

Regular Board Meeting Template
Wednesday, February 4, 2009 7:00 PM
Central Services

I. Public Comment

II. Administrative Reports

A. Superintendent's Announcements

B. Student Representative Reports

Rationale: Ms. Frank and Mr. Haack will report on activities taking place at the high school.

C. Business Manager's Report

Rationale: Mr. Harry Traver will present the January Statement of Accounts.

D. Schools in the Spotlight

E. Annual Facilities Report

Attachments:

2009 Facilities Report

3

Electric KWH Spreadsheet

5

Rationale: Mr. Santi Camarotti, Director of Facilities, will present his annual report on the Facilities Department.

F. PLC for Principals

Rationale: Mr. James Bowe, Dr. Patricia Law and Ms. Kimberly Dessert will share some of the practices that principals are trying to model as a PLC leader.

III. Consent Agenda

A. Minutes

IV. Old Business

A. Budget Discussions

Rationale: The Board will continue to discuss the development of the FY10 budget.

B. Revision of the Quality and Diversity Plan

Rationale: Mr. Addley, Superintendent, will present a draft of the Quality and Diversity Plan.

C. First Reading of Bullying Policy

Rationale: The Curriculum/Policy/Technology/Communication standing committee has recommended this policy for a first reading.

V. New Business

A. Technology Plan

Rationale: Ms. Sue Domanico, Director of Curriculum, will introduce the District Technology for Board consideration.

VI. Miscellaneous

A. Board Standing Committee Reports

1. Curriculum/Policy/Technology

2. Finance/Personnel/Facilities

B. Other Board-Related Reports

1. CPPAC

2. CREC/CABE

3. Granby Education Foundation

4. Energy-Saving Initiatives

C. Board Member Announcements

VII. Executive Session/Non-Meeting

February 4, 2009

Mr. Alan Addley, Superintendent of Schools
Mr. Harry Traver, Business Manager
Granby Board of Education

2009 Annual Facilities Report

I am glad to report that 2008 was another successful year for the Facilities Department at the Granby Public Schools. Challenges the department faced in 2008 and continue to face in 2009 are the rising cost of energy, cost of custodial supplies, maintenance supplies, and storage space.

Using the PLC goal setting format we have taken on two goals to achieve this school year. Our first goal is to reduce the total energy costs throughout the district 3% to 5% by the end of the school year. We have involved the facilities staff along with faculty to help achieve this goal. Space temperatures in the schools have been reduced from 71 degrees to 69 degrees. We have reduced the operating hours of all air handling units and have staggered the starting times to reduce our electrical demand. These changes were made in the building management system during the month of October. Our total savings for electricity starting July 1, 2008 through December, 2008 is \$9,984. Other energy initiatives include an Energy Star audit being completed by the Connecticut Conference of Municipalities. The inspection is free and will let us know how our schools rank in efficiency compared to other districts. Our second goal is to maintain the same level of cleanliness throughout all the schools in the district providing a safe and clean learning environment. We have established a daily detailing record for the evening custodians and each school is formally inspected once every five weeks by the Lead Day Custodian and Lead Maintenance person. Instead of individual cleaning areas we have started Team Cleaning at the High School and Middle School. Following the April Recess we will have team cleaning at all the schools.

The maintenance inventory software is 90% complete and we have started inputting custodial products. Having an accurate accounting of our inventory avoids delays in completing work orders. For fiscal year 2008 we completed 1,969 work orders and 527 planned maintenance work orders.

We purchased several pieces of new equipment last year through the small cap budget. They included a lawn mower for F. M. Kearns, a snow blower and ride on scrubber for the Middle School, and a leaf blower and back pack blower for grounds. We also purchased a new larger landscape trailer and replaced a 1996 S-10 pickup truck with a new E-150 Ford van.

At the High School paddle fans were installed in the Media Center and Community Gymnasium. These two areas were difficult to heat and the paddle fans have solved that problem. The Community Gymnasium floor was refinished during the summer and the High School gymnasium was refinished over the Thanksgiving recess. Both gymnasiums

received new energy efficient light fixtures and the Commons had energy efficient light bulbs installed in the light fixtures. Four classrooms were repainted by the maintenance staff. A new batting cage was installed in the upper field by the maintenance staff also.

The Middle School gymnasium floor was refinished during the Thanksgiving recess and the entire gymnasium walls were repainted during the Winter Recess. The light fixtures in the main gymnasium and auxiliary gymnasium were replaced with energy efficient fixtures. Two classrooms were repainted during the summer and some additional landscaping was completed. The kitchen light fixtures were retrofit with energy efficient light bulbs.

At F. M. Kearns Primary School the playscape was removed following a safety inspection. Several pieces of the wooden structure were dry rot and beyond repair. A new playscape will be installed in late spring. The stage floor was sanded and resurfaced. At the main entrance and the entrance by room 30, walk-off carpeting was installed over the tile. The light fixtures in the All Purpose Room were retrofit with new energy efficient light bulbs.

For Kelly Lane Elementary School a barrier fence was installed between the parking lot and playscape. The stage floor was also sanded and refinished during the Winter Recess. A purchase order has been issued to connect the roof drains in the courtyard to the existing drain system. This area is a flooding problem during heavy rain storms and connecting the downspouts will rectify the problem. There are several items waiting approval to close out the building project. They include renovation of the lavatories in the original building, replacing 10 year old carpet in four classrooms with VCT flooring, painting the exterior north side of the building, and replacement of 10 year old smaller lockers.

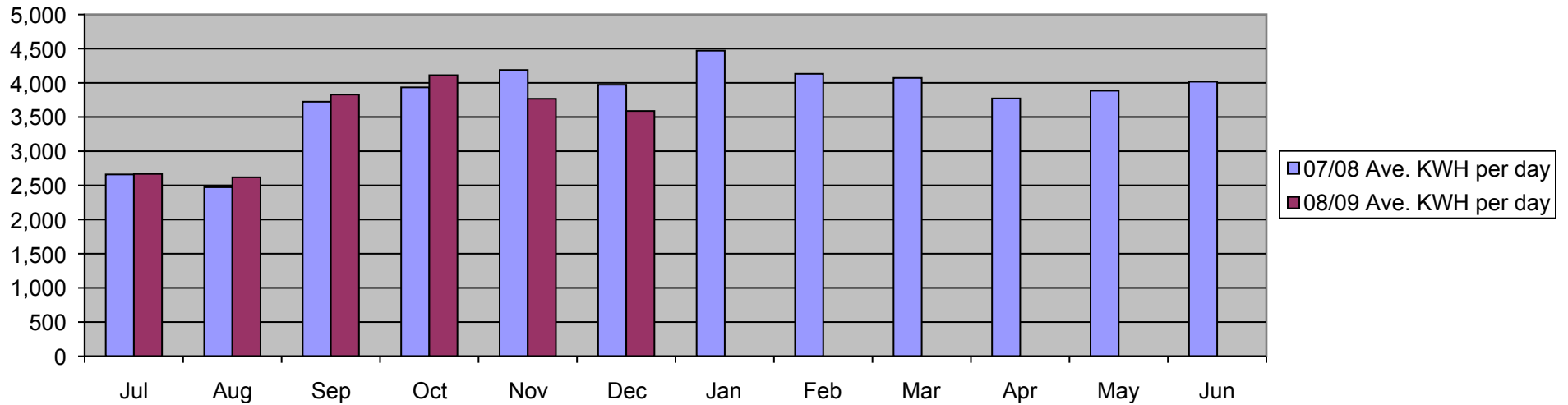
At Wells Road Elementary School a barrier fence was installed along the sidewalk and playscape during the fall. Repairs were made to the tool shed which received roof damage after a branch fell on the roof during a summer thunderstorm. There are three projects waiting approval to close out the building project. They include additional pavers in the courtyard, light blocking shades, and a PH adjustment system needed for the water system.

The facilities staff did an excellent job throughout the year and preparing the schools during the summer. I believe the BOE was very pleased with the condition of the schools during their walkthrough prior to school opening. The new custodial equipment that we have been able to purchase over the past few years has made a big difference in the appearance of our schools. I thank everyone involved in the Granby Public Schools for their continued support and it is a pleasure to be a part of this school district.

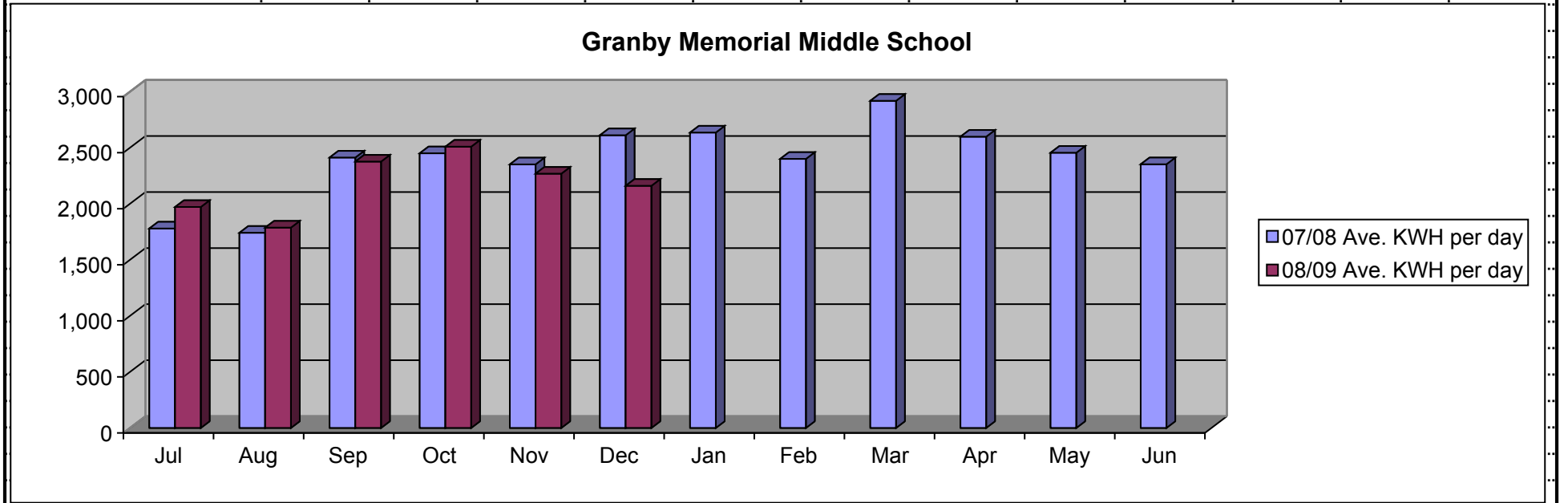
Santi Camarotti
Director of Faculties

	Jul	Aug	Sep	Oct	Nov	Dec	Jan	Feb	Mar	Apr	May	Jun
07/08 Ave. KWH per day	2,648	2,461	3,712	3,922	4,176	3,960	4,459	4,121	4,061	3,760	3,873	4,005
08/09 Ave. KWH per day	2,656	2,606	3,816	4,100	3,755	3,576						
Percentage Change	0.3%	5.9%	2.8%	4.5%	-10.1%	-9.7%	-100.0%	-100.0%	-100.0%	-100.0%	-100.0%	-100.0%
Utility Bill	\$15,037	\$14,067	\$19,700	\$23,347	\$20,386	\$18,588						
Cost/Savings	\$45	\$829	\$552	\$1,050	-\$2,059	-\$1,803						
										Total Savings		-\$1,386

Granby Memorial High School

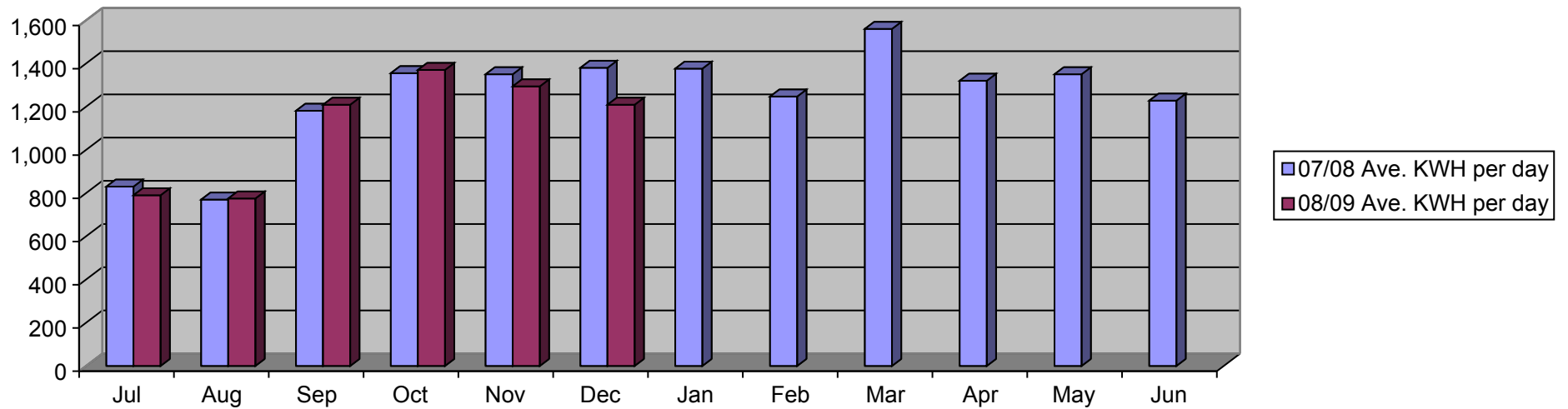


	Jul	Aug	Sep	Oct	Nov	Dec	Jan	Feb	Mar	Apr	May	Jun
07/08 Ave. KWH per day	1,779	1,741	2,412	2,450	2,351	2,611	2,635	2,400	2,918	2,598	2,455	2,352
08/09 Ave. KWH per day	1,971	1,787	2,376	2,509	2,268	2,160						
Percentage Change	10.8%	2.6%	-1.5%	2.4%	-3.5%	-17.3%	-100.0%	-100.0%	-100.0%	-100.0%	-100.0%	-100.0%
Utility Bill	\$11,237	\$10,091	\$13,302	\$13,021	\$12,673	\$12,025						
Cost/Savings	\$1,214	\$262	-\$200	\$312	-\$433	-\$2,080						
										Total Savings		-\$925



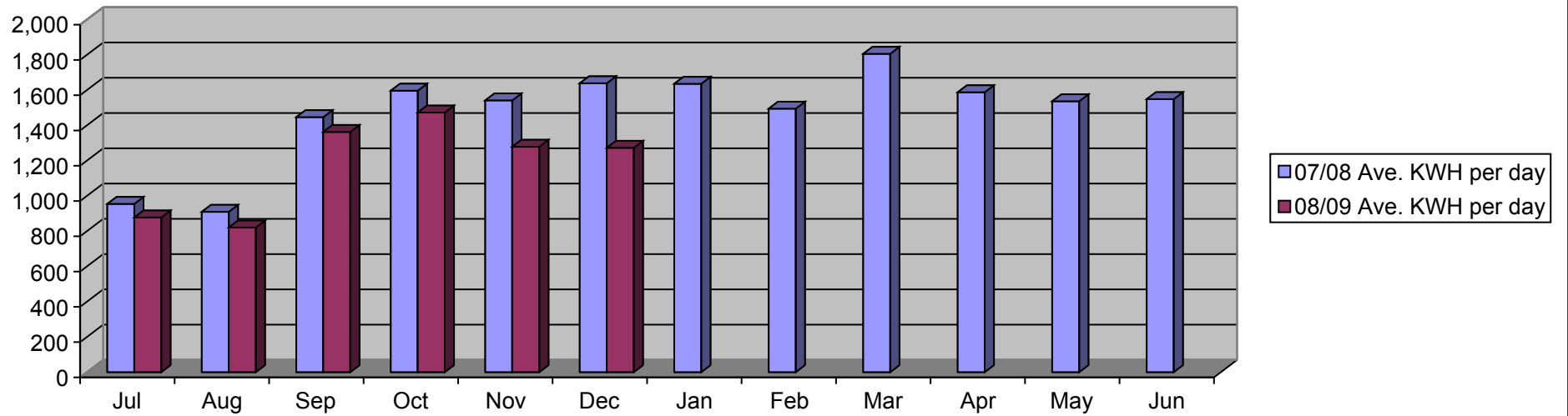
	Jul	Aug	Sep	Oct	Nov	Dec	Jan	Feb	Mar	Apr	May	Jun
07/08 Ave. KWH per day	830	770	1,181	1,355	1,350	1,380	1,376	1,247	1,560	1,320	1,350	1,228
08/09 Ave. KWH per day	790	775	1,209	1,370	1,294	1,209						
Percentage Change	-4.8%	0.6%	2.4%	1.1%	-4.1%	-12.4%	-100.0%	-100.0%	-100.0%	-100.0%	-100.0%	-100.0%
Utility Bill	\$4,670	\$4,392	\$7,238	\$7,581	\$7,746	\$7,174						
Cost/Savings	-\$224	\$26	\$174	\$83	-\$317	-\$889						
										Total Savings		-\$1,147

Kelly Lane Elementary School



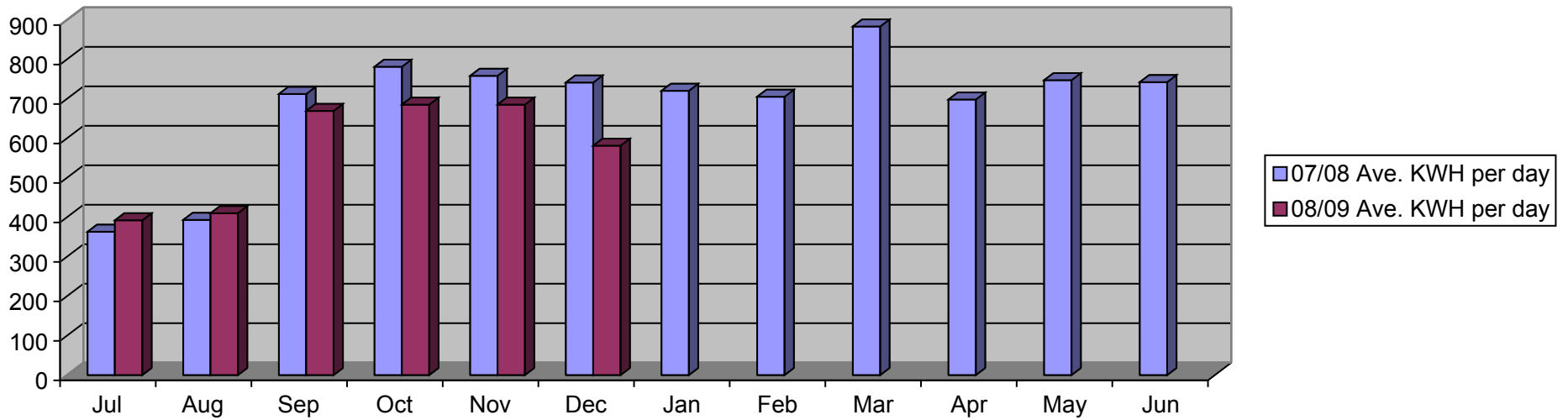
	Jul	Aug	Sep	Oct	Nov	Dec	Jan	Feb	Mar	Apr	May	Jun
07/08 Ave. KWH per day	954	909	1,446	1,596	1,541	1,638	1,635	1,494	1,805	1,587	1,536	1,548
08/09 Ave. KWH per day	877	820	1,362	1,472	1,278	1,272						
Percentage Change	-8.1%	-9.8%	-5.8%	-7.8%	-17.1%	-22.3%	-100.0%	-100.0%	-100.0%	-100.0%	-100.0%	-100.0%
Utility Bill	\$5,229	\$4,790	\$8,257	\$8,070	\$7,623	\$7,524						
Cost/Savings	-\$424	-\$469	-\$479	-\$629	-\$1,303	-\$1,678						
										Total Savings		-\$4,982

Wells Road Elementary School



	Jul	Aug	Sep	Oct	Nov	Dec	Jan	Feb	Mar	Apr	May	Jun
07/08 Ave. KWH per day	363	393	712	781	758	741	720	705	883	698	747	742
08/09 Ave. KWH per day	392	410	669	685	685	581						
Percentage Change	8.0%	4.3%	-6.0%	-12.3%	-9.6%	-21.6%	-100.0%	-100.0%	-100.0%	-100.0%	-100.0%	-100.0%
Utility Bill	\$2,301	\$3,273	\$3,734	\$3,777	\$4,067	\$3,660						
Cost/Savings	\$184	\$141	-\$224	-\$465	-\$390	-\$790						
										Total Savings		-\$1,544

F. M. Kearns Primary School



	Jul	Aug	Sep	Oct	Nov	Dec	Jan	Feb	Mar	Apr	May	Jun
07/08 Ave. KWH per day	6,574	6,274	9,463	10,104	10,176	10,330						
08/09 Ave. KWH per day	6,686	6,398	9,432	10,136	9,280	8,798						
Percentage Change	1.7%	2.0%	-0.3%	0.3%	-8.8%	-14.8%	#DIV/0!	#DIV/0!	#DIV/0!	#DIV/0!	#DIV/0!	#DIV/0!
Utility Bill	\$38,474	\$36,613	\$52,231	\$55,796	\$52,495	\$48,965						
Cost/Savings	\$654	\$732	-\$157	\$167	-\$4,620	-\$7,247						
										Total Savings		-\$10,471

