

## **Finance & Operations Committee Meeting**

Wednesday, December 10, 2025 6:00 PM

BOE Auditorium and via Zoom Meeting Platform, 129 Church Street, Bristol, CT  
06010

1. **Call To Order**
2. **Approval Of Minutes**
- 2.1.11.12.25 Regular Finance & Operations  
Committee Meeting
3. **Public Comment**
4. **2026 Meeting Dates \*\***
5. **2026 Budget Update through 11/30/2025**
6. **Cafeteria Report**
7. **Appropriation Transfers over \$10,000**
8. **Pupil Personnel Services Report**
9. **Student Activity Account Report through  
11/30/2025**
10. **Operations Committee**
- 10.1. 5-Year CIP Review \*\*
11. **Old Business**
12. **New Business**
13. **Adjournment**

The minutes presented within this document summarize the discussion of the Regular Finance and Operations Committee meeting. To view the meeting in its entirety and hear full reports, please click the following link: [11/12/25 - Regular Finance & Operations Meeting](#) Passcode: j=M\*8xG2



**BRISTOL BOARD OF EDUCATION**  
**Bristol, Connecticut**  
**Wednesday November 12, 2025 – 6:00pm**  
**Regular Finance and Operations Committee Meeting Minutes**

The Bristol Board of Education Regular Finance and Operations Committee Meeting was held on Wednesday, November 12, 2025 at 6:00pm in the Bristol Board of Education Auditorium located at 129 Church Street and via Zoom Meeting Platform

Present: Chair Shelby Pons, Commissioners Simmons and Ledger

Also, Present: Director of Finance Jodi Bond, Director of Pupil Personnel Services Amy Martino Director of Information Technology Jeff Telke and Superintendent Iris White

**1. Call to Order - Pledge of Allegiance**

Commissioner Simmons called meeting to order at 6:00 p.m. and asked the audience to stand for the Pledge of Allegiance

**2. Approval of Minutes - 10.08.25 Regular Finance & Operations Committee Meeting**

Commissioner Simmons has moved the 10.08.25 meeting minutes to have a full quorum in order to be approved.

**3. Public Comment**

Commissioner Giantonio had comments regarding a letter that has to do with budget.

**4. 2026 Meeting Dates**

Jodi Bond, Director of Finance presented 2026 Regular Finance and Operations Committee Meeting Dates to the committee.

Commissioner Simmons agreed to postpone the approval of the dates to next Regular Finance and Operations Committee Meeting.

**5. 2026 Budget update through 10/31/25**

Jodi Bond, Director of Finance provided the 2026 Budget update through 10/31/25. Our Substitute line is currently trending over budget. However, this overage is being partially offset by savings in the certified teacher and paraprofessional salary lines. Special Education

expenditures are presently over by \$1,755,714, primarily due to the cost of outplaced tuitions. This deficit is expected to be covered through Excess Cost reimbursement. I continue to monitor all budget lines closely to ensure fiscal responsibility and to identify opportunities for realignment as needed.

Questions and discussion regarding the comparison of budget each year of substitute.

**6. Cafeteria Report**

Jodi Bond provided the Cafeteria Report. Our cafeteria snapshot at 10/31/25 shows a surplus of \$644,767. We served our scholars 53,528 breakfasts, 110,108 lunches, and 643 snacks in October.

No questions followed.

**7. Appropriation transfers over \$10,000**

Jodi Bond provided the Appropriation Transfers over 10,000. I reappropriated teacher salaries to the certified salary savings line.

No questions followed.

**8. Pupil Personnel Services Report**

Amy Martino presented the monthly Pupil Personnel Services Report. Mrs. Martino reported as of November 1, 2025, 1,769 of the 7,892 enrolled Bristol students are identified as requiring Special Education programming. This enrollment reflects 22.42% of the total BPS student population. As of November 1st, 122 students with disabilities required out-of-district placements at private special education school programs. There were 92 students requiring special education programming services at other public out-of-district schools, including magnet schools. During the month of October 2025, 37% of newly registered students were identified as students with special education programming needs at the time of registration with no student receiving their programming and services at an out-of-district special education school program. During the month of September, there were 33 211 calls and 6 911 calls.

Questions and discussions followed regarding the report.

**9. Student Activity Accounts through 10/31/25**

Jodi Bond provided the student activity accounts as of October 31, 2025

Bristol Central Athletics began this year with a balance of \$53,781.55. A total of \$9,816.95 in expenses and \$14,128.44 in receipts left a balance of \$58,093.04.

The BCHS Student Activity Fund began the year with \$155,105.57. They had \$26,156.10 in expenditures and \$18,379.02 in Receipts, leaving a month-end balance of \$147,328.49.

Bristol Eastern Athletics began this year with a \$18,572.98 balance. A total of \$14,289.46 in expenses and \$3,971.93 in receipts left a balance of \$8,255.45.

The BEHS Student Activity Fund began the year with \$147,122.42. They had \$25,453.82 in expenditures and \$44,306.01 in Receipts, leaving a month-end balance of \$165,974.61.

**10. IT Task Force and Data Dashboard updates**

Jeff Telke provided update on IT Task Force and Data Dashboard that it's still in progress. The team stopped using Google Looker Studio and is now looking at Microsoft Fabric instead. PowerSchool data is safely linked, and they are still working on connecting Munis. Jeff said they hope to have something to show in the next few months.

**11. Operations Committee**

There was no update from the Operations Committee

**12. Old Business**

There was no Old Business to come before the committee


**13. New Business**

There was no New Business to come before the committee

**14. Adjournment**

There being no other business before the committee, the Finance and Operations Committee Meeting should be adjourned. ( 7:02 p.m.)

Respectfully Submitted,



Recording Secretary  
Bristol Board of Education

The minutes presented within this document summarize the discussion of the Regular Finance and Operations Committee meeting. To view the meeting in its entirety and hear full reports, please click the following link: [11/12/25 - Regular Finance & Operations Meeting](#) Passcode: j=M\*8xG2



**BRISTOL BOARD OF EDUCATION**  
**Bristol, Connecticut**  
**Wednesday November 12, 2025 – 6:00pm**  
**Regular Finance and Operations Committee Meeting Minutes**

The Bristol Board of Education Regular Finance and Operations Committee Meeting was held on Wednesday, November 12, 2025 at 6:00pm in the Bristol Board of Education Auditorium located at 129 Church Street and via Zoom Meeting Platform

Present: Chair Shelby Pons, Commissioners Simmons and Ledger

Also, Present: Director of Finance Jodi Bond, Director of Pupil Personnel Services Amy Martino Director of Information Technology Jeff Telke and Superintendent Iris White

**1. Call to Order - Pledge of Allegiance**

Commissioner Simmons called meeting to order at 6:00 p.m. and asked the audience to stand for the Pledge of Allegiance

**2. Approval of Minutes - 10.08.25 Regular Finance & Operations Committee Meeting**

Commissioner Simmons has moved the 10.08.25 meeting minutes to have a full quorum in order to be approved.

**3. Public Comment**

Commissioner Giantonio had comments regarding a letter that has to do with the budget.

**4. 2026 Meeting Dates**

Jodi Bond, Director of Finance presented 2026 Regular Finance and Operations Committee Meeting Dates to the committee.

Commissioner Simmons agreed to postpone the approval of the dates to the next Regular Finance and Operations Committee Meeting.

**5. 2026 Budget update through 10/31/25**

Jodi Bond, Director of Finance provided the 2026 Budget update through 10/31/25. Our Substitute line is currently trending over budget. However, this overage is being partially offset by savings in the certified teacher and paraprofessional salary lines. Special Education

expenditures are presently over \$1,755,714, primarily due to the cost of outplaced tuitions. This deficit is expected to be covered through Excess Cost reimbursement. I continue to monitor all budget lines closely to ensure fiscal responsibility and to identify opportunities for realignment as needed.

Questions and discussion regarding the comparison of budget each year of substitute.

**6. Cafeteria Report**

Jodi Bond provided the Cafeteria Report. Our cafeteria snapshot at 10/31/25 shows a surplus of \$644,767. We served our scholars 53,528 breakfasts, 110,108 lunches, and 643 snacks in October.

No questions followed.

**7. Appropriation transfers over \$10,000**

Jodi Bond provided the Appropriation Transfers over 10,000. I reappropriated teacher salaries to the certified salary savings line.

No questions followed.

**8. Pupil Personnel Services Report**

Amy Martino presented the monthly Pupil Personnel Services Report. Mrs. Martino reported as of November 1, 2025, 1,769 of the 7,892 enrolled Bristol students are identified as requiring Special Education programming. This enrollment reflects 22.42% of the total BPS student population. As of November 1st, 122 students with disabilities required out-of-district placements at private special education school programs. There were 92 students requiring special education programming services at other public out-of-district schools, including magnet schools. During the month of October 2025, 37% of newly registered students were identified as students with special education programming needs at the time of registration with no student receiving their programming and services at an out-of-district special education school program. During the month of September, there were 33 211 calls and 6 911 calls.

Questions and discussions followed regarding the report.

**9. Student Activity Accounts through 10/31/25**

Jodi Bond provided the student activity accounts as of October 31, 2025

Bristol Central Athletics began this year with a balance of \$53,781.55. A total of \$9,816.95 in expenses and \$14,128.44 in receipts left a balance of \$58,093.04.

The BCHS Student Activity Fund began the year with \$155,105.57. They had \$26,156.10 in expenditures and \$18,379.02 in Receipts, leaving a month-end balance of \$147,328.49.

Bristol Eastern Athletics began this year with a \$18,572.98 balance. A total of \$14,289.46 in expenses and \$3,971.93 in receipts left a balance of \$8,255.45.

The BEHS Student Activity Fund began the year with \$147,122.42. They had \$25,453.82 in expenditures and \$44,306.01 in Receipts, leaving a month-end balance of \$165,974.61.

**10. IT Task Force and Data Dashboard updates**

Jeff Telke provided an update on the IT Task Force and Data Dashboard that it's still in progress. The team stopped using Google Looker Studio and is now looking at Microsoft Fabric instead. PowerSchool data is safely linked, and they are still working on connecting Munis. Jeff said they hope to have something to show in the next few months.

**11. Operations Committee**

There was no update from the Operations Committee

**12. Old Business**

There was no Old Business to come before the committee


**13. New Business**

There was no New Business to come before the committee

**14. Adjournment**

There being no other business before the committee, the Finance and Operations Committee Meeting should be adjourned. ( 7:02 p.m.)

Respectfully Submitted,



Recording Secretary  
Bristol Board of Education



## **PROCEDURES FOR REMOTE AND IN-PERSON PUBLIC COMMENT**

Members of the public are invited to comment to the Board on any topic related to school business.

Items requiring consideration by the Board must be approved as an agenda item by a 2/3ds vote of the Board members present. Such items may be referred for further study and not necessarily acted upon at this meeting.

Anyone wishing to address the Board should adhere to the following procedures:

**Submitted Public Comment must be received by 4:00 p.m. on the day of the meeting**

### **Before a Meeting**

1. Send your comments to: [susaneverett@bristolk12.org](mailto:susaneverett@bristolk12.org)
2. Be sure to put **PUBLIC COMMENT – FINANCE-OPS** in the subject line.
3. Include your name and address.
4. Direct your comments to the Committee Chair.
5. Your comments will be placed on file and distributed to committee members.
6. All comments should be written in an appropriate manner, particularly if concerning a personnel matter.
7. Any comments not adhering to the guidelines will not be distributed at the meeting.

### **During a Meeting**

1. Everyone is requested to address the Committee Chair for recognition.
2. Each speaker must state his/her name and address.
3. All speakers must observe rules of common etiquette. Personalities are not to be injected.  
Anyone violating this rule will be denied the floor. Unless waived by the committee chair or a majority of the committee.
4. Each speaker shall limit his/her remarks to three (3) minutes.
5. A speaker will not be recognized for a second time on the same topic.
6. Written statements and materials may be made available in advance of comments, for distribution to committee members.
7. Speakers shall state their positions on the subject being discussed.
8. Committee members will not respond directly to comments during the committee meeting.  
The Superintendent will direct the question to the appropriate staff member for follow-up.

Bristol Public Schools  
Bristol, Connecticut



P.O. Box 450 | 129 Church Street  
Bristol, CT 06010-0450  
860-584-7000 | Fax 860-584-7611

## **2026 Finance & Operations Committee Meeting Dates**

Wednesday, January 14, 2026, 6pm

Wednesday, February 11, 2026, 6pm

Wednesday, March 11, 2026, 6pm

Wednesday, April 8, 2026, 6pm

Wednesday, May 13, 2026, 6pm

Wednesday, June 10, 2026, 6pm

Wednesday, July 8, 2026, 6pm

Wednesday, August 12, 2026, 6pm

Wednesday, September 9, 2026, 6pm

Wednesday, October 14, 2026, 6pm

Wednesday November 11, 2026 6pm \* This is a BOE holiday

Wednesday December 9, 2026, 6pm

Character Code	2025 Actual	2026 Budget	2026 Revised Budget	YTD Expended	Encumbrances	Available Budget	% of Budget Used	
01 - GENERAL CONTROL	2,783,143	2,315,602	2,705,602	1,014,478	1,548,547	142,576	94.7%	
02 - INSTRUCTION	52,174,915	51,906,657	51,506,028	15,114,123	35,813,294	578,611	98.9%	
03 - TRANSPORTATION	6,073,967	6,251,896	6,256,669	731,923	5,305,016	219,731	96.5%	
04 - OPERATION OF PLANT	8,511,002	8,033,605	8,033,605	3,146,910	4,146,552	740,144	90.8%	
05 - MAINTENANCE OF PLANT	3,011,951	2,863,354	2,863,354	1,012,960	1,279,579	570,815	80.1%	
06 - BENEFITS & FIXED	21,603,473	23,490,517	23,490,517	21,548,858	116,249	1,825,410	92.2%	
07 - ATHLETICS & STUDENT	2,551,908	2,142,878	2,145,934	1,028,423	299,653	817,858	61.9%	
08 - CAPITAL & TECHNOLOGY	1,797,730	1,210,955	1,213,755	968,938	64,164	180,653	85.1%	
10 - TUITION	756,375	825,202	825,202	114,278	96,686	614,238	25.6%	
50 - SALARIES/WORK COMP	0	0	0	21,654	0	-21,654	-	
58 - OTHER/MISCELLANEOUS/ANTICIPATED REVENUE	-205,222	-207,979	-207,979	-19,859	0	-188,121	9.5%	
<b>Total</b>	<b>99,059,242</b>	<b>98,832,687</b>	<b>98,832,687</b>	<b>44,682,686</b>	<b>48,669,740</b>	<b>5,480,261</b>	<b>94.5%</b>	
<i>Pupil Services Breakdown</i>								
Special Education	17,050,946	18,412,134	18,411,134	5,277,921	12,999,473	133,740	99.3%	
Preschool	733,723	710,203	710,203	223,991	588,936	-102,724	114.5%	
504 Plan Students	8,808	53,500	53,500	3,392	7,108	43,000	19.6%	
Summer School	438,627	333,920	333,920	493,779	0	-159,859	147.9%	
Psychological Services	1,696,087	1,769,074	1,769,074	494,552	1,278,170	-3,648	100.2%	
Speech Pathology	1,647,610	1,915,078	1,915,078	469,360	1,255,389	190,328	90.1%	
Transportation	6,978,275	8,359,794	8,360,794	1,790,581	5,961,568	608,645	92.7%	
Magnet/Vo-Ag School Tuitions	0	0	0	0	0	0	0.0%	
Public School Tuitions	4,488,942	3,870,000	3,870,000	2,194,323	1,902,918	-227,241	105.9%	
Private Facility Tuitions	11,660,138	10,387,000	10,387,000	4,675,683	8,603,827	-2,892,510	127.8%	
<b>09 - SPECIAL EDUCATION TOTAL</b>	<b>44,703,155</b>	<b>45,810,703</b>	<b>45,810,703</b>	<b>15,623,582</b>	<b>32,597,389</b>	<b>-2,410,268</b>	<b>105.3%</b>	
Excess Cost/Medicaid Reimbursements	-7,390,813	-7,581,575	-7,581,575	-175,699	0	-7,405,876	2.3%	
<b>TOTAL OPERATING BUDGET</b>	<b>136,371,584</b>	<b>137,061,815</b>	<b>137,061,815</b>	<b>60,130,569</b>	<b>81,267,129</b>	<b>-4,335,883</b>	<b>103.2%</b>	
<b>REVENUE SOURCES:</b>	<b>Annual Anticipated:</b>	<b>YTD Received:</b>		<b>CURRENT OPERATING BUDGET AFTER REVENUES</b>				
Rentals	50,000	-15,659						
Tuitions	157,979	-4,200						GF
Medicaid	451,352	-175,699						
Excess Cost	7,130,223	0						SpEd
<b>Total Revenue Anticipated YTD:</b>	<b>7,789,554</b>	<b>-195,558</b>	<b>-195,558</b>	<b>-\$4,335,883</b>				

YEAR-TO-DATE BUDGET REPORT

FOR 2026 05 JOURNAL DETAIL 2026 1 TO 2026 5

	ORIGINAL APPROP	TRANFRS/ADJSTMTS	REVISED BUDGET	YTD EXPENDED	ENCUMBRANCES	AVAILABLE BUDGET	PCT USED
<b>01 GENERAL CONTROL</b>							
511001 SUPERINTENDENT/DEPUTY SALARI	420,000	0	420,000	169,615.40	250,384.60	.00	100.0%
511021 SUPERVISOR SALARIES - GENERA	365,301	-17,500	347,801	117,739.30	221,018.32	9,043.38	97.4%
511101 CERTIFIED SALARY ADJUSTMENTS	-400,000	400,000	0	.00	.00	.00	.0%
512001 CENTRAL ADMIN SALARIES - GEN	134,903	0	134,903	54,769.94	78,433.77	1,699.29	98.7%
512021 SECRETARY SALARIES - GENERAL	640,819	0	640,819	232,916.03	347,786.81	60,116.16	90.6%
532301 PROF SERVICES - OTHER - GEN	52,000	7,500	59,500	17,376.50	34,298.50	7,825.00	86.8%
533011 OTHER PROF/TECH - GENERAL	140,000	-1,000	139,000	77,127.02	75,491.18	-13,618.20	109.8%
543001 REPAIRS & MAINT - GENERAL	20,000	-6,578	13,422	7,396.95	.00	6,024.85	55.1%
544401 RENTS & LEASES - GENERAL	389,300	0	389,300	116,244.67	221,755.33	51,300.00	86.8%
553001 TELEPHONE - GENERAL	170,000	0	170,000	61,502.86	108,497.14	.00	100.0%
553101 POSTAGE - GENERAL	85,000	0	85,000	35,182.46	43,761.99	6,055.55	92.9%
553301 SOFTWARE/LICENSES - GENERAL	34,750	5,578	40,328	20,075.00	17,000.00	3,253.20	91.9%
555001 PRINTING & BINDING - GENERAL	13,500	1,500	15,000	7,034.78	1,665.22	6,300.00	58.0%
558001 STAFF TRANSPORT - GENERAL	30,500	0	30,500	5,313.03	.00	25,186.97	17.4%
559001 OTHER PURCHASED SERVICES - G	5,935	0	5,935	1,487.50	.00	4,447.50	25.1%
561201 ADMIN SUPPLIES - GENERAL	14,750	0	14,750	1,731.81	8,204.73	4,813.46	67.4%
561401 MAINTENANCE SUPPLIES - GENER	15,000	-500	14,500	6,487.31	7,676.77	335.92	97.7%
569001 OFFICE SUPPLIES - GENERAL	115,750	0	115,750	42,851.13	121,219.61	-48,320.74	141.7%
573001 EQUIPMENT - GENERAL	11,353	0	11,353	.00	11,353.29	-.29	100.0%
581161 MEMBERSHIPS - STAFF - GEN	9,871	500	10,371	7,127.00	.00	3,244.00	68.7%
581171 MEMBERSHIPS - DIST - GENERAL	46,870	500	47,370	32,499.60	.00	14,870.40	68.6%
TOTAL GENERAL CONTROL	2,315,602	390,000	2,705,602	1,014,478.29	1,548,547.26	142,576.45	94.7%
<b>02 INSTRUCTION</b>							
511012 PRINCIPAL SALARIES	3,255,322	0	3,255,322	1,219,806.17	2,017,910.61	17,605.22	99.5%
511022 SUPERVISOR SALARIES - INSTRU	996,472	0	996,472	412,798.65	723,902.51	-140,229.16	114.1%
511092 SUMMER SCHOOL SALARIES	117,179	0	117,179	86,448.84	.00	30,730.16	73.8%
511102 TEACHER SALARIES - INSTRUCT	38,538,550	-400,000	38,138,550	10,233,434.98	27,701,101.77	204,013.25	99.5%
511142 GUIDANCE COUNSELOR SALARIES	2,131,276	0	2,131,276	624,013.29	1,643,026.26	-135,763.55	106.4%
511162 SUBSTITUTE TEACHER SALARIES	975,992	0	975,992	350,053.96	657,556.96	-31,618.92	103.2%
511172 INTERN/TUTOR SALARIES - INST	43,828	-6,101	37,727	20,538.55	9,952.33	7,236.12	80.8%
511182 NON CERT INSTRUCTION SALARIE	130,889	0	130,889	41,076.78	92,054.20	-2,241.98	101.7%
511192 CO-CURRICULAR STIPENDS - INS	159,234	-4,641	154,593	51,212.02	.00	103,381.02	33.1%
511262 BUILDING SUB TEACHERS	324,008	0	324,008	59,832.26	264,175.74	.00	100.0%
512022 SECRETARY SALARIES - INSTRUC	2,453,527	0	2,453,527	842,729.47	1,596,076.36	14,721.17	99.4%
512032 SUBSTITUTE SECRETARY SALARIE	15,000	0	15,000	17,962.63	951.39	-3,914.02	126.1%

YEAR-TO-DATE BUDGET REPORT

FOR 2026 05 JOURNAL DETAIL 2026 1 TO 2026 5

	ORIGINAL APPROP	TRANFRS/ADJSTMTS	REVISED BUDGET	YTD EXPENDED	ENCUMBRANCES	AVAILABLE BUDGET	PCT USED
512072 PARA SALARIES - INSTRUCTION	1,017,088	0	1,017,088	254,812.50	700,454.62	61,820.88	93.9%
512082 INTERVENTION SPECIALISTS	223,286	0	223,286	45,386.00	156,026.60	21,873.40	90.2%
532202 PROF ED SERVICES - INSTRUCTI	80,393	5,860	86,253	9,735.57	895.00	75,622.43	12.3%
532302 PROF SERVICES - OTHER - INST	45,613	-1,200	44,413	12,752.27	13,132.09	18,528.64	58.3%
532402 FIELD TRIPS/ADMISSION - INST	18,207	0	18,207	915.50	1,500.00	15,791.50	13.3%
533012 OTHER PROF/TECH - INSTRUCTIO	1,475	-500	975	282.94	.00	692.06	29.0%
543002 REPAIRS & MAINT - INSTRUCTIO	34,260	0	34,260	7,889.07	12,666.87	13,704.06	60.0%
544402 RENTS & LEASES - INSTRUCTION	139,815	-3,800	136,015	80,592.10	127,178.94	-71,756.04	152.8%
553102 POSTAGE - INSTRUCTION	1,360	0	1,360	436.00	.00	924.00	32.1%
553302 SOFTWARE/LICENSES - INSTRUCT	159,084	3,652	162,736	137,605.74	2,794.47	22,336.00	86.3%
555002 PRINTING & BINDING - INSTRUC	39,610	219	39,829	5,781.57	3,834.17	30,213.43	24.1%
558002 STAFF TRANSPORT - INSTRUCTIO	16,086	0	16,086	593.54	.00	15,492.46	3.7%
559002 OTHER PURCHASED SERVICES - I	5,825	0	5,825	3,564.90	2,462.50	-202.40	103.5%
561102 INSTRUCT SUPPLIES - INSTRUCT	691,836	-13,274	678,562	403,600.63	66,445.25	208,515.64	69.3%
561202 ADMIN SUPPLIES - INSTRUCTION	11,319	-1,380	9,939	4,704.25	563.50	4,671.60	53.0%
564102 TEXTBOOKS - INSTRUCTION	33,595	-113	33,482	27,526.61	.00	5,955.87	82.2%
564112 REPLACEMENT TEXTBOOKS	9,500	-1,478	8,022	629.22	2,193.22	5,200.00	35.2%
564202 LIB BOOKS/MAG SUBS - INSTR	75,680	369	76,049	65,779.58	3,934.67	6,334.97	91.7%
565002 STUDENT RECOGNITION - INSTRU	11,600	-1,214	10,386	683.98	.00	9,701.78	6.6%
569002 OFFICE SUPPLIES - INSTRUCTIO	66,518	9,322	75,840	45,016.68	5,777.14	25,045.68	67.0%
573002 EQUIPMENT - INSTRUCTION	26,700	4,937	31,637	1,447.02	5,937.29	24,252.69	23.3%
581162 MEMBERSHIPS - STAFF - INSTRU	17,995	8,063	26,058	18,432.50	748.02	6,877.03	73.6%
581172 MEMBERSHIPS - DIST - INSTRUC	38,535	650	39,185	26,047.62	41.25	13,096.13	66.6%
TOTAL INSTRUCTION	51,906,657	-400,629	51,506,028	15,114,123.39	35,813,293.73	578,611.12	98.9%

03 TRANSPORTATION

512043 TRANSPORTATION SALARIES	89,158	0	89,158	33,500.11	53,837.89	1,820.00	98.0%
533013 OTHER PROF/TECH - TRANSPORT	201,388	0	201,388	44,435.16	147,059.22	9,893.62	95.1%
551003 REGULAR PUPIL TRANSPORTATION	3,840,634	0	3,840,634	368,928.23	3,329,114.88	142,590.89	96.3%
551203 IN TOWN TRANSPORT - VOTECH	40,424	0	40,424	14,422.38	52,905.20	-26,903.58	166.6%
551303 PRIVATE SCHOOL TRANSPORT	621,988	0	621,988	63,585.55	580,359.05	-21,956.60	103.5%
551403 OUT OF TOWN TRANSPORT - VOTE	310,588	0	310,588	29,402.64	266,257.24	14,928.12	95.2%
551503 OUT OF TOWN TRANSPORT - VOAG	135,544	0	135,544	13,554.36	122,742.26	-752.62	100.6%
551703 FIELD TRIPS - INSTRUCTION	30,640	4,773	35,413	3,995.81	6,621.89	24,795.26	30.0%
551823 HOMELESS IN-TOWN REG	380,693	0	380,693	49,582.00	283,457.30	47,653.70	87.5%
551903 ATHLETIC TRANSPORTATION	200,389	0	200,389	29,046.04	160,953.96	10,389.00	94.8%
562703 FUEL PUPIL TRANSPORTATION	400,000	0	400,000	81,470.35	301,706.65	16,823.00	95.8%
569003 OFFICE SUPPLIES - TRANSPORT	100	0	100	.00	.00	100.00	.0%
581173 MEMBERSHIPS - DIST - TRANSP	350	0	350	.00	.00	350.00	.0%
TOTAL TRANSPORTATION	6,251,896	4,773	6,256,669	731,922.63	5,305,015.54	219,730.79	96.5%

YEAR-TO-DATE BUDGET REPORT

FOR 2026 05 JOURNAL DETAIL 2026 1 TO 2026 5

04	OPERATION OF PLANT	ORIGINAL APPROP	TRANFRS/ADJSTMTS	REVISED BUDGET	YTD EXPENDED	ENCUMBRANCES	AVAILABLE BUDGET	PCT USED
<b>04 OPERATION OF PLANT</b>								
512064	CUSTODIAN SALARIES - PLANT	3,511,282	0	3,511,282	1,288,107.51	2,254,438.74	-31,264.25	100.9%
512264	SUBSTITUTE CUSTODIANS	40,000	0	40,000	.00	.00	40,000.00	.0%
515104	OVERTIME - OPERATION	135,000	0	135,000	48,189.87	.00	86,810.13	35.7%
515114	OVERTIME - BUILDING RENTAL	20,000	0	20,000	9,539.83	.00	10,460.17	47.7%
541014	ELECTRICITY	704,183	0	704,183	211,133.11	296,019.89	197,030.00	72.0%
541024	NATURAL GAS	572,702	0	572,702	90,571.47	502,130.53	-20,000.00	103.5%
541034	HEATING FUEL	398,266	0	398,266	51,545.07	346,720.93	.00	100.0%
541044	ELECTRICITY:SOLAR GENERATION	776,220	0	776,220	265,578.37	182,711.63	327,930.00	57.8%
541104	WATER & SEWER CHARGES	115,000	0	115,000	48,046.29	66,953.71	.00	100.0%
543004	REPAIRS & MAINT - OPERATION	215,000	0	215,000	65,573.89	149,426.11	.00	100.0%
552004	PROPERTY INSURANCE	374,009	0	374,009	198,633.34	192,602.13	-17,226.47	104.6%
552104	LIABILITY INSURANCE - PLANT	721,943	0	721,943	725,706.18	.00	-3,763.18	100.5%
561304	CUSTODIAN SUPPLIES	450,000	0	450,000	144,284.72	155,548.15	150,167.13	66.6%
	TOTAL OPERATION OF PLANT	8,033,605	0	8,033,605	3,146,909.65	4,146,551.82	740,143.53	90.8%
<b>05 MAINTENANCE OF PLANT</b>								
512005	CENTRAL ADMIN SALARIES - MAI	482,489	0	482,489	160,535.27	296,202.75	25,750.98	94.7%
512025	SECRETARY SALARIES - MAINT	71,698	0	71,698	25,487.82	44,372.10	1,838.08	97.4%
512055	MAINTENANCE SALARIES	946,495	0	946,495	298,236.71	501,470.64	146,787.65	84.5%
515105	OVERTIME - MAINTENANCE	40,000	0	40,000	9,438.86	.00	30,561.14	23.6%
533015	OTHER PROF/TECH - MAINTENANC	60,172	0	60,172	13,122.76	22,377.24	24,672.00	59.0%
543005	REPAIRS & MAINT - MAINTENANC	650,000	0	650,000	327,539.58	239,087.43	83,372.99	87.2%
543505	FIELD MAINT - PLANT	156,250	0	156,250	52,083.30	87,916.70	16,250.00	89.6%
553305	SOFTWARE/LICENSES - MAINT OF	26,000	0	26,000	22,535.01	.00	3,464.99	86.7%
561405	MAINTENANCE SUPPLIES - PLANT	400,000	0	400,000	99,965.19	87,592.38	212,442.43	46.9%
569005	OFFICE SUPPLIES - MAINTENANC	250	0	250	.00	.00	250.00	.0%
581175	MEMBERSHIPS - DIST - PLANT	20,000	0	20,000	4,015.00	560.00	15,425.00	22.9%
581205	VANDALISM	10,000	0	10,000	.00	.00	10,000.00	.0%
	TOTAL MAINTENANCE OF PLANT	2,863,354	0	2,863,354	1,012,959.50	1,279,579.24	570,815.26	80.1%
<b>06 BENEFITS &amp; FIXED</b>								
520006	EMPLOYEE BENEFITS	49,684	0	49,684	49,684.00	.00	.00	100.0%

YEAR-TO-DATE BUDGET REPORT

FOR 2026 05 JOURNAL DETAIL 2026 1 TO 2026 5

	ORIGINAL APPROP	TRANFRS/ADJSTMTS	REVISED BUDGET	YTD EXPENDED	ENCUMBRANCES	AVAILABLE BUDGET	PCT USED
520106 LIFE INSURANCE	82,400	0	82,400	36,533.20	43,466.80	2,400.00	97.1%
520306 MEDICAL/PRESCRIPTION	17,863,859	0	17,863,859	17,863,859.00	.00	.00	100.0%
520316 DENTAL	580,367	0	580,367	580,367.00	.00	.00	100.0%
520326 MEDICAL/PRESCRIPTION - RETIR	1,212,821	0	1,212,821	1,212,821.00	.00	.00	100.0%
520406 WORKERS COMPENSATION	944,985	0	944,985	944,985.00	.00	.00	100.0%
520506 SHORT TERM DISABILITY	37,000	0	37,000	16,874.43	20,429.63	-304.06	100.8%
520516 LONG TERM DISABILITY	18,908	0	18,908	7,309.36	9,386.58	2,212.06	88.3%
520706 SOCIAL SECURITY	1,069,107	0	1,069,107	399,757.45	.00	669,349.55	37.4%
520756 MEDICARE	1,234,503	0	1,234,503	355,368.86	.00	879,134.14	28.8%
520806 EMPLOYEE ASSISTANCE PROGRAM	25,500	0	25,500	23,790.00	.00	1,710.00	93.3%
521006 SEVERANCE PAY	289,083	0	289,083	30,283.99	.00	258,799.01	10.5%
521106 EDUCATION REIMBURSEMENT	10,000	0	10,000	3,013.50	.00	6,986.50	30.1%
521206 UNEMPLOYMENT INSURANCE	65,000	0	65,000	22,034.00	42,966.00	.00	100.0%
521306 BOOTS ALLOWANCE EMPLOYEE BEN	7,300	0	7,300	2,176.93	.00	5,123.07	29.8%
TOTAL BENEFITS & FIXED	23,490,517	0	23,490,517	21,548,857.72	116,249.01	1,825,410.27	92.2%

07 ATHLETICS & STUDENT

511027 SUPERVISOR SALARIES - ATHLET	287,459	0	287,459	98,863.12	188,595.88	.00	100.0%
511187 COACHING STIPENDS	967,943	0	967,943	362,684.76	.00	605,258.24	37.5%
512027 SECRETARY SALARIES - ATHLETI	24,144	0	24,144	8,674.74	15,293.83	175.43	99.3%
532307 PROF SERVICES - OTHER - ATHL	174,555	0	174,555	125,765.96	23,438.99	25,350.05	85.5%
532407 FIELD TRIPS/ADMISSION - SA	350	0	350	.00	.00	350.00	.0%
532607 ATHLETIC OFFICIALS	205,534	0	205,534	182,882.00	.00	22,652.00	89.0%
543007 REPAIRS & MAINT - ATHLET EQU	27,000	4,600	31,600	15,711.30	9,000.00	6,888.70	78.2%
544407 RENTS & LEASES - ATHLETICS	15,177	0	15,177	3,368.93	10,631.07	1,177.00	92.2%
552107 LIABILITY INSURANCE - ATHLET	175,000	-40,000	135,000	133,237.00	.00	1,763.00	98.7%
553307 SOFTWARE/LICENSES ATHLETICS	15,804	0	15,804	20,440.00	.00	-4,636.00	129.3%
555017 PRINTING & BINDING - SA	0	1,350	1,350	1,232.23	240.00	-122.23	109.1%
558007 STAFF TRANSPORT - ATHLETICS	10,000	0	10,000	.00	.00	10,000.00	.0%
561107 INSTRUCT SUPPLIES - SA	0	3,236	3,236	2,835.80	400.00	.00	100.0%
565007 STUDENT RECOGNITION - SA	35,183	-1,230	33,953	8,211.50	5,570.85	20,170.65	40.6%
569007 OFFICE SUPPLIES - ATHLETICS	500	0	500	.00	300.00	200.00	60.0%
569017 OFFICE SUPPLIES - SA	300	-300	0	.00	.00	.00	.0%
569307 ATHLETIC SUPPLIES	115,900	40,000	155,900	45,317.93	46,182.53	64,399.54	58.7%
573007 EQUIPMENT - ATHLETICS	55,329	-4,600	50,729	18,859.38	.00	31,869.62	37.2%
581177 MEMBERSHIPS - DIST - ATHLETI	30,000	0	30,000	338.00	.00	29,662.00	1.1%
581187 MEMBERSHIPS - DIST - SA	2,700	0	2,700	.00	.00	2,700.00	.0%
TOTAL ATHLETICS & STUDENT	2,142,878	3,056	2,145,934	1,028,422.65	299,653.15	817,858.00	61.9%

08 CAPITAL & TECHNOLOGY

YEAR-TO-DATE BUDGET REPORT

FOR 2026 05 JOURNAL DETAIL 2026 1 TO 2026 5

08	CAPITAL & TECHNOLOGY	ORIGINAL APPROP	TRANFRS/ADJSTMTS	REVISED BUDGET	YTD EXPENDED	ENCUMBRANCES	AVAILABLE BUDGET	PCT USED
512028	SECRETARY SALARIES - TECH	62,198	0	62,198	22,806.24	39,391.76	.00	100.0%
512088	SUBSTITUTE TECH SALARIES	0	0	0	10,440.00	.00	-10,440.00	100.0%
513008	TECH SALARIES	0	0	0	1,842.81	3,748.61	-5,591.42	100.0%
515108	OVERTIME - TECHNOLOGY	5,000	0	5,000	438.92	.00	4,561.08	8.8%
533018	OTHER PROF/TECH - CAPITAL/TE	28,050	0	28,050	9,546.90	4,075.70	14,427.40	48.6%
543008	REPAIRS & MAINT - TECH	80,876	0	80,876	53,935.55	12,925.70	14,014.75	82.7%
544408	RENTS & LEASES - TECH	506,308	2,800	509,108	469,161.24	.00	39,946.76	92.2%
553308	SOFTWARE/LICENSES - TECH	438,703	0	438,703	384,278.92	620.56	53,803.52	87.7%
561108	INSTRUCT SUPPLIES - TECH	26,500	0	26,500	.00	.00	26,500.00	.0%
561408	MAINTENANCE SUPPLIES - TECH	10,000	0	10,000	3,584.63	1,310.15	5,105.22	48.9%
569008	OFFICE SUPPLIES - TECH	3,698	0	3,698	1,408.48	2,091.52	198.00	94.6%
573008	EQUIPMENT - TECHNOLOGY	49,622	0	49,622	11,494.50	.00	38,127.50	23.2%
	TOTAL CAPITAL & TECHNOLOGY	1,210,955	2,800	1,213,755	968,938.19	64,164.00	180,652.81	85.1%

09 SPECIAL EDUCATION

511029	SUPERVISOR SALARIES - SPED	1,027,605	0	1,027,605	428,782.33	605,402.18	-6,579.51	100.6%
511109	TEACHER SALARIES - SPED	7,548,204	0	7,548,204	2,049,430.24	5,257,506.04	241,267.72	96.8%
511129	PSYCHOLOGIST SALARIES	1,754,274	0	1,754,274	474,368.77	1,278,169.79	1,735.44	99.9%
511139	SPEECH CLINICIAN SALARIES	1,709,178	0	1,709,178	460,358.13	1,249,014.87	-195.00	100.0%
511179	INTERN/TUTOR SALARIES - SPED	60,000	0	60,000	24,507.81	.00	35,492.19	40.8%
511199	CO-CURRICULAR STIPENDS - SPE	7,000	0	7,000	.00	.00	7,000.00	.0%
512029	SECRETARY SALARIES - SPED	305,275	0	305,275	111,833.99	193,438.01	3.00	100.0%
512079	PARA SALARIES - SPED	4,604,205	0	4,604,205	1,196,434.31	3,187,710.58	220,060.11	95.2%
512089	CLINICAL SUPPORT SPECIALIST-	28,320	0	28,320	.00	.00	28,320.00	.0%
512099	OT/PT SALARIES	1,065,698	0	1,065,698	251,539.15	817,098.59	-2,939.74	100.3%
512279	SUBSTITUTE PARA SALARIES	200,000	0	200,000	170,832.27	29,167.73	.00	100.0%
532209	PROF ED SERVICES - SPED	15,000	0	15,000	5,432.50	6,655.00	2,912.50	80.6%
532309	PROF SERVICES - OTHER - SPED	4,560,000	0	4,560,000	1,637,850.83	3,416,087.08	-493,937.91	110.8%
532409	FIELD TRIPS/ADMISSION - SPED	500	0	500	.00	.00	500.00	.0%
533019	OTHER PROF/TECH - SPED	70,000	0	70,000	27,042.89	57,957.11	-15,000.00	121.4%
543009	REPAIRS & MAINT - SPED	900	0	900	1,050.00	.00	-150.00	116.7%
544409	RENTS & LEASES - SPED	17,000	0	17,000	14,195.75	.00	2,804.25	83.5%
551109	IN TOWN TRANSPORT - SPED	4,101,928	-541,000	3,560,928	532,651.98	2,799,601.63	228,674.39	93.6%
551609	OUT OF TOWN TRANSPORT - SPED	4,257,866	537,000	4,794,866	1,256,800.80	3,158,094.39	379,970.81	92.1%
551709	FIELD TRIPS - SPED	0	4,000	4,000	195.21	3,804.79	.00	100.0%
553309	SOFTWARE/LICENSES - SPED	53,000	0	53,000	8,423.20	3,550.00	41,026.80	22.6%
556009	DISTRICT PLACED TUITION - SP	13,907,000	0	13,907,000	6,660,059.83	10,223,593.94	-2,976,653.77	121.4%
556109	STATE PLACED TUITION - SPED	350,000	0	350,000	209,946.16	283,150.55	-143,096.71	140.9%
561109	INSTRUCT SUPPLIES - SPED	96,100	0	96,100	58,035.65	11,342.41	26,721.94	72.2%
569009	OFFICE SUPPLIES - SPED	6,000	0	6,000	1,921.92	3,249.21	828.87	86.2%

YEAR-TO-DATE BUDGET REPORT

FOR 2026 05 JOURNAL DETAIL 2026 1 TO 2026 5

	ORIGINAL APPROP	TRANFRS/ ADJSTMTS	REVISED BUDGET	YTD EXPENDED	ENCUMBRANCES	AVAILABLE BUDGET	PCT USED
573009 EQUIPMENT - SPED	63,000	0	63,000	41,293.93	12,545.55	9,160.52	85.5%
581169 MEMBERSHIPS - STAFF - SPED	2,300	0	2,300	594.00	.00	1,706.00	25.8%
581179 MEMBERSHIPS - DIST - SPED	350	0	350	.00	250.00	100.00	71.4%
TOTAL SPECIAL EDUCATION	45,810,703	0	45,810,703	15,623,581.65	32,597,389.45	-2,410,268.10	105.3%
<b>10 TUITION</b>							
556000 DISTRICT PLACED TUITION - RE	799,202	0	799,202	102,695.38	48,269.00	648,237.62	18.9%
556100 STATE PLACED TUITION - REG	26,000	0	26,000	11,583.00	48,417.00	-34,000.00	230.8%
TOTAL TUITION	825,202	0	825,202	114,278.38	96,686.00	614,237.62	25.6%
<b>50 SALARIES</b>							
518000 WORKERS' COMP SALARY	0	0	0	21,654.08	.00	-21,654.08	100.0%
TOTAL SALARIES	0	0	0	21,654.08	.00	-21,654.08	100.0%
<b>52 BENEFITS</b>							
591516 TRANSFER OUT INT SERV (HEALT	0	-19,706,731	-19,706,731	-19,706,731.00	.00	.00	100.0%
591517 TRANSFER OUT INT SERV (W/C)	0	-944,985	-944,985	-944,985.00	.00	.00	100.0%
TOTAL BENEFITS	0	-20,651,716	-20,651,716	-20,651,716.00	.00	.00	100.0%
<b>58 OTHER/MISCELLANEOUS</b>							
580100 ANTICIPATED REVENUE - RENTAL	-50,000	0	-50,000	-15,658.50	.00	-34,341.50	31.3%
580200 ANTICIPATED REVENUE - TUITIO	-157,979	0	-157,979	-4,200.00	.00	-153,779.00	2.7%
580300 ANTICIPATED REVENUE - MEDICA	-451,352	0	-451,352	-175,699.06	.00	-275,652.94	38.9%
580400 ANTICIPATED REVENUE - EX COS	-7,130,223	0	-7,130,223	.00	.00	-7,130,223.00	.0%
TOTAL OTHER/MISCELLANEOUS	-7,789,554	0	-7,789,554	-195,557.56	.00	-7,593,996.44	2.5%
GRAND TOTAL	137,061,815	-20,651,716	116,410,099	39,478,852.57	81,267,129.20	-4,335,882.77	103.7%

\*\* END OF REPORT - Generated by Jodi Bond \*\*

DESCRIPTOR	22-23	23-24	24-25	25-26	Snapshot 11/30/25
	ACTUAL	ACTUAL	ACTUAL	BUDGET	YTD
<b>INCOME:</b>					
CASH SALES INCOME	40,032	36,515	27,498	25,500	7,017
FEDERAL REIMBURSEMENT	4,863,131	5,025,213	4,864,506	5,245,170	1,005,553
STATE REIMBURSEMENT	161,816	165,351	184,255	399,850	10,073
FEDERAL REIMBURSEMENT Fresh Fruits & Vegetables G	194,070	222,507	243,946	0	0
INTEREST INCOME	7,253	11,072	2,839	0	365
OTHER INCOME	24,570	29,506	21,433	24,570	2,141
<b>TOTAL INCOME</b>	<b>5,290,872</b>	<b>5,490,164</b>	<b>5,344,477</b>	<b>5,695,090</b>	<b>1,025,149</b>
<b>EXPENDITURES:</b>					
56 - FOOD	2,852,968	3,380,455	3,057,168	2,997,670	862,825
INVENTORY ADJUSTMENT		(199,951)			
50 - LABOR	1,567,533	1,686,551	1,743,764	1,945,335	529,845
50 - SUBSTITUTES	62,874	49,189	68,554	50,000	20,315
52 - GROUP INSURANCE BENEFITS	228,500	228,190	222,045	208,215	86,756
52 - FICA/MEDICARE	120,150	128,024	134,363	152,640	40,880
51/56 - PURCHASED SERVICES & SUPPLIES	269,194	252,740	235,831	261,250	67,126
57 - CAPITAL OUTLAY - EQUIPMENT	187,443	3,960	0	10,000	0
51 - CONTRACTUAL SERVICES/LEASE	15,942	9,805	9,805	15,000	9,805
58 - OTHER EXPENSE	54,744	96,876	145,475	54,980	35,847
<b>TOTAL EXPENSES</b>	<b>5,359,348</b>	<b>5,635,839</b>	<b>5,617,005</b>	<b>5,695,090</b>	<b>1,653,400</b>
		<b>**Audit Adjustment</b>			
<b>Carryover Balance</b>		987,885	842,210		784,154
NET PROFIT OR LOSS YTD	(68,476)	(145,675)	(272,528)		(628,251)
TOTAL BALANCE AVAILABLE	987,885	842,210	784,154		155,903

JOURNAL INQUIRY

YEAR	PER	JOURNAL	SRC	EFF DATE	ENT DATE	JNL DESC	CLERK	ENTITY	AUTO-REV	STATUS	BUD YEAR	JNL TYPE
2026	05	11	BUA	11/04/2025	11/04/2025	BAIMS	GabrielaHara	1	N	Hist	2026	
LN	ORG	OBJECT	PROJ	REF1	REF2	REF3	LINE DESCRIPTION		DEBIT	CREDIT	OB	
ACCOUNT												
1	A7103200	565007					MOVE FUNDS FOR 7TH GRADE M				500.00	
	001	-22-50-0000-3200-710-565007-					STUDENT RECOGNITION - SA					
2	A7102400	569002					MOVE FUNDS FOR 7TH GRADE M		500.00			
	001	-22-50-0000-2400-710-569002-					OFFICE SUPPLIES - INSTRUCTION					
** JOURNAL TOTAL									0.00		0.00	
2026	05	31	BUA	11/05/2025	11/05/2025	BAIMS	GabrielaHara	1	N	Hist	2026	
LN	ORG	OBJECT	PROJ	REF1	REF2	REF3	LINE DESCRIPTION		DEBIT	CREDIT	OB	
ACCOUNT												
1	A7102400	561202					MOVE TO SUPPLIES				500.00	
	001	-22-50-0000-2400-710-561202-					ADMIN SUPPLIES - INSTRUCTION					
2	A7102400	569002					MOVE TO SUPPLIES		500.00			
	001	-22-50-0000-2400-710-569002-					OFFICE SUPPLIES - INSTRUCTION					
** JOURNAL TOTAL									0.00		0.00	
2026	05	57	BUA	11/07/2025	11/07/2025	WB	GabrielaHara	1	N	Hist	2026	
LN	ORG	OBJECT	PROJ	REF1	REF2	REF3	LINE DESCRIPTION		DEBIT	CREDIT	OB	
ACCOUNT												
1	A8201111	561102					REALLOCATE FOR SOFTWARE FU				1,560.00	
	001	-22-50-0000-1111-820-561102-					INSTRUCT SUPPLIES - INSTRUCT					
2	A8201111	553302					REALLOCATE FOR SOFTWARE FU		1,560.00			
	001	-22-50-0000-1111-820-553302-					SOFTWARE/LICENSES - INSTRUCT					
3	A8202400	561102					REALLOCATE FOR SOFTWARE FU				323.00	
	001	-22-50-0000-2400-820-561102-					INSTRUCT SUPPLIES - INSTRUCT					
4	A8201111	553302					REALLOCATE FOR SOFTWARE FU		323.00			
	001	-22-50-0000-1111-820-553302-					SOFTWARE/LICENSES - INSTRUCT					
** JOURNAL TOTAL									0.00		0.00	

JOURNAL INQUIRY

YEAR	PER	JOURNAL	SRC	EFF DATE	ENT DATE	JNL DESC	CLERK	ENTITY	AUTO-REV	STATUS	BUD YEAR	JNL TYPE
2026	05	65	BUA	11/10/2025	11/10/2025	WELLNESS	Gabrielahara	1	N	Hist	2026	
LN	ORG	OBJECT	PROJ	REF1	REF2	REF3	LINE DESCRIPTION		DEBIT	CREDIT	OB	
ACCOUNT							ACCOUNT DESCRIPTION					
1	A8101108	569002					WELLNESS SUPPLIES			40.00		
	001	-22-50-0000-1108-810-569002-					OFFICE SUPPLIES - INSTRUCTION					
2	A8101108	561102					WELLNESS SUPPLIES		40.00			
	001	-22-50-0000-1108-810-561102-					INSTRUCT SUPPLIES - INSTRUCT					

\*\* JOURNAL TOTAL 0.00 0.00

YEAR	PER	JOURNAL	SRC	EFF DATE	ENT DATE	JNL DESC	CLERK	ENTITY	AUTO-REV	STATUS	BUD YEAR	JNL TYPE
2026	05	121	BUA	11/13/2025	11/13/2025	CIS	Gabrielahara	1	N	Hist	2026	
LN	ORG	OBJECT	PROJ	REF1	REF2	REF3	LINE DESCRIPTION		DEBIT	CREDIT	OB	
ACCOUNT							ACCOUNT DESCRIPTION					
1	A3202195	511172					AVID FIELD TRIP COSTS			800.00		
	001	-22-50-0000-2195-320-511172-					INTERN/TUTOR SALARIES - INSTR					
2	A3202195	561102					AVID FIELD TRIP COSTS		800.00			
	001	-22-50-0000-2195-320-561102-					INSTRUCT SUPPLIES - INSTRUCT					

\*\* JOURNAL TOTAL 0.00 0.00

YEAR	PER	JOURNAL	SRC	EFF DATE	ENT DATE	JNL DESC	CLERK	ENTITY	AUTO-REV	STATUS	BUD YEAR	JNL TYPE
2026	05	147	BUA	11/17/2025	11/17/2025	LIBRARY	Gabrielahara	1	N	Hist	2026	
LN	ORG	OBJECT	PROJ	REF1	REF2	REF3	LINE DESCRIPTION		DEBIT	CREDIT	OB	
ACCOUNT							ACCOUNT DESCRIPTION					
1	A3202222	553302					REPLACE PHYSICAL BOOKS			454.98		
	001	-22-50-0000-2222-320-553302-					SOFTWARE/LICENSES - INSTRUCT					
2	A3202222	564202					REPLACE PHYSICAL BOOKS		454.98			
	001	-22-50-0000-2222-320-564202-					LIB BOOKS/MAG SUBSCRIPTIONS					

\*\* JOURNAL TOTAL 0.00 0.00

YEAR	PER	JOURNAL	SRC	EFF DATE	ENT DATE	JNL DESC	CLERK	ENTITY	AUTO-REV	STATUS	BUD YEAR	JNL TYPE
2026	05	148	BUA	11/17/2025	11/17/2025	SECURITY	Gabrielahara	1	N	Hist	2026	
LN	ORG	OBJECT	PROJ	REF1	REF2	REF3	LINE DESCRIPTION		DEBIT	CREDIT	OB	
ACCOUNT							ACCOUNT DESCRIPTION					

JOURNAL INQUIRY

YEAR	PER	JOURNAL	SRC	EFF DATE	ENT DATE	JNL DESC	CLERK	ENTITY	AUTO-REV	STATUS	BUD YEAR	JNL TYPE
2026	05	148	BUA	11/17/2025	11/17/2025	SECURITY	GabrielaHara	1	N	Hist	2026	
LN	ORG	OBJECT	PROJ	REF1	REF2	REF3	LINE DESCRIPTION	DEBIT	CREDIT	OB		
ACCOUNT							ACCOUNT DESCRIPTION					
1	A4002630	543001					REALLOCATE FOR MONITORING REPAIRS & MAINT - GENERAL		6,578.20			
		001	-22-50-0000-2630-400-543001-									
2	A4002630	553301					REALLOCATE FOR MONITORING SOFTWARE/LICENSES - GENERAL	6,578.20				
		001	-22-50-0000-2630-400-553301-									
** JOURNAL TOTAL								0.00	0.00			

YEAR	PER	JOURNAL	SRC	EFF DATE	ENT DATE	JNL DESC	CLERK	ENTITY	AUTO-REV	STATUS	BUD YEAR	JNL TYPE
2026	05	174	BUA	11/18/2025	11/18/2025	CIS	GabrielaHara	1	N	Hist	2026	
LN	ORG	OBJECT	PROJ	REF1	REF2	REF3	LINE DESCRIPTION	DEBIT	CREDIT	OB		
ACCOUNT							ACCOUNT DESCRIPTION					
1	A4001115	564112					MOVE FUNDS FOR ELA TEXTS REPLACEMENT TEXTBOOKS		1,447.38			
		001	-22-50-0000-1115-400-564112-									
2	A4001114	564112					MOVE FUNDS FOR ELA TEXTS REPLACEMENT TEXTBOOKS	1,447.38				
		001	-22-50-0000-1114-400-564112-									
** JOURNAL TOTAL								0.00	0.00			

YEAR	PER	JOURNAL	SRC	EFF DATE	ENT DATE	JNL DESC	CLERK	ENTITY	AUTO-REV	STATUS	BUD YEAR	JNL TYPE
2026	05	206	BUA	11/19/2025	11/19/2025	TRANSPORT	GabrielaHara	1	N	Hist	2026	
LN	ORG	OBJECT	PROJ	REF1	REF2	REF3	LINE DESCRIPTION	DEBIT	CREDIT	OB		
ACCOUNT							ACCOUNT DESCRIPTION					
1	A4002700	551109					OUT-OF TOWN TRANSPORTATION IN TOWN TRANSPORT - SPED		537,000.00			
		001	-22-50-0000-2700-400-551109-									
2	A4002700	551609					OUT-OF TOWN TRANSPORTATION OUT OF TOWN TRANSPORT - SPED	537,000.00				
		001	-22-50-0000-2700-400-551609-									
** JOURNAL TOTAL								0.00	0.00			

YEAR	PER	JOURNAL	SRC	EFF DATE	ENT DATE	JNL DESC	CLERK	ENTITY	AUTO-REV	STATUS	BUD YEAR	JNL TYPE
2026	05	228	BUA	11/19/2025	11/19/2025	MUSIC	GabrielaHara	1	N	Hist	2026	
LN	ORG	OBJECT	PROJ	REF1	REF2	REF3	LINE DESCRIPTION	DEBIT	CREDIT	OB		
ACCOUNT							ACCOUNT DESCRIPTION					

JOURNAL INQUIRY

YEAR	PER	JOURNAL	SRC	EFF DATE	ENT DATE	JNL DESC	CLERK	ENTITY	AUTO-REV	STATUS	BUD YEAR	JNL TYPE
2026	05	228	BUA	11/19/2025	11/19/2025	MUSIC	Gabrielahara	1	N	Hist	2026	
LN	ORG	OBJECT	PROJ	REF1	REF2	REF3	LINE DESCRIPTION		DEBIT	CREDIT	OB	
	ACCOUNT						ACCOUNT DESCRIPTION					
1	A4001112	553302					MUSIC FESTIVALS			3,000.00		
	001	-22-50-0000-1112-400-553302-					SOFTWARE/LICENSES - INSTRUCT					
2	A4001112	581162					MUSIC FESTIVALS		3,000.00			
	001	-22-50-0000-1112-400-581162-					MEMBERSHIPS - STAFF - INSTRUCT					
** JOURNAL TOTAL									0.00	0.00		
** GRAND TOTAL									0.00	0.00		

10 Journals printed

\*\* END OF REPORT - Generated by Jodi Bond \*\*

JOURNAL INQUIRY

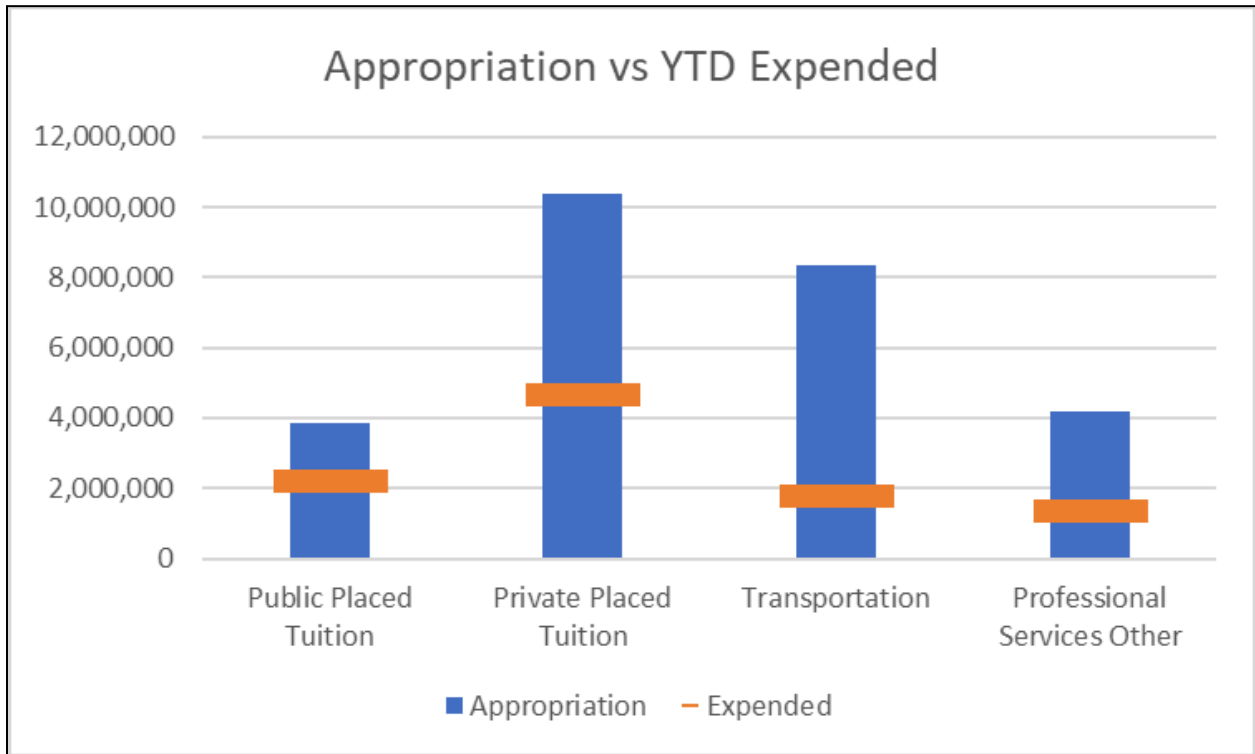
YEAR	PER	JOURNAL	SRC	EFF DATE	ENT DATE	JNL DESC	CLERK	ENTITY	AUTO-REV	STATUS	BUD YEAR	JNL TYPE
2026	05	87	BUA	11/12/2025	11/12/2025	PREK	JodiBond	1	N	Hist	2026	
LN	ORG	OBJECT	PROJ	REF1	REF2	REF3	LINE DESCRIPTION	DEBIT	CREDIT	OB		
ACCOUNT							ACCOUNT DESCRIPTION					
1	A1503200	565007					FOR PREK SUPPLIES		730.00			
	001	-22-50-0000-3200-150-565007-					STUDENT RECOGNITION - SA					
2	A1502400	569002					FOR PREK SUPPLIES		500.00			
	001	-22-50-0000-2400-150-569002-					OFFICE SUPPLIES - INSTRUCTION					
3	A1502400	561102					FOR PREK SUPPLIES	1,230.00				
	001	-22-50-0000-2400-150-561102-					INSTRUCT SUPPLIES - INSTRUCT					
							** JOURNAL TOTAL	0.00	0.00			
							** GRAND TOTAL	0.00	0.00			

1 Journals printed

\*\* END OF REPORT - Generated by Jodi Bond \*\*

## Pupil Personnel Services Monthly Budget Trends

As of December 1, 2025



As of December 1, 2025, all represented budget lines are trending as expected when comparing appropriations to year-to-date expenditures. Although the general budget overview from Mrs. Bonds shows certain Special Education lines currently over budget due to the entry of all encumbrances, this does not yet reflect anticipated excess cost reimbursement, Medicaid payments, or tuition revenue that the Board of Education expects to receive.

Bristol Enrollment Trend Data  
 Special Education December 1, 2025 Reporting

As of December 1, 2025

**Special Education Enrollment Trends**

Special Education – New enrollment trends November 2024 to present:		
	<b>% of new enrollment eligible for services</b>	<b>Outplaced students</b>
<b>November</b>	24%	0
<b>December</b>	22%	3
<b>January</b>	36%	0
<b>February</b>	39%	2
<b>March</b>	35%	1
<b>April</b>	22%	0
<b>May</b>	31%	0
<b>June</b>	41%	0
<b>July</b>	43%	0
<b>August</b>	24%	1
<b>September</b>	22%	0
<b>October</b>	37%	2
<b>November</b>	68%	0
<b>Avg./total</b>	34%	1

During the month of November 2025, 68% of newly enrolled students to BPS were receiving special education services; none of our newly registered students attended an ODP placement at the time of enrollment.

The identification rate of Bristol Public School students requiring special education programming as of December 1, 2025 was 1779 of 7874 of the BPS students, which reflects 22.59%.



<b>STUDENT CATEGORY</b>	<b>STUDENT COUNT December 1st</b>	<b>CHANGE SINCE PRIOR MONTH</b>	<b>% CHANGE SINCE PRIOR MONTH</b>
SPED Enrollment	1779	10	0.57%
Out of District - Private	123	1	0.82%
Out of District - Public	88	-4	-4.38%
Risk Assessment/211	33	n/a	n/a
Psychiatric Evaluation	1	n/a	n/a
Independent Ed. Evaluation	2	n/a	n/a
Calls to 911	6	n/a	n/a

**1-Nov**  
% of enrollment  
1779 of 7874  
22.59%





































<b>Categories</b>		<b>Balance Forward</b>	<b>Expenses</b>	<b>Revenues</b>	<b>Balance</b>
Athletics	3070	\$34,577.41	\$16,390.94	\$4,001.41	22,187.88
Boys Soccer	3078	\$3,926.00			3,926.00
Cheerleading	3089			\$7,810.00	7,810.00
Girls Basketball	3077			\$5,714.30	5,714.30
Girls Soccer	3074		\$256.68	\$268.58	11.90
Girls Swimming	3088			\$5,323.05	5,323.05
Girls Volleyball	3076	\$125.00	\$264.57	\$3,040.40	2,900.83
Track & Field	3083	\$13,000.30	\$888.40	\$78.00	12,189.90
Wrestling	3079	\$2,152.84			2,152.84
	<b>Total</b>	<b>\$53,781.55</b>	<b>\$17,800.59</b>	<b>\$26,235.74</b>	<b>\$62,216.70</b>

Categories		Balance Forward	Expenses	Revenues	Balance
Academic Competition	4005	\$0.53			0.53
Activities	4010	\$403.31			403.31
Alumni Association	4020	\$55.00			55.00
Anime Club	4030	\$46.48			46.48
AP College Board	5000	\$5,226.60		\$3,136.00	8,362.60
Art Club	4031	\$468.03			468.03
Band	4035	\$2,087.23	\$1,542.45	\$1,937.00	2,481.78
Barbara Grasso Art Award	6005	\$20.00			20.00
Basketball	2130	\$40.00			40.00
Basketball Girls	2007	\$19.20			19.20
BCHS Athletics	2140	\$170.00			170.00
BCHS Auditorium Restoration	1115	\$3,573.50			3,573.50
BCHS AVID	5004	\$108.57	\$550.00	\$1,150.00	708.57
BCHS Gifted	4045	\$37.88			37.88
BCHS Mock Accident	1100	\$591.68			591.68
BCHS ORG BLDG FUND 84659	1065	\$0.66			0.66
BCHS ORG BLDG FUND 94659	1070	\$0.81			0.81
BCHS Writing Initiative	4047	\$2,967.72	\$1,800.00		1,167.72
Benevity	1140	\$4,158.75	\$1,221.00	\$0.18	2,937.93
Best Buddies	4050	\$0.04			0.04
Buckets4Justice	4285	\$416.00			416.00
Building	1005	\$973.38	\$5,596.00	\$5,492.58	869.96
Business	5095	\$0.40			0.40
Button Machine Project	4260	\$270.00			270.00
Cap & Gown	1105	\$8,643.13	\$8,294.23		348.90
CD Interest	1010	\$3,036.51			3,036.51
CD Purchase	1015	(\$20,000.00)			(20,000.00)
Cheerleaders (V/JV)	2015	\$1,106.42	\$126.90	\$458.91	1,438.43
Choral	4055	\$370.20			370.20
Class Gift	3045	\$25,792.95			25,792.95
Class of 2022	3070	\$2,150.06			2,150.06
Class of 2024	3080	\$90.00			90.00
Class of 2025	3085	(\$101.38)			(101.38)
Class of 2026	3090	\$11,435.38		\$2,384.09	13,819.47
Class of 2027	3095	\$684.09		\$855.86	1,539.95
Class of 2028	3100	(\$24.71)			(24.71)
Class of 2029	6555	\$2,506.83		\$676.15	3,182.98
Coccia Foundation	1091	\$1,351.54			1,351.54
Color Guard	4060	\$129.65			129.65
Cottle/Magnuson Scholarship	6020	\$879.05			879.05
Cross Country	2035	\$4.00			4.00
Culture Night	4240	\$662.78			662.78
DECA	6095	\$1,295.63	\$984.00	\$630.00	941.63
Drama	4065	\$10,954.73	\$998.27	\$290.00	10,246.46
English Department	5015	\$58.10			58.10
Family & Consumer Science	5025	\$2,153.21			2,153.21

Categories		Balance Forward	Expenses	Revenues	Balance
Festivus	4077	\$1,106.14			1,106.14
Field Trip English	5016	\$597.62			597.62
Field Trip History	5040	\$404.02			404.02
Foo Field Memorial Scholarship Fund	6085	\$1,933.00			1,933.00
Football	2055	\$131.75			131.75
French Travel	4235	\$3,654.29			3,654.29
Gallo Grant	1090	\$448.58	\$101.22		347.36
Gary Buchanan Award	6025	\$800.00			800.00
Girls Softball	2135	\$75.24			75.24
Guidance	5030	\$297.79	\$1,000.00	\$1,000.00	297.79
Haunted Graveyard	1040	\$267.93			267.93
Interact Club	4090	\$7,939.73		\$645.00	8,584.73
Investments	1016	(\$35,663.96)			(35,663.96)
Italian Exchange	4095	\$3,640.59	\$1,342.63	\$6,738.53	9,036.49
Italian Opera	4100	\$12.16			12.16
Jon Matt Fund	6030	\$15.70			15.70
Lab Challenge	6075	\$200.00			200.00
Latin Club	4105	\$1,055.88			1,055.88
Latino Club	4110	\$82.08			82.08
Library	5035	\$634.66			634.66
Lim Foundation	1130	\$8,872.91			8,872.91
Loretta Teevan Memorial Award	6090	\$3,770.00			3,770.00
LOST BOOKS	1085	\$195.95			195.95
Manufacturing Processing	5010	\$133.33			133.33
Maroon & White Award	6035	\$3,112.19			3,112.19
Math Department	5045	\$82.71			82.71
McMaster-Moulthrop Scholarship	6040	\$17,364.16			17,364.16
N. Henderson Scholarship	6045	\$709.56			709.56
National Art Honor Society	4120	\$20.69			20.69
National Business Honor Society	4250	\$585.21			585.21
National Honor Society	4125	\$3,359.44			3,359.44
National Science Honor Society	4130	\$155.25			155.25
Performing Arts General Student Account	5050	\$12.00			12.00
Photography	4140	\$1,295.28			1,295.28
Physical Education	5055	\$239.34			239.34
PLTW	5060	\$5,647.45	\$90.00	\$1,511.50	7,068.95
Preschool	5065	\$96.39			96.39
PSILY	4300	\$979.24			979.24
Quest	7015	\$362.67	\$40.98		321.69
Robert Roy Memorial Scholarship	6050	\$5.25			5.25
School Improvement	1135	\$3,621.29			3,621.29
School Publication	4145	\$4.00			4.00
Science	5020	\$1,386.58			1,386.58
Semper Fi Fund	4245	\$146.30			146.30
Senior Day Fund	4310	\$1,699.00			1,699.00

Categories		Balance Forward	Expenses	Revenues	Balance
Signatures	4150	\$108.11			108.11
Ski Club	4155	\$351.60			351.60
Social Committee	4160	\$181.67	\$159.06	\$990.00	1,012.61
Social Studies	5075	\$270.01			270.01
Special Education	5085	\$345.22			345.22
STUDENT ACTIVITIES	4225	\$50.66			50.66
Student Assistance	1095	\$2,659.36			2,659.36
Student Council	4165	\$13,766.07		\$2,150.00	15,916.07
Text Book Replacement	1060	\$1,857.95			1,857.95
Torch	4180	\$11,367.95	\$5,512.68	\$372.00	6,227.27
Unified Sports	2125	\$1,972.38			1,972.38
Unified Theater	1120	\$644.29			644.29
United Way	4305	\$338.23			338.23
Volleyball	2105	\$184.61	\$1,179.13	\$994.52	0.00
Water Club	1112	\$339.20	\$249.93	\$180.00	269.27
Winger Family Scholarship	6080	\$2,520.74			2,520.74
World Language Books	5090	\$464.63			464.63
World Language National Honor Society	4190	\$1,029.56			1,029.56
Wrestling	2120	\$350.00		\$1,248.00	1,598.00
YrEnd Outstanding	15000				0.00
Total		\$155,105.57	\$30,788.48	\$32,840.32	\$157,157.41

Categories		Balance Forward	Expenses	Revenues	Balance
Athletics	3070	\$10,479.18	\$9,932.88	\$3,684.02	4,230.32
Cheerleading	3079	\$1.52			1.52
Football	3078			\$381.00	381.00
Girls Basketball	3084	\$74.51			74.51
Girls Volleyball	3073	\$4,892.64	\$5,454.41	\$8,405.51	7,843.74
Softball	3087	\$1,161.62			1,161.62
Wrestling	3085	\$1,963.51			1,963.51
YrEnd Outstanding	15000				0.00
Total		\$18,572.98	\$15,387.29	\$12,470.53	\$15,656.22

Categories		Balance Forward	Expenses	Revenues	Balance
Accomodations	1010	\$222.74	\$200.00	\$0.19	22.93
Amnesty Club	4315	\$147.05			147.05
AP Exam	5000	\$12,326.45	\$1,612.93	\$18,802.00	29,515.52
Art Club	4290	\$207.05			207.05
Assembly	1015	\$233.52			233.52
Assembly Instructional	5005	\$7.69			7.69
AVID	5010	\$982.85	\$109.00		873.85
B.E. Pride	4011	\$3.36			3.36
Band	4015	\$2,380.23	\$1,819.93	\$1,380.00	1,940.30
BARK	4060	\$0.45			0.45
BE Clean formerly TDS	1085	\$522.73	\$522.73		0.00
BE Closet	4020	\$717.58	\$111.33		606.25
BE Goal Program	9000	\$290.25			290.25
Beautification Project	1020	\$206.38			206.38
BEHS Athletics	4324	\$2,875.00			2,875.00
Best Buddies	4025	\$98.81			98.81
Biondino Scholarship	6045	\$116.31			116.31
Blue & Gray Scholarship	6000	(\$345.49)			(345.49)
Book Club	4030	\$641.42			641.42
Books	5020	\$6.00			6.00
Bowling	4250	\$2,914.95	\$100.66		2,814.29
Building	1025	(\$139.23)	\$114.07	\$2,417.99	2,164.69
Business Trends NFTE	4035	\$26.78			26.78
Caps & Gowns	1035	\$8,068.00	\$7,728.66	\$30.00	369.34
Cheerleaders 2006	4230	\$51.36			51.36
Choral	4050	\$3,359.82			3,359.82
Class of 2019	3060	\$500.00			500.00
Class of 2020	3065	\$500.00			500.00
Class of 2021	3070	\$500.00			500.00
Class of 2023	3076	\$751.48			751.48
Class of 2024	3077	\$1,160.30			1,160.30
Class of 2025	3078	\$981.23	\$981.23		0.00
Class of 2026	3079	\$2,530.93		\$904.46	3,435.39
Class of 2027	3100	\$3,897.00	\$1,219.22	\$4,301.81	6,979.59
Class of 2028	8500	\$3,441.92	\$791.70	\$3,956.44	6,606.66
Class of 2029	5100			\$1,655.00	1,655.00
Club Lancer	4055	\$22.01			22.01
Coffee Cart	4330	\$71.45			71.45
Conversation Club	4065	\$0.75			0.75
D.E.C.A.	4322	\$76.22	\$1,361.10	\$1,468.88	184.00
Daniel F Viens Helping Hands	6035	\$1,240.00			1,240.00
Diversity Club	4012	\$352.03			352.03
Drama	4070	\$15,033.89	\$3,780.88	\$467.43	11,720.44
ECMC	4260	\$3,537.22	\$1,000.00	\$2,943.37	5,480.59
English	5030	\$32.18			32.18
English Department Cheer Fund	4075	\$290.00			290.00

Categories		Balance Forward	Expenses	Revenues	Balance
Environmental Science	5035	\$408.17			408.17
Fashion Club	4305	\$46.15			46.15
Field Lights	1100	\$291.80			291.80
Field Signs	2120	\$7.21	\$2,410.00		(2,402.79)
Field Trip	1081	\$1,117.08		\$2,740.00	3,857.08
Freelance	4090	\$178.78			178.78
French Club	4095	\$346.84			346.84
French NHS	4100	\$540.09			540.09
Friends of Rachel	4280	\$208.03			208.03
Functional Academics	5090	\$29.79			29.79
Gay-Straight Alliance	4235	\$97.69			97.69
General	2050	\$181.00			181.00
Girls Basketball	2115	\$62.76			62.76
Grants	1105	\$801.15			801.15
Guidance	5045	\$2,141.61	\$82.38		2,059.23
Helping Hands	4105	\$650.59			650.59
Historical Society	4110	\$300.66			300.66
Italian Club	4120	\$392.33			392.33
Italian Exchange Club	4125	\$2,253.68			2,253.68
Italian NHS	4130	\$5.49			5.49
Lancer Nation	4270	\$10.71			10.71
Lancer Productions	4275	\$7,845.18	\$3,006.31	\$6,030.20	10,869.07
LATE	4140	\$1,482.48			1,482.48
Latin Club	4145	\$1,572.27	\$647.96		924.31
LEO Club formerly Outreach	4195	\$146.25			146.25
Locks	1060	\$76.81			76.81
Lost Books	5085	\$2,175.14		\$92.25	2,267.39
Mental Health Awareness Club	4323	\$442.61			442.61
Mentor Program	4165	\$322.88			322.88
Misc.	2075	\$97.00			97.00
Model UN	4300	\$262.75		\$5,320.84	5,583.59
Music Tour	3080	\$4,290.75			4,290.75
National Art Honor Society	4170	\$263.68			263.68
National Honor Society	4175	\$1,478.07		\$922.00	2,400.07
PE Bowling	5055	(\$100.66)		\$100.66	0.00
Peer Support Program	9500	\$103.00			103.00
Ping Pong Association	4245	\$136.00			136.00
Precision Dance Team	4210	\$413.48	\$173.28		240.20
Project Writeous Club	4013	\$175.00			175.00
Richard S LeClair Scholarship	6050	\$223.00			223.00
School Store	4086	\$1,532.69	\$1,668.66	\$940.00	804.03
Science National Society	4215	\$820.07		\$447.00	1,267.07
Shannon Gilbert Scholarship	6025	\$1,250.00			1,250.00
Social Studies	5060	\$21.80			21.80
Spanish Club	4026	\$89.02			89.02
Spanish National Honor Society	4036	\$1,150.78		\$540.00	1,690.78

**DRAFT 2026-2027 CIP At-a-Glance**

**REVISED**

<b>Project Name</b>	<b>Amount Requested</b>	<b>2026/2027</b>	<b>2027/2028</b>	<b>2028/2029</b>	<b>2029/2030</b>	<b>2030/2031</b>	<b>Future Costs</b>	<b>Totals</b>
Bristol Central High School - Mechanicals (Roof approved prev. year)	\$ 22,100,000.00	\$ 2,210,000.00	\$ 19,890,000.00					\$ 22,100,000.00
Bristol Eastern High School - Roof and Mechanicals	\$ 33,280,000.00	\$ 3,328,000.00	\$ 29,952,000.00					\$ 33,280,000.00
Security Upgrades	\$ 1,350,000.00	\$ 1,350,000.00						\$ 1,350,000.00
BCHS - Targeted Alterations - Theater, Lockers, Gym Floor & Bleachers, Anc. Pipe	\$ 3,750,000.00		\$ 3,750,000.00					\$ 3,750,000.00
BEHS - Targeted Alterations - Theater, Lockers, Gym Floor & Bleachers, Anc. Pipe	\$ 3,900,000.00		\$ 3,900,000.00					\$ 3,900,000.00
Stafford School - Renovate as New	\$ 61,000,000.00		\$ 6,100,000.00	\$ 54,900,000.00				\$ 61,000,000.00
South Side School - Renovate as New	\$ 87,000,000.00				\$ 8,700,000.00	\$ 78,300,000.00		\$ 87,000,000.00
CHMS HVAC Upgrades includes design fees	\$ 20,075,000.00						\$ 20,075,000.00	\$ 20,075,000.00
Hubbell School HVAC Upgrades and Targeted Alterations - includes design fees	\$ 19,980,000.00						\$ 19,980,000.00	\$ 19,980,000.00
BEHS - Turf Field and Track	\$ 4,500,000.00						\$ 4,500,000.00	\$ 4,500,000.00
BCHS - Turf Field and Track	\$ 4,500,000.00						\$ 4,500,000.00	\$ 4,500,000.00
	<b>\$ 261,435,000</b>	<b>\$ 6,888,000</b>	<b>\$ 63,592,000</b>	<b>\$ 54,900,000</b>	<b>\$ 8,700,000</b>	<b>\$ 78,300,000</b>	<b>\$ 49,055,000</b>	<b>\$ 261,435,000</b>