BENNINGTON PUBLIC SCHOOLS
DOUGLAS COUNTY SCHOOL DISTRICT NO. 59
BOARD OF EDUCATION REGULAR MEETING
Monday, November 9, 2026 6:00 PM

Mission Statement

"The mission of Bennington Public Schools is to provide educational opportunities in a safe, caring environment that will prepare all students to meet the challenges of the future."

I. Call Meeting to Order
II. Public Forum
III. Consent Agenda (Note: Items on the consent agenda are considered routine and will be enacted under one motion. There will be no separate discussion of these items at the meeting unless a Board Member requests an item removed from the agenda for separate action.)
   A. Approval of Agenda
   B. Approval of Minutes from the Monday, October 12, 2026- Regular Meeting
   C. Presentation of November Bills for Approval and Payment
   D. Personnel: Resignation(s) and Hiring of Personnel
IV. Items Removed From the Consent Agenda for Separate Action
V. Reports
   A. Administrative Reports
   B. Committee Report(s)
   C. Coordinator Report- None
   D. Strategic Plan Report
   E. Spotlight Report
   F. Lobbyist Report- None
VI. Unfinished Business- None
VII. New Business
   A. Discuss, Consider, and Take Action on Curriculum and Personnel Proposals
   B. Review 2025-2026 Audit Report
   C. Discuss, Consider, and Take Action to Approve Tennis Court Additions
   D. Executive Session to Discuss Certified Staff Negotiations
VIII. Time and Date of Next Regular Meeting
IX. Adjournment

NOTICE: COPY OF OPEN MEETINGS ACT: The Board of Education makes available at least one current copy of the Open Meetings Act posted in the meeting room at a location accessible to members of the public. The Act is posted on the wall of the Board room.

INSTRUCTIONS FOR THOSE WHO WISH TO SPEAK DURING PUBLIC FORUM: Getting Started: When it is your turn to speak during the public forum portion of the agenda, please come forward to the table situated immediately in front of the Board, sign your name and address on the sign-in sheet and state your name to the Board of Education.Time Limit: You may speak only one time and must limit comments to 5 minutes or less. Personnel or Student Topic: If you are planning to speak about a personnel or student matter involving an individual, please understand that our policies require that such concerns initially be directed to the administration for consideration. Board members will generally not respond to any questions you ask or comments you may make about individual staff members or students. You are cautioned that slanderous comments are not protected just because they are made at the Board meeting. General Rules: Please remember that this is a public meeting for the conduct of business of the Board of Education. Offensive language, personal attacks and hostile conduct will not be tolerated.

BY: BENNINGTON PUBLIC SCHOOLS

BENNINGTON PUBLIC SCHOOLS
DOUGLAS COUNTY SCHOOL DISTRICT NO. 59
BOARD OF EDUCATION REGULAR MEETING
MONDAY, OCTOBER 12, 2026, 6:00 PM
BENNINGTON DISTRICT BOARD ROOM

Posting Information: Notice published in the Daily Record on 10/09/2026. Notice of meeting posted on the District website. Agendas posted at all Bennington Public School buildings three days prior to the meeting date.

Attendance Taken at 5:57 PM. Jeremy Dick: Present, Tim Dreessen: Absent, Kara Neuverth: Present, Joe Pick: Present, Steve Shannon: Present, Allyson Slobotski: Present.

I. Call Meeting to Order- Board President Allyson Slobotski called the meeting to order at 6:02 PM, noting the meeting is governed by the Open Meetings Act, which is available on the south end of the room.

II. Public Forum- No members of the public were present to speak.

III. Consent Agenda (Note: Items on the consent agenda are considered routine and will be enacted under one motion. There will be no separate discussion of these items at the meeting unless a Board Member requests an item removed from the agenda for separate action.) Approval of Agenda, Approval of Minutes of the Monday, September 14, 2026 - Budget Hearing, Monday, September 14, 2026 - Regular Meeting, Monday, September 23, 2026 - Special Meeting, Presentation of October Bills for Approval and Payment, Personnel: Resignation(s) and Hiring of Personnel.
MOTION PASSED: Motion to approve the consent agenda as presented, passed with a motion by Allyson Slobotski and a second by Jeremy Dick. Jeremy Dick: Yea, Kara Neuverth: Yea, Joe Pick: Yea, Steve Shannon: Yea, Allyson Slobotski: Yea

October 2026 Personnel Notes: **Certified Staff Hire:** None. **Classified Staff Hire:** Jon Silvey- bus driver. Denia Benjamin- paraprofessional at Heritage Elementary, Payton Sullivan- paraprofessional at Bennington High School, Neile Rogge- paraprofessional at Pine Creek Elementary, Jayde Carnes- paraprofessional at Anchor Pointe Elementary, Amanda Carr- paraprofessional at Anchor Pointe Elementary, Elizabeth Gonzalez- four hour cook at Anchor Pointe Elementary, Scott Savery- bus driver. **Certified Staff Resignations:** Bailey Hilfiker, Erica Namuth. **Classified Staff Resignations:** Sharron Warner, Soraya Durrani, Anastasiia Bulat, Frishta Qadiri.

IV. Items Removed From the Consent Agenda for Separate Action- No items were removed from the Consent Agenda.

V. Reports- Administrative Reports: Elementary - Craig Theis, Middle School - Lucas Apfelbeck, High School - Greg Lamberty, Student Services - Dan Bombeck, CIA - Shannon Thoendel, Operations - Matt Blomenkamp, Superintendent - Aaron Plas, Committee Reports: none, Coordinator - Communications - Stacy Hawn, Strategic Plan – none, Spotlight - Synergy Update - Jimmy Feeney/Rob Uchtman, Lobbyist – none.

VI. Unfinished Business- None

VII. New Business

VII.A. Discuss, Consider, and Take Action on the Bennington Public School Option Enrollment Resolution for the 2027-28 School Year- Each year, the district must establish option enrollment capacity limits to determine the eligibility of option students entering the district.
MOTION PASSED: A resolution showing all grade levels at capacity for the 2027-2028 school year, passed with a motion by Allyson Slobotski and a second by Steve Shannon. Jeremy Dick: Yea, Kara Neuverth: Yea, Joe Pick: Yea, Steve Shannon: Yea, Allyson Slobotski: Yea

VII.B. Discuss, Consider, and Take Action on Lobbyist Contract with Kelly Plucker, LLC- The previous contract with Kelly Plucker, LLC was for a term of two years, with costs of $27,800 plus fees each year.
MOTION PASSED: Motion to approve a two-year contract with Kelly Plucker, LLC to secure the lobbying services of Julia Plucker for the 2027 and 2028 legislative sessions as presented, passed with a motion by Steve Shannon and a second by Joe Pick. Jeremy Dick: Yea, Kara Neuverth: Yea, Joe Pick: Yea, Steve Shannon: Yea, Allyson Slobotski: Yea

VII.C. EXECUTIVE SESSION to Discuss Certificated Staff Negotiations- With the first negotiations session needing to take place over the next month, the Administration wanted to provide information to the whole BOE during executive session.
MOTION PASSED: Motion to enter into closed session at 7:02 PM, for the purpose of holding a strategy session regarding collective bargaining, as an executive session is clearly necessary for the protection of the public interest, passed with a motion by Allyson Slobotski and a second by Joe Pick. Jeremy Dick: Yea, Kara Neuverth: Yea, Joe Pick: Yea, Steve Shannon: Yea, Allyson Slobotski: Yea
The Board returned to Regular Session at 7:38 PM.

VIII. Time and Date of Next Regular Meeting- November 9, 2026, 6:00 PM, District Office.

IX. Adjournment- Motion to adjourn the meeting at 7:39 PM passed with a motion by Allyson Slobotski, and a second by Jeremy Dick. All in favor.

Jodi McCoy- Board of Education Recording Secretary

Fund: 01 GENERAL FUND CHECKING

Account Number	Description	Revised Budget	During Month	To Date	% of Budget	Budget Balance
01 1370	PRESCHOOL TUITION AND FEES	0.00	5,862.50	11,725.00	0.00	(11,725.00)
01 1410	TRANS REC FROM INDIVIDUALS - REG	0.00	802.43	1,591.01	0.00	(1,591.01)
01 1510	INTEREST ON INVESTMENTS	0.00	55.40	108.44	0.00	(108.44)
01 1990	OTHER LOCAL RECEIPTS	0.00	2,142.27	2,142.27	0.00	(2,142.27)
	Subtotal: LOCAL RECIEPTS	0.00	8,862.60	15,566.72	0.00	(15,566.72)
01 3110	STATE AID	0.00	1,566,920.00	4,244,645.00	0.00	(4,244,645.00)
01 3535	PAYMENTS FOR HIGH ABLILITY LEARNERS	0.00	33,103.76	33,103.76	0.00	(33,103.76)
01 3551	CAREER EDUCATION	0.00	5,370.00	5,370.00	0.00	(5,370.00)
	Subtotal: 3000	0.00	1,605,393.76	4,283,118.76	0.00	(4,283,118.76)
01 4709	MEDICAID ADMINSTRATIVE ACTIVITIES	0.00	3,816.92	3,816.92	0.00	(3,816.92)
	Subtotal: 4000	0.00	3,816.92	3,816.92	0.00	(3,816.92)
	Fund Total:	0.00	1,618,073.28	4,302,502.40	0.00	(4,302,502.40)

Fund: 02 NUTRITION SERVICES

Account Number	Description	Revised Budget	During Month	To Date	% of Budget	Budget Balance
02 1510	INTEREST ON INVESTMENTS	0.00	76.99	155.33	0.00	(155.33)
02 1620	DAILY SALES - NON-REIMB PROGRAMS	0.00	187,637.23	379,178.89	0.00	(379,178.89)
02 1990	MISCELLANEOUS LOCAL RECEIPTS	0.00	297.32	297.32	0.00	(297.32)
	Subtotal: LOCAL RECIEPTS	0.00	188,011.54	379,631.54	0.00	(379,631.54)
02 4210	FEDERAL REIMBURSEMENT(OF NUTRIT PRGMS)	0.00	69,502.83	113,783.18	0.00	(113,783.18)
	Subtotal: 4000	0.00	69,502.83	113,783.18	0.00	(113,783.18)
	Fund Total:	0.00	257,514.37	493,414.72	0.00	(493,414.72)

Fund: 03 DEPRECIATION

Account Number	Description	Revised Budget	During Month	To Date	% of Budget	Budget Balance
03 1510	INTEREST ON INVESTMENTS	0.00	45.27	90.38	0.00	(90.38)
	Subtotal: LOCAL RECIEPTS	0.00	45.27	90.38	0.00	(90.38)
	Fund Total:	0.00	45.27	90.38	0.00	(90.38)

Fund: 04 SPECIAL BUILDING FUND - SAVINGS

Account Number	Description	Revised Budget	During Month	To Date	% of Budget	Budget Balance
04 1100	TAXES	0.00	70,090.71	86,524.84	0.00	(86,524.84)
04 1510	INTEREST ON INVESTMENTS	0.00	873.30	1,697.25	0.00	(1,697.25)
	Subtotal: LOCAL RECIEPTS	0.00	70,964.01	88,222.09	0.00	(88,222.09)
	Fund Total:	0.00	70,964.01	88,222.09	0.00	(88,222.09)

Fund: 05 UNEMPLOYMENT - SAVINGS

Account Number	Description	Revised Budget	During Month	To Date	% of Budget	Budget Balance
05 1510	INTEREST ON INVESTMENTS	0.00	0.78	1.56	0.00	(1.56)
	Subtotal: LOCAL RECIEPTS	0.00	0.78	1.56	0.00	(1.56)
	Fund Total:	0.00	0.78	1.56	0.00	(1.56)

Fund: 06 GENERAL - SAVINGS

Account Number	Description	Revised Budget	During Month	To Date	% of Budget	Budget Balance
06 1100	TAXES	0.00	491,047.20	1,444,068.74	0.00	(1,444,068.74)
06 1510	INTEREST ON INVESTMENTS	0.00	320.39	648.55	0.00	(648.55)
	Subtotal: LOCAL RECIEPTS	0.00	491,367.59	1,444,717.29	0.00	(1,444,717.29)
	Fund Total:	0.00	491,367.59	1,444,717.29	0.00	(1,444,717.29)

Fund: 13 SPECIAL BUILDING FUND - CHECKING

Account Number	Description	Revised Budget	During Month	To Date	% of Budget	Budget Balance
13 1510	INTEREST ON INVESTMENTS	0.00	87.40	330.93	0.00	(330.93)
	Subtotal: LOCAL RECIEPTS	0.00	87.40	330.93	0.00	(330.93)
	Fund Total:	0.00	87.40	330.93	0.00	(330.93)

Fund: 14 BUILDING FUND - NLAF

Account Number	Description	Revised Budget	During Month	To Date	% of Budget	Budget Balance
14 1510	Interest on Investments	0.00	64,938.73	142,053.23	0.00	(142,053.23)
	Subtotal: LOCAL RECIEPTS	0.00	64,938.73	142,053.23	0.00	(142,053.23)
	Fund Total:	0.00	64,938.73	142,053.23	0.00	(142,053.23)

Fund: 16 QSC BONDS -SAVINGS

Account Number	Description	Revised Budget	During Month	To Date	% of Budget	Budget Balance
16 1510	Interest on Investments	0.00	2.54	5.08	0.00	(5.08)
	Subtotal: LOCAL RECIEPTS	0.00	2.54	5.08	0.00	(5.08)
	Fund Total:	0.00	2.54	5.08	0.00	(5.08)

Fund: 18 GENERAL FUND CDARS

Account Number	Description	Revised Budget	During Month	To Date	% of Budget	Budget Balance
18 1510	Interest on Investments	0.00	31,069.25	63,153.38	0.00	(63,153.38)
	Subtotal: LOCAL RECIEPTS	0.00	31,069.25	63,153.38	0.00	(63,153.38)
	Fund Total:	0.00	31,069.25	63,153.38	0.00	(63,153.38)

Fund: 19 BUILDING FUND CDARS

Account Number	Description	Revised Budget	During Month	To Date	% of Budget	Budget Balance
19 1510	Interest on Investments	0.00	1,124.56	2,171.50	0.00	(2,171.50)
	Subtotal: LOCAL RECIEPTS	0.00	1,124.56	2,171.50	0.00	(2,171.50)
	Fund Total:	0.00	1,124.56	2,171.50	0.00	(2,171.50)

Fund: 20 DEPRECIATION CDARS

Account Number	Description	Revised Budget	During Month	To Date	% of Budget	Budget Balance
20 1510	Interest on Investments	0.00	15,209.68	29,536.76	0.00	(29,536.76)
	Subtotal: LOCAL RECIEPTS	0.00	15,209.68	29,536.76	0.00	(29,536.76)
	Fund Total:	0.00	15,209.68	29,536.76	0.00	(29,536.76)

Fund: 21 ACTIVITY FUND

Account Number	Description	Revised Budget	During Month	To Date	% of Budget	Budget Balance
21 1710 1510	Interest on Investments	0.00	62.77	121.75	0.00	(121.75)
21 1990 0100	BHS Athletics	0.00	(55,525.00)	(5,390.40)	0.00	5,390.40
21 1990 0101	BMS Athletics	0.00	9,500.00	9,824.00	0.00	(9,824.00)
21 1990 0102	BSMS Athletics	0.00	9,501.00	9,660.00	0.00	(9,660.00)
21 1990 0105	BHS Football	0.00	19,380.75	33,350.75	0.00	(33,350.75)
21 1990 0111	BHS Varsity Track	0.00	1,000.00	1,000.00	0.00	(1,000.00)
21 1990 0113	BHS Athletic Training	0.00	7,000.00	7,000.00	0.00	(7,000.00)
21 1990 0114	BHS Uniforms	0.00	13,000.00	13,000.00	0.00	(13,000.00)
21 1990 0115	BHS Volleyball	0.00	5,545.00	9,329.25	0.00	(9,329.25)
21 1990 0116	BHS Lodging/Meals	0.00	6,000.00	6,000.00	0.00	(6,000.00)
21 1990 0118	BHS Cross Country Club	0.00	0.00	765.00	0.00	(765.00)
21 1990 0120	BMS Volleyball	0.00	877.00	2,413.05	0.00	(2,413.05)
21 1990 0121	BSMS Football	0.00	1,066.00	2,014.00	0.00	(2,014.00)
21 1990 0123	BSMS Volleyball	0.00	756.00	2,291.00	0.00	(2,291.00)
21 1990 0124	BSMS Boys' Basketball	0.00	1,251.50	1,251.50	0.00	(1,251.50)
21 1990 0125	BHS Boys' Basketball	0.00	2,000.00	2,000.00	0.00	(2,000.00)
21 1990 0130	BMS Boys' Basketball	0.00	123.00	123.00	0.00	(123.00)
21 1990 0142	BHS Volleyball Club	0.00	1,112.77	1,112.77	0.00	(1,112.77)
21 1990 0145	BHS Cross Country	0.00	1,000.00	1,000.00	0.00	(1,000.00)
21 1990 0150	BHS Boys' Golf	0.00	4,000.00	4,160.00	0.00	(4,160.00)
21 1990 0151	BHS Softball Club	0.00	0.00	312.00	0.00	(312.00)
21 1990 0153	BHS Boys' Soccer Fundraising	0.00	290.79	420.79	0.00	(420.79)
21 1990 0155	BHS Girls' Golf	0.00	6,000.00	7,265.00	0.00	(7,265.00)
21 1990 0156	BHS Girls' Tennis	0.00	1,500.00	1,500.00	0.00	(1,500.00)
21 1990 0157	BHS Boys' Tennis	0.00	1,620.00	1,620.00	0.00	(1,620.00)
21 1990 0167	BHS Boys' Tennis Club	0.00	42.00	78.00	0.00	(78.00)
21 1990 0180	BHS Wrestling	0.00	6,000.00	6,000.00	0.00	(6,000.00)
21 1990 0190	BHS Girls' Softball	0.00	2,206.75	4,308.75	0.00	(4,308.75)
21 1990 0191	BHS Unified Bowling	0.00	0.00	900.00	0.00	(900.00)

Fund: 21 ACTIVITY FUND

Account Number	Description	Revised Budget	During Month	To Date	% of Budget	Budget Balance
21 1990 0192	Boys' Golf Club	0.00	114.35	114.35	0.00	(114.35)
21 1990 0195	BHS Track Club	0.00	400.00	997.00	0.00	(997.00)
21 1990 0197	BHS Wrestling Club	0.00	0.00	0.00	0.00	0.00
21 1990 0200	BHS Band	0.00	11,555.00	11,905.00	0.00	(11,905.00)
21 1990 0300	BHS Dance Team	0.00	4,094.90	12,753.51	0.00	(12,753.51)
21 1990 0355	BHS Varsity Cheerleading	0.00	6,264.34	14,572.94	0.00	(14,572.94)
21 1990 0450	BHS Skills USA/VICA	0.00	0.00	275.00	0.00	(275.00)
21 1990 0550	BE Miscellaneous	0.00	47.00	147.38	0.00	(147.38)
21 1990 0557	PC Miscellaneous	0.00	39.82	150.19	0.00	(150.19)
21 1990 0560	HE Miscellaneous	0.00	51.70	152.07	0.00	(152.07)
21 1990 0561	AP Miscellaneous	0.00	0.00	100.37	0.00	(100.37)
21 1990 0567	SE Miscellaneous	0.00	23.70	124.07	0.00	(124.07)
21 1990 0600	BHS FBLA	0.00	300.00	1,760.00	0.00	(1,760.00)
21 1990 0652	BHS Speech	0.00	0.00	0.00	0.00	0.00
21 1990 0800	BHS Miscellaneous	0.00	3,420.76	3,956.93	0.00	(3,956.93)
21 1990 0801	BHS Robotics	0.00	0.00	0.00	0.00	0.00
21 1990 0807	BHS Key Club	0.00	294.52	294.52	0.00	(294.52)
21 1990 0825	BHS Youth Girls' Basketball	0.00	110.00	110.00	0.00	(110.00)
21 1990 0846	BSMS Yearbook	0.00	0.00	1,993.40	0.00	(1,993.40)
21 1990 0880	DIST Facilities Use	0.00	900.00	10,125.00	0.00	(10,125.00)
21 1990 0890	BHS Student Senate	0.00	1,760.00	1,760.00	0.00	(1,760.00)
21 1990 0892	BMS Cooking Club	0.00	1,990.00	2,140.00	0.00	(2,140.00)
21 1990 0893	BMS Miscellaneous	0.00	0.00	100.38	0.00	(100.38)
21 1990 0894	BSMS Student Senate	0.00	290.00	290.00	0.00	(290.00)
21 1990 0895	BSMS Cooking Club	0.00	0.00	1,200.00	0.00	(1,200.00)
21 1990 0896	BSMS Miscellaneous	0.00	161.40	261.78	0.00	(261.78)
21 1990 0897	BMS ART CLUB	0.00	380.00	380.00	0.00	(380.00)
21 1990 0898	BSMS ART CLUB	0.00	510.00	510.00	0.00	(510.00)
21 1990 0900	BHS Music	0.00	0.00	355.00	0.00	(355.00)
21 1990 0916	BMS Music Resale	0.00	140.00	140.00	0.00	(140.00)
21 1990 0917	BSMS Music Resale	0.00	0.00	340.00	0.00	(340.00)
21 1990 0952	BHS Art Lab	0.00	(20.00)	280.00	0.00	(280.00)
21 1990 0954	BHS Ceramics	0.00	170.00	170.00	0.00	(170.00)
21 1990 0955	BHS Shop	0.00	0.00	900.00	0.00	(900.00)
21 1990 0971	PC Library	0.00	37.36	60.81	0.00	(60.81)
21 1990 0972	SE Library	0.00	3,648.68	3,661.82	0.00	(3,661.82)
21 1990 0975	BE Library	0.00	452.91	452.91	0.00	(452.91)
21 1990 0976	AP Library	0.00	(191.32)	(191.32)	0.00	191.32
21 1990 0995	HE Library	0.00	0.00	69.99	0.00	(69.99)
21 1990 0996	BMS Library	0.00	665.51	665.51	0.00	(665.51)
21 1990 0997	BSMS Library	0.00	996.50	996.50	0.00	(996.50)
	Subtotal: LOCAL RECIEPTS	0.00	83,917.46	197,505.32	0.00	(197,505.32)
	Fund Total:	0.00	83,917.46	197,505.32	0.00	(197,505.32)

Fund: 22 STUDENT FEE FUND

Account Number	Description	Revised Budget	During Month	To Date	% of Budget	Budget Balance
22 1741 5100	Cooperative Loss	0.00	131.16	1,221.40	0.00	(1,221.40)
	Subtotal: LOCAL RECIEPTS	0.00	131.16	1,221.40	0.00	(1,221.40)
	Fund Total:	0.00	131.16	1,221.40	0.00	(1,221.40)

Fund: 24 QSC BONDS CDARS

Account Number	Description	Revised Budget	During Month	To Date	% of Budget	Budget Balance
24 1510	Interest on Investments	0.00	1,939.97	3,746.04	0.00	(3,746.04)
	Subtotal: LOCAL RECIEPTS	0.00	1,939.97	3,746.04	0.00	(3,746.04)
	Fund Total:	0.00	1,939.97	3,746.04	0.00	(3,746.04)

Fund: 25 BOND FUND

Account Number	Description	Revised Budget	During Month	To Date	% of Budget	Budget Balance
25 1100	Local Property Taxes	0.00	109,409.56	376,733.41	0.00	(376,733.41)
25 1510	Interest on Investments	0.00	39,328.99	75,209.84	0.00	(75,209.84)
Subtotal:	LOCAL RECIEPTS	0.00	148,738.55	451,943.25	0.00	(451,943.25)
	Fund Total:	0.00	148,738.55	451,943.25	0.00	(451,943.25)

Fund: 27 UNEMPLOYMENT CDARS

Account Number	Description	Revised Budget	During Month	To Date	% of Budget	Budget Balance
27 1510	Interest on Investments	0.00	872.50	1,684.75	0.00	(1,684.75)
Subtotal:	LOCAL RECIEPTS	0.00	872.50	1,684.75	0.00	(1,684.75)
	Fund Total:	0.00	872.50	1,684.75	0.00	(1,684.75)

	Revised Budget	During Month	To Date	% of Budget	Budget Balance
Grand Total:	0.00	2,785,997.10	7,222,300.08	0.00	(7,222,300.08)

Account Number	Account Description	Revised Budget	Expended During Month	Expenditures to Date	% of Budget	Balance at EOM	P/ O Outstanding	Unencumbered Balance
01	GENERAL FUND CHECKING							
1100	REGULAR INSTRUCTIONAL PROGRAMS							
01 1100 110 000	REG INSTR - SALARIES NON-INSTR DIST	45,895.00	3,773.76	7,135.88	15.55	38,759.12	0.00	38,759.12
01 1100 111 000	REG INSTR - SALARIES TEACHERS DIST	179,509.00	13,593.87	27,187.74	15.15	152,321.26	0.00	152,321.26
01 1100 111 001	REG INSTR - SALARIES TEACHERS BHS	4,204,629.00	337,672.43	671,701.28	15.98	3,532,927.72	0.00	3,532,927.72
01 1100 111 002	REG INSTR - SALARIES TEACHERS BE	1,360,689.00	113,472.71	222,756.09	16.37	1,137,932.91	0.00	1,137,932.91
01 1100 111 003	REG INSTR - SALARIES TEACHERS PC	2,285,105.00	179,013.95	356,178.70	15.59	1,928,926.30	0.00	1,928,926.30
01 1100 111 004	REG INSTR - SALARIES TEACHERS HE	1,635,834.00	133,714.25	267,428.50	16.35	1,368,405.50	0.00	1,368,405.50
01 1100 111 005	REG INSTR - SALARIES TEACHERS BMS	2,239,969.00	179,096.13	356,698.44	15.92	1,883,270.56	0.00	1,883,270.56
01 1100 111 006	REG INSTR - SALARIES TEACHERS AP	1,983,969.00	156,249.17	312,498.34	15.75	1,671,470.66	0.00	1,671,470.66
01 1100 111 007	REG INSTR - SALARIES TEACHERS SE	1,715,911.00	134,237.78	268,475.56	15.65	1,447,435.44	0.00	1,447,435.44
01 1100 111 008	REG INSTR - SALARIES TEACHERS BSMS	2,818,753.00	221,848.38	446,413.28	15.84	2,372,339.72	0.00	2,372,339.72
01 1100 112 001	REG INSTR - SALARIES INSTR AIDES BHS	25,876.00	2,911.15	4,669.89	18.05	21,206.11	0.00	21,206.11
01 1100 112 002	REG INSTR - SALARIES INSTR AIDES BE	0.00	0.00	0.00	0.00	0.00	0.00	0.00
01 1100 112 003	REG INSTR - SALARIES INSTR AIDES PC	0.00	0.00	0.00	0.00	0.00	0.00	0.00
01 1100 112 004	REG INSTR - SALARIES INSTR AIDES HE	0.00	0.00	0.00	0.00	0.00	0.00	0.00
01 1100 112 005	REG INSTR - SALARIES INSTR AIDES BMS	0.00	0.00	0.00	0.00	0.00	0.00	0.00
01 1100 112 006	REG INSTR - SALARIES INSTR AIDES AP	0.00	0.00	0.00	0.00	0.00	0.00	0.00
01 1100 112 007	REG INSTR - SALARIES INSTR AIDES SE	0.00	0.00	0.00	0.00	0.00	0.00	0.00
01 1100 112 008	REG INSTR - SALARIES INSTR AIDES BSMS	0.00	0.00	0.00	0.00	0.00	0.00	0.00
01 1100 120 001	REG INSTR - SUBS NON-INSTR BHS	19,325.00	7,118.99	13,919.85	72.03	5,405.15	0.00	5,405.15
01 1100 120 005	REG INSTR - SUBS NON-INSTR BMS	14,106.00	1,215.95	3,025.74	21.45	11,080.26	0.00	11,080.26
01 1100 120 008	REG INSTR - SUBS NON-INSTR BSMS	0.00	0.00	0.00	0.00	0.00	0.00	0.00
01 1100 122 001	REG INSTR - SUB AIDES/ASST HS	86.00	0.00	0.00	0.00	86.00	0.00	86.00
01 1100 122 002	REG INSTR - SUB AIDES/ASST BE	233.00	0.00	19.06	8.18	213.94	0.00	213.94
01 1100 122 003	REG INSTR - SUB AIDES/ASST PC	0.00	0.00	0.00	0.00	0.00	0.00	0.00
01 1100 122 004	REG INSTR - SUB AIDES/ASST HE	0.00	0.00	0.00	0.00	0.00	0.00	0.00
01 1100 122 005	REG INSTR - SUB AIDES/ASST BMS	757.00	0.00	0.00	0.00	757.00	0.00	757.00
01 1100 122 006	REG INSTR - SUB AIDES/ASST AP	0.00	0.00	0.00	0.00	0.00	0.00	0.00
01 1100 122 007	REG INSTR - SUB AIDES/ASST SE	0.00	0.00	0.00	0.00	0.00	0.00	0.00
01 1100 122 008	REG INSTR - SUB AIDES/ASST BSMS	921.00	0.00	0.00	0.00	921.00	0.00	921.00
01 1100 123 000	REG INSTR - SUB TEACHERS DIST	11,938.00	0.00	0.00	0.00	11,938.00	0.00	11,938.00
01 1100 123 001	REG INSTR - SUB TEACHERS BHS	123,174.00	13,475.00	15,662.50	12.72	107,511.50	0.00	107,511.50
01 1100 123 002	REG INSTR - SUB TEACHERS BE	68,403.00	4,830.00	8,595.00	12.57	59,808.00	0.00	59,808.00
01 1100 123 003	REG INSTR - SUB TEACHERS PC	93,070.00	19,262.50	26,081.88	28.02	66,988.12	0.00	66,988.12
01 1100 123 004	REG INSTR - SUB TEACHERS HE	64,468.00	6,212.50	6,737.50	10.45	57,730.50	0.00	57,730.50
01 1100 123 005	REG INSTR - SUB TEACHERS BMS	75,930.00	6,562.50	9,139.38	12.04	66,790.62	0.00	66,790.62
01 1100 123 006	REG INSTR - SUB TEACHERS AP	78,160.00	4,112.50	6,825.00	8.73	71,335.00	0.00	71,335.00
01 1100 123 007	REG INSTR - SUB TEACHERS SE	62,384.00	4,812.50	6,562.50	10.52	55,821.50	0.00	55,821.50
01 1100 123 008	REG INSTR - SUB TEACHERS BSMS	83,451.00	8,050.00	9,800.00	11.74	73,651.00	0.00	73,651.00
01 1100 130 000	REG INSTR - OT SALARIES NON-INSTR DIST	8,642.00	508.00	1,519.84	17.59	7,122.16	0.00	7,122.16
01 1100 130 001	REG INSTR - OT SALARIES NON-INSTR BHS	0.00	0.00	0.00	0.00	0.00	0.00	0.00
01 1100 132 001	REG INSTR - OT SALARIES AIDES BHS	670.00	0.00	0.00	0.00	670.00	0.00	670.00
01 1100 132 002	REG INSTR - OT SALARIES INSTR AIDES BE	0.00	0.00	0.00	0.00	0.00	0.00	0.00
01 1100 132 003	REG INSTR - OT SALARIES INSTR AIDES PC	0.00	0.00	0.00	0.00	0.00	0.00	0.00
01 1100 132 004	REG INSTR - OT SALARIES INSTR AIDES HE	0.00	0.00	0.00	0.00	0.00	0.00	0.00
01 1100 132 006	REG INSTR - OT SALARIES INSTR AIDES AP	0.00	0.00	0.00	0.00	0.00	0.00	0.00
01 1100 132 007	REG INSTR - OT SALARIES INSTR AIDES SE	0.00	0.00	0.00	0.00	0.00	0.00	0.00
01 1100 132 008	REG INSTR - OT SALARIES INSTR AIDES BSMS	0.00	0.00	0.00	0.00	0.00	0.00	0.00
01 1100 150 000	REG INSTR - ADD'L COMP NON-INSTR DIST	97.00	7.55	15.10	15.57	81.90	0.00	81.90
01 1100 150 001	REG INSTR - ADD'L COMP NON-INSTR BHS	6,084.00	590.00	590.00	9.70	5,494.00	0.00	5,494.00
01 1100 150 005	REG INSTR - ADD'L COMP NON-INSTR BMS	365.00	50.00	50.00	13.70	315.00	0.00	315.00
01 1100 150 008	REG INSTR - ADD'L COMP NON-INSTR BSMS	542.00	0.00	0.00	0.00	542.00	0.00	542.00
01 1100 151 000	REG INSTR - ADD'L COMP TEACHERS DIST	5,598.00	1,504.36	2,955.70	52.80	2,642.30	0.00	2,642.30
01 1100 151 001	REG INSTR - ADD'L COMP TEACHERS BHS	584,549.00	54,274.11	126,665.60	21.67	457,883.40	0.00	457,883.40

Account Number	Account Description	Revised Budget	Expended During Month	Expenditures to Date	% of Budget	Balance at EOM	P/ O Outstanding	Unencumbered Balance
01 1100 151 002	REG INSTR - ADD'L COMP TEACHERS BE	30,337.00	2,291.40	5,888.17	19.41	24,448.83	0.00	24,448.83
01 1100 151 003	REG INSTR - ADD'L COMP TEACHERS PC	43,560.00	2,890.96	6,079.92	13.96	37,480.08	0.00	37,480.08
01 1100 151 004	REG INSTR - ADD'L COMP TEACHERS HE	32,738.00	3,071.43	6,532.16	19.95	26,205.84	0.00	26,205.84
01 1100 151 005	REG INSTR - ADD'L COMP TEACHERS BMS	105,189.00	10,416.16	19,582.73	18.62	85,606.27	0.00	85,606.27
01 1100 151 006	REG INSTR - ADD'L COMP TEACHERS AP	44,117.00	2,335.18	5,137.38	11.64	38,979.62	0.00	38,979.62
01 1100 151 007	REG INSTR - ADD'L COMP TEACHERS SE	33,219.00	2,325.39	4,657.78	14.02	28,561.22	0.00	28,561.22
01 1100 151 008	REG INSTR - ADD'L COMP TEACHERS BSMS	132,674.00	11,797.36	22,841.70	17.22	109,832.30	0.00	109,832.30
01 1100 152 001	REG INSTR - ADD'L COMP AIDES BHS	71.00	6.67	13.34	18.79	57.66	0.00	57.66
01 1100 152 002	REG INSTR - ADD'L COMP AIDES BE	0.00	0.00	0.00	0.00	0.00	0.00	0.00
01 1100 152 003	REG INSTR - ADD'L COMP AIDES PC	0.00	0.00	0.00	0.00	0.00	0.00	0.00
01 1100 152 004	REG INSTR - ADD'L COMP AIDES HE	0.00	0.00	0.00	0.00	0.00	0.00	0.00
01 1100 152 005	REG INSTR - ADD'L COMP AIDES BMS	0.00	0.00	0.00	0.00	0.00	0.00	0.00
01 1100 152 006	REG INSTR - ADD'L COMP AIDES AP	0.00	0.00	0.00	0.00	0.00	0.00	0.00
01 1100 152 007	REG INSTR - ADD'L COMP AIDES SE	0.00	0.00	0.00	0.00	0.00	0.00	0.00
01 1100 152 008	REG INSTR - ADD'L COMP AIDES BSMS	0.00	0.00	0.00	0.00	0.00	0.00	0.00
01 1100 210 000	REG INSTR - GROUP INS NON-INSTR DIST	0.00	2.10	4.20	0.00	(4.20)	0.00	(4.20)
01 1100 211 000	REG INSTR - GROUP INS TEACHERS/PROF DIST	63,866.00	5,273.74	10,547.48	16.52	53,318.52	0.00	53,318.52
01 1100 211 001	REG INSTR - GROUP INS TEACHERS/PROF BHS	1,114,741.00	90,629.43	178,623.04	16.02	936,117.96	0.00	936,117.96
01 1100 211 002	REG INSTR - GROUP INS TEACHERS/PROF BE	407,695.00	28,979.57	57,957.04	14.22	349,737.96	0.00	349,737.96
01 1100 211 003	REG INSTR - GROUP INS TEACHERS/PROF PC	601,904.00	52,078.15	103,208.79	17.15	498,695.21	0.00	498,695.21
01 1100 211 004	REG INSTR - GROUP INS TEACHERS/PROF HE	450,940.00	38,628.54	77,254.98	17.13	373,685.02	0.00	373,685.02
01 1100 211 005	REG INSTR - GROUP INS TEACHERS/PROF BMS	482,455.00	39,353.21	78,203.82	16.21	404,251.18	0.00	404,251.18
01 1100 211 006	REG INSTR - GROUP INS TEACHERS/PROF AP	617,294.00	49,460.33	98,918.56	16.02	518,375.44	0.00	518,375.44
01 1100 211 007	REG INSTR - GROUP INS TEACHERS/PROF SE	498,934.00	41,630.37	83,260.74	16.69	415,673.26	0.00	415,673.26
01 1100 211 008	REG INSTR - GROUP INS TEACHERS/PROF BSMS	675,571.00	53,369.06	108,479.94	16.06	567,091.06	0.00	567,091.06
01 1100 212 001	REG INSTR - GROUP INS AIDES BHS	8,320.00	34.89	69.78	0.84	8,250.22	0.00	8,250.22
01 1100 212 002	REG INSTR - GROUP INS AIDES BE	0.00	0.00	0.00	0.00	0.00	0.00	0.00
01 1100 212 003	REG INSTR - GROUP INS AIDES PC	0.00	0.00	0.00	0.00	0.00	0.00	0.00
01 1100 212 004	REG INSTR - GROUP INS AIDES HE	0.00	0.00	0.00	0.00	0.00	0.00	0.00
01 1100 212 005	REG INSTR - GROUP INS AIDES BMS	0.00	0.00	0.00	0.00	0.00	0.00	0.00
01 1100 212 006	REG INSTR - GROUP INS AIDES AP	0.00	0.00	0.00	0.00	0.00	0.00	0.00
01 1100 212 007	REG INSTR - GROUP INS AIDES SE	0.00	0.00	0.00	0.00	0.00	0.00	0.00
01 1100 212 008	REG INSTR - GROUP INS AIDES BSMS	0.00	0.00	0.00	0.00	0.00	0.00	0.00
01 1100 220 000	REG INSTR - SOC SEC NON-INSTR DIST	4,662.00	364.47	735.99	15.79	3,926.01	0.00	3,926.01
01 1100 220 001	REG INSTR - SOC SEC NON-INSTR BHS	1,944.00	589.73	1,110.00	57.10	834.00	0.00	834.00
01 1100 220 005	REG INSTR - SOC SEC NON-INSTR BMS	1,107.00	96.84	235.28	21.25	871.72	0.00	871.72
01 1100 220 008	REG INSTR - SOC SEC NON-INSTR BSMS	42.00	0.00	0.00	0.00	42.00	0.00	42.00
01 1100 221 000	REG INSTR - SOC SEC TEACHERS DIST	14,165.00	1,167.36	2,330.65	16.45	11,834.35	0.00	11,834.35
01 1100 221 001	REG INSTR - SOC SEC TEACHERS BHS	359,857.00	29,760.83	60,579.20	16.83	299,277.80	0.00	299,277.80
01 1100 221 002	REG INSTR - SOC SEC TEACHERS BE	105,828.00	8,823.98	17,389.60	16.43	88,438.40	0.00	88,438.40
01 1100 221 003	REG INSTR - SOC SEC TEACHERS PC	179,664.00	13,909.02	27,702.00	15.42	151,962.00	0.00	151,962.00
01 1100 221 004	REG INSTR - SOC SEC TEACHERS HE	123,429.00	10,406.44	20,842.65	16.89	102,586.35	0.00	102,586.35
01 1100 221 005	REG INSTR - SOC SEC TEACHERS BMS	179,331.00	14,495.77	28,791.06	16.05	150,539.94	0.00	150,539.94
01 1100 221 006	REG INSTR - SOC SEC TEACHERS AP	151,097.00	11,858.94	23,760.71	15.73	127,336.29	0.00	127,336.29
01 1100 221 007	REG INSTR - SOC SEC TEACHERS SE	133,171.00	10,360.42	20,717.37	15.56	112,453.63	0.00	112,453.63
01 1100 221 008	REG INSTR - SOC SEC TEACHERS BSMS	224,229.00	17,713.50	35,577.80	15.87	188,651.20	0.00	188,651.20
01 1100 222 001	REG INSTR - SOC SEC AIDES BHS	1,995.00	219.52	350.88	17.59	1,644.12	0.00	1,644.12
01 1100 222 002	REG INSTR - SOC SEC AIDES BE	0.00	0.00	1.46	0.00	(1.46)	0.00	(1.46)
01 1100 222 003	REG INSTR - SOC SEC AIDES PC	0.00	0.00	0.00	0.00	0.00	0.00	0.00
01 1100 222 004	REG INSTR - SOC SEC AIDES HE	0.00	0.00	0.00	0.00	0.00	0.00	0.00
01 1100 222 005	REG INSTR - SOC SEC AIDES BMS	58.00	0.00	0.00	0.00	58.00	0.00	58.00
01 1100 222 006	REG INSTR - SOC SEC AIDES AP	0.00	0.00	0.00	0.00	0.00	0.00	0.00
01 1100 222 007	REG INSTR - SOC SEC AIDES SE	0.00	0.00	0.00	0.00	0.00	0.00	0.00
01 1100 222 008	REG INSTR - SOC SEC AIDES BSMS	71.00	0.00	0.00	0.00	71.00	0.00	71.00
01 1100 223 000	REG INSTR - SOC SEC SUB TEACHERS DIST	914.00	0.00	0.00	0.00	914.00	0.00	914.00

Account Number	Account Description	Revised Budget	Expended During Month	Expenditures to Date	% of Budget	Balance at EOM	P/ O Outstanding	Unencumbered Balance
01 1100 223 001	REG INSTR - SOC SEC SUB TEACHERS BHS	9,424.00	1,030.91	1,198.25	12.71	8,225.75	0.00	8,225.75
01 1100 223 002	REG INSTR - SOC SEC SUB TEACHERS BE	5,234.00	369.50	657.52	12.56	4,576.48	0.00	4,576.48
01 1100 223 003	REG INSTR - SOC SEC SUB TEACHERS PC	7,120.00	1,473.73	1,995.44	28.03	5,124.56	0.00	5,124.56
01 1100 223 004	REG INSTR - SOC SEC SUB TEACHERS HE	4,932.00	475.09	515.25	10.45	4,416.75	0.00	4,416.75
01 1100 223 005	REG INSTR - SOC SEC SUB TEACHERS BMS	5,810.00	502.13	699.27	12.04	5,110.73	0.00	5,110.73
01 1100 223 006	REG INSTR - SOC SEC SUB TEACHERS AP	5,980.00	314.63	522.15	8.73	5,457.85	0.00	5,457.85
01 1100 223 007	REG INSTR - SOC SEC SUB TEACHERS SE	4,773.00	368.13	502.11	10.52	4,270.89	0.00	4,270.89
01 1100 223 008	REG INSTR - SOC SEC SUB TEACHERS BSMS	6,385.00	615.82	749.75	11.74	5,635.25	0.00	5,635.25
01 1100 230 000	REG INSTR - RETIREMENT NON-INSTR DIST	4,006.00	313.53	633.81	15.82	3,372.19	0.00	3,372.19
01 1100 230 001	REG INSTR - RETIREMENT NON-INSTR BHS	752.00	43.20	43.20	5.74	708.80	0.00	708.80
01 1100 230 005	REG INSTR - RETIREMENT NON-INSTR BMS	0.00	51.28	98.90	0.00	(98.90)	0.00	(98.90)
01 1100 230 008	REG INSTR - RETIREMENT NON-INSTR BSMS	40.00	0.00	0.00	0.00	40.00	0.00	40.00
01 1100 231 000	REG INSTR - RETIREMENT TEACHERS DIST	13,409.00	1,103.35	2,202.81	16.43	11,206.19	0.00	11,206.19
01 1100 231 001	REG INSTR - RETIREMENT TEACHERS BHS	340,964.00	28,047.88	56,848.86	16.67	284,115.14	0.00	284,115.14
01 1100 231 002	REG INSTR - RETIREMENT TEACHERS BE	101,945.00	8,458.54	16,706.58	16.39	85,238.42	0.00	85,238.42
01 1100 231 003	REG INSTR - RETIREMENT TEACHERS PC	170,482.00	13,288.56	26,463.56	15.52	144,018.44	0.00	144,018.44
01 1100 231 004	REG INSTR - RETIREMENT TEACHERS HE	118,518.00	10,290.40	20,278.67	17.11	98,239.33	0.00	98,239.33
01 1100 231 005	REG INSTR - RETIREMENT TEACHERS BMS	171,394.00	13,773.85	27,346.79	15.96	144,047.21	0.00	144,047.21
01 1100 231 006	REG INSTR - RETIREMENT TEACHERS AP	148,123.00	11,587.32	23,208.81	15.67	124,914.19	0.00	124,914.19
01 1100 231 007	REG INSTR - RETIREMENT TEACHERS SE	128,039.00	9,978.21	19,956.94	15.59	108,082.06	0.00	108,082.06
01 1100 231 008	REG INSTR - RETIREMENT TEACHERS BSMS	216,085.00	17,073.44	34,290.67	15.87	181,794.33	0.00	181,794.33
01 1100 232 001	REG INSTR - RETIREMENT AIDES BHS	1,951.00	213.17	341.95	17.53	1,609.05	0.00	1,609.05
01 1100 232 002	REG INSTR - RETIREMENT AIDES BE	0.00	0.00	0.00	0.00	0.00	0.00	0.00
01 1100 232 003	REG INSTR - RETIREMENT AIDES PC	0.00	0.00	0.00	0.00	0.00	0.00	0.00
01 1100 232 004	REG INSTR - RETIREMENT AIDES HE	0.00	0.00	0.00	0.00	0.00	0.00	0.00
01 1100 232 005	REG INSTR - RETIREMENT AIDES BMS	0.00	0.00	0.00	0.00	0.00	0.00	0.00
01 1100 232 006	REG INSTR - RETIREMENT AIDES AP	0.00	0.00	0.00	0.00	0.00	0.00	0.00
01 1100 232 007	REG INSTR - RETIREMENT AIDES SE	0.00	0.00	0.00	0.00	0.00	0.00	0.00
01 1100 232 008	REG INSTR - RETIREMENT AIDES BSMS	0.00	0.00	0.00	0.00	0.00	0.00	0.00
01 1100 233 000	REG INSTR - RETIREMENT SUB TEACHERS DIST	0.00	0.00	0.00	0.00	0.00	0.00	0.00
01 1100 233 001	REG INSTR - RETIREMENT SUB TEACHERS BHS	207.00	0.00	0.00	0.00	207.00	0.00	207.00
01 1100 233 002	REG INSTR - RETIREMENT SUB TEACHERS BE	86.00	0.00	0.00	0.00	86.00	0.00	86.00
01 1100 233 003	REG INSTR - RETIREMENT SUB TEACHERS PC	150.00	0.00	0.00	0.00	150.00	0.00	150.00
01 1100 233 004	REG INSTR - RETIREMENT SUB TEACHERS HE	1,668.00	0.00	0.00	0.00	1,668.00	0.00	1,668.00
01 1100 233 005	REG INSTR - RETIREMENT SUB TEACHERS BMS	43.00	19.22	19.22	44.70	23.78	0.00	23.78
01 1100 233 006	REG INSTR - RETIREMENT SUB TEACHERS AP	0.00	0.00	0.00	0.00	0.00	0.00	0.00
01 1100 233 007	REG INSTR - RETIREMENT SUB TEACHERS SE	0.00	19.22	19.22	0.00	(19.22)	0.00	(19.22)
01 1100 233 008	REG INSTR - RETIREMENT SUB TEACHERS BSMS	0.00	0.00	0.00	0.00	0.00	0.00	0.00
01 1100 237 000	REG INSTR - INCR RET CONTR DIST	1,437.00	0.00	0.00	0.00	1,437.00	0.00	1,437.00
01 1100 237 001	REG INSTR - INCR RET CONTR BHS	28,429.00	0.00	0.00	0.00	28,429.00	0.00	28,429.00
01 1100 237 002	REG INSTR - INCR RET CONTR BE	8,462.00	0.00	0.00	0.00	8,462.00	0.00	8,462.00
01 1100 237 003	REG INSTR - INCR RET CONTR PC	14,050.00	0.00	0.00	0.00	14,050.00	0.00	14,050.00
01 1100 237 004	REG INSTR - INCR RET CONTR HE	9,943.00	0.00	0.00	0.00	9,943.00	0.00	9,943.00
01 1100 237 005	REG INSTR - INCR RET CONTR BMS	14,187.00	0.00	0.00	0.00	14,187.00	0.00	14,187.00
01 1100 237 006	REG INSTR - INCR RET CONTR AP	12,318.00	0.00	0.00	0.00	12,318.00	0.00	12,318.00
01 1100 237 007	REG INSTR - INCR RET CONTR SE	10,644.00	0.00	0.00	0.00	10,644.00	0.00	10,644.00
01 1100 237 008	REG INSTR - INCR RET CONTR BSMS	17,958.00	0.00	0.00	0.00	17,958.00	0.00	17,958.00
01 1100 260 000	REG INSTR - UNEMPLOY COMP NON-INSTR DIST	0.00	0.00	0.00	0.00	0.00	0.00	0.00
01 1100 271 001	REG INSTR - WORK COMP TEACHERS BHS	25,900.00	0.00	0.00	0.00	25,900.00	0.00	25,900.00
01 1100 271 002	REG INSTR - WORK COMP TEACHERS BE	25,900.00	0.00	0.00	0.00	25,900.00	0.00	25,900.00
01 1100 271 003	REG INSTR - WORK COMP TEACHERS PC	25,900.00	0.00	0.00	0.00	25,900.00	0.00	25,900.00
01 1100 271 004	REG INSTR - WORK COMP TEACHERS HE	25,900.00	0.00	0.00	0.00	25,900.00	0.00	25,900.00
01 1100 271 005	REG INSTR - WORK COMP TEACHERS BMS	25,900.00	0.00	0.00	0.00	25,900.00	0.00	25,900.00
01 1100 271 006	REG INSTR - WORK COMP TEACHERS AP	25,900.00	0.00	0.00	0.00	25,900.00	0.00	25,900.00
01 1100 271 007	REG INSTR - WORK COMP TEACHERS SE	25,900.00	0.00	0.00	0.00	25,900.00	0.00	25,900.00

Account Number	Account Description	Revised Budget	Expended During Month	Expenditures to Date	% of Budget	Balance at EOM	P/ O Outstanding	Unencumbered Balance
01 1100 271 008	REG INSTR - WORK COMP TEACHERS BSMS	25,900.00	0.00	0.00	0.00	25,900.00	0.00	25,900.00
01 1100 280 000	REG INSTR - HEALTH BEN NON-INSTR DIST	6,301.00	475.00	950.00	15.08	5,351.00	0.00	5,351.00
01 1100 281 000	REG INSTR - HEALTH BEN TEACHERS DIST	6,301.00	475.00	950.00	15.08	5,351.00	0.00	5,351.00
01 1100 281 001	REG INSTR - HEALTH BEN TEACHERS BHS	121,772.00	10,233.00	20,466.00	16.81	101,306.00	0.00	101,306.00
01 1100 281 002	REG INSTR - HEALTH BEN TEACHERS BE	63,246.00	5,693.81	10,912.62	17.25	52,333.38	0.00	52,333.38
01 1100 281 003	REG INSTR - HEALTH BEN TEACHERS PC	99,502.00	7,925.45	15,702.48	15.78	83,799.52	0.00	83,799.52
01 1100 281 004	REG INSTR - HEALTH BEN TEACHERS HE	44,292.00	3,052.62	6,105.24	13.78	38,186.76	0.00	38,186.76
01 1100 281 005	REG INSTR - HEALTH BEN TEACHERS BMS	99,930.00	8,204.76	16,493.34	16.50	83,436.66	0.00	83,436.66
01 1100 281 006	REG INSTR - HEALTH BEN TEACHERS AP	36,553.00	3,845.69	7,691.38	21.04	28,861.62	0.00	28,861.62
01 1100 281 007	REG INSTR - HEALTH BEN TEACHERS SE	57,304.00	4,186.17	8,372.34	14.61	48,931.66	0.00	48,931.66
01 1100 281 008	REG INSTR - HEALTH BEN TEACHERS BSMS	104,682.00	7,857.53	15,779.66	15.07	88,902.34	0.00	88,902.34
01 1100 320 002	REG INSTR - PROF ED SERVICES BE	0.00	0.00	0.00	0.00	0.00	0.00	0.00
01 1100 320 003	REG INSTR - PROF ED SERVICES PC	0.00	0.00	0.00	0.00	0.00	0.00	0.00
01 1100 320 004	REG INSTR - PROF ED SERVICES HE	0.00	0.00	0.00	0.00	0.00	0.00	0.00
01 1100 320 006	REG INSTR - PROF ED SERVICES AP	0.00	0.00	0.00	0.00	0.00	20.63	(20.63)
01 1100 320 007	REG INSTR - PROF ED SERVICES SE	0.00	0.00	0.00	0.00	0.00	0.00	0.00
01 1100 340 000	REG INSTR - OTHER PROF SERVICES DIST	0.00	0.00	0.00	0.00	0.00	0.00	0.00
01 1100 340 001	REG INSTR - OTHER PROF SERVICES BHS	0.00	0.00	0.00	0.00	0.00	0.00	0.00
01 1100 340 001 081	REG INSTR - PROF SERV VOCAL MUSIC BHS	246.00	0.00	0.00	0.00	246.00	0.00	246.00
01 1100 340 001 082	REG INSTR - PROF SERV INSTR MUSIC BHS	0.00	0.00	0.00	0.00	0.00	0.00	0.00
01 1100 340 002	REG INSTR - OTHER PROF SERVICES BE	0.00	0.00	0.00	0.00	0.00	0.00	0.00
01 1100 340 003	REG INSTR - OTHER PROF SERVICES PC	0.00	0.00	0.00	0.00	0.00	0.00	0.00
01 1100 340 004	REG INSTR - OTHER PROF SERVICES HE	0.00	0.00	0.00	0.00	0.00	0.00	0.00
01 1100 340 005	REG INSTR - OTHER PROF SERVICES BMS	0.00	0.00	0.00	0.00	0.00	0.00	0.00
01 1100 340 006	REG INSTR - OTHER PROF SERVICES AP	0.00	0.00	0.00	0.00	0.00	0.00	0.00
01 1100 340 007	REG INSTR - OTHER PROF SERVICES SE	0.00	0.00	0.00	0.00	0.00	0.00	0.00
01 1100 340 008	REG INSTR - OTHER PROF SERVICES BSMS	0.00	0.00	0.00	0.00	0.00	0.00	0.00
01 1100 440 001	REG INSTR - RENTALS BHS	0.00	0.00	0.00	0.00	0.00	0.00	0.00
01 1100 440 002	REG INSTR - RENTALS BE	0.00	0.00	0.00	0.00	0.00	0.00	0.00
01 1100 440 003	REG INSTR - RENTALS PC	0.00	0.00	0.00	0.00	0.00	0.00	0.00
01 1100 440 004	REG INSTR - RENTALS HE	0.00	0.00	0.00	0.00	0.00	0.00	0.00
01 1100 440 005	REG INSTR - RENTALS BMS	0.00	0.00	0.00	0.00	0.00	0.00	0.00
01 1100 440 006	REG INSTR - RENTALS AP	0.00	0.00	0.00	0.00	0.00	0.00	0.00
01 1100 440 007	REG INSTR - RENTALS SE	0.00	0.00	0.00	0.00	0.00	0.00	0.00
01 1100 440 008	REG INSTR - RENTALS BSMS	0.00	0.00	0.00	0.00	0.00	0.00	0.00
01 1100 550 000	REG INSTR - PRINTING DIST	83,604.00	4,473.04	5,821.77	8.98	77,782.23	1,685.00	76,097.23
01 1100 550 001	REG INSTR - PRINTING BHS	0.00	0.00	0.00	0.00	0.00	0.00	0.00
01 1100 550 002	REG INSTR - PRINTING BE	0.00	0.00	0.00	0.00	0.00	0.00	0.00
01 1100 550 003	REG INSTR - PRINTING PC	126.00	0.00	0.00	0.00	126.00	0.00	126.00
01 1100 550 004	REG INSTR - PRINTING HE	0.00	0.00	0.00	0.00	0.00	0.00	0.00
01 1100 550 005	REG INSTR - PRINTING BMS	0.00	0.00	0.00	0.00	0.00	0.00	0.00
01 1100 550 006	REG INSTR - PRINTING AP	0.00	0.00	0.00	0.00	0.00	0.00	0.00
01 1100 550 007	REG INSTR - PRINTING SE	123.00	0.00	0.00	0.00	123.00	0.00	123.00
01 1100 550 008	REG INSTR - PRINTING BSMS	0.00	0.00	0.00	0.00	0.00	0.00	0.00
01 1100 561 000	REG INSTR - TUIT PD OTHER DIST	0.00	0.00	0.00	0.00	0.00	0.00	0.00
01 1100 561 001	REG INSTR - TUIT PD OTHER DIST BHS	6,632.00	0.00	0.00	0.00	6,632.00	0.00	6,632.00
01 1100 561 005	REG INSTR - TUIT PD OTHER DIST BMS	0.00	0.00	0.00	0.00	0.00	0.00	0.00
01 1100 561 008	REG INSTR - TUIT PD OTHER DIST BSMS	0.00	0.00	0.00	0.00	0.00	0.00	0.00
01 1100 580 000	REG INSTR - TRAVEL & MILEAGE DIST	5,958.00	570.81	909.63	15.27	5,048.37	0.00	5,048.37
01 1100 580 001	REG INSTR - TRAVEL & MILEAGE BHS	201.00	209.91	232.14	115.49	(31.14)	0.00	(31.14)
01 1100 580 001 015	REG INSTR - TRAVEL & MILEAGE ENGLISH BHS	0.00	0.00	0.00	0.00	0.00	0.00	0.00
01 1100 580 001 016	REG INSTR - TRAVEL & MILEAGE JOURN BHS	0.00	0.00	0.00	0.00	0.00	0.00	0.00
01 1100 580 001 017	REG INSTR - TRAVEL & MILEAGE 1ACT/SP BHS	0.00	0.00	0.00	0.00	0.00	0.00	0.00
01 1100 580 001 020	REG INSTR - TRAVEL & MILEAGE SPANISH BHS	2,412.00	0.00	0.00	0.00	2,412.00	0.00	2,412.00
01 1100 580 001 021	REG INSTR - TRAVEL & MILEAGE FRENCH BHS	2,406.00	0.00	0.00	0.00	2,406.00	0.00	2,406.00

Account Number	Account Description	Revised Budget	Expended During Month	Expenditures to Date	% of Budget	Balance at EOM	P/ O Outstanding	Unencumbered Balance
01 1100 580 001 030	REG INSTR - TRAVEL & MILEAGE SOC STUD BHS	0.00	0.00	0.00	0.00	0.00	0.00	0.00
01 1100 580 001 040	REG INSTR - TRAVEL & MILEAGE MATH BHS	0.00	0.00	0.00	0.00	0.00	0.00	0.00
01 1100 580 001 050	REG INSTR - TRAVEL & MILEAGE T&L BHS	0.00	0.00	0.00	0.00	0.00	0.00	0.00
01 1100 580 001 051	REG INSTR - TRAVEL & MILEAGE BUSINESS BHS	0.00	0.00	0.00	0.00	0.00	0.00	0.00
01 1100 580 001 052	REG INSTR - TRAVEL & MILEAGE IND TECH BHS	0.00	0.00	0.00	0.00	0.00	0.00	0.00
01 1100 580 001 053	REG INSTR - TRAVEL & MILEAGE FCS BHS	0.00	0.00	0.00	0.00	0.00	0.00	0.00
01 1100 580 001 060	REG INSTR - TRAVEL & MILEAGE PE BHS	0.00	0.00	0.00	0.00	0.00	0.00	0.00
01 1100 580 001 070	REG INSTR - TRAVEL & MILEAGE SCIENCE BHS	0.00	(30.40)	(30.40)	0.00	30.40	0.00	30.40
01 1100 580 001 080	REG INSTR - TRAVEL & MILEAGE ART BHS	268.00	0.00	0.00	0.00	268.00	0.00	268.00
01 1100 580 001 081	REG INSTR - TRAVEL & MILEAGE VOC MUS BHS	990.00	0.00	0.00	0.00	990.00	0.00	990.00
01 1100 580 001 082	REG INSTR - TRAVEL & MILEAGE INST MUS BHS	990.00	17.73	17.73	1.79	972.27	0.00	972.27
01 1100 580 002	REG INSTR - TRAVEL & MILEAGE BE	66.00	0.00	0.00	0.00	66.00	0.00	66.00
01 1100 580 002 001	REG INSTR - TRAVEL & MILEAGE GRADE 1 BE	0.00	0.00	0.00	0.00	0.00	0.00	0.00
01 1100 580 002 002	REG INSTR - TRAVEL & MILEAGE GRADE 2 BE	631.00	0.00	0.00	0.00	631.00	0.00	631.00
01 1100 580 002 003	REG INSTR - TRAVEL & MILEAGE GRADE 3 BE	0.00	0.00	0.00	0.00	0.00	0.00	0.00
01 1100 580 002 004	REG INSTR - TRAVEL & MILEAGE GRADE 4 BE	0.00	0.00	0.00	0.00	0.00	0.00	0.00
01 1100 580 002 005	REG INSTR - TRAVEL & MILEAGE GRADE 5 BE	0.00	0.00	0.00	0.00	0.00	0.00	0.00
01 1100 580 002 007	REG INSTR - TRAVEL & MILEAGE KDG BE	0.00	0.00	0.00	0.00	0.00	0.00	0.00
01 1100 580 002 060	REG INSTR - TRAVEL & MILEAGE PE BE	0.00	0.00	0.00	0.00	0.00	0.00	0.00
01 1100 580 002 080	REG INSTR - TRAVEL & MILEAGE ART BE	0.00	0.00	0.00	0.00	0.00	0.00	0.00
01 1100 580 002 081	REG INSTR - TRAVEL & MILEAGE VOC MUS BE	0.00	0.00	0.00	0.00	0.00	0.00	0.00
01 1100 580 002 082	REG INSTR - TRAVEL & MILEAGE INST MUS BE	0.00	0.00	0.00	0.00	0.00	0.00	0.00
01 1100 580 003	REG INSTR - TRAVEL & MILEAGE PC	42.00	8.36	12.54	29.86	29.46	0.00	29.46
01 1100 580 003 001	REG INSTR - TRAVEL & MILEAGE GRADE 1 PC	0.00	0.00	0.00	0.00	0.00	0.00	0.00
01 1100 580 003 002	REG INSTR - TRAVEL & MILEAGE GRADE 2 PC	0.00	0.00	0.00	0.00	0.00	0.00	0.00
01 1100 580 003 003	REG INSTR - TRAVEL & MILEAGE GRADE 3 PC	0.00	0.00	0.00	0.00	0.00	0.00	0.00
01 1100 580 003 004	REG INSTR - TRAVEL & MILEAGE GRADE 4 PC	0.00	0.00	0.00	0.00	0.00	0.00	0.00
01 1100 580 003 005	REG INSTR - TRAVEL & MILEAGE GRADE 5 PC	0.00	0.00	0.00	0.00	0.00	0.00	0.00
01 1100 580 003 007	REG INSTR - TRAVEL & MILEAGE KDG PC	641.00	0.00	0.00	0.00	641.00	0.00	641.00
01 1100 580 003 060	REG INSTR - TRAVEL & MILEAGE PE PC	0.00	0.00	0.00	0.00	0.00	0.00	0.00
01 1100 580 003 080	REG INSTR - TRAVEL & MILEAGE ART PC	0.00	0.00	0.00	0.00	0.00	0.00	0.00
01 1100 580 003 081	REG INSTR - TRAVEL & MILEAGE VOC MUS PC	0.00	0.00	0.00	0.00	0.00	0.00	0.00
01 1100 580 003 082	REG INSTR - TRAVEL & MILEAGE INST MUS PC	0.00	0.00	0.00	0.00	0.00	0.00	0.00
01 1100 580 004	REG INSTR - TRAVEL & MILEAGE HE	352.00	0.00	0.00	0.00	352.00	0.00	352.00
01 1100 580 004 001	REG INSTR - TRAVEL & MILEAGE GRADE 1 HE	0.00	0.00	0.00	0.00	0.00	0.00	0.00
01 1100 580 004 002	REG INSTR - TRAVEL & MILEAGE GRADE 2 HE	0.00	0.00	0.00	0.00	0.00	0.00	0.00
01 1100 580 004 003	REG INSTR - TRAVEL & MILEAGE GRADE 3 HE	0.00	0.00	0.00	0.00	0.00	0.00	0.00
01 1100 580 004 004	REG INSTR - TRAVEL & MILEAGE GRADE 4 HE	0.00	0.00	0.00	0.00	0.00	0.00	0.00
01 1100 580 004 005	REG INSTR - TRAVEL & MILEAGE GRADE 5 HE	0.00	0.00	0.00	0.00	0.00	0.00	0.00
01 1100 580 004 007	REG INSTR - TRAVEL & MILEAGE KDG HE	0.00	0.00	0.00	0.00	0.00	0.00	0.00
01 1100 580 004 060	REG INSTR - TRAVEL & MILEAGE PE HE	0.00	0.00	0.00	0.00	0.00	0.00	0.00
01 1100 580 004 080	REG INSTR - TRAVEL & MILEAGE ART HE	0.00	0.00	0.00	0.00	0.00	0.00	0.00
01 1100 580 004 081	REG INSTR - TRAVEL & MILEAGE VOC MUS HE	0.00	0.00	0.00	0.00	0.00	0.00	0.00
01 1100 580 004 082	REG INSTR - TRAVEL & MILEAGE INST MUS HE	0.00	0.00	0.00	0.00	0.00	0.00	0.00
01 1100 580 005	REG INSTR - TRAVEL & MILEAGE BMS	622.00	0.00	0.00	0.00	622.00	0.00	622.00
01 1100 580 005 015	REG INSTR - TRAVEL & MILEAGE ENGLISH BMS	0.00	0.00	0.00	0.00	0.00	0.00	0.00
01 1100 580 005 018	REG INSTR - TRAVEL & MILEAGE READING BMS	0.00	0.00	0.00	0.00	0.00	0.00	0.00
01 1100 580 005 019	REG INSTR - TRAVEL & MILEAGE SPEECH BMS	0.00	0.00	0.00	0.00	0.00	0.00	0.00
01 1100 580 005 022	REG INSTR - TRAVEL & MILEAGE LANGUAGE BMS	0.00	0.00	0.00	0.00	0.00	0.00	0.00
01 1100 580 005 030	REG INSTR - TRAVEL & MILEAGE SOC STUD BMS	0.00	0.00	0.00	0.00	0.00	0.00	0.00
01 1100 580 005 040	REG INSTR - TRAVEL & MILEAGE MATH BMS	0.00	0.00	0.00	0.00	0.00	0.00	0.00
01 1100 580 005 050	REG INSTR - TRAVEL & MILEAGE T&L BMS	0.00	0.00	157.39	0.00	(157.39)	0.00	(157.39)
01 1100 580 005 054	REG INSTR - TRAVEL & MILEAGE COMPUTER BMS	0.00	30.25	30.25	0.00	(30.25)	0.00	(30.25)
01 1100 580 005 060	REG INSTR - TRAVEL & MILEAGE PE BMS	0.00	0.00	0.00	0.00	0.00	0.00	0.00
01 1100 580 005 070	REG INSTR - TRAVEL & MILEAGE SCIENCE BMS	0.00	0.00	0.00	0.00	0.00	0.00	0.00

Account Number	Account Description	Revised Budget	Expended During Month	Expenditures to Date	% of Budget	Balance at EOM	P/ O Outstanding	Unencumbered Balance
01 1100 580 005 080	REG INSTR - TRAVEL & MILEAGE ART BMS	0.00	0.00	0.00	0.00	0.00	0.00	0.00
01 1100 580 005 081	REG INSTR - TRAVEL & MILEAGE VOC MUS BMS	0.00	0.00	0.00	0.00	0.00	0.00	0.00
01 1100 580 005 082	REG INSTR - TRAVEL & MILEAGE INST MUS BMS	0.00	17.73	34.22	0.00	(34.22)	0.00	(34.22)
01 1100 580 005 083	REG INSTR - TRAVEL & MILEAGE GEN MUS BMS	78.00	0.00	9.05	11.60	68.95	0.00	68.95
01 1100 580 006	REG INSTR - TRAVEL & MILEAGE AP	0.00	35.72	62.13	0.00	(62.13)	0.00	(62.13)
01 1100 580 006 001	REG INSTR - TRAVEL & MILEAGE GRADE 1 AP	0.00	900.00	900.00	0.00	(900.00)	0.00	(900.00)
01 1100 580 006 002	REG INSTR - TRAVEL & MILEAGE GRADE 2 AP	0.00	0.00	0.00	0.00	0.00	0.00	0.00
01 1100 580 006 003	REG INSTR - TRAVEL & MILEAGE GRADE 3 AP	0.00	0.00	0.00	0.00	0.00	0.00	0.00
01 1100 580 006 004	REG INSTR - TRAVEL & MILEAGE GRADE 4 AP	0.00	0.00	0.00	0.00	0.00	0.00	0.00
01 1100 580 006 005	REG INSTR - TRAVEL & MILEAGE GRADE 5 AP	0.00	0.00	0.00	0.00	0.00	0.00	0.00
01 1100 580 006 007	REG INSTR - TRAVEL & MILEAGE KDG AP	0.00	0.00	0.00	0.00	0.00	0.00	0.00
01 1100 580 006 060	REG INSTR - TRAVEL & MILEAGE PE AP	0.00	0.00	0.00	0.00	0.00	0.00	0.00
01 1100 580 006 080	REG INSTR - TRAVEL & MILEAGE ART AP	0.00	0.00	0.00	0.00	0.00	0.00	0.00
01 1100 580 006 081	REG INSTR - TRAVEL & MILEAGE VOC MUS AP	0.00	0.00	0.00	0.00	0.00	0.00	0.00
01 1100 580 006 082	REG INSTR - TRAVEL & MILEAGE INST MUS AP	0.00	0.00	0.00	0.00	0.00	0.00	0.00
01 1100 580 007	REG INSTR - TRAVEL & MILEAGE SE	702.00	0.00	0.00	0.00	702.00	0.00	702.00
01 1100 580 007 001	REG INSTR - TRAVEL & MILEAGE GRADE 1 SE	0.00	0.00	0.00	0.00	0.00	0.00	0.00
01 1100 580 007 002	REG INSTR - TRAVEL & MILEAGE GRADE 2 SE	0.00	0.00	0.00	0.00	0.00	0.00	0.00
01 1100 580 007 003	REG INSTR - TRAVEL & MILEAGE GRADE 3 SE	0.00	0.00	0.00	0.00	0.00	0.00	0.00
01 1100 580 007 004	REG INSTR - TRAVEL & MILEAGE GRADE 4 SE	0.00	0.00	0.00	0.00	0.00	0.00	0.00
01 1100 580 007 005	REG INSTR - TRAVEL & MILEAGE GRADE 5 SE	0.00	0.00	0.00	0.00	0.00	0.00	0.00
01 1100 580 007 007	REG INSTR - TRAVEL & MILEAGE KDG SE	0.00	0.00	0.00	0.00	0.00	0.00	0.00
01 1100 580 007 060	REG INSTR - TRAVEL & MILEAGE PE SE	0.00	0.00	0.00	0.00	0.00	0.00	0.00
01 1100 580 007 080	REG INSTR - TRAVEL & MILEAGE ART SE	0.00	0.00	0.00	0.00	0.00	0.00	0.00
01 1100 580 007 081	REG INSTR - TRAVEL & MILEAGE VOC MUS SE	0.00	0.00	0.00	0.00	0.00	0.00	0.00
01 1100 580 007 082	REG INSTR - TRAVEL & MILEAGE INST MUS SE	0.00	0.00	0.00	0.00	0.00	0.00	0.00
01 1100 580 008	REG INSTR - TRAVEL & MILEAGE BSMS	714.00	0.00	0.00	0.00	714.00	0.00	714.00
01 1100 580 008 015	REG INSTR - TRAVEL & MILEAGE ENGLISH BSMS	0.00	0.00	0.00	0.00	0.00	0.00	0.00
01 1100 580 008 018	REG INSTR - TRAVEL & MILEAGE READING BSMS	0.00	0.00	0.00	0.00	0.00	0.00	0.00
01 1100 580 008 019	REG INSTR - TRAVEL & MILEAGE SPEECH BSMS	0.00	0.00	0.00	0.00	0.00	0.00	0.00
01 1100 580 008 022	REG INSTR - TRAVEL & MILEAGE LANGUAGE BSMS	0.00	0.00	0.00	0.00	0.00	0.00	0.00
01 1100 580 008 030	REG INSTR - TRAVEL & MILEAGE SOC STUD BSMS	0.00	0.00	0.00	0.00	0.00	0.00	0.00
01 1100 580 008 040	REG INSTR - TRAVEL & MILEAGE MATH BSMS	0.00	0.00	0.00	0.00	0.00	0.00	0.00
01 1100 580 008 050	REG INSTR - TRAVEL & MILEAGE T&L BSMS	52.00	96.51	96.51	185.60	(44.51)	0.00	(44.51)
01 1100 580 008 054	REG INSTR - TRAVEL & MILEAGE COMPUTER BSMS	0.00	0.00	0.00	0.00	0.00	0.00	0.00
01 1100 580 008 060	REG INSTR - TRAVEL & MILEAGE PE BSMS	0.00	0.00	0.00	0.00	0.00	0.00	0.00
01 1100 580 008 070	REG INSTR - TRAVEL & MILEAGE SCIENCE BSMS	0.00	0.00	0.00	0.00	0.00	0.00	0.00
01 1100 580 008 080	REG INSTR - TRAVEL & MILEAGE ART BSMS	0.00	30.54	30.54	0.00	(30.54)	0.00	(30.54)
01 1100 580 008 081	REG INSTR - TRAVEL & MILEAGE VOC MUS BSMS	0.00	0.00	0.00	0.00	0.00	0.00	0.00
01 1100 580 008 082	REG INSTR - TRAVEL & MILEAGE INST MUS BSMS	0.00	17.74	34.23	0.00	(34.23)	0.00	(34.23)
01 1100 580 008 083	REG INSTR - TRAVEL & MILEAGE GEN MUS BSMS	78.00	0.00	9.04	11.59	68.96	0.00	68.96
01 1100 590 001	REG INSTR - PURCHASED SERVICES BHS	27,633.00	0.00	1,250.00	4.52	26,383.00	0.00	26,383.00
01 1100 590 002	REG INSTR - PURCHASED SERVICES BE	0.00	0.00	0.00	0.00	0.00	0.00	0.00
01 1100 590 003	REG INSTR - PURCHASED SERVICES PC	0.00	17.58	17.58	0.00	(17.58)	0.00	(17.58)
01 1100 590 004	REG INSTR - PURCHASED SERVICES HE	0.00	0.00	0.00	0.00	0.00	0.00	0.00
01 1100 590 005	REG INSTR - PURCHASED SERVICES BMS	0.00	0.00	0.00	0.00	0.00	0.00	0.00
01 1100 590 006	REG INSTR - PURCHASED SERVICES AP	0.00	0.00	0.00	0.00	0.00	0.00	0.00
01 1100 590 007	REG INSTR - PURCHASED SERVICES SE	0.00	11.96	11.96	0.00	(11.96)	111.33	(123.29)
01 1100 590 008	REG INSTR - PURCHASED SERVICES BSMS	0.00	0.00	0.00	0.00	0.00	0.00	0.00
01 1100 610 000	REG INSTR - SUPPLIES DISTRICT	68,044.00	6,999.04	7,137.44	10.49	60,906.56	0.00	60,906.56
01 1100 610 000 611	REG INSTR - TESTING SUPPLIES DISTRICT	36,238.00	0.00	0.00	0.00	36,238.00	0.00	36,238.00
01 1100 610 001	REG INSTR - SUPPLIES BHS	12,312.00	(82.62)	156.87	2.63	12,155.13	166.40	11,988.73
01 1100 610 001 015	REG INSTR - SUPPLIES ENGLISH BHS	3,784.00	0.00	0.00	0.00	3,784.00	0.00	3,784.00
01 1100 610 001 016	REG INSTR - SUPPLIES JOURNALISM BHS	0.00	0.00	0.00	0.00	0.00	0.00	0.00
01 1100 610 001 017	REG INSTR - SUPPLIES ONE-ACT BHS	0.00	0.00	0.00	0.00	0.00	0.00	0.00

Account Number	Account Description	Revised Budget	Expended During Month	Expenditures to Date	% of Budget	Balance at EOM	P/ O Outstanding	Unencumbered Balance
01 1100 610 001 020	REG INSTR - SUPPLIES SPANISH BHS	3,289.00	165.28	165.28	5.54	3,123.72	16.97	3,106.75
01 1100 610 001 021	REG INSTR - SUPPLIES FRENCH BHS	761.00	0.00	0.00	0.00	761.00	0.00	761.00
01 1100 610 001 030	REG INSTR - SUPPLIES SOC STUD BHS	2,443.00	52.50	259.79	10.63	2,183.21	0.00	2,183.21
01 1100 610 001 040	REG INSTR - SUPPLIES MATH BHS	6,230.00	75.29	75.29	4.90	6,154.71	230.25	5,924.46
01 1100 610 001 050	REG INSTR - SUPPLIES VOCATIONAL BHS	0.00	0.00	0.00	0.00	0.00	0.00	0.00
01 1100 610 001 051	REG INSTR - SUPPLIES BUSINESS BHS	1,889.00	0.00	28.11	1.49	1,860.89	0.00	1,860.89
01 1100 610 001 052	REG INSTR - SUPPLIES IND TECH BHS	5,940.00	245.93	1,807.43	31.44	4,132.57	60.11	4,072.46
01 1100 610 001 053	REG INSTR - SUPPLIES FCS BHS	8,970.00	790.92	881.16	9.95	8,088.84	10.98	8,077.86
01 1100 610 001 060	REG INSTR - SUPPLIES PE BHS	2,960.00	0.00	592.96	21.97	2,367.04	57.35	2,309.69
01 1100 610 001 070	REG INSTR - SUPPLIES SCIENCE BHS	17,261.00	1,817.13	1,817.13	12.12	15,443.87	274.07	15,169.80
01 1100 610 001 080	REG INSTR - SUPPLIES ART BHS	9,309.00	0.00	0.00	0.00	9,309.00	0.00	9,309.00
01 1100 610 001 081	REG INSTR - SUPPLIES VOCAL MUSIC BHS	387.00	0.00	181.47	46.89	205.53	0.00	205.53
01 1100 610 001 082	REG INSTR - SUPPLIES INSTR MUSIC BHS	13,161.00	2,000.00	2,020.00	16.10	11,141.00	98.28	11,042.72
01 1100 610 001 611	REG INSTR - TESTING SUPPLIES BHS	45.00	0.00	0.00	0.00	45.00	0.00	45.00
01 1100 610 002	REG INSTR - SUPPLIES BE	10,474.00	258.48	1,108.92	13.57	9,365.08	312.00	9,053.08
01 1100 610 002 001	REG INSTR - SUPPLIES 1ST GRADE BE	715.00	171.56	171.56	27.78	543.44	27.04	516.40
01 1100 610 002 002	REG INSTR - SUPPLIES 2ND GRADE BE	617.00	0.00	0.00	0.00	617.00	0.00	617.00
01 1100 610 002 003	REG INSTR - SUPPLIES 3RD GRADE BE	766.00	16.99	16.99	2.22	749.01	0.00	749.01
01 1100 610 002 004	REG INSTR - SUPPLIES 4TH GRADE BE	1,209.00	0.00	0.00	0.00	1,209.00	0.00	1,209.00
01 1100 610 002 005	REG INSTR - SUPPLIES 5TH GRADE BE	967.00	78.45	78.45	8.11	888.55	0.00	888.55
01 1100 610 002 007	REG INSTR - SUPPLIES KDG BE	858.00	0.00	0.00	0.00	858.00	0.00	858.00
01 1100 610 002 020	REG INSTR - SUPPLIES SPANISH BE	0.00	0.00	0.00	0.00	0.00	0.00	0.00
01 1100 610 002 060	REG INSTR - SUPPLIES PE BE	0.00	0.00	0.00	0.00	0.00	0.00	0.00
01 1100 610 002 080	REG INSTR - SUPPLIES ART BE	3,928.00	0.00	117.54	2.99	3,810.46	0.00	3,810.46
01 1100 610 002 081	REG INSTR - SUPPLIES VOCAL MUSIC BE	4,394.00	317.60	599.79	13.65	3,794.21	0.00	3,794.21
01 1100 610 002 082	REG INSTR - SUPPLIES INSTR MUSIC BE	0.00	0.00	0.00	0.00	0.00	0.00	0.00
01 1100 610 002 611	REG INSTR - TESTING SUPPLIES BE	0.00	0.00	0.00	0.00	0.00	0.00	0.00
01 1100 610 003	REG INSTR - SUPPLIES PC	6,438.00	48.61	1,416.44	23.82	5,021.56	117.19	4,904.37
01 1100 610 003 001	REG INSTR - SUPPLIES 1ST GRADE PC	831.00	0.00	0.00	0.00	831.00	0.00	831.00
01 1100 610 003 002	REG INSTR - SUPPLIES 2ND GRADE PC	1,046.00	0.00	0.00	0.00	1,046.00	0.00	1,046.00
01 1100 610 003 003	REG INSTR - SUPPLIES 3RD GRADE PC	1,145.00	0.00	132.99	11.61	1,012.01	0.00	1,012.01
01 1100 610 003 004	REG INSTR - SUPPLIES 4TH GRADE PC	1,156.00	0.00	0.00	0.00	1,156.00	0.00	1,156.00
01 1100 610 003 005	REG INSTR - SUPPLIES 5TH GRADE PC	1,038.00	0.00	0.00	0.00	1,038.00	0.00	1,038.00
01 1100 610 003 007	REG INSTR - SUPPLIES KDG PC	767.00	0.00	0.00	0.00	767.00	0.00	767.00
01 1100 610 003 020	REG INSTR - SUPPLIES SPANISH PC	0.00	0.00	0.00	0.00	0.00	0.00	0.00
01 1100 610 003 060	REG INSTR - SUPPLIES PE PC	706.00	0.00	48.88	6.92	657.12	0.00	657.12
01 1100 610 003 080	REG INSTR - SUPPLIES ART PC	1,091.00	0.00	93.54	8.57	997.46	0.00	997.46
01 1100 610 003 081	REG INSTR - SUPPLIES VOCAL MUSIC PC	1,338.00	0.00	0.00	0.00	1,338.00	0.00	1,338.00
01 1100 610 003 082	REG INSTR - SUPPLIES INSTR MUSIC PC	0.00	0.00	0.00	0.00	0.00	0.00	0.00
01 1100 610 003 611	REG INSTR - TESTING SUPPLIES PC	0.00	0.00	0.00	0.00	0.00	0.00	0.00
01 1100 610 004	REG INSTR - SUPPLIES HE	5,324.00	0.00	578.87	14.21	4,745.13	177.60	4,567.53
01 1100 610 004 001	REG INSTR - SUPPLIES 1ST GRADE HE	2,002.00	182.96	182.96	10.09	1,819.04	18.99	1,800.05
01 1100 610 004 002	REG INSTR - SUPPLIES 2ND GRADE HE	1,073.00	0.00	0.00	0.00	1,073.00	0.00	1,073.00
01 1100 610 004 003	REG INSTR - SUPPLIES 3RD GRADE HE	1,084.00	0.00	0.00	0.00	1,084.00	0.00	1,084.00
01 1100 610 004 004	REG INSTR - SUPPLIES 4TH GRADE HE	1,931.00	0.00	0.00	0.00	1,931.00	0.00	1,931.00
01 1100 610 004 005	REG INSTR - SUPPLIES 5TH GRADE HE	1,400.00	0.00	0.00	0.00	1,400.00	0.00	1,400.00
01 1100 610 004 007	REG INSTR - SUPPLIES KDG HE	1,211.00	0.00	0.00	0.00	1,211.00	0.00	1,211.00
01 1100 610 004 020	REG INSTR - SUPPLIES SPANISH HE	0.00	0.00	0.00	0.00	0.00	0.00	0.00
01 1100 610 004 060	REG INSTR - SUPPLIES PE HE	1,652.00	0.00	0.00	0.00	1,652.00	0.00	1,652.00
01 1100 610 004 080	REG INSTR - SUPPLIES ART HE	2,804.00	78.78	231.71	8.74	2,572.29	13.49	2,558.80
01 1100 610 004 081	REG INSTR - SUPPLIES VOCAL MUSIC HE	1,447.00	0.00	143.00	26.57	1,304.00	241.50	1,062.50
01 1100 610 004 082	REG INSTR - SUPPLIES INSTR MUSIC HE	0.00	0.00	0.00	0.00	0.00	0.00	0.00
01 1100 610 004 611	REG INSTR - TESTING SUPPLIES HE	0.00	0.00	0.00	0.00	0.00	0.00	0.00
01 1100 610 005	REG INSTR - SUPPLIES BMS	8,054.00	126.36	132.48	37.01	7,921.52	2,848.40	5,073.12
01 1100 610 005 015	REG INSTR - SUPPLIES ENGLISH BMS	1,569.00	135.63	135.63	8.64	1,433.37	0.00	1,433.37

Account Number	Account Description	Revised Budget	Expended During Month	Expenditures to Date	% of Budget	Balance at EOM	P/ O Outstanding	Unencumbered Balance
01 1100 610 005 018	REG INSTR - SUPPLIES READING BMS	1,592.00	154.17	154.17	9.68	1,437.83	0.00	1,437.83
01 1100 610 005 019	REG INSTR - SUPPLIES SPEECH/DRAMA BMS	227.00	0.00	0.00	0.00	227.00	0.00	227.00
01 1100 610 005 022	REG INSTR - SUPPLIES WORLD LANG BMS	1,432.00	0.00	0.00	0.00	1,432.00	0.00	1,432.00
01 1100 610 005 030	REG INSTR - SUPPLIES SOC STUD BMS	1,747.00	282.99	282.99	16.20	1,464.01	0.00	1,464.01
01 1100 610 005 040	REG INSTR - SUPPLIES MATH BMS	6,546.00	129.80	129.80	2.30	6,416.20	20.80	6,395.40
01 1100 610 005 050	REG INSTR - SUPPLIES T&L BMS	9,506.00	0.00	260.25	3.65	9,245.75	86.70	9,159.05
01 1100 610 005 054	REG INSTR - SUPPLIES COMPUTERS BMS	0.00	0.00	0.00	0.00	0.00	0.00	0.00
01 1100 610 005 060	REG INSTR - SUPPLIES PE/HEALTH BMS	458.00	630.08	630.08	137.57	(172.08)	0.00	(172.08)
01 1100 610 005 070	REG INSTR - SUPPLIES SCIENCE BMS	4,333.00	977.25	1,050.42	28.20	3,282.58	171.29	3,111.29
01 1100 610 005 080	REG INSTR - SUPPLIES ART BMS	3,737.00	85.77	142.57	4.31	3,594.43	18.46	3,575.97
01 1100 610 005 081	REG INSTR - SUPPLIES VOCAL MUSIC BMS	225.00	0.00	0.00	0.00	225.00	0.00	225.00
01 1100 610 005 082	REG INSTR - SUPPLIES INSTR MUSIC BMS	2,185.00	142.62	142.62	6.53	2,042.38	0.00	2,042.38
01 1100 610 005 083	REG INSTR - SUPPLIES GENERAL MUSIC BMS	263.00	8.29	8.29	3.15	254.71	0.00	254.71
01 1100 610 005 611	REG INSTR - TESTING SUPPLIES BMS	0.00	0.00	0.00	0.00	0.00	0.00	0.00
01 1100 610 006	REG INSTR - SUPPLIES AP	10,354.00	890.05	2,195.34	23.86	8,158.66	275.00	7,883.66
01 1100 610 006 001	REG INSTR - SUPPLIES 1ST GRADE AP	825.00	0.00	0.00	0.00	825.00	0.00	825.00
01 1100 610 006 002	REG INSTR - SUPPLIES 2ND GRADE AP	797.00	0.00	0.00	0.00	797.00	0.00	797.00
01 1100 610 006 003	REG INSTR - SUPPLIES 3RD GRADE AP	920.00	0.00	0.00	0.00	920.00	0.00	920.00
01 1100 610 006 004	REG INSTR - SUPPLIES 4TH GRADE AP	679.00	0.00	0.00	0.00	679.00	0.00	679.00
01 1100 610 006 005	REG INSTR - SUPPLIES 5TH GRADE AP	814.00	0.00	0.00	0.00	814.00	0.00	814.00
01 1100 610 006 007	REG INSTR - SUPPLIES KDG AP	806.00	0.00	0.00	0.00	806.00	0.00	806.00
01 1100 610 006 020	REG INSTR - SUPPLIES SPANISH AP	0.00	0.00	0.00	0.00	0.00	0.00	0.00
01 1100 610 006 060	REG INSTR - SUPPLIES PE AP	641.00	49.88	567.93	88.60	73.07	0.00	73.07
01 1100 610 006 080	REG INSTR - SUPPLIES ART AP	1,460.00	97.12	97.12	6.65	1,362.88	0.00	1,362.88
01 1100 610 006 081	REG INSTR - SUPPLIES VOCAL MUSIC AP	738.00	0.00	32.83	6.12	705.17	12.33	692.84
01 1100 610 006 082	REG INSTR - SUPPLIES INSTR MUSIC AP	0.00	0.00	0.00	0.00	0.00	0.00	0.00
01 1100 610 006 611	REG INSTR - TESTING SUPPLIES AP	0.00	0.00	0.00	0.00	0.00	0.00	0.00
01 1100 610 007	REG INSTR - SUPPLIES SE	11,373.00	149.96	272.80	3.13	11,100.20	83.20	11,017.00
01 1100 610 007 001	REG INSTR - SUPPLIES 1ST GRADE SE	581.00	0.00	0.00	0.00	581.00	0.00	581.00
01 1100 610 007 002	REG INSTR - SUPPLIES 2ND GRADE SE	946.00	61.85	61.85	6.54	884.15	0.00	884.15
01 1100 610 007 003	REG INSTR - SUPPLIES 3RD GRADE SE	649.00	0.00	0.00	18.89	649.00	122.57	526.43
01 1100 610 007 004	REG INSTR - SUPPLIES 4TH GRADE SE	1,268.00	0.00	0.00	0.00	1,268.00	0.00	1,268.00
01 1100 610 007 005	REG INSTR - SUPPLIES 5TH GRADE SE	235.00	0.00	0.00	18.29	235.00	42.98	192.02
01 1100 610 007 007	REG INSTR - SUPPLIES KDG SE	649.00	0.00	0.00	0.00	649.00	0.00	649.00
01 1100 610 007 020	REG INSTR - SUPPLIES SPANISH SE	0.00	0.00	0.00	0.00	0.00	0.00	0.00
01 1100 610 007 060	REG INSTR - SUPPLIES PE SE	998.00	0.00	0.00	0.00	998.00	0.00	998.00
01 1100 610 007 080	REG INSTR - SUPPLIES ART SE	2,434.00	0.00	222.66	9.15	2,211.34	0.00	2,211.34
01 1100 610 007 081	REG INSTR - SUPPLIES VOCAL MUSIC SE	343.00	16.36	16.36	4.77	326.64	0.00	326.64
01 1100 610 007 082	REG INSTR - SUPPLIES INSTR MUSIC SE	0.00	0.00	0.00	0.00	0.00	0.00	0.00
01 1100 610 007 611	REG INSTR - TESTING SUPPLIES SE	0.00	0.00	0.00	0.00	0.00	0.00	0.00
01 1100 610 008	REG INSTR - SUPPLIES BSMS	8,716.00	39.77	39.77	27.35	8,676.23	2,344.16	6,332.07
01 1100 610 008 015	REG INSTR - SUPPLIES ENGLISH BSMS	526.00	0.00	0.00	6.03	526.00	31.70	494.30
01 1100 610 008 018	REG INSTR - SUPPLIES READING BSMS	1,488.00	18.98	50.94	5.50	1,437.06	30.92	1,406.14
01 1100 610 008 019	REG INSTR - SUPPLIES SPEECH/DRAMA BSMS	1,498.00	0.00	0.00	0.00	1,498.00	0.00	1,498.00
01 1100 610 008 022	REG INSTR - SUPPLIES WORLD LANG BSMS	525.00	0.00	0.00	0.00	525.00	0.00	525.00
01 1100 610 008 030	REG INSTR - SUPPLIES SOC STUD BSMS	1,763.00	337.44	337.44	20.00	1,425.56	15.20	1,410.36
01 1100 610 008 040	REG INSTR - SUPPLIES MATH BSMS	1,052.00	0.00	0.00	0.00	1,052.00	0.00	1,052.00
01 1100 610 008 050	REG INSTR - SUPPLIES T&L BSMS	14,924.00	672.28	889.12	5.96	14,034.88	0.00	14,034.88
01 1100 610 008 054	REG INSTR - SUPPLIES COMPUTERS BSMS	1,140.00	164.69	164.69	17.25	975.31	31.99	943.32
01 1100 610 008 060	REG INSTR - SUPPLIES PE/HEALTH BSMS	4,353.00	180.58	180.58	4.15	4,172.42	0.00	4,172.42
01 1100 610 008 070	REG INSTR - SUPPLIES SCIENCE BSMS	4,862.00	2,038.97	2,152.63	46.41	2,709.37	104.00	2,605.37
01 1100 610 008 080	REG INSTR - SUPPLIES ART BSMS	4,812.00	234.14	1,161.99	24.15	3,650.01	0.00	3,650.01
01 1100 610 008 081	REG INSTR - SUPPLIES VOCAL MUSIC BSMS	212.00	0.00	0.00	0.00	212.00	0.00	212.00
01 1100 610 008 082	REG INSTR - SUPPLIES INSTR MUSIC BSMS	3,569.00	877.04	912.01	25.55	2,656.99	0.00	2,656.99
01 1100 610 008 083	REG INSTR - SUPPLIES GENERAL MUSIC BSMS	1,315.00	0.00	0.00	6.54	1,315.00	85.95	1,229.05

Account Number	Account Description	Revised Budget	Expended During Month	Expenditures to Date	% of Budget	Balance at EOM	P/ O Outstanding	Unencumbered Balance
01 1100 610 008 611	REG INSTR - TESTING SUPPLIES BSMS	0.00	0.00	0.00	0.00	0.00	0.00	0.00
01 1100 640 000	REG INSTR - BOOKS & PERIODICALS DISTRICT	1,099,829.00	0.00	0.00	0.00	1,099,829.00	0.00	1,099,829.00
01 1100 640 001	REG INSTR - BOOKS & PERIODICALS BHS	45,810.00	0.00	0.00	0.00	45,810.00	0.00	45,810.00
01 1100 640 001 015	REG INSTR - BOOKS & PER ENGLISH BHS	6,504.00	8,912.10	8,966.78	137.94	(2,462.78)	5.10	(2,467.88)
01 1100 640 001 016	REG INSTR - BOOKS & PER JOURN BHS	0.00	0.00	0.00	0.00	0.00	0.00	0.00
01 1100 640 001 017	REG INSTR - BOOKS & PER ONE-ACT BHS	0.00	0.00	0.00	0.00	0.00	0.00	0.00
01 1100 640 001 020	REG INSTR - BOOKS & PER SPANISH BHS	0.00	0.00	0.00	0.00	0.00	21.85	(21.85)
01 1100 640 001 021	REG INSTR - BOOKS & PER FRENCH BHS	413.00	0.00	0.00	0.00	413.00	0.00	413.00
01 1100 640 001 030	REG INSTR - BOOKS & PER SOC STUD BHS	0.00	0.00	854.10	0.00	(854.10)	0.00	(854.10)
01 1100 640 001 040	REG INSTR - BOOKS & PER MATH BHS	995.00	0.00	345.00	34.67	650.00	0.00	650.00
01 1100 640 001 050	REG INSTR - BOOKS & PER VOCATIONAL BHS	0.00	0.00	0.00	0.00	0.00	0.00	0.00
01 1100 640 001 051	REG INSTR - BOOKS & PER BUSINESS BHS	1,782.00	0.00	0.00	0.00	1,782.00	0.00	1,782.00
01 1100 640 001 052	REG INSTR - BOOKS & PER IND TECH BHS	180.00	0.00	0.00	0.00	180.00	0.00	180.00
01 1100 640 001 053	REG INSTR - BOOKS & PER FCS BHS	0.00	0.00	353.53	0.00	(353.53)	0.00	(353.53)
01 1100 640 001 060	REG INSTR - BOOKS & PER PE BHS	0.00	0.00	0.00	0.00	0.00	0.00	0.00
01 1100 640 001 070	REG INSTR - BOOKS & PER SCIENCE BHS	0.00	0.00	0.00	0.00	0.00	0.00	0.00
01 1100 640 001 080	REG INSTR - BOOKS & PER ART BHS	0.00	0.00	0.00	0.00	0.00	0.00	0.00
01 1100 640 001 081	REG INSTR - BOOKS & PER VOCAL MUSIC BHS	1,976.00	0.00	698.96	37.50	1,277.04	42.09	1,234.95
01 1100 640 001 082	REG INSTR - INSTR SHEET MUSIC BHS	3,194.00	0.00	0.00	0.00	3,194.00	0.00	3,194.00
01 1100 640 002	REG INSTR - BOOKS & PERIODICALS BE	5,943.00	526.75	526.75	8.86	5,416.25	0.00	5,416.25
01 1100 640 002 001	REG INSTR - BOOKS & PER 1ST GRADE BE	0.00	0.00	0.00	0.00	0.00	0.00	0.00
01 1100 640 002 002	REG INSTR - BOOKS & PER 2ND GRADE BE	0.00	0.00	0.00	0.00	0.00	0.00	0.00
01 1100 640 002 003	REG INSTR - BOOKS & PER 3RD GRADE BE	0.00	0.00	0.00	0.00	0.00	0.00	0.00
01 1100 640 002 004	REG INSTR - BOOKS & PER 4TH GRADE BE	243.00	0.00	0.00	0.00	243.00	0.00	243.00
01 1100 640 002 005	REG INSTR - BOOKS & PER 5TH GRADE BE	0.00	0.00	0.00	0.00	0.00	0.00	0.00
01 1100 640 002 007	REG INSTR - BOOKS & PER KDG BE	0.00	0.00	0.00	0.00	0.00	0.00	0.00
01 1100 640 002 020	REG INSTR - BOOKS & PER SPANISH BE	0.00	0.00	0.00	0.00	0.00	0.00	0.00
01 1100 640 002 080	REG INSTR - BOOKS & PER ART BE	0.00	0.00	0.00	0.00	0.00	0.00	0.00
01 1100 640 002 081	REG INSTR - BOOKS & PER VOCAL MUSIC BE	0.00	0.00	0.00	0.00	0.00	0.00	0.00
01 1100 640 002 082	REG INSTR - INSTR SHEET MUSIC BE	0.00	0.00	0.00	0.00	0.00	0.00	0.00
01 1100 640 003	REG INSTR - BOOKS & PERIODICALS PC	879.00	0.00	0.00	0.00	879.00	0.00	879.00
01 1100 640 003 001	REG INSTR - BOOKS & PER 1ST GRADE PC	0.00	0.00	0.00	0.00	0.00	0.00	0.00
01 1100 640 003 002	REG INSTR - BOOKS & PER 2ND GRADE PC	0.00	0.00	0.00	0.00	0.00	0.00	0.00
01 1100 640 003 003	REG INSTR - BOOKS & PER 3RD GRADE PC	0.00	0.00	0.00	0.00	0.00	0.00	0.00
01 1100 640 003 004	REG INSTR - BOOKS & PER 4TH GRADE PC	243.00	0.00	0.00	0.00	243.00	0.00	243.00
01 1100 640 003 005	REG INSTR - BOOKS & PER 5TH GRADE PC	0.00	0.00	0.00	0.00	0.00	0.00	0.00
01 1100 640 003 007	REG INSTR - BOOKS & PER KDG PC	0.00	0.00	0.00	0.00	0.00	0.00	0.00
01 1100 640 003 020	REG INSTR - BOOKS & PER SPANISH PC	0.00	0.00	0.00	0.00	0.00	0.00	0.00
01 1100 640 003 080	REG INSTR - BOOKS & PER ART PC	0.00	0.00	0.00	0.00	0.00	0.00	0.00
01 1100 640 003 081	REG INSTR - BOOKS & PER VOCAL MUSIC PC	0.00	0.00	0.00	0.00	0.00	0.00	0.00
01 1100 640 003 082	REG INSTR - INSTR SHEET MUSIC PC	0.00	0.00	0.00	0.00	0.00	0.00	0.00
01 1100 640 004	REG INSTR - BOOKS & PERIODICALS HE	100.00	1,969.00	1,969.00	1,969.00	(1,869.00)	0.00	(1,869.00)
01 1100 640 004 001	REG INSTR - BOOKS & PER 1ST GRADE HE	666.00	0.00	0.00	0.00	666.00	0.00	666.00
01 1100 640 004 002	REG INSTR - BOOKS & PER 2ND GRADE HE	0.00	0.00	0.00	0.00	0.00	0.00	0.00
01 1100 640 004 003	REG INSTR - BOOKS & PER 3RD GRADE HE	0.00	0.00	0.00	0.00	0.00	0.00	0.00
01 1100 640 004 004	REG INSTR - BOOKS & PER 4TH GRADE HE	243.00	0.00	0.00	0.00	243.00	0.00	243.00
01 1100 640 004 005	REG INSTR - BOOKS & PER 5TH GRADE HE	0.00	0.00	0.00	0.00	0.00	0.00	0.00
01 1100 640 004 007	REG INSTR - BOOKS & PER KDG HE	0.00	0.00	0.00	0.00	0.00	19.77	(19.77)
01 1100 640 004 020	REG INSTR - BOOKS & PER SPANISH HE	0.00	0.00	0.00	0.00	0.00	0.00	0.00
01 1100 640 004 080	REG INSTR - BOOKS & PER ART HE	0.00	0.00	0.00	0.00	0.00	0.00	0.00
01 1100 640 004 081	REG INSTR - BOOKS & PER VOCAL MUSIC HE	0.00	0.00	0.00	0.00	0.00	0.00	0.00
01 1100 640 004 082	REG INSTR - INSTR SHEET MUSIC HE	0.00	0.00	0.00	0.00	0.00	0.00	0.00
01 1100 640 005	REG INSTR - BOOKS & PERIODICALS BMS	222.00	0.00	0.00	0.00	222.00	0.00	222.00
01 1100 640 005 015	REG INSTR - BOOKS & PER ENGLISH BMS	0.00	0.00	0.00	0.00	0.00	0.00	0.00
01 1100 640 005 018	REG INSTR - BOOKS & PER READING BMS	719.00	0.00	0.00	0.00	719.00	0.00	719.00

Account Number	Account Description	Revised Budget	Expended During Month	Expenditures to Date	% of Budget	Balance at EOM	P/ O Outstanding	Unencumbered Balance
01 1100 640 005 019	REG INSTR - BOOKS & PER SPEECH/DRAMA BMS	0.00	0.00	0.00	0.00	0.00	0.00	0.00
01 1100 640 005 022	REG INSTR - BOOKS & PER WORLD LANG BMS	0.00	0.00	0.00	0.00	0.00	0.00	0.00
01 1100 640 005 030	REG INSTR - BOOKS & PER SOC STUD BMS	0.00	0.00	0.00	0.00	0.00	0.00	0.00
01 1100 640 005 040	REG INSTR - BOOKS & PER MATH BMS	0.00	0.00	0.00	0.00	0.00	0.00	0.00
01 1100 640 005 050	REG INSTR - BOOKS & PER T&L BMS	0.00	0.00	0.00	0.00	0.00	0.00	0.00
01 1100 640 005 054	REG INSTR - BOOKS & PER COMPUTERS BMS	0.00	0.00	0.00	0.00	0.00	0.00	0.00
01 1100 640 005 060	REG INSTR - BOOKS & PER PE/HEALTH BMS	0.00	0.00	0.00	0.00	0.00	0.00	0.00
01 1100 640 005 070	REG INSTR - BOOKS & PER SCIENCE BMS	272.00	0.00	0.00	0.00	272.00	0.00	272.00
01 1100 640 005 080	REG INSTR - BOOKS & PER ART BMS	0.00	0.00	0.00	0.00	0.00	0.00	0.00
01 1100 640 005 081	REG INSTR - BOOKS & PER VOCAL MUSIC BMS	566.00	0.00	0.00	0.00	566.00	0.00	566.00
01 1100 640 005 082	REG INSTR - INSTR SHEET MUSIC BMS	591.00	(56.00)	(56.00)	(9.48)	647.00	0.00	647.00
01 1100 640 005 083	REG INSTR - BOOKS & PER GEN MUSIC BMS	308.00	0.00	0.00	0.00	308.00	0.00	308.00
01 1100 640 006	REG INSTR - BOOKS & PERIODICALS AP	5,943.00	0.00	0.00	0.00	5,943.00	0.00	5,943.00
01 1100 640 006 001	REG INSTR - BOOKS & PER 1ST GRADE AP	0.00	0.00	0.00	0.00	0.00	0.00	0.00
01 1100 640 006 002	REG INSTR - BOOKS & PER 2ND GRADE AP	0.00	0.00	0.00	0.00	0.00	0.00	0.00
01 1100 640 006 003	REG INSTR - BOOKS & PER 3RD GRADE AP	0.00	0.00	0.00	0.00	0.00	0.00	0.00
01 1100 640 006 004	REG INSTR - BOOKS & PER 4TH GRADE AP	243.00	0.00	0.00	0.00	243.00	0.00	243.00
01 1100 640 006 005	REG INSTR - BOOKS & PER 5TH GRADE AP	0.00	0.00	0.00	0.00	0.00	0.00	0.00
01 1100 640 006 007	REG INSTR - BOOKS & PER KDG AP	0.00	0.00	0.00	0.00	0.00	0.00	0.00
01 1100 640 006 020	REG INSTR - BOOKS & PER SPANISH AP	0.00	0.00	0.00	0.00	0.00	0.00	0.00
01 1100 640 006 080	REG INSTR - BOOKS & PER ART AP	0.00	0.00	0.00	0.00	0.00	0.00	0.00
01 1100 640 006 081	REG INSTR - BOOKS & PER VOCAL MUSIC AP	0.00	0.00	0.00	0.00	0.00	0.00	0.00
01 1100 640 006 082	REG INSTR - INSTR SHEET MUSIC AP	0.00	0.00	0.00	0.00	0.00	0.00	0.00
01 1100 640 007	REG INSTR - BOOKS & PERIODICALS SE	0.00	0.00	0.00	0.00	0.00	0.00	0.00
01 1100 640 007 001	REG INSTR - BOOKS & PER 1ST GRADE SE	0.00	0.00	0.00	0.00	0.00	0.00	0.00
01 1100 640 007 002	REG INSTR - BOOKS & PER 2ND GRADE SE	0.00	0.00	0.00	0.00	0.00	0.00	0.00
01 1100 640 007 003	REG INSTR - BOOKS & PER 3RD GRADE SE	0.00	0.00	0.00	0.00	0.00	0.00	0.00
01 1100 640 007 004	REG INSTR - BOOKS & PER 4TH GRADE SE	243.00	0.00	0.00	0.00	243.00	0.00	243.00
01 1100 640 007 005	REG INSTR - BOOKS & PER 5TH GRADE SE	0.00	0.00	0.00	0.00	0.00	0.00	0.00
01 1100 640 007 007	REG INSTR - BOOKS & PER KDG SE	0.00	0.00	0.00	0.00	0.00	0.00	0.00
01 1100 640 007 020	REG INSTR - BOOKS & PER SPANISH SE	0.00	0.00	0.00	0.00	0.00	0.00	0.00
01 1100 640 007 080	REG INSTR - BOOKS & PER ART SE	0.00	0.00	0.00	0.00	0.00	0.00	0.00
01 1100 640 007 081	REG INSTR - BOOKS & PER VOCAL MUSIC SE	0.00	0.00	0.00	0.00	0.00	0.00	0.00
01 1100 640 007 082	REG INSTR - INSTR SHEET MUSIC SE	0.00	0.00	0.00	0.00	0.00	0.00	0.00
01 1100 640 008	REG INSTR - BOOKS & PERIODICALS BSMS	222.00	0.00	0.00	0.00	222.00	0.00	222.00
01 1100 640 008 015	REG INSTR - BOOKS & PER ENGLISH BSMS	0.00	0.00	0.00	0.00	0.00	0.00	0.00
01 1100 640 008 018	REG INSTR - BOOKS & PER READING BSMS	1,745.00	0.00	0.00	0.00	1,745.00	0.00	1,745.00
01 1100 640 008 019	REG INSTR - BOOKS & PER SPEECH/DRAMA BSMS	304.00	0.00	0.00	0.00	304.00	0.00	304.00
01 1100 640 008 022	REG INSTR - BOOKS & PER WORLD LANG BSMS	0.00	0.00	0.00	0.00	0.00	0.00	0.00
01 1100 640 008 030	REG INSTR - BOOKS & PER SOC STUD BSMS	5,444.00	0.00	0.00	0.00	5,444.00	0.00	5,444.00
01 1100 640 008 040	REG INSTR - BOOKS & PER MATH BSMS	0.00	0.00	0.00	0.00	0.00	0.00	0.00
01 1100 640 008 050	REG INSTR - BOOKS & PER T&L BSMS	0.00	0.00	0.00	0.00	0.00	0.00	0.00
01 1100 640 008 054	REG INSTR - BOOKS & PER COMPUTERS BSMS	0.00	0.00	0.00	0.00	0.00	0.00	0.00
01 1100 640 008 060	REG INSTR - BOOKS & PER PE/HEALTH BSMS	0.00	0.00	0.00	0.00	0.00	0.00	0.00
01 1100 640 008 070	REG INSTR - BOOKS & PER SCIENCE BSMS	0.00	0.00	0.00	0.00	0.00	0.00	0.00
01 1100 640 008 080	REG INSTR - BOOKS & PER ART BSMS	0.00	0.00	0.00	0.00	0.00	0.00	0.00
01 1100 640 008 081	REG INSTR - BOOKS & PER VOCAL MUSIC BSMS	1,075.00	0.00	0.00	10.69	1,075.00	114.90	960.10
01 1100 640 008 082	REG INSTR - INSTR SHEET MUSIC BSMS	443.00	0.00	0.00	0.00	443.00	0.00	443.00
01 1100 640 008 083	REG INSTR - BOOKS & PER GEN MUSIC BSMS	0.00	0.00	0.00	0.00	0.00	0.00	0.00
01 1100 650 000	REG INSTR - SUPPLIES TECH-REL DIST	2,377.00	8.99	8.99	0.38	2,368.01	0.00	2,368.01
01 1100 650 001	REG INSTR - SUPPLIES TECH-REL BHS	0.00	0.00	0.00	0.00	0.00	0.00	0.00
01 1100 650 001 016	REG INSTR - SUPPLIES TECH-REL JOURN BHS	0.00	0.00	0.00	0.00	0.00	0.00	0.00
01 1100 650 001 017	REG INSTR - SUPPLIES TECH-REL ONE-ACT BHS	0.00	0.00	0.00	0.00	0.00	0.00	0.00
01 1100 650 001 020	REG INSTR - SUPPLIES TECH-REL SPANISH BHS	0.00	0.00	0.00	0.00	0.00	0.00	0.00
01 1100 650 001 021	REG INSTR - SUPPLIES TECH-REL FRENCH BHS	0.00	0.00	0.00	0.00	0.00	0.00	0.00

Account Number	Account Description	Revised Budget	Expended During Month	Expenditures to Date	% of Budget	Balance at EOM	P/ O Outstanding	Unencumbered Balance
01 1100 650 001 030	REG INSTR - SUPPLIES TECH-RELSOC STUD BHS	0.00	0.00	0.00	0.00	0.00	0.00	0.00
01 1100 650 001 040	REG INSTR - SUPPLIES TECH-REL MATH BHS	83.00	0.00	0.00	0.00	83.00	0.00	83.00
01 1100 650 001 050	REG INSTR - SUPPLIES TECH-REL VOCAT BHS	0.00	0.00	0.00	0.00	0.00	0.00	0.00
01 1100 650 001 052	REG INSTR - SUPPLIES TECH-REL IND TCH BHS	0.00	0.00	0.00	0.00	0.00	0.00	0.00
01 1100 650 001 053	REG INSTR - SUPPLIES TECH-REL FCS BHS	0.00	0.00	0.00	0.00	0.00	0.00	0.00
01 1100 650 001 070	REG INSTR - SUPPLIES TECH-REL SCIENCE BHS	0.00	0.00	0.00	0.00	0.00	0.00	0.00
01 1100 650 001 080	REG INSTR - SUPPLIES TECH-REL ART BHS	0.00	0.00	0.00	0.00	0.00	0.00	0.00
01 1100 650 001 081	REG INSTR - SUPPLIES TECH-REL VOC MUS BHS	0.00	0.00	0.00	0.00	0.00	0.00	0.00
01 1100 650 001 082	REG INSTR - SUPPLIES TECH-REL INS MUS BHS	0.00	0.00	0.00	0.00	0.00	0.00	0.00
01 1100 650 002	REG INSTR - SUPPLIES TECH-REL BE	4,666.00	0.00	0.00	0.00	4,666.00	0.00	4,666.00
01 1100 650 002 001	REG INSTR - SUPPLIES TECH-REL 1 GRADE BE	0.00	0.00	0.00	0.00	0.00	0.00	0.00
01 1100 650 002 002	REG INSTR - SUPPLIES TECH-REL 2 GRADE BE	0.00	0.00	0.00	0.00	0.00	0.00	0.00
01 1100 650 002 003	REG INSTR - SUPPLIES TECH-REL 3 GRADE BE	0.00	0.00	0.00	0.00	0.00	0.00	0.00
01 1100 650 002 004	REG INSTR - SUPPLIES TECH-REL 4 GRADE BE	0.00	0.00	0.00	0.00	0.00	0.00	0.00
01 1100 650 002 005	REG INSTR - SUPPLIES TECH-REL 5 GRADE BE	0.00	0.00	0.00	0.00	0.00	0.00	0.00
01 1100 650 002 080	REG INSTR - SUPPLIES TECH-REL ART BE	0.00	0.00	0.00	0.00	0.00	0.00	0.00
01 1100 650 002 081	REG INSTR - SUPPLIES TECH-REL VOC MUS BE	0.00	0.00	0.00	0.00	0.00	0.00	0.00
01 1100 650 002 082	REG INSTR - SUPPLIES TECH-REL INS MUS BE	0.00	0.00	0.00	0.00	0.00	0.00	0.00
01 1100 650 003	REG INSTR - SUPPLIES TECH-REL PC	1,872.00	0.00	0.00	0.00	1,872.00	0.00	1,872.00
01 1100 650 003 001	REG INSTR - SUPPLIES TECH-REL 1 GRADE PC	0.00	0.00	0.00	0.00	0.00	0.00	0.00
01 1100 650 003 002	REG INSTR - SUPPLIES TECH-REL 2 GRADE PC	0.00	0.00	0.00	0.00	0.00	0.00	0.00
01 1100 650 003 003	REG INSTR - SUPPLIES TECH-REL 3 GRADE PC	0.00	0.00	0.00	0.00	0.00	0.00	0.00
01 1100 650 003 004	REG INSTR - SUPPLIES TECH-REL 4 GRADE PC	0.00	0.00	0.00	0.00	0.00	0.00	0.00
01 1100 650 003 005	REG INSTR - SUPPLIES TECH-REL 5 GRADE PC	0.00	0.00	0.00	0.00	0.00	0.00	0.00
01 1100 650 003 007	REG INSTR - SUPPLIES TECH-REL KDG PC	0.00	0.00	0.00	0.00	0.00	0.00	0.00
01 1100 650 003 080	REG INSTR - SUPPLIES TECH-REL ART PC	0.00	0.00	0.00	0.00	0.00	0.00	0.00
01 1100 650 003 081	REG INSTR - SUPPLIES TECH-REL VOC MUS PC	0.00	0.00	0.00	0.00	0.00	0.00	0.00
01 1100 650 003 082	REG INSTR - SUPPLIES TECH-REL INS MUS PC	0.00	0.00	0.00	0.00	0.00	0.00	0.00
01 1100 650 004	REG INSTR - SUPPLIES TECH-REL HE	0.00	0.00	0.00	0.00	0.00	0.00	0.00
01 1100 650 004 001	REG INSTR - SUPPLIES TECH-REL 1 GRADE HE	0.00	0.00	0.00	0.00	0.00	0.00	0.00
01 1100 650 004 002	REG INSTR - SUPPLIES TECH-REL 2 GRADE HE	0.00	0.00	0.00	0.00	0.00	0.00	0.00
01 1100 650 004 003	REG INSTR - SUPPLIES TECH-REL 3 GRADE HE	0.00	0.00	0.00	0.00	0.00	0.00	0.00
01 1100 650 004 004	REG INSTR - SUPPLIES TECH-REL 4 GRADE HE	0.00	0.00	0.00	0.00	0.00	0.00	0.00
01 1100 650 004 005	REG INSTR - SUPPLIES TECH-REL 5 GRADE HE	0.00	0.00	0.00	0.00	0.00	0.00	0.00
01 1100 650 004 007	REG INSTR - SUPPLIES TECH-REL KDG HE	0.00	0.00	0.00	0.00	0.00	0.00	0.00
01 1100 650 004 080	REG INSTR - SUPPLIES TECH-REL ART HE	0.00	0.00	0.00	0.00	0.00	0.00	0.00
01 1100 650 004 081	REG INSTR - SUPPLIES TECH-REL VOC MUS HE	0.00	0.00	0.00	0.00	0.00	0.00	0.00
01 1100 650 004 082	REG INSTR - SUPPLIES TECH-REL INS MUS HE	0.00	0.00	0.00	0.00	0.00	0.00	0.00
01 1100 650 005	REG INSTR - SUPPLIES TECH-REL BMS	0.00	0.00	0.00	0.00	0.00	0.00	0.00
01 1100 650 005 015	REG INSTR - SUPPLIES TECH-REL ENG BMS	0.00	0.00	0.00	0.00	0.00	0.00	0.00
01 1100 650 005 018	REG INSTR - SUPPLIES TECH-REL READ BMS	0.00	0.00	0.00	0.00	0.00	0.00	0.00
01 1100 650 005 019	REG INSTR - SUPPLIES TECH-REL SP/DR BMS	0.00	0.00	0.00	0.00	0.00	0.00	0.00
01 1100 650 005 022	REG INSTR - SUPPLIES TECH-REL WOR LG BMS	0.00	0.00	0.00	0.00	0.00	0.00	0.00
01 1100 650 005 030	REG INSTR - SUPPLIES TECH-REL SOC ST BMS	0.00	0.00	0.00	0.00	0.00	0.00	0.00
01 1100 650 005 040	REG INSTR - SUPPLIES TECH-REL MATH BMS	133.00	0.00	0.00	0.00	133.00	0.00	133.00
01 1100 650 005 050	REG INSTR - SUPPLIES TECH-REL T&L BMS	0.00	0.00	0.00	0.00	0.00	0.00	0.00
01 1100 650 005 054	REG INSTR - SUPPLIES TECH-REL COMP BMS	0.00	0.00	0.00	0.00	0.00	0.00	0.00
01 1100 650 005 060	REG INSTR - SUPPLIES TECH-REL PE/HLT BMS	0.00	0.00	0.00	0.00	0.00	0.00	0.00
01 1100 650 005 070	REG INSTR - SUPPLIES TECH-REL SCI BMS	219.00	0.00	0.00	0.00	219.00	0.00	219.00
01 1100 650 005 080	REG INSTR - SUPPLIES TECH-REL ART BMS	0.00	0.00	0.00	0.00	0.00	0.00	0.00
01 1100 650 005 081	REG INSTR - SUPPLIES TECH-REL VOCAL BMS	0.00	0.00	0.00	0.00	0.00	0.00	0.00
01 1100 650 005 082	REG INSTR - SUPPLIES TECH-REL INST BMS	0.00	0.00	0.00	0.00	0.00	0.00	0.00
01 1100 650 005 083	REG INSTR - SUPPLIES TECH-REL MUSIC BMS	0.00	0.00	0.00	0.00	0.00	0.00	0.00
01 1100 650 006	REG INSTR - SUPPLIES TECH-REL AP	0.00	0.00	0.00	0.00	0.00	0.00	0.00
01 1100 650 006 001	REG INSTR - SUPPLIES TECH-REL 1 GRADE AP	0.00	0.00	0.00	0.00	0.00	0.00	0.00

Account Number	Account Description	Revised Budget	Expended During Month	Expenditures to Date	% of Budget	Balance at EOM	P/ O Outstanding	Unencumbered Balance
01 1100 650 006 002	REG INSTR - SUPPLIES TECH-REL 2 GRADE AP	0.00	0.00	0.00	0.00	0.00	0.00	0.00
01 1100 650 006 003	REG INSTR - SUPPLIES TECH-REL 3 GRADE AP	0.00	0.00	0.00	0.00	0.00	0.00	0.00
01 1100 650 006 004	REG INSTR - SUPPLIES TECH-REL 4 GRADE AP	0.00	0.00	0.00	0.00	0.00	0.00	0.00
01 1100 650 006 005	REG INSTR - SUPPLIES TECH-REL 5 GRADE AP	0.00	0.00	0.00	0.00	0.00	0.00	0.00
01 1100 650 006 007	REG INSTR - SUPPLIES TECH-REL KDG AP	0.00	0.00	0.00	0.00	0.00	0.00	0.00
01 1100 650 006 080	REG INSTR - SUPPLIES TECH-REL ART AP	0.00	0.00	0.00	0.00	0.00	0.00	0.00
01 1100 650 006 081	REG INSTR - SUPPLIES TECH-REL VOC MUS AP	0.00	0.00	0.00	0.00	0.00	0.00	0.00
01 1100 650 006 082	REG INSTR - SUPPLIES TECH-REL INS MUS AP	0.00	0.00	0.00	0.00	0.00	0.00	0.00
01 1100 650 007	REG INSTR - SUPPLIES TECH-REL SE	0.00	0.00	0.00	0.00	0.00	0.00	0.00
01 1100 650 007 001	REG INSTR - SUPPLIES TECH-REL 1 GRADE SE	0.00	0.00	0.00	0.00	0.00	0.00	0.00
01 1100 650 007 002	REG INSTR - SUPPLIES TECH-REL 2 GRADE SE	0.00	0.00	0.00	0.00	0.00	0.00	0.00
01 1100 650 007 003	REG INSTR - SUPPLIES TECH-REL 3 GRADE SE	0.00	0.00	0.00	0.00	0.00	0.00	0.00
01 1100 650 007 004	REG INSTR - SUPPLIES TECH-REL 4 GRADE SE	0.00	0.00	0.00	0.00	0.00	0.00	0.00
01 1100 650 007 005	REG INSTR - SUPPLIES TECH-REL 5 GRADE SE	0.00	0.00	0.00	0.00	0.00	0.00	0.00
01 1100 650 007 007	REG INSTR - SUPPLIES TECH-REL KDG SE	0.00	0.00	0.00	0.00	0.00	0.00	0.00
01 1100 650 007 080	REG INSTR - SUPPLIES TECH-REL ART SE	0.00	0.00	0.00	0.00	0.00	0.00	0.00
01 1100 650 007 081	REG INSTR - SUPPLIES TECH-REL VOC MUS SE	0.00	0.00	0.00	0.00	0.00	0.00	0.00
01 1100 650 007 082	REG INSTR - SUPPLIES TECH-REL INS MUS SE	0.00	0.00	0.00	0.00	0.00	0.00	0.00
01 1100 650 008	REG INSTR - SUPPLIES TECH-REL BSMS	0.00	0.00	0.00	0.00	0.00	0.00	0.00
01 1100 650 008 015	REG INSTR - SUPPLIES TECH-REL ENG BSMS	116.00	0.00	(104.05)	(89.70)	220.05	0.00	220.05
01 1100 650 008 018	REG INSTR - SUPPLIES TECH-REL READ BSMS	0.00	0.00	0.00	0.00	0.00	0.00	0.00
01 1100 650 008 019	REG INSTR - SUPPLIES TECH-REL SP/DR BSMS	0.00	0.00	0.00	0.00	0.00	0.00	0.00
01 1100 650 008 022	REG INSTR - SUPPLIES TECH-REL WR LG BSMS	0.00	0.00	0.00	0.00	0.00	0.00	0.00
01 1100 650 008 030	REG INSTR - SUPPLIES TECH SOC STUD BSMS	0.00	0.00	0.00	0.00	0.00	0.00	0.00
01 1100 650 008 040	REG INSTR - SUPPLIES TECH-REL MATH BSMS	0.00	0.00	0.00	0.00	0.00	0.00	0.00
01 1100 650 008 050	REG INSTR - SUPPLIES TECH-REL T&L BSMS	0.00	0.00	0.00	0.00	0.00	0.00	0.00
01 1100 650 008 054	REG INSTR - SUPPLIES TECH-REL COMP BSMS	3,305.00	0.00	0.00	0.00	3,305.00	0.00	3,305.00
01 1100 650 008 060	REG INSTR - SUPPLIES TECH-REL PE/HT BSMS	143.00	0.00	0.00	0.00	143.00	0.00	143.00
01 1100 650 008 070	REG INSTR - SUPPLIES TECH-REL SCI BSMS	0.00	0.00	0.00	0.00	0.00	0.00	0.00
01 1100 650 008 080	REG INSTR - SUPPLIES TECH-REL ART BSMS	0.00	0.00	0.00	0.00	0.00	0.00	0.00
01 1100 650 008 081	REG INSTR - SUPPLIES TECH-REL VOCAL BSMS	45.00	0.00	0.00	0.00	45.00	0.00	45.00
01 1100 650 008 082	REG INSTR - SUPPLIES TECH-REL INST BSMS	0.00	0.00	0.00	0.00	0.00	0.00	0.00
01 1100 650 008 083	REG INSTR - SUPPLIES TECH-REL MUSIC BSMS	0.00	0.00	0.00	0.00	0.00	0.00	0.00
01 1100 733 000	REG INSTR - FURN & EQUIP DISTRICT	210,010.00	0.00	0.00	0.00	210,010.00	0.00	210,010.00
01 1100 733 001	REG INSTR - FURN & EQUIP BHS	4,218.00	0.00	0.00	0.00	4,218.00	0.00	4,218.00
01 1100 733 001 015	REG INSTR - FURN & EQUIP ENGLISH BHS	0.00	0.00	0.00	0.00	0.00	0.00	0.00
01 1100 733 001 016	REG INSTR - FURN & EQUIP JOURNALISM BHS	0.00	0.00	0.00	0.00	0.00	0.00	0.00
01 1100 733 001 017	REG INSTR - FURN & EQUIP ONE-ACT BHS	0.00	0.00	0.00	0.00	0.00	0.00	0.00
01 1100 733 001 020	REG INSTR - FURN & EQUIP SPANISH BHS	490.00	0.00	0.00	0.00	490.00	0.00	490.00
01 1100 733 001 021	REG INSTR - FURN & EQUIP FRENCH BHS	0.00	0.00	0.00	0.00	0.00	0.00	0.00
01 1100 733 001 030	REG INSTR - FURN & EQUIP SOC STUD BHS	0.00	0.00	0.00	0.00	0.00	0.00	0.00
01 1100 733 001 040	REG INSTR - FURN & EQUIP MATH BHS	147.00	0.00	0.00	0.00	147.00	0.00	147.00
01 1100 733 001 050	REG INSTR - FURN & EQUIP T&L BHS	0.00	0.00	0.00	0.00	0.00	0.00	0.00
01 1100 733 001 052	REG INSTR - FURN & EQUIP IND TECH BHS	635.00	0.00	0.00	0.00	635.00	0.00	635.00
01 1100 733 001 060	REG INSTR - FURN & EQUIP PE BHS	266.00	0.00	60.38	22.70	205.62	0.00	205.62
01 1100 733 001 070	REG INSTR - FURN & EQUIP SCIENCE BHS	0.00	0.00	0.00	0.00	0.00	0.00	0.00
01 1100 733 001 080	REG INSTR - FURN & EQUIP ART BHS	0.00	0.00	0.00	0.00	0.00	0.00	0.00
01 1100 733 001 081	REG INSTR - FURN & EQUIP VOCAL MUSIC BHS	2,521.00	0.00	1,499.98	59.50	1,021.02	0.00	1,021.02
01 1100 733 001 082	REG INSTR - FURN & EQUIP INSTR MUSIC BHS	490.00	0.00	0.00	0.00	490.00	0.00	490.00
01 1100 733 002	REG INSTR - FURN & EQUIP BE	0.00	0.00	0.00	0.00	0.00	0.00	0.00
01 1100 733 002 001	REG INSTR - FURN & EQUIP 1ST GRADE BE	0.00	0.00	0.00	0.00	0.00	0.00	0.00
01 1100 733 002 002	REG INSTR - FURN & EQUIP 2ND GRADE BE	0.00	0.00	0.00	0.00	0.00	0.00	0.00
01 1100 733 002 003	REG INSTR - FURN & EQUIP 3RD GRADE BE	0.00	0.00	0.00	0.00	0.00	0.00	0.00
01 1100 733 002 004	REG INSTR - FURN & EQUIP 4TH GRADE BE	0.00	0.00	0.00	0.00	0.00	0.00	0.00
01 1100 733 002 005	REG INSTR - FURN & EQUIP 5TH GRADE BE	179.00	0.00	0.00	0.00	179.00	0.00	179.00

Account Number	Account Description	Revised Budget	Expended During Month	Expenditures to Date	% of Budget	Balance at EOM	P/ O Outstanding	Unencumbered Balance
01 1100 733 002 007	REG INSTR - FURN & EQUIP KDG BE	0.00	0.00	0.00	0.00	0.00	0.00	0.00
01 1100 733 002 060	REG INSTR - FURN & EQUIP PE BE	0.00	0.00	0.00	0.00	0.00	0.00	0.00
01 1100 733 002 080	REG INSTR - FURN & EQUIP ART BE	0.00	0.00	0.00	0.00	0.00	0.00	0.00
01 1100 733 002 081	REG INSTR - FURN & EQUIP VOCAL MUSIC BE	4,303.00	20.95	20.95	0.49	4,282.05	0.00	4,282.05
01 1100 733 002 082	REG INSTR - FURN & EQUIP INSTR MUSIC BE	0.00	0.00	0.00	0.00	0.00	0.00	0.00
01 1100 733 003	REG INSTR - FURN & EQUIP PC	5,192.00	0.00	0.00	0.00	5,192.00	0.00	5,192.00
01 1100 733 003 001	REG INSTR - FURN & EQUIP 1ST GRADE PC	0.00	0.00	0.00	0.00	0.00	0.00	0.00
01 1100 733 003 002	REG INSTR - FURN & EQUIP 2ND GRADE PC	0.00	0.00	0.00	0.00	0.00	0.00	0.00
01 1100 733 003 003	REG INSTR - FURN & EQUIP 3RD GRADE PC	0.00	0.00	0.00	0.00	0.00	0.00	0.00
01 1100 733 003 004	REG INSTR - FURN & EQUIP 4TH GRADE PC	0.00	0.00	0.00	0.00	0.00	0.00	0.00
01 1100 733 003 005	REG INSTR - FURN & EQUIP 5TH GRADE PC	0.00	0.00	0.00	0.00	0.00	0.00	0.00
01 1100 733 003 007	REG INSTR - FURN & EQUIP KDG PC	0.00	0.00	0.00	0.00	0.00	0.00	0.00
01 1100 733 003 060	REG INSTR - FURN & EQUIP PE PC	0.00	0.00	0.00	0.00	0.00	0.00	0.00
01 1100 733 003 080	REG INSTR - FURN & EQUIP ART PC	315.00	0.00	0.00	0.00	315.00	0.00	315.00
01 1100 733 003 081	REG INSTR - FURN & EQUIP VOCAL MUSIC PC	0.00	0.00	0.00	0.00	0.00	0.00	0.00
01 1100 733 003 082	REG INSTR - FURN & EQUIP INSTR MUSIC PC	0.00	0.00	0.00	0.00	0.00	0.00	0.00
01 1100 733 004	REG INSTR - FURN & EQUIP HE	3,673.00	0.00	0.00	0.00	3,673.00	0.00	3,673.00
01 1100 733 004 001	REG INSTR - FURN & EQUIP 1ST GRADE HE	0.00	0.00	0.00	0.00	0.00	0.00	0.00
01 1100 733 004 002	REG INSTR - FURN & EQUIP 2ND GRADE HE	0.00	0.00	0.00	0.00	0.00	0.00	0.00
01 1100 733 004 003	REG INSTR - FURN & EQUIP 3RD GRADE HE	0.00	0.00	0.00	0.00	0.00	0.00	0.00
01 1100 733 004 004	REG INSTR - FURN & EQUIP 4TH GRADE HE	0.00	0.00	0.00	0.00	0.00	0.00	0.00
01 1100 733 004 005	REG INSTR - FURN & EQUIP 4TH GRADE HE	0.00	0.00	0.00	0.00	0.00	0.00	0.00
01 1100 733 004 007	REG INSTR - FURN & EQUIP KDG HE	0.00	0.00	0.00	0.00	0.00	0.00	0.00
01 1100 733 004 060	REG INSTR - FURN & EQUIP PE HE	0.00	0.00	0.00	0.00	0.00	0.00	0.00
01 1100 733 004 080	REG INSTR - FURN & EQUIP ART HE	0.00	0.00	0.00	0.00	0.00	0.00	0.00
01 1100 733 004 081	REG INSTR - FURN & EQUIP VOCAL MUSIC HE	0.00	0.00	0.00	0.00	0.00	0.00	0.00
01 1100 733 004 082	REG INSTR - FURN & EQUIP INSTR MUSIC HE	0.00	0.00	0.00	0.00	0.00	0.00	0.00
01 1100 733 005	REG INSTR - FURN & EQUIP BMS	0.00	0.00	0.00	0.00	0.00	0.00	0.00
01 1100 733 005 015	REG INSTR - FURN & EQUIP ENGLISH BMS	0.00	0.00	0.00	0.00	0.00	0.00	0.00
01 1100 733 005 018	REG INSTR - FURN & EQUIP READING BMS	0.00	0.00	0.00	0.00	0.00	0.00	0.00
01 1100 733 005 019	REG INSTR - FURN & EQUIP SPEECH/DRAMA BMS	482.00	0.00	0.00	0.00	482.00	0.00	482.00
01 1100 733 005 022	REG INSTR - FURN & EQUIP WORLD LANG BMS	0.00	0.00	0.00	0.00	0.00	0.00	0.00
01 1100 733 005 030	REG INSTR - FURN & EQUIP SOC STUD BMS	102.00	0.00	0.00	0.00	102.00	0.00	102.00
01 1100 733 005 040	REG INSTR - FURN & EQUIP MATH BMS	0.00	0.00	0.00	0.00	0.00	0.00	0.00
01 1100 733 005 050	REG INSTR - FURN & EQUIP T&L BMS	0.00	0.00	10.12	0.00	(10.12)	0.00	(10.12)
01 1100 733 005 054	REG INSTR - FURN & EQUIP COMPUTERS BMS	0.00	0.00	0.00	0.00	0.00	0.00	0.00
01 1100 733 005 060	REG INSTR - FURN & EQUIP PE/HEALTH BMS	0.00	0.00	0.00	0.00	0.00	0.00	0.00
01 1100 733 005 070	REG INSTR - FURN & EQUIP SCIENCE BMS	0.00	0.00	0.00	0.00	0.00	0.00	0.00
01 1100 733 005 080	REG INSTR - FURN & EQUIP ART BMS	0.00	0.00	0.00	0.00	0.00	0.00	0.00
01 1100 733 005 081	REG INSTR - FURN & EQUIP VOCAL MUSIC BMS	0.00	0.00	0.00	0.00	0.00	0.00	0.00
01 1100 733 005 082	REG INSTR - FURN & EQUIP INSTR MUSIC BMS	0.00	1,302.00	1,302.00	0.00	(1,302.00)	0.00	(1,302.00)
01 1100 733 005 083	REG INSTR - FURN & EQUIP GEN MUSIC BMS	0.00	0.00	0.00	0.00	0.00	0.00	0.00
01 1100 733 006	REG INSTR - FURN & EQUIP AP	9,944.00	0.00	0.00	0.00	9,944.00	0.00	9,944.00
01 1100 733 006 001	REG INSTR - FURN & EQUIP 1ST GRADE AP	0.00	0.00	0.00	0.00	0.00	0.00	0.00
01 1100 733 006 002	REG INSTR - FURN & EQUIP 2ND GRADE AP	0.00	0.00	0.00	0.00	0.00	0.00	0.00
01 1100 733 006 003	REG INSTR - FURN & EQUIP 3RD GRADE AP	0.00	0.00	0.00	0.00	0.00	0.00	0.00
01 1100 733 006 004	REG INSTR - FURN & EQUIP 4TH GRADE AP	0.00	0.00	0.00	0.00	0.00	0.00	0.00
01 1100 733 006 005	REG INSTR - FURN & EQUIP 5TH GRADE AP	0.00	0.00	0.00	0.00	0.00	0.00	0.00
01 1100 733 006 007	REG INSTR - FURN & EQUIP KDG AP	0.00	0.00	0.00	0.00	0.00	0.00	0.00
01 1100 733 006 060	REG INSTR - FURN & EQUIP PE AP	0.00	0.00	0.00	0.00	0.00	0.00	0.00
01 1100 733 006 080	REG INSTR - FURN & EQUIP ART AP	0.00	0.00	0.00	0.00	0.00	0.00	0.00
01 1100 733 006 081	REG INSTR - FURN & EQUIP VOCAL MUSIC AP	0.00	0.00	0.00	0.00	0.00	0.00	0.00
01 1100 733 006 082	REG INSTR - FURN & EQUIP INSTR MUSIC AP	0.00	0.00	0.00	0.00	0.00	0.00	0.00
01 1100 733 007	REG INSTR - FURN & EQUIP SE	6,957.00	0.00	0.00	0.00	6,957.00	0.00	6,957.00
01 1100 733 007 001	REG INSTR - FURN & EQUIP 1ST GRADE SE	0.00	0.00	0.00	0.00	0.00	0.00	0.00

Account Number	Account Description	Revised Budget	Expended During Month	Expenditures to Date	% of Budget	Balance at EOM	P/ O Outstanding	Unencumbered Balance
01 1100 733 007 002	REG INSTR - FURN & EQUIP 2ND GRADE SE	0.00	0.00	0.00	0.00	0.00	0.00	0.00
01 1100 733 007 003	REG INSTR - FURN & EQUIP 3RD GRADE SE	0.00	0.00	0.00	0.00	0.00	0.00	0.00
01 1100 733 007 004	REG INSTR - FURN & EQUIP 4TH GRADE SE	0.00	0.00	0.00	0.00	0.00	0.00	0.00
01 1100 733 007 005	REG INSTR - FURN & EQUIP 5TH GRADE SE	0.00	0.00	0.00	0.00	0.00	0.00	0.00
01 1100 733 007 007	REG INSTR - FURN & EQUIP KDG SE	0.00	0.00	0.00	0.00	0.00	0.00	0.00
01 1100 733 007 060	REG INSTR - FURN & EQUIP PE SE	0.00	0.00	0.00	0.00	0.00	0.00	0.00
01 1100 733 007 080	REG INSTR - FURN & EQUIP ART SE	0.00	0.00	0.00	0.00	0.00	0.00	0.00
01 1100 733 007 081	REG INSTR - FURN & EQUIP VOCAL MUSIC SE	0.00	0.00	0.00	0.00	0.00	0.00	0.00
01 1100 733 007 082	REG INSTR - FURN & EQUIP INSTR MUSIC SE	0.00	0.00	0.00	0.00	0.00	0.00	0.00
01 1100 733 008	REG INSTR - FURN & EQUIP BSMS	16,742.00	0.00	0.00	0.00	16,742.00	0.00	16,742.00
01 1100 733 008 015	REG INSTR - FURN & EQUIP ENGLISH BSMS	0.00	0.00	0.00	0.00	0.00	0.00	0.00
01 1100 733 008 018	REG INSTR - FURN & EQUIP READING BSMS	551.00	0.00	0.00	0.00	551.00	0.00	551.00
01 1100 733 008 019	REG INSTR - FURN & EQUIP SPEECH/DRAMA BSMS	240.00	0.00	0.00	0.00	240.00	0.00	240.00
01 1100 733 008 022	REG INSTR - FURN & EQUIP WORLD LANG BSMS	0.00	0.00	0.00	0.00	0.00	0.00	0.00
01 1100 733 008 030	REG INSTR - FURN & EQUIP SOC STUD BSMS	309.00	0.00	0.00	0.00	309.00	0.00	309.00
01 1100 733 008 040	REG INSTR - FURN & EQUIP MATH BSMS	219.00	0.00	0.00	0.00	219.00	0.00	219.00
01 1100 733 008 050	REG INSTR - FURN & EQUIP T&L BSMS	0.00	0.00	0.00	0.00	0.00	0.00	0.00
01 1100 733 008 054	REG INSTR - FURN & EQUIP COMPUTERS BSMS	247.00	0.00	0.00	0.00	247.00	0.00	247.00
01 1100 733 008 060	REG INSTR - FURN & EQUIP PE/HEALTH BSMS	0.00	0.00	0.00	0.00	0.00	0.00	0.00
01 1100 733 008 070	REG INSTR - FURN & EQUIP SCIENCE BSMS	92.00	0.00	0.00	270.65	92.00	249.00	(157.00)
01 1100 733 008 080	REG INSTR - FURN & EQUIP ART BSMS	0.00	0.00	0.00	0.00	0.00	0.00	0.00
01 1100 733 008 081	REG INSTR - FURN & EQUIP VOCAL MUSIC BSMS	0.00	0.00	0.00	0.00	0.00	0.00	0.00
01 1100 733 008 082	REG INSTR - FURN & EQUIP INSTR MUSIC BSMS	0.00	0.00	0.00	0.00	0.00	0.00	0.00
01 1100 733 008 083	REG INSTR - FURN & EQUIP GEN MUSIC BSMS	0.00	0.00	0.00	0.00	0.00	0.00	0.00
01 1100 734 000	REG INSTR - HARDWARE DISTRICT	793,835.00	2,366.17	3,087.67	0.39	790,747.33	0.00	790,747.33
01 1100 734 001	REG INSTR - HARDWARE BHS	0.00	15.29	15.29	0.00	(15.29)	0.00	(15.29)
01 1100 734 001 015	REG INSTR - HARDWARE ENGLISH BHS	0.00	0.00	0.00	0.00	0.00	0.00	0.00
01 1100 734 001 016	REG INSTR - HARDWARE JOURNALISM BHS	0.00	0.00	0.00	0.00	0.00	0.00	0.00
01 1100 734 001 017	REG INSTR - HARDWARE ONE-ACT/SPEECH BHS	0.00	0.00	0.00	0.00	0.00	0.00	0.00
01 1100 734 001 020	REG INSTR - HARDWARE SPANISH BHS	0.00	0.00	0.00	0.00	0.00	0.00	0.00
01 1100 734 001 021	REG INSTR - HARDWARE FRENCH BHS	0.00	0.00	0.00	0.00	0.00	0.00	0.00
01 1100 734 001 030	REG INSTR - HARDWARE SOC STUD BHS	0.00	0.00	0.00	0.00	0.00	0.00	0.00
01 1100 734 001 040	REG INSTR - HARDWARE MATH BHS	0.00	0.00	0.00	0.00	0.00	0.00	0.00
01 1100 734 001 050	REG INSTR - HARDWARE T&L BHS	0.00	0.00	0.00	0.00	0.00	0.00	0.00
01 1100 734 001 051	REG INSTR - HARDWARE BUSINESS BHS	0.00	0.00	0.00	0.00	0.00	0.00	0.00
01 1100 734 001 052	REG INSTR - HARDWARE IND TECH BHS	0.00	18.88	18.88	0.00	(18.88)	0.00	(18.88)
01 1100 734 001 053	REG INSTR - HARDWARE FCS BHS	0.00	0.00	0.00	0.00	0.00	0.00	0.00
01 1100 734 001 060	REG INSTR - HARDWARE PE BHS	0.00	0.00	0.00	0.00	0.00	0.00	0.00
01 1100 734 001 070	REG INSTR - HARDWARE SCIENCE BHS	0.00	0.00	0.00	0.00	0.00	0.00	0.00
01 1100 734 001 080	REG INSTR - HARDWARE ART BHS	0.00	0.00	0.00	0.00	0.00	0.00	0.00
01 1100 734 001 081	REG INSTR - HARDWARE VOCAL MUSIC BHS	0.00	0.00	0.00	0.00	0.00	0.00	0.00
01 1100 734 001 082	REG INSTR - HARDWARE INSTR MUSIC BHS	0.00	0.00	0.00	0.00	0.00	0.00	0.00
01 1100 734 002	REG INSTR - HARDWARE BE	460.00	0.00	0.00	0.00	460.00	0.00	460.00
01 1100 734 002 001	REG INSTR - HARDWARE 1ST GRADE BE	0.00	0.00	0.00	0.00	0.00	0.00	0.00
01 1100 734 002 002	REG INSTR - HARDWARE 2ND GRADE BE	0.00	0.00	0.00	0.00	0.00	0.00	0.00
01 1100 734 002 003	REG INSTR - HARDWARE 3RD GRADE BE	0.00	0.00	0.00	0.00	0.00	0.00	0.00
01 1100 734 002 004	REG INSTR - HARDWARE 4TH GRADE BE	0.00	0.00	0.00	0.00	0.00	0.00	0.00
01 1100 734 002 005	REG INSTR - HARDWARE 5TH GRADE BE	0.00	0.00	0.00	0.00	0.00	0.00	0.00
01 1100 734 002 007	REG INSTR - HARDWARE KDG BE	0.00	0.00	0.00	0.00	0.00	0.00	0.00
01 1100 734 002 020	REG INSTR - HARDWARE SPANISH BE	0.00	0.00	0.00	0.00	0.00	0.00	0.00
01 1100 734 002 060	REG INSTR - HARDWARE PE BE	0.00	0.00	0.00	0.00	0.00	0.00	0.00
01 1100 734 002 080	REG INSTR - HARDWARE ART BE	0.00	0.00	0.00	0.00	0.00	0.00	0.00
01 1100 734 002 081	REG INSTR - HARDWARE VOCAL MUSIC BE	0.00	0.00	0.00	0.00	0.00	0.00	0.00
01 1100 734 002 082	REG INSTR - HARDWARE INSTR MUSIC BE	0.00	0.00	0.00	0.00	0.00	0.00	0.00
01 1100 734 003	REG INSTR - HARDWARE PC	2,477.00	0.00	0.00	0.00	2,477.00	0.00	2,477.00

Account Number	Account Description	Revised Budget	Expended During Month	Expenditures to Date	% of Budget	Balance at EOM	P/ O Outstanding	Unencumbered Balance
01 1100 734 003 001	REG INSTR - HARDWARE 1ST GRADE PC	0.00	0.00	0.00	0.00	0.00	0.00	0.00
01 1100 734 003 002	REG INSTR - HARDWARE 2ND GRADE PC	0.00	0.00	0.00	0.00	0.00	0.00	0.00
01 1100 734 003 003	REG INSTR - HARDWARE 3RD GRADE PC	0.00	0.00	0.00	0.00	0.00	0.00	0.00
01 1100 734 003 004	REG INSTR - HARDWARE 4TH GRADE PC	0.00	0.00	0.00	0.00	0.00	0.00	0.00
01 1100 734 003 005	REG INSTR - HARDWARE 5TH GRADE PC	0.00	0.00	0.00	0.00	0.00	0.00	0.00
01 1100 734 003 007	REG INSTR - HARDWARE KDG PC	0.00	0.00	0.00	0.00	0.00	0.00	0.00
01 1100 734 003 060	REG INSTR - HARDWARE PE PC	0.00	0.00	0.00	0.00	0.00	0.00	0.00
01 1100 734 003 080	REG INSTR - HARDWARE ART PC	0.00	0.00	0.00	0.00	0.00	0.00	0.00
01 1100 734 003 081	REG INSTR - HARDWARE VOCAL MUSIC PC	0.00	0.00	0.00	0.00	0.00	0.00	0.00
01 1100 734 003 082	REG INSTR - HARDWARE INSTR MUSIC PC	0.00	0.00	0.00	0.00	0.00	0.00	0.00
01 1100 734 004	REG INSTR - HARDWARE HE	2,935.00	0.00	0.00	0.00	2,935.00	0.00	2,935.00
01 1100 734 004 001	REG INSTR - HARDWARE 1ST GRADE HE	0.00	0.00	0.00	0.00	0.00	0.00	0.00
01 1100 734 004 002	REG INSTR - HARDWARE 2ND GRADE HE	0.00	0.00	0.00	0.00	0.00	0.00	0.00
01 1100 734 004 003	REG INSTR - HARDWARE 3RD GRADE HE	0.00	0.00	0.00	0.00	0.00	0.00	0.00
01 1100 734 004 004	REG INSTR - HARDWARE 4TH GRADE HE	0.00	0.00	0.00	0.00	0.00	0.00	0.00
01 1100 734 004 005	REG INSTR - HARDWARE 5TH GRADE HE	0.00	0.00	0.00	0.00	0.00	0.00	0.00
01 1100 734 004 007	REG INSTR - HARDWARE KDG HE	0.00	0.00	0.00	0.00	0.00	0.00	0.00
01 1100 734 004 060	REG INSTR - HARDWARE PE HE	0.00	0.00	0.00	0.00	0.00	0.00	0.00
01 1100 734 004 080	REG INSTR - HARDWARE ART HE	0.00	0.00	0.00	0.00	0.00	0.00	0.00
01 1100 734 004 081	REG INSTR - HARDWARE VOCAL MUSIC HE	0.00	0.00	0.00	0.00	0.00	0.00	0.00
01 1100 734 004 082	REG INSTR - HARDWARE INSTR MUSIC HE	0.00	0.00	0.00	0.00	0.00	0.00	0.00
01 1100 734 005	REG INSTR - HARDWARE BMS	1,469.00	0.00	0.00	0.00	1,469.00	0.00	1,469.00
01 1100 734 005 015	REG INSTR - HARDWARE ENGLISH BMS	0.00	0.00	0.00	0.00	0.00	0.00	0.00
01 1100 734 005 018	REG INSTR - HARDWARE READING BMS	0.00	0.00	0.00	0.00	0.00	0.00	0.00
01 1100 734 005 019	REG INSTR - HARDWARE SPEECH/DRAMA BMS	0.00	0.00	0.00	0.00	0.00	0.00	0.00
01 1100 734 005 022	REG INSTR - HARDWARE WORLD LANG BMS	0.00	0.00	0.00	0.00	0.00	0.00	0.00
01 1100 734 005 030	REG INSTR - HARDWARE SOC STUD BMS	0.00	0.00	0.00	0.00	0.00	0.00	0.00
01 1100 734 005 040	REG INSTR - HARDWARE MATH BMS	0.00	0.00	0.00	0.00	0.00	0.00	0.00
01 1100 734 005 050	REG INSTR - HARDWARE T&L BMS	0.00	0.00	0.00	0.00	0.00	0.00	0.00
01 1100 734 005 054	REG INSTR - HARDWARE COMPUTERS BMS	0.00	0.00	0.00	0.00	0.00	0.00	0.00
01 1100 734 005 060	REG INSTR - HARDWARE PE/HEALTH BMS	0.00	0.00	0.00	0.00	0.00	0.00	0.00
01 1100 734 005 070	REG INSTR - HARDWARE SCIENCE BMS	0.00	0.00	0.00	0.00	0.00	0.00	0.00
01 1100 734 005 080	REG INSTR - HARDWARE ART BMS	0.00	0.00	0.00	0.00	0.00	0.00	0.00
01 1100 734 005 081	REG INSTR - HARDWARE VOCAL MUSIC BMS	0.00	0.00	0.00	0.00	0.00	0.00	0.00
01 1100 734 005 082	REG INSTR - HARDWARE INSTR MUSIC BMS	102.00	0.00	0.00	0.00	102.00	0.00	102.00
01 1100 734 005 083	REG INSTR - HARDWARE GENERAL MUSIC BMS	0.00	0.00	0.00	0.00	0.00	0.00	0.00
01 1100 734 006	REG INSTR - HARDWARE AP	1,825.00	58.14	58.14	3.19	1,766.86	0.00	1,766.86
01 1100 734 006 001	REG INSTR - HARDWARE 1ST GRADE AP	0.00	0.00	0.00	0.00	0.00	0.00	0.00
01 1100 734 006 002	REG INSTR - HARDWARE 2ND GRADE AP	0.00	0.00	0.00	0.00	0.00	0.00	0.00
01 1100 734 006 003	REG INSTR - HARDWARE 3RD GRADE AP	0.00	0.00	0.00	0.00	0.00	0.00	0.00
01 1100 734 006 004	REG INSTR - HARDWARE 4TH GRADE AP	0.00	0.00	0.00	0.00	0.00	0.00	0.00
01 1100 734 006 005	REG INSTR - HARDWARE 5TH GRADE AP	0.00	0.00	0.00	0.00	0.00	0.00	0.00
01 1100 734 006 007	REG INSTR - HARDWARE KDG AP	0.00	0.00	0.00	0.00	0.00	0.00	0.00
01 1100 734 006 020	REG INSTR - HARDWARE SPANISH AP	0.00	0.00	0.00	0.00	0.00	0.00	0.00
01 1100 734 006 060	REG INSTR - HARDWARE PE AP	0.00	0.00	0.00	0.00	0.00	0.00	0.00
01 1100 734 006 080	REG INSTR - HARDWARE ART AP	0.00	0.00	0.00	0.00	0.00	0.00	0.00
01 1100 734 006 081	REG INSTR - HARDWARE VOCAL MUSIC AP	142.00	0.00	0.00	0.00	142.00	0.00	142.00
01 1100 734 006 082	REG INSTR - HARDWARE INSTR MUSIC AP	0.00	0.00	0.00	0.00	0.00	0.00	0.00
01 1100 734 007	REG INSTR - HARDWARE SE	1,532.00	323.00	323.00	21.08	1,209.00	0.00	1,209.00
01 1100 734 007 001	REG INSTR - HARDWARE 1ST GRADE SE	0.00	0.00	0.00	0.00	0.00	0.00	0.00
01 1100 734 007 002	REG INSTR - HARDWARE 2ND GRADE SE	0.00	0.00	0.00	0.00	0.00	0.00	0.00
01 1100 734 007 003	REG INSTR - HARDWARE 3RD GRADE SE	0.00	0.00	0.00	0.00	0.00	0.00	0.00
01 1100 734 007 004	REG INSTR - HARDWARE 4TH GRADE SE	0.00	0.00	0.00	0.00	0.00	0.00	0.00
01 1100 734 007 005	REG INSTR - HARDWARE 5TH GRADE SE	0.00	0.00	0.00	0.00	0.00	0.00	0.00
01 1100 734 007 007	REG INSTR - HARDWARE KDG SE	0.00	0.00	0.00	0.00	0.00	0.00	0.00

Account Number	Account Description	Revised Budget	Expended During Month	Expenditures to Date	% of Budget	Balance at EOM	P/ O Outstanding	Unencumbered Balance
01 1100 734 007 020	REG INSTR - HARDWARE SPANISH SE	0.00	0.00	0.00	0.00	0.00	0.00	0.00
01 1100 734 007 060	REG INSTR - HARDWARE PE SE	0.00	0.00	0.00	0.00	0.00	0.00	0.00
01 1100 734 007 080	REG INSTR - HARDWARE ART SE	0.00	0.00	0.00	0.00	0.00	0.00	0.00
01 1100 734 007 081	REG INSTR - HARDWARE VOCAL MUSIC SE	0.00	0.00	0.00	0.00	0.00	0.00	0.00
01 1100 734 007 082	REG INSTR - HARDWARE INSTR MUSIC SE	0.00	0.00	0.00	0.00	0.00	0.00	0.00
01 1100 734 008	REG INSTR - HARDWARE BSMS	0.00	0.00	0.00	0.00	0.00	0.00	0.00
01 1100 734 008 015	REG INSTR - HARDWARE ENGLISH BSMS	0.00	0.00	0.00	0.00	0.00	0.00	0.00
01 1100 734 008 018	REG INSTR - HARDWARE READING BSMS	0.00	0.00	0.00	0.00	0.00	0.00	0.00
01 1100 734 008 019	REG INSTR - HARDWARE SPEECH/DRAMA BSMS	0.00	0.00	0.00	0.00	0.00	0.00	0.00
01 1100 734 008 022	REG INSTR - HARDWARE WORLD LANG BSMS	0.00	0.00	0.00	0.00	0.00	0.00	0.00
01 1100 734 008 030	REG INSTR - HARDWARE SOC STUD BSMS	271.00	0.00	0.00	0.00	271.00	0.00	271.00
01 1100 734 008 040	REG INSTR - HARDWARE MATH BSMS	0.00	0.00	0.00	0.00	0.00	0.00	0.00
01 1100 734 008 050	REG INSTR - HARDWARE T&L BSMS	0.00	0.00	0.00	0.00	0.00	0.00	0.00
01 1100 734 008 054	REG INSTR - HARDWARE COMPUTERS BSMS	0.00	0.00	0.00	0.00	0.00	0.00	0.00
01 1100 734 008 060	REG INSTR - HARDWARE PE/HEALTH BSMS	0.00	0.00	0.00	0.00	0.00	0.00	0.00
01 1100 734 008 070	REG INSTR - HARDWARE SCIENCE BSMS	0.00	0.00	0.00	0.00	0.00	0.00	0.00
01 1100 734 008 080	REG INSTR - HARDWARE ART BSMS	0.00	0.00	0.00	0.00	0.00	0.00	0.00
01 1100 734 008 081	REG INSTR - HARDWARE VOCAL MUSIC BSMS	0.00	0.00	0.00	0.00	0.00	0.00	0.00
01 1100 734 008 082	REG INSTR - HARDWARE INSTR MUSIC BSMS	0.00	0.00	0.00	0.00	0.00	0.00	0.00
01 1100 734 008 083	REG INSTR - HARDWARE GENERAL MUSIC BSMS	364.00	0.00	0.00	0.00	364.00	0.00	364.00
01 1100 735 000	REG INSTR - SOFTWARE DISTRICT	329,439.00	8,634.00	13,442.50	4.18	315,996.50	340.38	315,656.12
01 1100 735 001	REG INSTR - SOFTWARE BHS	745.00	0.00	749.70	100.63	(4.70)	0.00	(4.70)
01 1100 735 001 015	REG INSTR - SOFTWARE ENGLISH BHS	0.00	0.00	650.00	0.00	(650.00)	0.00	(650.00)
01 1100 735 001 016	REG INSTR - SOFTWARE JOURNALISM BHS	0.00	0.00	0.00	0.00	0.00	0.00	0.00
01 1100 735 001 017	REG INSTR - SOFTWARE ONE-ACT/SPEECH BHS	0.00	0.00	0.00	0.00	0.00	0.00	0.00
01 1100 735 001 020	REG INSTR - SOFTWARE SPANISH BHS	155.00	0.00	360.00	232.26	(205.00)	0.00	(205.00)
01 1100 735 001 021	REG INSTR - SOFTWARE FRENCH BHS	0.00	35.99	215.86	0.00	(215.86)	36.00	(251.86)
01 1100 735 001 030	REG INSTR - SOFTWARE SOC STUD BHS	0.00	0.00	216.00	0.00	(216.00)	0.00	(216.00)
01 1100 735 001 040	REG INSTR - SOFTWARE MATH BHS	1,952.00	0.00	0.00	0.00	1,952.00	0.00	1,952.00
01 1100 735 001 050	REG INSTR - SOFTWARE VOCATIONAL BHS	0.00	0.00	0.00	0.00	0.00	0.00	0.00
01 1100 735 001 051	REG INSTR - SOFTWARE BUSINESS BHS	0.00	0.00	0.00	0.00	0.00	0.00	0.00
01 1100 735 001 052	REG INSTR - SOFTWARE IND TECH BHS	0.00	0.00	0.00	0.00	0.00	0.00	0.00
01 1100 735 001 053	REG INSTR - SOFTWARE FCS BHS	0.00	0.00	0.00	0.00	0.00	0.00	0.00
01 1100 735 001 060	REG INSTR - SOFTWARE PE BHS	0.00	0.00	0.00	0.00	0.00	0.00	0.00
01 1100 735 001 070	REG INSTR - SOFTWARE SCIENCE BHS	0.00	0.00	0.00	0.00	0.00	0.00	0.00
01 1100 735 001 080	REG INSTR - SOFTWARE ART BHS	0.00	0.00	0.00	0.00	0.00	0.00	0.00
01 1100 735 001 081	REG INSTR - SOFTWARE VOCAL MUSIC BHS	647.00	0.00	0.00	0.00	647.00	0.00	647.00
01 1100 735 001 082	REG INSTR - SOFTWARE INSTR MUSIC BHS	412.00	0.00	0.00	0.00	412.00	0.00	412.00
01 1100 735 002	REG INSTR - SOFTWARE BE	5,749.00	0.00	0.00	0.00	5,749.00	0.00	5,749.00
01 1100 735 002 001	REG INSTR - SOFTWARE 1ST GRADE BE	0.00	0.00	0.00	0.00	0.00	0.00	0.00
01 1100 735 002 002	REG INSTR - SOFTWARE 2ND GRADE BE	0.00	0.00	0.00	0.00	0.00	0.00	0.00
01 1100 735 002 003	REG INSTR - SOFTWARE 3RD GRADE BE	0.00	0.00	0.00	0.00	0.00	0.00	0.00
01 1100 735 002 004	REG INSTR - SOFTWARE 4TH GRADE BE	664.00	0.00	0.00	0.00	664.00	0.00	664.00
01 1100 735 002 005	REG INSTR - SOFTWARE 5TH GRADE BE	0.00	0.00	0.00	0.00	0.00	0.00	0.00
01 1100 735 002 007	REG INSTR - SOFTWARE KDG BE	0.00	0.00	0.00	0.00	0.00	0.00	0.00
01 1100 735 002 060	REG INSTR - SOFTWARE PE BE	0.00	0.00	0.00	0.00	0.00	0.00	0.00
01 1100 735 002 080	REG INSTR - SOFTWARE ART BE	0.00	0.00	0.00	0.00	0.00	0.00	0.00
01 1100 735 002 081	REG INSTR - SOFTWARE VOCAL MUSIC BE	0.00	0.00	0.00	0.00	0.00	0.00	0.00
01 1100 735 002 082	REG INSTR - SOFTWARE INSTR MUSIC BE	0.00	0.00	0.00	0.00	0.00	0.00	0.00
01 1100 735 003	REG INSTR - SOFTWARE PC	5,756.00	0.00	0.00	0.00	5,756.00	0.00	5,756.00
01 1100 735 003 001	REG INSTR - SOFTWARE 1ST GRADE PC	0.00	0.00	0.00	0.00	0.00	0.00	0.00
01 1100 735 003 002	REG INSTR - SOFTWARE 2ND GRADE PC	0.00	0.00	0.00	0.00	0.00	0.00	0.00
01 1100 735 003 003	REG INSTR - SOFTWARE 3RD GRADE PC	0.00	0.00	0.00	0.00	0.00	0.00	0.00
01 1100 735 003 004	REG INSTR - SOFTWARE 4TH GRADE PC	829.00	0.00	0.00	0.00	829.00	0.00	829.00
01 1100 735 003 005	REG INSTR - SOFTWARE 5TH GRADE PC	0.00	0.00	0.00	0.00	0.00	0.00	0.00

Account Number	Account Description	Revised Budget	Expended During Month	Expenditures to Date	% of Budget	Balance at EOM	P/ O Outstanding	Unencumbered Balance
01 1100 735 003 007	REG INSTR - SOFTWARE KDG PC	0.00	0.00	0.00	0.00	0.00	0.00	0.00
01 1100 735 003 060	REG INSTR - SOFTWARE PE PC	0.00	0.00	0.00	0.00	0.00	0.00	0.00
01 1100 735 003 080	REG INSTR - SOFTWARE ART PC	0.00	0.00	0.00	0.00	0.00	0.00	0.00
01 1100 735 003 081	REG INSTR - SOFTWARE VOCAL MUSIC PC	0.00	0.00	0.00	0.00	0.00	0.00	0.00
01 1100 735 003 082	REG INSTR - SOFTWARE INSTR MUSIC PC	0.00	0.00	0.00	0.00	0.00	0.00	0.00
01 1100 735 004	REG INSTR - SOFTWARE HE	5,749.00	0.00	0.00	0.00	5,749.00	0.00	5,749.00
01 1100 735 004 001	REG INSTR - SOFTWARE 1ST GRADE HE	0.00	0.00	0.00	0.00	0.00	0.00	0.00
01 1100 735 004 002	REG INSTR - SOFTWARE 2ND GRADE HE	0.00	0.00	0.00	0.00	0.00	0.00	0.00
01 1100 735 004 003	REG INSTR - SOFTWARE 3RD GRADE HE	0.00	0.00	0.00	0.00	0.00	0.00	0.00
01 1100 735 004 004	REG INSTR - SOFTWARE 4TH GRADE HE	664.00	0.00	0.00	0.00	664.00	0.00	664.00
01 1100 735 004 005	REG INSTR - SOFTWARE 5TH GRADE HE	0.00	0.00	0.00	0.00	0.00	0.00	0.00
01 1100 735 004 007	REG INSTR - SOFTWARE KDG HE	0.00	0.00	0.00	0.00	0.00	0.00	0.00
01 1100 735 004 060	REG INSTR - SOFTWARE PE HE	0.00	0.00	0.00	0.00	0.00	0.00	0.00
01 1100 735 004 080	REG INSTR - SOFTWARE ART HE	0.00	0.00	0.00	0.00	0.00	0.00	0.00
01 1100 735 004 081	REG INSTR - SOFTWARE VOCAL MUSIC HE	0.00	0.00	0.00	0.00	0.00	0.00	0.00
01 1100 735 004 082	REG INSTR - SOFTWARE INSTR MUSIC HE	0.00	0.00	0.00	0.00	0.00	0.00	0.00
01 1100 735 005	REG INSTR - SOFTWARE BMS	2,004.00	0.00	0.00	0.00	2,004.00	0.00	2,004.00
01 1100 735 005 015	REG INSTR - SOFTWARE ENGLISH BMS	0.00	0.00	0.00	0.00	0.00	0.00	0.00
01 1100 735 005 018	REG INSTR - SOFTWARE READING BMS	67.00	0.00	0.00	0.00	67.00	0.00	67.00
01 1100 735 005 019	REG INSTR - SOFTWARE SPEECH/DRAMA BMS	0.00	0.00	0.00	0.00	0.00	341.32	(341.32)
01 1100 735 005 022	REG INSTR - SOFTWARE WORLD LANG BMS	0.00	0.00	0.00	0.00	0.00	0.00	0.00
01 1100 735 005 030	REG INSTR - SOFTWARE SOC STUD BMS	0.00	0.00	0.00	0.00	0.00	0.00	0.00
01 1100 735 005 040	REG INSTR - SOFTWARE MATH BMS	0.00	0.00	0.00	0.00	0.00	0.00	0.00
01 1100 735 005 050	REG INSTR - SOFTWARE T&L BMS	0.00	0.00	0.00	0.00	0.00	0.00	0.00
01 1100 735 005 054	REG INSTR - SOFTWARE COMPUTERS BMS	0.00	0.00	0.00	0.00	0.00	0.00	0.00
01 1100 735 005 060	REG INSTR - SOFTWARE PE/HEALTH BMS	0.00	0.00	0.00	0.00	0.00	0.00	0.00
01 1100 735 005 070	REG INSTR - SOFTWARE SCIENCE BMS	0.00	0.00	0.00	0.00	0.00	0.00	0.00
01 1100 735 005 080	REG INSTR - SOFTWARE ART BMS	0.00	0.00	0.00	0.00	0.00	0.00	0.00
01 1100 735 005 081	REG INSTR - SOFTWARE VOCAL MUSIC BMS	0.00	200.00	200.00	0.00	(200.00)	0.00	(200.00)
01 1100 735 005 082	REG INSTR - SOFTWARE INSTR MUSIC BMS	0.00	6.99	6.99	0.00	(6.99)	0.00	(6.99)
01 1100 735 005 083	REG INSTR - SOFTWARE GENERAL MUSIC BMS	0.00	0.00	0.00	0.00	0.00	0.00	0.00
01 1100 735 006	REG INSTR - SOFTWARE AP	5,756.00	0.00	0.00	0.00	5,756.00	0.00	5,756.00
01 1100 735 006 001	REG INSTR - SOFTWARE 1ST GRADE AP	0.00	0.00	0.00	0.00	0.00	0.00	0.00
01 1100 735 006 002	REG INSTR - SOFTWARE 2ND GRADE AP	0.00	0.00	0.00	0.00	0.00	0.00	0.00
01 1100 735 006 003	REG INSTR - SOFTWARE 3RD GRADE AP	0.00	0.00	0.00	0.00	0.00	0.00	0.00
01 1100 735 006 004	REG INSTR - SOFTWARE 4TH GRADE AP	829.00	0.00	0.00	0.00	829.00	0.00	829.00
01 1100 735 006 005	REG INSTR - SOFTWARE 5TH GRADE AP	0.00	0.00	0.00	0.00	0.00	0.00	0.00
01 1100 735 006 007	REG INSTR - SOFTWARE KDG AP	0.00	0.00	0.00	0.00	0.00	0.00	0.00
01 1100 735 006 060	REG INSTR - SOFTWARE PE AP	0.00	0.00	0.00	0.00	0.00	0.00	0.00
01 1100 735 006 080	REG INSTR - SOFTWARE ART AP	0.00	0.00	0.00	0.00	0.00	0.00	0.00
01 1100 735 006 081	REG INSTR - SOFTWARE VOCAL MUSIC AP	0.00	0.00	0.00	0.00	0.00	0.00	0.00
01 1100 735 006 082	REG INSTR - SOFTWARE INSTR MUSIC AP	0.00	0.00	0.00	0.00	0.00	0.00	0.00
01 1100 735 007	REG INSTR - SOFTWARE SE	5,749.00	0.00	0.00	0.00	5,749.00	0.00	5,749.00
01 1100 735 007 001	REG INSTR - SOFTWARE 1ST GRADE SE	0.00	0.00	0.00	0.00	0.00	0.00	0.00
01 1100 735 007 002	REG INSTR - SOFTWARE 2ND GRADE SE	0.00	0.00	0.00	0.00	0.00	0.00	0.00
01 1100 735 007 003	REG INSTR - SOFTWARE 3RD GRADE SE	0.00	0.00	0.00	0.00	0.00	0.00	0.00
01 1100 735 007 004	REG INSTR - SOFTWARE 4TH GRADE SE	664.00	0.00	0.00	0.00	664.00	0.00	664.00
01 1100 735 007 005	REG INSTR - SOFTWARE 5TH GRADE SE	0.00	0.00	0.00	0.00	0.00	0.00	0.00
01 1100 735 007 007	REG INSTR - SOFTWARE KDG SE	0.00	0.00	0.00	0.00	0.00	0.00	0.00
01 1100 735 007 060	REG INSTR - SOFTWARE PE SE	0.00	0.00	0.00	0.00	0.00	0.00	0.00
01 1100 735 007 080	REG INSTR - SOFTWARE ART SE	0.00	0.00	0.00	0.00	0.00	0.00	0.00
01 1100 735 007 081	REG INSTR - SOFTWARE VOCAL MUSIC SE	0.00	0.00	0.00	0.00	0.00	0.00	0.00
01 1100 735 007 082	REG INSTR - SOFTWARE INSTR MUSIC SE	0.00	0.00	0.00	0.00	0.00	0.00	0.00
01 1100 735 008	REG INSTR - SOFTWARE BSMS	1,159.00	0.00	0.00	0.00	1,159.00	0.00	1,159.00
01 1100 735 008 015	REG INSTR - SOFTWARE ENGLISH BSMS	0.00	59.88	59.88	0.00	(59.88)	0.00	(59.88)

Account Number	Account Description	Revised Budget	Expended During Month	Expenditures to Date	% of Budget	Balance at EOM	P/ O Outstanding	Unencumbered Balance
01 1100 735 008 018	REG INSTR - SOFTWARE READING BSMS	0.00	0.00	0.00	0.00	0.00	0.00	0.00
01 1100 735 008 019	REG INSTR - SOFTWARE SPEECH/DRAMA BSMS	0.00	0.00	0.00	0.00	0.00	341.32	(341.32)
01 1100 735 008 022	REG INSTR - SOFTWARE WORLD LANG BSMS	0.00	0.00	0.00	0.00	0.00	0.00	0.00
01 1100 735 008 030	REG INSTR - SOFTWARE SOC STUD BSMS	0.00	0.00	0.00	0.00	0.00	0.00	0.00
01 1100 735 008 040	REG INSTR - SOFTWARE MATH BSMS	133.00	0.00	0.00	0.00	133.00	0.00	133.00
01 1100 735 008 050	REG INSTR - SOFTWARE T&L BSMS	0.00	0.00	0.00	0.00	0.00	0.00	0.00
01 1100 735 008 054	REG INSTR - SOFTWARE COMPUTERS BSMS	67.00	0.00	0.00	0.00	67.00	0.00	67.00
01 1100 735 008 060	REG INSTR - SOFTWARE PE/HEALTH BSMS	0.00	0.00	0.00	0.00	0.00	0.00	0.00
01 1100 735 008 070	REG INSTR - SOFTWARE SCIENCE BSMS	0.00	0.00	0.00	0.00	0.00	0.00	0.00
01 1100 735 008 080	REG INSTR - SOFTWARE ART BSMS	0.00	0.00	0.00	0.00	0.00	0.00	0.00
01 1100 735 008 081	REG INSTR - SOFTWARE VOCAL MUSIC BSMS	0.00	326.50	326.50	0.00	(326.50)	0.00	(326.50)
01 1100 735 008 082	REG INSTR - SOFTWARE INSTR MUSIC BSMS	0.00	0.00	0.00	0.00	0.00	0.00	0.00
01 1100 735 008 083	REG INSTR - SOFTWARE GENERAL MUSIC BSMS	0.00	658.80	658.80	0.00	(658.80)	0.00	(658.80)
01 1100 810 000	REG INSTR - DUES & FEES DISTRICT	4,058.00	3,253.00	3,253.00	80.16	805.00	0.00	805.00
01 1100 810 001	REG INSTR - DUES & FEES BHS	8,290.00	0.00	0.00	0.00	8,290.00	0.00	8,290.00
01 1100 810 001 015	REG INSTR - DUES & FEES ENGLISH BHS	0.00	0.00	0.00	0.00	0.00	0.00	0.00
01 1100 810 001 016	REG INSTR - DUES & FEES JOURNALISM BHS	796.00	280.00	280.00	35.18	516.00	0.00	516.00
01 1100 810 001 017	REG INSTR - DUES & FEES ONE-ACT BHS	0.00	0.00	0.00	0.00	0.00	0.00	0.00
01 1100 810 001 020	REG INSTR - DUES & FEES SPANISH BHS	845.00	140.87	597.60	101.36	247.40	258.88	(11.48)
01 1100 810 001 021	REG INSTR - DUES & FEES FRENCH BHS	173.00	0.00	0.00	0.00	173.00	0.00	173.00
01 1100 810 001 030	REG INSTR - DUES & FEES SOC STUD BHS	304.00	0.00	0.00	0.00	304.00	0.00	304.00
01 1100 810 001 040	REG INSTR - DUES & FEES MATH BHS	0.00	0.00	0.00	0.00	0.00	0.00	0.00
01 1100 810 001 050	REG INSTR - DUES & FEES T&L BHS	0.00	0.00	0.00	0.00	0.00	0.00	0.00
01 1100 810 001 051	REG INSTR - DUES & FEES BUSINESS BHS	443.00	0.00	0.00	0.00	443.00	0.00	443.00
01 1100 810 001 052	REG INSTR - DUES & FEES IND TECH BHS	1,172.00	0.00	245.00	20.90	927.00	0.00	927.00
01 1100 810 001 053	REG INSTR - DUES & FEES FCS BHS	0.00	0.00	0.00	0.00	0.00	0.00	0.00
01 1100 810 001 060	REG INSTR - DUES & FEES PE BHS	879.00	0.00	100.23	18.22	778.77	59.88	718.89
01 1100 810 001 070	REG INSTR - DUES & FEES SCIENCE BHS	0.00	0.00	0.00	0.00	0.00	0.00	0.00
01 1100 810 001 080	REG INSTR - DUES & FEES ART BHS	0.00	0.00	0.00	0.00	0.00	0.00	0.00
01 1100 810 001 081	REG INSTR - DUES & FEES VOCAL MUSIC BHS	2,036.00	110.00	253.00	22.71	1,783.00	209.37	1,573.63
01 1100 810 001 082	REG INSTR - DUES & FEES INSTR MUSIC BHS	4,219.00	478.00	728.00	19.85	3,491.00	109.37	3,381.63
01 1100 810 002	REG INSTR - DUES & FEES BE	1,415.00	0.00	0.00	0.00	1,415.00	0.00	1,415.00
01 1100 810 002 001	REG INSTR - DUES & FEES 1ST GRADE BE	0.00	0.00	0.00	0.00	0.00	0.00	0.00
01 1100 810 002 002	REG INSTR - DUES & FEES 2ND GRADE BE	0.00	0.00	0.00	0.00	0.00	0.00	0.00
01 1100 810 002 003	REG INSTR - DUES & FEES 3RD GRADE BE	133.00	0.00	0.00	0.00	133.00	0.00	133.00
01 1100 810 002 004	REG INSTR - DUES & FEES 4TH GRADE BE	799.00	0.00	0.00	0.00	799.00	0.00	799.00
01 1100 810 002 005	REG INSTR - DUES & FEES 5TH GRADE BE	588.00	0.00	0.00	0.00	588.00	0.00	588.00
01 1100 810 002 007	REG INSTR - DUES & FEES KDG BE	557.00	0.00	0.00	0.00	557.00	0.00	557.00
01 1100 810 002 060	REG INSTR - DUES & FEES PE BE	0.00	0.00	0.00	0.00	0.00	0.00	0.00
01 1100 810 002 080	REG INSTR - DUES & FEES ART BE	0.00	0.00	0.00	0.00	0.00	0.00	0.00
01 1100 810 002 081	REG INSTR - DUES & FEES VOCAL MUSIC BE	1,139.00	269.00	269.00	23.62	870.00	0.00	870.00
01 1100 810 002 082	REG INSTR - DUES & FEES INSTR MUSIC BE	0.00	0.00	0.00	0.00	0.00	0.00	0.00
01 1100 810 003	REG INSTR - DUES & FEES PC	0.00	50.00	50.00	0.00	(50.00)	150.00	(200.00)
01 1100 810 003 001	REG INSTR - DUES & FEES 1ST GRADE PC	0.00	0.00	0.00	0.00	0.00	0.00	0.00
01 1100 810 003 002	REG INSTR - DUES & FEES 2ND GRADE PC	708.00	0.00	0.00	0.00	708.00	0.00	708.00
01 1100 810 003 003	REG INSTR - DUES & FEES 3RD GRADE PC	0.00	414.00	414.00	0.00	(414.00)	0.00	(414.00)
01 1100 810 003 004	REG INSTR - DUES & FEES 4TH GRADE PC	0.00	0.00	0.00	0.00	0.00	0.00	0.00
01 1100 810 003 005	REG INSTR - DUES & FEES 5TH GRADE PC	111.00	0.00	0.00	0.00	111.00	0.00	111.00
01 1100 810 003 007	REG INSTR - DUES & FEES KDG PC	1,040.00	0.00	0.00	43.42	1,040.00	451.52	588.48
01 1100 810 003 060	REG INSTR - DUES & FEES PE PC	0.00	0.00	0.00	0.00	0.00	0.00	0.00
01 1100 810 003 080	REG INSTR - DUES & FEES ART PC	0.00	0.00	0.00	0.00	0.00	0.00	0.00
01 1100 810 003 081	REG INSTR - DUES & FEES VOCAL MUSIC PC	934.00	0.00	0.00	0.00	934.00	0.00	934.00
01 1100 810 003 082	REG INSTR - DUES & FEES INSTR MUSIC PC	0.00	0.00	0.00	0.00	0.00	0.00	0.00
01 1100 810 004	REG INSTR - DUES & FEES HE	0.00	0.00	0.00	0.00	0.00	0.00	0.00
01 1100 810 004 001	REG INSTR - DUES & FEES 1ST GRADE HE	0.00	0.00	0.00	0.00	0.00	0.00	0.00

Account Number	Account Description	Revised Budget	Expended During Month	Expenditures to Date	% of Budget	Balance at EOM	P/ O Outstanding	Unencumbered Balance
01 1100 810 004 002	REG INSTR - DUES & FEES 2ND GRADE HE	995.00	0.00	0.00	0.00	995.00	0.00	995.00
01 1100 810 004 003	REG INSTR - DUES & FEES 3RD GRADE HE	1,160.00	0.00	0.00	0.00	1,160.00	0.00	1,160.00
01 1100 810 004 004	REG INSTR - DUES & FEES 4TH GRADE HE	0.00	0.00	0.00	0.00	0.00	0.00	0.00
01 1100 810 004 005	REG INSTR - DUES & FEES 5TH GRADE HE	0.00	0.00	0.00	0.00	0.00	760.00	(760.00)
01 1100 810 004 007	REG INSTR - DUES & FEES KDG HE	456.00	0.00	0.00	0.00	456.00	0.00	456.00
01 1100 810 004 060	REG INSTR - DUES & FEES PE HE	0.00	0.00	0.00	0.00	0.00	0.00	0.00
01 1100 810 004 080	REG INSTR - DUES & FEES ART HE	0.00	0.00	0.00	0.00	0.00	0.00	0.00
01 1100 810 004 081	REG INSTR - DUES & FEES VOCAL MUSIC HE	553.00	0.00	0.00	0.00	553.00	0.00	553.00
01 1100 810 004 082	REG INSTR - DUES & FEES INSTR MUSIC HE	0.00	0.00	0.00	0.00	0.00	0.00	0.00
01 1100 810 005	REG INSTR - DUES & FEES BMS	0.00	0.00	0.00	0.00	0.00	0.00	0.00
01 1100 810 005 015	REG INSTR - DUES & FEES ENGLISH BMS	0.00	0.00	0.00	0.00	0.00	0.00	0.00
01 1100 810 005 018	REG INSTR - DUES & FEES READING BMS	0.00	0.00	0.00	0.00	0.00	0.00	0.00
01 1100 810 005 019	REG INSTR - DUES & FEES SPEECH/DRAMA BMS	0.00	0.00	0.00	0.00	0.00	0.00	0.00
01 1100 810 005 022	REG INSTR - DUES & FEES WORLD LANG BMS	0.00	0.00	0.00	0.00	0.00	0.00	0.00
01 1100 810 005 030	REG INSTR - DUES & FEES SOC STUD BMS	0.00	0.00	0.00	0.00	0.00	0.00	0.00
01 1100 810 005 040	REG INSTR - DUES & FEES MATH BMS	56.00	59.88	119.76	213.86	(63.76)	0.00	(63.76)
01 1100 810 005 050	REG INSTR - DUES & FEES T&L BMS	0.00	0.00	0.00	0.00	0.00	0.00	0.00
01 1100 810 005 054	REG INSTR - DUES & FEES COMPUTERS BMS	0.00	0.00	0.00	0.00	0.00	0.00	0.00
01 1100 810 005 060	REG INSTR - DUES & FEES PE/HEALTH BMS	0.00	0.00	0.00	0.00	0.00	0.00	0.00
01 1100 810 005 070	REG INSTR - DUES & FEES SCIENCE BMS	304.00	0.00	0.00	0.00	304.00	0.00	304.00
01 1100 810 005 080	REG INSTR - DUES & FEES ART BMS	0.00	0.00	0.00	0.00	0.00	0.00	0.00
01 1100 810 005 081	REG INSTR - DUES & FEES VOCAL MUSIC BMS	632.00	143.00	143.00	22.63	489.00	0.00	489.00
01 1100 810 005 082	REG INSTR - DUES & FEES INSTR MUSIC BMS	970.00	0.00	825.00	85.05	145.00	0.00	145.00
01 1100 810 005 083	REG INSTR - DUES & FEES GENERAL MUSIC BMS	229.00	125.00	125.00	54.59	104.00	0.00	104.00
01 1100 810 006	REG INSTR - DUES & FEES AP	719.00	0.00	0.00	0.00	719.00	0.00	719.00
01 1100 810 006 001	REG INSTR - DUES & FEES 1ST GRADE AP	1,006.00	0.00	0.00	0.00	1,006.00	0.00	1,006.00
01 1100 810 006 002	REG INSTR - DUES & FEES 2ND GRADE AP	829.00	0.00	0.00	0.00	829.00	0.00	829.00
01 1100 810 006 003	REG INSTR - DUES & FEES 3RD GRADE AP	929.00	0.00	0.00	0.00	929.00	0.00	929.00
01 1100 810 006 004	REG INSTR - DUES & FEES 4TH GRADE AP	0.00	0.00	0.00	0.00	0.00	0.00	0.00
01 1100 810 006 005	REG INSTR - DUES & FEES 5TH GRADE AP	697.00	0.00	0.00	0.00	697.00	0.00	697.00
01 1100 810 006 007	REG INSTR - DUES & FEES KDG AP	588.00	0.00	0.00	0.00	588.00	0.00	588.00
01 1100 810 006 060	REG INSTR - DUES & FEES PE AP	0.00	0.00	0.00	0.00	0.00	0.00	0.00
01 1100 810 006 080	REG INSTR - DUES & FEES ART AP	0.00	0.00	0.00	0.00	0.00	0.00	0.00
01 1100 810 006 081	REG INSTR - DUES & FEES VOCAL MUSIC AP	0.00	0.00	0.00	0.00	0.00	0.00	0.00
01 1100 810 006 082	REG INSTR - DUES & FEES INSTR MUSIC AP	0.00	0.00	0.00	0.00	0.00	0.00	0.00
01 1100 810 007	REG INSTR - DUES & FEES SE	111.00	0.00	0.00	0.00	111.00	0.00	111.00
01 1100 810 007 001	REG INSTR - DUES & FEES 1ST GRADE SE	1,032.00	0.00	0.00	0.00	1,032.00	0.00	1,032.00
01 1100 810 007 002	REG INSTR - DUES & FEES 2ND GRADE SE	418.00	0.00	0.00	0.00	418.00	0.00	418.00
01 1100 810 007 003	REG INSTR - DUES & FEES 3RD GRADE SE	470.00	0.00	0.00	0.00	470.00	0.00	470.00
01 1100 810 007 004	REG INSTR - DUES & FEES 4TH GRADE SE	0.00	0.00	0.00	0.00	0.00	0.00	0.00
01 1100 810 007 005	REG INSTR - DUES & FEES 5TH GRADE SE	0.00	0.00	0.00	0.00	0.00	0.00	0.00
01 1100 810 007 007	REG INSTR - DUES & FEES KDG SE	456.00	0.00	0.00	0.00	456.00	0.00	456.00
01 1100 810 007 060	REG INSTR - DUES & FEES PE SE	0.00	0.00	0.00	0.00	0.00	0.00	0.00
01 1100 810 007 080	REG INSTR - DUES & FEES ART SE	0.00	0.00	0.00	0.00	0.00	0.00	0.00
01 1100 810 007 081	REG INSTR - DUES & FEES VOCAL MUSIC SE	664.00	0.00	0.00	0.00	664.00	0.00	664.00
01 1100 810 007 082	REG INSTR - DUES & FEES INSTR MUSIC SE	0.00	0.00	0.00	0.00	0.00	0.00	0.00
01 1100 810 008	REG INSTR - DUES & FEES BSMS	885.00	0.00	0.00	0.00	885.00	0.00	885.00
01 1100 810 008 015	REG INSTR - DUES & FEES ENGLISH BSMS	0.00	0.00	0.00	0.00	0.00	0.00	0.00
01 1100 810 008 018	REG INSTR - DUES & FEES READING BSMS	0.00	0.00	0.00	0.00	0.00	0.00	0.00
01 1100 810 008 019	REG INSTR - DUES & FEES SPEECH/DRAMA BSMS	0.00	0.00	0.00	0.00	0.00	0.00	0.00
01 1100 810 008 022	REG INSTR - DUES & FEES WORLD LANG BSMS	0.00	0.00	0.00	0.00	0.00	0.00	0.00
01 1100 810 008 030	REG INSTR - DUES & FEES SOC STUD BSMS	0.00	0.00	0.00	0.00	0.00	0.00	0.00
01 1100 810 008 040	REG INSTR - DUES & FEES MATH BSMS	0.00	0.00	0.00	0.00	0.00	0.00	0.00
01 1100 810 008 050	REG INSTR - DUES & FEES T&L BSMS	0.00	0.00	0.00	0.00	0.00	0.00	0.00
01 1100 810 008 054	REG INSTR - DUES & FEES COMPUTERS BSMS	0.00	0.00	0.00	0.00	0.00	0.00	0.00

Account Number	Account Description	Revised Budget	Expended During Month	Expenditures to Date	% of Budget	Balance at EOM	P/ O Outstanding	Unencumbered Balance
01 1100 810 008 060	REG INSTR - DUES & FEES PE/HEALTH BSMS	0.00	0.00	0.00	0.00	0.00	0.00	0.00
01 1100 810 008 070	REG INSTR - DUES & FEES SCIENCE BSMS	0.00	0.00	0.00	0.00	0.00	0.00	0.00
01 1100 810 008 080	REG INSTR - DUES & FEES ART BSMS	0.00	0.00	0.00	0.00	0.00	0.00	0.00
01 1100 810 008 081	REG INSTR - DUES & FEES VOCAL MUSIC BSMS	964.00	110.00	110.00	11.41	854.00	0.00	854.00
01 1100 810 008 082	REG INSTR - DUES & FEES INSTR MUSIC BSMS	1,098.00	0.00	825.00	75.14	273.00	0.00	273.00
01 1100 810 008 083	REG INSTR - DUES & FEES GENERAL MUSIC BSMS	387.00	0.00	143.00	36.95	244.00	0.00	244.00
01 1100 890 000	REG INSTR - OTHER MISC DISTRICT	0.00	0.00	0.00	0.00	0.00	0.00	0.00
01 1100 890 001	REG INSTR - OTHER MISC BHS	0.00	0.00	0.00	0.00	0.00	0.00	0.00
01 1100 890 001 015	REG INSTR - OTHER MISC ENGLISH BHS	0.00	0.00	0.00	0.00	0.00	0.00	0.00
01 1100 890 001 016	REG INSTR - OTHER MISC JOURNALISM BHS	0.00	0.00	0.00	0.00	0.00	0.00	0.00
01 1100 890 001 017	REG INSTR - OTHER MISC ONE-ACT/SPEECH BHS	0.00	0.00	0.00	0.00	0.00	0.00	0.00
01 1100 890 001 020	REG INSTR - OTHER MISC SPANISH BHS	0.00	0.00	0.00	0.00	0.00	0.00	0.00
01 1100 890 001 021	REG INSTR - OTHER MISC FRENCH BHS	0.00	0.00	0.00	0.00	0.00	0.00	0.00
01 1100 890 001 030	REG INSTR - OTHER MISC SOC STUD BHS	0.00	0.00	0.00	0.00	0.00	0.00	0.00
01 1100 890 001 040	REG INSTR - OTHER MISC MATH BHS	0.00	0.00	0.00	0.00	0.00	0.00	0.00
01 1100 890 001 051	REG INSTR - OTHER MISC BUSINESS BHS	0.00	0.00	0.00	0.00	0.00	0.00	0.00
01 1100 890 001 052	REG INSTR - OTHER MISC IND TECH BHS	0.00	0.00	0.00	0.00	0.00	0.00	0.00
01 1100 890 001 053	REG INSTR - OTHER MISC FCS BHS	0.00	0.00	0.00	0.00	0.00	0.00	0.00
01 1100 890 001 060	REG INSTR - OTHER MISC PE BHS	0.00	0.00	0.00	0.00	0.00	0.00	0.00
01 1100 890 001 070	REG INSTR - OTHER MISC SCIENCE BHS	0.00	0.00	0.00	0.00	0.00	0.00	0.00
01 1100 890 001 080	REG INSTR - OTHER MISC ART BHS	0.00	0.00	0.00	0.00	0.00	0.00	0.00
01 1100 890 001 081	REG INSTR - OTHER MISC VOCAL MUSIC BHS	0.00	0.00	0.00	0.00	0.00	0.00	0.00
01 1100 890 001 082	REG INSTR - OTHER MISC INSTR MUSIC BHS	0.00	0.00	0.00	0.00	0.00	0.00	0.00
01 1100 890 002	REG INSTR - OTHER MISC BE	0.00	0.00	0.00	0.00	0.00	0.00	0.00
01 1100 890 002 001	REG INSTR - OTHER MISC 1ST GRADE BE	0.00	0.00	0.00	0.00	0.00	0.00	0.00
01 1100 890 002 002	REG INSTR - OTHER MISC 2ND GRADE BE	0.00	0.00	0.00	0.00	0.00	0.00	0.00
01 1100 890 002 003	REG INSTR - OTHER MISC 3RD GRADE BE	0.00	0.00	0.00	0.00	0.00	0.00	0.00
01 1100 890 002 004	REG INSTR - OTHER MISC 4TH GRADE BE	0.00	0.00	0.00	0.00	0.00	0.00	0.00
01 1100 890 002 005	REG INSTR - OTHER MISC 5TH GRADE BE	0.00	0.00	0.00	0.00	0.00	0.00	0.00
01 1100 890 002 007	REG INSTR - OTHER MISC KDG BE	0.00	0.00	0.00	0.00	0.00	0.00	0.00
01 1100 890 002 060	REG INSTR - OTHER MISC PE BE	0.00	0.00	0.00	0.00	0.00	0.00	0.00
01 1100 890 002 080	REG INSTR - OTHER MISC ART BE	0.00	0.00	0.00	0.00	0.00	0.00	0.00
01 1100 890 002 081	REG INSTR - OTHER MISC VOCAL MUSIC BE	0.00	0.00	0.00	0.00	0.00	0.00	0.00
01 1100 890 002 082	REG INSTR - OTHER MISC INSTR MUSIC BE	0.00	0.00	0.00	0.00	0.00	0.00	0.00
01 1100 890 003	REG INSTR - OTHER MISC PC	0.00	0.00	0.00	0.00	0.00	0.00	0.00
01 1100 890 003 001	REG INSTR - OTHER MISC 1ST GRADE PC	0.00	0.00	0.00	0.00	0.00	0.00	0.00
01 1100 890 003 002	REG INSTR - OTHER MISC 2ND GRADE PC	0.00	0.00	0.00	0.00	0.00	0.00	0.00
01 1100 890 003 003	REG INSTR - OTHER MISC 3RD GRADE PC	0.00	0.00	0.00	0.00	0.00	0.00	0.00
01 1100 890 003 004	REG INSTR - OTHER MISC 4TH GRADE PC	0.00	0.00	0.00	0.00	0.00	0.00	0.00
01 1100 890 003 005	REG INSTR - OTHER MISC 5TH GRADE PC	0.00	0.00	0.00	0.00	0.00	0.00	0.00
01 1100 890 003 007	REG INSTR - OTHER MISC KDG PC	0.00	0.00	0.00	0.00	0.00	0.00	0.00
01 1100 890 003 060	REG INSTR - OTHER MISC PE PC	0.00	0.00	0.00	0.00	0.00	0.00	0.00
01 1100 890 003 080	REG INSTR - OTHER MISC ART PC	0.00	0.00	0.00	0.00	0.00	0.00	0.00
01 1100 890 003 081	REG INSTR - OTHER MISC VOCAL MUSIC PC	0.00	0.00	0.00	0.00	0.00	0.00	0.00
01 1100 890 003 082	REG INSTR - OTHER MISC INSTR MUSIC PC	0.00	0.00	0.00	0.00	0.00	0.00	0.00
01 1100 890 004	REG INSTR - OTHER MISC HE	0.00	0.00	0.00	0.00	0.00	0.00	0.00
01 1100 890 004 001	REG INSTR - OTHER MISC 1ST GRADE HE	0.00	0.00	0.00	0.00	0.00	0.00	0.00
01 1100 890 004 002	REG INSTR - OTHER MISC 2ND GRADE HE	0.00	0.00	0.00	0.00	0.00	0.00	0.00
01 1100 890 004 003	REG INSTR - OTHER MISC 3RD GRADE HE	0.00	0.00	0.00	0.00	0.00	0.00	0.00
01 1100 890 004 004	REG INSTR - OTHER MISC 4TH GRADE HE	0.00	0.00	0.00	0.00	0.00	0.00	0.00
01 1100 890 004 005	REG INSTR - OTHER MISC 5TH GRADE HE	0.00	0.00	0.00	0.00	0.00	0.00	0.00
01 1100 890 004 007	REG INSTR - OTHER MISC KDG HE	0.00	0.00	0.00	0.00	0.00	0.00	0.00
01 1100 890 004 060	REG INSTR - OTHER MISC PE HE	0.00	0.00	0.00	0.00	0.00	0.00	0.00
01 1100 890 004 080	REG INSTR - OTHER MISC ART HE	0.00	0.00	0.00	0.00	0.00	0.00	0.00
01 1100 890 004 081	REG INSTR - OTHER MISC VOCAL MUSIC HE	0.00	0.00	0.00	0.00	0.00	0.00	0.00

Account Number	Account Description	Revised Budget	Expended During Month	Expenditures to Date	% of Budget	Balance at EOM	P/ O Outstanding	Unencumbered Balance
01 1100 890 004 082	REG INSTR - OTHER MISC INSTR MUSIC HE	0.00	0.00	0.00	0.00	0.00	0.00	0.00
01 1100 890 005	REG INSTR - OTHER MISC BMS	0.00	0.00	0.00	0.00	0.00	0.00	0.00
01 1100 890 005 015	REG INSTR - OTHER MISC ENGLISH BMS	0.00	0.00	0.00	0.00	0.00	0.00	0.00
01 1100 890 005 018	REG INSTR - OTHER MISC READING BMS	0.00	0.00	0.00	0.00	0.00	0.00	0.00
01 1100 890 005 019	REG INSTR - OTHER MISC SPEECH/DRAMA BMS	0.00	0.00	0.00	0.00	0.00	0.00	0.00
01 1100 890 005 022	REG INSTR - OTHER MISC WORLD LANG BMS	0.00	0.00	0.00	0.00	0.00	0.00	0.00
01 1100 890 005 030	REG INSTR - OTHER MISC SOC STUD BMS	0.00	0.00	0.00	0.00	0.00	0.00	0.00
01 1100 890 005 040	REG INSTR - OTHER MISC MATH BMS	0.00	0.00	0.00	0.00	0.00	0.00	0.00
01 1100 890 005 050	REG INSTR - OTHER MISC T&L BMS	0.00	0.00	0.00	0.00	0.00	0.00	0.00
01 1100 890 005 054	REG INSTR - OTHER MISC COMPUTERS BMS	0.00	0.00	0.00	0.00	0.00	0.00	0.00
01 1100 890 005 060	REG INSTR - OTHER MISC PE/HEALTH BMS	0.00	0.00	0.00	0.00	0.00	0.00	0.00
01 1100 890 005 070	REG INSTR - OTHER MISC SCIENCE BMS	0.00	0.00	0.00	0.00	0.00	0.00	0.00
01 1100 890 005 080	REG INSTR - OTHER MISC ART BMS	0.00	0.00	0.00	0.00	0.00	0.00	0.00
01 1100 890 005 081	REG INSTR - OTHER MISC VOCAL MUSIC BMS	0.00	0.00	0.00	0.00	0.00	0.00	0.00
01 1100 890 005 082	REG INSTR - OTHER MISC INSTR MUSIC BMS	0.00	0.00	0.00	0.00	0.00	0.00	0.00
01 1100 890 005 083	REG INSTR - OTHER MISC GENERAL MUSIC BMS	0.00	0.00	0.00	0.00	0.00	0.00	0.00
01 1100 890 006	REG INSTR - OTHER MISC AP	0.00	0.00	0.00	0.00	0.00	0.00	0.00
01 1100 890 006 001	REG INSTR - OTHER MISC 1ST GRADE AP	0.00	0.00	0.00	0.00	0.00	0.00	0.00
01 1100 890 006 002	REG INSTR - OTHER MISC 2ND GRADE AP	0.00	0.00	0.00	0.00	0.00	0.00	0.00
01 1100 890 006 003	REG INSTR - OTHER MISC 3RD GRADE AP	0.00	0.00	0.00	0.00	0.00	0.00	0.00
01 1100 890 006 004	REG INSTR - OTHER MISC 4TH GRADE AP	0.00	0.00	0.00	0.00	0.00	0.00	0.00
01 1100 890 006 005	REG INSTR - OTHER MISC 5TH GRADE AP	0.00	0.00	0.00	0.00	0.00	0.00	0.00
01 1100 890 006 007	REG INSTR - OTHER MISC KDG AP	0.00	0.00	0.00	0.00	0.00	0.00	0.00
01 1100 890 006 060	REG INSTR - OTHER MISC PE AP	0.00	0.00	0.00	0.00	0.00	0.00	0.00
01 1100 890 006 080	REG INSTR - OTHER MISC ART AP	0.00	0.00	0.00	0.00	0.00	0.00	0.00
01 1100 890 006 081	REG INSTR - OTHER MISC VOCAL MUSIC AP	0.00	0.00	0.00	0.00	0.00	0.00	0.00
01 1100 890 006 082	REG INSTR - OTHER MISC INSTR MUSIC AP	0.00	0.00	0.00	0.00	0.00	0.00	0.00
01 1100 890 007	REG INSTR - OTHER MISC SE	0.00	0.00	0.00	0.00	0.00	0.00	0.00
01 1100 890 007 001	REG INSTR - OTHER MISC 1ST GRADE SE	0.00	0.00	0.00	0.00	0.00	0.00	0.00
01 1100 890 007 002	REG INSTR - OTHER MISC 2ND GRADE SE	0.00	0.00	0.00	0.00	0.00	0.00	0.00
01 1100 890 007 003	REG INSTR - OTHER MISC 3RD GRADE SE	0.00	0.00	0.00	0.00	0.00	0.00	0.00
01 1100 890 007 004	REG INSTR - OTHER MISC 4TH GRADE SE	0.00	0.00	0.00	0.00	0.00	0.00	0.00
01 1100 890 007 005	REG INSTR - OTHER MISC 5TH GRADE SE	0.00	0.00	0.00	0.00	0.00	0.00	0.00
01 1100 890 007 007	REG INSTR - OTHER MISC KDG SE	0.00	0.00	0.00	0.00	0.00	0.00	0.00
01 1100 890 007 060	REG INSTR - OTHER MISC PE SE	0.00	0.00	0.00	0.00	0.00	0.00	0.00
01 1100 890 007 080	REG INSTR - OTHER MISC ART SE	0.00	0.00	0.00	0.00	0.00	0.00	0.00
01 1100 890 007 081	REG INSTR - OTHER MISC VOCAL MUSIC SE	0.00	0.00	0.00	0.00	0.00	0.00	0.00
01 1100 890 007 082	REG INSTR - OTHER MISC INSTR MUSIC SE	0.00	0.00	0.00	0.00	0.00	0.00	0.00
01 1100 890 008	REG INSTR - OTHER MISC BSMS	0.00	0.00	0.00	0.00	0.00	0.00	0.00
01 1100 890 008 015	REG INSTR - OTHER MISC ENGLISH BSMS	0.00	0.00	0.00	0.00	0.00	0.00	0.00
01 1100 890 008 018	REG INSTR - OTHER MISC READING BSMS	0.00	0.00	0.00	0.00	0.00	0.00	0.00
01 1100 890 008 019	REG INSTR - OTHER MISC SPEECH/DRAMA BSMS	0.00	0.00	0.00	0.00	0.00	0.00	0.00
01 1100 890 008 022	REG INSTR - OTHER MISC WORLD LANG BSMS	0.00	0.00	0.00	0.00	0.00	0.00	0.00
01 1100 890 008 030	REG INSTR - OTHER MISC SOC STUD BSMS	0.00	0.00	0.00	0.00	0.00	0.00	0.00
01 1100 890 008 040	REG INSTR - OTHER MISC MATH BSMS	0.00	0.00	0.00	0.00	0.00	0.00	0.00
01 1100 890 008 050	REG INSTR - OTHER MISC T&L BSMS	0.00	0.00	0.00	0.00	0.00	0.00	0.00
01 1100 890 008 054	REG INSTR - OTHER MISC COMPUTERS BSMS	0.00	0.00	0.00	0.00	0.00	0.00	0.00
01 1100 890 008 060	REG INSTR - OTHER MISC PE/HEALTH BSMS	0.00	0.00	0.00	0.00	0.00	0.00	0.00
01 1100 890 008 070	REG INSTR - OTHER MISC SCIENCE BSMS	0.00	0.00	0.00	0.00	0.00	0.00	0.00
01 1100 890 008 080	REG INSTR - OTHER MISC ART BSMS	0.00	0.00	0.00	0.00	0.00	0.00	0.00
01 1100 890 008 081	REG INSTR - OTHER MISC VOCAL MUSIC BSMS	0.00	0.00	0.00	0.00	0.00	0.00	0.00
01 1100 890 008 082	REG INSTR - OTHER MISC INSTR MUSIC BSMS	0.00	0.00	0.00	0.00	0.00	0.00	0.00
01 1100 890 008 083	REG INSTR - OTHER MISC GENERAL MUSIC BSMS	0.00	0.00	0.00	0.00	0.00	0.00	0.00
1100	REGULAR INSTRUCTIONAL PROGRAMS	32,264,924.00	2,392,817.57	4,712,819.87	14.65	27,552,104.13	13,475.58	27,538,628.55
1125	REGULAR INSTRUCTIONAL PROGR SA FLEX							

Account Number	Account Description	Revised Budget	Expended During Month	Expenditures to Date	% of Budget	Balance at EOM	P/ O Outstanding	Unencumbered Balance
01 1125 111 002	REG INSTR SA FLEX - SALARIES TEACHERS BE	77,658.00	0.00	0.00	0.00	77,658.00	0.00	77,658.00
01 1125 111 003	REG INSTR SA FLEX - SALARIES TEACHERS PC	73,795.00	0.00	0.00	0.00	73,795.00	0.00	73,795.00
01 1125 111 004	REG INSTR SA FLEX - SALARIES TEACHERS HE	80,749.00	0.00	0.00	0.00	80,749.00	0.00	80,749.00
01 1125 211 002	REG INSTR SA FLEX - GROUP INS TEACHERS BE	27,700.00	0.00	0.00	0.00	27,700.00	0.00	27,700.00
01 1125 211 003	REG INSTR SA FLEX - GROUP INS TEACHERS PC	27,700.00	0.00	0.00	0.00	27,700.00	0.00	27,700.00
01 1125 211 004	REG INSTR SA FLEX - GROUP INS TEACHERS HE	10,294.00	0.00	0.00	0.00	10,294.00	0.00	10,294.00
01 1125 221 002	REG INSTR SA FLEX - SOC SEC TEACHERS BE	5,832.00	0.00	0.00	0.00	5,832.00	0.00	5,832.00
01 1125 221 003	REG INSTR SA FLEX - SOC SEC TEACHERS PC	5,537.00	0.00	0.00	0.00	5,537.00	0.00	5,537.00
01 1125 221 004	REG INSTR SA FLEX - SOC SEC TEACHERS HE	6,172.00	0.00	0.00	0.00	6,172.00	0.00	6,172.00
01 1125 231 002	REG INSTR SA FLEX - RETIREMENT TEACHERS BE	5,705.00	0.00	0.00	0.00	5,705.00	0.00	5,705.00
01 1125 231 003	REG INSTR SA FLEX - RETIREMENT TEACHERS PC	5,421.00	0.00	0.00	0.00	5,421.00	0.00	5,421.00
01 1125 231 004	REG INSTR SA FLEX - RETIREMENT TEACHERS HE	5,932.00	0.00	0.00	0.00	5,932.00	0.00	5,932.00
01 1125 237 002	REG INSTR SA FLEX - INCR RET CONTR BE	473.00	0.00	0.00	0.00	473.00	0.00	473.00
01 1125 237 003	REG INSTR SA FLEX - INCR RET CONTR PC	449.00	0.00	0.00	0.00	449.00	0.00	449.00
01 1125 237 004	REG INSTR SA FLEX - INCR RET CONTR HE	492.00	0.00	0.00	0.00	492.00	0.00	492.00
1125	REGULAR INSTRUCTIONAL PROGR SA FLEX	333,909.00	0.00	0.00	0.00	333,909.00	0.00	333,909.00
1150	LIMITED ENGLISH PROF PROGRAMS							
01 1150 111 000	LEP - SALARIES NON-INSTR DIST	170,391.00	13,091.67	26,183.34	15.37	144,207.66	0.00	144,207.66
01 1150 112 000	LEP - SALARIES INSTR AIDES DIST	36,526.00	5,223.96	8,847.80	24.22	27,678.20	0.00	27,678.20
01 1150 151 000	LEP - ADD'L COMP TEACHERS DIST	402.00	28.80	57.60	14.33	344.40	0.00	344.40
01 1150 152 000	LEP - ADD'L COMP INSTR AIDES DIST	87.00	9.85	19.70	22.64	67.30	0.00	67.30
01 1150 211 000	LEP - GROUP INS TEACHERS DIST	21,703.00	1,754.99	3,509.98	16.17	18,193.02	0.00	18,193.02
01 1150 212 000	LEP - GROUP INS INSTR AIDES DIST	45.00	4.20	8.40	18.67	36.60	0.00	36.60
01 1150 221 000	LEP - SOC SEC TEACHERS DIST	13,000.00	997.10	1,994.20	15.34	11,005.80	0.00	11,005.80
01 1150 222 000	LEP - SOC SEC INSTR AIDES DIST	2,801.00	399.89	677.38	24.18	2,123.62	0.00	2,123.62
01 1150 231 000	LEP - RETIREMENT TEACHERS DIST	12,516.00	958.64	1,917.28	15.32	10,598.72	0.00	10,598.72
01 1150 232 000	LEP - RETIREMENT INSTR AIDES DIST	2,685.00	382.52	647.87	24.13	2,037.13	0.00	2,037.13
01 1150 237 000	LEP - INCR RET CONTR DIST	1,303.00	0.00	0.00	0.00	1,303.00	0.00	1,303.00
01 1150 281 000	LEP - HEALTH BEN TEACHERS DIST	0.00	0.00	0.00	0.00	0.00	0.00	0.00
01 1150 580 000	LEP - TRAVEL & MILEAGE DIST	0.00	0.00	31.16	0.00	(31.16)	0.00	(31.16)
01 1150 610 000	LEP - SUPPLIES DIST	184.00	27.98	27.98	15.21	156.02	0.00	156.02
01 1150 733 000	LEP - FURN & EQUIP DIST	0.00	0.00	0.00	0.00	0.00	0.00	0.00
01 1150 734 000	LEP - HARDWARE DIST	0.00	0.00	0.00	0.00	0.00	0.00	0.00
01 1150 735 000	LEP - SOFTWARE DIST	0.00	0.00	0.00	0.00	0.00	0.00	0.00
01 1150 810 000	LEP - DUES & FEES DIST	6,100.00	59.25	154.05	14.82	5,945.95	750.00	5,195.95
1150	LIMITED ENGLISH PROF PROGRAMS	267,743.00	22,938.85	44,076.74	16.74	223,666.26	750.00	222,916.26
1160	POVERTY PROGRAMS							
01 1160 111 001	POVERTY - SALARIES TEACHERS BHS	57,523.00	0.00	0.00	0.00	57,523.00	0.00	57,523.00
01 1160 111 002	POVERTY - SALARIES TEACHERS BE	16,458.00	0.00	0.00	0.00	16,458.00	0.00	16,458.00
01 1160 111 003	POVERTY - SALARIES TEACHERS PC	26,096.00	0.00	0.00	0.00	26,096.00	0.00	26,096.00
01 1160 111 004	POVERTY - SALARIES TEACHERS HE	16,003.00	0.00	0.00	0.00	16,003.00	0.00	16,003.00
01 1160 111 005	POVERTY - SALARIES TEACHERS BMS	19,973.00	0.00	0.00	0.00	19,973.00	0.00	19,973.00
01 1160 111 006	POVERTY - SALARIES TEACHERS AP	12,003.00	0.00	0.00	0.00	12,003.00	0.00	12,003.00
01 1160 111 007	POVERTY - SALARIES TEACHERS SE	13,821.00	0.00	0.00	0.00	13,821.00	0.00	13,821.00
01 1160 111 008	POVERTY - SALARIES TEACHERS BSMS	38,927.00	0.00	0.00	0.00	38,927.00	0.00	38,927.00
01 1160 151 001	POVERTY - ADD'L COMP TEACHERS BHS	0.00	0.00	0.00	0.00	0.00	0.00	0.00
01 1160 151 002	POVERTY - ADD'L COMP TEACHERS BE	0.00	0.00	0.00	0.00	0.00	0.00	0.00
01 1160 151 003	POVERTY - ADD'L COMP TEACHERS PC	0.00	0.00	0.00	0.00	0.00	0.00	0.00
01 1160 151 004	POVERTY - ADD'L COMP TEACHERS HE	0.00	0.00	0.00	0.00	0.00	0.00	0.00
01 1160 151 005	POVERTY - ADD'L COMP TEACHERS BMS	0.00	0.00	0.00	0.00	0.00	0.00	0.00
01 1160 151 006	POVERTY - ADD'L COMP TEACHERS AP	0.00	0.00	0.00	0.00	0.00	0.00	0.00
01 1160 151 007	POVERTY - ADD'L COMP TEACHERS SE	0.00	0.00	0.00	0.00	0.00	0.00	0.00
01 1160 151 008	POVERTY - ADD'L COMP TEACHERS BSMS	0.00	0.00	0.00	0.00	0.00	0.00	0.00
01 1160 211 001	POVERTY - GROUP INS TEACHERS BHS	6,696.00	0.00	0.00	0.00	6,696.00	0.00	6,696.00

Account Number	Account Description	Revised Budget	Expended During Month	Expenditures to Date	% of Budget	Balance at EOM	P/ O Outstanding	Unencumbered Balance
01 1160 211 002	POVERTY - GROUP INS TEACHERS BE	6,519.00	0.00	0.00	0.00	6,519.00	0.00	6,519.00
01 1160 211 003	POVERTY - GROUP INS TEACHERS PC	6,523.00	0.00	0.00	0.00	6,523.00	0.00	6,523.00
01 1160 211 004	POVERTY - GROUP INS TEACHERS HE	6,519.00	0.00	0.00	0.00	6,519.00	0.00	6,519.00
01 1160 211 005	POVERTY - GROUP INS TEACHERS BMS	6,519.00	0.00	0.00	0.00	6,519.00	0.00	6,519.00
01 1160 211 006	POVERTY - GROUP INS TEACHERS AP	2,423.00	0.00	0.00	0.00	2,423.00	0.00	2,423.00
01 1160 211 007	POVERTY - GROUP INS TEACHERS SE	2,423.00	0.00	0.00	0.00	2,423.00	0.00	2,423.00
01 1160 211 008	POVERTY - GROUP INS TEACHERS BSMS	9,235.00	0.00	0.00	0.00	9,235.00	0.00	9,235.00
01 1160 221 001	POVERTY - SOC SEC TEACHERS BHS	4,448.00	0.00	0.00	0.00	4,448.00	0.00	4,448.00
01 1160 221 002	POVERTY - SOC SEC TEACHERS BE	1,170.00	0.00	0.00	0.00	1,170.00	0.00	1,170.00
01 1160 221 003	POVERTY - SOC SEC TEACHERS PC	2,021.00	0.00	0.00	0.00	2,021.00	0.00	2,021.00
01 1160 221 004	POVERTY - SOC SEC TEACHERS HE	1,201.00	0.00	0.00	0.00	1,201.00	0.00	1,201.00
01 1160 221 005	POVERTY - SOC SEC TEACHERS BMS	1,509.00	0.00	0.00	0.00	1,509.00	0.00	1,509.00
01 1160 221 006	POVERTY - SOC SEC TEACHERS AP	920.00	0.00	0.00	0.00	920.00	0.00	920.00
01 1160 221 007	POVERTY - SOC SEC TEACHERS SE	1,057.00	0.00	0.00	0.00	1,057.00	0.00	1,057.00
01 1160 221 008	POVERTY - SOC SEC TEACHERS BSMS	2,958.00	0.00	0.00	0.00	2,958.00	0.00	2,958.00
01 1160 231 001	POVERTY - RETIREMENT TEACHERS BHS	4,229.00	0.00	0.00	0.00	4,229.00	0.00	4,229.00
01 1160 231 002	POVERTY - RETIREMENT TEACHERS BE	1,214.00	0.00	0.00	0.00	1,214.00	0.00	1,214.00
01 1160 231 003	POVERTY - RETIREMENT TEACHERS PC	1,928.00	0.00	0.00	0.00	1,928.00	0.00	1,928.00
01 1160 231 004	POVERTY - RETIREMENT TEACHRES HE	1,177.00	0.00	0.00	0.00	1,177.00	0.00	1,177.00
01 1160 231 005	POVERTY - RETIREMENT TEACHERS BMS	1,468.00	0.00	0.00	0.00	1,468.00	0.00	1,468.00
01 1160 231 006	POVERTY - RETIREMENT TEACHERS AP	883.00	0.00	0.00	0.00	883.00	0.00	883.00
01 1160 231 007	POVERTY - RETIREMENT TEACHERS SE	1,016.00	0.00	0.00	0.00	1,016.00	0.00	1,016.00
01 1160 231 008	POVERTY - RETIREMENT TEACHERS BSMS	2,860.00	0.00	0.00	0.00	2,860.00	0.00	2,860.00
01 1160 237 001	POVERTY - INCR RET CONTR BHS	402.00	0.00	0.00	0.00	402.00	0.00	402.00
01 1160 237 002	POVERTY - INCR RET CONTR BE	101.00	0.00	0.00	0.00	101.00	0.00	101.00
01 1160 237 003	POVERTY - INCR RET CONTR PC	160.00	0.00	0.00	0.00	160.00	0.00	160.00
01 1160 237 004	POVERTY - INCR RET CONTR HE	98.00	0.00	0.00	0.00	98.00	0.00	98.00
01 1160 237 005	POVERTY - INCR RET CONTR BMS	122.00	0.00	0.00	0.00	122.00	0.00	122.00
01 1160 237 006	POVERTY - INCR RET CONTR AP	74.00	0.00	0.00	0.00	74.00	0.00	74.00
01 1160 237 007	POVERTY - INCR RET CONTR SE	85.00	0.00	0.00	0.00	85.00	0.00	85.00
01 1160 237 008	POVERTY - INCR RET CONTR BSMS	236.00	0.00	0.00	0.00	236.00	0.00	236.00
01 1160 281 001	POVERTY - HEALTH BEN TEACHERS BHS	1,095.00	0.00	0.00	0.00	1,095.00	0.00	1,095.00
01 1160 281 002	POVERTY - HEALTH BEN TEACHERS BE	0.00	0.00	0.00	0.00	0.00	0.00	0.00
01 1160 281 003	POVERTY - HEALTH BEN TEACHERS PC	659.00	0.00	0.00	0.00	659.00	0.00	659.00
01 1160 281 004	POVERTY - HEALTH BEN TEACHERS HE	0.00	0.00	0.00	0.00	0.00	0.00	0.00
01 1160 281 005	POVERTY - HEALTH BEN TEACHERS BMS	0.00	0.00	0.00	0.00	0.00	0.00	0.00
01 1160 281 006	POVERTY - HEALTH TEACHERS AP	0.00	0.00	0.00	0.00	0.00	0.00	0.00
01 1160 281 007	POVERTY - HEALTH TEACHERS SE	0.00	0.00	0.00	0.00	0.00	0.00	0.00
01 1160 281 008	POVERTY - HEALTH BEN TEACHERS BSMS	0.00	0.00	0.00	0.00	0.00	0.00	0.00
01 1160 340 002	POVERTY - OTHER PROF SERVICES BE	0.00	0.00	0.00	0.00	0.00	0.00	0.00
01 1160 340 006	POVERTY - OTHER PROF SERVICES AP	0.00	0.00	0.00	0.00	0.00	0.00	0.00
01 1160 610 002	POVERTY - SUPPLIES BE	0.00	0.00	0.00	0.00	0.00	0.00	0.00
01 1160 610 006	POVERTY - SUPPLIES AP	0.00	0.00	0.00	0.00	0.00	0.00	0.00
1160	PROVERTY PROGRAMS	280,752.00	0.00	0.00	0.00	280,752.00	0.00	280,752.00
1200	SPECIAL EDUCATION INSTRUCTIONAL PROGRAMS							
01 1200 110 000	SPED - SALARIES NON-INSTR DIST	158,057.00	12,758.05	25,349.37	16.04	132,707.63	0.00	132,707.63
01 1200 111 000	SPED - SALARIES TEACHERS DIST	242,150.00	18,818.63	37,637.26	15.54	204,512.74	0.00	204,512.74
01 1200 111 001	SPED - SALARIES TEACHERS BHS	546,948.00	45,755.37	91,510.74	16.73	455,437.26	0.00	455,437.26
01 1200 111 002	SPED - SALARIES TEACHERS BE	286,848.00	19,480.16	48,942.71	17.06	237,905.29	0.00	237,905.29
01 1200 111 003	SPED - SALARIES TEACHERS PC	283,855.00	20,707.49	41,414.98	14.59	242,440.02	0.00	242,440.02
01 1200 111 004	SPED - SALARIES TEACHERS HE	312,296.00	22,517.67	39,242.28	12.57	273,053.72	0.00	273,053.72
01 1200 111 005	SPED - SALARIES TEACHERS BMS	241,490.00	18,852.00	37,704.00	15.61	203,786.00	0.00	203,786.00
01 1200 111 006	SPED - SALARIES TEACHERS AP	188,704.00	19,310.20	38,620.40	20.47	150,083.60	0.00	150,083.60
01 1200 111 007	SPED - SALARIES TEACHERS SE	127,679.00	9,949.66	19,899.32	15.59	107,779.68	0.00	107,779.68
01 1200 111 008	SPED - SALARIES TEACHERS BSMS	277,872.00	24,923.26	49,846.52	17.94	228,025.48	0.00	228,025.48

Account Number	Account Description	Revised Budget	Expended During Month	Expenditures to Date	% of Budget	Balance at EOM	P/ O Outstanding	Unencumbered Balance
01 1200 112 000	SPED - SALARIES INSTR AIDES	57,018.00	5,116.04	8,305.85	14.57	48,712.15	0.00	48,712.15
01 1200 112 001	SPED - SALARIES INSTR AIDES BHS	78,134.00	10,137.22	20,147.42	25.79	57,986.58	0.00	57,986.58
01 1200 112 002	SPED - SALARIES INSTR AIDES BE	187,964.00	19,326.74	32,507.30	17.29	155,456.70	0.00	155,456.70
01 1200 112 003	SPED - SALARIES INSTR AIDES PC	162,376.00	19,948.45	34,074.79	20.99	128,301.21	0.00	128,301.21
01 1200 112 004	SPED - SALARIES INSTR AIDES HE	174,601.00	18,936.51	34,259.18	19.62	140,341.82	0.00	140,341.82
01 1200 112 005	SPED - SALARIES INSTR AIDES BMS	75,310.00	7,618.47	11,921.13	15.83	63,388.87	0.00	63,388.87
01 1200 112 006	SPED - SALARIES INSTR AIDES AP	164,418.00	28,737.33	49,000.09	29.80	115,417.91	0.00	115,417.91
01 1200 112 007	SPED - SALARIES INSTR AIDES SE	69,462.00	9,631.29	16,067.27	23.13	53,394.73	0.00	53,394.73
01 1200 112 008	SPED - SALARIES INSTR AIDES BSMS	148,665.00	18,690.60	31,399.90	21.12	117,265.10	0.00	117,265.10
01 1200 122 001	SPED - SUB AIDES BHS	1,235.00	0.00	114.91	9.30	1,120.09	0.00	1,120.09
01 1200 122 002	SPED - SUB AIDES BE	11,306.00	228.29	228.29	2.02	11,077.71	0.00	11,077.71
01 1200 122 003	SPED - SUB AIDES PC	7,339.00	877.23	1,337.74	18.23	6,001.26	0.00	6,001.26
01 1200 122 004	SPED - SUB AIDES HE	28,070.00	2,513.66	4,206.70	14.99	23,863.30	0.00	23,863.30
01 1200 122 005	SPED - SUB AIDES BMS	2,669.00	175.28	1,171.87	43.91	1,497.13	0.00	1,497.13
01 1200 122 006	SPED - SUB AIDES AP	25,033.00	250.52	1,715.47	6.85	23,317.53	0.00	23,317.53
01 1200 122 007	SPED - SUB AIDES SE	13,558.00	646.72	874.50	6.45	12,683.50	0.00	12,683.50
01 1200 122 008	SPED - SUB AIDES BSMS	0.00	0.00	0.00	0.00	0.00	0.00	0.00
01 1200 123 001	SPED - SUB TEACHERS BHS	23,140.00	2,275.00	4,025.00	17.39	19,115.00	0.00	19,115.00
01 1200 123 002	SPED - SUB TEACHERS BE	9,625.00	3,057.50	3,495.00	36.31	6,130.00	0.00	6,130.00
01 1200 123 003	SPED - SUB TEACHERS PC	5,417.00	4,062.50	6,572.50	121.33	(1,155.50)	0.00	(1,155.50)
01 1200 123 004	SPED - SUB TEACHERS HE	20,336.00	175.00	175.00	0.86	20,161.00	0.00	20,161.00
01 1200 123 005	SPED - SUB TEACHERS BMS	6,037.00	1,400.00	2,100.00	34.79	3,937.00	0.00	3,937.00
01 1200 123 006	SPED - SUB TEACHERS AP	11,818.00	1,575.00	1,724.11	14.59	10,093.89	0.00	10,093.89
01 1200 123 007	SPED - SUB TEACHERS SE	3,772.00	2,882.50	2,970.00	78.74	802.00	0.00	802.00
01 1200 123 008	SPED - SUB TEACHERS BSMS	14,323.00	1,487.50	1,837.50	12.83	12,485.50	0.00	12,485.50
01 1200 130 000	SPED - OT SALARIES NON-INSTR DIST	0.00	0.00	26.39	0.00	(26.39)	0.00	(26.39)
01 1200 132 004	SPED - OT SALARIES NON-INSTR HE	73.00	0.00	0.00	0.00	73.00	0.00	73.00
01 1200 132 006	SPED - OT SALARIES NON- INSTR AP	1,066.00	150.13	223.14	20.93	842.86	0.00	842.86
01 1200 132 008	SPED - OT SALARIES NON- INSTR BSMS	0.00	0.00	0.00	0.00	0.00	0.00	0.00
01 1200 150 000	SPED - ADD'L COMP NON-INSTR DIST	347.00	27.96	55.92	16.12	291.08	0.00	291.08
01 1200 151 000	SPED - ADD'L COMP TEACHERS DIST	532.00	41.40	135.82	25.53	396.18	0.00	396.18
01 1200 151 001	SPED - ADD'L COMP TEACHERS BHS	5,706.00	129.18	964.97	16.91	4,741.03	0.00	4,741.03
01 1200 151 002	SPED - ADD'L COMP TEACHERS BE	5,130.00	137.43	619.95	12.08	4,510.05	0.00	4,510.05
01 1200 151 003	SPED - ADD'L COMP TEACHERS PC	6,055.00	74.66	320.81	5.30	5,734.19	0.00	5,734.19
01 1200 151 004	SPED - ADD'L COMP TEACHERS HE	8,134.00	78.06	1,143.78	14.06	6,990.22	0.00	6,990.22
01 1200 151 005	SPED - ADD'L COMP TEACHERS BMS	4,253.00	299.46	769.37	18.09	3,483.63	0.00	3,483.63
01 1200 151 006	SPED - ADD'L COMP TEACHERS AP	7,257.00	99.51	513.06	7.07	6,743.94	0.00	6,743.94
01 1200 151 007	SPED - ADD'L COMP TEACHERS SE	3,238.00	21.89	43.78	1.35	3,194.22	0.00	3,194.22
01 1200 151 008	SPED - ADD'L COMP TEACHERS BSMS	5,111.00	97.60	152.43	2.98	4,958.57	0.00	4,958.57
01 1200 152 000	SPED - ADD'L COMP AIDES	20,608.00	10.08	20.16	0.10	20,587.84	0.00	20,587.84
01 1200 152 001	SPED - ADD'L COMP AIDES BHS	151.00	17.95	40.92	27.10	110.08	0.00	110.08
01 1200 152 002	SPED - ADD'L COMP AIDES BE	382.00	33.68	62.83	16.45	319.17	0.00	319.17
01 1200 152 003	SPED - ADD'L COMP AIDES PC	443.00	46.09	84.05	18.97	358.95	0.00	358.95
01 1200 152 004	SPED - ADD'L COMP AIDES HE	381.00	36.86	73.72	19.35	307.28	0.00	307.28
01 1200 152 005	SPED - ADD'L COMP AIDES BMS	184.00	14.43	28.86	15.68	155.14	0.00	155.14
01 1200 152 006	SPED - ADD'L COMP AIDES AP	319.00	40.64	81.28	25.48	237.72	0.00	237.72
01 1200 152 007	SPED - ADD'L COMP AIDES SE	168.00	18.44	36.88	21.95	131.12	0.00	131.12
01 1200 152 008	SPED - ADD'L COMP AIDES BSMS	310.00	28.87	57.74	18.63	252.26	0.00	252.26
01 1200 210 000	SPED - GROUP INS NON-INSTR DIST	32,616.00	2,638.97	5,277.94	16.18	27,338.06	0.00	27,338.06
01 1200 211 000	SPED - GROUP INS TEACHERS/PROF DIST	27,202.00	2,638.97	5,277.94	19.40	21,924.06	0.00	21,924.06
01 1200 211 001	SPED - GROUP INS TEACHERS BHS	172,045.00	16,920.10	30,520.52	17.74	141,524.48	0.00	141,524.48
01 1200 211 002	SPED - GROUP INS TEACHERS BE	77,390.00	5,764.89	11,533.98	14.90	65,856.02	0.00	65,856.02
01 1200 211 003	SPED - GROUP INS TEACHERS PC	82,752.00	7,186.43	14,372.86	17.37	68,379.14	0.00	68,379.14
01 1200 211 004	SPED - GROUP INS TEACHERS HE	89,691.00	5,597.81	11,193.52	12.48	78,497.48	0.00	78,497.48
01 1200 211 005	SPED - GROUP INS TEACHERS BMS	125,855.00	10,183.29	20,366.58	16.18	105,488.42	0.00	105,488.42

Account Number	Account Description	Revised Budget	Expended During Month	Expenditures to Date	% of Budget	Balance at EOM	P/ O Outstanding	Unencumbered Balance
01 1200 211 006	SPED - GROUP INS TEACHERS AP	89,357.00	8,363.70	16,727.40	18.72	72,629.60	0.00	72,629.60
01 1200 211 007	SPED - GROUP INS TEACHERS SE	12,138.00	980.18	1,960.36	16.15	10,177.64	0.00	10,177.64
01 1200 211 008	SPED - GROUP INS TEACHERS BSMS	72,377.00	4,403.45	8,806.90	12.17	63,570.10	0.00	63,570.10
01 1200 212 000	SPED - GROUP INS INSTR AIDES	112.00	4.20	8.40	7.50	103.60	0.00	103.60
01 1200 212 001	SPED - GROUP INS AIDES BHS	5,319.00	370.05	784.77	14.75	4,534.23	0.00	4,534.23
01 1200 212 002	SPED - GROUP INS AIDES BE	221.00	16.80	31.50	14.25	189.50	0.00	189.50
01 1200 212 003	SPED - GROUP INS AIDES PC	202.00	15.75	31.50	15.59	170.50	0.00	170.50
01 1200 212 004	SPED - GROUP INS AIDES HE	9,221.00	15.69	31.36	0.34	9,189.64	0.00	9,189.64
01 1200 212 005	SPED - GROUP INS AIDES BMS	84.00	6.30	12.60	15.00	71.40	0.00	71.40
01 1200 212 006	SPED - GROUP INS AIDES AP	4,649.00	382.23	764.36	16.44	3,884.64	0.00	3,884.64
01 1200 212 007	SPED - GROUP INS AIDES SE	90.00	8.14	16.40	18.22	73.60	0.00	73.60
01 1200 212 008	SPED - GROUP INS AIDES BSMS	175.00	14.70	29.40	16.80	145.60	0.00	145.60
01 1200 220 000	SPED - SOC SEC NON-INSTR DIST	12,657.00	1,046.47	2,082.20	16.45	10,574.80	0.00	10,574.80
01 1200 221 000	SPED - SOC SEC TEACHERS DIST	18,548.00	1,438.61	2,881.28	15.53	15,666.72	0.00	15,666.72
01 1200 221 001	SPED - SOC SEC TEACHERS BHS	41,612.00	3,448.12	6,950.28	16.70	34,661.72	0.00	34,661.72
01 1200 221 002	SPED - SOC SEC TEACHERS BE	21,958.00	1,534.67	3,895.74	17.74	18,062.26	0.00	18,062.26
01 1200 221 003	SPED - SOC SEC TEACHERS PC	22,356.00	1,631.55	3,226.12	14.43	19,129.88	0.00	19,129.88
01 1200 221 004	SPED - SOC SEC TEACHERS HE	24,827.00	1,752.88	3,138.14	12.64	21,688.86	0.00	21,688.86
01 1200 221 005	SPED - SOC SEC TEACHERS BMS	18,488.00	1,432.72	2,881.38	15.59	15,606.62	0.00	15,606.62
01 1200 221 006	SPED - SOC SEC TEACHERS AP	14,097.00	1,395.94	2,815.88	19.98	11,281.12	0.00	11,281.12
01 1200 221 007	SPED - SOC SEC TEACHERS SE	10,491.00	798.66	1,597.32	15.23	8,893.68	0.00	8,893.68
01 1200 221 008	SPED - SOC SEC TEACHERS BSMS	21,533.00	1,906.04	3,808.82	17.69	17,724.18	0.00	17,724.18
01 1200 222 000	SPED - SOC SEC INSTR AIDES	5,762.00	392.15	636.94	11.05	5,125.06	0.00	5,125.06
01 1200 222 001	SPED - SOC SEC AIDES BHS	6,080.00	776.63	1,552.69	25.54	4,527.31	0.00	4,527.31
01 1200 222 002	SPED - SOC SEC AIDES BE	15,274.00	1,498.02	2,508.05	16.42	12,765.95	0.00	12,765.95
01 1200 222 003	SPED - SOC SEC AIDES PC	13,017.00	1,596.20	2,714.51	20.85	10,302.49	0.00	10,302.49
01 1200 222 004	SPED - SOC SEC AIDES HE	15,508.00	1,635.87	2,932.50	18.91	12,575.50	0.00	12,575.50
01 1200 222 005	SPED - SOC SEC AIDES BMS	5,967.00	596.33	1,001.86	16.79	4,965.14	0.00	4,965.14
01 1200 222 006	SPED - SOC SEC AIDES AP	14,596.00	2,228.72	3,896.20	26.69	10,699.80	0.00	10,699.80
01 1200 222 007	SPED - SOC SEC AIDES SE	6,364.00	783.85	1,291.22	20.29	5,072.78	0.00	5,072.78
01 1200 222 008	SPED - SOC SEC AIDES BSMS	11,397.00	1,431.54	2,405.50	21.11	8,991.50	0.00	8,991.50
01 1200 223 001	SPED - SOC SEC SUB TEACHERS BHS	1,771.00	174.08	307.97	17.39	1,463.03	0.00	1,463.03
01 1200 223 002	SPED - SOC SEC SUB TEACHERS BE	736.00	233.92	267.40	36.33	468.60	0.00	468.60
01 1200 223 003	SPED - SOC SEC SUB TEACHERS PC	415.00	310.76	502.78	121.15	(87.78)	0.00	(87.78)
01 1200 223 004	SPED - SOC SEC SUB TEACHERS HE	1,556.00	13.40	13.40	0.86	1,542.60	0.00	1,542.60
01 1200 223 005	SPED - SOC SEC SUB TEACHERS BMS	462.00	107.14	160.70	34.78	301.30	0.00	301.30
01 1200 223 006	SPED - SOC SEC SUB TEACHERS AP	905.00	120.53	131.93	14.58	773.07	0.00	773.07
01 1200 223 007	SPED - SOC SEC SUB TEACHERS SE	289.00	220.44	227.05	78.56	61.95	0.00	61.95
01 1200 223 008	SPED - SOC SEC SUB TEACHERS BSMS	1,096.00	113.80	140.56	12.82	955.44	0.00	955.44
01 1200 230 000	SPED - RETIREMENT NON-INSTR DIST	11,611.00	934.21	1,858.14	16.00	9,752.86	0.00	9,752.86
01 1200 231 000	SPED - RETIREMENT TEACHERS DIST	17,787.00	1,378.00	2,759.88	15.52	15,027.12	0.00	15,027.12
01 1200 231 001	SPED - RETIREMENT TEACHERS BHS	40,406.00	3,352.53	6,756.78	16.72	33,649.22	0.00	33,649.22
01 1200 231 002	SPED - RETIREMENT TEACHERS BE	21,400.00	1,433.29	3,622.17	16.93	17,777.83	0.00	17,777.83
01 1200 231 003	SPED - RETIREMENT TEACHERS PC	20,957.00	1,518.38	3,049.32	14.55	17,907.68	0.00	17,907.68
01 1200 231 004	SPED - RETIREMENT TEACHERS HE	23,157.00	2,388.48	3,687.54	15.92	19,469.46	0.00	19,469.46
01 1200 231 005	SPED - RETIREMENT TEACHERS BMS	17,958.00	1,399.33	2,811.15	15.65	15,146.85	0.00	15,146.85
01 1200 231 006	SPED - RETIREMENT TEACHERS AP	14,358.00	1,418.17	2,859.33	19.91	11,498.67	0.00	11,498.67
01 1200 231 007	SPED - RETIREMENT TEACHERS SE	9,551.00	728.57	1,457.14	15.26	8,093.86	0.00	8,093.86
01 1200 231 008	SPED - RETIREMENT TEACHERS BSMS	20,731.00	1,828.14	3,653.14	17.62	17,077.86	0.00	17,077.86
01 1200 232 000	SPED - RETIREMENT INSTR AIDES	5,699.00	374.61	608.19	10.67	5,090.81	0.00	5,090.81
01 1200 232 001	SPED - RETIREMENT AIDES BHS	5,743.00	708.31	1,386.69	24.15	4,356.31	0.00	4,356.31
01 1200 232 002	SPED - RETIREMENT AIDES BE	13,816.00	1,415.20	2,380.34	17.23	11,435.66	0.00	11,435.66
01 1200 232 003	SPED - RETIREMENT AIDES PC	11,933.00	1,460.72	2,495.12	20.91	9,437.88	0.00	9,437.88
01 1200 232 004	SPED - RETIREMENT AIDES HE	13,092.00	1,455.57	2,616.21	19.98	10,475.79	0.00	10,475.79
01 1200 232 005	SPED - RETIREMENT AIDES BMS	5,222.00	567.25	882.32	16.90	4,339.68	0.00	4,339.68

Account Number	Account Description	Revised Budget	Expended During Month	Expenditures to Date	% of Budget	Balance at EOM	P/ O Outstanding	Unencumbered Balance
01 1200 232 006	SPED - RETIREMENT AIDES AP	10,375.00	1,971.75	3,204.76	30.89	7,170.24	0.00	7,170.24
01 1200 232 007	SPED - RETIREMENT AIDES SE	5,106.00	705.24	1,176.51	23.04	3,929.49	0.00	3,929.49
01 1200 232 008	SPED - RETIREMENT AIDES BSMS	10,929.00	1,368.63	2,299.26	21.04	8,629.74	0.00	8,629.74
01 1200 233 001	SPED - RETIREMENT SUB TEACHERS BHS	0.00	0.00	0.00	0.00	0.00	0.00	0.00
01 1200 233 002	SPED - RETIREMENT SUB TEACHERS BE	0.00	0.00	0.00	0.00	0.00	0.00	0.00
01 1200 233 003	SPED - RETIREMENT SUB TEACHERS PC	0.00	0.00	0.00	0.00	0.00	0.00	0.00
01 1200 233 004	SPED - RETIREMENT SUB TEACHERS HE	221.00	0.00	0.00	0.00	221.00	0.00	221.00
01 1200 233 005	SPED - RETIREMENT SUB TEACHERS BMS	0.00	70.48	70.48	0.00	(70.48)	0.00	(70.48)
01 1200 233 006	SPED - RETIREMENT SUB TEACHERS AP	0.00	6.41	6.41	0.00	(6.41)	0.00	(6.41)
01 1200 233 007	SPED - RETIREMENT SUB TEACHERS SE	0.00	0.00	0.00	0.00	0.00	0.00	0.00
01 1200 233 008	SPED - RETIREMENT SUB TEACHERS BSMS	0.00	0.00	0.00	0.00	0.00	0.00	0.00
01 1200 237 000	SPED - INCR RET CONTR DIST	2,992.00	0.00	0.00	0.00	2,992.00	0.00	2,992.00
01 1200 237 001	SPED - INCR RET CONTR BHS	3,892.00	0.00	0.00	0.00	3,892.00	0.00	3,892.00
01 1200 237 002	SPED - INCR RET CONTR BE	3,104.00	0.00	0.00	0.00	3,104.00	0.00	3,104.00
01 1200 237 003	SPED - INCR RET CONTR PC	2,933.00	0.00	0.00	0.00	2,933.00	0.00	2,933.00
01 1200 237 004	SPED - INCR RET CONTR HE	3,234.00	0.00	0.00	0.00	3,234.00	0.00	3,234.00
01 1200 237 005	SPED - INCR RET CONTR BMS	1,989.00	0.00	0.00	0.00	1,989.00	0.00	1,989.00
01 1200 237 006	SPED - INCR RET CONTR AP	2,182.00	0.00	0.00	0.00	2,182.00	0.00	2,182.00
01 1200 237 007	SPED - INCR RET CONTR SE	1,291.00	0.00	0.00	0.00	1,291.00	0.00	1,291.00
01 1200 237 008	SPED - INCR RET CONTR BSMS	2,753.00	0.00	0.00	0.00	2,753.00	0.00	2,753.00
01 1200 280 000	SPED - HEALTH BEN NON-INSTR DIST	12,601.00	1,325.00	2,650.00	21.03	9,951.00	0.00	9,951.00
01 1200 281 001	SPED - HEALTH BEN TEACHERS BHS	10,797.00	475.00	950.00	8.80	9,847.00	0.00	9,847.00
01 1200 281 002	SPED - HEALTH BEN TEACHERS BE	4,081.00	712.50	1,900.00	46.56	2,181.00	0.00	2,181.00
01 1200 281 003	SPED - HEALTH BEN TEACHERS PC	21,593.00	1,678.38	3,356.76	15.55	18,236.24	0.00	18,236.24
01 1200 281 004	SPED - HEALTH BEN TEACHERS HE	6,301.00	475.00	950.00	15.08	5,351.00	0.00	5,351.00
01 1200 281 005	SPED - HEALTH BEN TEACHERS BMS	4,497.00	364.19	728.38	16.20	3,768.62	0.00	3,768.62
01 1200 281 006	SPED - HEALTH BEN TEACHERS AP	4,497.00	493.39	986.78	21.94	3,510.22	0.00	3,510.22
01 1200 281 007	SPED - HEALTH BEN TEACHERS SE	6,301.00	475.00	950.00	15.08	5,351.00	0.00	5,351.00
01 1200 281 008	SPED - HEALTH BEN TEACHERS BSMS	3,151.00	237.50	475.00	15.07	2,676.00	0.00	2,676.00
01 1200 320 000	SPED - PROF EDUCATIONAL SERVICES DIST	0.00	23,945.15	25,921.20	0.00	(25,921.20)	0.00	(25,921.20)
01 1200 320 001	SPED - PROF EDUCATIONAL SERVICES BHS	21,074.00	0.00	0.00	0.00	21,074.00	0.00	21,074.00
01 1200 320 002	SPED - PROF EDUCATIONAL SERVICES BE	0.00	0.00	0.00	0.00	0.00	0.00	0.00
01 1200 320 003	SPED - PROF EDUCATIONAL SERVICES PC	0.00	0.00	0.00	0.00	0.00	0.00	0.00
01 1200 320 004	SPED - PROF EDUCATIONAL SERVICES HE	0.00	0.00	0.00	0.00	0.00	100.00	(100.00)
01 1200 320 005	SPED - PROF EDUCATIONAL SERVICES BMS	0.00	0.00	0.00	0.00	0.00	0.00	0.00
01 1200 320 006	SPED - PROF EDUCATIONAL SERVICES AP	0.00	0.00	0.00	0.00	0.00	115.00	(115.00)
01 1200 320 007	SPED - PROF EDUCATIONAL SERVICES SE	0.00	0.00	0.00	0.00	0.00	0.00	0.00
01 1200 320 008	SPED - PROF EDUCATIONAL SERVICES BSMS	0.00	0.00	0.00	0.00	0.00	0.00	0.00
01 1200 332 001	SPED - MILEAGE TO PARENTS BHS	0.00	0.00	0.00	0.00	0.00	0.00	0.00
01 1200 334 000	SPED - MILEAGE TO PARENTS DIST	0.00	0.00	0.00	0.00	0.00	0.00	0.00
01 1200 334 001	SPED - MILEAGE TO PARENTS BHS	0.00	0.00	0.00	0.00	0.00	0.00	0.00
01 1200 340 000	SPED - OTHER PROF SERVICES	0.00	0.00	0.00	0.00	0.00	0.00	0.00
01 1200 561 000 098	SPED - TUIT PD TO OTHER DIST DIST	15,519.00	0.00	0.00	0.00	15,519.00	0.00	15,519.00
01 1200 561 001 098	SPED - TUIT PD TO OTHER DIST BHS	79,251.00	10,920.00	10,920.00	13.78	68,331.00	0.00	68,331.00
01 1200 561 001 099	SPED - TUIT PD TO ESU BHS	0.00	0.00	0.00	0.00	0.00	0.00	0.00
01 1200 561 002 098	SPED - TUIT PD TO OTHER DIST BE	0.00	0.00	0.00	0.00	0.00	0.00	0.00
01 1200 561 002 099	SPED - TUIT PD TO ESU BE	0.00	0.00	0.00	0.00	0.00	0.00	0.00
01 1200 561 003 098	SPED - TUIT PD TO OTHER DIST PC	0.00	0.00	0.00	0.00	0.00	0.00	0.00
01 1200 561 003 099	SPED - TUIT PD TO ESU PC	0.00	40.00	40.00	0.00	(40.00)	0.00	(40.00)
01 1200 561 004 098	SPED - TUIT PD TO OTHER DIST HE	0.00	0.00	0.00	0.00	0.00	0.00	0.00
01 1200 561 004 099	SPED - TUIT PD TO ESU HE	0.00	0.00	0.00	0.00	0.00	0.00	0.00
01 1200 561 005 098	SPED - TUIT PD TO OTHER DIST BMS	0.00	0.00	0.00	0.00	0.00	0.00	0.00
01 1200 561 005 099	SPED - TUIT PD TO ESU BMS	0.00	0.00	0.00	0.00	0.00	0.00	0.00
01 1200 561 006 098	SPED - TUITION TO OTHER DIST AP	0.00	0.00	0.00	0.00	0.00	0.00	0.00
01 1200 561 006 099	SPED - TUIT PD TO ESU AP	0.00	0.00	0.00	0.00	0.00	0.00	0.00

Account Number	Account Description	Revised Budget	Expended During Month	Expenditures to Date	% of Budget	Balance at EOM	P/ O Outstanding	Unencumbered Balance
01 1200 561 007 098	SPED - TUITION TO OTHER DIST SE	0.00	0.00	0.00	0.00	0.00	0.00	0.00
01 1200 561 007 099	SPED - TUIT PD TO ESU SE	0.00	0.00	0.00	0.00	0.00	0.00	0.00
01 1200 561 008 098	SPED - TUIT PD TO OTHER DIST BSMS	0.00	0.00	0.00	0.00	0.00	0.00	0.00
01 1200 561 008 099	SPED - TUIT PD TO ESU BSMS	0.00	0.00	0.00	0.00	0.00	0.00	0.00
01 1200 580 000	SPED - TRAVEL & MILEAGE DIST	7,041.00	485.56	710.30	10.09	6,330.70	0.00	6,330.70
01 1200 580 001	SPED - TRAVEL & MILEAGE BHS	58.00	0.00	0.00	0.00	58.00	0.00	58.00
01 1200 580 002	SPED - TRAVEL & MILEAGE BE	59.00	22.34	22.34	37.86	36.66	0.00	36.66
01 1200 580 003	SPED - TRAVEL & MILEAGE PC	372.00	0.00	0.00	0.00	372.00	0.00	372.00
01 1200 580 004	SPED - TRAVEL & MILEAGE HE	0.00	0.00	0.00	0.00	0.00	0.00	0.00
01 1200 580 005	SPED - TRAVEL & MILEAGE BMS	0.00	0.00	0.00	0.00	0.00	90.00	(90.00)
01 1200 580 006	SPED - TRAVEL & MILEAGE AP	158.00	0.00	30.40	19.24	127.60	0.00	127.60
01 1200 580 007	SPED - TRAVEL & MILEAGE SE	0.00	22.35	22.35	0.00	(22.35)	0.00	(22.35)
01 1200 580 008	SPED - TRAVEL & MILEAGE BSMS	59.00	0.00	0.00	0.00	59.00	0.00	59.00
01 1200 590 000	SPED - PURCHASED SERVICES DIST	0.00	0.00	0.00	0.00	0.00	0.00	0.00
01 1200 590 001	SPED - PURCHASED SERVICES BHS	0.00	0.00	0.00	0.00	0.00	0.00	0.00
01 1200 590 002	SPED - PURCHASED SERVICES BE	0.00	0.00	0.00	0.00	0.00	0.00	0.00
01 1200 590 003	SPED - PURCHASED SERVICES PC	0.00	0.00	0.00	0.00	0.00	0.00	0.00
01 1200 590 004	SPED - PURCHASED SERVICES HE	0.00	0.00	0.00	0.00	0.00	0.00	0.00
01 1200 590 005	SPED - PURCHASED SERVICES BMS	0.00	0.00	9.49	0.00	(9.49)	0.00	(9.49)
01 1200 590 006	SPED - PURCHASED SERVICES AP	0.00	0.00	0.00	0.00	0.00	0.00	0.00
01 1200 590 007	SPED - PURCHASED SERVICES SE	0.00	0.00	0.00	0.00	0.00	0.00	0.00
01 1200 590 008	SPED - PURCHASED SERVICES BSMS	45.00	9.00	9.00	20.00	36.00	0.00	36.00
01 1200 591 000	SPED - PURCH SRVCS FROM OTHER DIST DIST	43,762.00	10,304.00	10,304.00	23.55	33,458.00	0.00	33,458.00
01 1200 591 001	SPED - PURCH SRVCS FROM OTHER DIST BHS	43,855.00	0.00	0.00	0.00	43,855.00	0.00	43,855.00
01 1200 591 002	SPED - PURCH SRVCS FROM OTHER DIST BE	0.00	0.00	0.00	0.00	0.00	0.00	0.00
01 1200 591 003	SPED - PURCH SRVCS FROM OTHER DIST PC	17,810.00	0.00	0.00	0.00	17,810.00	0.00	17,810.00
01 1200 591 004	SPED - PURCH SRVCS FROM OTHER DIST HE	0.00	0.00	0.00	0.00	0.00	0.00	0.00
01 1200 591 005	SPED - PURCH SRVCS FROM OTHER DIST BMS	44,252.00	0.00	0.00	0.00	44,252.00	0.00	44,252.00
01 1200 591 006	SPED - PURCH SRVCS FROM OTHER DIST AP	0.00	0.00	0.00	0.00	0.00	0.00	0.00
01 1200 591 007	SPED - PURCH SRVCS FROM OTHER DIST SE	0.00	0.00	0.00	0.00	0.00	0.00	0.00
01 1200 591 008	SPED - PURCH SRVCS FROM OTHER DIST BSMS	66,462.00	0.00	0.00	0.00	66,462.00	0.00	66,462.00
01 1200 610 000	SPED - SUPPLIES DIST	38,341.00	(557.08)	4,068.52	49.60	34,272.48	14,950.15	19,322.33
01 1200 610 001	SPED - SUPPLIES BHS	11,102.00	380.20	859.49	7.93	10,242.51	21.02	10,221.49
01 1200 610 001 611	SPED - TESTING SUPPLIES BHS	105.00	0.00	0.00	0.00	105.00	0.00	105.00
01 1200 610 002	SPED - SUPPLIES BE	3,036.00	437.79	817.97	29.19	2,218.03	68.18	2,149.85
01 1200 610 002 611	SPED - TESTING SUPPLIES BE	0.00	0.00	0.00	0.00	0.00	0.00	0.00
01 1200 610 003	SPED - SUPPLIES PC	6,212.00	537.71	1,080.26	18.34	5,131.74	59.15	5,072.59
01 1200 610 003 611	SPED - TESTING SUPPLIES PC	0.00	0.00	0.00	0.00	0.00	0.00	0.00
01 1200 610 004	SPED - SUPPLIES HE	7,121.00	1,067.62	2,337.28	36.84	4,783.72	285.93	4,497.79
01 1200 610 004 611	SPED - TESTING SUPPLIES HE	0.00	0.00	0.00	0.00	0.00	0.00	0.00
01 1200 610 005	SPED - SUPPLIES BMS	2,642.00	0.00	156.68	5.93	2,485.32	0.00	2,485.32
01 1200 610 005 611	SPED - TESTING SUPPLIES BMS	0.00	0.00	0.00	0.00	0.00	0.00	0.00
01 1200 610 006	SPED - SUPPLIES AP	3,664.00	1,001.33	1,512.87	41.85	2,151.13	20.39	2,130.74
01 1200 610 006 611	SPED - TESTING SUPPLIES AP	0.00	0.00	0.00	0.00	0.00	0.00	0.00
01 1200 610 007	SPED - SUPPLIES SE	1,667.00	181.40	286.65	17.20	1,380.35	0.00	1,380.35
01 1200 610 007 611	SPED - TESTING SUPPLIES SE	0.00	0.00	0.00	0.00	0.00	0.00	0.00
01 1200 610 008	SPED - SUPPLIES BSMS	10,086.00	738.45	1,061.69	10.53	9,024.31	0.00	9,024.31
01 1200 610 008 611	SPED - TESTING SUPPLIES BSMS	0.00	0.00	0.00	0.00	0.00	0.00	0.00
01 1200 640 000	SPED - BOOKS & PER DIST	0.00	0.00	0.00	0.00	0.00	0.00	0.00
01 1200 640 001	SPED - BOOKS & PER BHS	117.00	0.00	0.00	0.00	117.00	0.00	117.00
01 1200 640 002	SPED - BOOKS & PER BE	0.00	0.00	0.00	0.00	0.00	0.00	0.00
01 1200 640 003	SPED - BOOKS & PER PC	0.00	0.00	0.00	0.00	0.00	0.00	0.00
01 1200 640 004	SPED - BOOKS & PER HE	0.00	0.00	0.00	0.00	0.00	0.00	0.00
01 1200 640 005	SPED - BOOKS & PER BMS	0.00	0.00	0.00	0.00	0.00	0.00	0.00
01 1200 640 006	SPED - BOOKS & PER AP	0.00	0.00	0.00	0.00	0.00	0.00	0.00

Account Number	Account Description	Revised Budget	Expended During Month	Expenditures to Date	% of Budget	Balance at EOM	P/ O Outstanding	Unencumbered Balance
01 1200 640 007	SPED - BOOKS & PER SE	0.00	0.00	0.00	0.00	0.00	0.00	0.00
01 1200 640 008	SPED - BOOKS & PER BSMS	55.00	0.00	0.00	0.00	55.00	0.00	55.00
01 1200 650 001	SPED - SUPPLIES TECH-REL BHS	0.00	0.00	0.00	0.00	0.00	0.00	0.00
01 1200 650 002	SPED - SUPPLIES TECH-REL BE	0.00	0.00	0.00	0.00	0.00	0.00	0.00
01 1200 650 003	SPED - SUPPLIES TECH-REL PC	0.00	0.00	0.00	0.00	0.00	0.00	0.00
01 1200 650 004	SPED - SUPPLIES TECH-REL HE	0.00	0.00	0.00	0.00	0.00	0.00	0.00
01 1200 650 005	SPED - SUPPLIES TECH-REL BMS	0.00	0.00	0.00	0.00	0.00	0.00	0.00
01 1200 650 006	SPED - SUPPLIES TECH-REL AP	142.00	0.00	0.00	0.00	142.00	0.00	142.00
01 1200 650 007	SPED - SUPPLIES TECH-REL SE	0.00	0.00	0.00	0.00	0.00	0.00	0.00
01 1200 650 008	SPED - SUPPLIES TECH-REL BSMS	0.00	0.00	0.00	0.00	0.00	0.00	0.00
01 1200 733 001	SPED - FURN & EQUIP BHS	0.00	0.00	0.00	0.00	0.00	0.00	0.00
01 1200 733 002	SPED - FURN & EQUIP BE	0.00	0.00	0.00	0.00	0.00	0.00	0.00
01 1200 733 003	SPED - FURN & EQUIP PC	121.00	0.00	0.00	0.00	121.00	0.00	121.00
01 1200 733 004	SPED - FURN & EQUIP HE	102.00	0.00	0.00	0.00	102.00	0.00	102.00
01 1200 733 005	SPED - FURN & EQUIP BMS	0.00	0.00	0.00	0.00	0.00	0.00	0.00
01 1200 733 006	SPED - FURN & EQUIP AP	544.00	0.00	0.00	0.00	544.00	0.00	544.00
01 1200 733 007	SPED - FURN & EQUIP SE	835.00	0.00	0.00	0.00	835.00	0.00	835.00
01 1200 733 008	SPED - FURN & EQUIP BSMS	68.00	0.00	0.00	0.00	68.00	0.00	68.00
01 1200 734 001	SPED - HARDWARE BHS	3,582.00	0.00	0.00	0.00	3,582.00	0.00	3,582.00
01 1200 734 002	SPED - HARDWARE BE	0.00	0.00	0.00	0.00	0.00	0.00	0.00
01 1200 734 003	SPED - HARDWARE PC	0.00	0.00	0.00	0.00	0.00	0.00	0.00
01 1200 734 004	SPED - HARDWARE HE	0.00	0.00	0.00	0.00	0.00	0.00	0.00
01 1200 734 005	SPED - HARDWARE BMS	0.00	0.00	0.00	0.00	0.00	0.00	0.00
01 1200 734 006	SPED - HARDWARE AP	802.00	0.00	0.00	0.00	802.00	0.00	802.00
01 1200 734 007	SPED - HARDWARE SE	0.00	0.00	0.00	0.00	0.00	0.00	0.00
01 1200 734 008	SPED - HARDWARE BSMS	330.00	0.00	0.00	0.00	330.00	0.00	330.00
01 1200 735 000	SPED - SOFTWARE DIST	0.00	0.00	3,289.00	0.00	(3,289.00)	0.00	(3,289.00)
01 1200 735 001	SPED - SOFTWARE BHS	0.00	0.00	0.00	0.00	0.00	0.00	0.00
01 1200 735 002	SPED - SOFTWARE BE	1,079.00	0.00	0.00	0.00	1,079.00	0.00	1,079.00
01 1200 735 003	SPED - SOFTWARE PC	1,079.00	0.00	0.00	0.00	1,079.00	0.00	1,079.00
01 1200 735 004	SPED - SOFTWARE HE	1,632.00	0.00	0.00	0.00	1,632.00	0.00	1,632.00
01 1200 735 005	SPED - SOFTWARE BMS	0.00	0.00	0.00	0.00	0.00	0.00	0.00
01 1200 735 006	SPED - SOFTWARE AP	1,411.00	0.00	0.00	0.00	1,411.00	0.00	1,411.00
01 1200 735 007	SPED - SOFTWARE SE	1,079.00	0.00	0.00	0.00	1,079.00	0.00	1,079.00
01 1200 735 008	SPED - SOFTWARE BSMS	0.00	0.00	0.00	0.00	0.00	0.00	0.00
01 1200 810 000	SPED - DUES & FEES DIST	17,814.00	2,533.71	2,763.71	29.32	15,050.29	2,460.00	12,590.29
01 1200 810 001	SPED - DUES & FEES BHS	4,576.00	0.00	0.00	3.06	4,576.00	140.00	4,436.00
01 1200 810 002	SPED - DUES & FEES BE	0.00	0.00	0.00	0.00	0.00	0.00	0.00
01 1200 810 003	SPED - DUES & FEES PC	553.00	0.00	0.00	0.00	553.00	0.00	553.00
01 1200 810 004	SPED - DUES & FEES HE	277.00	0.00	0.00	0.00	277.00	0.00	277.00
01 1200 810 005	SPED - DUES & FEES BMS	0.00	0.00	0.00	0.00	0.00	0.00	0.00
01 1200 810 006	SPED - DUES & FEES AP	238.00	0.00	0.00	0.00	238.00	0.00	238.00
01 1200 810 007	SPED - DUES & FEES SE	0.00	0.00	0.00	0.00	0.00	0.00	0.00
01 1200 810 008	SPED - DUES & FEES BSMS	0.00	0.00	0.00	0.00	0.00	0.00	0.00
01 1200 890 000	SPED - OTHER MISC DIST	0.00	0.00	0.00	0.00	0.00	0.00	0.00
01 1200 890 001	SPED - OTHER MISC BHS	0.00	0.00	0.00	0.00	0.00	0.00	0.00
01 1200 890 002	SPED - OTHER MISC BE	0.00	0.00	0.00	0.00	0.00	0.00	0.00
01 1200 890 003	SPED - OTHER MISC PC	0.00	0.00	0.00	0.00	0.00	0.00	0.00
01 1200 890 004	SPED - OTHER MISC HE	0.00	0.00	0.00	0.00	0.00	0.00	0.00
01 1200 890 005	SPED - OTHER MISC BMS	0.00	0.00	0.00	0.00	0.00	0.00	0.00
01 1200 890 006	SPED - OTHER MISC AP	0.00	0.00	0.00	0.00	0.00	0.00	0.00
01 1200 890 007	SPED - OTHER MISC SE	0.00	0.00	0.00	0.00	0.00	0.00	0.00
01 1200 890 008	SPED - OTHER MISC BSMS	0.00	0.00	0.00	0.00	0.00	0.00	0.00
1200	SPECIAL EDUCATION INSTRUCTIONAL PROGRAMS	5,985,061.00	553,145.61	1,016,382.67	17.29	4,968,678.33	18,309.82	4,950,368.51
1291	SPECIAL EDUCATION INSTRUCTION PROGRAMS 3-5							

Account Number	Account Description	Revised Budget	Expended During Month	Expenditures to Date	% of Budget	Balance at EOM	P/ O Outstanding	Unencumbered Balance
01 1291 111 006	SPED 3-5 - SALARIES TEACHERS AP	13,153.00	0.00	0.00	0.00	13,153.00	0.00	13,153.00
01 1291 112 006	SPED 3-5 - SALARIES INSTR AIDES AP	176,530.00	5,237.74	8,604.40	4.87	167,925.60	0.00	167,925.60
01 1291 122 006	SPED 3-5 - SUBS AIDES/ASST AP	0.00	0.00	0.00	0.00	0.00	0.00	0.00
01 1291 123 006	SPED 3-5 - SUB TEACHERS AP	0.00	0.00	0.00	0.00	0.00	0.00	0.00
01 1291 151 006	SPED 3-5 - ADD'L COMP TEACHERS AP	65.00	0.00	0.00	0.00	65.00	0.00	65.00
01 1291 211 006	SPED 3-5 - GROUP INS TEACHERS AP	7,080.00	0.00	0.00	0.00	7,080.00	0.00	7,080.00
01 1291 212 006	SPED 3-5 - GROUP INS INSTR AIDES AP	212.00	4.20	8.40	3.96	203.60	0.00	203.60
01 1291 221 006	SPED 3-5 - SOC SEC TEACHERS AP	903.00	0.00	0.00	0.00	903.00	0.00	903.00
01 1291 222 006	SPED 3-5 - SOC SEC INSTR AIDES AP	13,499.00	400.69	658.25	4.88	12,840.75	0.00	12,840.75
01 1291 223 006	SPED 3-5 - SOC SEC SUB TEACHERS AP	0.00	0.00	0.00	0.00	0.00	0.00	0.00
01 1291 231 006	SPED 3-5 - RETIREMENT TEACHERS AP	969.00	0.00	0.00	0.00	969.00	0.00	969.00
01 1291 232 006	SPED 3-5 - RETIREMENT INSTR AIDES AP	12,975.00	383.53	630.06	4.86	12,344.94	0.00	12,344.94
01 1291 233 006	SPED 3-5 - RETIREMENT SUB TEACHERS AP	0.00	0.00	0.00	0.00	0.00	0.00	0.00
01 1291 237 006	SPED 3-5 - INCR RET CONTR AP	1,367.00	0.00	0.00	0.00	1,367.00	0.00	1,367.00
01 1291 281 006	SPED 3-5 - HEALTH BEN TEACHERS AP	1,133.00	0.00	0.00	0.00	1,133.00	0.00	1,133.00
01 1291 320 006	SPED 3-5 - PROF EDUCATIONAL SERVICES AP	23,723.00	0.00	0.00	0.00	23,723.00	0.00	23,723.00
01 1291 334 000	SPED 3-5 - MILEAGE TO PARENTS DIST	0.00	0.00	0.00	0.00	0.00	0.00	0.00
01 1291 580 006	SPED 3-5 - TRAVEL & MILEAGE AP	385.00	61.41	105.26	27.34	279.74	0.00	279.74
01 1291 590 000	SPED 3-5 - PURCHASED SERVICES DIST	0.00	0.00	0.00	0.00	0.00	0.00	0.00
01 1291 591 000	SPED 3-5 - SRVS PURCHASED FROM ANOTHER DIST	15,352.00	0.00	0.00	0.00	15,352.00	0.00	15,352.00
01 1291 610 006	SPED 3-5 - SUPPLIES AP	11,099.00	889.27	1,145.96	10.41	9,953.04	9.25	9,943.79
01 1291 733 006	SPED 3-5 - FURN & EQUIP AP	0.00	0.00	0.00	0.00	0.00	0.00	0.00
01 1291 810 006	SPED 3-5 - DUES & FEES AP	3,590.00	0.00	0.00	0.00	3,590.00	0.00	3,590.00
1291	SPECIAL EDUCATION INSTRUCTION PROGRAMS 3-5	282,035.00	6,976.84	11,152.33	3.96	270,882.67	9.25	270,873.42
1292	SPECIAL EDUCATION INSTRUCTION PROGRAMS 0-2							
01 1292 111 006	SPED 0-2 - SALARIES TEACHERS AP	0.00	0.00	0.00	0.00	0.00	0.00	0.00
01 1292 151 006	SPED 0-2 - ADD'L COMP TEACHERS AP	0.00	57.28	114.56	0.00	(114.56)	0.00	(114.56)
01 1292 211 006	SPED 0-2 - GROUP INS TEACHERS/PROF AP	0.00	0.00	0.00	0.00	0.00	0.00	0.00
01 1292 221 006	SPED 0-2 - SOC SEC TEACHERS/PROF AP	0.00	4.39	8.78	0.00	(8.78)	0.00	(8.78)
01 1292 231 006	SPED 0-2 - RETIREMENT TEACHERS/PROF AP	0.00	4.19	8.38	0.00	(8.38)	0.00	(8.38)
01 1292 237 006	SPED 0-2 - INCR RET CONTR AP	0.00	0.00	0.00	0.00	0.00	0.00	0.00
01 1292 281 006	SPED 0-2 - HEALTH BEN TEACHERS/PROF AP	0.00	0.00	0.00	0.00	0.00	0.00	0.00
01 1292 580 000	SPED 0-2 - TRAVEL & MILEAGE DIST	786.00	88.54	177.46	22.58	608.54	0.00	608.54
01 1292 590 000	SPED 0-2 - PURCHASED SERVICES DIST	53,731.00	0.00	0.00	0.00	53,731.00	0.00	53,731.00
01 1292 610 006	SPED 0-2 - SUPPLIES AP	871.00	0.00	0.00	0.00	871.00	0.00	871.00
01 1292 650 006	SPED 0-2 - SUPPLIES-TECHN RELATED AP	0.00	0.00	0.00	0.00	0.00	0.00	0.00
1292	SPECIAL EDUCATION INSTRUCTION PROGRAMS 0-2	55,388.00	154.40	309.18	0.56	55,078.82	0.00	55,078.82
1295	SPED - UNIFIED SPORTS							
01 1295 151 001	SPED UNI - ADD'L COMP TEACHERS BHS	15,270.00	0.00	0.00	0.00	15,270.00	0.00	15,270.00
01 1295 221 001	SPED UNI - SOC SEC TEACHERS/PROF BHS	1,169.00	0.00	0.00	0.00	1,169.00	0.00	1,169.00
01 1295 231 001	SPED UNI - RETIREMENT TEACHERS/PROF BHS	1,122.00	0.00	0.00	0.00	1,122.00	0.00	1,122.00
01 1295 237 001	SPED UNI - INCR RET CONTR BHS	93.00	0.00	0.00	0.00	93.00	0.00	93.00
1295	SPED - UNIFIED SPORTS	17,654.00	0.00	0.00	0.00	17,654.00	0.00	17,654.00
1300	SUMMER SCHOOL							
01 1300 111 001	SUMM SCHOOL - SALARIES TEACHERS BHS	3,563.00	0.00	0.00	0.00	3,563.00	0.00	3,563.00
01 1300 111 002	SUMM SCHOOL - SALARIES TEACHERS BE	110.00	0.00	0.00	0.00	110.00	0.00	110.00
01 1300 111 003	SUMM SCHOOL - SALARIES TEACHERS PC	0.00	0.00	0.00	0.00	0.00	0.00	0.00
01 1300 111 004	SUMM SCHOOL - SALARIES TEACHERS HE	31,829.00	0.00	0.00	0.00	31,829.00	0.00	31,829.00
01 1300 111 005	SUMM SCHOOL - SALARIES TEACHERS BMS	37,533.00	0.00	0.00	0.00	37,533.00	0.00	37,533.00
01 1300 111 006	SUMM SCHOOL - SALARIES TEACHERS AP	45,585.00	0.00	0.00	0.00	45,585.00	0.00	45,585.00
01 1300 111 007	SUMM SCHOOL - SALARIES TEACHERS SE	0.00	0.00	0.00	0.00	0.00	0.00	0.00
01 1300 111 008	SUMM SCHOOL - SALARIES TEACHERS BSMS	0.00	0.00	0.00	0.00	0.00	0.00	0.00
01 1300 112 001	SUMM SCHOOL - SALARIES INSTR AIDES BHS	2,375.00	0.00	0.00	0.00	2,375.00	0.00	2,375.00
01 1300 112 002	SUMM SCHOOL - SALARIES INSTR AIDES BE	0.00	0.00	0.00	0.00	0.00	0.00	0.00

Account Number	Account Description	Revised Budget	Expended During Month	Expenditures to Date	% of Budget	Balance at EOM	P/ O Outstanding	Unencumbered Balance
01 1300 112 003	SUMM SCHOOL - SALARIES INSTR AIDES PC	0.00	0.00	0.00	0.00	0.00	0.00	0.00
01 1300 112 004	SUMM SCHOOL - SALARIES INSTR AIDES HE	8,393.00	0.00	0.00	0.00	8,393.00	0.00	8,393.00
01 1300 112 005	SUMM SCHOOL - SALARIES INSTR AIDES BMS	0.00	0.00	0.00	0.00	0.00	0.00	0.00
01 1300 112 006	SUMM SCHOOL - SALARIES INSTR AIDES AP	11,449.00	0.00	0.00	0.00	11,449.00	0.00	11,449.00
01 1300 112 007	SUMM SCHOOL - SALARIES INSTR AIDES SE	0.00	0.00	0.00	0.00	0.00	0.00	0.00
01 1300 112 008	SUMM SCHOOL - SALARIES INSTR AIDES BSMS	0.00	0.00	0.00	0.00	0.00	0.00	0.00
01 1300 221 001	SUMM SCHOOL - SOC SEC TEACHERS BHS	273.00	0.00	0.00	0.00	273.00	0.00	273.00
01 1300 221 002	SUMM SCHOOL - SOC SEC TEACHERS BE	0.00	0.00	0.00	0.00	0.00	0.00	0.00
01 1300 221 003	SUMM SCHOOL - SOC SEC TEACHERS PC	0.00	0.00	0.00	0.00	0.00	0.00	0.00
01 1300 221 004	SUMM SCHOOL - SOC SEC TEACHERS HE	2,436.00	0.00	0.00	0.00	2,436.00	0.00	2,436.00
01 1300 221 005	SUMM SCHOOL - SOC SEC TEACHERS BMS	2,872.00	0.00	0.00	0.00	2,872.00	0.00	2,872.00
01 1300 221 006	SUMM SCHOOL - SOC SEC TEACHERS AP	3,488.00	0.00	0.00	0.00	3,488.00	0.00	3,488.00
01 1300 221 007	SUMM SCHOOL - SOC SEC TEACHERS SE	0.00	0.00	0.00	0.00	0.00	0.00	0.00
01 1300 221 008	SUMM SCHOOL - SOC SEC TEACHERS BSMS	0.00	0.00	0.00	0.00	0.00	0.00	0.00
01 1300 222 001	SUMM SCHOOL - SOC SEC AIDES BHS	182.00	0.00	0.00	0.00	182.00	0.00	182.00
01 1300 222 002	SUMM SCHOOL - SOC SEC AIDES BE	0.00	0.00	0.00	0.00	0.00	0.00	0.00
01 1300 222 003	SUMM SCHOOL - SOC SEC AIDES PC	0.00	0.00	0.00	0.00	0.00	0.00	0.00
01 1300 222 004	SUMM SCHOOL - SOC SEC AIDES HE	643.00	0.00	0.00	0.00	643.00	0.00	643.00
01 1300 222 005	SUMM SCHOOL - SOC SEC AIDES BMS	0.00	0.00	0.00	0.00	0.00	0.00	0.00
01 1300 222 006	SUMM SCHOOL - SOC SEC AIDES AP	876.00	0.00	0.00	0.00	876.00	0.00	876.00
01 1300 222 007	SUMM SCHOOL - SOC SEC AIDES SE	0.00	0.00	0.00	0.00	0.00	0.00	0.00
01 1300 222 008	SUMM SCHOOL - SOC SEC AIDES BSMS	0.00	0.00	0.00	0.00	0.00	0.00	0.00
01 1300 231 001	SUMM SCHOOL - RETIREMENT TEACHERS BHS	261.00	0.00	0.00	0.00	261.00	0.00	261.00
01 1300 231 002	SUMM SCHOOL - RETIREMENT TEACHERS BE	0.00	0.00	0.00	0.00	0.00	0.00	0.00
01 1300 231 003	SUMM SCHOOL - RETIREMENT TEACHERS PC	0.00	0.00	0.00	0.00	0.00	0.00	0.00
01 1300 231 004	SUMM SCHOOL - RETIREMENT TEACHERS HE	1,988.00	0.00	0.00	0.00	1,988.00	0.00	1,988.00
01 1300 231 005	SUMM SCHOOL - RETIREMENT TEACHERS BMS	2,738.00	0.00	0.00	0.00	2,738.00	0.00	2,738.00
01 1300 231 006	SUMM SCHOOL - RETIREMENT TEACHERS AP	3,328.00	0.00	0.00	0.00	3,328.00	0.00	3,328.00
01 1300 231 007	SUMM SCHOOL - RETIREMENT TEACHERS SE	0.00	0.00	0.00	0.00	0.00	0.00	0.00
01 1300 231 008	SUMM SCHOOL - RETIREMENT TEACHERS BSMS	0.00	0.00	0.00	0.00	0.00	0.00	0.00
01 1300 232 001	SUMM SCHOOL - RETIREMENT AIDES BHS	174.00	0.00	0.00	0.00	174.00	0.00	174.00
01 1300 232 002	SUMM SCHOOL - RETIREMENT AIDES BE	0.00	0.00	0.00	0.00	0.00	0.00	0.00
01 1300 232 003	SUMM SCHOOL - RETIREMENT AIDES PC	0.00	0.00	0.00	0.00	0.00	0.00	0.00
01 1300 232 004	SUMM SCHOOL - RETIREMENT AIDES HE	615.00	0.00	0.00	0.00	615.00	0.00	615.00
01 1300 232 005	SUMM SCHOOL - RETIREMENT AIDES BMS	0.00	0.00	0.00	0.00	0.00	0.00	0.00
01 1300 232 006	SUMM SCHOOL - RETIREMENT AIDES AP	760.00	0.00	0.00	0.00	760.00	0.00	760.00
01 1300 232 007	SUMM SCHOOL - RETIREMENT AIDES SE	0.00	0.00	0.00	0.00	0.00	0.00	0.00
01 1300 232 008	SUMM SCHOOL - RETIREMENT AIDES BSMS	0.00	0.00	0.00	0.00	0.00	0.00	0.00
01 1300 237 001	SUMM SCHOOL - INCR RET CONTR BHS	0.00	0.00	0.00	0.00	0.00	0.00	0.00
01 1300 237 002	SUMM SCHOOL - INCR RET CONTR BE	0.00	0.00	0.00	0.00	0.00	0.00	0.00
01 1300 237 003	SUMM SCHOOL - INCR RET CONTR PC	0.00	0.00	0.00	0.00	0.00	0.00	0.00
01 1300 237 004	SUMM SCHOOL - INCR RET CONTR HE	0.00	0.00	0.00	0.00	0.00	0.00	0.00
01 1300 237 005	SUMM SCHOOL - INCR RET CONTR BMS	0.00	0.00	0.00	0.00	0.00	0.00	0.00
01 1300 237 006	SUMM SCHOOL - INCR RET CONTR AP	0.00	0.00	0.00	0.00	0.00	0.00	0.00
01 1300 237 007	SUMM SCHOOL - INCR RET CONTR SE	0.00	0.00	0.00	0.00	0.00	0.00	0.00
01 1300 237 008	SUMM SCHOOL - INCR RET CONTR BSMS	0.00	0.00	0.00	0.00	0.00	0.00	0.00
01 1300 580 001	SUMM SCHOOL - TRAVEL & MILEAGE BHS	0.00	0.00	0.00	0.00	0.00	0.00	0.00
01 1300 610 001	SUMM SCHOOL - SUPPLIES BHS	69.00	0.00	0.00	0.00	69.00	0.00	69.00
01 1300 610 002	SUMM SCHOOL - SUPPLIES BE	1,180.00	0.00	0.00	0.00	1,180.00	0.00	1,180.00
01 1300 610 003	SUMM SCHOOL - SUPPLIES PC	1,171.00	0.00	0.00	0.00	1,171.00	0.00	1,171.00
01 1300 610 004	SUMM SCHOOL - SUPPLIES HE	327.00	0.00	0.00	0.00	327.00	0.00	327.00
01 1300 610 005	SUMM SCHOOL - SUPPLIES BMS	0.00	0.00	0.00	0.00	0.00	0.00	0.00
01 1300 610 006	SUMM SCHOOL - SUPPLIES AP	637.00	0.00	0.00	0.00	637.00	0.00	637.00
01 1300 610 007	SUMM SCHOOL - SUPPLIES SE	0.00	0.00	0.00	0.00	0.00	0.00	0.00
01 1300 610 008	SUMM SCHOOL - SUPPLIES BSMS	1,457.00	0.00	0.00	0.00	1,457.00	0.00	1,457.00

Account Number	Account Description	Revised Budget	Expended During Month	Expenditures to Date	% of Budget	Balance at EOM	P/ O Outstanding	Unencumbered Balance
01 1300 640 001	SUMM SCHOOL - BOOKS & PER BHS	0.00	0.00	0.00	0.00	0.00	0.00	0.00
01 1300 640 002	SUMM SCHOOL - BOOKS & PER BE	0.00	0.00	0.00	0.00	0.00	0.00	0.00
01 1300 640 003	SUMM SCHOOL - BOOKS & PER PC	0.00	0.00	0.00	0.00	0.00	0.00	0.00
01 1300 640 004	SUMM SCHOOL - BOOKS & PER HE	0.00	0.00	0.00	0.00	0.00	0.00	0.00
01 1300 640 005	SUMM SCHOOL - BOOKS & PER BMS	0.00	0.00	0.00	0.00	0.00	0.00	0.00
01 1300 640 006	SUMM SCHOOL - BOOKS & PER AP	0.00	0.00	0.00	0.00	0.00	0.00	0.00
01 1300 640 007	SUMM SCHOOL - BOOKS & PER SE	0.00	0.00	0.00	0.00	0.00	0.00	0.00
01 1300 640 008	SUMM SCHOOL - BOOKS & PER BSMS	0.00	0.00	0.00	0.00	0.00	0.00	0.00
01 1300 810 001	SUMM SCHOOL - DUES & FEES BHS	0.00	0.00	0.00	0.00	0.00	0.00	0.00
01 1300 810 002	SUMM SCHOOL - DUES & FEES BE	0.00	0.00	0.00	0.00	0.00	0.00	0.00
01 1300 810 003	SUMM SCHOOL - DUES & FEES PC	0.00	0.00	0.00	0.00	0.00	0.00	0.00
01 1300 810 004	SUMM SCHOOL - DUES & FEES HE	0.00	0.00	0.00	0.00	0.00	0.00	0.00
01 1300 810 005	SUMM SCHOOL - DUES & FEES BMS	0.00	0.00	0.00	0.00	0.00	0.00	0.00
01 1300 810 006	SUMM SCHOOL - DUES & FEES AP	0.00	0.00	0.00	0.00	0.00	0.00	0.00
01 1300 810 007	SUMM SCHOOL - DUES & FEES SE	0.00	0.00	0.00	0.00	0.00	0.00	0.00
01 1300 810 008	SUMM SCHOOL - DUES & FEES BSMS	0.00	0.00	0.00	0.00	0.00	0.00	0.00
1300 SUMMER SCHOOL		166,312.00	0.00	0.00	0.00	166,312.00	0.00	166,312.00
2120 GUIDANCE SERVICES								
01 2120 110 001	GUIDANCE - SALARIES NON-INSTR BHS	38,304.00	3,886.92	7,747.72	20.23	30,556.28	0.00	30,556.28
01 2120 110 005	GUIDANCE - SALARIES NON-INSTR BMS	0.00	0.00	0.00	0.00	0.00	0.00	0.00
01 2120 111 001	GUIDANCE - SALARIES TEACHERS BHS	230,034.00	22,727.76	45,455.52	19.76	184,578.48	0.00	184,578.48
01 2120 111 002	GUIDANCE - SALARIES TEACHERS BE	65,814.00	6,380.43	12,760.86	19.39	53,053.14	0.00	53,053.14
01 2120 111 003	GUIDANCE - SALARIES TEACHERS PC	104,358.00	11,070.91	22,141.82	21.22	82,216.18	0.00	82,216.18
01 2120 111 004	GUIDANCE - SALARIES TEACHERS HE	63,996.00	7,070.20	14,140.40	22.10	49,855.60	0.00	49,855.60
01 2120 111 005	GUIDANCE - SALARIES TEACHERS BMS	79,873.00	7,575.92	15,151.84	18.97	64,721.16	0.00	64,721.16
01 2120 111 006	GUIDANCE - SALARIES TEACHERS AP	47,997.00	4,690.48	9,380.96	19.54	38,616.04	0.00	38,616.04
01 2120 111 007	GUIDANCE - SALARIES TEACHERS SE	55,270.00	5,380.25	10,760.50	19.47	44,509.50	0.00	44,509.50
01 2120 111 008	GUIDANCE - SALARIES TEACHERS BSMS	155,670.00	15,151.84	30,303.68	19.47	125,366.32	0.00	125,366.32
01 2120 130 001	GUIDANCE - OT SALARIES NON-INSTR BHS	100.00	0.00	64.25	64.25	35.75	0.00	35.75
01 2120 130 005	GUIDANCE - OT SALARIES NON-INSTR BMS	0.00	0.00	0.00	0.00	0.00	0.00	0.00
01 2120 150 001	GUIDANCE - ADD'L COMP NON-INSTR BHS	84.00	7.87	15.74	18.74	68.26	0.00	68.26
01 2120 150 005	GUIDANCE - ADD'L COMP NON-INSTR BMS	0.00	0.00	0.00	0.00	0.00	0.00	0.00
01 2120 151 001	GUIDANCE - ADD'L COMP TEACHERS BHS	840.00	115.47	230.94	27.49	609.06	0.00	609.06
01 2120 151 002	GUIDANCE - ADD'L COMP TEACHERS BE	510.00	14.04	28.08	5.51	481.92	0.00	481.92
01 2120 151 003	GUIDANCE - ADD'L COMP TEACHERS PC	912.00	15.86	268.18	29.41	643.82	0.00	643.82
01 2120 151 004	GUIDANCE - ADD'L COMP TEACHERS HE	239.00	15.55	31.10	13.01	207.90	0.00	207.90
01 2120 151 005	GUIDANCE - ADD'L COMP TEACHERS BMS	220.00	16.67	33.34	15.15	186.66	0.00	186.66
01 2120 151 006	GUIDANCE - ADD'L COMP TEACHERS AP	195.00	10.32	20.64	10.58	174.36	0.00	174.36
01 2120 151 007	GUIDANCE - ADD'L COMP TEACHERS SE	790.00	11.84	23.68	3.00	766.32	0.00	766.32
01 2120 151 008	GUIDANCE - ADD'L COMP TEACHERS BSMS	440.00	33.34	66.68	15.15	373.32	0.00	373.32
01 2120 152 001	GUIDANCE - ADD'L COMP AIDES BHS	0.00	0.00	0.00	0.00	0.00	0.00	0.00
01 2120 152 005	GUIDANCE - ADD'L COMP AIDES BMS	0.00	0.00	0.00	0.00	0.00	0.00	0.00
01 2120 210 001	GUIDANCE - GROUP INS NON-INSTR BHS	12,110.00	978.08	1,956.16	16.15	10,153.84	0.00	10,153.84
01 2120 210 005	GUIDANCE - GROUP INS NON-INSTR BMS	0.00	0.00	0.00	0.00	0.00	0.00	0.00
01 2120 211 001	GUIDANCE - GROUP INS TEACHERS BHS	26,776.00	2,705.46	5,410.92	20.21	21,365.08	0.00	21,365.08
01 2120 211 002	GUIDANCE - GROUP INS TEACHERS BE	26,069.00	2,636.87	5,273.74	20.23	20,795.26	0.00	20,795.26
01 2120 211 003	GUIDANCE - GROUP INS TEACHERS PC	26,086.00	2,638.97	5,277.94	20.23	20,808.06	0.00	20,808.06
01 2120 211 004	GUIDANCE - GROUP INS TEACHERS HE	26,069.00	2,636.87	5,273.74	20.23	20,795.26	0.00	20,795.26
01 2120 211 005	GUIDANCE - GROUP INS TEACHERS BMS	26,069.00	2,636.87	5,273.74	20.23	20,795.26	0.00	20,795.26
01 2120 211 006	GUIDANCE - GROUP INS TEACHERS AP	9,688.00	978.08	1,956.16	20.19	7,731.84	0.00	7,731.84
01 2120 211 007	GUIDANCE - GROUP INS TEACHERS SE	9,688.00	978.08	1,956.16	20.19	7,731.84	0.00	7,731.84
01 2120 211 008	GUIDANCE - GROUP INS TEACHERS BSMS	36,929.00	3,733.65	7,467.30	20.22	29,461.70	0.00	29,461.70
01 2120 220 001	GUIDANCE - SOC SEC NON-INSTR BHS	3,420.00	333.80	670.51	19.61	2,749.49	0.00	2,749.49
01 2120 220 005	GUIDANCE - SOC SEC NON-INSTR BMS	0.00	0.00	0.00	0.00	0.00	0.00	0.00
01 2120 221 001	GUIDANCE - SOC SEC TEACHERS BHS	17,784.00	1,758.55	3,517.10	19.78	14,266.90	0.00	14,266.90

Account Number	Account Description	Revised Budget	Expended During Month	Expenditures to Date	% of Budget	Balance at EOM	P/ O Outstanding	Unencumbered Balance
01 2120 221 002	GUIDANCE - SOC SEC TEACHERS BE	4,677.00	441.78	883.56	18.89	3,793.44	0.00	3,793.44
01 2120 221 003	GUIDANCE - SOC SEC TEACHERS PC	8,081.00	852.04	1,722.16	21.31	6,358.84	0.00	6,358.84
01 2120 221 004	GUIDANCE - SOC SEC TEACHERS HE	4,803.00	531.64	1,063.28	22.14	3,739.72	0.00	3,739.72
01 2120 221 005	GUIDANCE - SOC SEC TEACHERS BMS	6,032.00	571.86	1,143.72	18.96	4,888.28	0.00	4,888.28
01 2120 221 006	GUIDANCE - SOC SEC TEACHERS AP	3,679.00	359.12	718.24	19.52	2,960.76	0.00	2,960.76
01 2120 221 007	GUIDANCE - SOC SEC TEACHERS SE	4,224.00	407.53	815.06	19.30	3,408.94	0.00	3,408.94
01 2120 221 008	GUIDANCE - SOC SEC TEACHERS BSMS	11,827.00	1,150.13	2,300.26	19.45	9,526.74	0.00	9,526.74
01 2120 230 001	GUIDANCE - RETIREMENT NON-INSTR BHS	2,822.00	284.62	572.03	20.27	2,249.97	0.00	2,249.97
01 2120 230 005	GUIDANCE - RETIREMENT NON-INSTR BMS	0.00	0.00	0.00	0.00	0.00	0.00	0.00
01 2120 231 001	GUIDANCE - RETIREMENT TEACHERS BHS	16,909.00	1,669.04	3,338.08	19.74	13,570.92	0.00	13,570.92
01 2120 231 002	GUIDANCE - RETIREMENT TEACHERS BE	4,854.00	467.20	934.40	19.25	3,919.60	0.00	3,919.60
01 2120 231 003	GUIDANCE - RETIREMENT TEACHERS PC	7,707.00	810.66	1,638.63	21.26	6,068.37	0.00	6,068.37
01 2120 231 004	GUIDANCE - RETIREMENT TEACHERS HE	4,705.00	517.71	1,035.42	22.01	3,669.58	0.00	3,669.58
01 2120 231 005	GUIDANCE - RETIREMENT TEACHERS BMS	5,867.00	554.75	1,109.50	18.91	4,757.50	0.00	4,757.50
01 2120 231 006	GUIDANCE - RETIREMENT TEACHERS AP	3,530.00	343.46	686.92	19.46	2,843.08	0.00	2,843.08
01 2120 231 007	GUIDANCE - RETIREMENT TEACHERS SE	4,062.00	393.97	787.94	19.40	3,274.06	0.00	3,274.06
01 2120 231 008	GUIDANCE - RETIREMENT TEACHERS BSMS	11,435.00	1,109.50	2,219.00	19.41	9,216.00	0.00	9,216.00
01 2120 237 001	GUIDANCE - INCR RET CONTR BHS	1,606.00	0.00	0.00	0.00	1,606.00	0.00	1,606.00
01 2120 237 002	GUIDANCE - INCR RET CONTR BE	401.00	0.00	0.00	0.00	401.00	0.00	401.00
01 2120 237 003	GUIDANCE - INCR RET CONTR PC	639.00	0.00	0.00	0.00	639.00	0.00	639.00
01 2120 237 004	GUIDANCE - INCR RET CONTR HE	390.00	0.00	0.00	0.00	390.00	0.00	390.00
01 2120 237 005	GUIDANCE - INCR RET CONTR BMS	486.00	0.00	0.00	0.00	486.00	0.00	486.00
01 2120 237 006	GUIDANCE - INCR RET CONTR AP	293.00	0.00	0.00	0.00	293.00	0.00	293.00
01 2120 237 007	GUIDANCE - INCR RET CONTR SE	337.00	0.00	0.00	0.00	337.00	0.00	337.00
01 2120 237 008	GUIDANCE - INCR RET CONTR BSMS	943.00	0.00	0.00	0.00	943.00	0.00	943.00
01 2120 280 001	GUIDANCE - HEALTH BEN NON-INSTR BHS	6,301.00	475.00	950.00	15.08	5,351.00	0.00	5,351.00
01 2120 280 005	GUIDANCE - HEALTH BEN NON-INSTR BMS	0.00	0.00	0.00	0.00	0.00	0.00	0.00
01 2120 281 001	GUIDANCE - HEALTH BEN TEACHERS BHS	4,378.00	410.61	821.22	18.76	3,556.78	0.00	3,556.78
01 2120 281 002	GUIDANCE - HEALTH BEN TEACHERS BE	0.00	0.00	0.00	0.00	0.00	0.00	0.00
01 2120 281 003	GUIDANCE - HEALTH BEN TEACHERS PC	2,635.00	249.37	498.74	18.93	2,136.26	0.00	2,136.26
01 2120 281 004	GUIDANCE - HEALTH BEN TEACHERS HE	0.00	0.00	0.00	0.00	0.00	0.00	0.00
01 2120 281 005	GUIDANCE - HEALTH BEN TEACHERS BMS	0.00	0.00	0.00	0.00	0.00	0.00	0.00
01 2120 281 006	GUIDANCE - HEALTH BEN TEACHERS AP	0.00	0.00	0.00	0.00	0.00	0.00	0.00
01 2120 281 007	GUIDANCE - HEALTH BEN TEACHERS SE	0.00	0.00	0.00	0.00	0.00	0.00	0.00
01 2120 281 008	GUIDANCE - HEALTH BEN TEACHERS BSMS	0.00	0.00	0.00	0.00	0.00	0.00	0.00
01 2120 320 001	GUIDANCE - PROF ED SERVICES BHS	18,362.00	1,890.00	1,890.00	10.29	16,472.00	0.00	16,472.00
01 2120 320 002	GUIDANCE - PROF ED SERVICES BE	5,363.00	495.00	585.00	10.91	4,778.00	0.00	4,778.00
01 2120 320 003	GUIDANCE - PROF ED SERVICES PC	6,292.00	285.00	285.00	4.53	6,007.00	0.00	6,007.00
01 2120 320 004	GUIDANCE - PROF ED SERVICES HE	7,154.00	780.00	1,080.00	15.10	6,074.00	0.00	6,074.00
01 2120 320 005	GUIDANCE - PROF ED SERVICES BMS	10,934.00	945.00	945.00	8.64	9,989.00	0.00	9,989.00
01 2120 320 006	GUIDANCE - PROF ED SERVICES AP	12,152.00	1,190.00	1,505.00	12.38	10,647.00	0.00	10,647.00
01 2120 320 007	GUIDANCE - PROF ED SERVICES SE	12,094.00	770.00	1,190.00	9.84	10,904.00	0.00	10,904.00
01 2120 320 008	GUIDANCE - PROF ED SERVICES BSMS	5,615.00	437.50	577.50	10.28	5,037.50	0.00	5,037.50
01 2120 340 000	GUIDANCE - OTHER PROF SERVICES DIST	0.00	0.00	0.00	0.00	0.00	0.00	0.00
01 2120 340 001	GUIDANCE - OTHER PROF SERVICES BHS	0.00	489.46	489.46	0.00	(489.46)	0.00	(489.46)
01 2120 340 002	GUIDANCE - OTHER PROF SERVICES BE	0.00	489.47	489.47	0.00	(489.47)	0.00	(489.47)
01 2120 340 003	GUIDANCE - OTHER PROF SERVICES PC	0.00	489.47	489.47	0.00	(489.47)	0.00	(489.47)
01 2120 340 004	GUIDANCE - OTHER PROF SERVICES HE	0.00	489.47	489.47	0.00	(489.47)	0.00	(489.47)
01 2120 340 005	GUIDANCE - OTHER PROF SERVICES BMS	0.00	489.47	489.47	0.00	(489.47)	0.00	(489.47)
01 2120 340 006	GUIDANCE - OTHER PROF SERVICES AP	0.00	489.47	489.47	0.00	(489.47)	0.00	(489.47)
01 2120 340 007	GUIDANCE - OTHER PROF SERVICES SE	0.00	489.47	489.47	0.00	(489.47)	0.00	(489.47)
01 2120 340 008	GUIDANCE - OTHER PROF SERVICES BSMS	0.00	489.47	489.47	0.00	(489.47)	0.00	(489.47)
01 2120 580 001	GUIDANCE - TRAVEL & MILEAGE BHS	0.00	77.52	77.52	0.00	(77.52)	0.00	(77.52)
01 2120 580 002	GUIDANCE - TRAVEL & MILEAGE BE	75.00	26.90	26.90	35.87	48.10	0.00	48.10
01 2120 580 003	GUIDANCE - TRAVEL & MILEAGE PC	0.00	18.22	18.22	0.00	(18.22)	0.00	(18.22)

Account Number	Account Description	Revised Budget	Expended During Month	Expenditures to Date	% of Budget	Balance at EOM	P/ O Outstanding	Unencumbered Balance
01 2120 580 004	GUIDANCE - TRAVEL & MILEAGE HE	0.00	0.00	0.00	0.00	0.00	0.00	0.00
01 2120 580 005	GUIDANCE - TRAVEL & MILEAGE BMS	0.00	0.00	0.00	0.00	0.00	0.00	0.00
01 2120 580 006	GUIDANCE - TRAVEL & MILEAGE AP	0.00	18.22	18.22	0.00	(18.22)	0.00	(18.22)
01 2120 580 007	GUIDANCE - TRAVEL & MILEAGE SE	0.00	0.00	0.00	0.00	0.00	0.00	0.00
01 2120 580 008	GUIDANCE - TRAVEL & MILEAGE BSMS	0.00	0.00	0.00	0.00	0.00	0.00	0.00
01 2120 590 001	GUIDANCE - PURCHASED SERVICES BHS	1,544.00	0.00	0.00	0.00	1,544.00	0.00	1,544.00
01 2120 590 002	GUIDANCE - PURCHASED SERVICES BE	1,544.00	0.00	0.00	0.00	1,544.00	0.00	1,544.00
01 2120 590 003	GUIDANCE - PURCHASED SERVICES PC	1,544.00	0.00	0.00	0.00	1,544.00	0.00	1,544.00
01 2120 590 004	GUIDANCE - PURCHASED SERVICES HE	1,544.00	0.00	0.00	0.00	1,544.00	0.00	1,544.00
01 2120 590 005	GUIDANCE - PURCHASED SERVICES BMS	1,544.00	0.00	0.00	0.00	1,544.00	0.00	1,544.00
01 2120 590 006	GUIDANCE - PURCHASED SERVICES AP	1,556.00	0.00	0.00	0.00	1,556.00	0.00	1,556.00
01 2120 590 007	GUIDANCE - PURCHASED SERVICES SE	1,544.00	0.00	0.00	0.00	1,544.00	0.00	1,544.00
01 2120 590 008	GUIDANCE - PURCHASED SERVICES BSMS	1,544.00	0.00	0.00	0.00	1,544.00	0.00	1,544.00
01 2120 610 001	GUIDANCE - SUPPLIES BHS	159.00	0.00	0.00	0.00	159.00	0.00	159.00
01 2120 610 001 611	GUIDANCE - TESTING SUPPLIES SUPPLIES BHS	13,641.00	0.00	0.00	0.00	13,641.00	0.00	13,641.00
01 2120 610 002	GUIDANCE - SUPPLIES BE	3,218.00	150.56	150.56	4.68	3,067.44	0.00	3,067.44
01 2120 610 002 611	GUIDANCE - TESTING SUPPLIES BE	0.00	0.00	0.00	0.00	0.00	0.00	0.00
01 2120 610 003	GUIDANCE - SUPPLIES PC	1,322.00	0.00	0.00	0.00	1,322.00	0.00	1,322.00
01 2120 610 003 611	GUIDANCE - TESTING SUPPLIES PC	0.00	0.00	0.00	0.00	0.00	0.00	0.00
01 2120 610 004	GUIDANCE - SUPPLIES HE	1,132.00	99.43	376.50	41.20	755.50	89.85	665.65
01 2120 610 004 611	GUIDANCE - TESTING SUPPLIES HE	0.00	0.00	0.00	0.00	0.00	0.00	0.00
01 2120 610 005	GUIDANCE - SUPPLIES BMS	4,285.00	95.88	436.81	18.45	3,848.19	353.78	3,494.41
01 2120 610 005 611	GUIDANCE - TESTING SUPPLIES BMS	0.00	0.00	0.00	0.00	0.00	0.00	0.00
01 2120 610 006	GUIDANCE - SUPPLIES AP	1,077.00	0.00	28.67	33.81	1,048.33	335.49	712.84
01 2120 610 006 611	GUIDANCE - TESTING SUPPLIES AP	0.00	0.00	0.00	0.00	0.00	0.00	0.00
01 2120 610 007	GUIDANCE - SUPPLIES SE	2,968.00	0.00	35.29	1.19	2,932.71	0.00	2,932.71
01 2120 610 007 611	GUIDANCE - TESTING SUPPLIES SE	0.00	0.00	0.00	0.00	0.00	0.00	0.00
01 2120 610 008	GUIDANCE - SUPPLIES BSMS	9,194.00	694.42	809.78	13.87	8,384.22	465.38	7,918.84
01 2120 610 008 611	GUIDANCE - TESTING SUPPLIES BSMS	0.00	0.00	0.00	0.00	0.00	0.00	0.00
01 2120 733 001	GUIDANCE - FURN & EQUIP BHS	0.00	0.00	0.00	0.00	0.00	0.00	0.00
01 2120 733 002	GUIDANCE - FURN & EQUIP BE	0.00	0.00	0.00	0.00	0.00	0.00	0.00
01 2120 733 003	GUIDANCE - FURN & EQUIP PC	0.00	0.00	0.00	0.00	0.00	0.00	0.00
01 2120 733 004	GUIDANCE - FURN & EQUIP HE	579.00	0.00	0.00	0.00	579.00	0.00	579.00
01 2120 733 005	GUIDANCE - FURN & EQUIP BMS	0.00	0.00	0.00	0.00	0.00	0.00	0.00
01 2120 733 006	GUIDANCE - FURN & EQUIP AP	0.00	0.00	0.00	0.00	0.00	0.00	0.00
01 2120 733 007	GUIDANCE - FURN & EQUIP SE	0.00	0.00	0.00	0.00	0.00	0.00	0.00
01 2120 733 008	GUIDANCE - FURN & EQUIP BSMS	0.00	0.00	0.00	0.00	0.00	0.00	0.00
01 2120 734 001	GUIDANCE - HARDWARE BHS	0.00	0.00	0.00	0.00	0.00	0.00	0.00
01 2120 734 005	GUIDANCE - HARDWARE BMS	0.00	0.00	0.00	0.00	0.00	0.00	0.00
01 2120 810 001	GUIDANCE - DUES & FEES HS	11,683.00	0.00	0.00	0.00	11,683.00	0.00	11,683.00
01 2120 810 002	GUIDANCE - DUES & FEES BE	3,101.00	0.00	139.00	4.48	2,962.00	0.00	2,962.00
01 2120 810 003	GUIDANCE - DUES & FEES PC	3,423.00	0.00	0.00	0.00	3,423.00	0.00	3,423.00
01 2120 810 004	GUIDANCE - DUES & FEES HE	2,958.00	0.00	0.00	0.00	2,958.00	0.00	2,958.00
01 2120 810 005	GUIDANCE - DUES & FEES BMS	2,958.00	0.00	0.00	0.00	2,958.00	0.00	2,958.00
01 2120 810 006	GUIDANCE - DUES & FEES AP	3,190.00	0.00	0.00	0.00	3,190.00	0.00	3,190.00
01 2120 810 007	GUIDANCE - DUES & FEES SE	3,420.00	0.00	139.00	4.06	3,281.00	0.00	3,281.00
01 2120 810 008	GUIDANCE - DUES & FEES BSMS	2,958.00	0.00	0.00	0.00	2,958.00	0.00	2,958.00
01 2120 890 005	GUIDANCE - OTHER MISC BMS	0.00	0.00	0.00	0.00	0.00	0.00	0.00
01 2120 890 008	GUIDANCE - OTHER MISC BSMS	0.00	0.00	0.00	0.00	0.00	0.00	0.00
2120 GUIDANCE SERVICES		1,351,628.00	129,680.34	250,127.28	18.60	1,101,500.72	1,244.50	1,100,256.22
2130 HEALTH SERVICES								
01 2130 110 000	HEALTH SERV - SALARIES NON-INSTR DIST	0.00	5,699.00	11,398.00	0.00	(11,398.00)	0.00	(11,398.00)
01 2130 110 002	HEALTH SERV - SALARIES NON-INSTR BE	24,355.00	2,991.19	5,013.54	20.59	19,341.46	0.00	19,341.46
01 2130 110 003	HEALTH SERV - SALARIES NON-INSTR PC	0.00	0.00	0.00	0.00	0.00	0.00	0.00
01 2130 110 004	HEALTH SERV - SALARIES NON-INSTR HE	23,154.00	3,216.68	5,728.64	24.74	17,425.36	0.00	17,425.36

Account Number	Account Description	Revised Budget	Expended During Month	Expenditures to Date	% of Budget	Balance at EOM	P/ O Outstanding	Unencumbered Balance
01 2130 110 006	HEALTH SERV - SALARIES NON-INSTR AP	16,256.00	3,061.59	5,579.13	34.32	10,676.87	0.00	10,676.87
01 2130 110 007	HEALTH SERV - SALARIES NON-INSTR SE	26,753.00	3,040.76	5,957.88	22.27	20,795.12	0.00	20,795.12
01 2130 130 002	HEALTH SERV - OT SALARIES NON-INSTR BE	0.00	32.09	32.09	0.00	(32.09)	0.00	(32.09)
01 2130 130 003	HEALTH SERV - OT SALARIES NON-INSTR PC	0.00	0.00	0.00	0.00	0.00	0.00	0.00
01 2130 130 006	HEALTH SERV - OT SALARIES NON-INSTR AP	0.00	0.00	0.00	0.00	0.00	0.00	0.00
01 2130 130 007	HEALTH SERV - OT SALARIES NON-INSTR SE	94.00	0.00	122.98	130.83	(28.98)	0.00	(28.98)
01 2130 150 000	HEALTH SERV - ADD'L COMP NON-INSTR DIST	0.00	482.54	495.08	0.00	(495.08)	0.00	(495.08)
01 2130 150 002	HEALTH SERV - ADD'L COMP NON-INSTR BE	51.00	0.00	0.00	0.00	51.00	0.00	51.00
01 2130 150 003	HEALTH SERV - ADD'L COMP NON-INSTR PC	0.00	0.00	0.00	0.00	0.00	0.00	0.00
01 2130 150 004	HEALTH SERV - ADD'L COMP NON-INSTR HE	54.00	0.00	0.00	0.00	54.00	0.00	54.00
01 2130 150 006	HEALTH SERV - ADD'L COMP NON-INSTR AP	71.00	0.00	0.00	0.00	71.00	0.00	71.00
01 2130 150 007	HEALTH SERV - ADD'L COMP NON-INSTR SE	73.00	0.00	0.00	0.00	73.00	0.00	73.00
01 2130 210 000	HEALTH SERV - GROUP INS NON-INSTR DIST	0.00	2,272.68	4,545.36	0.00	(4,545.36)	0.00	(4,545.36)
01 2130 210 002	HEALTH SERV - GROUP INS NON-INSTR BE	0.00	2.10	4.20	0.00	(4.20)	0.00	(4.20)
01 2130 210 003	HEALTH SERV - GROUP INS NON-INSTR PC	0.00	0.00	0.00	0.00	0.00	0.00	0.00
01 2130 210 004	HEALTH SERV - GROUP INS NON-INSTR HE	0.00	2.10	4.20	0.00	(4.20)	0.00	(4.20)
01 2130 210 006	HEALTH SERV - GROUP INS NON-INSTR AP	0.00	2.10	4.20	0.00	(4.20)	0.00	(4.20)
01 2130 210 007	HEALTH SERV - GROUP INS NON-INSTR SE	0.00	2.10	4.20	0.00	(4.20)	0.00	(4.20)
01 2130 220 000	HEALTH SERV - SOC SEC NON-INSTR DIST	0.00	444.50	853.05	0.00	(853.05)	0.00	(853.05)
01 2130 220 002	HEALTH SERV - SOC SEC NON-INSTR BE	1,868.00	231.28	385.99	20.66	1,482.01	0.00	1,482.01
01 2130 220 003	HEALTH SERV - SOC SEC NON-INSTR PC	0.00	0.00	0.00	0.00	0.00	0.00	0.00
01 2130 220 004	HEALTH SERV - SOC SEC NON-INSTR HE	1,776.00	246.07	438.23	24.68	1,337.77	0.00	1,337.77
01 2130 220 006	HEALTH SERV - SOC SEC NON-INSTR AP	1,249.00	234.21	426.80	34.17	822.20	0.00	822.20
01 2130 220 007	HEALTH SERV - SOC SEC NON-INSTR SE	2,060.00	232.62	465.19	22.58	1,594.81	0.00	1,594.81
01 2130 230 000	HEALTH SERV - RETIREMENT NON-INSTR DIST	0.00	451.73	869.04	0.00	(869.04)	0.00	(869.04)
01 2130 230 002	HEALTH SERV - RETIREMENT NON-INSTR BE	1,790.00	221.03	368.77	20.60	1,421.23	0.00	1,421.23
01 2130 230 003	HEALTH SERV - RETIREMENT NON-INSTR PC	0.00	0.00	0.00	0.00	0.00	0.00	0.00
01 2130 230 004	HEALTH SERV - RETIREMENT NON-INSTR HE	1,702.00	235.12	418.64	24.60	1,283.36	0.00	1,283.36
01 2130 230 006	HEALTH SERV - RETIREMENT NON-INSTR AP	1,195.00	223.82	407.80	34.13	787.20	0.00	787.20
01 2130 230 007	HEALTH SERV - RETIREMENT NON-INSTR SE	1,975.00	222.30	444.56	22.51	1,530.44	0.00	1,530.44
01 2130 237 000	HEALTH SERV - INCR RET CONTR DIST	0.00	0.00	0.00	0.00	0.00	0.00	0.00
01 2130 237 002	HEALTH SERV - INCR RET CONTR BE	176.00	0.00	0.00	0.00	176.00	0.00	176.00
01 2130 237 003	HEALTH SERV - INCR RET CONTR PC	0.00	0.00	0.00	0.00	0.00	0.00	0.00
01 2130 237 004	HEALTH SERV - INCR RET CONTR HE	166.00	0.00	0.00	0.00	166.00	0.00	166.00
01 2130 237 006	HEALTH SERV - INCR RET CONTR AP	119.00	0.00	0.00	0.00	119.00	0.00	119.00
01 2130 237 007	HEALTH SERV - INCR RET CONTR SE	192.00	0.00	0.00	0.00	192.00	0.00	192.00
01 2130 280 000	HEALTH SERV - BEN NON-INSTR DIST	0.00	364.19	728.38	0.00	(728.38)	0.00	(728.38)
01 2130 320 006	HEALTH SERV - PROF ED SERVICES AP	0.00	0.00	0.00	0.00	0.00	0.00	0.00
01 2130 340 000	HEALTH SERV - OTHER PROF SERVICES DIST	5,563.00	1,155.00	1,155.00	20.76	4,408.00	0.00	4,408.00
01 2130 340 001	HEALTH SERV - OTHER PROF SERVICES BHS	10,776.00	1,251.25	1,251.25	11.61	9,524.75	0.00	9,524.75
01 2130 340 002	HEALTH SERV - OTHER PROF SERVICES BE	9,803.00	1,086.25	1,086.25	11.08	8,716.75	0.00	8,716.75
01 2130 340 003	HEALTH SERV - OTHER PROF SERVICES PC	9,986.00	1,828.75	1,828.75	18.31	8,157.25	0.00	8,157.25
01 2130 340 004	HEALTH SERV - OTHER PROF SERVICES HE	9,864.00	838.75	838.75	8.50	9,025.25	0.00	9,025.25
01 2130 340 005	HEALTH SERV - OTHER PROF SERVICES BMS	8,542.00	976.25	976.25	11.43	7,565.75	0.00	7,565.75
01 2130 340 006	HEALTH SERV - OTHER PROF SERVICES AP	11,338.00	1,553.75	1,553.75	13.70	9,784.25	0.00	9,784.25
01 2130 340 007	HEALTH SERV - OTHER PROF SERVICES SE	9,317.00	1,031.25	1,031.25	11.07	8,285.75	0.00	8,285.75
01 2130 340 008	HEALTH SERV - OTHER PROF SERVICES BSMS	9,545.00	1,677.50	1,677.50	17.57	7,867.50	0.00	7,867.50
01 2130 580 000	HEALTH SERV - TRAVEL & MILEAGE DIST	0.00	0.00	0.00	0.00	0.00	0.00	0.00
01 2130 610 000	HEALTH SERV - SUPPLIES DIST	277.00	0.00	0.00	0.00	277.00	0.00	277.00
01 2130 610 001	HEALTH SERV - SUPPLIES BHS	0.00	0.00	0.00	0.00	0.00	0.00	0.00
01 2130 610 002	HEALTH SERV - SUPPLIES BE	0.00	0.00	0.00	0.00	0.00	0.00	0.00
01 2130 610 003	HEALTH SERV - SUPPLIES PC	0.00	0.00	0.00	0.00	0.00	0.00	0.00
01 2130 610 004	HEALTH SERV - SUPPLIES HE	0.00	0.00	0.00	0.00	0.00	0.00	0.00
01 2130 610 005	HEALTH SERV - SUPPLIES BMS	54.00	0.00	0.00	0.00	54.00	0.00	54.00
01 2130 610 006	HEALTH SERV - SUPPLIES AP	88.00	0.00	0.00	0.00	88.00	0.00	88.00

Account Number	Account Description	Revised Budget	Expended During Month	Expenditures to Date	% of Budget	Balance at EOM	P/ O Outstanding	Unencumbered Balance
01 2130 610 007	HEALTH SERV - SUPPLIES SE	0.00	0.00	0.00	0.00	0.00	0.00	0.00
01 2130 610 008	HEALTH SERV - SUPPLIES BSMS	0.00	0.00	0.00	0.00	0.00	0.00	0.00
2130 HEALTH SERVICES		190,282.00	35,310.55	56,094.70	29.48	134,187.30	0.00	134,187.30
2131 HEALTH SERVICES - SPED SA								
01 2131 320 008	HEALTH SERV SPED SA - PROF ED SRVCS BSMS	10,329.00	0.00	0.00	0.00	10,329.00	0.00	10,329.00
01 2131 340 000	HEALTH SERV SPED SA - OTH PROF SRVCS DIST	8,154.00	0.00	0.00	0.00	8,154.00	0.00	8,154.00
01 2131 591 000	HEALTH SERV SPED SA - PURCH SRVCS FROM OTHER DIST DIST	0.00	0.00	0.00	0.00	0.00	0.00	0.00
2131 HEALTH SERVICES - SPED SA		18,483.00	0.00	0.00	0.00	18,483.00	0.00	18,483.00
2132 HEALTH SERVICES - SPED AGES 3-5								
01 2132 320 006	HEALTH SERV SPED 3-5 - PROF ED SERVICES	2,219.00	165.00	165.00	7.44	2,054.00	0.00	2,054.00
01 2132 320 008	HEALTH SERV SPED 3-5 - PROF ED SERVICES BSMS	0.00	0.00	0.00	0.00	0.00	0.00	0.00
2132 HEALTH SERVICES - SPED AGES 3-5		2,219.00	165.00	165.00	7.44	2,054.00	0.00	2,054.00
2141 PSYCH SERV SPED SA								
01 2141 111 000	PSYCH SERV - SALARIES TEACHERS DIST	461,508.00	24,239.82	45,082.49	9.77	416,425.51	0.00	416,425.51
01 2141 111 007	PSYCH SERV - SALARIES TEACHERS SE	0.00	0.00	3,397.15	0.00	(3,397.15)	0.00	(3,397.15)
01 2141 151 000	PSYCH SERV - ADD'L COMP TEACHERS DIST	10,960.00	45.85	291.70	2.66	10,668.30	0.00	10,668.30
01 2141 151 007	PSYCH SERV - ADD'L COMP TEACHERS SE	0.00	0.00	0.00	0.00	0.00	0.00	0.00
01 2141 211 000	PSYCH SERV - GROUP INS TEACHERS DIST	125,861.00	6,494.39	11,623.29	9.24	114,237.71	0.00	114,237.71
01 2141 211 007	PSYCH SERV - GROUP INS TEACHERS/PROF SE	0.00	0.00	1,365.49	0.00	(1,365.49)	0.00	(1,365.49)
01 2141 221 000	PSYCH SERV - SOC SEC TEACHERS DIST	35,458.00	1,783.58	3,357.54	9.47	32,100.46	0.00	32,100.46
01 2141 221 007	PSYCH SERV - SOC SEC TEACHERS/PROF SE	0.00	0.00	224.93	0.00	(224.93)	0.00	(224.93)
01 2141 231 000	PSYCH SERV - RETIREMENT TEACHERS DIST	33,964.00	1,774.95	3,315.79	9.76	30,648.21	0.00	30,648.21
01 2141 231 007	PSYCH SERV - RETIREMENT TEACHERS/PROF SE	0.00	0.00	248.75	0.00	(248.75)	0.00	(248.75)
01 2141 237 000	PSYCH SERV - INCR RET CONTR DIST	2,813.00	0.00	0.00	0.00	2,813.00	0.00	2,813.00
01 2141 281 000	PSYCH SERV - HEALTH BEN TEACHERS DIST	2,499.00	238.94	477.88	19.12	2,021.12	0.00	2,021.12
01 2141 320 000	PSYCH SERV - PROF ED SERVICES DIST	0.00	4,655.00	8,183.00	0.00	(8,183.00)	0.00	(8,183.00)
01 2141 320 001	PSYCH SERV - PROF ED SERVICES BHS	0.00	0.00	0.00	0.00	0.00	0.00	0.00
01 2141 320 002	PSYCH SERV - PROF ED SERVICES BE	0.00	0.00	0.00	0.00	0.00	0.00	0.00
01 2141 320 003	PSYCH SERV - PROF ED SERVICES PC	0.00	0.00	0.00	0.00	0.00	0.00	0.00
01 2141 320 004	PSYCH SERV - PROF ED SERVICES HE	92.00	0.00	0.00	0.00	92.00	0.00	92.00
01 2141 320 005	PSYCH SERV - PROF ED SERVICES BMS	0.00	0.00	0.00	0.00	0.00	0.00	0.00
01 2141 320 006	PSYCH SERV - PROF ED SERVICES AP	0.00	0.00	0.00	0.00	0.00	0.00	0.00
01 2141 320 007	PSYCH SERV - PROF ED SERVICES SE	0.00	0.00	0.00	0.00	0.00	0.00	0.00
01 2141 320 008	PSYCH SERV - PROF ED SERVICES BSMS	0.00	0.00	0.00	0.00	0.00	0.00	0.00
01 2141 580 000	PSYCH SERV - TRAVEL & MILEAGE DIST	419.00	0.00	0.00	0.00	419.00	0.00	419.00
01 2141 590 001	PSYCH SERV - PURCHASED SERVICES BHS	0.00	0.00	0.00	0.00	0.00	0.00	0.00
01 2141 590 002	PSYCH SERV - PURCHASED SERVICES BE	0.00	0.00	0.00	0.00	0.00	0.00	0.00
01 2141 590 003	PSYCH SERV - PURCHASED SERVICES PC	0.00	0.00	0.00	0.00	0.00	0.00	0.00
01 2141 590 004	PSYCH SERV - PURCHASED SERVICES HE	0.00	0.00	0.00	0.00	0.00	0.00	0.00
01 2141 590 005	PSYCH SERV - PURCHASED SERVICES BMS	0.00	0.00	0.00	0.00	0.00	0.00	0.00
01 2141 590 006	PSYCH SERV - PURCHASED SERVICES AP	0.00	0.00	0.00	0.00	0.00	0.00	0.00
01 2141 590 007	PSYCH SERV - PURCHASED SERVICES SE	0.00	0.00	0.00	0.00	0.00	0.00	0.00
01 2141 590 008	PSYCH SERV - PURCHASED SERVICES BSMS	0.00	0.00	0.00	0.00	0.00	0.00	0.00
01 2141 610 000	PSYCH SERV - SUPPLIES DIST	0.00	19,193.29	19,193.29	0.00	(19,193.29)	0.00	(19,193.29)
01 2141 610 001	PSYCH SERV - SUPPLIES BHS	0.00	0.00	0.00	0.00	0.00	0.00	0.00
01 2141 610 001 611	PSYCH SERV - TESTING SUPPLIES BHS	0.00	0.00	0.00	0.00	0.00	0.00	0.00
01 2141 610 002	PSYCH SERV - SUPPLIES BE	0.00	0.00	0.00	0.00	0.00	0.00	0.00
01 2141 610 002 611	PSYCH SERV - TESTING SUPPLIES BE	0.00	0.00	0.00	0.00	0.00	0.00	0.00
01 2141 610 003	PSYCH SERV - SUPPLIES PC	0.00	0.00	0.00	0.00	0.00	0.00	0.00
01 2141 610 003 611	PSYCH SERV - TESTING SUPPLIES PC	0.00	0.00	0.00	0.00	0.00	0.00	0.00
01 2141 610 004	PSYCH SERV - SUPPLIES HE	0.00	0.00	0.00	0.00	0.00	0.00	0.00
01 2141 610 004 611	PSYCH SERV - TESTING SUPPLIES HE	0.00	0.00	0.00	0.00	0.00	0.00	0.00
01 2141 610 005	PSYCH SERV - SUPPLIES BMS	0.00	0.00	0.00	0.00	0.00	0.00	0.00

Account Number	Account Description	Revised Budget	Expended During Month	Expenditures to Date	% of Budget	Balance at EOM	P/ O Outstanding	Unencumbered Balance
01 2141 610 005 611	PSYCH SERV - TESTING SUPPLIES BMS	0.00	0.00	0.00	0.00	0.00	0.00	0.00
01 2141 610 006	PSYCH SERV - SUPPLIES AP	0.00	0.00	0.00	0.00	0.00	0.00	0.00
01 2141 610 006 611	PSYCH SERV - TESTING SUPPLIES AP	0.00	0.00	0.00	0.00	0.00	0.00	0.00
01 2141 610 007	PSYCH SERV - SUPPLIES SE	0.00	0.00	0.00	0.00	0.00	0.00	0.00
01 2141 610 007 611	PSYCH SERV - TESTING SUPPLIES SE	0.00	0.00	0.00	0.00	0.00	0.00	0.00
01 2141 610 008	PSYCH SERV - SUPPLIES BSMS	0.00	0.00	0.00	0.00	0.00	0.00	0.00
01 2141 610 008 611	PSYCH SERV - TESTING SUPPLIES BSMS	0.00	0.00	0.00	0.00	0.00	0.00	0.00
01 2141 640 000	PSYCH SERV - BOOKS & PER DIST	0.00	0.00	0.00	0.00	0.00	0.00	0.00
01 2141 640 001	PSYCH SERV - BOOKS & PER BHS	0.00	0.00	0.00	0.00	0.00	0.00	0.00
01 2141 640 002	PSYCH SERV - BOOKS & PER BE	0.00	0.00	0.00	0.00	0.00	0.00	0.00
01 2141 640 003	PSYCH SERV - BOOKS & PER PC	0.00	0.00	0.00	0.00	0.00	0.00	0.00
01 2141 640 004	PSYCH SERV - BOOKS & PER HE	0.00	0.00	0.00	0.00	0.00	0.00	0.00
01 2141 640 005	PSYCH SERV - BOOKS & PER BMS	0.00	0.00	0.00	0.00	0.00	0.00	0.00
01 2141 640 006	PSYCH SERV - BOOKS & PER AP	0.00	0.00	0.00	0.00	0.00	0.00	0.00
01 2141 640 007	PSYCH SERV - BOOKS & PER SE	0.00	0.00	0.00	0.00	0.00	0.00	0.00
01 2141 640 008	PSYCH SERV - BOOKS & PER BSMS	0.00	0.00	0.00	0.00	0.00	0.00	0.00
01 2141 650 001	PSYCH SERV - SUPPLIES TECH-REL BHS	0.00	0.00	0.00	0.00	0.00	0.00	0.00
01 2141 650 002	PSYCH SERV - SUPPLIES TECH-REL BE	0.00	0.00	0.00	0.00	0.00	0.00	0.00
01 2141 650 003	PSYCH SERV - SUPPLIES TECH-REL PC	0.00	0.00	0.00	0.00	0.00	0.00	0.00
01 2141 650 004	PSYCH SERV - SUPPLIES TECH-REL HE	0.00	0.00	0.00	0.00	0.00	0.00	0.00
01 2141 650 005	PSYCH SERV - SUPPLIES TECH-REL BMS	0.00	0.00	0.00	0.00	0.00	0.00	0.00
01 2141 650 006	PSYCH SERV - SUPPLIES TECH-REL AP	0.00	0.00	0.00	0.00	0.00	0.00	0.00
01 2141 650 007	PSYCH SERV - SUPPLIES TECH-REL SE	0.00	0.00	0.00	0.00	0.00	0.00	0.00
01 2141 650 008	PSYCH SERV - SUPPLIES TECH-REL BSMS	0.00	0.00	0.00	0.00	0.00	0.00	0.00
01 2141 733 001	PSYCH SERV - FURN & EQUIP BHS	0.00	0.00	0.00	0.00	0.00	0.00	0.00
01 2141 733 002	PSYCH SERV - FURN & EQUIP BE	0.00	0.00	0.00	0.00	0.00	0.00	0.00
01 2141 733 003	PSYCH SERV - FURN & EQUIP PC	0.00	0.00	0.00	0.00	0.00	0.00	0.00
01 2141 733 004	PSYCH SERV - FURN & EQUIP HE	0.00	0.00	0.00	0.00	0.00	0.00	0.00
01 2141 733 005	PSYCH SERV - FURN & EQUIP BMS	0.00	0.00	0.00	0.00	0.00	0.00	0.00
01 2141 733 006	PSYCH SERV - FURN & EQUIP AP	0.00	0.00	0.00	0.00	0.00	0.00	0.00
01 2141 733 007	PSYCH SERV - FURN & EQUIP SE	0.00	0.00	0.00	0.00	0.00	0.00	0.00
01 2141 733 008	PSYCH SERV - FURN & EQUIP BSMS	0.00	0.00	0.00	0.00	0.00	0.00	0.00
01 2141 734 001	PSYCH SERV - HARDWARE BHS	0.00	0.00	0.00	0.00	0.00	0.00	0.00
01 2141 734 002	PSYCH SERV - HARDWARE BE	0.00	0.00	0.00	0.00	0.00	0.00	0.00
01 2141 734 003	PSYCH SERV - HARDWARE PC	0.00	0.00	0.00	0.00	0.00	0.00	0.00
01 2141 734 004	PSYCH SERV - HARDWARE HE	0.00	0.00	0.00	0.00	0.00	0.00	0.00
01 2141 734 005	PSYCH SERV - HARDWARE BMS	0.00	0.00	0.00	0.00	0.00	0.00	0.00
01 2141 734 006	PSYCH SERV - HARDWARE AP	0.00	0.00	0.00	0.00	0.00	0.00	0.00
01 2141 734 007	PSYCH SERV - HARDWARE SE	0.00	0.00	0.00	0.00	0.00	0.00	0.00
01 2141 734 008	PSYCH SERV - HARDWARE BSMS	0.00	0.00	0.00	0.00	0.00	0.00	0.00
01 2141 735 000	PSYCH SERV - SOFTWARE DIST	0.00	0.00	0.00	0.00	0.00	0.00	0.00
01 2141 735 001	PSYCH SERV - SOFTWARE BHS	0.00	0.00	0.00	0.00	0.00	0.00	0.00
01 2141 735 002	PSYCH SERV - SOFTWARE BE	0.00	0.00	0.00	0.00	0.00	0.00	0.00
01 2141 735 003	PSYCH SERV - SOFTWARE PC	0.00	0.00	0.00	0.00	0.00	0.00	0.00
01 2141 735 004	PSYCH SERV - SOFTWARE HE	0.00	0.00	0.00	0.00	0.00	0.00	0.00
01 2141 735 005	PSYCH SERV - SOFTWARE BMS	0.00	0.00	0.00	0.00	0.00	0.00	0.00
01 2141 735 006	PSYCH SERV - SOFTWARE AP	0.00	0.00	0.00	0.00	0.00	0.00	0.00
01 2141 735 007	PSYCH SERV - SOFTWARE SE	0.00	0.00	0.00	0.00	0.00	0.00	0.00
01 2141 735 008	PSYCH SERV - SOFTWARE BSMS	0.00	0.00	0.00	0.00	0.00	0.00	0.00
01 2141 810 000	PSYCH SERV - DUES & FEES DIST	0.00	0.00	0.00	0.00	0.00	0.00	0.00
01 2141 810 001	PSYCH SERV - DUES & FEES BHS	0.00	0.00	0.00	0.00	0.00	0.00	0.00
01 2141 810 002	PSYCH SERV - DUES & FEES BE	0.00	0.00	0.00	0.00	0.00	0.00	0.00
01 2141 810 003	PSYCH SERV - DUES & FEES PC	0.00	0.00	0.00	0.00	0.00	0.00	0.00
01 2141 810 004	PSYCH SERV - DUES & FEES HE	0.00	0.00	0.00	0.00	0.00	0.00	0.00
01 2141 810 005	PSYCH SERV - DUES & FEES BMS	0.00	0.00	0.00	0.00	0.00	0.00	0.00

Account Number	Account Description	Revised Budget	Expended During Month	Expenditures to Date	% of Budget	Balance at EOM	P/ O Outstanding	Unencumbered Balance
01 2141 810 006	PSYCH SERV - DUES & FEES AP	0.00	0.00	0.00	0.00	0.00	0.00	0.00
01 2141 810 007	PSYCH SERV - DUES & FEES SE	0.00	0.00	0.00	0.00	0.00	0.00	0.00
01 2141 810 008	PSYCH SERV - DUES & FEES BSMS	0.00	0.00	0.00	0.00	0.00	0.00	0.00
01 2141 890 000	PSYCH SERV - OTHER MISC DIST	0.00	0.00	0.00	0.00	0.00	0.00	0.00
01 2141 890 001	PSYCH SERV - OTHER MISC BHS	0.00	0.00	0.00	0.00	0.00	0.00	0.00
01 2141 890 002	PSYCH SERV - OTHER MISC BE	0.00	0.00	0.00	0.00	0.00	0.00	0.00
01 2141 890 003	PSYCH SERV - OTHER MISC PC	0.00	0.00	0.00	0.00	0.00	0.00	0.00
01 2141 890 004	PSYCH SERV - OTHER MISC HE	0.00	0.00	0.00	0.00	0.00	0.00	0.00
01 2141 890 005	PSYCH SERV - OTHER MISC BMS	0.00	0.00	0.00	0.00	0.00	0.00	0.00
01 2141 890 006	PSYCH SERV - OTHER MISC AP	0.00	0.00	0.00	0.00	0.00	0.00	0.00
01 2141 890 007	PSYCH SERV - OTHER MISC SE	0.00	0.00	0.00	0.00	0.00	0.00	0.00
01 2141 890 008	PSYCH SERV - OTHER MISC BSMS	0.00	0.00	0.00	0.00	0.00	0.00	0.00
2141 PSYCH SERV SPED SA		673,574.00	58,425.82	96,761.30	14.37	576,812.70	0.00	576,812.70
2151 SPEECH PATH SPED SCHOOL AGE								
01 2151 111 000	SPEECH SPED SA - SALARIES TEACHERS DIST	49,692.00	0.00	0.00	0.00	49,692.00	0.00	49,692.00
01 2151 111 001	SPEECH SPED SA - SALARIES TEACHERS BHS	39,037.00	5,923.98	11,847.96	30.35	27,189.04	0.00	27,189.04
01 2151 111 002	SPEECH SPED SA - SALARIES TEACHERS BE	78,074.00	8,018.65	16,037.30	20.54	62,036.70	0.00	62,036.70
01 2151 111 003	SPEECH SPED SA - SALARIES TEACHERS PC	100,504.00	10,244.22	20,488.44	20.39	80,015.56	0.00	80,015.56
01 2151 111 004	SPEECH SPED SA - SALARIES TEACHERS HE	52,964.00	11,389.75	22,779.50	43.01	30,184.50	0.00	30,184.50
01 2151 111 005	SPEECH SPED SA - SALARIES TEACHERS BMS	39,038.00	0.00	0.00	0.00	39,038.00	0.00	39,038.00
01 2151 111 006	SPEECH SPED SA - SALARIES TEACHERS AP	55,213.00	6,414.91	12,829.82	23.24	42,383.18	0.00	42,383.18
01 2151 111 007	SPEECH SPED SA - SALARIES TEACHERS SE	72,898.00	5,662.15	11,324.30	15.53	61,573.70	0.00	61,573.70
01 2151 111 008	SPEECH SPED SA - SALARIES TEACHERS BSMS	27,607.00	2,160.13	4,320.26	15.65	23,286.74	0.00	23,286.74
01 2151 151 001	SPEECH SPED SA - ADD'L COMP TEACHES BHS	302.00	29.39	58.78	19.46	243.22	0.00	243.22
01 2151 151 002	SPEECH SPED SA - ADD'L COMP TEACHES BE	604.00	50.37	100.74	16.68	503.26	0.00	503.26
01 2151 151 003	SPEECH SPED SA - ADD'L COMP TEACHES PC	374.00	27.45	54.90	14.68	319.10	0.00	319.10
01 2151 151 004	SPEECH SPED SA - ADD'L COMP TEACHES HE	199.00	25.06	450.12	226.19	(251.12)	0.00	(251.12)
01 2151 151 005	SPEECH SPED SA - ADD'L COMP TEACHES BMS	302.00	16.37	32.74	10.84	269.26	0.00	269.26
01 2151 151 006	SPEECH SPED SA - ADD'L COMP TEACHES AP	122.00	14.47	28.94	23.72	93.06	0.00	93.06
01 2151 151 007	SPEECH SPED SA - ADD'L COMP TEACHES SE	259.00	12.46	24.92	9.62	234.08	0.00	234.08
01 2151 151 008	SPEECH SPED SA - ADD'L COMP TEACHES BSMS	61.00	32.57	65.14	106.79	(4.14)	0.00	(4.14)
01 2151 211 000	SPEECH SPED SA - GROUP INS TEACHERS DIST	0.00	0.00	0.00	0.00	0.00	0.00	0.00
01 2151 211 001	SPEECH SPED SA - GROUP INS TEACHERS BHS	16,294.00	2,636.87	5,273.74	32.37	11,020.26	0.00	11,020.26
01 2151 211 002	SPEECH SPED SA - GROUP INS TEACHERS BE	32,588.00	3,125.92	6,251.84	19.18	26,336.16	0.00	26,336.16
01 2151 211 003	SPEECH SPED SA - GROUP INS TEACHERS PC	27,730.00	2,242.97	4,485.94	16.18	23,244.06	0.00	23,244.06
01 2151 211 004	SPEECH SPED SA - GROUP INS TEACHERS HE	32,588.00	3,128.00	6,256.00	19.20	26,332.00	0.00	26,332.00
01 2151 211 005	SPEECH SPED SA - GROUP INS TEACHERS BMS	16,294.00	0.00	0.00	0.00	16,294.00	0.00	16,294.00
01 2151 211 006	SPEECH SPED SA - GROUP INS TEACHERS AP	24,488.00	1,981.81	3,963.62	16.19	20,524.38	0.00	20,524.38
01 2151 211 007	SPEECH SPED SA - GROUP INS TEACHERS SE	0.00	2.10	4.20	0.00	(4.20)	0.00	(4.20)
01 2151 211 008	SPEECH SPED SA - GROUP INS TEACHERS BSMS	6,055.00	489.05	978.10	16.15	5,076.90	0.00	5,076.90
01 2151 221 000	SPEECH SPED SA - SOC SEC TEACHERS DIST	3,802.00	0.00	0.00	0.00	3,802.00	0.00	3,802.00
01 2151 221 001	SPEECH SPED SA - SOC SEC TEACHERS BHS	2,943.00	445.03	890.06	30.24	2,052.94	0.00	2,052.94
01 2151 221 002	SPEECH SPED SA - SOC SEC TEACHERS BE	5,891.00	607.12	1,214.25	20.61	4,676.75	0.00	4,676.75
01 2151 221 003	SPEECH SPED SA - SOC SEC TEACHERS PC	7,877.00	799.52	1,599.04	20.30	6,277.96	0.00	6,277.96
01 2151 221 004	SPEECH SPED SA - SOC SEC TEACHERS HE	4,059.00	872.78	1,776.15	43.76	2,282.85	0.00	2,282.85
01 2151 221 005	SPEECH SPED SA - SOC SEC TEACHERS BMS	2,943.00	19.41	38.81	1.32	2,904.19	0.00	2,904.19
01 2151 221 006	SPEECH SPED SA - SOC SEC TEACHERS AP	4,157.00	500.28	1,000.55	24.07	3,156.45	0.00	3,156.45
01 2151 221 007	SPEECH SPED SA - SOC SEC TEACHERS SE	6,079.00	470.45	940.90	15.48	5,138.10	0.00	5,138.10
01 2151 221 008	SPEECH SPED SA - SOC SEC TEACHERS BSMS	2,114.00	167.50	335.00	15.85	1,779.00	0.00	1,779.00
01 2151 231 000	SPEECH SPED SA - RETIREMENT TEACHERS DIST	3,651.00	0.00	0.00	0.00	3,651.00	0.00	3,651.00
01 2151 231 001	SPEECH SPED SA - RETIREMENT TEACHERS BHS	2,884.00	434.98	869.96	30.17	2,014.04	0.00	2,014.04
01 2151 231 002	SPEECH SPED SA - RETIREMENT TEACHERS BE	5,767.00	589.57	1,179.13	20.45	4,587.87	0.00	4,587.87
01 2151 231 003	SPEECH SPED SA - RETIREMENT TEACHERS PC	7,390.00	750.49	1,500.98	20.31	5,889.02	0.00	5,889.02
01 2151 231 004	SPEECH SPED SA - RETIREMENT TEACHERS HE	3,890.00	834.01	1,697.30	43.63	2,192.70	0.00	2,192.70
01 2151 231 005	SPEECH SPED SA - RETIREMENT TEACHERS BMS	2,884.00	1.20	2.40	0.08	2,881.60	0.00	2,881.60

Account Number	Account Description	Revised Budget	Expended During Month	Expenditures to Date	% of Budget	Balance at EOM	P/ O Outstanding	Unencumbered Balance
01 2151 231 006	SPEECH SPED SA - RETIREMENT TEACHERS AP	4,056.00	469.73	939.46	23.16	3,116.54	0.00	3,116.54
01 2151 231 007	SPEECH SPED SA - RETIREMENT TEACHERS SE	5,362.00	414.61	829.22	15.46	4,532.78	0.00	4,532.78
01 2151 231 008	SPEECH SPED SA - RETIREMENT TEACHERS BSMS	2,028.00	160.22	320.44	15.80	1,707.56	0.00	1,707.56
01 2151 237 000	SPEECH SPED SA - INCR RET CONTR DIST	303.00	0.00	0.00	0.00	303.00	0.00	303.00
01 2151 237 001	SPEECH SPED SA - INCR RET CONTR BHS	239.00	0.00	0.00	0.00	239.00	0.00	239.00
01 2151 237 002	SPEECH SPED SA - INCR RET CONTR BE	478.00	0.00	0.00	0.00	478.00	0.00	478.00
01 2151 237 003	SPEECH SPED SA - INCR RET CONTR PC	612.00	0.00	0.00	0.00	612.00	0.00	612.00
01 2151 237 004	SPEECH SPED SA - INCR RET CONTR HE	307.00	0.00	0.00	0.00	307.00	0.00	307.00
01 2151 237 005	SPEECH SPED SA - INCR RET CONTR BMS	239.00	0.00	0.00	0.00	239.00	0.00	239.00
01 2151 237 006	SPEECH SPED SA - INCR RET CONTR AP	336.00	0.00	0.00	0.00	336.00	0.00	336.00
01 2151 237 007	SPEECH SPED SA - INCR RET CONTR SE	445.00	0.00	0.00	0.00	445.00	0.00	445.00
01 2151 237 008	SPEECH SPED SA - INCR RET CONTR BSMS	169.00	0.00	0.00	0.00	169.00	0.00	169.00
01 2151 281 001	SPEECH SPED SA - HEALTH BEN TEACHERS BHS	0.00	0.00	0.00	0.00	0.00	0.00	0.00
01 2151 281 003	SPEECH SPED SA - HEALTH BEN TEACHERS PC	2,836.00	237.50	475.00	16.75	2,361.00	0.00	2,361.00
01 2151 281 004	SPEECH SPED SA - HEALTH BEN TEACHERS HE	2,836.00	237.50	475.00	16.75	2,361.00	0.00	2,361.00
01 2151 281 005	SPEECH SPED SA - HEALTH BEN TEACHERS BMS	0.00	237.50	475.00	0.00	(475.00)	0.00	(475.00)
01 2151 281 006	SPEECH SPED SA - HEALTH BEN TEACHERS AP	0.00	237.50	475.00	0.00	(475.00)	0.00	(475.00)
01 2151 281 007	SPEECH SPED SA - HEALTH BEN TEACHERS SE	6,301.00	475.00	950.00	15.08	5,351.00	0.00	5,351.00
01 2151 281 008	SPEECH SPED SA - HLTH BEN TEACHERS BSMS	0.00	0.00	0.00	0.00	0.00	0.00	0.00
01 2151 320 000	SPEECH SPED SA - PROF ED SRVCS DIST	0.00	0.00	0.00	0.00	0.00	0.00	0.00
01 2151 320 001	SPEECH SPED SA - PROF ED SERVICES BHS	0.00	0.00	0.00	0.00	0.00	0.00	0.00
01 2151 320 002	SPEECH SPED SA - PROF ED SERVICES BE	0.00	0.00	0.00	0.00	0.00	0.00	0.00
01 2151 320 003	SPEECH SPED SA - PROF ED SERVICES PC	0.00	0.00	0.00	0.00	0.00	0.00	0.00
01 2151 320 004	SPEECH SPED SA - PROF ED SERVICES HE	34,378.00	0.00	0.00	0.00	34,378.00	0.00	34,378.00
01 2151 320 005	SPEECH SPED SA - PROF ED SERVICES BMS	0.00	0.00	0.00	0.00	0.00	0.00	0.00
01 2151 320 006	SPEECH SPED SA - PROF ED SERVICES AP	0.00	0.00	0.00	0.00	0.00	0.00	0.00
01 2151 320 007	SPEECH SPED SA - PROF ED SERVICES SE	0.00	0.00	0.00	0.00	0.00	200.00	(200.00)
01 2151 320 008	SPEECH SPED SA - PROF ED SERVICES BSMS	0.00	0.00	0.00	0.00	0.00	0.00	0.00
01 2151 580 000	SPEECH SPED SA - TRAVEL & MILEAGE DIST	1,103.00	119.47	119.47	10.83	983.53	0.00	983.53
01 2151 580 001	SPEECH SPED SA - TRAVEL & MILEAGE BHS	0.00	0.00	0.00	0.00	0.00	0.00	0.00
01 2151 580 002	SPEECH SPED SA - TRAVEL & MILEAGE BE	0.00	0.00	0.00	0.00	0.00	0.00	0.00
01 2151 580 003	SPEECH SPED SA - TRAVEL & MILEAGE PC	0.00	0.00	0.00	0.00	0.00	0.00	0.00
01 2151 580 004	SPEECH SPED SA - TRAVEL & MILEAGE HE	0.00	0.00	0.00	0.00	0.00	0.00	0.00
01 2151 580 005	SPEECH SPED SA - TRAVEL & MILEAGE BMS	0.00	0.00	0.00	0.00	0.00	0.00	0.00
01 2151 580 006	SPEECH SPED SA - TRAVEL & MILEAGE AP	0.00	0.00	0.00	0.00	0.00	0.00	0.00
01 2151 580 007	SPEECH SPED SA - TRAVEL & MILEAGE SE	0.00	0.00	0.00	0.00	0.00	0.00	0.00
01 2151 580 008	SPEECH SPED SA - TRAVEL & MILEAGE BSMS	0.00	0.00	0.00	0.00	0.00	0.00	0.00
01 2151 590 001	SPEECH SPED SA - PURCHASED SERVICES BHS	57,667.00	0.00	0.00	0.00	57,667.00	0.00	57,667.00
01 2151 610 000	SPEECH SPED SA - SUPPLIES DIST	11,370.00	87.75	87.75	0.77	11,282.25	0.00	11,282.25
01 2151 610 001	SPEECH SPED SA - SUPPLIES BHS	0.00	0.00	0.00	0.00	0.00	0.00	0.00
01 2151 610 001 611	SPEECH SPED SA - TESTING SUPPLIES BHS	0.00	0.00	0.00	0.00	0.00	0.00	0.00
01 2151 610 002	SPEECH SPED SA - SUPPLIES BE	0.00	0.00	0.00	0.00	0.00	0.00	0.00
01 2151 610 002 611	SPEECH SPED SA - TESTING SUPPLIES BE	0.00	0.00	0.00	0.00	0.00	0.00	0.00
01 2151 610 003	SPEECH SPED SA - SUPPLIES PC	318.00	40.00	193.00	123.58	125.00	200.00	(75.00)
01 2151 610 003 611	SPEECH SPED SA - TESTING SUPPLIES PC	0.00	0.00	0.00	0.00	0.00	0.00	0.00
01 2151 610 004	SPEECH SPED SA - SUPPLIES HE	222.00	0.00	50.47	22.73	171.53	0.00	171.53
01 2151 610 004 611	SPEECH SPED SA - TESTING SUPPLIES HE	0.00	0.00	0.00	0.00	0.00	0.00	0.00
01 2151 610 005	SPEECH SPED SA - SUPPLIES BMS	0.00	0.00	0.00	0.00	0.00	0.00	0.00
01 2151 610 005 611	SPEECH SPED SA - TESTING SUPPLIES BMS	0.00	0.00	0.00	0.00	0.00	0.00	0.00
01 2151 610 006	SPEECH SPED SA - SUPPLIES AP	0.00	0.00	52.77	0.00	(52.77)	0.00	(52.77)
01 2151 610 006 611	SPEECH SPED SA - TESTING SUPPLIES AP	0.00	0.00	0.00	0.00	0.00	0.00	0.00
01 2151 610 007	SPEECH SPED SA - SUPPLIES SE	83.00	0.00	0.00	0.00	83.00	0.00	83.00
01 2151 610 007 611	SPEECH SPED SA - TESTING SUPPLIES SE	0.00	0.00	0.00	0.00	0.00	0.00	0.00
01 2151 610 008	SPEECH SPED SA - SUPPLIES BSMS	0.00	0.00	0.00	0.00	0.00	0.00	0.00
01 2151 610 008 611	SPEECH SPED SA - TESTING SUPPLIES BSMS	0.00	0.00	0.00	0.00	0.00	0.00	0.00

Account Number	Account Description	Revised Budget	Expended During Month	Expenditures to Date	% of Budget	Balance at EOM	P/ O Outstanding	Unencumbered Balance
01 2151 640 000	SPEECH SPED SA - BOOKS & PER DIST	0.00	0.00	0.00	0.00	0.00	0.00	0.00
01 2151 640 001	SPEECH SPED SA - BOOKS & PER BHS	0.00	0.00	0.00	0.00	0.00	0.00	0.00
01 2151 640 002	SPEECH SPED SA - BOOKS & PER BE	0.00	0.00	0.00	0.00	0.00	0.00	0.00
01 2151 640 003	SPEECH SPED SA - BOOKS & PER PC	0.00	0.00	0.00	0.00	0.00	0.00	0.00
01 2151 640 004	SPEECH SPED SA - BOOKS & PER HE	0.00	0.00	0.00	0.00	0.00	0.00	0.00
01 2151 640 005	SPEECH SPED SA - BOOKS & PER BMS	0.00	0.00	0.00	0.00	0.00	0.00	0.00
01 2151 640 006	SPEECH SPED SA - BOOKS & PER AP	0.00	0.00	0.00	0.00	0.00	0.00	0.00
01 2151 640 007	SPEECH SPED SA - BOOKS & PER SE	0.00	0.00	0.00	0.00	0.00	0.00	0.00
01 2151 640 008	SPEECH SPED SA - BOOKS & PER BSMS	0.00	0.00	0.00	0.00	0.00	0.00	0.00
01 2151 650 001	SPEECH SPED SA - SUPPLIES TECH-REL BHS	0.00	0.00	0.00	0.00	0.00	0.00	0.00
01 2151 650 002	SPEECH SPED SA - SUPPLIES TECH-REL BE	0.00	0.00	0.00	0.00	0.00	0.00	0.00
01 2151 650 003	SPEECH SPED SA - SUPPLIES TECH-REL PC	0.00	0.00	0.00	0.00	0.00	0.00	0.00
01 2151 650 004	SPEECH SPED SA - SUPPLIES TECH-REL HE	0.00	0.00	0.00	0.00	0.00	0.00	0.00
01 2151 650 005	SPEECH SPED SA - SUPPLIES TECH-REL BMS	0.00	0.00	0.00	0.00	0.00	0.00	0.00
01 2151 650 006	SPEECH SPED SA - SUPPLIES TECH-REL AP	0.00	0.00	0.00	0.00	0.00	0.00	0.00
01 2151 650 007	SPEECH SPED SA - SUPPLIES TECH-REL SE	0.00	0.00	0.00	0.00	0.00	0.00	0.00
01 2151 650 008	SPEECH SPED SA - SUPPLIES TECH-REL BSMS	0.00	0.00	0.00	0.00	0.00	0.00	0.00
01 2151 733 001	SPEECH SPED SA - FURN & EQUIP BHS	0.00	0.00	0.00	0.00	0.00	0.00	0.00
01 2151 733 002	SPEECH SPED SA - FURN & EQUIP BE	0.00	0.00	0.00	0.00	0.00	0.00	0.00
01 2151 733 003	SPEECH SPED SA - FURN & EQUIP PC	0.00	0.00	0.00	0.00	0.00	0.00	0.00
01 2151 733 004	SPEECH SPED SA - FURN & EQUIP HE	0.00	0.00	0.00	0.00	0.00	0.00	0.00
01 2151 733 005	SPEECH SPED SA - FURN & EQUIP BMS	0.00	0.00	0.00	0.00	0.00	0.00	0.00
01 2151 733 006	SPEECH SPED SA - FURN & EQUIP AP	0.00	0.00	0.00	0.00	0.00	0.00	0.00
01 2151 733 007	SPEECH SPED SA - FURN & EQUIP SE	0.00	0.00	0.00	0.00	0.00	0.00	0.00
01 2151 733 008	SPEECH SPED SA - FURN & EQUIP BSMS	0.00	0.00	0.00	0.00	0.00	0.00	0.00
01 2151 734 001	SPEECH SPED SA - HARDWARE BHS	0.00	0.00	0.00	0.00	0.00	0.00	0.00
01 2151 734 002	SPEECH SPED SA - HARDWARE BE	0.00	0.00	0.00	0.00	0.00	0.00	0.00
01 2151 734 003	SPEECH SPED SA - HARDWARE PC	0.00	0.00	0.00	0.00	0.00	0.00	0.00
01 2151 734 004	SPEECH SPED SA - HARDWARE HE	0.00	0.00	0.00	0.00	0.00	0.00	0.00
01 2151 734 005	SPEECH SPED SA - HARDWARE BMS	0.00	0.00	0.00	0.00	0.00	0.00	0.00
01 2151 734 006	SPEECH SPED SA - HARDWARE AP	0.00	0.00	0.00	0.00	0.00	0.00	0.00
01 2151 734 007	SPEECH SPED SA - HARDWARE SE	0.00	0.00	0.00	0.00	0.00	0.00	0.00
01 2151 734 008	SPEECH SPED SA - HARDWARE BSMS	0.00	0.00	0.00	0.00	0.00	0.00	0.00
01 2151 735 000	SPEECH SPED SA - SOFTWARE DIST	0.00	0.00	0.00	0.00	0.00	0.00	0.00
01 2151 735 001	SPEECH SPED SA - SOFTWARE BHS	0.00	0.00	0.00	0.00	0.00	0.00	0.00
01 2151 735 002	SPEECH SPED SA - SOFTWARE BE	0.00	0.00	0.00	0.00	0.00	0.00	0.00
01 2151 735 003	SPEECH SPED SA - SOFTWARE PC	0.00	0.00	0.00	0.00	0.00	0.00	0.00
01 2151 735 004	SPEECH SPED SA - SOFTWARE HE	0.00	0.00	0.00	0.00	0.00	0.00	0.00
01 2151 735 005	SPEECH SPED SA - SOFTWARE BMS	0.00	0.00	0.00	0.00	0.00	0.00	0.00
01 2151 735 006	SPEECH SPED SA - SOFTWARE AP	0.00	0.00	0.00	0.00	0.00	0.00	0.00
01 2151 735 007	SPEECH SPED SA - SOFTWARE SE	0.00	0.00	0.00	0.00	0.00	0.00	0.00
01 2151 735 008	SPEECH SPED SA - SOFTWARE BSMS	0.00	0.00	0.00	0.00	0.00	0.00	0.00
01 2151 810 000	SPEECH SPED SA - DUES & FEES DIST	0.00	0.00	0.00	0.00	0.00	0.00	0.00
01 2151 810 001	SPEECH SPED SA - DUES & FEES BHS	0.00	0.00	0.00	0.00	0.00	0.00	0.00
01 2151 810 002	SPEECH SPED SA - DUES & FEES BE	0.00	0.00	0.00	0.00	0.00	340.00	(340.00)
01 2151 810 003	SPEECH SPED SA - DUES & FEES PC	0.00	0.00	0.00	0.00	0.00	0.00	0.00
01 2151 810 004	SPEECH SPED SA - DUES & FEES HE	0.00	0.00	0.00	0.00	0.00	340.00	(340.00)
01 2151 810 005	SPEECH SPED SA - DUES & FEES BMS	0.00	0.00	0.00	0.00	0.00	200.00	(200.00)
01 2151 810 006	SPEECH SPED SA - DUES & FEES AP	0.00	0.00	0.00	0.00	0.00	100.00	(100.00)
01 2151 810 007	SPEECH SPED SA - DUES & FEES SE	0.00	0.00	0.00	0.00	0.00	140.00	(140.00)
01 2151 810 008	SPEECH SPED SA - DUES & FEES BSMS	0.00	0.00	0.00	0.00	0.00	0.00	0.00
01 2151 890 000	SPEECH SPED SA - OTHER MISC DIST	0.00	0.00	0.00	0.00	0.00	200.00	(200.00)
01 2151 890 001	SPEECH SPED SA - OTHER MISC BHS	0.00	0.00	0.00	0.00	0.00	0.00	0.00
01 2151 890 002	SPEECH SPED SA - OTHER MISC BE	0.00	0.00	0.00	0.00	0.00	0.00	0.00
01 2151 890 003	SPEECH SPED SA - OTHER MISC PC	0.00	0.00	0.00	0.00	0.00	0.00	0.00

Account Number	Account Description	Revised Budget	Expended During Month	Expenditures to Date	% of Budget	Balance at EOM	P/ O Outstanding	Unencumbered Balance
01 2151 890 004	SPEECH SPED SA - OTHER MISC HE	0.00	0.00	0.00	0.00	0.00	0.00	0.00
01 2151 890 005	SPEECH SPED SA - OTHER MISC BMS	0.00	0.00	0.00	0.00	0.00	0.00	0.00
01 2151 890 006	SPEECH SPED SA - OTHER MISC AP	0.00	0.00	0.00	0.00	0.00	0.00	0.00
01 2151 890 007	SPEECH SPED SA - OTHER MISC SE	0.00	0.00	0.00	0.00	0.00	0.00	0.00
01 2151 890 008	SPEECH SPED SA - OTHER MISC BSMS	0.00	0.00	0.00	0.00	0.00	0.00	0.00
2151	SPEECH PATH SPED SCHOOL AGE	871,306.00	72,837.77	146,144.41	16.97	725,161.59	1,720.00	723,441.59
2152	SPEECH PATH & AUDIOLOGY SERVICES 3-5							
01 2152 591 000	SP PATH & AUDIO 3-5 - PURCH SERV OTH DIST	11,296.00	0.00	0.00	0.00	11,296.00	0.00	11,296.00
2152	SPEECH PATH & AUDIOLOGY SERVICES 3-5	11,296.00	0.00	0.00	0.00	11,296.00	0.00	11,296.00
2153	SPEECH PATH & AUDIOLOGY SERVICES 0-2							
01 2153 151 002	SP PATH & AUDIO 0-2 - ADD'L COMP TEACHERS BE	0.00	0.00	0.00	0.00	0.00	0.00	0.00
01 2153 151 003	SP PATH & AUDIO 0-2 - ADD'L COMP TEACHERS PC	0.00	0.00	0.00	0.00	0.00	0.00	0.00
01 2153 151 004	SP PATH & AUDIO 0-2 - ADD'L COMP TEACHERS HE	0.00	0.00	0.00	0.00	0.00	0.00	0.00
01 2153 151 005	SP PATH & AUDIO 0-2 - ADD'L COMP TEACHERS BMS	0.00	0.00	0.00	0.00	0.00	0.00	0.00
01 2153 151 006	SP PATH & AUDIO 0-2 - ADD'L COMP TEACHERS AP	0.00	0.00	0.00	0.00	0.00	0.00	0.00
01 2153 151 007	SP PATH & AUDIO 0-2 - ADD'L COMP TEACHERS SE	0.00	0.00	0.00	0.00	0.00	0.00	0.00
01 2153 151 008	SP PATH & AUDIO 0-2 - ADD'L COMP TEACHERS BSMS	0.00	0.00	0.00	0.00	0.00	0.00	0.00
01 2153 221 002	SP PATH & AUDIO 0-2 - SOC SEC TEACHERS BE	0.00	0.00	0.00	0.00	0.00	0.00	0.00
01 2153 221 003	SP PATH & AUDIO 0-2 - SOC SEC TEACHERS PC	0.00	0.00	0.00	0.00	0.00	0.00	0.00
01 2153 221 004	SP PATH & AUDIO 0-2 - SOC SEC TEACHERS HE	0.00	0.00	0.00	0.00	0.00	0.00	0.00
01 2153 221 005	SP PATH & AUDIO 0-2 - SOC SEC TEACHERS BMS	0.00	0.00	0.00	0.00	0.00	0.00	0.00
01 2153 221 006	SP PATH & AUDIO 0-2 - SOC SEC TEACHERS AP	0.00	0.00	0.00	0.00	0.00	0.00	0.00
01 2153 221 007	SP PATH & AUDIO 0-2 - SOC SEC TEACHERS SE	0.00	0.00	0.00	0.00	0.00	0.00	0.00
01 2153 221 008	SP PATH & AUDIO 0-2 - SOC SEC TEACHERS BSMS	0.00	0.00	0.00	0.00	0.00	0.00	0.00
01 2153 231 002	SP PATH & AUDIO 0-2 - RETIREMENT TEACHERS BE	0.00	0.00	0.00	0.00	0.00	0.00	0.00
01 2153 231 003	SP PATH & AUDIO 0-2 - RETIREMENT TEACHERS PC	0.00	0.00	0.00	0.00	0.00	0.00	0.00
01 2153 231 004	SP PATH & AUDIO 0-2 - RETIREMENT TEACHERS HE	0.00	0.00	0.00	0.00	0.00	0.00	0.00
01 2153 231 005	SP PATH & AUDIO 0-2 - RETIREMENT TEACHERS BMS	0.00	0.00	0.00	0.00	0.00	0.00	0.00
01 2153 231 006	SP PATH & AUDIO 0-2 - RETIREMENT TEACHERS	0.00	0.00	0.00	0.00	0.00	0.00	0.00
01 2153 231 007	SP PATH & AUDIO 0-2 - RETIREMENT TEACHERS SE	0.00	0.00	0.00	0.00	0.00	0.00	0.00
01 2153 231 008	SP PATH & AUDIO 0-2 - RETIREMENT TEACHERS BSMS	0.00	0.00	0.00	0.00	0.00	0.00	0.00
01 2153 237 002	SP PATH & AUDIO 0-2 - INCR RET CONTR BE	0.00	0.00	0.00	0.00	0.00	0.00	0.00
01 2153 237 003	SP PATH & AUDIO 0-2 - INCR RET CONTR PC	0.00	0.00	0.00	0.00	0.00	0.00	0.00
01 2153 237 004	SP PATH & AUDIO 0-2 - INCR RET CONTR HE	0.00	0.00	0.00	0.00	0.00	0.00	0.00
01 2153 237 005	SP PATH & AUDIO 0-2 - INCR RET CONTR BMS	0.00	0.00	0.00	0.00	0.00	0.00	0.00
01 2153 237 006	SP PATH & AUDIO 0-2 - INCR RET CONTR AP	0.00	0.00	0.00	0.00	0.00	0.00	0.00
01 2153 237 007	SP PATH & AUDIO 0-2 - INCR RET CONTR SE	0.00	0.00	0.00	0.00	0.00	0.00	0.00
01 2153 237 008	SP PATH & AUDIO 0-2 - INCR RET CONTR BSMS	0.00	0.00	0.00	0.00	0.00	0.00	0.00
01 2153 591 000	SP PATH & AUDIO 0-2 - PURCH SERV OTH DIST	4,085.00	0.00	0.00	0.00	4,085.00	0.00	4,085.00
2153	SPEECH PATH & AUDIOLOGY SERVICES 0-2	4,085.00	0.00	0.00	0.00	4,085.00	0.00	4,085.00
2161	OCC THERAPY SPED SCHOOL AGE							
01 2161 320 000	OCC THERAPY SPED SA - PROF ED SERVICES	120,044.00	14,875.00	24,412.50	20.34	95,631.50	0.00	95,631.50
01 2161 590 000	OCC THERAPY SPED SA - PURCH SERVICES DIST	0.00	0.00	0.00	0.00	0.00	0.00	0.00
2161	OCC THERAPY SPED SCHOOL AGE	120,044.00	14,875.00	24,412.50	20.34	95,631.50	0.00	95,631.50
2162	OCC THERAPY SPED AGE 3-5							
01 2162 320 000	OCC THERAPY SPED 3-5 - PROF ED SERVICES	18,167.00	1,907.50	5,022.50	27.65	13,144.50	0.00	13,144.50
01 2162 590 000	OCC THERAPY SPED 3-5 - PURCH SERVICES	0.00	0.00	0.00	0.00	0.00	0.00	0.00
2162	OCC THERAPY SPED AGE 3-5	18,167.00	1,907.50	5,022.50	27.65	13,144.50	0.00	13,144.50
2163	OCC THERAPY SPED AGE 0-2							
01 2163 320 000	OCC THERAPY SPED 0-2 - PROF ED SERVICES	36,875.00	2,310.00	4,042.50	10.96	32,832.50	0.00	32,832.50
01 2163 590 000	OCC THERAPY SPED 0-2 - PURCH SERVICES	0.00	0.00	0.00	0.00	0.00	0.00	0.00
2163	OCC THERAPY SPED AGE 0-2	36,875.00	2,310.00	4,042.50	10.96	32,832.50	0.00	32,832.50
2171	PHYSICAL THERAPY SPED SCHOOL AGE							

Account Number	Account Description	Revised Budget	Expended During Month	Expenditures to Date	% of Budget	Balance at EOM	P/ O Outstanding	Unencumbered Balance
01 2171 320 000	PHYS THERAPY SPED SA - PROF ED SERVICES	48,353.00	3,325.00	6,405.00	13.25	41,948.00	0.00	41,948.00
01 2171 590 000	PHYS THERAPY SPED SA - PURCH SERVICES DIST	0.00	0.00	0.00	0.00	0.00	0.00	0.00
2171 PHYSICAL THERAPY SPED SCHOOL AGE		48,353.00	3,325.00	6,405.00	13.25	41,948.00	0.00	41,948.00
2172 PHYSICAL THERAPY SPED AGE 3-5								
01 2172 320 000	PHYS THERAPY SPED 3-5 - PROF ED SERVICES	19,982.00	665.00	1,680.00	8.41	18,302.00	0.00	18,302.00
01 2172 590 000	PHYS THERAPY SPED 3-5 - PURCH SERVICES	0.00	0.00	0.00	0.00	0.00	0.00	0.00
2172 PHYSICAL THERAPY SPED AGE 3-5		19,982.00	665.00	1,680.00	8.41	18,302.00	0.00	18,302.00
2173 PHYSICAL THERAPY SPED AGE 0-2								
01 2173 320 000	PHYS THERAPY SPED 0-2 - PROF ED SERVICES	41,299.00	1,172.50	2,852.50	6.91	38,446.50	0.00	38,446.50
01 2173 590 000	PHYS THERAPY SPED 0-2 - PURCH SERVICES	0.00	0.00	0.00	0.00	0.00	0.00	0.00
2173 PHYSICAL THERAPY SPED AGE 0-2		41,299.00	1,172.50	2,852.50	6.91	38,446.50	0.00	38,446.50
2181 VISION SERVICE SPED SCHOOL AGE								
01 2181 320 000	VIS IMP SERV SPED SA - PROF ED SERVICES	0.00	0.00	0.00	0.00	0.00	0.00	0.00
01 2181 591 000	VIS IMP SERV SPED SA - SRVCS FROM ANOTHER DIST	29,326.00	0.00	0.00	0.00	29,326.00	0.00	29,326.00
2181 VISION SERVICE SPED SCHOOL AGE		29,326.00	0.00	0.00	0.00	29,326.00	0.00	29,326.00
2182 VISION SERVICES SPED AGE 3-5								
01 2182 320 000	VIS IMP SERV SPED 3-5 - PROF ED SERVICES	0.00	0.00	0.00	0.00	0.00	0.00	0.00
01 2182 590 000	VIS IMP SERV SPED 3-5 - PURCH SERVICES	0.00	0.00	0.00	0.00	0.00	0.00	0.00
01 2182 591 000	VIS IMP SERV SPED 3-5 - PURCH SERV OTH DIST	986.00	0.00	0.00	0.00	986.00	0.00	986.00
2182 VISION SERVICES SPED AGE 3-5		986.00	0.00	0.00	0.00	986.00	0.00	986.00
2183 VISION SERVICES SPED AGE 0-2								
01 2183 320 000	VIS IMP SERV SPED 0-2 - PROF ED SERVICES	0.00	0.00	0.00	0.00	0.00	0.00	0.00
01 2183 590 000	VIS IMP SERV SPED 0-2 - PURCH SERVICES	0.00	0.00	0.00	0.00	0.00	0.00	0.00
01 2183 591 000	VIS IMP SERV SPED 0-2 - PURCH SERV OTH DIST	0.00	0.00	0.00	0.00	0.00	0.00	0.00
2183 VISION SERVICES SPED AGE 0-2		0.00	0.00	0.00	0.00	0.00	0.00	0.00
2210 IMPROVEMENT OF INSTRUCTION								
01 2210 111 000	IMPR OF INSTR - SALARIES PROF DIST	158,627.00	12,348.74	24,697.48	15.57	133,929.52	0.00	133,929.52
01 2210 151 000	IMPR OF INSTR - ADD'L COMP PROF DIST	791.00	27.17	54.34	6.87	736.66	0.00	736.66
01 2210 211 000	IMPR OF INSTR - GROUP INS PROF DIST	32,588.00	2,636.87	5,273.74	16.18	27,314.26	0.00	27,314.26
01 2210 221 000	IMPR OF INSTR - SOC SEC PROF DIST	11,911.00	925.03	1,850.06	15.53	10,060.94	0.00	10,060.94
01 2210 231 000	IMPR OF INSTR - RETIREMENT PROF DIST	11,652.00	904.24	1,808.48	15.52	9,843.52	0.00	9,843.52
01 2210 237 000	IMPR OF INSTR - INCR RET CONTR DIST	963.00	0.00	0.00	0.00	963.00	0.00	963.00
01 2210 281 000	IMPR OF INSTR - HEALTH BEN PROF DIST	0.00	0.00	0.00	0.00	0.00	0.00	0.00
01 2210 580 000	IMPR OF INSTR - TRAVEL & MILEAGE	2,374.00	0.00	0.00	0.00	2,374.00	0.00	2,374.00
01 2210 610 000	IMPR OF INSTR - SUPPLIES	62.00	0.00	0.00	0.00	62.00	0.00	62.00
01 2210 810 000	IMPR OF INSTR - DUES & FEES	7,688.00	0.00	0.00	2.28	7,688.00	175.00	7,513.00
2210 IMPROVEMENT OF INSTRUCTION		226,656.00	16,842.05	33,684.10	14.94	192,971.90	175.00	192,796.90
2212 INST STAFF TRNG AND CURR DEV								
01 2212 111 000	INST & CURR DEV - SALARIES TEACHERS DIST	384.00	0.00	0.00	0.00	384.00	0.00	384.00
01 2212 111 001	INST & CURR DEV - SALARIES TEACHERS BHS	5,229.00	270.83	698.48	13.36	4,530.52	0.00	4,530.52
01 2212 111 002	INST & CURR DEV - SALARIES TEACHERS BE	4,025.00	213.82	1,667.45	41.43	2,357.55	0.00	2,357.55
01 2212 111 003	INST & CURR DEV - SALARIES TEACHERS PC	7,683.00	99.78	840.66	10.94	6,842.34	0.00	6,842.34
01 2212 111 004	INST & CURR DEV - SALARIES TEACHERS HE	6,210.00	106.90	1,418.36	22.84	4,791.64	0.00	4,791.64
01 2212 111 005	INST & CURR DEV - SALARIES TEACHERS BMS	1,880.00	85.53	171.06	9.10	1,708.94	0.00	1,708.94
01 2212 111 006	INST & CURR DEV - SALARIES TEACHERS AP	5,614.00	206.70	776.90	13.84	4,837.10	0.00	4,837.10
01 2212 111 007	INST & CURR DEV - SALARIES TEACHERS SE	3,068.00	149.68	490.28	15.98	2,577.72	0.00	2,577.72
01 2212 111 008	INST & CURR DEV - SALARIES TEACHERS BSMS	4,211.00	0.00	0.00	0.00	4,211.00	0.00	4,211.00
01 2212 123 001	INST & CURR DEV - SUB TEACHERS BHS	18,763.00	2,975.00	2,975.00	15.86	15,788.00	0.00	15,788.00
01 2212 123 002	INST & CURR DEV - SUB TEACHERS BE	10,156.00	875.00	875.00	8.62	9,281.00	0.00	9,281.00
01 2212 123 003	INST & CURR DEV - SUB TEACHERS PC	8,705.00	445.00	795.00	9.13	7,910.00	0.00	7,910.00
01 2212 123 004	INST & CURR DEV - SUB TEACHERS HE	7,544.00	962.50	962.50	12.76	6,581.50	0.00	6,581.50
01 2212 123 005	INST & CURR DEV - SUB TEACHERS BMS	14,041.00	1,400.00	1,400.00	9.97	12,641.00	0.00	12,641.00

Account Number	Account Description	Revised Budget	Expended During Month	Expenditures to Date	% of Budget	Balance at EOM	P/ O Outstanding	Unencumbered Balance
01 2212 123 006	INST & CURR DEV - SUB TEACHERS AP	0.00	0.00	0.00	0.00	0.00	0.00	0.00
01 2212 123 007	INST & CURR DEV - SUB TEACHERS SE	0.00	0.00	0.00	0.00	0.00	0.00	0.00
01 2212 123 008	INST & CURR DEV - SUB TEACHERS BSMS	0.00	0.00	0.00	0.00	0.00	0.00	0.00
01 2212 221 000	INST & CURR DEV - SOC SEC TEACHERS DIST	0.00	0.00	0.00	0.00	0.00	0.00	0.00
01 2212 221 001	INST & CURR DEV - SOC SEC TEACHERS BHS	400.00	20.76	53.45	13.36	346.55	0.00	346.55
01 2212 221 002	INST & CURR DEV - SOC SEC TEACHERS BE	308.00	16.36	127.55	41.41	180.45	0.00	180.45
01 2212 221 003	INST & CURR DEV - SOC SEC TEACHERS PC	588.00	7.64	64.30	10.94	523.70	0.00	523.70
01 2212 221 004	INST & CURR DEV - SOC SEC TEACHERS HE	476.00	8.17	108.50	22.79	367.50	0.00	367.50
01 2212 221 005	INST & CURR DEV - SOC SEC TEACHERS BMS	144.00	6.54	13.09	9.09	130.91	0.00	130.91
01 2212 221 006	INST & CURR DEV - SOC SEC TEACHERS AP	430.00	15.82	59.45	13.83	370.55	0.00	370.55
01 2212 221 007	INST & CURR DEV - SOC SEC TEACHERS SE	235.00	11.46	37.52	15.97	197.48	0.00	197.48
01 2212 221 008	INST & CURR DEV - SOC SEC TEACHERS BSMS	323.00	0.00	0.00	0.00	323.00	0.00	323.00
01 2212 223 001	INST & CURR DEV - SOC SEC SUB TCHRS BHS	1,436.00	227.65	227.65	15.85	1,208.35	0.00	1,208.35
01 2212 223 002	INST & CURR DEV - SOC SEC SUB TCHRS BE	778.00	66.96	66.96	8.61	711.04	0.00	711.04
01 2212 223 003	INST & CURR DEV - SOC SEC SUB TCHRS PC	667.00	34.06	60.84	9.12	606.16	0.00	606.16
01 2212 223 004	INST & CURR DEV - SOC SEC SUB TCHRS HE	578.00	73.66	73.66	12.74	504.34	0.00	504.34
01 2212 223 005	INST & CURR DEV - SOC SEC SUB TCHRS BMS	1,075.00	107.06	107.06	9.96	967.94	0.00	967.94
01 2212 223 006	INST & CURR DEV - SOC SEC SUB TCHRS AP	0.00	0.00	0.00	0.00	0.00	0.00	0.00
01 2212 223 007	INST & CURR DEV - SOC SEC SUB TCHRS SE	0.00	0.00	0.00	0.00	0.00	0.00	0.00
01 2212 223 008	INST & CURR DEV - SOC SEC SUB TCHRS BSMS	0.00	0.00	0.00	0.00	0.00	0.00	0.00
01 2212 230 001	INST & CURR DEV - RETIREMENT NON-INSTR BHS	0.00	0.00	0.00	0.00	0.00	0.00	0.00
01 2212 231 000	INST & CURR DEV - RETIREMENT TEACHERS	0.00	0.00	0.00	0.00	0.00	0.00	0.00
01 2212 231 001	INST & CURR DEV - RETIREMENT TCHRS BHS	238.00	19.81	51.12	21.48	186.88	0.00	186.88
01 2212 231 002	INST & CURR DEV - RETIREMENT TCHRS BE	256.00	15.68	122.13	47.71	133.87	0.00	133.87
01 2212 231 003	INST & CURR DEV - RETIREMENT TCHRS PC	555.00	7.32	61.57	11.09	493.43	0.00	493.43
01 2212 231 004	INST & CURR DEV - RETIREMENT TCHRS HE	353.00	7.85	103.90	29.43	249.10	0.00	249.10
01 2212 231 005	INST & CURR DEV - RETIREMENT TCHRS BMS	134.00	6.28	12.55	9.37	121.45	0.00	121.45
01 2212 231 006	INST & CURR DEV - RETIREMENT TCHRS AP	353.00	15.13	56.91	16.12	296.09	0.00	296.09
01 2212 231 007	INST & CURR DEV - RETIREMENT TCHRS SE	226.00	10.97	35.92	15.89	190.08	0.00	190.08
01 2212 231 008	INST & CURR DEV - RETIREMENT TCHRS BSMS	309.00	0.00	0.00	0.00	309.00	0.00	309.00
01 2212 233 000	INST & CURR DEV - RETIRE SUB TEACH DIST	0.00	0.00	0.00	0.00	0.00	0.00	0.00
01 2212 233 001	INST & CURR DEV - RETIRE SUB TEACHERS BHS	57.00	0.00	0.00	0.00	57.00	0.00	57.00
01 2212 233 002	INST & CURR DEV - RETIRE SUB TEACHERS BE	0.00	0.00	0.00	0.00	0.00	0.00	0.00
01 2212 233 003	INST & CURR DEV - RETIRE SUB TEACHERS PC	0.00	0.00	0.00	0.00	0.00	0.00	0.00
01 2212 233 004	INST & CURR DEV - RETIRE SUB TEACHERS HE	121.00	0.00	0.00	0.00	121.00	0.00	121.00
01 2212 233 005	INST & CURR DEV - RETIRE SUB TEACHERS BMS	0.00	6.41	6.41	0.00	(6.41)	0.00	(6.41)
01 2212 233 006	INST & CURR DEV - RETIRE SUB TEACHERS AP	0.00	0.00	0.00	0.00	0.00	0.00	0.00
01 2212 233 007	INST & CURR DEV - RETIRE SUB TEACHERS SE	0.00	0.00	0.00	0.00	0.00	0.00	0.00
01 2212 233 008	INST & CURR DEV - RETIRE SUB TEACHERS BSMS	0.00	0.00	0.00	0.00	0.00	0.00	0.00
01 2212 237 000	INST & CURR DEV - INCR RET CONTR DIST	0.00	0.00	0.00	0.00	0.00	0.00	0.00
01 2212 237 001	INST & CURR DEV - INCR RET CONTR BHS	0.00	0.00	0.00	0.00	0.00	0.00	0.00
01 2212 237 002	INST & CURR DEV - INCR RET CONTR BE	0.00	0.00	0.00	0.00	0.00	0.00	0.00
01 2212 237 003	INST & CURR DEV - INCR RET CONTR PC	0.00	0.00	0.00	0.00	0.00	0.00	0.00
01 2212 237 004	INST & CURR DEV - INCR RET CONTR HE	0.00	0.00	0.00	0.00	0.00	0.00	0.00
01 2212 237 005	INST & CURR DEV - INCR RET CONTR BMS	0.00	0.00	0.00	0.00	0.00	0.00	0.00
01 2212 237 006	INST & CURR DEV - INCR RET CONTR AP	0.00	0.00	0.00	0.00	0.00	0.00	0.00
01 2212 237 007	INST & CURR DEV - INCR RET CONTR SE	0.00	0.00	0.00	0.00	0.00	0.00	0.00
01 2212 237 008	INST & CURR DEV - INCR RET CONTR BSMS	0.00	0.00	0.00	0.00	0.00	0.00	0.00
01 2212 350 000	INST & CURR DEV - OTHER PROF SERV DIST	0.00	0.00	0.00	0.00	0.00	0.00	0.00
01 2212 580 000	INST & CURR DEV - TRAVEL & MILEAGE DIST	3,589.00	0.00	126.34	36.40	3,462.66	1,180.00	2,282.66
01 2212 580 001	INST & CURR DEV - TRAVEL & MILEAGE BHS	0.00	0.00	0.00	0.00	0.00	0.00	0.00
01 2212 580 002	INST & CURR DEV - TRAVEL & MILEAGE BE	0.00	0.00	0.00	0.00	0.00	0.00	0.00
01 2212 580 003	INST & CURR DEV - TRAVEL & MILEAGE PC	82.00	0.00	0.00	0.00	82.00	0.00	82.00
01 2212 580 004	INST & CURR DEV - TRAVEL & MILEAGE HE	0.00	0.00	0.00	0.00	0.00	0.00	0.00
01 2212 580 005	INST & CURR DEV - TRAVEL & MILEAGE BMS	1,526.00	0.00	0.00	0.00	1,526.00	0.00	1,526.00

Account Number	Account Description	Revised Budget	Expended During Month	Expenditures to Date	% of Budget	Balance at EOM	P/ O Outstanding	Unencumbered Balance
01 2212 580 006	INST & CURR DEV - TRAVEL & MILEAGE AP	0.00	140.14	140.14	0.00	(140.14)	0.00	(140.14)
01 2212 580 007	INST & CURR DEV - TRAVEL & MILEAGE SE	0.00	0.00	0.00	0.00	0.00	0.00	0.00
01 2212 580 008	INST & CURR DEV - TRAVEL & MILEAGE BSMS	0.00	0.00	0.00	0.00	0.00	0.00	0.00
01 2212 590 000	INST & CURR DEV - PURCHASED SRVS DIST	0.00	0.00	0.00	0.00	0.00	0.00	0.00
01 2212 610 000	INST & CURR DEV - SUPPLIES DIST	8,639.00	507.98	684.57	9.08	7,954.43	100.00	7,854.43
01 2212 610 001	INST & CURR DEV - SUPPLIES BHS	3,560.00	0.00	0.00	0.00	3,560.00	0.00	3,560.00
01 2212 610 002	INST & CURR DEV - SUPPLIES BE	0.00	0.00	0.00	0.00	0.00	0.00	0.00
01 2212 610 003	INST & CURR DEV - SUPPLIES PC	0.00	0.00	0.00	0.00	0.00	0.00	0.00
01 2212 610 004	INST & CURR DEV - SUPPLIES HE	48.00	0.00	0.00	0.00	48.00	0.00	48.00
01 2212 610 005	INST & CURR DEV - SUPPLIES BMS	0.00	0.00	0.00	0.00	0.00	0.00	0.00
01 2212 610 006	INST & CURR DEV - SUPPLIES AP	425.00	0.00	0.00	0.00	425.00	0.00	425.00
01 2212 610 007	INST & CURR DEV - SUPPLIES SE	0.00	0.00	0.00	0.00	0.00	0.00	0.00
01 2212 610 008	INST & CURR DEV - SUPPLIES BSMS	0.00	0.00	0.00	0.00	0.00	0.00	0.00
01 2212 735 000	INST & CURR DEV - SOFTWARE DIST	1,282.00	0.00	0.00	0.00	1,282.00	0.00	1,282.00
01 2212 810 000	INST & CURR DEV - DUES & FEES DIST	12,356.00	4,255.00	5,570.00	49.68	6,786.00	569.00	6,217.00
01 2212 810 001	INST & CURR DEV - DUES & FEES BHS	874.00	0.00	895.00	200.23	(21.00)	855.00	(876.00)
01 2212 810 002	INST & CURR DEV - DUES & FEES BE	222.00	0.00	0.00	11.26	222.00	25.00	197.00
01 2212 810 003	INST & CURR DEV - DUES & FEES PC	2,196.00	50.00	85.00	3.87	2,111.00	0.00	2,111.00
01 2212 810 004	INST & CURR DEV - DUES & FEES HE	370.00	0.00	0.00	0.00	370.00	0.00	370.00
01 2212 810 005	INST & CURR DEV - DUES & FEES BMS	642.00	0.00	0.00	0.00	642.00	0.00	642.00
01 2212 810 006	INST & CURR DEV - DUES & FEES AP	332.00	0.00	0.00	0.00	332.00	0.00	332.00
01 2212 810 007	INST & CURR DEV - DUES & FEES SE	222.00	0.00	0.00	0.00	222.00	0.00	222.00
01 2212 810 008	INST & CURR DEV - DUES & FEES BSMS	0.00	0.00	0.00	0.00	0.00	0.00	0.00
01 2212 890 000	INST & CURR DEV - OTHER MISC DIST	0.00	0.00	0.00	0.00	0.00	0.00	0.00
01 2212 890 001	INST & CURR DEV - OTHER MISC BHS	0.00	0.00	0.00	0.00	0.00	0.00	0.00
01 2212 890 002	INST & CURR DEV - OTHER MISC BE	0.00	0.00	0.00	0.00	0.00	0.00	0.00
01 2212 890 003	INST & CURR DEV - OTHER MISC PC	0.00	0.00	0.00	0.00	0.00	0.00	0.00
01 2212 890 004	INST & CURR DEV - OTHER MISC HE	0.00	0.00	0.00	0.00	0.00	0.00	0.00
01 2212 890 005	INST & CURR DEV - OTHER MISC BMS	0.00	0.00	0.00	0.00	0.00	0.00	0.00
01 2212 890 006	INST & CURR DEV - OTHER MISC AP	0.00	0.00	0.00	0.00	0.00	0.00	0.00
01 2212 890 007	INST & CURR DEV - OTHER MISC SE	0.00	0.00	0.00	0.00	0.00	0.00	0.00
01 2212 890 008	INST & CURR DEV - OTHER MISC BSMS	0.00	0.00	0.00	0.00	0.00	0.00	0.00
2212	INST STAFF TRNG AND CURR DEV	143,918.00	13,429.45	22,022.28	17.20	121,895.72	2,729.00	119,166.72
2213	INSTRUCTIONAL STAFF TRAINING							
01 2213 111 000	INST STAFF TRNG - SALARIES PROF STAFF DIST	102,269.00	7,759.80	15,519.60	15.18	86,749.40	0.00	86,749.40
01 2213 151 000	INST STAFF TRNG - ADD'L COMP PROF STAFF	225.00	17.07	34.14	15.17	190.86	0.00	190.86
01 2213 211 000	INST STAFF TRNG - GROUP INS TEACHERS/PROF	12,110.00	978.08	1,956.16	16.15	10,153.84	0.00	10,153.84
01 2213 221 000	INST STAFF TRNG - SOC SEC TEACHERS/PROF	7,835.00	594.45	1,188.90	15.17	6,646.10	0.00	6,646.10
01 2213 231 000	INST STAFF TRNG - RETIREMENT TEACHERS/PROF	7,513.00	568.21	1,136.42	15.13	6,376.58	0.00	6,376.58
01 2213 237 000	INST STAFF TRNG - INCR RET CONTR	623.00	0.00	0.00	0.00	623.00	0.00	623.00
01 2213 251 000	INST STAFF TRNG - TUITION REIMB TCHRS DIST	1,942.00	0.00	0.00	0.00	1,942.00	0.00	1,942.00
01 2213 251 001	INST STAFF TRNG - TUITION REIMB TCHRS BHS	8,278.00	0.00	0.00	0.00	8,278.00	0.00	8,278.00
01 2213 251 002	INST STAFF TRNG - TUITION REIMB TCHRS BE	3,020.00	0.00	0.00	0.00	3,020.00	0.00	3,020.00
01 2213 251 003	INST STAFF TRNG - TUITION REIMB TCHRS PC	5,348.00	0.00	0.00	0.00	5,348.00	0.00	5,348.00
01 2213 251 004	INST STAFF TRNG - TUITION REIMB TCHRS HE	3,883.00	0.00	0.00	0.00	3,883.00	0.00	3,883.00
01 2213 251 005	INST STAFF TRNG - TUITION REIMB TCHRS BMS	5,177.00	0.00	0.00	0.00	5,177.00	0.00	5,177.00
01 2213 251 006	INST STAFF TRNG - TUITION REIMB TCHRS AP	4,307.00	0.00	0.00	0.00	4,307.00	0.00	4,307.00
01 2213 251 007	INST STAFF TRNG - TUITION REIMB TCHRS SE	648.00	0.00	0.00	0.00	648.00	0.00	648.00
01 2213 251 008	INST STAFF TRNG - TUITION REIMB TCHRS BSMS	6,897.00	0.00	0.00	0.00	6,897.00	0.00	6,897.00
01 2213 281 000	INST STAFF TRNG - HEALTH BEN TEACHERS	0.00	0.00	0.00	0.00	0.00	0.00	0.00
2213	INSTRUCTIONAL STAFF TRAINING	170,075.00	9,917.61	19,835.22	11.66	150,239.78	0.00	150,239.78
2220	SCHOOL LIBRARY SERVICES							
01 2220 111 001	LIBRARY - SALARIES TEACHERS BHS	87,995.00	6,676.75	13,353.50	15.18	74,641.50	0.00	74,641.50
01 2220 111 002	LIBRARY - SALARIES TEACHERS BE	75,918.00	5,760.33	11,520.66	15.18	64,397.34	0.00	64,397.34

Account Number	Account Description	Revised Budget	Expended During Month	Expenditures to Date	% of Budget	Balance at EOM	P/ O Outstanding	Unencumbered Balance
01 2220 111 003	LIBRARY - SALARIES TEACHERS PC	117,111.00	9,910.40	19,820.80	16.92	97,290.20	0.00	97,290.20
01 2220 111 004	LIBRARY - SALARIES TEACHERS HE	75,918.00	5,760.33	11,520.66	15.18	64,397.34	0.00	64,397.34
01 2220 111 005	LIBRARY - SALARIES TEACHERS BMS	45,076.00	3,420.20	10,260.60	22.76	34,815.40	0.00	34,815.40
01 2220 111 006	LIBRARY - SALARIES TEACHERS AP	90,152.00	6,840.40	13,680.80	15.18	76,471.20	0.00	76,471.20
01 2220 111 007	LIBRARY - SALARIES TEACHERS SE	88,427.00	6,840.40	13,680.80	15.47	74,746.20	0.00	74,746.20
01 2220 111 008	LIBRARY - SALARIES TEACHERS BSMS	45,076.00	3,420.20	3,420.20	7.59	41,655.80	0.00	41,655.80
01 2220 112 002	LIBRARY - SALARIES INSTR AIDES BE	21,440.00	2,335.15	3,879.31	18.09	17,560.69	0.00	17,560.69
01 2220 112 003	LIBRARY - SALARIES INSTR AIDES PC	17,808.00	2,625.72	4,638.79	26.05	13,169.21	0.00	13,169.21
01 2220 112 004	LIBRARY - SALARIES INSTR AIDES HE	23,013.00	2,658.30	4,578.79	19.90	18,434.21	0.00	18,434.21
01 2220 112 005	LIBRARY - SALARIES INSTR AIDES BMS	12,012.00	2,210.69	3,569.63	29.72	8,442.37	0.00	8,442.37
01 2220 112 006	LIBRARY - SALARIES INSTR AIDES AP	22,908.00	2,582.19	4,619.04	20.16	18,288.96	0.00	18,288.96
01 2220 112 007	LIBRARY - SALARIES INSTR AIDES SE	22,613.00	2,756.68	4,739.91	20.96	17,873.09	0.00	17,873.09
01 2220 112 008	LIBRARY - SALARIES INSTR AIDES BSMS	12,012.00	1,293.16	2,652.09	22.08	9,359.91	0.00	9,359.91
01 2220 122 001	LIBRARY - SUB AIDES BHS	0.00	0.00	0.00	0.00	0.00	0.00	0.00
01 2220 122 002	LIBRARY - SUB AIDES BE	798.00	0.00	0.00	0.00	798.00	0.00	798.00
01 2220 122 003	LIBRARY - SUB AIDES PC	3,358.00	92.68	92.68	2.76	3,265.32	0.00	3,265.32
01 2220 122 004	LIBRARY - SUB AIDES HE	0.00	0.00	0.00	0.00	0.00	0.00	0.00
01 2220 122 005	LIBRARY - SUB AIDES BMS	0.00	0.00	0.00	0.00	0.00	0.00	0.00
01 2220 122 006	LIBRARY - SUB AIDES AP	0.00	0.00	0.00	0.00	0.00	0.00	0.00
01 2220 122 007	LIBRARY - SUB AIDES SE	259.00	0.00	0.00	0.00	259.00	0.00	259.00
01 2220 123 001	LIBRARY - SUB TEACHERS BHS	1,741.00	700.00	875.00	50.26	866.00	0.00	866.00
01 2220 123 002	LIBRARY - SUB TEACHERS BE	1,258.00	0.00	175.00	13.91	1,083.00	0.00	1,083.00
01 2220 123 003	LIBRARY - SUB TEACHERS PC	2,225.00	175.00	175.00	7.87	2,050.00	0.00	2,050.00
01 2220 123 004	LIBRARY - SUB TEACHERS HE	1,258.00	350.00	437.50	34.78	820.50	0.00	820.50
01 2220 123 005	LIBRARY - SUB TEACHERS BMS	2,902.00	0.00	0.00	0.00	2,902.00	0.00	2,902.00
01 2220 123 006	LIBRARY - SUB TEACHERS AP	4,063.00	525.00	525.00	12.92	3,538.00	0.00	3,538.00
01 2220 123 007	LIBRARY - SUB TEACHERS SE	1,645.00	0.00	0.00	0.00	1,645.00	0.00	1,645.00
01 2220 123 008	LIBRARY - SUB TEACHERS BSMS	0.00	0.00	0.00	0.00	0.00	0.00	0.00
01 2220 150 005	LIBRARY - ADD'L COMP NON-INSTR BMS	0.00	4.28	8.56	0.00	(8.56)	0.00	(8.56)
01 2220 150 008	LIBRARY - ADD'L COMP NON-INSTR BSMS	0.00	0.00	0.00	0.00	0.00	0.00	0.00
01 2220 151 001	LIBRARY - ADD'L COMP TEACHERS BHS	194.00	14.69	29.38	15.14	164.62	0.00	164.62
01 2220 151 002	LIBRARY - ADD'L COMP TEACHERS BE	168.00	37.22	74.44	44.31	93.56	0.00	93.56
01 2220 151 003	LIBRARY - ADD'L COMP TEACHERS PC	1,102.00	15.05	30.10	2.73	1,071.90	0.00	1,071.90
01 2220 151 004	LIBRARY - ADD'L COMP TEACHERS HE	168.00	12.67	25.34	15.08	142.66	0.00	142.66
01 2220 151 005	LIBRARY - ADD'L COMP TEACHERS BMS	100.00	7.52	15.04	15.04	84.96	0.00	84.96
01 2220 151 006	LIBRARY - ADD'L COMP TEACHERS AP	199.00	80.51	161.02	80.91	37.98	0.00	37.98
01 2220 151 007	LIBRARY - ADD'L COMP TEACHERS SE	195.00	15.05	30.10	15.44	164.90	0.00	164.90
01 2220 151 008	LIBRARY - ADD'L COMP TEACHERS BSMS	100.00	7.53	15.06	15.06	84.94	0.00	84.94
01 2220 152 002	LIBRARY - ADD'L COMP AIDES BE	47.00	4.38	8.76	18.64	38.24	0.00	38.24
01 2220 152 003	LIBRARY - ADD'L COMP AIDES PC	0.00	0.00	0.00	0.00	0.00	0.00	0.00
01 2220 152 004	LIBRARY - ADD'L COMP AIDES HE	51.00	4.72	9.44	18.51	41.56	0.00	41.56
01 2220 152 006	LIBRARY - ADD'L COMP AIDES AP	0.00	0.00	0.00	0.00	0.00	0.00	0.00
01 2220 152 007	LIBRARY - ADD'L COMP AIDES SE	54.00	5.05	10.10	18.70	43.90	0.00	43.90
01 2220 211 001	LIBRARY - GROUP INS TEACHERS BHS	28,092.00	2,272.68	4,545.36	16.18	23,546.64	0.00	23,546.64
01 2220 211 002	LIBRARY - GROUP INS TEACHERS BE	32,588.00	2,636.87	5,273.74	16.18	27,314.26	0.00	27,314.26
01 2220 211 003	LIBRARY - GROUP INS TEACHERS PC	11,371.00	915.37	1,830.74	16.10	9,540.26	0.00	9,540.26
01 2220 211 004	LIBRARY - GROUP INS TEACHERS HE	32,588.00	2,636.87	5,273.74	16.18	27,314.26	0.00	27,314.26
01 2220 211 005	LIBRARY - GROUP INS TEACHERS BMS	0.00	33.25	99.74	0.00	(99.74)	0.00	(99.74)
01 2220 211 006	LIBRARY - GROUP INS TEACHERS AP	32,588.00	2,636.87	5,273.74	16.18	27,314.26	0.00	27,314.26
01 2220 211 007	LIBRARY - GROUP INS TEACHERS SE	28,092.00	2,272.68	4,545.36	16.18	23,546.64	0.00	23,546.64
01 2220 211 008	LIBRARY - GROUP INS TEACHERS BSMS	0.00	33.24	33.24	0.00	(33.24)	0.00	(33.24)
01 2220 212 002	LIBRARY - GROUP INS AIDES BE	0.00	2.15	4.29	0.00	(4.29)	0.00	(4.29)
01 2220 212 003	LIBRARY - GROUP INS AIDES PC	0.00	2.10	4.20	0.00	(4.20)	0.00	(4.20)
01 2220 212 004	LIBRARY - GROUP INS AIDES HE	0.00	2.10	4.20	0.00	(4.20)	0.00	(4.20)
01 2220 212 005	LIBRARY - GROUP INS AIDES BMS	0.00	2.10	3.15	0.00	(3.15)	0.00	(3.15)

Account Number	Account Description	Revised Budget	Expended During Month	Expenditures to Date	% of Budget	Balance at EOM	P/ O Outstanding	Unencumbered Balance
01 2220 212 006	LIBRARY - GROUP INS AIDES AP	0.00	0.00	0.00	0.00	0.00	0.00	0.00
01 2220 212 007	LIBRARY - GROUP INS AIDES SE	0.00	2.05	4.11	0.00	(4.11)	0.00	(4.11)
01 2220 212 008	LIBRARY - GROUP INS AIDES BSMS	0.00	0.00	1.05	0.00	(1.05)	0.00	(1.05)
01 2220 220 005	LIBRARY - SOC SEC NON-INSTR BMS	0.00	0.33	0.66	0.00	(0.66)	0.00	(0.66)
01 2220 220 008	LIBRARY - SOC SEC NON-INSTR BSMS	0.00	0.00	0.00	0.00	0.00	0.00	0.00
01 2220 221 001	LIBRARY - SOC SEC TEACHERS BHS	6,524.00	490.96	981.92	15.05	5,542.08	0.00	5,542.08
01 2220 221 002	LIBRARY - SOC SEC TEACHERS BE	5,653.00	430.56	861.10	15.23	4,791.90	0.00	4,791.90
01 2220 221 003	LIBRARY - SOC SEC TEACHERS PC	9,037.00	758.81	1,517.62	16.79	7,519.38	0.00	7,519.38
01 2220 221 004	LIBRARY - SOC SEC TEACHERS HE	5,605.00	429.13	858.26	15.31	4,746.74	0.00	4,746.74
01 2220 221 005	LIBRARY - SOC SEC TEACHERS BMS	3,697.00	273.44	804.06	21.75	2,892.94	0.00	2,892.94
01 2220 221 006	LIBRARY - SOC SEC TEACHERS AP	6,790.00	520.00	1,039.98	15.32	5,750.02	0.00	5,750.02
01 2220 221 007	LIBRARY - SOC SEC TEACHERS SE	6,551.00	499.22	998.45	15.24	5,552.55	0.00	5,552.55
01 2220 221 008	LIBRARY - SOC SEC TEACHERS BSMS	3,697.00	273.45	289.74	7.84	3,407.26	0.00	3,407.26
01 2220 222 002	LIBRARY - SOC SEC AIDES BE	1,705.00	178.98	297.44	17.45	1,407.56	0.00	1,407.56
01 2220 222 003	LIBRARY - SOC SEC AIDES PC	1,620.00	207.95	361.95	22.34	1,258.05	0.00	1,258.05
01 2220 222 004	LIBRARY - SOC SEC AIDES HE	1,765.00	202.27	348.10	19.72	1,416.90	0.00	1,416.90
01 2220 222 005	LIBRARY - SOC SEC AIDES BMS	919.00	169.12	273.09	29.72	645.91	0.00	645.91
01 2220 222 006	LIBRARY - SOC SEC AIDES AP	1,753.00	197.52	353.34	20.16	1,399.66	0.00	1,399.66
01 2220 222 007	LIBRARY - SOC SEC AIDES SE	1,754.00	211.27	363.37	20.72	1,390.63	0.00	1,390.63
01 2220 222 008	LIBRARY - SOC SEC AIDES BSMS	919.00	98.93	202.88	22.08	716.12	0.00	716.12
01 2220 223 001	LIBRARY - SOC SEC SUB TEACHERS BHS	134.00	53.57	66.96	49.97	67.04	0.00	67.04
01 2220 223 002	LIBRARY - SOC SEC SUB TEACHERS BE	97.00	0.00	13.39	13.80	83.61	0.00	83.61
01 2220 223 003	LIBRARY - SOC SEC SUB TEACHERS PC	171.00	13.39	13.39	7.83	157.61	0.00	157.61
01 2220 223 004	LIBRARY - SOC SEC SUB TEACHERS HE	97.00	26.78	33.48	34.52	63.52	0.00	63.52
01 2220 223 005	LIBRARY - SOC SEC SUB TEACHERS BMS	222.00	0.00	0.00	0.00	222.00	0.00	222.00
01 2220 223 006	LIBRARY - SOC SEC SUB TEACHERS AP	311.00	40.17	40.17	12.92	270.83	0.00	270.83
01 2220 223 007	LIBRARY - SOC SEC SUB TEACHERS SE	126.00	0.00	0.00	0.00	126.00	0.00	126.00
01 2220 223 008	LIBRARY - SOC SEC SUB TEACHERS BSMS	0.00	0.00	0.00	0.00	0.00	0.00	0.00
01 2220 231 001	LIBRARY - RETIREMENT TEACHERS BHS	6,464.00	488.90	977.80	15.13	5,486.20	0.00	5,486.20
01 2220 231 002	LIBRARY - RETIREMENT TEACHERS BE	5,577.00	423.60	847.19	15.19	4,729.81	0.00	4,729.81
01 2220 231 003	LIBRARY - RETIREMENT TEACHERS PC	8,669.00	725.69	1,451.38	16.74	7,217.62	0.00	7,217.62
01 2220 231 004	LIBRARY - RETIREMENT TEACHERS HE	5,577.00	421.80	843.60	15.13	4,733.40	0.00	4,733.40
01 2220 231 005	LIBRARY - RETIREMENT TEACHERS BMS	3,311.00	250.44	751.33	22.69	2,559.67	0.00	2,559.67
01 2220 231 006	LIBRARY - RETIREMENT TEACHERS AP	6,623.00	505.68	1,011.36	15.27	5,611.64	0.00	5,611.64
01 2220 231 007	LIBRARY - RETIREMENT TEACHERS SE	6,496.00	500.89	1,001.78	15.42	5,494.22	0.00	5,494.22
01 2220 231 008	LIBRARY - RETIREMENT TEACHERS BSMS	3,312.00	250.44	250.44	7.56	3,061.56	0.00	3,061.56
01 2220 232 002	LIBRARY - RETIREMENT AIDES BE	1,576.00	170.99	284.06	18.02	1,291.94	0.00	1,291.94
01 2220 232 003	LIBRARY - RETIREMENT AIDES PC	0.00	191.92	338.97	0.00	(338.97)	0.00	(338.97)
01 2220 232 004	LIBRARY - RETIREMENT AIDES HE	1,692.00	194.65	335.28	19.82	1,356.72	0.00	1,356.72
01 2220 232 005	LIBRARY - RETIREMENT AIDES BMS	712.00	161.88	217.53	30.55	494.47	0.00	494.47
01 2220 232 006	LIBRARY - RETIREMENT AIDES AP	0.00	96.67	189.18	0.00	(189.18)	0.00	(189.18)
01 2220 232 007	LIBRARY - RETIREMENT AIDES SE	1,663.00	201.86	347.09	20.87	1,315.91	0.00	1,315.91
01 2220 232 008	LIBRARY - RETIREMENT AIDES BSMS	712.00	0.00	55.66	7.82	656.34	0.00	656.34
01 2220 233 001	LIBRARY - RETIREMENT SUB TEACHERS BHS	0.00	0.00	0.00	0.00	0.00	0.00	0.00
01 2220 233 002	LIBRARY - RETIREMENT SUB TEACHERS BE	0.00	0.00	0.00	0.00	0.00	0.00	0.00
01 2220 233 003	LIBRARY - RETIREMENT SUB TEACHERS PC	0.00	0.00	0.00	0.00	0.00	0.00	0.00
01 2220 233 004	LIBRARY - RETIREMENT SUB TEACHERS HE	0.00	0.00	0.00	0.00	0.00	0.00	0.00
01 2220 233 005	LIBRARY - RETIREMENT SUB TEACHERS BMS	0.00	0.00	0.00	0.00	0.00	0.00	0.00
01 2220 233 006	LIBRARY - RETIREMENT SUB TEACHERS AP	0.00	38.43	38.43	0.00	(38.43)	0.00	(38.43)
01 2220 233 007	LIBRARY - RETIREMENT SUB TEACHERS SE	0.00	0.00	0.00	0.00	0.00	0.00	0.00
01 2220 233 008	LIBRARY - RETIREMENT SUB TEACHERS BSMS	0.00	0.00	0.00	0.00	0.00	0.00	0.00
01 2220 237 001	LIBRARY - INCR RET CONTR BHS	536.00	0.00	0.00	0.00	536.00	0.00	536.00
01 2220 237 002	LIBRARY - INCR RET CONTR BE	619.00	0.00	0.00	0.00	619.00	0.00	619.00
01 2220 237 003	LIBRARY - INCR RET CONTR PC	714.00	0.00	0.00	0.00	714.00	0.00	714.00
01 2220 237 004	LIBRARY - INCR RET CONTR HE	630.00	0.00	0.00	0.00	630.00	0.00	630.00

Account Number	Account Description	Revised Budget	Expended During Month	Expenditures to Date	% of Budget	Balance at EOM	P/ O Outstanding	Unencumbered Balance
01 2220 237 005	LIBRARY - INCR RET CONTR BMS	345.00	0.00	0.00	0.00	345.00	0.00	345.00
01 2220 237 006	LIBRARY - INCR RET CONTR AP	549.00	0.00	0.00	0.00	549.00	0.00	549.00
01 2220 237 007	LIBRARY - INCR RET CONTR SE	703.00	0.00	0.00	0.00	703.00	0.00	703.00
01 2220 237 008	LIBRARY - INCR RET CONTR BSMS	345.00	0.00	0.00	0.00	345.00	0.00	345.00
01 2220 281 001	LIBRARY - HEALTH BEN TEACHERS BHS	4,497.00	364.19	728.38	16.20	3,768.62	0.00	3,768.62
01 2220 281 002	LIBRARY - HEALTH BEN TEACHERS BE	0.00	0.00	0.00	0.00	0.00	0.00	0.00
01 2220 281 003	LIBRARY - HEALTH BEN TEACHERS PC	1,595.00	129.20	258.40	16.20	1,336.60	0.00	1,336.60
01 2220 281 004	LIBRARY - HEALTH BEN TEACHERS HE	0.00	0.00	0.00	0.00	0.00	0.00	0.00
01 2220 281 005	LIBRARY - HEALTH BEN TEACHERS BMS	3,151.00	205.30	410.60	13.03	2,740.40	0.00	2,740.40
01 2220 281 006	LIBRARY - HEALTH BEN TEACHERS AP	0.00	0.00	0.00	0.00	0.00	0.00	0.00
01 2220 281 007	LIBRARY - HEALTH BEN TEACHERS SE	4,497.00	364.19	728.38	16.20	3,768.62	0.00	3,768.62
01 2220 281 008	LIBRARY - HEALTH BEN TEACHERS BSMS	3,151.00	205.31	410.62	13.03	2,740.38	0.00	2,740.38
01 2220 340 001	LIBRARY - OTHER PROF SERVICES BHS	0.00	0.00	0.00	0.00	0.00	0.00	0.00
01 2220 340 002	LIBRARY - OTHER PROF SERVICES BE	0.00	0.00	0.00	0.00	0.00	0.00	0.00
01 2220 340 003	LIBRARY - OTHER PROF SERVICES PC	0.00	0.00	0.00	0.00	0.00	0.00	0.00
01 2220 340 004	LIBRARY - OTHER PROF SERVICES HE	0.00	0.00	0.00	0.00	0.00	0.00	0.00
01 2220 340 005	LIBRARY - OTHER PROF SERVICES BMS	0.00	0.00	0.00	0.00	0.00	0.00	0.00
01 2220 340 006	LIBRARY - OTHER PROF SERVICES AP	0.00	0.00	0.00	0.00	0.00	0.00	0.00
01 2220 340 007	LIBRARY - OTHER PROF SERVICES SE	0.00	0.00	0.00	0.00	0.00	0.00	0.00
01 2220 340 008	LIBRARY - OTHER PROF SERVICES BSMS	0.00	0.00	0.00	0.00	0.00	0.00	0.00
01 2220 350 001	LIBRARY - TECH SERVICES BHS	0.00	0.00	0.00	0.00	0.00	0.00	0.00
01 2220 350 002	LIBRARY - TECH SERVICES BE	0.00	0.00	0.00	0.00	0.00	0.00	0.00
01 2220 350 003	LIBRARY - TECH SERVICES PC	0.00	0.00	0.00	0.00	0.00	0.00	0.00
01 2220 350 004	LIBRARY - TECH SERVICES HE	0.00	0.00	0.00	0.00	0.00	0.00	0.00
01 2220 350 005	LIBRARY - TECH SERVICES BMS	0.00	0.00	0.00	0.00	0.00	0.00	0.00
01 2220 350 006	LIBRARY - TECH SERVICES AP	0.00	0.00	0.00	0.00	0.00	0.00	0.00
01 2220 350 007	LIBRARY - TECH SERVICES SE	0.00	0.00	0.00	0.00	0.00	0.00	0.00
01 2220 350 008	LIBRARY - TECH SERVICES BSMS	0.00	0.00	0.00	0.00	0.00	0.00	0.00
01 2220 580 001	LIBRARY - TRAVEL & MILEAGE BHS	0.00	0.00	0.00	0.00	0.00	0.00	0.00
01 2220 580 002	LIBRARY - TRAVEL & MILEAGE BE	0.00	0.00	0.00	0.00	0.00	0.00	0.00
01 2220 580 003	LIBRARY - TRAVEL & MILEAGE PC	0.00	7.53	12.55	0.00	(12.55)	0.00	(12.55)
01 2220 580 004	LIBRARY - TRAVEL & MILEAGE HE	59.00	0.00	0.00	0.00	59.00	0.00	59.00
01 2220 580 005	LIBRARY - TRAVEL & MILEAGE BMS	303.00	0.00	0.00	0.00	303.00	0.00	303.00
01 2220 580 006	LIBRARY - TRAVEL & MILEAGE AP	0.00	7.52	12.53	0.00	(12.53)	0.00	(12.53)
01 2220 580 007	LIBRARY - TRAVEL & MILEAGE SE	0.00	0.00	0.00	0.00	0.00	0.00	0.00
01 2220 580 008	LIBRARY - TRAVEL & MILEAGE BSMS	0.00	0.00	0.00	0.00	0.00	0.00	0.00
01 2220 610 001	LIBRARY - SUPPLIES BHS	3,410.00	821.50	821.50	24.83	2,588.50	25.28	2,563.22
01 2220 610 002	LIBRARY - SUPPLIES BE	541.00	0.00	208.18	38.48	332.82	0.00	332.82
01 2220 610 003	LIBRARY - SUPPLIES PC	617.00	0.00	0.00	0.00	617.00	0.00	617.00
01 2220 610 004	LIBRARY - SUPPLIES HE	518.00	0.00	0.00	0.00	518.00	0.00	518.00
01 2220 610 005	LIBRARY - SUPPLIES BMS	420.00	120.72	198.27	47.21	221.73	0.00	221.73
01 2220 610 006	LIBRARY - SUPPLIES AP	1,042.00	155.67	155.67	14.94	886.33	0.00	886.33
01 2220 610 007	LIBRARY - SUPPLIES SE	979.00	0.00	0.00	0.00	979.00	0.00	979.00
01 2220 610 008	LIBRARY - SUPPLIES BSMS	905.00	0.00	128.60	14.21	776.40	0.00	776.40
01 2220 640 001	LIBRARY - BOOKS & PER BHS	5,767.00	0.00	0.00	2.07	5,767.00	119.56	5,647.44
01 2220 640 002	LIBRARY - BOOKS & PER BE	12,940.00	0.00	23.70	4.55	12,916.30	564.93	12,351.37
01 2220 640 003	LIBRARY - BOOKS & PER PC	9,786.00	833.72	2,029.56	22.38	7,756.44	160.52	7,595.92
01 2220 640 004	LIBRARY - BOOKS & PER HE	8,155.00	0.00	0.00	1.08	8,155.00	88.00	8,067.00
01 2220 640 005	LIBRARY - BOOKS & PER BMS	6,789.00	375.50	1,342.71	35.54	5,446.29	1,069.83	4,376.46
01 2220 640 006	LIBRARY - BOOKS & PER AP	3,502.00	0.00	0.00	41.16	3,502.00	1,441.41	2,060.59
01 2220 640 007	LIBRARY - BOOKS & PER SE	4,593.00	87.67	779.07	16.96	3,813.93	0.00	3,813.93
01 2220 640 008	LIBRARY - BOOKS & PER BSMS	5,218.00	377.41	389.02	39.18	4,828.98	1,655.60	3,173.38
01 2220 650 001	LIBRARY - SUPPLIES TECH-REL BHS	649.00	0.00	0.00	0.00	649.00	0.00	649.00
01 2220 650 002	LIBRARY - SUPPLIES TECH-REL BE	80.00	0.00	0.00	0.00	80.00	0.00	80.00
01 2220 650 003	LIBRARY - SUPPLIES TECH-REL PC	0.00	0.00	0.00	0.00	0.00	0.00	0.00

Account Number	Account Description	Revised Budget	Expended During Month	Expenditures to Date	% of Budget	Balance at EOM	P/ O Outstanding	Unencumbered Balance
01 2220 650 004	LIBRARY - SUPPLIES TECH-REL HE	0.00	0.00	0.00	0.00	0.00	0.00	0.00
01 2220 650 005	LIBRARY - SUPPLIES TECH-REL BMS	2,773.00	68.15	68.15	2.46	2,704.85	0.00	2,704.85
01 2220 650 006	LIBRARY - SUPPLIES TECH-REL AP	0.00	0.00	0.00	0.00	0.00	0.00	0.00
01 2220 650 007	LIBRARY - SUPPLIES TECH-REL SE	0.00	22.94	202.49	0.00	(202.49)	0.00	(202.49)
01 2220 650 008	LIBRARY - SUPPLIES TECH-REL BSMS	2,512.00	96.14	96.14	7.46	2,415.86	91.34	2,324.52
01 2220 733 001	LIBRARY - FURN & EQUIP BHS	0.00	360.13	360.13	0.00	(360.13)	11.39	(371.52)
01 2220 733 002	LIBRARY - FURN & EQUIP BE	0.00	110.37	110.37	0.00	(110.37)	0.00	(110.37)
01 2220 733 003	LIBRARY - FURN & EQUIP PC	0.00	0.00	201.97	0.00	(201.97)	0.00	(201.97)
01 2220 733 004	LIBRARY - FURN & EQUIP HE	72.00	0.00	0.00	0.00	72.00	0.00	72.00
01 2220 733 005	LIBRARY - FURN & EQUIP BMS	2,408.00	0.00	0.00	0.00	2,408.00	0.00	2,408.00
01 2220 733 006	LIBRARY - FURN & EQUIP AP	0.00	0.00	0.00	0.00	0.00	0.00	0.00
01 2220 733 007	LIBRARY - FURN & EQUIP SE	0.00	0.00	0.00	0.00	0.00	0.00	0.00
01 2220 733 008	LIBRARY - FURN & EQUIP BSMS	4,867.00	0.00	0.00	0.00	4,867.00	0.00	4,867.00
01 2220 734 001	LIBRARY - HARDWARE BHS	0.00	0.00	0.00	0.00	0.00	0.00	0.00
01 2220 734 002	LIBRARY - HARDWARE BE	0.00	0.00	0.00	0.00	0.00	0.00	0.00
01 2220 734 003	LIBRARY - HARDWARE PC	0.00	0.00	0.00	0.00	0.00	0.00	0.00
01 2220 734 004	LIBRARY - HARDWARE HE	0.00	0.00	0.00	0.00	0.00	0.00	0.00
01 2220 734 005	LIBRARY - HARDWARE BMS	0.00	0.00	0.00	0.00	0.00	0.00	0.00
01 2220 734 006	LIBRARY - HARDWARE AP	0.00	0.00	0.00	0.00	0.00	0.00	0.00
01 2220 734 007	LIBRARY - HARDWARE SE	0.00	0.00	0.00	0.00	0.00	0.00	0.00
01 2220 734 008	LIBRARY - HARDWARE BSMS	0.00	0.00	0.00	0.00	0.00	0.00	0.00
01 2220 735 001	LIBRARY - SOFTWARE BHS	1,701.00	0.00	0.00	0.00	1,701.00	0.00	1,701.00
01 2220 735 002	LIBRARY - SOFTWARE BE	1,701.00	0.00	1,262.60	74.23	438.40	0.00	438.40
01 2220 735 003	LIBRARY - SOFTWARE PC	1,701.00	0.00	1,262.60	74.23	438.40	0.00	438.40
01 2220 735 004	LIBRARY - SOFTWARE HE	1,939.00	0.00	1,262.60	65.12	676.40	0.00	676.40
01 2220 735 005	LIBRARY - SOFTWARE BMS	2,416.00	0.00	1,839.00	76.12	577.00	0.00	577.00
01 2220 735 006	LIBRARY - SOFTWARE AP	1,701.00	0.00	1,262.60	74.23	438.40	0.00	438.40
01 2220 735 007	LIBRARY - SOFTWARE SE	1,860.00	0.00	1,262.60	67.88	597.40	0.00	597.40
01 2220 735 008	LIBRARY - SOFTWARE BSMS	2,416.00	0.00	1,830.60	75.77	585.40	0.00	585.40
01 2220 810 001	LIBRARY - DUES & FEES BHS	622.00	0.00	562.50	90.43	59.50	0.00	59.50
01 2220 810 002	LIBRARY - DUES & FEES BE	716.00	125.00	687.50	103.00	28.50	49.99	(21.49)
01 2220 810 003	LIBRARY - DUES & FEES PC	783.00	0.00	562.50	71.84	220.50	0.00	220.50
01 2220 810 004	LIBRARY - DUES & FEES HE	622.00	0.00	612.50	98.47	9.50	0.00	9.50
01 2220 810 005	LIBRARY - DUES & FEES BMS	970.00	0.00	562.50	57.99	407.50	0.00	407.50
01 2220 810 006	LIBRARY - DUES & FEES AP	622.00	0.00	562.50	90.43	59.50	0.00	59.50
01 2220 810 007	LIBRARY - DUES & FEES SE	661.00	0.00	562.50	85.10	98.50	0.00	98.50
01 2220 810 008	LIBRARY - DUES & FEES BSMS	622.00	0.00	752.50	120.98	(130.50)	0.00	(130.50)
01 2220 890 001	LIBRARY - OTHER MISC BHS	0.00	0.00	0.00	0.00	0.00	0.00	0.00
01 2220 890 002	LIBRARY - OTHER MISC BE	0.00	0.00	0.00	0.00	0.00	0.00	0.00
01 2220 890 003	LIBRARY - OTHER MISC PC	0.00	0.00	0.00	0.00	0.00	0.00	0.00
01 2220 890 004	LIBRARY - OTHER MISC HE	0.00	0.00	0.00	0.00	0.00	0.00	0.00
01 2220 890 005	LIBRARY - OTHER MISC BMS	0.00	0.00	0.00	0.00	0.00	0.00	0.00
01 2220 890 006	LIBRARY - OTHER MISC AP	0.00	0.00	0.00	0.00	0.00	0.00	0.00
01 2220 890 007	LIBRARY - OTHER MISC SE	0.00	0.00	0.00	0.00	0.00	0.00	0.00
01 2220 890 008	LIBRARY - OTHER MISC BSMS	0.00	0.00	0.00	0.00	0.00	0.00	0.00
2220	SCHOOL LIBRARY SERVICES	1,177,504.00	95,128.43	198,714.78	17.32	978,789.22	5,277.85	973,511.37
2230	INSTR-RELATED TECHNOLOGY							
01 2230 111 000	TECHNOLOGY - SALARIES TEACHERS DIST	0.00	0.00	0.00	0.00	0.00	0.00	0.00
01 2230 114 000	TECHNOLOGY - SALARIES TECH STAFF DIST	378,019.00	35,758.11	70,860.25	18.75	307,158.75	0.00	307,158.75
01 2230 124 000	TECHNOLOGY - SUB TECH STAFF DIST	0.00	0.00	0.00	0.00	0.00	0.00	0.00
01 2230 134 000	TECHNOLOGY - OT SALARIES TECH STAFF DIST	2,115.00	68.12	371.21	17.55	1,743.79	0.00	1,743.79
01 2230 151 000	TECHNOLOGY - ADD'L COMP TEACHERS DIST	0.00	0.00	0.00	0.00	0.00	0.00	0.00
01 2230 154 000	TECHNOLOGY - ADD'L COMP TECH STAFF DIST	1,660.00	77.94	155.88	9.39	1,504.12	0.00	1,504.12
01 2230 211 000	TECHNOLOGY - GROUP INS TEACHERS DIST	0.00	0.00	0.00	0.00	0.00	0.00	0.00
01 2230 214 000	TECHNOLOGY - GROUP INS TECH STAFF DIST	64,871.00	6,057.90	12,115.80	18.68	52,755.20	0.00	52,755.20

Account Number	Account Description	Revised Budget	Expended During Month	Expenditures to Date	% of Budget	Balance at EOM	P/ O Outstanding	Unencumbered Balance
01 2230 221 000	TECHNOLOGY - SOC SEC TEACHERS DIST	0.00	0.00	0.00	0.00	0.00	0.00	0.00
01 2230 224 000	TECHNOLOGY - SOC SEC TECH STAFF DIST	29,143.00	2,671.28	5,310.36	18.22	23,832.64	0.00	23,832.64
01 2230 231 000	TECHNOLOGY - RETIREMENT TEACHERS DIST	0.00	0.00	0.00	0.00	0.00	0.00	0.00
01 2230 234 000	TECHNOLOGY - RETIREMENT TECH STAFF DIST	27,920.00	2,623.37	5,215.92	18.68	22,704.08	0.00	22,704.08
01 2230 237 000	TECHNOLOGY - INCR RET CONTR DIST	2,246.00	0.00	0.00	0.00	2,246.00	0.00	2,246.00
01 2230 281 000	TECHNOLOGY - HEALTH BEN TEACHERS DIST	0.00	0.00	0.00	0.00	0.00	0.00	0.00
01 2230 284 000	TECHNOLOGY - HEALTH BEN TECH STAFF DIST	12,259.00	968.39	1,936.78	15.80	10,322.22	0.00	10,322.22
01 2230 580 000	TECHNOLOGY - TRAVEL & MILEAGE	4,146.00	368.52	800.78	19.31	3,345.22	0.00	3,345.22
01 2230 733 000	TECHNOLOGY - FURN & EQUIP	0.00	0.00	0.00	0.00	0.00	0.00	0.00
01 2230 810 000	TECHNOLOGY - DUES & FEES DIST	2,692.00	65.00	65.00	2.41	2,627.00	0.00	2,627.00
2230	INSTR-RELATED TECHNOLOGY	525,071.00	48,658.63	96,831.98	18.44	428,239.02	0.00	428,239.02
2240	STUDENT ASSESSMENT							
01 2240 110 000	STU ASSESS - SALARIES NON-INSTR DIST	0.00	0.00	0.00	0.00	0.00	0.00	0.00
01 2240 130 000	STU ASSESS - OT SALAIRES NON-INSTR DIST	0.00	0.00	0.00	0.00	0.00	0.00	0.00
01 2240 150 000	STU ASSESS - ADD'L COMP NON-INSTR DIST	0.00	0.00	0.00	0.00	0.00	0.00	0.00
01 2240 210 000	STU ASSESS - GROUP INS NON-INSTR DIST	0.00	0.00	0.00	0.00	0.00	0.00	0.00
01 2240 220 000	STU ASSESS - SOC SEC NON-INSTR DIST	0.00	0.00	0.00	0.00	0.00	0.00	0.00
01 2240 230 000	STU ASSESS - RETIREMENT NON-INSTR DIST	0.00	0.00	0.00	0.00	0.00	0.00	0.00
01 2240 237 000	STU ASSESS - INCR RET CONTR DIST	0.00	0.00	0.00	0.00	0.00	0.00	0.00
01 2240 280 000	STU ASSESS - HEALTH BEN NON-INSTR DIST	0.00	0.00	0.00	0.00	0.00	0.00	0.00
2240	STUDENT ASSESSMENT	0.00	0.00	0.00	0.00	0.00	0.00	0.00
2310	BOARD OF EDUCATION							
01 2310 314 000	BOARD OF ED - LOBBYIST FEES	0.00	0.00	0.00	0.00	0.00	0.00	0.00
01 2310 340 000	BOARD OF ED - OTHER PROF SERVICES	0.00	0.00	0.00	0.00	0.00	0.00	0.00
01 2310 521 000	BOARD OF ED - FIDELITY BOND PREMIUMS	0.00	0.00	0.00	0.00	0.00	0.00	0.00
01 2310 540 000	BOARD OF ED - ADVERTISING	5,679.00	288.66	510.66	8.99	5,168.34	0.00	5,168.34
01 2310 580 000	BOARD OF ED - TRAVEL & MILEAGE	0.00	0.00	0.00	0.00	0.00	0.00	0.00
01 2310 610 000	BOARD OF ED - SUPPLIES	5,139.00	51.39	122.71	2.39	5,016.29	0.00	5,016.29
01 2310 733 000	BOARD OF ED - FURN & EQUIP	0.00	0.00	0.00	0.00	0.00	0.00	0.00
01 2310 735 000	BOARD OF ED - SOFTWARE	7,074.00	12,406.14	12,406.14	175.38	(5,332.14)	0.00	(5,332.14)
01 2310 810 000	BOARD OF ED - DUES & FEES	41,526.00	0.00	165.00	0.40	41,361.00	0.00	41,361.00
01 2310 890 000	BOARD OF ED - OTHER MISC	85.00	0.00	0.00	0.00	85.00	0.00	85.00
01 2310 950 000	BOARD OF ED - SPECIAL ITEMS	0.00	0.00	0.00	0.00	0.00	0.00	0.00
2310	BOARD OF EDUCATION	59,503.00	12,746.19	13,204.51	22.19	46,298.49	0.00	46,298.49
2320	EXECUTIVE ADMINISTRATION							
01 2320 105 000	EXEC ADMIN - SALARY OF SUPERINTENDENT	262,918.00	20,918.42	41,836.84	15.91	221,081.16	0.00	221,081.16
01 2320 110 000	EXEC ADMIN - SALARIES NON-INSTR	70,519.00	5,719.96	11,060.99	15.69	59,458.01	0.00	59,458.01
01 2320 111 000	EXEC ADMIN - PROF STAFF SALARIES	341,264.00	26,545.97	53,091.94	15.56	288,172.06	0.00	288,172.06
01 2320 130 000	EXEC ADMIN - OT SALARIES NON-INSTR	1,730.00	137.88	847.05	48.96	882.95	0.00	882.95
01 2320 150 000	EXEC ADMIN - ADD'L COMP NON-INSTR	473.00	12.26	24.52	5.18	448.48	0.00	448.48
01 2320 151 000	EXEC ADMIN - ADD'L COMP PROF STAFF	1,571.00	58.40	116.80	7.43	1,454.20	0.00	1,454.20
01 2320 155 000	EXEC ADMIN - ADD'L COMP SUPT.	19,971.00	991.44	1,982.88	9.93	17,988.12	0.00	17,988.12
01 2320 210 000	EXEC ADMIN - GROUP INS NON-INSTR	0.00	2.10	4.20	0.00	(4.20)	0.00	(4.20)
01 2320 211 000	EXEC ADMIN - GROUP INS PROF STAFF	56,184.00	4,545.36	9,090.72	16.18	47,093.28	0.00	47,093.28
01 2320 215 000	EXEC ADMIN - GROUP INS SUPERINTENDENT	32,839.00	2,655.77	5,311.54	16.17	27,527.46	0.00	27,527.46
01 2320 220 000	EXEC ADMIN - SOC SEC NON-INSTR	6,039.00	484.91	984.53	16.30	5,054.47	0.00	5,054.47
01 2320 221 000	EXEC ADMIN - SOC SEC PROF STAFF	25,221.00	1,956.94	3,913.88	15.52	21,307.12	0.00	21,307.12
01 2320 225 000	EXEC ADMIN - SOC SEC SUPERINTENDENT	16,740.00	312.52	1,088.98	6.51	15,651.02	0.00	15,651.02
01 2320 230 000	EXEC ADMIN - RETIREMENT NON-INSTR	5,308.00	428.94	871.97	16.43	4,436.03	0.00	4,436.03
01 2320 231 000	EXEC ADMIN - RETIREMENT PROF STAFF	25,068.00	1,943.83	3,887.66	15.51	21,180.34	0.00	21,180.34
01 2320 235 000	EXEC ADMIN - RETIREMENT SUPERINTENDENT	20,128.00	1,600.99	3,201.98	15.91	16,926.02	0.00	16,926.02
01 2320 237 000	EXEC ADMIN - INCR RET CONTR	4,160.00	0.00	0.00	0.00	4,160.00	0.00	4,160.00
01 2320 280 000	EXEC ADMIN - HEALTH BEN NON-INSTR	6,301.00	475.00	950.00	15.08	5,351.00	0.00	5,351.00
01 2320 281 000	EXEC ADMIN - HEALTH BENEFITS PROF STAFF	8,993.00	728.38	1,456.76	16.20	7,536.24	0.00	7,536.24

Account Number	Account Description	Revised Budget	Expended During Month	Expenditures to Date	% of Budget	Balance at EOM	P/ O Outstanding	Unencumbered Balance
01 2320 580 000	EXEC ADMIN - TRAVEL & MILEAGE	6,755.00	972.86	1,206.94	17.87	5,548.06	0.00	5,548.06
01 2320 610 000	EXEC ADMIN - SUPPLIES	884.00	25.00	209.60	23.71	674.40	0.00	674.40
01 2320 734 000	EXEC ADMIN - HARDWARE	0.00	0.00	0.00	0.00	0.00	0.00	0.00
01 2320 810 000	EXEC ADMIN - DUES & FEES	11,205.00	0.00	0.00	0.00	11,205.00	0.00	11,205.00
01 2320 890 000	EXEC ADMIN - OTHER MISC	1,117.00	0.00	0.00	0.00	1,117.00	0.00	1,117.00
2320	EXECUTIVE ADMINISTRATION	925,388.00	70,516.93	141,139.78	15.25	784,248.22	0.00	784,248.22
2330	DISTRICT LEGAL SERVICES							
01 2330 314 000	DISTRICT LEGAL SERVICES - LOBBYIST FEES	30,728.00	0.00	0.00	0.00	30,728.00	0.00	30,728.00
01 2330 317 000	DISTRICT LEGAL SERVICES - CONTR LEGAL SRVC	47,719.00	2,099.00	4,099.00	8.59	43,620.00	0.00	43,620.00
2330	DISTRICT LEGAL SERVICES	78,447.00	2,099.00	4,099.00	5.23	74,348.00	0.00	74,348.00
2410	OFFICE OF THE PRINCIPAL							
01 2410 110 001	OFF/PRINCIPAL - SALARIES NON-INSTR BHS	114,264.00	11,108.64	21,743.53	19.03	92,520.47	0.00	92,520.47
01 2410 110 002	OFF/PRINCIPAL - SALARIES NON-INSTR BE	36,512.00	3,729.57	7,402.97	20.28	29,109.03	0.00	29,109.03
01 2410 110 003	OFF/PRINCIPAL - SALARIES NON-INSTR PC	165,207.00	14,344.34	28,246.06	17.10	136,960.94	0.00	136,960.94
01 2410 110 004	OFF/PRINCIPAL - SALARIES NON-INSTR HE	40,879.00	4,038.46	8,001.15	19.57	32,877.85	0.00	32,877.85
01 2410 110 005	OFF/PRINCIPAL - SALARIES NON-INSTR BMS	68,506.00	7,051.64	13,898.46	20.29	54,607.54	0.00	54,607.54
01 2410 110 006	OFF/PRINCIPAL - SALARIES NON-INSTR AP	130,999.00	10,658.12	21,234.81	16.21	109,764.19	0.00	109,764.19
01 2410 110 007	OFF/PRINCIPAL - SALARIES NON-INSTR SE	39,105.00	4,005.52	7,955.04	20.34	31,149.96	0.00	31,149.96
01 2410 110 008	OFF/PRINCIPAL - SALARIES NON-INSTR BSMS	70,844.00	7,259.25	14,149.34	19.97	56,694.66	0.00	56,694.66
01 2410 111 001	OFF/PRINCIPAL - SALARIES PRINCIPAL BHS	344,189.00	34,739.16	69,478.32	20.19	274,710.68	0.00	274,710.68
01 2410 111 002	OFF/PRINCIPAL - SALARIES PRINCIPAL BE	115,461.00	0.00	0.00	0.00	115,461.00	0.00	115,461.00
01 2410 111 003	OFF/PRINCIPAL - SALARIES PRINCIPAL PC	118,605.00	17,728.08	35,456.16	29.89	83,148.84	0.00	83,148.84
01 2410 111 004	OFF/PRINCIPAL - SALARIES PRINCIPAL HE	116,046.00	9,028.97	18,057.94	15.56	97,988.06	0.00	97,988.06
01 2410 111 005	OFF/PRINCIPAL - SALARIES PRINCIPAL BMS	201,068.00	15,644.10	31,288.20	15.56	169,779.80	0.00	169,779.80
01 2410 111 006	OFF/PRINCIPAL - SALARIES PRINCIPAL AP	143,534.00	11,167.65	22,335.30	15.56	121,198.70	0.00	121,198.70
01 2410 111 007	OFF/PRINCIPAL - SALARIES PRINCIPAL SE	119,611.00	9,306.38	18,612.76	15.56	100,998.24	0.00	100,998.24
01 2410 111 008	OFF/PRINCIPAL - SALARIES PRINCIPAL BSMS	193,707.00	15,071.40	30,142.80	15.56	163,564.20	0.00	163,564.20
01 2410 120 001	OFF/PRINCIPAL - SUBS NON-INSTR BHS	0.00	0.00	0.00	0.00	0.00	0.00	0.00
01 2410 120 002	OFF/PRINCIPAL - SUBS NON-INSTR BE	450.00	331.24	428.71	95.27	21.29	0.00	21.29
01 2410 120 003	OFF/PRINCIPAL - SUBS NON-INSTR PC	1,194.00	131.22	131.22	10.99	1,062.78	0.00	1,062.78
01 2410 120 004	OFF/PRINCIPAL - SUBS NON-INSTR HE	195.00	0.00	0.00	0.00	195.00	0.00	195.00
01 2410 120 005	OFF/PRINCIPAL - SUBS NON-INSTR BMS	250.00	137.03	137.03	54.81	112.97	0.00	112.97
01 2410 120 006	OFF/PRINCIPAL - SUBS NON-INSTR AP	201.00	0.00	0.00	0.00	201.00	0.00	201.00
01 2410 120 007	OFF/PRINCIPAL - SUBS NON-INSTR SE	0.00	0.00	0.00	0.00	0.00	0.00	0.00
01 2410 120 008	OFF/PRINCIPAL - SUBS NON-INSTR BSMS	0.00	0.00	0.00	0.00	0.00	0.00	0.00
01 2410 130 001	OFF/PRINCIPAL - OT NON-INSTR BHS	2,748.00	156.48	1,115.06	40.58	1,632.94	0.00	1,632.94
01 2410 130 002	OFF/PRINCIPAL - OT NON-INSTR BE	4,182.00	55.04	491.38	11.75	3,690.62	0.00	3,690.62
01 2410 130 003	OFF/PRINCIPAL - OT NON-INSTR PC	585.00	85.78	275.59	47.11	309.41	0.00	309.41
01 2410 130 004	OFF/PRINCIPAL - OT NON-INSTR HE	1,346.00	134.14	510.79	37.95	835.21	0.00	835.21
01 2410 130 005	OFF/PRINCIPAL - OT NON-INSTR BMS	3,813.00	290.06	1,278.02	33.52	2,534.98	0.00	2,534.98
01 2410 130 006	OFF/PRINCIPAL - OT NON-INSTR AP	3,119.00	237.28	719.41	23.07	2,399.59	0.00	2,399.59
01 2410 130 007	OFF/PRINCIPAL - OT NON-INSTR SE	2,118.00	0.00	644.84	30.45	1,473.16	0.00	1,473.16
01 2410 130 008	OFF/PRINCIPAL - OT NON-INSTR BSMS	1,586.00	484.77	1,059.36	66.79	526.64	0.00	526.64
01 2410 150 001	OFF/PRINCIPAL - ADD'L COMP NON-INSTR BHS	8,072.00	440.16	880.32	10.91	7,191.68	0.00	7,191.68
01 2410 150 002	OFF/PRINCIPAL - ADD'L COMP NON-INSTR BE	168.00	7.58	15.16	9.02	152.84	0.00	152.84
01 2410 150 003	OFF/PRINCIPAL - ADD'L COMP NON-INSTR PC	469.00	14.49	28.98	6.18	440.02	0.00	440.02
01 2410 150 004	OFF/PRINCIPAL - ADD'L COMP NON-INSTR HE	93.00	8.70	17.40	18.71	75.60	0.00	75.60
01 2410 150 005	OFF/PRINCIPAL - ADD'L COMP NON-INSTR BMS	290.00	14.46	28.92	9.97	261.08	0.00	261.08
01 2410 150 006	OFF/PRINCIPAL - ADD'L COMP NON-INSTR AP	227.00	23.24	46.48	20.48	180.52	0.00	180.52
01 2410 150 007	OFF/PRINCIPAL - ADD'L COMP NON-INSTR SE	226.00	8.73	17.46	7.73	208.54	0.00	208.54
01 2410 150 008	OFF/PRINCIPAL - ADD'L COMP NON-INSTR BSMS	185.00	15.28	30.56	16.52	154.44	0.00	154.44
01 2410 151 001	OFF/PRINCIPAL - ADD'L COMP PRINCIPAL BHS	5,886.00	76.42	152.84	2.60	5,733.16	0.00	5,733.16
01 2410 151 002	OFF/PRINCIPAL - ADD'L COMP PRINCIPAL BE	4,563.00	18.70	1,037.40	22.74	3,525.60	0.00	3,525.60
01 2410 151 003	OFF/PRINCIPAL - ADD'L COMP PRINCIPAL PC	2,379.00	36.80	73.60	3.09	2,305.40	0.00	2,305.40

Account Number	Account Description	Revised Budget	Expended During Month	Expenditures to Date	% of Budget	Balance at EOM	P/ O Outstanding	Unencumbered Balance
01 2410 151 004	OFF/PRINCIPAL - ADD'L COMP PRINCIPAL HE	255.00	19.86	39.72	15.58	215.28	0.00	215.28
01 2410 151 005	OFF/PRINCIPAL - ADD'L COMP PRINCIPAL BMS	1,878.00	34.41	68.82	3.66	1,809.18	0.00	1,809.18
01 2410 151 006	OFF/PRINCIPAL - ADD'L COMP PRINCIPAL AP	497.00	24.57	49.14	9.89	447.86	0.00	447.86
01 2410 151 007	OFF/PRINCIPAL - ADD'L COMP PRINCIPAL SE	263.00	20.47	40.94	15.57	222.06	0.00	222.06
01 2410 151 008	OFF/PRINCIPAL - ADD'L COMP PRINCIPAL BSMS	1,200.00	33.16	66.32	5.53	1,133.68	0.00	1,133.68
01 2410 210 001	OFF/PRINCIPAL - GROUP INS NON-INSTR BHS	5,601.00	982.28	1,964.56	35.08	3,636.44	0.00	3,636.44
01 2410 210 002	OFF/PRINCIPAL - GROUP INS NON-INSTR BE	0.00	2.10	4.20	0.00	(4.20)	0.00	(4.20)
01 2410 210 003	OFF/PRINCIPAL - GROUP INS NON-INSTR PC	28,148.00	2,276.88	4,553.76	16.18	23,594.24	0.00	23,594.24
01 2410 210 004	OFF/PRINCIPAL - GROUP INS NON-INSTR HE	0.00	2.10	4.20	0.00	(4.20)	0.00	(4.20)
01 2410 210 005	OFF/PRINCIPAL - GROUP INS NON-INSTR BMS	56.00	4.20	8.40	15.00	47.60	0.00	47.60
01 2410 210 006	OFF/PRINCIPAL - GROUP INS NON-INSTR AP	28,118.00	2,274.78	4,549.56	16.18	23,568.44	0.00	23,568.44
01 2410 210 007	OFF/PRINCIPAL - GROUP INS NON-INSTR SE	12,110.00	978.08	1,956.16	16.15	10,153.84	0.00	10,153.84
01 2410 210 008	OFF/PRINCIPAL - GROUP INS NON-INSTR BSMS	56.00	4.20	8.40	15.00	47.60	0.00	47.60
01 2410 211 001	OFF/PRINCIPAL - GROUP INS PRINCIPAL BHS	56,905.00	5,309.08	10,618.16	18.66	46,286.84	0.00	46,286.84
01 2410 211 002	OFF/PRINCIPAL - GROUP INS PRINCIPAL BE	2,367.00	0.00	0.00	0.00	2,367.00	0.00	2,367.00
01 2410 211 003	OFF/PRINCIPAL - GROUP INS PRINCIPAL PC	21,675.00	3,786.63	7,573.26	34.94	14,101.74	0.00	14,101.74
01 2410 211 004	OFF/PRINCIPAL - GROUP INS PRINCIPAL HE	18,725.00	1,513.95	3,027.90	16.17	15,697.10	0.00	15,697.10
01 2410 211 005	OFF/PRINCIPAL - GROUP INS PRINCIPAL BMS	456.00	99.73	199.46	43.74	256.54	0.00	256.54
01 2410 211 006	OFF/PRINCIPAL - GROUP INS PRINCIPAL AP	32,588.00	2,636.87	5,273.74	16.18	27,314.26	0.00	27,314.26
01 2410 211 007	OFF/PRINCIPAL - GROUP INS PRINCIPAL SE	28,092.00	2,272.68	4,545.36	16.18	23,546.64	0.00	23,546.64
01 2410 211 008	OFF/PRINCIPAL - GROUP INS PRINCIPAL BSMS	48,882.00	3,955.30	7,910.60	16.18	40,971.40	0.00	40,971.40
01 2410 220 001	OFF/PRINCIPAL - SOC SEC NON-INSTR BHS	10,460.00	958.70	1,942.51	18.57	8,517.49	0.00	8,517.49
01 2410 220 002	OFF/PRINCIPAL - SOC SEC NON-INSTR BE	3,161.00	315.45	637.88	20.18	2,523.12	0.00	2,523.12
01 2410 220 003	OFF/PRINCIPAL - SOC SEC NON-INSTR PC	13,301.00	1,168.84	2,301.73	17.30	10,999.27	0.00	10,999.27
01 2410 220 004	OFF/PRINCIPAL - SOC SEC NON-INSTR HE	3,675.00	351.74	716.24	19.49	2,958.76	0.00	2,958.76
01 2410 220 005	OFF/PRINCIPAL - SOC SEC NON-INSTR BMS	6,902.00	672.85	1,372.93	19.89	5,529.07	0.00	5,529.07
01 2410 220 006	OFF/PRINCIPAL - SOC SEC NON-INSTR AP	10,275.00	857.32	1,727.14	16.81	8,547.86	0.00	8,547.86
01 2410 220 007	OFF/PRINCIPAL - SOC SEC NON-INSTR SE	3,171.00	307.09	659.22	20.79	2,511.78	0.00	2,511.78
01 2410 220 008	OFF/PRINCIPAL - SOC SEC NON-INSTR BSMS	5,978.00	629.93	1,238.49	20.72	4,739.51	0.00	4,739.51
01 2410 221 001	OFF/PRINCIPAL - SOC SEC PRINCIPAL BHS	26,873.00	2,700.35	5,400.72	20.10	21,472.28	0.00	21,472.28
01 2410 221 002	OFF/PRINCIPAL - SOC SEC PRINCIPAL BE	9,860.00	33.30	143.10	1.45	9,716.90	0.00	9,716.90
01 2410 221 003	OFF/PRINCIPAL - SOC SEC PRINCIPAL PC	9,189.00	1,293.51	2,587.03	28.15	6,601.97	0.00	6,601.97
01 2410 221 004	OFF/PRINCIPAL - SOC SEC PRINCIPAL HE	8,526.00	664.11	1,328.22	15.58	7,197.78	0.00	7,197.78
01 2410 221 005	OFF/PRINCIPAL - SOC SEC PRINCIPAL BMS	15,713.00	1,211.49	2,422.98	15.42	13,290.02	0.00	13,290.02
01 2410 221 006	OFF/PRINCIPAL - SOC SEC PRINCIPAL AP	10,904.00	847.24	1,694.48	15.54	9,209.52	0.00	9,209.52
01 2410 221 007	OFF/PRINCIPAL - SOC SEC PRINCIPAL SE	8,947.00	700.23	1,400.45	15.65	7,546.55	0.00	7,546.55
01 2410 221 008	OFF/PRINCIPAL - SOC SEC PRINCIPAL BSMS	14,656.00	1,106.20	2,212.40	15.10	12,443.60	0.00	12,443.60
01 2410 230 001	OFF/PRINCIPAL - RETIREMENT NON-INSTR BHS	8,650.00	824.89	1,673.83	19.35	6,976.17	0.00	6,976.17
01 2410 230 002	OFF/PRINCIPAL - RETIREMENT NON-INSTR BE	2,997.00	277.13	578.07	19.29	2,418.93	0.00	2,418.93
01 2410 230 003	OFF/PRINCIPAL - RETIREMENT NON-INSTR PC	12,188.00	1,056.64	2,088.49	17.14	10,099.51	0.00	10,099.51
01 2410 230 004	OFF/PRINCIPAL - RETIREMENT NON-INSTR HE	3,103.00	305.54	623.29	20.09	2,479.71	0.00	2,479.71
01 2410 230 005	OFF/PRINCIPAL - RETIREMENT NON-INSTR BMS	5,325.00	537.59	1,111.29	20.87	4,213.71	0.00	4,213.71
01 2410 230 006	OFF/PRINCIPAL - RETIREMENT NON-INSTR AP	9,853.00	797.82	1,607.61	16.32	8,245.39	0.00	8,245.39
01 2410 230 007	OFF/PRINCIPAL - RETIREMENT NON-INSTR SE	3,030.00	293.30	629.72	20.78	2,400.28	0.00	2,400.28
01 2410 230 008	OFF/PRINCIPAL - RETIREMENT NON-INSTR BSMS	5,325.00	567.06	1,113.66	20.91	4,211.34	0.00	4,211.34
01 2410 231 001	OFF/PRINCIPAL - RETIREMENT PRINCIPAL BHS	25,581.00	2,543.78	5,087.56	19.89	20,493.44	0.00	20,493.44
01 2410 231 002	OFF/PRINCIPAL - RETIREMENT PRINCIPAL BE	8,482.00	0.00	73.23	0.86	8,408.77	0.00	8,408.77
01 2410 231 003	OFF/PRINCIPAL - RETIREMENT PRINCIPAL PC	8,805.00	1,298.14	2,596.28	29.49	6,208.72	0.00	6,208.72
01 2410 231 004	OFF/PRINCIPAL - RETIREMENT PRINCIPAL HE	8,524.00	661.15	1,322.30	15.51	7,201.70	0.00	7,201.70
01 2410 231 005	OFF/PRINCIPAL - RETIREMENT PRINCIPAL BMS	14,770.00	1,145.54	2,291.08	15.51	12,478.92	0.00	12,478.92
01 2410 231 006	OFF/PRINCIPAL - RETIREMENT PRINCIPAL AP	10,544.00	817.75	1,635.50	15.51	8,908.50	0.00	8,908.50
01 2410 231 007	OFF/PRINCIPAL - RETIREMENT PRINCIPAL SE	8,786.00	681.46	1,362.92	15.51	7,423.08	0.00	7,423.08
01 2410 231 008	OFF/PRINCIPAL - RETIREMENT PRINCIPAL BSMS	14,229.00	1,103.60	2,207.20	15.51	12,021.80	0.00	12,021.80
01 2410 237 001	OFF/PRINCIPAL - INCR RET CONTR BHS	2,870.00	0.00	0.00	0.00	2,870.00	0.00	2,870.00
01 2410 237 002	OFF/PRINCIPAL - INCR RET CONTR BE	983.00	0.00	0.00	0.00	983.00	0.00	983.00

Account Number	Account Description	Revised Budget	Expended During Month	Expenditures to Date	% of Budget	Balance at EOM	P/ O Outstanding	Unencumbered Balance
01 2410 237 003	OFF/PRINCIPAL - INCR RET CONTR PC	1,791.00	0.00	0.00	0.00	1,791.00	0.00	1,791.00
01 2410 237 004	OFF/PRINCIPAL - INCR RET CONTR HE	991.00	0.00	0.00	0.00	991.00	0.00	991.00
01 2410 237 005	OFF/PRINCIPAL - INCR RET CONTR BMS	1,722.00	0.00	0.00	0.00	1,722.00	0.00	1,722.00
01 2410 237 006	OFF/PRINCIPAL - INCR RET CONTR AP	1,713.00	0.00	0.00	0.00	1,713.00	0.00	1,713.00
01 2410 237 007	OFF/PRINCIPAL - INCR RET CONTR SE	1,012.00	0.00	0.00	0.00	1,012.00	0.00	1,012.00
01 2410 237 008	OFF/PRINCIPAL - INCR RET CONTR BSMS	1,675.00	0.00	0.00	0.00	1,675.00	0.00	1,675.00
01 2410 280 001	OFF/PRINCIPAL - HEALTH BEN NON-INSTR BHS	14,320.00	833.34	1,666.68	11.64	12,653.32	0.00	12,653.32
01 2410 280 002	OFF/PRINCIPAL - HEALTH BEN NON-INSTR BE	0.00	0.00	0.00	0.00	0.00	0.00	0.00
01 2410 280 003	OFF/PRINCIPAL - HEALTH BEN NON-INSTR PC	15,175.00	1,197.53	2,759.25	18.18	12,415.75	0.00	12,415.75
01 2410 280 004	OFF/PRINCIPAL - HEALTH BEN NON-INSTR HE	5,527.00	416.67	833.34	15.08	4,693.66	0.00	4,693.66
01 2410 280 005	OFF/PRINCIPAL - HEALTH BEN NON-INSTR BMS	17,354.00	1,302.28	2,604.56	15.01	14,749.44	0.00	14,749.44
01 2410 280 006	OFF/PRINCIPAL - HEALTH BEN NON-INSTR AP	9,563.00	780.86	1,561.72	16.33	8,001.28	0.00	8,001.28
01 2410 280 007	OFF/PRINCIPAL - HEALTH BEN NON-INSTR SE	0.00	0.00	0.00	0.00	0.00	0.00	0.00
01 2410 280 008	OFF/PRINCIPAL - HEALTH BEN NON-INSTR BSMS	5,527.00	475.00	950.00	17.19	4,577.00	0.00	4,577.00
01 2410 281 001	OFF/PRINCIPAL - HEALTH BEN PRINCIPAL BHS	2,737.00	680.30	1,360.60	49.71	1,376.40	0.00	1,376.40
01 2410 281 002	OFF/PRINCIPAL - HEALTH BEN PRINCIPAL BE	11,677.00	416.67	833.34	7.14	10,843.66	0.00	10,843.66
01 2410 281 003	OFF/PRINCIPAL - HEALTH BEN PRINCIPAL PC	0.00	603.13	1,206.26	0.00	(1,206.26)	0.00	(1,206.26)
01 2410 281 004	OFF/PRINCIPAL - HEALTH BEN PRINCIPAL HE	2,950.00	238.94	477.88	16.20	2,472.12	0.00	2,472.12
01 2410 281 005	OFF/PRINCIPAL - HEALTH BEN PRINCIPAL BMS	4,105.00	307.96	615.92	15.00	3,489.08	0.00	3,489.08
01 2410 281 006	OFF/PRINCIPAL - HEALTH PRINCIPAL AP	0.00	0.00	0.00	0.00	0.00	0.00	0.00
01 2410 281 007	OFF/PRINCIPAL - HEALTH PRINCIPAL SE	4,497.00	364.19	728.38	16.20	3,768.62	0.00	3,768.62
01 2410 281 008	OFF/PRINCIPAL - HEALTH BEN PRINCIPAL BSMS	0.00	0.00	0.00	0.00	0.00	0.00	0.00
01 2410 580 001	OFF/PRINCIPAL - TRAVEL & MILEAGE BHS	8,680.00	620.19	723.55	8.34	7,956.45	0.00	7,956.45
01 2410 580 002	OFF/PRINCIPAL - TRAVEL & MILEAGE BE	0.00	0.00	0.00	0.00	0.00	0.00	0.00
01 2410 580 003	OFF/PRINCIPAL - TRAVEL & MILEAGE PC	0.00	0.00	0.00	0.00	0.00	0.00	0.00
01 2410 580 004	OFF/PRINCIPAL - TRAVEL & MILEAGE HE	0.00	0.00	0.00	0.00	0.00	0.00	0.00
01 2410 580 005	OFF/PRINCIPAL - TRAVEL & MILEAGE BMS	232.00	14.44	14.44	6.22	217.56	0.00	217.56
01 2410 580 006	OFF/PRINCIPAL - TRAVEL & MILEAGE AP	0.00	0.00	0.00	0.00	0.00	0.00	0.00
01 2410 580 007	OFF/PRINCIPAL - TRAVEL & MILEAGE SE	146.00	0.00	0.00	0.00	146.00	0.00	146.00
01 2410 580 008	OFF/PRINCIPAL - TRAVEL & MILEAGE BSMS	291.00	0.00	0.00	0.00	291.00	0.00	291.00
01 2410 610 001	OFF/PRINCIPAL - SUPPLIES BHS	33,522.00	140.14	178.66	0.53	33,343.34	0.00	33,343.34
01 2410 610 002	OFF/PRINCIPAL - SUPPLIES BE	2,309.00	72.20	136.74	5.92	2,172.26	0.00	2,172.26
01 2410 610 003	OFF/PRINCIPAL - SUPPLIES PC	5,521.00	329.93	502.93	11.71	5,018.07	143.82	4,874.25
01 2410 610 004	OFF/PRINCIPAL - SUPPLIES HE	14,122.00	254.27	839.67	6.14	13,282.33	26.99	13,255.34
01 2410 610 005	OFF/PRINCIPAL - SUPPLIES BMS	6,484.00	137.89	768.51	11.85	5,715.49	0.00	5,715.49
01 2410 610 006	OFF/PRINCIPAL - SUPPLIES AP	4,006.00	913.12	1,589.19	40.97	2,416.81	51.97	2,364.84
01 2410 610 007	OFF/PRINCIPAL - SUPPLIES SE	762.00	0.00	54.66	7.17	707.34	0.00	707.34
01 2410 610 008	OFF/PRINCIPAL - SUPPLIES BSMS	8,326.00	357.59	1,310.26	17.96	7,015.74	185.18	6,830.56
01 2410 650 001	OFF/PRINCIPAL - SUPPLIES TECH-REL BHS	0.00	0.00	0.00	0.00	0.00	0.00	0.00
01 2410 650 002	OFF/PRINCIPAL - SUPPLIES TECH-REL BE	73.00	0.00	0.00	0.00	73.00	0.00	73.00
01 2410 650 003	OFF/PRINCIPAL - SUPPLIES TECH-REL PC	0.00	0.00	0.00	0.00	0.00	0.00	0.00
01 2410 650 004	OFF/PRINCIPAL - SUPPLIES TECH-REL HE	0.00	0.00	0.00	0.00	0.00	0.00	0.00
01 2410 650 005	OFF/PRINCIPAL - SUPPLIES TECH-REL BMS	0.00	0.00	0.00	0.00	0.00	0.00	0.00
01 2410 650 006	OFF/PRINCIPAL - SUPPLIES TECH-REL AP	0.00	0.00	99.63	0.00	(99.63)	0.00	(99.63)
01 2410 650 007	OFF/PRINCIPAL - SUPPLIES TECH-REL SE	140.00	0.00	119.00	85.00	21.00	0.00	21.00
01 2410 650 008	OFF/PRINCIPAL - SUPPLIES TECH-REL BSMS	0.00	0.00	0.00	0.00	0.00	0.00	0.00
01 2410 733 001	OFF/PRINCIPAL - FURN & EQUIP BHS	4,783.00	0.00	4,592.70	99.29	190.30	156.30	34.00
01 2410 733 002	OFF/PRINCIPAL - FURN & EQUIP BE	0.00	0.00	0.00	0.00	0.00	0.00	0.00
01 2410 733 003	OFF/PRINCIPAL - FURN & EQUIP PC	940.00	0.00	0.00	0.00	940.00	0.00	940.00
01 2410 733 004	OFF/PRINCIPAL - FURN & EQUIP HE	3,138.00	0.00	0.00	0.00	3,138.00	0.00	3,138.00
01 2410 733 005	OFF/PRINCIPAL - FURN & EQUIP BMS	0.00	0.00	0.00	0.00	0.00	0.00	0.00
01 2410 733 006	OFF/PRINCIPAL - FURN & EQUIP AP	6,246.00	0.00	0.00	0.00	6,246.00	0.00	6,246.00
01 2410 733 007	OFF/PRINCIPAL - FURN & EQUIP SE	0.00	0.00	0.00	0.00	0.00	0.00	0.00
01 2410 733 008	OFF/PRINCIPAL - FURN & EQUIP BSMS	0.00	0.00	0.00	0.00	0.00	0.00	0.00
01 2410 810 001	OFF/PRINCIPAL - DUES & FEES BHS	28,064.00	312.00	5,435.87	44.42	22,628.13	7,030.00	15,598.13

Account Number	Account Description	Revised Budget	Expended During Month	Expenditures to Date	% of Budget	Balance at EOM	P/ O Outstanding	Unencumbered Balance
01 2410 810 002	OFF/PRINCIPAL - DUES & FEES BE	0.00	0.00	0.00	0.00	0.00	0.00	0.00
01 2410 810 003	OFF/PRINCIPAL - DUES & FEES PC	481.00	0.00	0.00	0.00	481.00	0.00	481.00
01 2410 810 004	OFF/PRINCIPAL - DUES & FEES HE	813.00	0.00	0.00	0.00	813.00	0.00	813.00
01 2410 810 005	OFF/PRINCIPAL - DUES & FEES BMS	1,515.00	0.00	0.00	0.00	1,515.00	0.00	1,515.00
01 2410 810 006	OFF/PRINCIPAL - DUES & FEES AP	95.00	100.00	100.00	105.26	(5.00)	0.00	(5.00)
01 2410 810 007	OFF/PRINCIPAL - DUES & FEES SE	823.00	0.00	0.00	0.00	823.00	0.00	823.00
01 2410 810 008	OFF/PRINCIPAL - DUES & FEES BSMS	962.00	0.00	0.00	0.00	962.00	0.00	962.00
01 2410 890 001	OFF/PRINCIPAL - OTHER MISC BHS	0.00	0.00	79.75	0.00	(79.75)	0.00	(79.75)
01 2410 890 002	OFF/PRINCIPAL - OTHER MISC BE	0.00	0.00	0.00	0.00	0.00	0.00	0.00
01 2410 890 003	OFF/PRINCIPAL - OTHER MISC PC	0.00	0.00	0.00	0.00	0.00	0.00	0.00
01 2410 890 004	OFF/PRINCIPAL - OTHER MISC HE	0.00	0.00	0.00	0.00	0.00	0.00	0.00
01 2410 890 005	OFF/PRINCIPAL - OTHER MISC BMS	0.00	0.00	0.00	0.00	0.00	0.00	0.00
01 2410 890 006	OFF/PRINCIPAL - OTHER MISC AP	0.00	0.00	0.00	0.00	0.00	0.00	0.00
01 2410 890 007	OFF/PRINCIPAL - OTHER MISC SE	0.00	0.00	0.00	0.00	0.00	0.00	0.00
01 2410 890 008	OFF/PRINCIPAL - OTHER MISC BSMS	0.00	0.00	0.00	0.00	0.00	0.00	0.00
2410	OFFICE OF THE PRINCIPAL	2,901,200.00	241,418.59	495,517.07	17.34	2,405,682.93	7,594.26	2,398,088.67
2490	SCHOOL ADMIN OTHER							
01 2490 111 001	OTH BLDG ADMIN - SALARIES AD BHS	63,731.00	4,958.56	9,917.12	15.56	53,813.88	0.00	53,813.88
01 2490 111 005	OTH BLDG ADMIN - SALARIES AD BMS	60,323.00	4,693.46	9,386.92	15.56	50,936.08	0.00	50,936.08
01 2490 111 008	OTH BLDG ADMIN - SALARIES AD BSMS	56,154.00	4,369.08	8,738.16	15.56	47,415.84	0.00	47,415.84
01 2490 151 001	OTH BLDG ADMIN - ADD'L COMP AD BHS	140.00	10.91	21.82	15.59	118.18	0.00	118.18
01 2490 151 005	OTH BLDG ADMIN - ADD'L COMP AD BMS	133.00	10.33	20.66	15.53	112.34	0.00	112.34
01 2490 151 008	OTH BLDG ADMIN - ADD'L COMP AD BSMS	124.00	9.61	19.22	15.50	104.78	0.00	104.78
01 2490 211 001	OTH BLDG ADMIN - GROUP INS AD BHS	428.00	33.25	66.50	15.54	361.50	0.00	361.50
01 2490 211 005	OTH BLDG ADMIN - GROUP INS AD BMS	428.00	33.25	66.50	15.54	361.50	0.00	361.50
01 2490 211 008	OTH BLDG ADMIN - GROUP INS AD BSMS	16,294.00	1,318.44	2,636.88	16.18	13,657.12	0.00	13,657.12
01 2490 220 005	OTH BLDG ADMIN - SOC SEC NON-INSTR BMS	0.00	0.00	0.00	0.00	0.00	0.00	0.00
01 2490 221 001	OTH BLDG ADMIN - SOC SEC AD BHS	5,096.00	395.86	791.72	15.54	4,304.28	0.00	4,304.28
01 2490 221 005	OTH BLDG ADMIN - SOC SEC AD BMS	4,622.00	357.66	715.32	15.48	3,906.68	0.00	3,906.68
01 2490 221 008	OTH BLDG ADMIN - SOC SEC AD BSMS	4,242.00	298.45	596.91	14.07	3,645.09	0.00	3,645.09
01 2490 231 001	OTH BLDG ADMIN - RETIREMENT AD BHS	4,682.00	363.09	726.18	15.51	3,955.82	0.00	3,955.82
01 2490 231 005	OTH BLDG ADMIN - RETIREMENT AD BMS	4,431.00	343.68	687.36	15.51	3,743.64	0.00	3,743.64
01 2490 231 008	OTH BLDG ADMIN - RETIREMENT AD BSMS	4,125.00	319.92	639.85	15.51	3,485.15	0.00	3,485.15
01 2490 237 001	OTH BLDG ADMIN - INCR RET CONTR AD BHS	387.00	0.00	0.00	0.00	387.00	0.00	387.00
01 2490 237 005	OTH BLDG ADMIN - INCR RET CONTR AD BMS	366.00	0.00	0.00	0.00	366.00	0.00	366.00
01 2490 237 008	OTH BLDG ADMIN - INCR RET CONTR AD BSMS	341.00	0.00	0.00	0.00	341.00	0.00	341.00
01 2490 281 001	OTH BLDG ADMIN - HEALTH BEN AD BHS	2,737.00	205.31	410.62	15.00	2,326.38	0.00	2,326.38
01 2490 281 005	OTH BLDG ADMIN - HEALTH BEN AD BMS	1,369.00	102.65	205.30	15.00	1,163.70	0.00	1,163.70
01 2490 281 008	OTH BLDG ADMIN - HEALTH BEN AD BSMS	0.00	0.00	0.00	0.00	0.00	0.00	0.00
01 2490 810 001	OTH BLDG ADMIN - DUES & FEES BHS	0.00	0.00	0.00	0.00	0.00	0.00	0.00
01 2490 810 005	OTH BLDG ADMIN - DUES & FEES BMS	0.00	0.00	0.00	0.00	0.00	0.00	0.00
01 2490 810 008	OTH BLDG ADMIN - DUES & FEES BSMS	0.00	0.00	0.00	0.00	0.00	0.00	0.00
2490	SCHOOL ADMIN OTHER	230,153.00	17,823.51	35,647.04	15.49	194,505.96	0.00	194,505.96
2510	FISCAL SERVICES							
01 2510 110 000	FISCAL SERV - SALARIES NON-INSTR	127,087.00	10,284.94	20,048.08	15.78	107,038.92	0.00	107,038.92
01 2510 116 000	FISCAL SERV - SALARIES PROF NON-CERT	131,945.00	10,312.24	20,624.48	15.63	111,320.52	0.00	111,320.52
01 2510 130 000	FISCAL SERV - OT SALARIES NON-INSTR	3,033.00	358.02	1,373.10	45.27	1,659.90	0.00	1,659.90
01 2510 150 000	FISCAL SERV - ADD'L COMP NON-INSTR	329.00	22.03	44.06	13.39	284.94	0.00	284.94
01 2510 156 000	FISCAL SERV - ADD'L COMP PROF NON-CERT	436.00	22.69	45.38	10.41	390.62	0.00	390.62
01 2510 210 000	FISCAL SERV - GROUP INS NON-INSTR	12,138.00	980.18	1,960.36	16.15	10,177.64	0.00	10,177.64
01 2510 216 000	FISCAL SERV - GROUP INS PROF NON-CERT	32,588.00	2,636.87	5,273.74	16.18	27,314.26	0.00	27,314.26
01 2510 220 000	FISCAL SERV - SOC SEC NON-INSTR	10,364.00	843.08	1,696.52	16.37	8,667.48	0.00	8,667.48
01 2510 226 000	FISCAL SERV - SOC SEC PROF NON-CERT	9,993.00	780.20	1,560.40	15.61	8,432.60	0.00	8,432.60
01 2510 230 000	FISCAL SERV - RETIREMENT NON-INSTR	9,558.00	779.34	1,568.58	16.41	7,989.42	0.00	7,989.42

Account Number	Account Description	Revised Budget	Expended During Month	Expenditures to Date	% of Budget	Balance at EOM	P/ O Outstanding	Unencumbered Balance
01 2510 236 000	FISCAL SERV - RETIRMENT PROF NON-CERT	9,692.00	755.11	1,510.22	15.58	8,181.78	0.00	8,181.78
01 2510 237 000	FISCAL SERV - INCR RET CONTR	1,591.00	0.00	0.00	0.00	1,591.00	0.00	1,591.00
01 2510 280 000	FISCAL SERV - HEALTH BEN NON-INSTR	6,301.00	475.00	950.00	15.08	5,351.00	0.00	5,351.00
01 2510 315 000	FISCAL SERV - AUDITING SERVICES	48,183.00	41,002.50	41,002.50	85.10	7,180.50	0.00	7,180.50
01 2510 580 000	FISCAL SERV - TRAVEL & MILEAGE	98.00	21.00	331.08	337.84	(233.08)	0.00	(233.08)
01 2510 610 000	FISCAL SERV - SUPPLIES	3,085.00	0.00	0.00	0.00	3,085.00	0.00	3,085.00
01 2510 733 000	FISCAL SERV - FURN & EQUIP	0.00	0.00	0.00	0.00	0.00	0.00	0.00
01 2510 734 000	FISCAL SERV - HARDWARE	0.00	0.00	0.00	0.00	0.00	0.00	0.00
01 2510 735 000	FISCAL SERV - SOFTWARE	19,023.00	0.00	0.00	0.00	19,023.00	0.00	19,023.00
01 2510 807 000	FISCAL SERV - REVALUED PROPERTY TAXES	0.00	0.00	0.00	0.00	0.00	0.00	0.00
01 2510 810 000	FISCAL SERV - DUES & FEES	6,791.00	245.54	325.54	4.79	6,465.46	0.00	6,465.46
01 2510 890 000	FISCAL SERV - OTHER MISC	0.00	0.00	0.00	0.00	0.00	0.00	0.00
2510 FISCAL SERVICES		432,235.00	69,518.74	98,314.04	22.75	333,920.96	0.00	333,920.96
2520 WAREHOUSE SRVCS								
01 2520 110 000	WAREHOUSE SRVC - SALARIES NON-INSTR	45,737.00	3,696.57	7,063.05	15.44	38,673.95	0.00	38,673.95
01 2520 130 000	WAREHOUSE SRVC - OT SALARIES NON-INSTR	6,160.00	412.99	1,634.73	26.54	4,525.27	0.00	4,525.27
01 2520 150 000	WAREHOUSE SRVC - ADD'L COMP NON-INSTR	858.00	7.55	15.10	1.76	842.90	0.00	842.90
01 2520 210 000	WAREHOUSE SRVC - GROUP INS NON-INSTR	12,110.00	978.08	1,956.16	16.15	10,153.84	0.00	10,153.84
01 2520 220 000	WAREHOUSE SRVC - SOC SEC NON-INSTR	4,036.00	314.96	666.54	16.51	3,369.46	0.00	3,369.46
01 2520 230 000	WAREHOUSE SRVC - RETIREMENT NON-INSTR	3,812.00	300.92	636.89	16.71	3,175.11	0.00	3,175.11
01 2520 237 000	WAREHOUSE SRVC - INCR RET CONTR	312.00	0.00	0.00	0.00	312.00	0.00	312.00
01 2520 280 000	WAREHOUSE SRVC - HEALTH BEN NON-INSTR	0.00	0.00	0.00	0.00	0.00	0.00	0.00
2520 WAREHOUSE SRVCS		73,025.00	5,711.07	11,972.47	16.40	61,052.53	0.00	61,052.53
2530 PRINTING, PUB & DUPLICATING								
01 2530 550 000	PRINTING, PUBLISHING & DUP - DIST	10,726.00	478.25	478.25	4.46	10,247.75	0.00	10,247.75
2530 PRINTING, PUB & DUPLICATING		10,726.00	478.25	478.25	4.46	10,247.75	0.00	10,247.75
2560 PUBLIC INFORMATION SERVICES								
01 2560 116 000	PIS - SALARIES PROF NON-CERT DIST	83,045.00	6,490.43	12,980.86	15.63	70,064.14	0.00	70,064.14
01 2560 156 000	PIS - ADD'L COMP PROF NON-CERT DIST	768.00	14.28	28.56	3.72	739.44	0.00	739.44
01 2560 216 000	PIS - GROUP INS PROF NON-CERT DIST	12,110.00	978.08	1,956.16	16.15	10,153.84	0.00	10,153.84
01 2560 226 000	PIS - SOC SEC PROF NON-CERT DIST	6,406.00	497.11	994.22	15.52	5,411.78	0.00	5,411.78
01 2560 236 000	PIS - RETIREMENT PROF NON-CERT DIST	6,100.00	475.26	950.52	15.58	5,149.48	0.00	5,149.48
01 2560 237 000	PIS - INCR RET CONTR DIST	504.00	0.00	0.00	0.00	504.00	0.00	504.00
01 2560 280 000	PIS - HEALTH BEN NON-INSTR DIST	0.00	0.00	0.00	0.00	0.00	0.00	0.00
01 2560 580 000	PIS - TRAVEL & MILEAGE	0.00	0.00	0.00	0.00	0.00	0.00	0.00
01 2560 610 000	PIS - SUPPLIES	763.00	0.00	0.00	0.00	763.00	0.00	763.00
01 2560 733 000	PIS - FURN & EQUIP	0.00	0.00	0.00	0.00	0.00	0.00	0.00
01 2560 734 000	PIS - HARDWARE	0.00	0.00	0.00	0.00	0.00	0.00	0.00
01 2560 735 000	PIS - SOFTWARE	43,152.00	0.00	56.00	0.13	43,096.00	0.00	43,096.00
01 2560 810 000	PIS - DUES & FEES	1,027.00	2.99	5.98	0.58	1,021.02	0.00	1,021.02
01 2560 890 000	PIS - OTHER MISC EXP	0.00	0.00	0.00	0.00	0.00	0.00	0.00
2560 PUBLIC INFORMATION SERVICES		153,875.00	8,458.15	16,972.30	11.03	136,902.70	0.00	136,902.70
2570 PERSONNEL SERVICES								
01 2570 540 000	PERSONNEL SERVICES - ADVERTISING	14,735.00	1,153.60	2,403.60	16.31	12,331.40	0.00	12,331.40
01 2570 610 000	PERSONNEL SERVICES - SUPPLIES	0.00	0.00	0.00	0.00	0.00	0.00	0.00
01 2570 735 000	PERSONNEL SERVICES - SOFTWARE	0.00	0.00	0.00	0.00	0.00	0.00	0.00
01 2570 810 000	PERSONNEL SERVICES - DUES & FEES	15,486.00	2,371.50	4,746.85	30.65	10,739.15	0.00	10,739.15
01 2570 890 000	PERSONNEL SERVICES - OTHER MISC	0.00	0.00	0.00	0.00	0.00	0.00	0.00
2570 PERSONNEL SERVICES		30,221.00	3,525.10	7,150.45	23.66	23,070.55	0.00	23,070.55
2580 ADMIN TECH SERVICES								
01 2580 110 000	ADMIN TECH SERV - SALARIES NON-INSTR	51,983.00	4,104.83	7,996.25	15.38	43,986.75	0.00	43,986.75
01 2580 130 000	ADMIN TECH SERV - OT SALARIES NON-INSTR	1,070.00	32.63	346.44	32.38	723.56	0.00	723.56
01 2580 150 000	ADMIN TECH SERV - ADD'L COMP NON-INSTR	114.00	8.92	17.84	15.65	96.16	0.00	96.16

Account Number	Account Description	Revised Budget	Expended During Month	Expenditures to Date	% of Budget	Balance at EOM	P/ O Outstanding	Unencumbered Balance
01 2580 210 000	ADMIN TECH SERV - GROUP INS NON-INSTR	0.00	2.10	4.20	0.00	(4.20)	0.00	(4.20)
01 2580 220 000	ADMIN TECH SERV - SOC SEC NON-INSTR	5,015.00	388.61	782.41	15.60	4,232.59	0.00	4,232.59
01 2580 230 000	ADMIN TECH SERV - RETIREMENT NON-INSTR	3,897.00	302.97	610.90	15.68	3,286.10	0.00	3,286.10
01 2580 237 000	ADMIN TECH SERV - INCR RET CONTR	319.00	0.00	0.00	0.00	319.00	0.00	319.00
01 2580 280 000	ADMIN TECH SERV - HEALTH BEN NON-INSTR	12,601.00	950.00	1,900.00	15.08	10,701.00	0.00	10,701.00
01 2580 580 000	ADMIN TECH SERV - TRAVEL & MILEAGE	289.00	16.72	16.72	5.79	272.28	0.00	272.28
2580 ADMIN TECH SERVICES		75,288.00	5,806.78	11,674.76	15.51	63,613.24	0.00	63,613.24
2590 CENTRAL SRVCS								
01 2590 110 000	CENTR SRVCS - SALARIES NON-INSTR DIST	104,450.00	8,598.48	16,875.55	16.16	87,574.45	0.00	87,574.45
01 2590 130 000	CENTR SRVCS - OT SALARIES NON-INSTR DIST	281.00	0.00	136.35	48.52	144.65	0.00	144.65
01 2590 150 000	CENTR SRVCS - ADD'L COMP NON-INSTR DIS	236.00	18.46	36.92	15.64	199.08	0.00	199.08
01 2590 210 000	CENTR SRVCS - GROUP INS NON-INSTR DIST	12,138.00	980.18	1,960.36	16.15	10,177.64	0.00	10,177.64
01 2590 220 000	CENTR SRVCS - SOC SEC NON-INSTR DIST	8,024.00	658.71	1,303.24	16.24	6,720.76	0.00	6,720.76
01 2590 230 000	CENTR SRVCS - RETIREMENT NON-INSTR DIST	7,693.00	629.62	1,245.69	16.19	6,447.31	0.00	6,447.31
01 2590 237 000	CENTR SRVCS - INCR RET CONTR DIST	639.00	0.00	0.00	0.00	639.00	0.00	639.00
01 2590 280 000	CENTR SRVCS - HEALTH BEN NON-INSTR DIST	0.00	0.00	0.00	0.00	0.00	0.00	0.00
2590 CENTRAL SRVCS		133,461.00	10,885.45	21,558.11	16.15	111,902.89	0.00	111,902.89
2610 OP OF BLDGS								
01 2610 110 000	OP OF BLDGS - SALARIES NON-INSTR DIST	64,229.00	5,166.55	9,901.50	15.42	54,327.50	0.00	54,327.50
01 2610 110 001	OP OF BLDGS - SALARIES NON-INSTR BHS	122,973.00	10,362.84	19,275.27	15.67	103,697.73	0.00	103,697.73
01 2610 110 002	OP OF BLDGS - SALARIES NON-INSTR BE	71,965.00	5,856.86	11,323.72	15.74	60,641.28	0.00	60,641.28
01 2610 110 003	OP OF BLDGS - SALARIES NON-INSTR PC	71,278.00	5,382.15	10,531.90	14.78	60,746.10	0.00	60,746.10
01 2610 110 004	OP OF BLDGS - SALARIES NON-INSTR HE	60,058.00	4,990.54	9,428.85	15.70	50,629.15	0.00	50,629.15
01 2610 110 005	OP OF BLDGS - SALARIES NON-INSTR BMS	101,646.00	8,387.10	16,141.51	15.88	85,504.49	0.00	85,504.49
01 2610 110 006	OP OF BLDGS - SALARIES NON-INSTR AP	68,443.00	4,661.53	8,895.49	13.00	59,547.51	0.00	59,547.51
01 2610 110 007	OP OF BLDGS - SALARIES NON-INSTR SE	60,550.00	5,056.97	9,613.06	15.88	50,936.94	0.00	50,936.94
01 2610 110 008	OP OF BLDGS - SALARIES NON-INSTR BSMS	84,770.00	7,170.74	13,399.94	15.81	71,370.06	0.00	71,370.06
01 2610 116 000	OP OF BLDGS - SALARIES PROF NON-CER DIST	34,894.00	2,165.85	4,331.70	12.41	30,562.30	0.00	30,562.30
01 2610 120 000	OP OF BLDGS - TEMP SALARIES NON-INSTR DIST	23,749.00	0.00	2,043.38	8.60	21,705.62	0.00	21,705.62
01 2610 130 000	OP OF BLDGS - OT SALARIES NON-INSTR DIST	9,160.00	378.77	1,607.10	17.54	7,552.90	0.00	7,552.90
01 2610 130 001	OP OF BLDGS - OT SALARIES NON-INSTR BHS	18,780.00	1,263.86	3,714.91	19.78	15,065.09	0.00	15,065.09
01 2610 130 002	OP OF BLDGS - OT SALARIES NON-INSTR BE	19,369.00	2,656.90	5,179.05	26.74	14,189.95	0.00	14,189.95
01 2610 130 003	OP OF BLDGS - OT SALARIES NON-INSTR PC	14,088.00	1,860.88	3,826.00	27.16	10,262.00	0.00	10,262.00
01 2610 130 004	OP OF BLDGS - OT SALARIES NON-INSTR HE	11,498.00	1,261.17	2,738.95	23.82	8,759.05	0.00	8,759.05
01 2610 130 005	OP OF BLDGS - OT SALARIES NON-INSTR BMS	10,863.00	648.24	1,518.19	13.98	9,344.81	0.00	9,344.81
01 2610 130 006	OP OF BLDGS - OT SALARIES NON-INSTR AP	7,323.00	208.92	1,161.02	15.85	6,161.98	0.00	6,161.98
01 2610 130 007	OP OF BLDGS - OT SALARIES NON-INSTR SE	4,425.00	422.14	1,220.95	27.59	3,204.05	0.00	3,204.05
01 2610 130 008	OP OF BLDGS - OT SALARIES NON-INSTR BSMS	9,621.00	1,089.57	2,453.55	25.50	7,167.45	0.00	7,167.45
01 2610 150 000	OP OF BLDGS - ADD'L COMP NON-INSTR DIST	129.00	20.83	41.66	32.29	87.34	0.00	87.34
01 2610 150 001	OP OF BLDGS - ADD'L COMP NON-INSTR BHS	677.00	20.69	41.38	6.11	635.62	0.00	635.62
01 2610 150 002	OP OF BLDGS - ADD'L COMP NON-INSTR BE	153.00	11.94	23.88	15.61	129.12	0.00	129.12
01 2610 150 003	OP OF BLDGS - ADD'L COMP NON-INSTR PC	537.00	40.86	81.72	15.22	455.28	0.00	455.28
01 2610 150 004	OP OF BLDGS - ADD'L COMP NON-INSTR HE	128.00	9.98	19.96	15.59	108.04	0.00	108.04
01 2610 150 005	OP OF BLDGS - ADD'L COMP NON-INSTR BMS	618.00	47.23	94.46	15.28	523.54	0.00	523.54
01 2610 150 006	OP OF BLDGS - ADD'L COMP NON-INSTR AP	337.00	39.52	79.04	23.45	257.96	0.00	257.96
01 2610 150 007	OP OF BLDGS - ADD'L COMP NON-INSTR SE	939.00	40.32	80.64	8.59	858.36	0.00	858.36
01 2610 150 008	OP OF BLDGS - ADD'L COMP NON-INSTR BSMS	175.00	13.65	27.30	15.60	147.70	0.00	147.70
01 2610 156 000	OP OF BLDGS - ADD'L COMP PROF NON-CER DI	244.00	19.06	38.12	15.62	205.88	0.00	205.88
01 2610 210 000	OP OF BLDGS - GROUP INS NON-INSTR DIST	0.00	2.63	5.25	0.00	(5.25)	0.00	(5.25)
01 2610 210 001	OP OF BLDGS - GROUP INS NON-INSTR BHS	12,138.00	980.18	1,960.36	16.15	10,177.64	0.00	10,177.64
01 2610 210 002	OP OF BLDGS - GROUP INS NON-INSTR BE	856.00	66.49	132.98	15.54	723.02	0.00	723.02
01 2610 210 003	OP OF BLDGS - GROUP INS NON-INSTR PC	12,112.00	978.08	1,956.16	16.15	10,155.84	0.00	10,155.84
01 2610 210 004	OP OF BLDGS - GROUP INS NON-INSTR HE	0.00	2.10	4.20	0.00	(4.20)	0.00	(4.20)
01 2610 210 005	OP OF BLDGS - GROUP INS NON-INSTR BMS	18,438.00	1,455.18	2,910.36	15.78	15,527.64	0.00	15,527.64

Account Number	Account Description	Revised Budget	Expended During Month	Expenditures to Date	% of Budget	Balance at EOM	P/ O Outstanding	Unencumbered Balance
01 2610 210 006	OP OF BLDGS - GROUP INS NON-INSTR AP	6,483.00	66.49	132.98	2.05	6,350.02	0.00	6,350.02
01 2610 210 007	OP OF BLDGS - GROUP INS NON-INSTR SE	856.00	66.49	132.98	15.54	723.02	0.00	723.02
01 2610 210 008	OP OF BLDGS - GROUP INS NON-INSTR BSMS	856.00	66.49	132.98	15.54	723.02	0.00	723.02
01 2610 216 000	OP OF BLDGS - GROUP INS PROF NON-CER DIS	0.00	16.63	33.26	0.00	(33.26)	0.00	(33.26)
01 2610 220 000	OP OF BLDGS - SOC SEC NON-INSTR DIST	8,044.00	471.22	1,130.73	14.06	6,913.27	0.00	6,913.27
01 2610 220 001	OP OF BLDGS - SOC SEC NON-INSTR BHS	11,366.00	926.42	1,832.71	16.12	9,533.29	0.00	9,533.29
01 2610 220 002	OP OF BLDGS - SOC SEC NON-INSTR BE	7,283.00	673.21	1,306.27	17.94	5,976.73	0.00	5,976.73
01 2610 220 003	OP OF BLDGS - SOC SEC NON-INSTR PC	6,565.00	474.15	938.50	14.30	5,626.50	0.00	5,626.50
01 2610 220 004	OP OF BLDGS - SOC SEC NON-INSTR HE	5,966.00	515.35	1,005.04	16.85	4,960.96	0.00	4,960.96
01 2610 220 005	OP OF BLDGS - SOC SEC NON-INSTR BMS	9,137.00	730.27	1,429.10	15.64	7,707.90	0.00	7,707.90
01 2610 220 006	OP OF BLDGS - SOC SEC NON-INSTR AP	5,925.00	398.06	820.25	13.84	5,104.75	0.00	5,104.75
01 2610 220 007	OP OF BLDGS - SOC SEC NON-INSTR SE	5,394.00	448.47	887.44	16.45	4,506.56	0.00	4,506.56
01 2610 220 008	OP OF BLDGS - SOC SEC NON-INSTR BSMS	7,584.00	658.95	1,266.87	16.70	6,317.13	0.00	6,317.13
01 2610 226 000	OP OF BLDGS - SOC SEC PROF NON-CERT DIST	2,897.00	198.43	396.86	13.70	2,500.14	0.00	2,500.14
01 2610 230 000	OP OF BLDGS - RETIREMENT NON-INSTR DIST	5,978.00	405.87	842.35	14.09	5,135.65	0.00	5,135.65
01 2610 230 001	OP OF BLDGS - RETIREMENT NON-INSTR BHS	10,413.00	851.36	1,683.45	16.17	8,729.55	0.00	8,729.55
01 2610 230 002	OP OF BLDGS - RETIREMENT NON-INSTR BE	6,710.00	623.42	1,208.42	18.01	5,501.58	0.00	5,501.58
01 2610 230 003	OP OF BLDGS - RETIREMENT NON-INSTR PC	6,271.00	530.37	1,051.36	16.77	5,219.64	0.00	5,219.64
01 2610 230 004	OP OF BLDGS - RETIREMENT NON-INSTR HE	5,257.00	457.78	890.99	16.95	4,366.01	0.00	4,366.01
01 2610 230 005	OP OF BLDGS - RETIREMENT NON-INSTR BMS	8,265.00	661.61	1,293.13	15.65	6,971.87	0.00	6,971.87
01 2610 230 006	OP OF BLDGS - RETIREMENT NON-INSTR AP	5,191.00	356.64	736.39	14.19	4,454.61	0.00	4,454.61
01 2610 230 007	OP OF BLDGS - RETIREMENT NON-INSTR SE	4,773.00	401.21	793.32	16.62	3,979.68	0.00	3,979.68
01 2610 230 008	OP OF BLDGS - RETIREMENT NON-INSTR BSMS	6,934.00	604.86	1,160.87	16.74	5,773.13	0.00	5,773.13
01 2610 236 000	OP OF BLDGS - RETIRE PROF NON-CERT DIST	2,562.00	158.60	317.20	12.38	2,244.80	0.00	2,244.80
01 2610 237 000	OP OF BLGDS - INCR RET CONTR DIST	617.00	0.00	0.00	0.00	617.00	0.00	617.00
01 2610 237 001	OP OF BLDGS - INCR RET CONTR BHS	858.00	0.00	0.00	0.00	858.00	0.00	858.00
01 2610 237 002	OP OF BLDGS - INCR RET CONTR BE	566.00	0.00	0.00	0.00	566.00	0.00	566.00
01 2610 237 003	OP OF BLDGS - INCR RET CONTR PC	528.00	0.00	0.00	0.00	528.00	0.00	528.00
01 2610 237 004	OP OF BLDGS - INCR RET CONTR HE	438.00	0.00	0.00	0.00	438.00	0.00	438.00
01 2610 237 005	OP OF BLDGS - INCR RET CONTR BMS	684.00	0.00	0.00	0.00	684.00	0.00	684.00
01 2610 237 006	OP OF BLDGS - INCR RET CONTR AP	437.00	0.00	0.00	0.00	437.00	0.00	437.00
01 2610 237 007	OP OF BLDGS - INCR RET CONTR SE	396.00	0.00	0.00	0.00	396.00	0.00	396.00
01 2610 237 008	OP OF BLDGS - INCR RET CONTR BSMS	576.00	0.00	0.00	0.00	576.00	0.00	576.00
01 2610 260 000	OP OF BLDGS - UNEMPLOY COMP NON-INSTR DIST	0.00	0.00	0.00	0.00	0.00	0.00	0.00
01 2610 280 000	OP OF BLDGS - HEALTH BEN NON-INSTR DIST	7,876.00	593.75	1,187.50	15.08	6,688.50	0.00	6,688.50
01 2610 280 001	OP OF BLDGS - HEALTH BEN NON-INSTR BHS	6,301.00	475.00	950.00	15.08	5,351.00	0.00	5,351.00
01 2610 280 002	OP OF BLDGS - HEALTH BEN NON-INSTR BE	5,473.00	410.61	821.22	15.00	4,651.78	0.00	4,651.78
01 2610 280 004	OP OF BLDGS - HEALTH BEN NON-INSTR HE	6,301.00	475.00	950.00	15.08	5,351.00	0.00	5,351.00
01 2610 280 005	OP OF BLDGS - HEALTH BEN NON-INSTR BMS	0.00	0.00	0.00	0.00	0.00	0.00	0.00
01 2610 280 006	OP OF BLDGS - HEALTH BEN NON-INSTR AP	2,806.00	410.61	821.22	29.27	1,984.78	0.00	1,984.78
01 2610 280 007	OP OF BLDGS - HEALTH BEN NON-INSTR SE	5,473.00	410.61	821.22	15.00	4,651.78	0.00	4,651.78
01 2610 280 008	OP OF BLDGS - HEALTH BEN NON-INSTR BSMS	5,473.00	410.61	821.22	15.00	4,651.78	0.00	4,651.78
01 2610 286 000	OP OF BLDGS - HEALTH BEN PROF NON-CERT	2,757.00	410.61	821.22	29.79	1,935.78	0.00	1,935.78
01 2610 340 001	Maint of Plant-Contract Repair Sec	0.00	0.00	0.00	0.00	0.00	0.00	0.00
01 2610 350 001	OP OF BLDGS - TECH SERVICES HS	0.00	0.00	0.00	0.00	0.00	0.00	0.00
01 2610 350 002	OP OF BLDGS - TECH SERVICES BE	0.00	0.00	0.00	0.00	0.00	0.00	0.00
01 2610 350 003	OP OF BLDGS - TECH SERVICES PC	0.00	0.00	0.00	0.00	0.00	0.00	0.00
01 2610 350 004	OP OF BLDGS - TECH SERVICES HE	0.00	0.00	0.00	0.00	0.00	0.00	0.00
01 2610 382 000	OP OF BLDGS - DISTANCE ED & TELECOM DIST	9,608.00	726.48	1,452.96	15.12	8,155.04	0.00	8,155.04
01 2610 382 001	OP OF BLDGS - DISTANCE ED & TELECOM BHS	2,824.00	213.70	427.40	15.13	2,396.60	0.00	2,396.60
01 2610 382 002	OP OF BLDGS - DISTANCE ED & TELECOM BE	1,879.00	142.26	284.52	15.14	1,594.48	0.00	1,594.48
01 2610 382 003	OP OF BLDGS - DISTANCE ED & TELECOM PC	1,835.00	138.93	277.86	15.14	1,557.14	0.00	1,557.14
01 2610 382 004	OP OF BLDGS - DISTANCE ED & TELECOM HE	1,738.00	131.58	263.16	15.14	1,474.84	0.00	1,474.84
01 2610 382 005	OP OF BLDGS - DISTANCE ED & TELECOM BMS	917.00	69.39	138.78	15.13	778.22	0.00	778.22
01 2610 382 006	OP OF BLDGS - DISTANCE ED & TELECOM AP	2,172.00	164.48	328.96	15.15	1,843.04	0.00	1,843.04

Account Number	Account Description	Revised Budget	Expended During Month	Expenditures to Date	% of Budget	Balance at EOM	P/ O Outstanding	Unencumbered Balance
01 2610 382 007	OP OF BLDGS - DISTANCE ED & TELECOM SE	869.00	65.79	131.58	15.14	737.42	0.00	737.42
01 2610 382 008	OP OF BLDGS - DISTANCE ED & TELECOM BSMS	1,304.00	98.69	197.38	15.14	1,106.62	0.00	1,106.62
01 2610 410 001	OP OF BLDGS - WATER & SEWER BHS	0.00	0.00	0.00	0.00	0.00	1,652.60	(1,652.60)
01 2610 410 002	OP OF BLDGS - WATER & SEWER BE	0.00	0.00	0.00	0.00	0.00	0.00	0.00
01 2610 410 003	OP OF BLDGS - WATER & SEWER PC	0.00	0.00	0.00	0.00	0.00	0.00	0.00
01 2610 410 004	OP OF BLDGS - WATER & SEWER HE	0.00	0.00	0.00	0.00	0.00	0.00	0.00
01 2610 410 005	OP OF BLDGS - WATER & SEWER BMS	0.00	0.00	0.00	0.00	0.00	0.00	0.00
01 2610 410 006	OP OF BLDGS - WATER & SEWER AP	0.00	0.00	0.00	0.00	0.00	0.00	0.00
01 2610 410 007	OP OF BLDGS - WATER & SEWER SE	0.00	0.00	0.00	0.00	0.00	0.00	0.00
01 2610 410 008	OP OF BLDGS - WATER & SEWER BSMS	0.00	0.00	0.00	0.00	0.00	0.00	0.00
01 2610 431 000	OP OF BLDGS - REPAIRS & MAINT DIST	32,888.00	1,140.00	1,140.00	3.47	31,748.00	0.00	31,748.00
01 2610 431 001	OP OF BLDGS - REPAIRS & MAINT BHS	260,788.00	29,006.13	39,898.38	17.82	220,889.62	6,577.96	214,311.66
01 2610 431 002	OP OF BLDGS - REPAIRS & MAINT BE	138,426.00	13,123.64	16,243.59	14.94	122,182.41	4,433.86	117,748.55
01 2610 431 003	OP OF BLDGS - REPAIRS & MAINT PC	200,609.00	195.00	195.00	0.10	200,414.00	0.00	200,414.00
01 2610 431 004	OP OF BLDGS - REPAIRS & MAINT HE	223,471.00	3,233.25	3,598.25	2.89	219,872.75	2,853.57	217,019.18
01 2610 431 005	OP OF BLDGS - REPAIRS & MAINT BMS	107,665.00	12,732.33	15,832.33	14.71	91,832.67	0.00	91,832.67
01 2610 431 006	OP OF BLDGS - REPAIRS & MAINT AP	59,566.00	2,295.00	4,189.30	17.47	55,376.70	6,219.48	49,157.22
01 2610 431 007	OP OF BLDGS - REPAIRS & MAINT SE	54,204.00	17,291.05	19,031.87	45.70	35,172.13	5,739.00	29,433.13
01 2610 431 008	OP OF BLDGS - REPAIRS & MAINT BSMS	15,753.00	547.84	547.84	3.48	15,205.16	0.00	15,205.16
01 2610 440 000	OP OF BLDGS - RENTALS DIST	189,657.00	17,763.07	36,283.05	19.13	153,373.95	0.00	153,373.95
01 2610 440 001	OP OF BLDGS - RENTALS BHS	0.00	0.00	0.00	0.00	0.00	0.00	0.00
01 2610 440 002	OP OF BLDGS - RENTALS BE	553.00	42.00	84.00	15.19	469.00	0.00	469.00
01 2610 440 003	OP OF BLDGS - RENTALS PC	0.00	0.00	0.00	0.00	0.00	0.00	0.00
01 2610 440 004	OP OF BLDGS - RENTALS HE	0.00	0.00	0.00	0.00	0.00	0.00	0.00
01 2610 440 005	OP OF BLDGS - RENTALS BMS	0.00	0.00	0.00	0.00	0.00	0.00	0.00
01 2610 440 006	OP OF BLDGS - RENTALS AP	951.00	0.00	0.00	0.00	951.00	0.00	951.00
01 2610 440 007	OP OF BLDGS - RENTALS SE	0.00	0.00	0.00	0.00	0.00	0.00	0.00
01 2610 440 008	OP OF BLDGS - RENTALS BSMS	0.00	0.00	0.00	0.00	0.00	0.00	0.00
01 2610 520 000	OP OF BLDGS - LIABILITY INS DIST	0.00	0.00	0.00	0.00	0.00	0.00	0.00
01 2610 520 001	OP OF BLDGS - LIABILITY INS BHS	54,502.00	0.00	0.00	0.00	54,502.00	0.00	54,502.00
01 2610 520 002	OP OF BLDGS - LIABILITY INS BE	54,502.00	0.00	0.00	0.00	54,502.00	0.00	54,502.00
01 2610 520 003	OP OF BLDGS - LIABILITY INS PC	54,502.00	0.00	0.00	0.00	54,502.00	0.00	54,502.00
01 2610 520 004	OP OF BLDGS - LIABILITY INS HE	54,502.00	0.00	0.00	0.00	54,502.00	0.00	54,502.00
01 2610 520 005	OP OF BLDGS - LIABILITY INS BMS	54,502.00	0.00	0.00	0.00	54,502.00	0.00	54,502.00
01 2610 520 006	OP OF BLDGS - LIABILITY INS AP	54,502.00	0.00	0.00	0.00	54,502.00	0.00	54,502.00
01 2610 520 007	OP OF BLDGS - LIABILITY INS SE	54,502.00	0.00	0.00	0.00	54,502.00	0.00	54,502.00
01 2610 520 008	OP OF BLDGS - LIABILITY INS BSMS	54,502.00	0.00	0.00	0.00	54,502.00	0.00	54,502.00
01 2610 530 000	OP OF BLDGS - TELEPHONE DIST	0.00	0.00	0.00	0.00	0.00	0.00	0.00
01 2610 530 001	OP OF BLDGS - TELEPHONE BHS	0.00	0.00	0.00	0.00	0.00	0.00	0.00
01 2610 530 002	OP OF BLDGS - TELEPHONE BE	0.00	0.00	0.00	0.00	0.00	0.00	0.00
01 2610 530 003	OP OF BLDGS - TELEPHONE PC	0.00	0.00	0.00	0.00	0.00	0.00	0.00
01 2610 530 004	OP OF BLDGS - TELEPHONE HE	0.00	0.00	0.00	0.00	0.00	0.00	0.00
01 2610 530 005	OP OF BLDGS - TELEPHONE BMS	0.00	0.00	0.00	0.00	0.00	0.00	0.00
01 2610 530 006	OP OF BLDGS - TELEPHONE AP	0.00	0.00	0.00	0.00	0.00	0.00	0.00
01 2610 530 007	OP OF BLDGS - TELEPHONE SE	0.00	0.00	0.00	0.00	0.00	0.00	0.00
01 2610 530 008	OP OF BLDGS - TELEPHONE BSMS	0.00	0.00	0.00	0.00	0.00	0.00	0.00
01 2610 531 000	OP OF BLDGS - POSTAGE DIST	27,633.00	0.00	0.00	0.00	27,633.00	0.00	27,633.00
01 2610 580 000	OP OF BLDGS - TRAVEL & MILEAGE DIST	0.00	0.00	0.00	0.00	0.00	0.00	0.00
01 2610 580 001	OP OF BLDGS - TRAVEL & MILEAGE BHS	239.00	22.77	43.65	18.26	195.35	0.00	195.35
01 2610 580 002	OP OF BLDGS - TRAVEL & MILEAGE BE	1,068.00	156.10	233.62	21.87	834.38	0.00	834.38
01 2610 580 003	OP OF BLDGS - TRAVEL & MILEAGE PC	1,559.00	212.80	389.12	24.96	1,169.88	0.00	1,169.88
01 2610 580 004	OP OF BLDGS - TRAVEL & MILEAGE HE	409.00	0.00	43.00	10.51	366.00	0.00	366.00
01 2610 580 005	OP OF BLDGS - TRAVEL & MILEAGE BMS	923.00	57.76	163.76	17.74	759.24	0.00	759.24
01 2610 580 006	OP OF BLDGS - TRAVEL & MILEAGE AP	198.00	0.00	0.00	0.00	198.00	0.00	198.00
01 2610 580 007	OP OF BLDGS - TRAVEL & MILEAGE SE	0.00	57.91	57.91	0.00	(57.91)	0.00	(57.91)

Account Number	Account Description	Revised Budget	Expended During Month	Expenditures to Date	% of Budget	Balance at EOM	P/ O Outstanding	Unencumbered Balance
01 2610 580 008	OP OF BLDGS - TRAVEL & MILEAGE BSMS	1,492.00	61.56	143.64	9.63	1,348.36	0.00	1,348.36
01 2610 610 000	OP OF BLDGS - SUPPLIES DIST	18,818.00	773.42	1,029.13	5.47	17,788.87	0.00	17,788.87
01 2610 610 001	OP OF BLDGS - SUPPLIES BHS	66,825.00	3,680.33	5,184.02	7.76	61,640.98	0.00	61,640.98
01 2610 610 002	OP OF BLDGS - SUPPLIES BE	22,683.00	5,682.58	5,801.23	25.58	16,881.77	0.00	16,881.77
01 2610 610 003	OP OF BLDGS - SUPPLIES PC	21,592.00	893.93	893.93	7.26	20,698.07	673.88	20,024.19
01 2610 610 004	OP OF BLDGS - SUPPLIES HE	23,493.00	1,413.65	1,361.76	5.80	22,131.24	0.00	22,131.24
01 2610 610 005	OP OF BLDGS - SUPPLIES BMS	25,876.00	1,575.66	2,248.41	8.69	23,627.59	0.00	23,627.59
01 2610 610 006	OP OF BLDGS - SUPPLIES AP	20,523.00	115.99	1,396.01	6.80	19,126.99	0.00	19,126.99
01 2610 610 007	OP OF BLDGS - SUPPLIES SE	17,307.00	1,010.84	1,010.84	5.84	16,296.16	0.00	16,296.16
01 2610 610 008	OP OF BLDGS - SUPPLIES BSMS	98,119.00	2,203.48	5,189.55	7.42	92,929.45	2,088.00	90,841.45
01 2610 621 000	OP OF BLDGS - UTILITY ENERGY DIST	35,764.00	2,723.00	4,925.49	13.77	30,838.51	0.00	30,838.51
01 2610 621 001	OP OF BLDGS - UTILITY ENERGY BHS	330,154.00	24,862.26	45,716.26	13.85	284,437.74	0.00	284,437.74
01 2610 621 002	OP OF BLDGS - UTILITY ENERGY BE	134,898.00	10,550.00	17,235.00	12.78	117,663.00	0.00	117,663.00
01 2610 621 003	OP OF BLDGS - UTILITY ENERGY PC	110,156.00	8,195.00	14,395.00	13.07	95,761.00	0.00	95,761.00
01 2610 621 004	OP OF BLDGS - UTILITY ENERGY HE	103,010.00	8,116.00	14,585.00	14.16	88,425.00	0.00	88,425.00
01 2610 621 005	OP OF BLDGS - UTILITY ENERGY BMS	153,261.00	11,146.00	20,461.00	13.35	132,800.00	0.00	132,800.00
01 2610 621 006	OP OF BLDGS - UTILITY ENERGY AP	100,316.00	7,961.00	13,102.00	13.06	87,214.00	0.00	87,214.00
01 2610 621 007	OP OF BLDGS - UTILITY ENERGY SE	123,161.00	8,752.00	15,682.00	12.73	107,479.00	0.00	107,479.00
01 2610 621 008	OP OF BLDGS - UTILITY ENERGY BSMS	213,664.00	15,469.00	27,867.00	13.04	185,797.00	0.00	185,797.00
01 2610 626 000	OP OF BLDGS - GAS & OIL DIST	11,519.00	1,394.52	2,103.86	18.26	9,415.14	0.00	9,415.14
01 2610 733 000	OP OF BLDGS - FURN & EQUIP DIST	62,257.00	0.00	0.00	0.00	62,257.00	0.00	62,257.00
01 2610 733 001	OP OF BLDGS - FURN & EQUIP BHS	0.00	0.00	0.00	0.00	0.00	0.00	0.00
01 2610 733 002	OP OF BLDGS - FURN & EQUIP BE	1,622.00	0.00	0.00	0.00	1,622.00	0.00	1,622.00
01 2610 733 003	OP OF BLDGS - FURN & EQUIP PC	0.00	0.00	0.00	0.00	0.00	0.00	0.00
01 2610 733 004	OP OF BLDGS - FURN & EQUIP HE	0.00	0.00	0.00	0.00	0.00	0.00	0.00
01 2610 733 005	OP OF BLDGS - FURN & EQUIP BMS	0.00	0.00	0.00	0.00	0.00	0.00	0.00
01 2610 733 006	OP OF BLDGS - FURN & EQUIP AP	4,264.00	0.00	0.00	0.00	4,264.00	0.00	4,264.00
01 2610 733 007	OP OF BLDGS - FURN & EQUIP SE	1,071.00	375.96	498.28	46.52	572.72	0.00	572.72
01 2610 733 008	OP OF BLDGS - FURN & EQUIP BSMS	0.00	0.00	0.00	0.00	0.00	0.00	0.00
01 2610 810 000	OP OF BLDGS - DUES & FEES DIST	16,426.00	0.00	0.00	0.00	16,426.00	0.00	16,426.00
01 2610 810 001	OP OF BLDGS - DUES & FEES BHS	416.00	0.00	0.00	0.00	416.00	0.00	416.00
01 2610 810 002	OP OF BLDGS - DUES & FEES BE	415.00	0.00	0.00	0.00	415.00	0.00	415.00
01 2610 810 003	OP OF BLDGS - DUES & FEES PC	318.00	0.00	0.00	0.00	318.00	0.00	318.00
01 2610 810 004	OP OF BLDGS - DUES & FEES HE	335.00	0.00	0.00	0.00	335.00	0.00	335.00
01 2610 810 005	OP OF BLDGS - DUES & FEES BMS	40.00	0.00	0.00	0.00	40.00	0.00	40.00
01 2610 810 006	OP OF BLDGS - DUES & FEES AP	216.00	0.00	0.00	0.00	216.00	0.00	216.00
01 2610 810 007	OP OF BLDGS - DUES & FEES SE	344.00	0.00	50.00	14.53	294.00	0.00	294.00
01 2610 810 008	OP OF BLDGS - DUES & FEES BSMS	40.00	0.00	0.00	0.00	40.00	0.00	40.00
01 2610 890 000	OP OF BLDGS - OTHER MISC DIST	0.00	0.00	0.00	0.00	0.00	0.00	0.00
01 2610 890 001	OP OF BLDGS - OTHER MISC BHS	0.00	0.00	0.00	0.00	0.00	0.00	0.00
01 2610 890 002	OP OF BLDGS - OTHER MISC BE	0.00	0.00	0.00	0.00	0.00	0.00	0.00
01 2610 890 003	OP OF BLDGS - OTHER MISC PC	164.00	25.00	25.00	15.24	139.00	0.00	139.00
01 2610 890 004	OP OF BLDGS - OTHER MISC HE	0.00	96.00	96.00	0.00	(96.00)	0.00	(96.00)
01 2610 890 005	OP OF BLDGS - OTHER MISC BMS	0.00	0.00	0.00	0.00	0.00	0.00	0.00
01 2610 890 006	OP OF BLDGS - OTHER MISC AP	0.00	0.00	0.00	0.00	0.00	0.00	0.00
01 2610 890 007	OP OF BLDGS - OTHER MISC SE	0.00	0.00	0.00	0.00	0.00	0.00	0.00
01 2610 890 008	OP OF BLDGS - OTHER MISC BSMS	0.00	0.00	0.00	0.00	0.00	0.00	0.00
2610 OP OF BLDGS		4,601,714.00	303,804.60	516,898.24	11.89	4,084,815.76	30,238.35	4,054,577.41
2620 MAINT OF BLDGS								
01 2620 340 000	MAINT OF BLDGS - CONTR SERVICES DIST	218,535.00	3,291.82	6,179.11	2.83	212,355.89	0.00	212,355.89
01 2620 340 001	MAINT OF BLDGS - CONTR SERVICES BHS	43,376.00	10,580.71	12,605.43	38.79	30,770.57	4,222.25	26,548.32
01 2620 340 002	MAINT OF BLDGS - CONTR SERVICES BE	253,585.00	1,537.37	3,120.51	1.23	250,464.49	0.00	250,464.49
01 2620 340 003	MAINT OF BLDGS - CONTR SERVICES PC	45,347.00	6,558.11	9,060.62	58.30	36,286.38	17,377.79	18,908.59
01 2620 340 004	MAINT OF BLDGS - CONTR SERVICES HE	112,872.00	1,008.55	6,900.78	6.11	105,971.22	0.00	105,971.22
01 2620 340 005	MAINT OF BLDGS - CONTR SERVICES BMS	47,652.00	5,662.59	6,972.66	14.63	40,679.34	0.00	40,679.34

Account Number	Account Description	Revised Budget	Expended During Month	Expenditures to Date	% of Budget	Balance at EOM	P/ O Outstanding	Unencumbered Balance
01 2620 340 006	MAINT OF BLDGS - CONTR SERVICES AP	28,791.00	1,004.38	2,151.79	7.47	26,639.21	0.00	26,639.21
01 2620 340 007	MAINT OF BLDGS - CONTR SERVICES SE	22,062.00	855.53	1,931.66	8.76	20,130.34	0.00	20,130.34
01 2620 340 008	MAINT OF BLDGS - CONTR SERVICES BSMS	36,600.00	1,351.35	2,822.00	7.71	33,778.00	0.00	33,778.00
01 2620 420 000	MAINT OF BLDGS - CLEANING SERVICES DIST	19,419.00	1,359.00	2,718.00	14.00	16,701.00	0.00	16,701.00
01 2620 420 001	MAINT OF BLDGS - CLEANING SERVICES BHS	276,437.00	20,999.36	42,257.97	15.29	234,179.03	0.00	234,179.03
01 2620 420 002	MAINT OF BLDGS - CLEANING SERVICES BE	99,859.00	7,299.52	14,599.04	14.62	85,259.96	0.00	85,259.96
01 2620 420 003	MAINT OF BLDGS - CLEANING SERVICES PC	100,165.00	7,551.79	15,103.58	15.08	85,061.42	0.00	85,061.42
01 2620 420 004	MAINT OF BLDGS - CLEANING SERVICES HE	93,258.00	7,030.98	14,061.96	15.08	79,196.04	0.00	79,196.04
01 2620 420 005	MAINT OF BLDGS - CLEANING SERVICES BMS	116,140.00	8,756.17	17,512.34	15.08	98,627.66	0.00	98,627.66
01 2620 420 006	MAINT OF BLDGS - CLEANING SERVICES AP	103,943.00	7,836.61	15,673.22	15.08	88,269.78	0.00	88,269.78
01 2620 420 007	MAINT OF BLDGS - CLEANING SERVICES SE	94,229.00	7,104.22	14,208.44	15.08	80,020.56	0.00	80,020.56
01 2620 420 008	MAINT OF BLDGS - CLEANING SERVICES BSMS	181,981.00	13,720.18	27,440.36	15.08	154,540.64	0.00	154,540.64
01 2620 431 000	MAINT OF BLDGS - REPAIRS & MAINT DIST	38,781.00	2,507.80	2,507.80	6.47	36,273.20	0.00	36,273.20
01 2620 490 000	MAINT OF BLDGS - OTHER PROP SERV DIST	2,036.00	66.68	316.74	15.56	1,719.26	0.00	1,719.26
01 2620 490 001	MAINT OF BLDGS - OTHER PROP SERV BHS	0.00	0.00	13,997.04	0.00	(13,997.04)	0.00	(13,997.04)
01 2620 490 002	MAINT OF BLDGS - OTHER PROP SERV BE	947.00	0.00	0.00	0.00	947.00	0.00	947.00
01 2620 490 003	MAINT OF BLDGS - OTHER PROP SERV PC	90.00	0.00	0.00	0.00	90.00	0.00	90.00
01 2620 490 004	MAINT OF BLDGS - OTHER PROP SERV HE	0.00	0.00	0.00	0.00	0.00	0.00	0.00
01 2620 490 005	MAINT OF BLDGS - OTHER PROP SERV BMS	133.00	0.00	0.00	0.00	133.00	0.00	133.00
01 2620 490 006	MAINT OF BLDGS - OTHER PROP SERV AP	130.00	0.00	0.00	0.00	130.00	0.00	130.00
01 2620 490 007	MAINT OF BLDGS - OTHER PROP SERV SE	0.00	0.00	0.00	0.00	0.00	0.00	0.00
01 2620 490 008	MAINT OF BLDGS - OTHER PROP SERV BSMS	531.00	0.00	0.00	0.00	531.00	0.00	531.00
2620 MAINT OF BLDGS		1,936,899.00	116,082.72	232,141.05	13.10	1,704,757.95	21,600.04	1,683,157.91
2660 SECURITY								
01 2660 340 000	SECURITY - OTHER PROF SERVICES DIST	64,774.00	0.00	0.00	0.00	64,774.00	0.00	64,774.00
01 2660 340 001	SECURITY - OTHER PROF SERVICES BHS	916.00	0.00	0.00	0.00	916.00	0.00	916.00
01 2660 340 002	SECURITY - OTHER PROF SERVICES BE	783.00	0.00	0.00	0.00	783.00	0.00	783.00
01 2660 340 003	SECURITY - OTHER PROF SERVICES PC	650.00	0.00	0.00	0.00	650.00	0.00	650.00
01 2660 340 004	SECURITY - OTHER PROF SERVICES HE	650.00	0.00	0.00	0.00	650.00	0.00	650.00
01 2660 340 005	SECURITY - OTHER PROF SERVICES BMS	783.00	0.00	0.00	0.00	783.00	0.00	783.00
01 2660 340 006	SECURITY - OTHER PROF SERVICES AP	650.00	0.00	0.00	0.00	650.00	0.00	650.00
01 2660 340 007	SECURITY - OTHER PROF SERVICES SE	650.00	0.00	0.00	0.00	650.00	0.00	650.00
01 2660 340 008	SECURITY - OTHER PROF SERVICES BSMS	1,115.00	0.00	0.00	0.00	1,115.00	0.00	1,115.00
01 2660 431 000	SECURITY - REPAIRS & MAINT DIST	0.00	0.00	0.00	0.00	0.00	0.00	0.00
01 2660 431 001	SECURITY - REPAIRS & MAINT BHS	630.00	0.00	0.00	0.00	630.00	0.00	630.00
01 2660 431 002	SECURITY - REPAIRS & MAINT BE	0.00	0.00	0.00	0.00	0.00	0.00	0.00
01 2660 431 003	SECURITY - REPAIRS & MAINT PC	0.00	0.00	0.00	0.00	0.00	0.00	0.00
01 2660 431 004	SECURITY - REPAIRS & MAINT HE	0.00	0.00	0.00	0.00	0.00	0.00	0.00
01 2660 431 005	SECURITY - REPAIRS & MAINT BMS	0.00	0.00	0.00	0.00	0.00	0.00	0.00
01 2660 431 006	SECURITY - REPAIRS & MAINT AP	0.00	0.00	0.00	0.00	0.00	0.00	0.00
01 2660 431 007	SECURITY - REPAIRS & MAINT SE	0.00	0.00	0.00	0.00	0.00	0.00	0.00
01 2660 431 008	SECURITY - REPAIRS & MAINT BSMS	0.00	0.00	0.00	0.00	0.00	0.00	0.00
01 2660 590 000	SECURITY - PURCHASED SERVICES DIST	34,555.00	0.00	0.00	0.00	34,555.00	0.00	34,555.00
01 2660 590 001	SECURITY - PURCHASED SERVICES BHS	0.00	0.00	0.00	0.00	0.00	0.00	0.00
01 2660 590 002	SECURITY - PURCHASED SERVICES BE	0.00	0.00	0.00	0.00	0.00	0.00	0.00
01 2660 590 003	SECURITY - PURCHASED SERVICES PC	0.00	0.00	0.00	0.00	0.00	0.00	0.00
01 2660 590 004	SECURITY - PURCHASED SERVICES HE	0.00	0.00	0.00	0.00	0.00	0.00	0.00
01 2660 590 005	SECURITY - PURCHASED SERVICES BMS	764.00	0.00	0.00	0.00	764.00	0.00	764.00
01 2660 590 006	SECURITY - PURCHASED SERVICES AP	0.00	0.00	0.00	0.00	0.00	0.00	0.00
01 2660 590 007	SECURITY - PURCHASED SERVICES SE	0.00	0.00	0.00	0.00	0.00	0.00	0.00
01 2660 590 008	SECURITY - PURCHASED SERVICES BSMS	514.00	0.00	0.00	0.00	514.00	0.00	514.00
01 2660 610 000	SECURITY - SUPPLIES DIST	0.00	545.00	545.00	0.00	(545.00)	88.80	(633.80)
01 2660 610 001	SECURITY - SUPPLIES BHS	0.00	0.00	0.00	0.00	0.00	0.00	0.00
01 2660 610 002	SECURITY - SUPPLIES BE	0.00	0.00	0.00	0.00	0.00	0.00	0.00
01 2660 610 003	SECURITY - SUPPLIES PC	0.00	0.00	0.00	0.00	0.00	0.00	0.00

Account Number	Account Description	Revised Budget	Expended During Month	Expenditures to Date	% of Budget	Balance at EOM	P/ O Outstanding	Unencumbered Balance
01 2660 610 004	SECURITY - SUPPLIES HE	0.00	0.00	0.00	0.00	0.00	0.00	0.00
01 2660 610 005	SECURITY - SUPPLIES BMS	0.00	0.00	0.00	0.00	0.00	0.00	0.00
01 2660 610 006	SECURITY - SUPPLIES AP	0.00	0.00	0.00	0.00	0.00	0.00	0.00
01 2660 610 007	SECURITY - SUPPLIES SE	0.00	0.00	0.00	0.00	0.00	0.00	0.00
01 2660 610 008	SECURITY - SUPPLIES BSMS	259.00	0.00	0.00	0.00	259.00	0.00	259.00
01 2660 733 000	SECURITY - FURN & FIXTURES DIST	0.00	0.00	0.00	0.00	0.00	0.00	0.00
01 2660 733 001	SECURITY - FURN & FIXTURES BHS	0.00	0.00	0.00	0.00	0.00	0.00	0.00
01 2660 733 002	SECURITY - FURN & FIXTURES BE	0.00	0.00	0.00	0.00	0.00	0.00	0.00
01 2660 733 003	SECURITY - FURN & FIXTURES PC	0.00	0.00	0.00	0.00	0.00	0.00	0.00
01 2660 733 004	SECURITY - FURN & FIXTURES HE	0.00	0.00	0.00	0.00	0.00	0.00	0.00
01 2660 733 005	SECURITY - FURN & FIXTURES BMS	0.00	0.00	0.00	0.00	0.00	0.00	0.00
01 2660 733 006	SECURITY - FURN & FIXTURES AP	0.00	0.00	0.00	0.00	0.00	0.00	0.00
01 2660 733 007	SECURITY - FURN & FIXTURES SE	0.00	0.00	0.00	0.00	0.00	0.00	0.00
01 2660 733 008	SECURITY - FURN & FIXTURES BSMS	0.00	0.00	0.00	0.00	0.00	0.00	0.00
2660 SECURITY		107,693.00	545.00	545.00	0.59	107,148.00	88.80	107,059.20
2710 REGULAR PUPIL TRANSPORTATION								
01 2710 110 000	REG TRANSP - SALARIES NON-INSTR	360,586.00	38,556.24	64,574.02	17.91	296,011.98	0.00	296,011.98
01 2710 116 000	REG TRANSP - SALARIES PROF NON-CERT DIST	56,966.00	4,873.14	9,746.28	17.11	47,219.72	0.00	47,219.72
01 2710 120 000	REG TRANSP - SUBS NON-INSTR	0.00	0.00	0.00	0.00	0.00	0.00	0.00
01 2710 130 000	REG TRANSP - OT SALARIES NON-INSTR	12,383.00	926.89	2,624.89	21.20	9,758.11	0.00	9,758.11
01 2710 150 000	REG TRANSP - ADD'L COMP NON-INSTR	1,728.00	3.09	6.18	0.36	1,721.82	0.00	1,721.82
01 2710 156 000	REG TRANSP - ADD'L COMP PROF NON-CERT DIST	0.00	0.00	0.00	0.00	0.00	0.00	0.00
01 2710 210 000	REG TRANSP - GROUP INS NON-INSTR	13,527.00	1,468.39	2,622.40	19.39	10,904.60	0.00	10,904.60
01 2710 216 000	REG TRANSP - GROUP INS PROF NON-CERT DIST	0.00	37.40	74.80	0.00	(74.80)	0.00	(74.80)
01 2710 220 000	REG TRANSP - SOC SEC NON-INSTR	28,877.00	3,053.22	5,207.66	18.03	23,669.34	0.00	23,669.34
01 2710 226 000	REG TRANSP - SOC SEC PROF NON-CERT STAFF DIST	4,558.00	382.08	764.16	16.77	3,793.84	0.00	3,793.84
01 2710 230 000	REG TRANSP - RETIREMENT NON-INSTR	26,704.00	2,715.12	4,620.67	17.30	22,083.33	0.00	22,083.33
01 2710 236 000	REG TRANSP - RET PROF NON-CERT STAFF DIST	4,186.00	356.84	713.68	17.05	3,472.32	0.00	3,472.32
01 2710 237 000	REG TRANSP - INCR RET CONTR	2,955.00	0.00	0.00	0.00	2,955.00	0.00	2,955.00
01 2710 280 000	REG TRANSP - HEALTH BEN NON-INSTR DIST	3,544.00	517.19	1,034.38	29.19	2,509.62	0.00	2,509.62
01 2710 286 000	REG TRANSP - HEALTH BEN PROF NON-CERT STAFF DIST	2,658.00	125.00	250.00	9.41	2,408.00	0.00	2,408.00
01 2710 332 000	REG TRANSP - MILEAGE TO PARENTS	4,471.00	0.00	0.00	0.00	4,471.00	0.00	4,471.00
01 2710 340 000	REG TRANSP - OTHER PROF SERVICES	0.00	0.00	0.00	0.00	0.00	0.00	0.00
01 2710 490 000	REG TRANSP - REPAIRS & MAINT	154,410.00	3,884.11	9,137.97	6.23	145,272.03	478.13	144,793.90
01 2710 510 000	REG TRANSP - CONTR STUDENT TRANSP	0.00	0.00	0.00	0.00	0.00	0.00	0.00
01 2710 510 001	REG TRANSP - CONTR STUDENT TRANSP BHS	0.00	0.00	0.00	0.00	0.00	0.00	0.00
01 2710 519 000	REG TRANSP - ST TRANSP OTHER SOURCES	442,461.00	17,118.81	19,163.88	4.33	423,297.12	0.00	423,297.12
01 2710 519 001	REG TRANSP - ST TRANSP OTHER SOURCES BHS	12,624.00	4,041.08	6,914.74	54.77	5,709.26	0.00	5,709.26
01 2710 610 000	REG TRANSP - SUPPLIES	61,537.00	6,807.73	9,725.76	17.99	51,811.24	1,343.68	50,467.56
01 2710 626 000	REG TRANSP - GAS & OIL	116,470.00	15,976.29	19,863.05	17.08	96,606.95	30.01	96,576.94
01 2710 732 000	REG TRANSP - VEHICLE ACQUISITION	207,675.00	0.00	0.00	0.00	207,675.00	0.00	207,675.00
01 2710 810 000	REG TRANSP - DUES & FEES	13,059.00	1,510.95	16,796.80	128.62	(3,737.80)	0.00	(3,737.80)
01 2710 890 000	REG TRANSP - OTHER MISC	0.00	0.00	0.00	0.00	0.00	0.00	0.00
2710 REGULAR PUPIL TRANSPORTATION		1,531,379.00	102,353.57	173,841.32	11.47	1,357,537.68	1,851.82	1,355,685.86
2712 SCHOOL AGE SPEC ED TRANSPORT								
01 2712 110 000	SPED TRANSP - SALARIES NON-INSTR	243,918.00	27,622.20	45,964.14	18.84	197,953.86	0.00	197,953.86
01 2712 112 000	SPED TRANSP - SALARIES INSTR AIDES	14,744.00	1,719.65	2,872.77	19.48	11,871.23	0.00	11,871.23
01 2712 116 000	SPED TRANSP - SAL PROF NON-CERT STAFF DIST	15,191.00	1,299.51	2,599.02	17.11	12,591.98	0.00	12,591.98
01 2712 120 000	SPED TRANSP - SUB NON-INSTR	0.00	0.00	0.00	0.00	0.00	0.00	0.00
01 2712 130 000	SPED TRANSP - OT SALARIES NON-INSTR	4,238.00	350.12	832.06	19.63	3,405.94	0.00	3,405.94
01 2712 150 000	SPED TRANSP - ADD'L COMP NON-INSTR	1,065.00	47.90	95.80	9.00	969.20	0.00	969.20
01 2712 152 000	SPED TRANSP - ADD'L COMP INSTR AIDES	0.00	2.96	5.92	0.00	(5.92)	0.00	(5.92)
01 2712 156 000	SPED TRANSP - ADD'L COMP PROF NON-CERT DIST	0.00	0.00	0.00	0.00	0.00	0.00	0.00
01 2712 210 000	SPED TRANSP - GROUP INS NON-INSTR	15,963.00	788.74	1,552.35	9.72	14,410.65	0.00	14,410.65

Account Number	Account Description	Revised Budget	Expended During Month	Expenditures to Date	% of Budget	Balance at EOM	P/ O Outstanding	Unencumbered Balance
01 2712 212 000	SPED TRANSP - GROUP INS INSTR AIDES	4,518.00	365.19	730.36	16.17	3,787.64	0.00	3,787.64
01 2712 216 000	SPED TRANSP - GROUP INS PROF NON-CERT DIST	0.00	9.98	19.96	0.00	(19.96)	0.00	(19.96)
01 2712 220 000	SPED TRANSP - SOC SEC NON-INSTR	20,141.00	2,224.97	3,750.09	18.62	16,390.91	0.00	16,390.91
01 2712 222 000	SPED TRANSP - SOC SEC INSTR AIDES	1,127.00	131.78	220.20	19.54	906.80	0.00	906.80
01 2712 226 000	SPED TRANSP - SOC SEC PROF NON-CERT STAFF DIST	1,216.00	99.34	198.68	16.34	1,017.32	0.00	1,017.32
01 2712 230 000	SPED TRANSP - RETIREMENT NON-INSTR	18,279.00	2,048.18	3,426.46	18.75	14,852.54	0.00	14,852.54
01 2712 232 000	SPED TRANSP - RETIREMENT INSTR AIDES	1,084.00	125.92	210.36	19.41	873.64	0.00	873.64
01 2712 236 000	SPED TRANSP - RET PROF NON-CERT STAFF DIST	1,117.00	95.16	190.32	17.04	926.68	0.00	926.68
01 2712 237 000	SPED TRANSP - INCR RET CONTR	1,985.00	0.00	0.00	0.00	1,985.00	0.00	1,985.00
01 2712 280 000	SPED TRANSP - HEALTH BEN NON-INSTR	14,209.00	1,071.25	2,142.50	15.08	12,066.50	0.00	12,066.50
01 2712 286 000	SPED TRANSP - HEALTH BEN PROF NON-CERT STAFF DIST	709.00	0.00	0.00	0.00	709.00	0.00	709.00
01 2712 332 000	SPED TRANSP - MILEAGE TO PARENTS	9,593.00	1,094.40	1,860.48	19.39	7,732.52	0.00	7,732.52
01 2712 334 000	SPED TRANSP - MILEAGE TO OTHER	509.00	0.00	0.00	0.00	509.00	0.00	509.00
01 2712 490 000	SPED TRANSP - REPAIRS & MAINT	47,964.00	90.68	2,985.64	6.25	44,978.36	11.37	44,966.99
01 2712 519 000	SPED TRANSP - ST TRANSP OTHER SOURCES	76,216.00	20,316.25	27,449.67	36.02	48,766.33	0.00	48,766.33
01 2712 610 000	SPED TRANSP - SUPPLIES	0.00	0.00	0.00	0.00	0.00	0.00	0.00
01 2712 626 000	SPED TRANSP - GAS & OIL	33,091.00	5,343.36	6,101.63	18.44	26,989.37	0.00	26,989.37
01 2712 732 000	SPED TRANSP - VEHICLE ACQUISITION	0.00	0.00	0.00	0.00	0.00	0.00	0.00
01 2712 890 000	SPED TRANSP - OTHER MISC	0.00	0.00	0.00	0.00	0.00	0.00	0.00
2712	SCHOOL AGE SPEC ED TRANSPORT	526,877.00	64,847.54	103,208.41	19.59	423,668.59	11.37	423,657.22
2713	BELOW AGE 5 SPEC ED PUPIL TRANS							
01 2713 110 000	BELOW 5 SPED TRANS - SALARIES NON-INSTR DIST	2,153.00	180.78	342.57	15.91	1,810.43	0.00	1,810.43
01 2713 116 000	BELOW 5 SPED TRANS - SALARIES PROF NON-CERT STAFF DIST	3,798.00	324.88	649.76	17.11	3,148.24	0.00	3,148.24
01 2713 130 000	BELOW 5 SPED TRANS - OT SALARIES NON-INSTR DIST	481.00	50.00	152.23	31.65	328.77	0.00	328.77
01 2713 150 000	BELOW 5 SPED TRANS - ADD'L COMP NON-INSTR DIST	0.00	0.00	0.00	0.00	0.00	0.00	0.00
01 2713 156 000	BELOW 5 SPED TRANS - ADD'L COMP PROF NON-CERT DIST	0.00	0.00	0.00	0.00	0.00	0.00	0.00
01 2713 210 000	BELOW 5 SPED TRANS - GROUP INS NON-INSTR DIST	0.00	0.08	0.17	0.00	(0.17)	0.00	(0.17)
01 2713 216 000	BELOW 5 SPED TRANS - GROUP INS PROF NON-CERT DIST	0.00	2.48	4.96	0.00	(4.96)	0.00	(4.96)
01 2713 220 000	BELOW 5 SPED TRANS - SOC SEC NON-INSTR DIST	220.00	19.04	40.61	18.46	179.39	0.00	179.39
01 2713 226 000	BELOW 5 SPED TRANS - SOC SEC PROF NON-CERT STAFF DIST	304.00	24.84	49.68	16.34	254.32	0.00	254.32
01 2713 230 000	BELOW 5 SPED TRANS - RETIREMENT NON-INSTR DIST	194.00	16.87	36.18	18.65	157.82	0.00	157.82
01 2713 236 000	BELOW 5 SPED TRANS - RETIREMENT PROF NON-CERT STAFF DIST	280.00	23.78	47.56	16.99	232.44	0.00	232.44
01 2713 237 000	BELOW 5 SPED TRANS - INCR RET CONTR DIST	42.00	0.00	0.00	0.00	42.00	0.00	42.00
01 2713 280 000	BELOW 5 SPED TRANS - HEALTH BEN NON-INSTR DIST	237.00	17.81	35.62	15.03	201.38	0.00	201.38
01 2713 286 000	BELOW 5 SPED TRANS - HEALTH BEN PROF NON-CERT STAFF DIST	178.00	0.00	0.00	0.00	178.00	0.00	178.00
01 2713 334 000	BELOW 5 SPED TRANS - MILEAGE TO OTHER	94.00	0.00	0.00	0.00	94.00	0.00	94.00
2713	BELOW AGE 5 SPEC ED PUPIL TRANS	7,981.00	660.56	1,359.34	17.03	6,621.66	0.00	6,621.66
2730	VEHICLE SERV & MAINT REG ED							
01 2730 110 000	VEH SERV MAINT REG - SALARIES NON-INSTR DIST	11,314.00	4,744.08	9,012.47	79.66	2,301.53	0.00	2,301.53
01 2730 130 000	VEH SERV MAINT REG - OT SALARIES NON-INSTR DIST	355.00	321.88	1,108.93	312.37	(753.93)	0.00	(753.93)
01 2730 150 000	VEH SERV MAINT REG - ADD'L COMP NON-INSTR DIST	0.00	0.00	0.00	0.00	0.00	0.00	0.00
01 2730 210 000	VEH SERV MAINT REG - GROUP INS NON-INSTR DIST	2,269.00	733.57	1,467.14	64.66	801.86	0.00	801.86
01 2730 220 000	VEH SERV MAINT REG - SOC SEC NON-INSTR DIST	894.00	387.19	773.57	86.53	120.43	0.00	120.43
01 2730 230 000	VEH SERV MAINT REG - RETIREMENT NON-INSTR DIST	855.00	370.96	741.15	86.68	113.85	0.00	113.85
01 2730 237 000	VEH SERV MAINT REG - INCR RET CONTR DIST	0.00	0.00	0.00	0.00	0.00	0.00	0.00
01 2730 280 000	VEH SERV MAINT REG - HEALTH BEN NON-INSTR DIST	0.00	0.00	0.00	0.00	0.00	0.00	0.00
2730	VEHICLE SERV & MAINT REG ED	15,687.00	6,557.68	13,103.26	83.53	2,583.74	0.00	2,583.74
2732	VEHICLE SERV & MAINT SPED SA							
01 2732 110 000	VEH SERV MAINT SPED SA - SAL NON-INSTR DIST	3,017.00	1,265.09	2,403.33	79.66	613.67	0.00	613.67

Account Number	Account Description	Revised Budget	Expended During Month	Expenditures to Date	% of Budget	Balance at EOM	P/ O Outstanding	Unencumbered Balance
01 2732 130 000	VEH SERV MAINT SPED SA - OT SAL NON-INSTR DIST	95.00	85.83	295.71	311.27	(200.71)	0.00	(200.71)
01 2732 150 000	VEH SERV MAINT SPED SA - ADD'L COMP NON-INSTR DIST	0.00	0.00	0.00	0.00	0.00	0.00	0.00
01 2732 210 000	VEH SERV MAINT SPED SA - GROUP INS NON-INSTR DIST	605.00	195.62	391.23	64.67	213.77	0.00	213.77
01 2732 220 000	VEH SERV MAINT SPED SA - SOC SEC NON-INSTR DIST	239.00	103.24	206.26	86.30	32.74	0.00	32.74
01 2732 230 000	VEH SERV MAINT SPED SA - RETIREMENT NON-INSTR DIST	228.00	98.92	197.64	86.68	30.36	0.00	30.36
01 2732 237 000	VEH SERV MAINT SPED SA - INCR RET CONTR DIST	0.00	0.00	0.00	0.00	0.00	0.00	0.00
01 2732 280 000	VEH SERV MAINT SPED SA - HEALTH BEN NON-INSTR DIST	0.00	0.00	0.00	0.00	0.00	0.00	0.00
2732	VEHICLE SERV & MAINT SPED SA	4,184.00	1,748.70	3,494.17	83.51	689.83	0.00	689.83
2733	VEHICLE SERV & MAINT SPED 3-5							
01 2733 110 000	VEH SERV MAINT SPED 3-5 - SAL NON-INSTR DIST	755.00	316.27	600.82	79.58	154.18	0.00	154.18
01 2733 130 000	VEH SERV MAINT SPED 3-5 - OT SALARIES NON-INSTR DIST	0.00	21.46	73.93	0.00	(73.93)	0.00	(73.93)
01 2733 150 000	VEH SERV MAINT SPED 3-5 - ADD'L COMP NON-INSTR DIST	0.00	0.00	0.00	0.00	0.00	0.00	0.00
01 2733 210 000	VEH SERV MAINT SPED 3-5 - GROUP INS NON-INSTR DIST	152.00	48.89	97.79	64.34	54.21	0.00	54.21
01 2733 220 000	VEH SERV MAINT SPED 3-5 - SOC SEC NON-INSTR DIST	60.00	25.81	51.58	85.97	8.42	0.00	8.42
01 2733 230 000	VEH SERV MAINT SPED 3-5 - RETIREMENT NON-INSTR DIST	58.00	24.73	49.40	85.17	8.60	0.00	8.60
01 2733 237 000	VEH SERV MAINT SPED 3-5 - INCR RET CONTR DIST	0.00	0.00	0.00	0.00	0.00	0.00	0.00
01 2733 280 000	VEH SERV MAINT SPED 3-5 - HEALTH BEN NON-INSTR DIST	0.00	0.00	0.00	0.00	0.00	0.00	0.00
2733	VEHICLE SERV & MAINT SPED 3-5	1,025.00	437.16	873.52	85.22	151.48	0.00	151.48
3400	CATEGORICAL GRANTS FROM CORPORATIONS & O							
01 3400 890 000	CAT GRANTS FROM CORP - OTHER MISC DIST	0.00	0.00	0.00	0.00	0.00	0.00	0.00
3400	CATEGORICAL GRANTS FROM CORPORATIONS & O	0.00	0.00	0.00	0.00	0.00	0.00	0.00
3535	HIGH ABILITY LEARNERS							
01 3535 111 000	HAL - SALARIES TEACHERS DIST	0.00	0.00	0.00	0.00	0.00	0.00	0.00
01 3535 111 002	HAL - SALARIES TEACHERS BE	81,957.00	6,349.46	12,698.92	15.49	69,258.08	0.00	69,258.08
01 3535 111 003	HAL - SALARIES TEACHERS PC	0.00	0.00	0.00	0.00	0.00	0.00	0.00
01 3535 111 004	HAL - SALARIES TEACHERS HE	40,979.00	3,174.73	6,349.46	15.49	34,629.54	0.00	34,629.54
01 3535 111 005	HAL - SALARIES TEACHERS BMS	0.00	0.00	0.00	0.00	0.00	0.00	0.00
01 3535 111 006	HAL - SALARIES TEACHERS AP	40,979.00	3,174.73	6,349.46	15.49	34,629.54	0.00	34,629.54
01 3535 111 007	HAL - SALARIES TEACHERS SE	0.00	0.00	0.00	0.00	0.00	0.00	0.00
01 3535 111 008	HAL - SALARIES TEACHERS BSMS	84,113.00	6,676.75	13,353.50	15.88	70,759.50	0.00	70,759.50
01 3535 151 000	HAL - ADD'L COMP TEACHERS DIST	0.00	0.00	0.00	0.00	0.00	0.00	0.00
01 3535 151 002	HAL - ADD'L COMP TEACHERS BE	181.00	13.97	27.94	15.44	153.06	0.00	153.06
01 3535 151 003	HAL - ADD'L COMP TEACHERS PC	0.00	0.00	0.00	0.00	0.00	0.00	0.00
01 3535 151 004	HAL - ADD'L COMP TEACHERS HE	91.00	6.99	13.98	15.36	77.02	0.00	77.02
01 3535 151 005	HAL - ADD'L COMP TEACHERS BMS	0.00	0.00	0.00	0.00	0.00	0.00	0.00
01 3535 151 006	HAL - ADD'L COMP TEACHERS AP	91.00	6.98	13.96	15.34	77.04	0.00	77.04
01 3535 151 007	HAL - ADD'L COMP TEACHERS SE	0.00	0.00	0.00	0.00	0.00	0.00	0.00
01 3535 151 008	HAL - ADD'L COMP TEACHERS BSMS	432.00	14.69	29.38	6.80	402.62	0.00	402.62
01 3535 211 000	HAL - GROUP INS TEACHERS DIST	0.00	0.00	0.00	0.00	0.00	0.00	0.00
01 3535 211 002	HAL - GROUP INS TEACHERS BE	32,588.00	2,636.87	5,273.74	16.18	27,314.26	0.00	27,314.26
01 3535 211 003	HAL - GROUP INS TEACHERS PC	0.00	0.00	0.00	0.00	0.00	0.00	0.00
01 3535 211 004	HAL - GROUP INS TEACHERS HE	16,294.00	1,318.44	2,636.88	16.18	13,657.12	0.00	13,657.12
01 3535 211 005	HAL - GROUP INS TEACHERS BMS	0.00	0.00	0.00	0.00	0.00	0.00	0.00
01 3535 211 006	HAL - GROUP INS TEACHERS AP	16,294.00	1,318.43	2,636.86	16.18	13,657.14	0.00	13,657.14
01 3535 211 007	HAL - GROUP INS TEACHERS SE	0.00	0.00	0.00	0.00	0.00	0.00	0.00
01 3535 211 008	HAL - GROUP INS TEACHERS BSMS	24,488.00	1,980.76	3,961.52	16.18	20,526.48	0.00	20,526.48
01 3535 221 000	HAL - SOC SEC TEACHERS DIST	0.00	0.00	0.00	0.00	0.00	0.00	0.00
01 3535 221 002	HAL - SOC SEC TEACHERS BE	6,162.00	477.35	954.70	15.49	5,207.30	0.00	5,207.30
01 3535 221 003	HAL - SOC SEC TEACHERS PC	0.00	0.00	0.00	0.00	0.00	0.00	0.00
01 3535 221 004	HAL - SOC SEC TEACHERS HE	3,085.00	238.90	477.80	15.49	2,607.20	0.00	2,607.20

Account Number	Account Description	Revised Budget	Expended During Month	Expenditures to Date	% of Budget	Balance at EOM	P/ O Outstanding	Unencumbered Balance
01 3535 221 005	HAL - SOC SEC TEACHERS BMS	0.00	0.00	0.00	0.00	0.00	0.00	0.00
01 3535 221 006	HAL - SOC SEC TEACHERS AP	3,084.00	238.93	477.86	15.49	2,606.14	0.00	2,606.14
01 3535 221 007	HAL - SOC SEC TEACHERS SE	0.00	0.00	0.00	0.00	0.00	0.00	0.00
01 3535 221 008	HAL - SOC SEC TEACHERS BSMS	6,240.00	499.93	999.86	16.02	5,240.14	0.00	5,240.14
01 3535 231 000	HAL - RETIREMENT TEACHERS DIST	0.00	0.00	0.00	0.00	0.00	0.00	0.00
01 3535 231 002	HAL - RETIREMENT TEACHERS BE	6,020.00	464.94	929.88	15.45	5,090.12	0.00	5,090.12
01 3535 231 003	HAL - RETIREMENT TEACHERS PC	0.00	0.00	0.00	0.00	0.00	0.00	0.00
01 3535 231 004	HAL - RETIREMENT TEACHERS HE	3,011.00	232.47	464.94	15.44	2,546.06	0.00	2,546.06
01 3535 231 005	HAL - RETIREMENT TEACHERS BMS	0.00	0.00	0.00	0.00	0.00	0.00	0.00
01 3535 231 006	HAL - RETIREMENT TEACHERS AP	3,010.00	232.47	464.94	15.45	2,545.06	0.00	2,545.06
01 3535 231 007	HAL - RETIREMENT TEACHERS SE	0.00	0.00	0.00	0.00	0.00	0.00	0.00
01 3535 231 008	HAL - RETIREMENT TEACHERS BSMS	6,179.00	488.91	977.82	15.82	5,201.18	0.00	5,201.18
01 3535 237 000	HAL - INCR RET CONTR DIST	0.00	0.00	0.00	0.00	0.00	0.00	0.00
01 3535 237 002	HAL - INCR RET CONTR BE	499.00	0.00	0.00	0.00	499.00	0.00	499.00
01 3535 237 003	HAL - INCR RET CONTR PC	0.00	0.00	0.00	0.00	0.00	0.00	0.00
01 3535 237 004	HAL - INCR RET CONTR HE	250.00	0.00	0.00	0.00	250.00	0.00	250.00
01 3535 237 005	HAL - INCR RET CONTR BMS	0.00	0.00	0.00	0.00	0.00	0.00	0.00
01 3535 237 006	HAL - INCR RET CONTR AP	250.00	0.00	0.00	0.00	250.00	0.00	250.00
01 3535 237 007	HAL - INCR RET CONTR SE	0.00	0.00	0.00	0.00	0.00	0.00	0.00
01 3535 237 008	HAL - INCR RET CONTR BSMS	512.00	0.00	0.00	0.00	512.00	0.00	512.00
01 3535 281 002	HAL - HEALTH BEN TEACHERS BE	0.00	0.00	0.00	0.00	0.00	0.00	0.00
01 3535 281 003	HAL - HEALTH BEN TEACHERS PC	0.00	0.00	0.00	0.00	0.00	0.00	0.00
01 3535 281 004	HAL - HEALTH BEN TEACHERS HE	0.00	0.00	0.00	0.00	0.00	0.00	0.00
01 3535 281 005	HAL - HEALTH BEN TEACHERS BMS	0.00	0.00	0.00	0.00	0.00	0.00	0.00
01 3535 281 006	HAL - HEALTH TEACHERS AP	0.00	0.00	0.00	0.00	0.00	0.00	0.00
01 3535 281 007	HAL - HEALTH TEACHERS SE	0.00	0.00	0.00	0.00	0.00	0.00	0.00
01 3535 281 008	HAL - HEALTH BEN TEACHERS BSMS	0.00	0.00	0.00	0.00	0.00	0.00	0.00
01 3535 580 000	HAL - TRAVEL & MILEAGE DIST	1,901.00	270.48	422.78	22.24	1,478.22	0.00	1,478.22
01 3535 580 002	HAL - TRAVEL & MILEAGE BE	0.00	0.00	0.00	0.00	0.00	0.00	0.00
01 3535 580 003	HAL - TRAVEL & MILEAGE PC	0.00	0.00	0.00	0.00	0.00	0.00	0.00
01 3535 580 004	HAL - TRAVEL & MILEAGE HE	0.00	0.00	0.00	0.00	0.00	0.00	0.00
01 3535 580 005	HAL - TRAVEL & MILEAGE BMS	0.00	0.00	0.00	0.00	0.00	0.00	0.00
01 3535 580 006	HAL - TRAVEL & MILEAGE AP	0.00	0.00	0.00	0.00	0.00	0.00	0.00
01 3535 580 007	HAL - TRAVEL & MILEAGE SE	0.00	0.00	0.00	0.00	0.00	0.00	0.00
01 3535 580 008	HAL - TRAVEL & MILEAGE BSMS	0.00	0.00	0.00	0.00	0.00	0.00	0.00
01 3535 610 000	HAL - SUPPLIES DIST	8,412.00	417.62	829.67	27.72	7,582.33	1,502.00	6,080.33
01 3535 640 000	HAL - BOOKS & PER DIST	0.00	0.00	0.00	0.00	0.00	0.00	0.00
01 3535 733 002	HAL - FURN & EQUIP BE	0.00	0.00	0.00	0.00	0.00	0.00	0.00
01 3535 733 003	HAL - FURN & EQUIP PC	0.00	0.00	0.00	0.00	0.00	0.00	0.00
01 3535 733 004	HAL - FURN & EQUIP HE	0.00	0.00	0.00	0.00	0.00	0.00	0.00
01 3535 733 005	HAL - FURN & EQUIP BMS	0.00	0.00	0.00	0.00	0.00	0.00	0.00
01 3535 733 006	HAL - FURN & EQUIP AP	0.00	0.00	0.00	0.00	0.00	0.00	0.00
01 3535 733 007	HAL - FURN & EQUIP SE	0.00	0.00	0.00	0.00	0.00	0.00	0.00
01 3535 733 008	HAL - FURN & EQUIP BSMS	0.00	0.00	0.00	0.00	0.00	0.00	0.00
01 3535 734 002	HAL - HARDWARE BE	0.00	0.00	0.00	0.00	0.00	0.00	0.00
01 3535 734 003	HAL - HARDWARE PC	0.00	0.00	0.00	0.00	0.00	0.00	0.00
01 3535 734 004	HAL - HARDWARE HE	0.00	0.00	0.00	0.00	0.00	0.00	0.00
01 3535 734 005	HAL - HARDWARE BMS	0.00	0.00	0.00	0.00	0.00	0.00	0.00
01 3535 734 006	HAL - HARDWARE AP	0.00	0.00	0.00	0.00	0.00	0.00	0.00
01 3535 734 007	HAL - HARDWARE SE	0.00	0.00	0.00	0.00	0.00	0.00	0.00
01 3535 734 008	HAL - HARDWARE BSMS	0.00	0.00	0.00	0.00	0.00	0.00	0.00
01 3535 735 002	HAL - SOFTWARE BE	0.00	0.00	0.00	0.00	0.00	0.00	0.00
01 3535 735 003	HAL - SOFTWARE PC	0.00	0.00	0.00	0.00	0.00	0.00	0.00
01 3535 735 004	HAL - SOFTWARE HE	0.00	0.00	0.00	0.00	0.00	0.00	0.00
01 3535 735 005	HAL - SOFTWARE BMS	0.00	0.00	0.00	0.00	0.00	0.00	0.00

Account Number	Account Description	Revised Budget	Expended During Month	Expenditures to Date	% of Budget	Balance at EOM	P/ O Outstanding	Unencumbered Balance
01 3535 735 006	HAL - SOFTWARE AP	0.00	0.00	0.00	0.00	0.00	0.00	0.00
01 3535 735 007	HAL - SOFTWARE SE	0.00	0.00	0.00	0.00	0.00	0.00	0.00
01 3535 735 008	HAL - SOFTWARE BSMS	0.00	0.00	0.00	0.00	0.00	0.00	0.00
01 3535 810 000	HAL - DUES & FEES DIST	1,679.00	0.00	0.00	0.00	1,679.00	0.00	1,679.00
01 3535 810 001	HAL - DUES & FEES BHS	0.00	0.00	0.00	0.00	0.00	0.00	0.00
01 3535 810 002	HAL - DUES & FEES BE	220.00	0.00	0.00	0.00	220.00	0.00	220.00
01 3535 810 003	HAL - DUES & FEES PC	220.00	0.00	0.00	0.00	220.00	0.00	220.00
01 3535 810 004	HAL - DUES & FEES HE	220.00	0.00	0.00	0.00	220.00	0.00	220.00
01 3535 810 005	HAL - DUES & FEES BMS	220.00	0.00	0.00	0.00	220.00	0.00	220.00
01 3535 810 006	HAL - DUES & FEES AP	220.00	0.00	0.00	0.00	220.00	0.00	220.00
01 3535 810 007	HAL - DUES & FEES SE	220.00	0.00	0.00	0.00	220.00	0.00	220.00
01 3535 810 008	HAL - DUES & FEES BSMS	220.00	0.00	0.00	0.00	220.00	0.00	220.00
01 3535 890 001	HAL - OTHER MISC BHS	0.00	0.00	0.00	0.00	0.00	0.00	0.00
01 3535 890 002	HAL - OTHER MISC BE	0.00	0.00	0.00	0.00	0.00	0.00	0.00
01 3535 890 003	HAL - OTHER MISC PC	0.00	0.00	0.00	0.00	0.00	0.00	0.00
01 3535 890 004	HAL - OTHER MISC HE	0.00	0.00	0.00	0.00	0.00	0.00	0.00
01 3535 890 005	HAL - OTHER MISC BMS	0.00	0.00	0.00	0.00	0.00	0.00	0.00
01 3535 890 006	HAL - OTHER MISC AP	0.00	0.00	0.00	0.00	0.00	0.00	0.00
01 3535 890 007	HAL - OTHER MISC SE	0.00	0.00	0.00	0.00	0.00	0.00	0.00
01 3535 890 008	HAL - OTHER MISC BSMS	0.00	0.00	0.00	0.00	0.00	0.00	0.00
3535	HIGH ABILITY LEARNERS	390,321.00	30,234.80	60,345.85	15.85	329,975.15	1,502.00	328,473.15
3551	CAREER EDUCATION							
01 3551 610 001	CAREER ED - SUPPLIES BHS	5,663.00	0.00	0.00	0.00	5,663.00	0.00	5,663.00
01 3551 810 001	CAREER ED - DUES & FEES BHS	275.00	615.00	615.00	223.64	(340.00)	0.00	(340.00)
3551	CAREER EDUCATION	5,938.00	615.00	615.00	10.36	5,323.00	0.00	5,323.00
3599	OTHER STATE CATEGORICAL PROGRAMS							
01 3599 610 004	MENTAL HEALTH GRANT SUPPLIES	0.00	0.00	0.00	0.00	0.00	0.00	0.00
3599	OTHER STATE CATEGORICAL PROGRAMS	0.00	0.00	0.00	0.00	0.00	0.00	0.00
4300	ARCH & ENGINEERING							
01 4300 340 000	ARCH & ENGINEERING - OTHER PROF SERVICES	0.00	0.00	0.00	0.00	0.00	0.00	0.00
4300	ARCH & ENGINEERING	0.00	0.00	0.00	0.00	0.00	0.00	0.00
5000	DEBT SERVICES							
01 5000 807 000	REPAYMENT OF TAXES FOR REVALUED PROP	0.00	0.00	0.00	0.00	0.00	0.00	0.00
01 5000 831 000	DEBT SERIVCE - REDEMPTION/PRINCIPAL DIST	0.00	0.00	0.00	0.00	0.00	0.00	0.00
01 5000 832 000	DEBT SERVICE - INTEREST DIST	828,983.00	0.00	0.00	0.00	828,983.00	0.00	828,983.00
5000	DEBT SERVICES	828,983.00	0.00	0.00	0.00	828,983.00	0.00	828,983.00
6200	TITLE I, PART A ESSA IMPROV THE ACADEM							
01 6200 111 002	TITLE 1 ESSA - SALARIES TEACHERS BE	65,549.00	7,208.16	14,416.32	21.99	51,132.68	0.00	51,132.68
01 6200 111 004	TITLE 1 ESSA - SALARIES TEACHERS HE	92,149.00	3,604.08	7,208.16	7.82	84,940.84	0.00	84,940.84
01 6200 151 002	TITLE 1 ESSA - ADD'L COMP TEACHERS BE	209.00	15.86	31.72	15.18	177.28	0.00	177.28
01 6200 151 004	TITLE 1 ESSA - ADD'L COMP TEACHERS HE	105.00	7.93	15.86	15.10	89.14	0.00	89.14
01 6200 211 002	TITLE 1 ESSA - GROUP INS TEACHERS BE	22,486.00	2,636.87	5,273.74	23.45	17,212.26	0.00	17,212.26
01 6200 211 004	TITLE 1 ESSA - GROUP INS TEACHERS HE	31,611.00	1,318.44	2,636.88	8.34	28,974.12	0.00	28,974.12
01 6200 221 002	TITLE 1 ESSA - SOC SEC TEACHERS BE	5,022.00	551.64	1,103.28	21.97	3,918.72	0.00	3,918.72
01 6200 221 004	TITLE 1 ESSA - SOC SEC TEACHERS HE	6,934.00	271.35	542.70	7.83	6,391.30	0.00	6,391.30
01 6200 231 002	TITLE 1 ESSA - RETIREMENT TEACHERS BE	4,815.00	527.82	1,055.64	21.92	3,759.36	0.00	3,759.36
01 6200 231 004	TITLE 1 ESSA - RETIREMENT TEACHERS HE	6,769.00	263.91	527.82	7.80	6,241.18	0.00	6,241.18
01 6200 237 002	TITLE 1 ESSA - INCR RET CONTR BE	399.00	0.00	0.00	0.00	399.00	0.00	399.00
01 6200 237 004	TITLE 1 ESSA - INCR RET CONTR HE	561.00	0.00	0.00	0.00	561.00	0.00	561.00
01 6200 320 001	TITLE I, PART A ESSA - PROF ED SERV BHS	0.00	0.00	0.00	0.00	0.00	0.00	0.00
01 6200 320 002	TITLE I, PART A ESSA - PROF ED SERV BE	0.00	0.00	0.00	0.00	0.00	0.00	0.00
01 6200 580 001	TITLE 1 ESSA - TRAVEL & MILEAGE BHS	0.00	0.00	0.00	0.00	0.00	0.00	0.00
01 6200 580 002	TITLE 1 ESSA - TRAVEL & MILEAGE BE	0.00	0.00	0.00	0.00	0.00	0.00	0.00

Account Number	Account Description	Revised Budget	Expended During Month	Expenditures to Date	% of Budget	Balance at EOM	P/ O Outstanding	Unencumbered Balance
01 6200 580 003	TITLE 1 ESSA - TRAVEL & MILEAGE PC	0.00	0.00	0.00	0.00	0.00	0.00	0.00
01 6200 610 002	TITLE 1 ESSA - SUPPLIES BE	0.00	0.00	0.00	0.00	0.00	0.00	0.00
01 6200 610 003	TITLE 1 ESSA - SUPPLIES PC	0.00	0.00	0.00	0.00	0.00	0.00	0.00
01 6200 610 004	TITLE 1 ESSA - SUPPLIES HE	0.00	0.00	0.00	0.00	0.00	0.00	0.00
01 6200 640 002	TITLE 1 ESSA - BOOKS & PER BE	0.00	0.00	0.00	0.00	0.00	0.00	0.00
01 6200 640 003	TITLE 1 ESSA - BOOKS & PER PC	0.00	0.00	0.00	0.00	0.00	0.00	0.00
01 6200 640 004	TITLE 1 ESSA - BOOKS & PER HE	0.00	0.00	0.00	0.00	0.00	0.00	0.00
01 6200 810 002	TITLE 1 ESSA - DUES & FEES BE	0.00	0.00	0.00	0.00	0.00	0.00	0.00
01 6200 890 002	TITLE 1 ESSA - OTHER MISC BE	0.00	0.00	0.00	0.00	0.00	0.00	0.00
01 6200 890 003	TITLE 1 ESSA - OTHER MISC PC	0.00	0.00	0.00	0.00	0.00	0.00	0.00
01 6200 890 004	TITLE 1 ESSA - OTHER MISC HE	0.00	0.00	0.00	0.00	0.00	0.00	0.00
6200	TITLE I, PART A ESSA IMPROV THE ACADEM	236,609.00	16,406.06	32,812.12	13.87	203,796.88	0.00	203,796.88
6310	TITLE II, PART A ESSA TCHR QUAL GRANTS							
01 6310 111 000	TITLE IIA ESSA - SALARIES TEACHERS DIST	2,066.00	0.00	0.00	0.00	2,066.00	0.00	2,066.00
01 6310 111 001	TITLE IIA ESSA - SALARIES TEACHERS BHS	19,768.00	0.00	454.64	2.30	19,313.36	0.00	19,313.36
01 6310 111 002	TITLE IIA ESSA - SALARIES TEACHERS BE	5,322.00	0.00	0.00	0.00	5,322.00	0.00	5,322.00
01 6310 111 003	TITLE IIA ESSA - SALARIES TEACHERS PC	8,890.00	0.00	0.00	0.00	8,890.00	0.00	8,890.00
01 6310 111 004	TITLE IIA ESSA - SALARIES TEACHERS HE	8,327.00	0.00	0.00	0.00	8,327.00	0.00	8,327.00
01 6310 111 005	TITLE IIA ESSA - SALARIES TEACHERS BMS	7,419.00	0.00	0.00	0.00	7,419.00	0.00	7,419.00
01 6310 111 006	TITLE IIA ESSA - SALARIES TEACHERS AP	5,525.00	0.00	0.00	0.00	5,525.00	0.00	5,525.00
01 6310 111 007	TITLE IIA ESSA - SALARIES TEACHERS SE	6,104.00	0.00	0.00	0.00	6,104.00	0.00	6,104.00
01 6310 111 008	TITLE IIA ESSA - SALARIES TEACHERS BSMS	11,175.00	0.00	0.00	0.00	11,175.00	0.00	11,175.00
01 6310 123 001	TITLE IIA ESSA - SUB TEACHERS BHS	0.00	0.00	0.00	0.00	0.00	0.00	0.00
01 6310 123 002	TITLE IIA ESSA - SUB TEACHERS BE	0.00	0.00	0.00	0.00	0.00	0.00	0.00
01 6310 123 003	TITLE IIA ESSA - SUB TEACHERS PC	0.00	0.00	0.00	0.00	0.00	0.00	0.00
01 6310 123 004	TITLE IIA ESSA - SUB TEACHERS HE	0.00	0.00	0.00	0.00	0.00	0.00	0.00
01 6310 123 006	TITLE IIA ESSA - SUB TEACHERS AP	0.00	0.00	0.00	0.00	0.00	0.00	0.00
01 6310 221 000	TITLE IIA ESSA - SOC SEC TEACHERS DIST	159.00	0.00	0.00	0.00	159.00	0.00	159.00
01 6310 221 001	TITLE IIA ESSA - SOC SEC TEACHERS BHS	1,513.00	0.00	34.76	2.30	1,478.24	0.00	1,478.24
01 6310 221 002	TITLE IIA ESSA - SOC SEC TEACHERS BE	408.00	0.00	0.00	0.00	408.00	0.00	408.00
01 6310 221 003	TITLE IIA ESSA - SOC SEC TEACHERS PC	681.00	0.00	0.00	0.00	681.00	0.00	681.00
01 6310 221 004	TITLE IIA ESSA - SOC SEC TEACHERS HE	638.00	0.00	0.00	0.00	638.00	0.00	638.00
01 6310 221 005	TITLE IIA ESSA - SOC SEC TEACHERS BMS	568.00	0.00	0.00	0.00	568.00	0.00	568.00
01 6310 221 006	TITLE IIA ESSA - SOC SEC TEACHERS AP	423.00	0.00	0.00	0.00	423.00	0.00	423.00
01 6310 221 007	TITLE IIA ESSA - SOC SEC TEACHERS SE	468.00	0.00	0.00	0.00	468.00	0.00	468.00
01 6310 221 008	TITLE IIA ESSA - SOC SEC TEACHERS BSMS	855.00	0.00	0.00	0.00	855.00	0.00	855.00
01 6310 231 000	TITLE IIA ESSA - RETIREMENT TEACHERS DIST	152.00	0.00	0.00	0.00	152.00	0.00	152.00
01 6310 231 001	TITLE IIA ESSA - RETIREMENT TEACHERS BHS	1,383.00	0.00	33.29	2.41	1,349.71	0.00	1,349.71
01 6310 231 002	TITLE IIA ESSA - RETIREMENT TEACHERS BE	391.00	0.00	0.00	0.00	391.00	0.00	391.00
01 6310 231 003	TITLE IIA ESSA - RETIREMENT TEACHERS PC	652.00	0.00	0.00	0.00	652.00	0.00	652.00
01 6310 231 004	TITLE IIA ESSA - RETIREMENT TEACHERS HE	574.00	0.00	0.00	0.00	574.00	0.00	574.00
01 6310 231 005	TITLE IIA ESSA - RETIREMENT TEACHERS BMS	539.00	0.00	0.00	0.00	539.00	0.00	539.00
01 6310 231 006	TITLE IIA ESSA - RETIREMENT TEACHERS AP	405.00	0.00	0.00	0.00	405.00	0.00	405.00
01 6310 231 007	TITLE IIA ESSA - RETIREMENT TEACHERS SE	448.00	0.00	0.00	0.00	448.00	0.00	448.00
01 6310 231 008	TITLE IIA ESSA - RETIREMENT TEACHERS BSMS	819.00	0.00	0.00	0.00	819.00	0.00	819.00
01 6310 237 000	TITLE IIA ESSA - INCR RET CONTR DIST	0.00	0.00	0.00	0.00	0.00	0.00	0.00
01 6310 237 001	TITLE IIA ESSA - INCR RET CONTR BHS	0.00	0.00	0.00	0.00	0.00	0.00	0.00
01 6310 237 002	TITLE IIA ESSA - INCR RET CONTR BE	0.00	0.00	0.00	0.00	0.00	0.00	0.00
01 6310 237 003	TITLE IIA ESSA - INCR RET CONTR PC	0.00	0.00	0.00	0.00	0.00	0.00	0.00
01 6310 237 004	TITLE IIA ESSA - INCR RET CONTR HE	0.00	0.00	0.00	0.00	0.00	0.00	0.00
01 6310 237 005	TITLE IIA ESSA - INCR RET CONTR BMS	0.00	0.00	0.00	0.00	0.00	0.00	0.00
01 6310 237 006	TITLE IIA ESSA - INCR RET CONTR AP	0.00	0.00	0.00	0.00	0.00	0.00	0.00
01 6310 237 007	TITLE IIA ESSA - INCR RET CONTR SE	0.00	0.00	0.00	0.00	0.00	0.00	0.00
01 6310 237 008	TITLE IIA ESSA - INCR RET CONTR BSMS	0.00	0.00	0.00	0.00	0.00	0.00	0.00
01 6310 580 000	TITLE IIA ESSA - TRAVEL & MILEAGE DIST	0.00	0.00	0.00	0.00	0.00	0.00	0.00

Account Number	Account Description	Revised Budget	Expended During Month	Expenditures to Date	% of Budget	Balance at EOM	P/ O Outstanding	Unencumbered Balance
01 6310 580 001	TITLE IIA ESSA - TRAVEL & MILEAGE BHS	0.00	0.00	0.00	0.00	0.00	0.00	0.00
01 6310 580 002	TITLE IIA ESSA - TRAVEL & MILEAGE BE	0.00	0.00	0.00	0.00	0.00	0.00	0.00
01 6310 580 003	TITLE IIA ESSA - TRAVEL & MILEAGE PC	0.00	0.00	0.00	0.00	0.00	0.00	0.00
01 6310 580 004	TITLE IIA ESSA - TRAVEL & MILEAGE HE	0.00	0.00	0.00	0.00	0.00	0.00	0.00
01 6310 580 005	TITLE IIA ESSA - TRAVEL & MILEAGE BMS	0.00	0.00	0.00	0.00	0.00	0.00	0.00
01 6310 580 006	TITLE IIA ESSA - TRAVEL & MILEAGE AP	0.00	0.00	0.00	0.00	0.00	0.00	0.00
01 6310 610 000	TITLE IIA ESSA - SUPPLIES DIST	0.00	0.00	0.00	0.00	0.00	0.00	0.00
01 6310 610 001	TITLE IIA ESSA - SUPPLIES BHS	0.00	0.00	0.00	0.00	0.00	0.00	0.00
01 6310 610 002	TITLE IIA ESSA - SUPPLIES BE	0.00	0.00	0.00	0.00	0.00	0.00	0.00
01 6310 610 003	TITLE IIA ESSA - SUPPLIES PC	0.00	0.00	0.00	0.00	0.00	0.00	0.00
01 6310 610 004	TITLE IIA ESSA - SUPPLIES HE	0.00	0.00	0.00	0.00	0.00	0.00	0.00
01 6310 610 005	TITLE IIA ESSA - SUPPLIES BMS	0.00	0.00	0.00	0.00	0.00	0.00	0.00
01 6310 610 006	TITLE IIA ESSA - SUPPLIES AP	0.00	0.00	0.00	0.00	0.00	0.00	0.00
01 6310 733 001	TITLE IIA ESSA - FURN & EQUIP BHS	0.00	0.00	0.00	0.00	0.00	0.00	0.00
01 6310 733 002	TITLE IIA ESSA - FURN & EQUIP BE	0.00	0.00	0.00	0.00	0.00	0.00	0.00
01 6310 733 003	TITLE IIA ESSA - FURN & EQUIP PC	0.00	0.00	0.00	0.00	0.00	0.00	0.00
01 6310 733 004	TITLE IIA ESSA - FURN & EQUIP HE	0.00	0.00	0.00	0.00	0.00	0.00	0.00
01 6310 733 005	TITLE IIA ESSA - FURN & EQUIP BMS	0.00	0.00	0.00	0.00	0.00	0.00	0.00
01 6310 733 006	TITLE IIA ESSA - FURN & EQUIP AP	0.00	0.00	0.00	0.00	0.00	0.00	0.00
01 6310 734 001	TITLE IIA ESSA - HARDWARE BHS	0.00	0.00	0.00	0.00	0.00	0.00	0.00
01 6310 734 002	TITLE IIA ESSA - HARDWARE BE	0.00	0.00	0.00	0.00	0.00	0.00	0.00
01 6310 734 003	TITLE IIA ESSA - HARDWARE PC	0.00	0.00	0.00	0.00	0.00	0.00	0.00
01 6310 734 004	TITLE IIA ESSA - HARDWARE HE	0.00	0.00	0.00	0.00	0.00	0.00	0.00
01 6310 734 005	TITLE IIA ESSA - HARDWARE BMS	0.00	0.00	0.00	0.00	0.00	0.00	0.00
01 6310 734 006	TITLE IIA ESSA - HARDWARE AP	0.00	0.00	0.00	0.00	0.00	0.00	0.00
01 6310 735 000	TITLE IIA ESSA - SOFTWARE DIST	0.00	0.00	0.00	0.00	0.00	0.00	0.00
01 6310 735 001	TITLE IIA ESSA - SOFTWARE BHS	0.00	0.00	0.00	0.00	0.00	0.00	0.00
01 6310 735 002	TITLE IIA ESSA - SOFTWARE BE	0.00	0.00	0.00	0.00	0.00	0.00	0.00
01 6310 735 003	TITLE IIA ESSA - SOFTWARE PC	0.00	0.00	0.00	0.00	0.00	0.00	0.00
01 6310 735 004	TITLE IIA ESSA - SOFTWARE HE	0.00	0.00	0.00	0.00	0.00	0.00	0.00
01 6310 735 005	TITLE IIA ESSA - SOFTWARE BMS	0.00	0.00	0.00	0.00	0.00	0.00	0.00
01 6310 735 006	TITLE IIA ESSA - SOFTWARE AP	0.00	0.00	0.00	0.00	0.00	0.00	0.00
01 6310 810 000	TITLE IIA ESSA - DUES & FEES DIST	2,956.00	0.00	0.00	0.00	2,956.00	0.00	2,956.00
01 6310 810 001	TITLE IIA ESSA - DUES & FEES BHS	0.00	0.00	0.00	0.00	0.00	0.00	0.00
01 6310 810 002	TITLE IIA ESSA - DUES & FEES BE	0.00	0.00	0.00	0.00	0.00	0.00	0.00
01 6310 810 003	TITLE IIA ESSA - DUES & FEES PC	0.00	0.00	0.00	0.00	0.00	0.00	0.00
01 6310 810 004	TITLE IIA ESSA - DUES & FEES HE	0.00	0.00	0.00	0.00	0.00	0.00	0.00
01 6310 810 005	TITLE IIA ESSA - DUES & FEES BMS	0.00	0.00	0.00	0.00	0.00	0.00	0.00
01 6310 810 006	TITLE IIA ESSA - DUES & FEES AP	0.00	0.00	0.00	0.00	0.00	0.00	0.00
01 6310 890 001	TITLE IIA ESSA - OTHER MISC BHS	0.00	0.00	0.00	0.00	0.00	0.00	0.00
01 6310 890 002	TITLE IIA ESSA - OTHER MISC BE	0.00	0.00	0.00	0.00	0.00	0.00	0.00
01 6310 890 003	TITLE IIA ESSA - OTHER MISC PC	0.00	0.00	0.00	0.00	0.00	0.00	0.00
01 6310 890 004	TITLE IIA ESSA - OTHER MISC HE	0.00	0.00	0.00	0.00	0.00	0.00	0.00
01 6310 890 005	TITLE IIA ESSA - OTHER MISC BMS	0.00	0.00	0.00	0.00	0.00	0.00	0.00
01 6310 890 006	TITLE IIA ESSA - OTHER MISC AP	0.00	0.00	0.00	0.00	0.00	0.00	0.00
6310	TITLE II, PART A ESSA TCHR QUAL GRANTS	88,628.00	0.00	522.69	0.59	88,105.31	0.00	88,105.31
6404	IDEA PART B(611) BASE ALLOC BIRTH TO 4							
01 6404 111 002	IDEA B BASE - SALARIES TEACHERS BE	0.00	0.00	0.00	0.00	0.00	0.00	0.00
01 6404 111 006	IDEA B BASE - SALARIES TEACHERS AP	0.00	0.00	0.00	0.00	0.00	0.00	0.00
01 6404 151 002	IDEA B BASE - ADD'L COMP TEACHERS BE	0.00	0.00	0.00	0.00	0.00	0.00	0.00
01 6404 151 006	IDEA B BASE - ADD'L COMP TEACHERS AP	0.00	0.00	0.00	0.00	0.00	0.00	0.00
01 6404 211 002	IDEA B BASE - GROUPS INS TEACHERS BE	0.00	0.00	0.00	0.00	0.00	0.00	0.00
01 6404 211 006	IDEA B BASE - GROUPS INS TEACHERS AP	0.00	0.00	0.00	0.00	0.00	0.00	0.00
01 6404 221 002	IDEA B BASE - SOC SEC TEACHERS BE	0.00	0.00	0.00	0.00	0.00	0.00	0.00
01 6404 221 006	IDEA B BASE - SOC SEC TEACHERS AP	0.00	0.00	0.00	0.00	0.00	0.00	0.00

Account Number	Account Description	Revised Budget	Expended During Month	Expenditures to Date	% of Budget	Balance at EOM	P/ O Outstanding	Unencumbered Balance
01 6404 231 002	IDEA B BASE - RETIREMENT TEACHERS BE	0.00	0.00	0.00	0.00	0.00	0.00	0.00
01 6404 231 006	IDEA B BASE - RETIREMENT TEACHERS AP	0.00	0.00	0.00	0.00	0.00	0.00	0.00
01 6404 237 002	IDEA B BASE - INCR RET CONTR BE	0.00	0.00	0.00	0.00	0.00	0.00	0.00
01 6404 237 006	IDEA B BASE - INCR RET CONTR AP	0.00	0.00	0.00	0.00	0.00	0.00	0.00
01 6404 610 002	IDEA B BASE - SUPPLIES BE	0.00	0.00	0.00	0.00	0.00	0.00	0.00
01 6404 610 006	IDEA B BASE - SUPPLIES AP	0.00	0.00	0.00	0.00	0.00	0.00	0.00
6404	IDEA PART B(611) BASE ALLOC BIRTH TO 4	0.00	0.00	0.00	0.00	0.00	0.00	0.00
6406	IDEA PRESCHOOL(619) BASE ALLOC							
01 6406 111 002	IDEA PRESCH - SALARIES TEACHERS BE	0.00	0.00	0.00	0.00	0.00	0.00	0.00
01 6406 111 006	IDEA PRESCH - SALARIES TEACHERS AP	0.00	0.00	0.00	0.00	0.00	0.00	0.00
01 6406 111 007	IDEA PRESCH - SALARIES TEACHERS SE	0.00	0.00	0.00	0.00	0.00	0.00	0.00
01 6406 211 002	IDEA PRESCH - GROUP INS TEACHERS BE	0.00	0.00	0.00	0.00	0.00	0.00	0.00
01 6406 211 006	IDEA PRESCH - GROUP INS TEACHERS AP	0.00	0.00	0.00	0.00	0.00	0.00	0.00
01 6406 211 007	IDEA PRESCH - GROUP INS TEACHERS SE	0.00	0.00	0.00	0.00	0.00	0.00	0.00
01 6406 221 002	IDEA PRESCH - SOC SEC TEACHERS BE	0.00	0.00	0.00	0.00	0.00	0.00	0.00
01 6406 221 006	IDEA PRESCH - SOC SEC TEACHERS AP	0.00	0.00	0.00	0.00	0.00	0.00	0.00
01 6406 221 007	IDEA PRESCH - SOC SEC TEACHERS SE	0.00	0.00	0.00	0.00	0.00	0.00	0.00
01 6406 231 002	IDEA PRESCH - RETIREMENT TEACHERS BE	0.00	0.00	0.00	0.00	0.00	0.00	0.00
01 6406 231 006	IDEA PRESCH - RETIREMENT TEACHERS AP	0.00	0.00	0.00	0.00	0.00	0.00	0.00
01 6406 231 007	IDEA PRESCH - RETIREMENT TEACHERS SE	0.00	0.00	0.00	0.00	0.00	0.00	0.00
01 6406 237 002	IDEA PRESCH - INCR RET CONTR BE	0.00	0.00	0.00	0.00	0.00	0.00	0.00
01 6406 237 006	IDEA PRESCH - INCR RET CONTR AP	0.00	0.00	0.00	0.00	0.00	0.00	0.00
01 6406 237 007	IDEA PRESCH - INCR RET CONTR SE	0.00	0.00	0.00	0.00	0.00	0.00	0.00
01 6406 281 007	IDEA PRESCH - HEALTH BEN TEACHERS/PROF SE	0.00	0.00	0.00	0.00	0.00	0.00	0.00
01 6406 320 000	IDEA PRESCH - PROF ED SERVICES	5,725.00	0.00	0.00	0.00	5,725.00	0.00	5,725.00
01 6406 590 000	IDEA PRESCH - PURCHASED SERVICES	0.00	0.00	0.00	0.00	0.00	0.00	0.00
01 6406 610 002	IDEA PRESCH - SUPPLIES BE	0.00	0.00	0.00	0.00	0.00	0.00	0.00
01 6406 610 006	IDEA PRESCH - SUPPLIES AP	0.00	0.00	0.00	0.00	0.00	0.00	0.00
6406	IDEA PRESCHOOL(619) BASE ALLOC	5,725.00	0.00	0.00	0.00	5,725.00	0.00	5,725.00
6408	IDEA PART B-611-BASE-EP							
01 6408 111 000	IDEA E/P - SALARIES TEACHERS DIST	0.00	0.00	0.00	0.00	0.00	0.00	0.00
01 6408 111 006	IDEA E/P - SALARIES TEACHERS AP	507,621.00	35,185.45	75,869.40	14.95	431,751.60	0.00	431,751.60
01 6408 112 006	IDEA E/P - SALARIES INSTR AIDES AP	0.00	16,267.77	25,629.53	0.00	(25,629.53)	0.00	(25,629.53)
01 6408 122 006	IDEA E/P - SUBS AIDES/ASST AP	0.00	589.78	1,658.70	0.00	(1,658.70)	0.00	(1,658.70)
01 6408 123 006	IDEA E/P - SUB TEACHERS AP	0.00	175.00	175.00	0.00	(175.00)	0.00	(175.00)
01 6408 151 000	IDEA E/P - ADD'L COMP TEACHERS DIST	0.00	0.00	0.00	0.00	0.00	0.00	0.00
01 6408 151 006	IDEA E/P - ADD'L COMP TEACHERS AP	5,193.00	154.96	309.92	5.97	4,883.08	0.00	4,883.08
01 6408 152 006	IDEA E/P - ADD'L COMP AIDES AP	0.00	0.00	0.00	0.00	0.00	0.00	0.00
01 6408 211 000	IDEA E/P - GROUP INS TEACHERS DIST	0.00	0.00	0.00	0.00	0.00	0.00	0.00
01 6408 211 006	IDEA E/P - GROUP INS TEACHERS AP	95,288.00	6,429.80	15,496.47	16.26	79,791.53	0.00	79,791.53
01 6408 212 006	IDEA E/P - GROUP INS INSTR AIDES AP	0.00	12.60	25.20	0.00	(25.20)	0.00	(25.20)
01 6408 221 000	IDEA E/P - SOC SEC TEACHERS DIST	0.00	0.00	0.00	0.00	0.00	0.00	0.00
01 6408 221 006	IDEA E/P - SOC SEC TEACHERS AP	39,701.00	2,744.69	5,887.17	14.83	33,813.83	0.00	33,813.83
01 6408 222 006	IDEA E/P - SOC SEC INSTR AIDES AP	0.00	1,289.13	2,086.59	0.00	(2,086.59)	0.00	(2,086.59)
01 6408 223 002	IDEA E/P - SOC SEC SUB TEACHERS BE	0.00	0.00	0.00	0.00	0.00	0.00	0.00
01 6408 223 006	IDEA E/P - SOC SEC SUB TEACHERS AP	0.00	13.40	13.40	0.00	(13.40)	0.00	(13.40)
01 6408 231 000	IDEA E/P - RETIREMENT TEACHERS/PROF DIST	0.00	0.00	0.00	0.00	0.00	0.00	0.00
01 6408 231 006	IDEA E/P - RETIREMENT TEACHERS AP	37,496.00	2,581.25	5,565.13	14.84	31,930.87	0.00	31,930.87
01 6408 232 006	IDEA E/P - RETIREMENT INSTR AIDES AP	0.00	1,191.20	1,876.72	0.00	(1,876.72)	0.00	(1,876.72)
01 6408 233 006	IDEA E/P - RETIREMENT SUB TEACHERS AP	0.00	0.00	0.00	0.00	0.00	0.00	0.00
01 6408 237 000	IDEA E/P - INCR RET CONTR DIST	0.00	0.00	0.00	0.00	0.00	0.00	0.00
01 6408 237 006	IDEA E/P - INCR RET CONTR AP	3,100.00	0.00	0.00	0.00	3,100.00	0.00	3,100.00
01 6408 281 006	IDEA E/P - HEALTH BEN TEACHERS AP	25,358.00	1,790.63	3,581.26	14.12	21,776.74	0.00	21,776.74
01 6408 320 000	IDEA E/P - PROF ED SERVICES DIST	0.00	0.00	0.00	0.00	0.00	0.00	0.00

Account Number	Account Description	Revised Budget	Expended During Month	Expenditures to Date	% of Budget	Balance at EOM	P/ O Outstanding	Unencumbered Balance
01 6408 320 002	IDEA E/P - PROF ED SERVICES BE	0.00	0.00	0.00	0.00	0.00	0.00	0.00
01 6408 320 006	IDEA E/P - PROF ED SERVICES AP	0.00	0.00	0.00	0.00	0.00	0.00	0.00
01 6408 334 000	IDEA E/P - MILEAGE TO PARENTS DIST	0.00	0.00	0.00	0.00	0.00	0.00	0.00
01 6408 562 001 098	IDEA E/P - SPED TUITION TO OTHER DIST BHS	0.00	0.00	0.00	0.00	0.00	0.00	0.00
01 6408 580 000	IDEA E/P - TRAVEL & MILEAGE DIST	0.00	0.00	0.00	0.00	0.00	0.00	0.00
01 6408 580 001	IDEA E/P - TRAVEL & MILEAGE BHS	0.00	0.00	0.00	0.00	0.00	0.00	0.00
01 6408 580 002	IDEA E/P - TRAVEL & MILEAGE BE	0.00	0.00	0.00	0.00	0.00	0.00	0.00
01 6408 580 003	IDEA E/P - TRAVEL & MILEAGE PC	0.00	0.00	0.00	0.00	0.00	0.00	0.00
01 6408 580 004	IDEA E/P - TRAVEL & MILEAGE HE	0.00	0.00	0.00	0.00	0.00	0.00	0.00
01 6408 580 006	IDEA E/P - TRAVEL & MILEAGE AP	0.00	0.00	0.00	0.00	0.00	0.00	0.00
01 6408 590 000	IDEA E/P - PURCHASED SERVICES DIST	0.00	0.00	0.00	0.00	0.00	0.00	0.00
01 6408 590 001	IDEA E/P - PURCHASED SERVICES BHS	0.00	0.00	0.00	0.00	0.00	0.00	0.00
01 6408 590 002	IDEA E/P - PURCHASED SERVICES BE	0.00	0.00	0.00	0.00	0.00	0.00	0.00
01 6408 590 003	IDEA E/P - PURCHASED SERVICES PC	0.00	0.00	0.00	0.00	0.00	0.00	0.00
01 6408 590 004	IDEA E/P - PURCHASED SERVICES HE	0.00	0.00	0.00	0.00	0.00	0.00	0.00
01 6408 590 005	IDEA E/P - PURCHASED SERVICES BMS	0.00	0.00	0.00	0.00	0.00	0.00	0.00
01 6408 590 006	IDEA E/P - PURCHASED SERVICES AP	0.00	0.00	0.00	0.00	0.00	0.00	0.00
01 6408 610 001	IDEA E/P - SUPPLIES BHS	0.00	0.00	0.00	0.00	0.00	0.00	0.00
01 6408 610 002	IDEA E/P - SUPPLIES BE	0.00	0.00	0.00	0.00	0.00	0.00	0.00
01 6408 610 003	IDEA E/P - SUPPLIES PC	0.00	0.00	0.00	0.00	0.00	0.00	0.00
01 6408 610 004	IDEA E/P - SUPPLIES HE	0.00	0.00	0.00	0.00	0.00	0.00	0.00
01 6408 610 006	IDEA E/P - SUPPLIES AP	0.00	0.00	0.00	0.00	0.00	0.00	0.00
01 6408 640 001	IDEA E/P - BOOKS & PER BHS	0.00	0.00	0.00	0.00	0.00	0.00	0.00
01 6408 640 002	IDEA E/P - BOOKS & PER BE	0.00	0.00	0.00	0.00	0.00	0.00	0.00
01 6408 640 003	IDEA E/P - BOOKS & PER PC	0.00	0.00	0.00	0.00	0.00	0.00	0.00
01 6408 640 004	IDEA E/P - BOOKS & PER HE	0.00	0.00	0.00	0.00	0.00	0.00	0.00
01 6408 640 006	IDEA E/P - BOOKS & PER AP	0.00	0.00	0.00	0.00	0.00	0.00	0.00
01 6408 650 001	IDEA E/P - SUPPLIES TECH-REL BHS	0.00	0.00	0.00	0.00	0.00	0.00	0.00
01 6408 650 002	IDEA E/P - SUPPLIES TECH-REL BE	0.00	0.00	0.00	0.00	0.00	0.00	0.00
01 6408 650 003	IDEA E/P - SUPPLIES TECH-REL PC	0.00	0.00	0.00	0.00	0.00	0.00	0.00
01 6408 650 004	IDEA E/P - SUPPLIES TECH-REL HE	0.00	0.00	0.00	0.00	0.00	0.00	0.00
01 6408 650 006	IDEA E/P - SUPPLIES TECH-REL AP	0.00	0.00	0.00	0.00	0.00	0.00	0.00
01 6408 733 001	IDEA E/P - FURN & EQUIP BHS	0.00	0.00	0.00	0.00	0.00	0.00	0.00
01 6408 733 002	IDEA E/P - FURN & EQUIP BE	0.00	0.00	0.00	0.00	0.00	0.00	0.00
01 6408 733 003	IDEA E/P - FURN & EQUIP PC	0.00	0.00	0.00	0.00	0.00	0.00	0.00
01 6408 733 004	IDEA E/P - FURN & EQUIP HE	0.00	0.00	0.00	0.00	0.00	0.00	0.00
01 6408 733 006	IDEA E/P - FURN & EQUIP AP	0.00	0.00	0.00	0.00	0.00	0.00	0.00
01 6408 734 001	IDEA E/P - HARDWARE BHS	0.00	0.00	0.00	0.00	0.00	0.00	0.00
01 6408 734 002	IDEA E/P - HARDWARE BE	0.00	0.00	0.00	0.00	0.00	0.00	0.00
01 6408 734 003	IDEA E/P - HARDWARE PC	0.00	0.00	0.00	0.00	0.00	0.00	0.00
01 6408 734 004	IDEA E/P - HARDWARE HE	0.00	0.00	0.00	0.00	0.00	0.00	0.00
01 6408 734 006	IDEA E/P - HARDWARE AP	0.00	0.00	0.00	0.00	0.00	0.00	0.00
01 6408 735 001	IDEA E/P - SOFTWARE BHS	0.00	0.00	0.00	0.00	0.00	0.00	0.00
01 6408 735 002	IDEA E/P - SOFTWARE BE	0.00	0.00	0.00	0.00	0.00	0.00	0.00
01 6408 735 003	IDEA E/P - SOFTWARE PC	0.00	0.00	0.00	0.00	0.00	0.00	0.00
01 6408 735 004	IDEA E/P - SOFTWARE HE	0.00	0.00	0.00	0.00	0.00	0.00	0.00
01 6408 735 006	IDEA E/P - SOFTWARE AP	0.00	0.00	0.00	0.00	0.00	0.00	0.00
01 6408 810 001	IDEA E/P - DUES & FEES BHS	0.00	0.00	0.00	0.00	0.00	0.00	0.00
01 6408 810 002	IDEA E/P - DUES & FEES BE	0.00	0.00	0.00	0.00	0.00	0.00	0.00
01 6408 810 003	IDEA E/P - DUES & FEES PC	0.00	0.00	0.00	0.00	0.00	0.00	0.00
01 6408 810 004	IDEA E/P - DUES & FEES HE	0.00	0.00	0.00	0.00	0.00	0.00	0.00
01 6408 810 006	IDEA E/P - DUES & FEES AP	0.00	0.00	0.00	0.00	0.00	0.00	0.00
01 6408 890 001	IDEA E/P - OTHER MISC BHS	0.00	0.00	0.00	0.00	0.00	0.00	0.00
01 6408 890 002	IDEA E/P - OTHER MISC BE	0.00	0.00	0.00	0.00	0.00	0.00	0.00
01 6408 890 003	IDEA E/P - OTHER MISC PC	0.00	0.00	0.00	0.00	0.00	0.00	0.00

Account Number	Account Description	Revised Budget	Expended During Month	Expenditures to Date	% of Budget	Balance at EOM	P/ O Outstanding	Unencumbered Balance
01 6408 890 004	IDEA E/P - OTHER MISC HE	0.00	0.00	0.00	0.00	0.00	0.00	0.00
01 6408 890 006	IDEA E/P - OTHER MISC AP	0.00	0.00	0.00	0.00	0.00	0.00	0.00
6408 IDEA PART B-611-BASE-EP		713,757.00	68,425.66	138,174.49	19.36	575,582.51	0.00	575,582.51
6412 IDEA PART B PROPORTIONATE SHARE								
01 6412 111 000	IDEA B PRO SHARE - SALARIES TEACHERS DIST	461.00	0.00	0.00	0.00	461.00	0.00	461.00
01 6412 111 002	IDEA B PRO SHARE - SALARIES TEACHERS BE	0.00	0.00	0.00	0.00	0.00	0.00	0.00
01 6412 111 004	IDEA B PRO SHARE - SALARIES TEACHERS HE	0.00	0.00	0.00	0.00	0.00	0.00	0.00
01 6412 111 006	IDEA B PRO SHARE - SALARIES TEACHERS AP	14,172.00	0.00	0.00	0.00	14,172.00	0.00	14,172.00
01 6412 111 007	IDEA B PRO SHARE - SALARIES TEACHERS SE	0.00	0.00	0.00	0.00	0.00	0.00	0.00
01 6412 151 000	IDEA B PRO SHARE - ADD'L COMP TEACHERS DIST	72.00	0.00	0.00	0.00	72.00	0.00	72.00
01 6412 211 000	IDEA B PRO SHARE - GROUP INS TEACHERS DIST	0.00	0.00	0.00	0.00	0.00	0.00	0.00
01 6412 211 002	IDEA B PRO SHARE - GROUP INS TEACHERS BE	0.00	0.00	0.00	0.00	0.00	0.00	0.00
01 6412 211 004	IDEA B PRO SHARE - GROUP INS TEACHERS HE	0.00	0.00	0.00	0.00	0.00	0.00	0.00
01 6412 211 006	IDEA B PRO SHARE - GROUP INS TEACHERS/PROF AP	3,914.00	0.00	0.00	0.00	3,914.00	0.00	3,914.00
01 6412 211 007	IDEA B PRO SHARE - GROUP INS TEACHERS/PROF SE	0.00	0.00	0.00	0.00	0.00	0.00	0.00
01 6412 221 000	IDEA B PRO SHARE - SOC SEC TEACHERS DIST	89.00	0.00	0.00	0.00	89.00	0.00	89.00
01 6412 221 002	IDEA B PRO SHARE - SOC SEC TEACHERS BE	0.00	0.00	0.00	0.00	0.00	0.00	0.00
01 6412 221 004	IDEA B PRO SHARE - SOC SEC TEACHERS HE	0.00	0.00	0.00	0.00	0.00	0.00	0.00
01 6412 221 006	IDEA B PRO SHARE - SOC SEC TEACHERS/PROF AP	1,041.00	0.00	0.00	0.00	1,041.00	0.00	1,041.00
01 6412 221 007	IDEA B PRO SHARE - SOC SEC TEACHERS/PROF SE	0.00	0.00	0.00	0.00	0.00	0.00	0.00
01 6412 231 000	IDEA B PRO SHARE - RETIREMENT TEACHERS DIST	0.00	0.00	0.00	0.00	0.00	0.00	0.00
01 6412 231 002	IDEA B PRO SHARE - RETIREMENT TEACHERS BE	0.00	0.00	0.00	0.00	0.00	0.00	0.00
01 6412 231 004	IDEA B PRO SHARE - RETIREMENT TEACHERS HE	0.00	0.00	0.00	0.00	0.00	0.00	0.00
01 6412 231 006	IDEA B PRO SHARE - RETIREMENT TEACHERS/PROF AP	1,041.00	0.00	0.00	0.00	1,041.00	0.00	1,041.00
01 6412 231 007	IDEA B PRO SHARE - RETIREMENT TEACHERS/PROF SE	0.00	0.00	0.00	0.00	0.00	0.00	0.00
01 6412 237 000	IDEA B PRO SHARE - INCR RET CONTR DIST	0.00	0.00	0.00	0.00	0.00	0.00	0.00
01 6412 237 002	IDEA B PRO SHARE - INCR RET CONTR BE	0.00	0.00	0.00	0.00	0.00	0.00	0.00
01 6412 237 004	IDEA B PRO SHARE - INCR RET CONTR HE	0.00	0.00	0.00	0.00	0.00	0.00	0.00
01 6412 237 006	IDEA B PRO SHARE - INCR RET CONTR AP	86.00	0.00	0.00	0.00	86.00	0.00	86.00
01 6412 237 007	IDEA B PRO SHARE - INCR RET CONTR SE	0.00	0.00	0.00	0.00	0.00	0.00	0.00
01 6412 281 000	IDEA B PRO SHARE - HEALTH BEN TEACHERS DIST	631.00	0.00	0.00	0.00	631.00	0.00	631.00
01 6412 281 002	IDEA B PRO SHARE - HEALTH BEN TEACHERS BE	0.00	0.00	0.00	0.00	0.00	0.00	0.00
01 6412 281 004	IDEA B PRO SHARE - HEALTH BEN TEACHERS HE	0.00	0.00	0.00	0.00	0.00	0.00	0.00
01 6412 320 000	IDEA B PRO SHARE - PROF ED SERVICES DIST	0.00	0.00	0.00	0.00	0.00	0.00	0.00
01 6412 590 000	IDEA B PRO SHARE - PURCH SERVICES DIST	0.00	0.00	0.00	0.00	0.00	0.00	0.00
6412 IDEA PART B PROPORTIONATE SHARE		21,507.00	0.00	0.00	0.00	21,507.00	0.00	21,507.00
6421 IDEA ARP Part B 611								
01 6421 111 002	IDEA ARP B 611 - SALARIES TEACHERS BE	0.00	0.00	0.00	0.00	0.00	0.00	0.00
01 6421 111 006	IDEA ARP B 611 - SALARIES TEACHERS AP	0.00	0.00	0.00	0.00	0.00	0.00	0.00
01 6421 123 002	IDEA ARP B 611 - SUB SALARIES TEACHERS BE	0.00	0.00	0.00	0.00	0.00	0.00	0.00
01 6421 123 006	IDEA ARP B 611 - SUB SALARIES TEACHERS AP	0.00	0.00	0.00	0.00	0.00	0.00	0.00
01 6421 151 002	IDEA ARP B 611 - ADD'L COMP TEACHERS BE	0.00	0.00	0.00	0.00	0.00	0.00	0.00
01 6421 151 006	IDEA ARP B 611 - ADD'L COMP TEACHERS AP	0.00	0.00	0.00	0.00	0.00	0.00	0.00
01 6421 211 002	IDEA ARP B 611 - GROUP INS TEACHERS BE	0.00	0.00	0.00	0.00	0.00	0.00	0.00
01 6421 211 006	IDEA ARP B 611 - GROUP INS TEACHERS AP	0.00	0.00	0.00	0.00	0.00	0.00	0.00
01 6421 221 002	IDEA ARP B 611 - SOC SEC TEACHERS BE	0.00	0.00	0.00	0.00	0.00	0.00	0.00
01 6421 221 006	IDEA ARP B 611 - SOC SEC TEACHERS AP	0.00	0.00	0.00	0.00	0.00	0.00	0.00
01 6421 223 002	IDEA ARP B 611 - SOC SEC SUB TEACHERS BE	0.00	0.00	0.00	0.00	0.00	0.00	0.00
01 6421 223 006	IDEA ARP B 611 - SOC SEC SUB TEACHERS AP	0.00	0.00	0.00	0.00	0.00	0.00	0.00
01 6421 231 002	IDEA ARP B 611 - RETIREMENT TEACHERS BE	0.00	0.00	0.00	0.00	0.00	0.00	0.00
01 6421 231 006	IDEA ARP B 611 - RETIREMENT TEACHERS AP	0.00	0.00	0.00	0.00	0.00	0.00	0.00
01 6421 237 002	IDEA ARP B 611 - INCR RET CONTR BE	0.00	0.00	0.00	0.00	0.00	0.00	0.00
01 6421 237 006	IDEA ARP B 611 - INCR RET CONTR AP	0.00	0.00	0.00	0.00	0.00	0.00	0.00
01 6421 281 002	IDEA ARP B 611 - HEALTH BEN TEACHERS BE	0.00	0.00	0.00	0.00	0.00	0.00	0.00

Account Number	Account Description	Revised Budget	Expended During Month	Expenditures to Date	% of Budget	Balance at EOM	P/ O Outstanding	Unencumbered Balance
01 6421 281 006	IDEA ARP B 611 - HEALTH BEN TEACHERS AP	0.00	0.00	0.00	0.00	0.00	0.00	0.00
01 6421 590 002	IDEA ARP B 611 - PURCHASED SERVICES BE	0.00	0.00	0.00	0.00	0.00	0.00	0.00
01 6421 590 006	IDEA ARP B 611 - PURCHASED SERVICES AP	0.00	0.00	0.00	0.00	0.00	0.00	0.00
01 6421 610 006	IDEA ARP B 611 - SUPPLIES AP	0.00	0.00	0.00	0.00	0.00	0.00	0.00
6421 IDEA ARP Part B 611		0.00	0.00	0.00	0.00	0.00	0.00	0.00
6422 IDEA ARP Part B 619								
01 6422 111 000	IDEA ARP B 619 - SALARIES PROF DIST	0.00	0.00	0.00	0.00	0.00	0.00	0.00
01 6422 151 000	IDEA ARP B 619 - ADD'L COMP PROF DIST	0.00	0.00	0.00	0.00	0.00	0.00	0.00
01 6422 211 000	IDEA ARP B 619 - GROUP INS PROF DIST	0.00	0.00	0.00	0.00	0.00	0.00	0.00
01 6422 221 000	IDEA ARP B 619 - SOC SEC PROF DIST	0.00	0.00	0.00	0.00	0.00	0.00	0.00
01 6422 231 000	IDEA ARP B 619 - RETIREMENT PROF DIST	0.00	0.00	0.00	0.00	0.00	0.00	0.00
01 6422 237 000	IDEA ARP B 619 - INC RET CONTR PROF DIST	0.00	0.00	0.00	0.00	0.00	0.00	0.00
01 6422 281 000	IDEA ARP B 619 - HEALTH BEN PROF DIST	0.00	0.00	0.00	0.00	0.00	0.00	0.00
01 6422 610 006	IDEA ARP B 619 - SUPPLIES AP	0.00	0.00	0.00	0.00	0.00	0.00	0.00
6422 IDEA ARP Part B 619		0.00	0.00	0.00	0.00	0.00	0.00	0.00
6423 IDEA ARP NonPublic								
01 6423 111 000	NONPUBLIC ARP - SALARIES PROF DIST	0.00	0.00	0.00	0.00	0.00	0.00	0.00
01 6423 151 000	NONPUBLIC ARP - ADD'L COMP PROF DIST	0.00	0.00	0.00	0.00	0.00	0.00	0.00
01 6423 211 000	NONPUBLIC ARP - GROUP INS PROF DIST	0.00	0.00	0.00	0.00	0.00	0.00	0.00
01 6423 221 000	NONPUBLIC ARP - SOC SEC PROF DIST	0.00	0.00	0.00	0.00	0.00	0.00	0.00
01 6423 231 000	NONPUBLIC ARP - RETIREMENT PROF DIST	0.00	0.00	0.00	0.00	0.00	0.00	0.00
01 6423 237 000	NONPUBLIC ARP - INC RET CONTR PROF DIST	0.00	0.00	0.00	0.00	0.00	0.00	0.00
01 6423 281 000	NONPUBLIC ARP - HEALTH BEN PROF DIST	0.00	0.00	0.00	0.00	0.00	0.00	0.00
01 6423 610 000	NONPUBLIC ARP - SUPPLIES DIST	0.00	0.00	0.00	0.00	0.00	0.00	0.00
6423 IDEA ARP NonPublic		0.00	0.00	0.00	0.00	0.00	0.00	0.00
6700 FED VOC & APP TECH ED (CARL PERKINS)								
01 6700 111 001 011	PERKINS - SALARIES TEACHERS BHS	0.00	0.00	0.00	0.00	0.00	0.00	0.00
01 6700 221 001	PERKINS - SOC SEC TEACHERS BHS	0.00	0.00	0.00	0.00	0.00	0.00	0.00
01 6700 231 001 011	PERKINS - RETIREMENT TEACHERS BHS	0.00	0.00	0.00	0.00	0.00	0.00	0.00
01 6700 237 001 011	PERKINS - INCR RET CONTR BHS	0.00	0.00	0.00	0.00	0.00	0.00	0.00
01 6700 890 001 011	PERKINS - OTHER MISC BHS	0.00	0.00	0.00	0.00	0.00	0.00	0.00
6700 FED VOC & APP TECH ED (CARL PERKINS)		0.00	0.00	0.00	0.00	0.00	0.00	0.00
6925 TITLE III ESSA - LIMITED ENG PROF GRANT								
01 6925 111 002	TITLE III ESSA ELL - SALARIES TEACHER BE	0.00	0.00	0.00	0.00	0.00	0.00	0.00
01 6925 111 006	TITLE III ESSA ELL - SALARIES TEACHER AP	0.00	0.00	0.00	0.00	0.00	0.00	0.00
01 6925 610 000	TITLE III ESSA ELL - SUPPLIES DIST	0.00	0.00	0.00	0.00	0.00	0.00	0.00
01 6925 610 002	TITLE III ESSA ELL - SUPPLIES BE	0.00	0.00	0.00	0.00	0.00	0.00	0.00
01 6925 610 006	TITLE III ESSA ELL - SUPPLIES AP	0.00	0.00	0.00	0.00	0.00	0.00	0.00
6925 TITLE III ESSA - LIMITED ENG PROF GRANT		0.00	0.00	0.00	0.00	0.00	0.00	0.00
6926 TITLE III ESSA - IMMIGRANT EDUCATION								
01 6926 610 000	TITLE III ESSA IMMIGRANT - SUPPLIES DIST	0.00	0.00	0.00	0.00	0.00	0.00	0.00
6926 TITLE III ESSA - IMMIGRANT EDUCATION		0.00	0.00	0.00	0.00	0.00	0.00	0.00
6990 OTHER FED CATEGORICAL RECEIPTS								
01 6990 610 002	TITLE III ESSA IMMIGRANT - SUPPLIES BE	0.00	0.00	0.00	0.00	0.00	0.00	0.00
01 6990 610 006	TITLE III ESSA IMMIGRANT - SUPPLIES AP	0.00	0.00	0.00	0.00	0.00	0.00	0.00
6990 OTHER FED CATEGORICAL RECEIPTS		0.00	0.00	0.00	0.00	0.00	0.00	0.00
8000 TRANSFERS (OUTGOING)								
01 8000 912 001	TRANSFERS TO SCHOOL NUTRITION FUND BHS	0.00	0.00	0.00	0.00	0.00	0.00	0.00
01 8000 912 002	TRANSFERS TO SCHOOL NUTRITION FUND BE	0.00	0.00	0.00	0.00	0.00	0.00	0.00
01 8000 912 003	TRANSFERS TO SCHOOL NUTRITION FUND PC	0.00	0.00	0.00	0.00	0.00	0.00	0.00
01 8000 912 004	TRANSFERS TO SCHOOL NUTRITION FUND HE	0.00	0.00	0.00	0.00	0.00	0.00	0.00
01 8000 912 006	TRANSFERS TO SCHOOL NUTRITION FUND AP	0.00	0.00	0.00	0.00	0.00	0.00	0.00

Account Number	Account Description	Revised Budget	Expended During Month	Expenditures to Date	% of Budget	Balance at EOM	P/ O Outstanding	Unencumbered Balance
01 8000 913 001	TRANSFERS TO ACTIVITY FUND BHS	61,975.00	0.00	0.00	0.00	61,975.00	0.00	61,975.00
01 8000 913 002	TRANSFERS TO ACTIVITY FUND BE	0.00	0.00	0.00	0.00	0.00	0.00	0.00
01 8000 913 003	TRANSFERS TO ACTIVITY FUND PC	0.00	0.00	0.00	0.00	0.00	0.00	0.00
01 8000 913 004	TRANSFERS TO ACTIVITY FUND HE	0.00	0.00	0.00	0.00	0.00	0.00	0.00
01 8000 913 005	TRANSFERS TO ACTIVITY FUND BMS	13,817.00	0.00	0.00	0.00	13,817.00	0.00	13,817.00
01 8000 913 006	TRANSFERS TO ACTIVITY FUND AP	0.00	0.00	0.00	0.00	0.00	0.00	0.00
01 8000 913 007	TRANSFERS TO ACTIVITY FUND SE	0.00	0.00	0.00	0.00	0.00	0.00	0.00
01 8000 913 008	TRANSFERS TO ACTIVITY FUND BSMS	13,817.00	0.00	0.00	0.00	13,817.00	0.00	13,817.00
8000 TRANSFERS (OUTGOING)		89,609.00	0.00	0.00	0.00	89,609.00	0.00	89,609.00
9000 NON-PROGRAM EXPENDITURES								
01 9000 890 000	NON-PROG EXP - OTHER MISC DIST	0.00	0.00	0.00	0.00	0.00	0.00	0.00
01 9000 890 001	NON-PROG EXP - OTHER MISC BHS	0.00	0.00	0.00	0.00	0.00	0.00	0.00
01 9000 890 002	NON-PROG EXP - OTHER MISC BE	0.00	0.00	0.00	0.00	0.00	0.00	0.00
01 9000 890 003	NON-PROG EXP - OTHER MISC PC	0.00	0.00	0.00	0.00	0.00	0.00	0.00
01 9000 890 004	NON-PROG EXP - OTHER MISC HE	0.00	0.00	0.00	0.00	0.00	0.00	0.00
01 9000 890 005	NON-PROG EXP - OTHER MISC BMS	0.00	0.00	0.00	0.00	0.00	0.00	0.00
01 9000 890 006	NON-PROG EXP - OTHER MISC AP	0.00	0.00	0.00	0.00	0.00	0.00	0.00
01 9000 890 007	NON-PROG EXP - OTHER MISC SE	0.00	0.00	0.00	0.00	0.00	0.00	0.00
01 9000 890 008	NON-PROG EXP - OTHER MISC BSMS	0.00	0.00	0.00	0.00	0.00	0.00	0.00
9000 NON-PROGRAM EXPENDITURES		0.00	0.00	0.00	0.00	0.00	0.00	0.00
01 GENERAL FUND CHECKING		61,552,945.00	4,642,390.73	8,885,199.08	14.61	52,667,745.92	106,577.64	52,561,168.28

Account Number	Account Description	Revised Budget	Expended During Month	Expenditures to Date	% of Budget	Balance at EOM	P/ O Outstanding	Unencumbered Balance
02	NUTRITION SERVICES							
2710	REGULAR PUPIL TRANSPORTATION							
02 2710 237 000	INCR RET CONTR DIST	0.00	0.00	0.00	0.00	0.00	0.00	0.00
2710	REGULAR PUPIL TRANSPORTATION	0.00	0.00	0.00	0.00	0.00	0.00	0.00
3100	FOOD SERVICE OPERATIONS							
02 3100 110 000	SALARIES COOKS DIST	0.00	7,865.43	15,730.86	0.00	(15,730.86)	0.00	(15,730.86)
02 3100 110 001	SALARIES COOKS BHS	0.00	13,823.82	24,443.25	0.00	(24,443.25)	0.00	(24,443.25)
02 3100 110 002	SALARIES COOKS BE	0.00	9,364.13	15,076.84	0.00	(15,076.84)	0.00	(15,076.84)
02 3100 110 003	SALARIES COOKS PC	0.00	10,940.77	19,065.03	0.00	(19,065.03)	0.00	(19,065.03)
02 3100 110 004	SALARIES COOKS HE	0.00	8,621.85	14,341.86	0.00	(14,341.86)	0.00	(14,341.86)
02 3100 110 005	SALARIES COOKS BMS	0.00	12,075.41	20,740.06	0.00	(20,740.06)	0.00	(20,740.06)
02 3100 110 006	SALARIES COOKS AP	0.00	8,713.40	16,004.08	0.00	(16,004.08)	0.00	(16,004.08)
02 3100 110 007	SALARIES COOKS SE	0.00	8,734.92	14,207.73	0.00	(14,207.73)	0.00	(14,207.73)
02 3100 110 008	SALARIES COOKS BSMS	0.00	11,848.79	21,004.56	0.00	(21,004.56)	0.00	(21,004.56)
02 3100 120 001	SUB COOK SALARIES BHS	0.00	4,901.17	7,284.43	0.00	(7,284.43)	0.00	(7,284.43)
02 3100 120 002	SUB COOK SALARIES BE	0.00	407.89	1,031.27	0.00	(1,031.27)	0.00	(1,031.27)
02 3100 120 003	SUB COOK SALARIES PC	0.00	203.45	203.45	0.00	(203.45)	0.00	(203.45)
02 3100 120 004	SUB COOK SALARIES HE	0.00	717.59	1,644.40	0.00	(1,644.40)	0.00	(1,644.40)
02 3100 120 005	SUB COOK SALARIES BMS	0.00	366.47	966.75	0.00	(966.75)	0.00	(966.75)
02 3100 120 006	SUB COOK SALARIES AP	0.00	551.94	688.89	0.00	(688.89)	0.00	(688.89)
02 3100 120 007	SUB COOK SALARIES SE	0.00	470.92	1,239.01	0.00	(1,239.01)	0.00	(1,239.01)
02 3100 120 008	SUB COOK SALARIES BSMS	0.00	68.97	68.97	0.00	(68.97)	0.00	(68.97)
02 3100 130 000	OT COOKS DIST	0.00	0.00	0.00	0.00	0.00	0.00	0.00
02 3100 130 001	OT COOKS BHS	0.00	0.00	0.00	0.00	0.00	0.00	0.00
02 3100 130 002	OT COOKS BE	0.00	0.00	0.00	0.00	0.00	0.00	0.00
02 3100 130 003	OT COOKS PC	0.00	0.00	0.00	0.00	0.00	0.00	0.00
02 3100 130 004	OT COOKS HE	0.00	0.00	0.00	0.00	0.00	0.00	0.00
02 3100 130 005	OT COOKS BMS	0.00	0.00	0.00	0.00	0.00	0.00	0.00
02 3100 130 006	OT COOKS AP	0.00	136.59	136.59	0.00	(136.59)	0.00	(136.59)
02 3100 130 007	OT COOKS SE	0.00	0.00	0.00	0.00	0.00	0.00	0.00
02 3100 130 008	OT COOKS BSMS	0.00	0.00	0.00	0.00	0.00	0.00	0.00
02 3100 150 000	ADD'L COMP COOKS DIST	0.00	17.30	34.60	0.00	(34.60)	0.00	(34.60)
02 3100 150 001	ADD'L COMP COOKS BHS	0.00	21.60	43.20	0.00	(43.20)	0.00	(43.20)
02 3100 150 002	ADD'L COMP COOKS BE	0.00	12.75	25.50	0.00	(25.50)	0.00	(25.50)
02 3100 150 003	ADD'L COMP COOKS PC	0.00	12.13	24.26	0.00	(24.26)	0.00	(24.26)
02 3100 150 004	ADD'L COMP COOKS HE	0.00	16.09	32.18	0.00	(32.18)	0.00	(32.18)
02 3100 150 005	ADD'L COMP COOKS BMS	0.00	16.72	33.44	0.00	(33.44)	0.00	(33.44)
02 3100 150 006	ADD'L COMP COOKS AP	0.00	11.45	22.90	0.00	(22.90)	0.00	(22.90)
02 3100 150 007	ADD'L COMP COOKS SE	0.00	11.61	23.22	0.00	(23.22)	0.00	(23.22)
02 3100 150 008	ADD'L COMP COOKS BSMS	0.00	12.74	25.48	0.00	(25.48)	0.00	(25.48)
02 3100 210 000	GROUP INS COOKS DIST	0.00	2,636.87	5,273.74	0.00	(5,273.74)	0.00	(5,273.74)
02 3100 210 001	GROUP INS COOKS BHS	0.00	745.06	1,490.12	0.00	(1,490.12)	0.00	(1,490.12)
02 3100 210 002	GROUP INS COOKS BE	0.00	736.66	1,469.12	0.00	(1,469.12)	0.00	(1,469.12)
02 3100 210 003	GROUP INS COOKS PC	0.00	10.50	21.00	0.00	(21.00)	0.00	(21.00)
02 3100 210 004	GROUP INS COOKS HE	0.00	734.56	1,469.12	0.00	(1,469.12)	0.00	(1,469.12)
02 3100 210 005	GROUP INS COOKS BMS	0.00	42.24	84.48	0.00	(84.48)	0.00	(84.48)
02 3100 210 006	GROUP INS COOKS AP	0.00	6.30	13.65	0.00	(13.65)	0.00	(13.65)
02 3100 210 007	GROUP INS COOKS SE	0.00	8.50	14.80	0.00	(14.80)	0.00	(14.80)
02 3100 210 008	GROUP INS COOKS BSMS	0.00	738.66	1,477.42	0.00	(1,477.42)	0.00	(1,477.42)
02 3100 220 000	SOC SEC COOKS DIST	0.00	592.61	1,185.22	0.00	(1,185.22)	0.00	(1,185.22)
02 3100 220 001	SOC SEC COOKS BHS	0.00	1,433.63	2,429.52	0.00	(2,429.52)	0.00	(2,429.52)
02 3100 220 002	SOC SEC COOKS BE	0.00	679.59	1,104.02	0.00	(1,104.02)	0.00	(1,104.02)
02 3100 220 003	SOC SEC COOKS PC	0.00	871.60	1,512.18	0.00	(1,512.18)	0.00	(1,512.18)
02 3100 220 004	SOC SEC COOKS HE	0.00	711.13	1,216.27	0.00	(1,216.27)	0.00	(1,216.27)
02 3100 220 005	SOC SEC COOKS BMS	0.00	965.83	1,688.62	0.00	(1,688.62)	0.00	(1,688.62)

Account Number	Account Description	Revised Budget	Expended During Month	Expenditures to Date	% of Budget	Balance at EOM	P/ O Outstanding	Unencumbered Balance
02 3100 220 006	SOC SEC COOKS AP	0.00	737.33	1,323.61	0.00	(1,323.61)	0.00	(1,323.61)
02 3100 220 007	SOC SEC COOKS SE	0.00	723.76	1,220.70	0.00	(1,220.70)	0.00	(1,220.70)
02 3100 220 008	SOC SEC COOKS BSMS	0.00	912.22	1,613.13	0.00	(1,613.13)	0.00	(1,613.13)
02 3100 230 000	RETIREMENT COOKS DIST	0.00	575.95	1,151.90	0.00	(1,151.90)	0.00	(1,151.90)
02 3100 230 001	RETIREMENT COOKS BHS	0.00	1,193.29	2,095.48	0.00	(2,095.48)	0.00	(2,095.48)
02 3100 230 002	RETIREMENT COOKS BE	0.00	685.68	1,104.00	0.00	(1,104.00)	0.00	(1,104.00)
02 3100 230 003	RETIREMENT COOKS PC	0.00	801.14	1,396.04	0.00	(1,396.04)	0.00	(1,396.04)
02 3100 230 004	RETIREMENT COOKS HE	0.00	631.33	1,050.17	0.00	(1,050.17)	0.00	(1,050.17)
02 3100 230 005	RETIREMENT COOKS BMS	0.00	884.22	1,518.69	0.00	(1,518.69)	0.00	(1,518.69)
02 3100 230 006	RETIREMENT COOKS AP	0.00	648.04	1,181.90	0.00	(1,181.90)	0.00	(1,181.90)
02 3100 230 007	RETIREMENT COOKS SE	0.00	639.61	1,040.35	0.00	(1,040.35)	0.00	(1,040.35)
02 3100 230 008	RETIREMENT COOKS BSMS	0.00	867.62	1,538.06	0.00	(1,538.06)	0.00	(1,538.06)
02 3100 237 000	INCR RET CONTR DIST	0.00	0.00	0.00	0.00	0.00	0.00	0.00
02 3100 237 001	INCR RET CONTR BHS	0.00	0.00	0.00	0.00	0.00	0.00	0.00
02 3100 237 002	INCR RET CONTR BE	0.00	0.00	0.00	0.00	0.00	0.00	0.00
02 3100 237 003	INCR RET CONTR PC	0.00	0.00	0.00	0.00	0.00	0.00	0.00
02 3100 237 004	INCR RET CONTR HE	0.00	0.00	0.00	0.00	0.00	0.00	0.00
02 3100 237 005	INCR RET CONTR BMS	0.00	0.00	0.00	0.00	0.00	0.00	0.00
02 3100 237 006	INCR RET CONTR AP	0.00	0.00	0.00	0.00	0.00	0.00	0.00
02 3100 237 007	INCR RET CONTR SE	0.00	0.00	0.00	0.00	0.00	0.00	0.00
02 3100 237 008	INCR RET CONTR BSMS	0.00	0.00	0.00	0.00	0.00	0.00	0.00
02 3100 280 000	HEALTH BEN COOKS DIST	0.00	0.00	0.00	0.00	0.00	0.00	0.00
02 3100 280 001	HEALTH BEN NON-INSTR BHS	0.00	0.00	0.00	0.00	0.00	0.00	0.00
02 3100 280 002	HEALTH BEN NON-INSTR BE	0.00	0.00	0.00	0.00	0.00	0.00	0.00
02 3100 280 003	HEALTH BEN NON-INSTR PC	0.00	250.00	500.00	0.00	(500.00)	0.00	(500.00)
02 3100 280 004	HEALTH BEN NON-INSTR HE	0.00	0.00	0.00	0.00	0.00	0.00	0.00
02 3100 280 005	HEALTH BEN NON-INSTR BMS	0.00	217.21	434.42	0.00	(434.42)	0.00	(434.42)
02 3100 280 006	HEALTH BEN NON-INSTR AP	0.00	250.00	500.00	0.00	(500.00)	0.00	(500.00)
02 3100 280 007	HEALTH BEN NON-INSTR SE	0.00	250.00	500.00	0.00	(500.00)	0.00	(500.00)
02 3100 280 008	HEALTH BEN NON-INSTR BSMS	0.00	0.00	0.00	0.00	0.00	0.00	0.00
02 3100 431 001	REPAIRS & MAINT BHS	0.00	1,295.77	1,295.77	0.00	(1,295.77)	2,470.00	(3,765.77)
02 3100 431 002	REPAIRS & MAINT BE	0.00	0.00	0.00	0.00	0.00	0.00	0.00
02 3100 431 003	REPAIRS & MAINT PC	0.00	926.39	3,063.87	0.00	(3,063.87)	0.00	(3,063.87)
02 3100 431 004	REPAIRS & MAINT HE	0.00	0.00	0.00	0.00	0.00	0.00	0.00
02 3100 431 005	REPAIRS & MAINT BMS	0.00	1,712.26	1,712.26	0.00	(1,712.26)	0.00	(1,712.26)
02 3100 431 006	REPAIRS & MAINT AP	0.00	0.00	248.50	0.00	(248.50)	0.00	(248.50)
02 3100 431 007	REPAIRS & MAINT SE	0.00	0.00	330.00	0.00	(330.00)	0.00	(330.00)
02 3100 431 008	REPAIRS & MAINT BSMS	0.00	553.91	553.91	0.00	(553.91)	0.00	(553.91)
02 3100 440 001	RENTALS BHS	0.00	0.00	0.00	0.00	0.00	0.00	0.00
02 3100 440 002	RENTALS BE	0.00	0.00	0.00	0.00	0.00	0.00	0.00
02 3100 440 003	RENTALS PC	0.00	0.00	0.00	0.00	0.00	0.00	0.00
02 3100 440 004	RENTALS HE	0.00	0.00	0.00	0.00	0.00	0.00	0.00
02 3100 440 005	RENTALS BMS	0.00	0.00	0.00	0.00	0.00	0.00	0.00
02 3100 440 006	RENTALS AP	0.00	0.00	0.00	0.00	0.00	0.00	0.00
02 3100 440 007	RENTALS SE	0.00	0.00	0.00	0.00	0.00	0.00	0.00
02 3100 440 008	RENTALS BSMS	0.00	0.00	0.00	0.00	0.00	0.00	0.00
02 3100 580 000	TRAVEL EXPENSE AND MILEAGE DIST	0.00	172.67	330.45	0.00	(330.45)	0.00	(330.45)
02 3100 610 000	SUPPLIES DISTRICT	0.00	22.49	22.49	0.00	(22.49)	0.00	(22.49)
02 3100 610 001	SUPPLIES BHS	0.00	2,080.11	3,044.67	0.00	(3,044.67)	94.35	(3,139.02)
02 3100 610 002	SUPPLIES BE	0.00	605.01	1,750.07	0.00	(1,750.07)	0.00	(1,750.07)
02 3100 610 003	SUPPLIES PC	0.00	894.69	2,919.84	0.00	(2,919.84)	0.00	(2,919.84)
02 3100 610 004	SUPPLIES HE	0.00	771.89	1,602.68	0.00	(1,602.68)	42.66	(1,645.34)
02 3100 610 005	SUPPLIES BMS	0.00	1,621.09	2,700.92	0.00	(2,700.92)	196.00	(2,896.92)
02 3100 610 006	SUPPLIES AP	0.00	988.46	2,234.91	0.00	(2,234.91)	0.00	(2,234.91)
02 3100 610 007	SUPPLIES SE	0.00	825.13	2,227.95	0.00	(2,227.95)	255.11	(2,483.06)

Account Number	Account Description	Revised Budget	Expended During Month	Expenditures to Date	% of Budget	Balance at EOM	P/ O Outstanding	Unencumbered Balance
02 3100 610 008	SUPPLIES BSMS	0.00	2,216.44	4,221.87	0.00	(4,221.87)	0.00	(4,221.87)
02 3100 630 001	FOOD BHS	0.00	50,119.71	86,580.82	0.00	(86,580.82)	0.00	(86,580.82)
02 3100 630 002	FOOD BE	0.00	10,624.48	20,318.27	0.00	(20,318.27)	55.79	(20,374.06)
02 3100 630 003	FOOD PC	0.00	13,248.64	28,509.06	0.00	(28,509.06)	12.48	(28,521.54)
02 3100 630 004	FOOD HE	0.00	11,485.33	21,953.81	0.00	(21,953.81)	8.99	(21,962.80)
02 3100 630 005	FOOD BMS	0.00	18,734.28	32,370.70	0.00	(32,370.70)	44.53	(32,415.23)
02 3100 630 006	FOOD AP	0.00	12,534.36	27,770.94	0.00	(27,770.94)	0.00	(27,770.94)
02 3100 630 007	FOOD SE	0.00	10,048.44	22,142.31	0.00	(22,142.31)	8.99	(22,151.30)
02 3100 630 008	FOOD BSMS	0.00	19,623.36	39,296.79	0.00	(39,296.79)	31.46	(39,328.25)
02 3100 733 000	FURNITURE AND EQUIPMENT DIST	0.00	0.00	0.00	0.00	0.00	0.00	0.00
02 3100 733 001	FURNITURE AND EQUIPMENT BHS	0.00	6,955.00	12,795.00	0.00	(12,795.00)	0.00	(12,795.00)
02 3100 733 002	FURNITURE AND EQUIPMENT BE	0.00	0.00	0.00	0.00	0.00	0.00	0.00
02 3100 733 003	FURNITURE AND EQUIPMENT PC	0.00	0.00	0.00	0.00	0.00	0.00	0.00
02 3100 733 004	FURNITURE AND EQUIPMENT HE	0.00	0.00	0.00	0.00	0.00	0.00	0.00
02 3100 733 005	FURNITURE AND EQUIPMENT BMS	0.00	0.00	0.00	0.00	0.00	1,646.40	(1,646.40)
02 3100 733 006	FURNITURE AND EQUIPMENT AP	0.00	0.00	0.00	0.00	0.00	0.00	0.00
02 3100 733 007	FURNITURE AND EQUIPMENT SE	0.00	0.00	0.00	0.00	0.00	0.00	0.00
02 3100 733 008	FURNITURE AND EQUIPMENT BSMS	0.00	0.00	0.00	0.00	0.00	0.00	0.00
02 3100 735 000	SOFTWARE DISTRICT	0.00	0.00	1,237.00	0.00	(1,237.00)	0.00	(1,237.00)
02 3100 735 001	COMPUTER SOFTWARE BHS	0.00	0.00	0.00	0.00	0.00	0.00	0.00
02 3100 735 002	COMPUTER SOFTWARE BE	0.00	0.00	0.00	0.00	0.00	0.00	0.00
02 3100 735 003	COMPUTER SOFTWARE PC	0.00	0.00	0.00	0.00	0.00	0.00	0.00
02 3100 735 004	COMPUTER SOFTWARE HE	0.00	0.00	0.00	0.00	0.00	0.00	0.00
02 3100 735 005	COMPUTER SOFTWARE BMS	0.00	0.00	0.00	0.00	0.00	0.00	0.00
02 3100 735 006	COMPUTER SOFTWARE AP	0.00	0.00	0.00	0.00	0.00	0.00	0.00
02 3100 735 007	COMPUTER SOFTWARE SE	0.00	0.00	0.00	0.00	0.00	0.00	0.00
02 3100 735 008	COMPUTER SOFTWARE BSMS	0.00	0.00	0.00	0.00	0.00	0.00	0.00
02 3100 890 000	OTHER MISC EXPENSES DIST	0.00	0.00	108.13	0.00	(108.13)	77.93	(186.06)
02 3100 890 001	OTHER MISC EXPENSES BHS	0.00	0.00	0.00	0.00	0.00	0.00	0.00
02 3100 890 002	OTHER MISC EXPENSES BE	0.00	0.00	0.00	0.00	0.00	0.00	0.00
02 3100 890 003	OTHER MISC EXPENSES PC	0.00	0.00	0.00	0.00	0.00	0.00	0.00
02 3100 890 004	OTHER MISC EXPENSES HE	0.00	0.00	0.00	0.00	0.00	0.00	0.00
02 3100 890 005	OTHER MISC EXPENSES BMS	0.00	0.00	0.00	0.00	0.00	0.00	0.00
02 3100 890 006	OTHER MISC EXPENSES AP	0.00	0.00	46.20	0.00	(46.20)	0.00	(46.20)
02 3100 890 007	OTHER MISC EXPENSES SE	0.00	0.00	0.00	0.00	0.00	0.00	0.00
02 3100 890 008	OTHER MISC EXPENSES BSMS	0.00	0.00	97.35	0.00	(97.35)	0.00	(97.35)
3100	FOOD SERVICE OPERATIONS	0.00	289,186.95	534,247.08	0.00	(534,247.08)	4,944.69	(539,191.77)
02	NUTRITION SERVICES	0.00	289,186.95	534,247.08	0.00	(534,247.08)	4,944.69	(539,191.77)

Account Number	Account Description	Revised Budget	Expended During Month	Expenditures to Date	% of Budget	Balance at EOM	P/ O Outstanding	Unencumbered Balance
03 DEPRECIATION								
2620 MAINT OF BLDGS								
03 2620 340 000	MAINT OF BLDGS - CONTR SERVICES DIST	0.00	0.00	0.00	0.00	0.00	0.00	0.00
2620 MAINT OF BLDGS		0.00	0.00	0.00	0.00	0.00	0.00	0.00
2900 OTHER SUPPORT SERVICES								
03 2900 340 000	OTHER PROF SERVICES DIST	0.00	0.00	0.00	0.00	0.00	0.00	0.00
03 2900 350 000	TECHNICAL SERVICES DIST	0.00	0.00	0.00	0.00	0.00	0.00	0.00
03 2900 440 000	RENTALS - OTHER DIST	0.00	0.00	0.00	0.00	0.00	0.00	0.00
03 2900 450 000	CONSTR SERVICES DIST	0.00	0.00	0.00	0.00	0.00	0.00	0.00
03 2900 490 000	OTHER PURCH SERVICES DIST	0.00	0.00	0.00	0.00	0.00	0.00	0.00
03 2900 610 000	SUPPLIES DIST	0.00	0.00	0.00	0.00	0.00	0.00	0.00
03 2900 621 000	NATURAL GAS DIST	0.00	0.00	0.00	0.00	0.00	0.00	0.00
03 2900 626 000	GAS AND OIL DIST	0.00	0.00	0.00	0.00	0.00	0.00	0.00
03 2900 640 000	BOOKS & PERIODICALS DIST	0.00	0.00	0.00	0.00	0.00	0.00	0.00
03 2900 641 000	E-BOOKS DIST	0.00	0.00	0.00	0.00	0.00	0.00	0.00
03 2900 643 000	WEB/CLOUD BASED SOFTWARE DIST	0.00	0.00	0.00	0.00	0.00	0.00	0.00
03 2900 650 000	SUPPLIES-TECHNOLOGY RELATED DIST	0.00	0.00	0.00	0.00	0.00	0.00	0.00
03 2900 730 000	EQUIPMENT DIST	0.00	0.00	0.00	0.00	0.00	0.00	0.00
03 2900 732 000	VEHICLE ACQUISITION DIST	0.00	0.00	85,450.00	0.00	(85,450.00)	0.00	(85,450.00)
03 2900 733 000	FURN & EQUIP DIST	0.00	0.00	0.00	0.00	0.00	0.00	0.00
03 2900 734 000	HARDWARE DIST	0.00	0.00	0.00	0.00	0.00	300,000.00	(300,000.00)
03 2900 735 000	SOFTWARE DIST	0.00	0.00	0.00	0.00	0.00	0.00	0.00
03 2900 739 000	OTHER EQUIP DIST	0.00	0.00	0.00	0.00	0.00	0.00	0.00
2900 OTHER SUPPORT SERVICES		0.00	0.00	85,450.00	0.00	(85,450.00)	300,000.00	(385,450.00)
8000 TRANSFERS (OUTGOING)								
03 8000 911 000	TRANSFERS TO GENERAL FUND DIST	0.00	0.00	0.00	0.00	0.00	0.00	0.00
8000 TRANSFERS (OUTGOING)		0.00	0.00	0.00	0.00	0.00	0.00	0.00
03 DEPRECIATION		0.00	0.00	85,450.00	0.00	(85,450.00)	300,000.00	(385,450.00)

Account Number	Account Description	Revised Budget	Expended During Month	Expenditures to Date	% of Budget	Balance at EOM	P/ O Outstanding	Unencumbered Balance
04	SPECIAL BUILDING FUND - SAVINGS							
2515	BUILDINGS & SITES							
04 2515 890 000	OTHER MISC EXPENSES	0.00	0.00	0.00	0.00	0.00	0.00	0.00
2515	BUILDINGS & SITES	0.00	0.00	0.00	0.00	0.00	0.00	0.00
04	SPECIAL BUILDING FUND - SAVINGS	0.00	0.00	0.00	0.00	0.00	0.00	0.00

Account Number	Account Description	Revised Budget	Expended During Month	Expenditures to Date	% of Budget	Balance at EOM	P/ O Outstanding	Unencumbered Balance
05	UNEMPLOYMENT - SAVINGS							
2900	OTHER SUPPORT SERVICES							
05 2900 271 000	WORKER'S COMPENSATION TEACH/PROF DIST	0.00	58.33	58.33	0.00	(58.33)	0.00	(58.33)
2900	OTHER SUPPORT SERVICES	0.00	58.33	58.33	0.00	(58.33)	0.00	(58.33)
05	UNEMPLOYMENT - SAVINGS	0.00	58.33	58.33	0.00	(58.33)	0.00	(58.33)

Account Number	Account Description	Revised Budget	Expended During Month	Expenditures to Date	% of Budget	Balance at EOM	P/ O Outstanding	Unencumbered Balance
13	SPECIAL BUILDING FUND - CHECKING							
2620	MAINT OF BLDGS							
13 2620 431 000	REPAIRS & MAINT DIST	0.00	0.00	0.00	0.00	0.00	0.00	0.00
13 2620 431 001	REPAIRS & MAINT BHS	0.00	0.00	0.00	0.00	0.00	0.00	0.00
13 2620 431 002	REPAIRS & MAINT BE	0.00	0.00	0.00	0.00	0.00	0.00	0.00
13 2620 431 003	REPAIRS & MAINT PC	0.00	0.00	0.00	0.00	0.00	0.00	0.00
13 2620 431 004	REPAIRS & MAINT HE	0.00	0.00	0.00	0.00	0.00	0.00	0.00
13 2620 431 005	REPAIRS & MAINT BMS	0.00	0.00	0.00	0.00	0.00	0.00	0.00
13 2620 431 006	REPAIRS & MAINT AP	0.00	0.00	0.00	0.00	0.00	0.00	0.00
13 2620 431 007	REPAIRS & MAINT SE	0.00	0.00	0.00	0.00	0.00	0.00	0.00
13 2620 431 008	REPAIRS & MAINT BSMS	0.00	0.00	0.00	0.00	0.00	0.00	0.00
2620	MAINT OF BLDGS	0.00	0.00	0.00	0.00	0.00	0.00	0.00
4100	LAND ACQUISITION							
13 4100 710 000	LAND ACQ - LAND & LAND IMPR DIST	0.00	0.00	0.00	0.00	0.00	0.00	0.00
13 4100 710 001	LAND ACQ - LAND & LAND IMPR BHS	0.00	0.00	0.00	0.00	0.00	0.00	0.00
13 4100 710 002	LAND ACQ - LAND & LAND IMPR BE	0.00	0.00	0.00	0.00	0.00	0.00	0.00
13 4100 710 003	LAND ACQ - LAND & LAND IMPR PC	0.00	0.00	0.00	0.00	0.00	0.00	0.00
13 4100 710 004	LAND ACQ - LAND & LAND IMPR HE	0.00	0.00	0.00	0.00	0.00	0.00	0.00
13 4100 710 005	LAND ACQ - LAND & LAND IMPR BMS	0.00	0.00	0.00	0.00	0.00	0.00	0.00
13 4100 710 006	LAND ACQ - LAND & LAND IMPR AP	0.00	0.00	0.00	0.00	0.00	0.00	0.00
13 4100 710 007	LAND ACQ - LAND & LAND IMPR SE	0.00	0.00	0.00	0.00	0.00	0.00	0.00
13 4100 710 008	LAND ACQ - LAND & LAND IMPR BSMS	0.00	0.00	0.00	0.00	0.00	0.00	0.00
4100	LAND ACQUISITION	0.00	0.00	0.00	0.00	0.00	0.00	0.00
4500	BLDG ACQ & CONSTR							
13 4500 340 000	BLDG ACQ & CONSTR - PROF SERVICES DIST	0.00	107,668.83	241,909.60	0.00	(241,909.60)	0.00	(241,909.60)
13 4500 340 001	BLDG ACQ & CONSTR - PROF SERVICES BHS	0.00	0.00	0.00	0.00	0.00	0.00	0.00
13 4500 340 002	BLDG ACQ & CONSTR - PROF SERVICES BE	0.00	0.00	0.00	0.00	0.00	0.00	0.00
13 4500 340 003	BLDG ACQ & CONSTR - PROF SERVICES PC	0.00	0.00	0.00	0.00	0.00	0.00	0.00
13 4500 340 004	BLDG ACQ & CONSTR - PROF SERVICES HE	0.00	0.00	0.00	0.00	0.00	0.00	0.00
13 4500 340 005	BLDG ACQ & CONSTR - PROF SERVICES BMS	0.00	0.00	0.00	0.00	0.00	0.00	0.00
13 4500 340 006	BLDG ACQ & CONSTR - PROF SERVICES AP	0.00	0.00	0.00	0.00	0.00	0.00	0.00
13 4500 340 007	BLDG ACQ & CONSTR - PROF SERVICES SE	0.00	0.00	0.00	0.00	0.00	0.00	0.00
13 4500 340 008	BLDG ACQ & CONSTR - PROF SERVICES BSMS	0.00	0.00	0.00	0.00	0.00	0.00	0.00
13 4500 720 000	BLDG ACQ & CONSTR - BUILDINGS DIST	0.00	3,904,892.78	12,045,972.08	0.00	(12,045,972.08)	0.00	(12,045,972.08)
13 4500 720 001	BLDG ACQ & CONSTR - BUILDINGS BHS	0.00	0.00	0.00	0.00	0.00	0.00	0.00
13 4500 720 002	BLDG ACQ & CONSTR - BUILDINGS BE	0.00	0.00	0.00	0.00	0.00	0.00	0.00
13 4500 720 003	BLDG ACQ & CONSTR - BUILDINGS PC	0.00	0.00	0.00	0.00	0.00	0.00	0.00
13 4500 720 004	BLDG ACQ & CONSTR - BUILDINGS HE	0.00	0.00	0.00	0.00	0.00	0.00	0.00
13 4500 720 005	BLDG ACQ & CONSTR - BUILDINGS BMS	0.00	0.00	0.00	0.00	0.00	0.00	0.00
13 4500 720 006	BLDG ACQ & CONSTR - BUILDINGS AP	0.00	0.00	0.00	0.00	0.00	0.00	0.00
13 4500 720 007	BLDG ACQ & CONSTR - BUILDINGS SE	0.00	0.00	0.00	0.00	0.00	0.00	0.00
13 4500 720 008	BLDG ACQ & CONSTR - BUILDINGS BSMS	0.00	0.00	0.00	0.00	0.00	0.00	0.00
13 4500 733 000	BLDG ACQ & CONSTR - FURN & FIXTURES DIST	0.00	0.00	0.00	0.00	0.00	0.00	0.00
13 4500 733 001	BLDG ACQ & CONSTR - FURN & FIXTURES BHS	0.00	0.00	0.00	0.00	0.00	0.00	0.00
13 4500 733 002	BLDG ACQ & CONSTR - FURN & FIXTURES BE	0.00	0.00	0.00	0.00	0.00	0.00	0.00
13 4500 733 003	BLDG ACQ & CONSTR - FURN & FIXTURES PC	0.00	0.00	0.00	0.00	0.00	0.00	0.00
13 4500 733 004	BLDG ACQ & CONSTR - FURN & FIXTURES HE	0.00	0.00	0.00	0.00	0.00	0.00	0.00
13 4500 733 005	BLDG ACQ & CONSTR - FURN & FIXTURES BMS	0.00	0.00	0.00	0.00	0.00	0.00	0.00
13 4500 733 006	BLDG ACQ & CONSTR - FURN & FIXTURES AP	0.00	0.00	0.00	0.00	0.00	0.00	0.00
13 4500 733 007	BLDG ACQ & CONSTR - FURN & FIXTURES SE	0.00	0.00	0.00	0.00	0.00	0.00	0.00
13 4500 733 008	BLDG ACQ & CONSTR - FURN & FIXTURES BSMS	0.00	0.00	0.00	0.00	0.00	0.00	0.00
13 4500 734 000	BLDG ACQ & CONSTR - COMP HDWE DIST	0.00	0.00	0.00	0.00	0.00	0.00	0.00
13 4500 734 001	BLDG ACQ & CONSTR - COMP HDWE BHS	0.00	0.00	0.00	0.00	0.00	0.00	0.00
13 4500 734 002	BLDG ACQ & CONSTR - COMP HDWE BE	0.00	0.00	0.00	0.00	0.00	0.00	0.00

Account Number	Account Description	Revised Budget	Expended During Month	Expenditures to Date	% of Budget	Balance at EOM	P/ O Outstanding	Unencumbered Balance
13 4500 734 003	BLDG ACQ & CONSTR - COMP HDWE PC	0.00	0.00	0.00	0.00	0.00	0.00	0.00
13 4500 734 004	BLDG ACQ & CONSTR - COMP HDWE HE	0.00	0.00	0.00	0.00	0.00	0.00	0.00
13 4500 734 005	BLDG ACQ & CONSTR - COMP HDWE BMS	0.00	0.00	0.00	0.00	0.00	0.00	0.00
13 4500 734 006	BLDG ACQ & CONSTR - COMP HDWE AP	0.00	0.00	0.00	0.00	0.00	0.00	0.00
13 4500 734 007	BLDG ACQ & CONSTR - COMP HDWE SE	0.00	0.00	0.00	0.00	0.00	0.00	0.00
13 4500 734 008	BLDG ACQ & CONSTR - COMP HDWE BSMS	0.00	0.00	0.00	0.00	0.00	0.00	0.00
13 4500 739 000	BLDG ACQ & CONSTR - EQUIPMENT DIST	0.00	0.00	0.00	0.00	0.00	0.00	0.00
13 4500 739 001	BLDG ACQ & CONSTR - EQUIPMENT BHS	0.00	0.00	0.00	0.00	0.00	0.00	0.00
13 4500 739 002	BLDG ACQ & CONSTR - EQUIPMENT BE	0.00	0.00	0.00	0.00	0.00	0.00	0.00
13 4500 739 003	BLDG ACQ & CONSTR - EQUIPMENT PC	0.00	0.00	0.00	0.00	0.00	0.00	0.00
13 4500 739 004	BLDG ACQ & CONSTR - EQUIPMENT HE	0.00	0.00	0.00	0.00	0.00	0.00	0.00
13 4500 739 005	BLDG ACQ & CONSTR - EQUIPMENT BMS	0.00	0.00	0.00	0.00	0.00	0.00	0.00
13 4500 739 006	BLDG ACQ & CONSTR - EQUIPMENT AP	0.00	0.00	0.00	0.00	0.00	0.00	0.00
13 4500 739 007	BLDG ACQ & CONSTR - EQUIPMENT SE	0.00	0.00	0.00	0.00	0.00	0.00	0.00
13 4500 739 008	BLDG ACQ & CONSTR - EQUIPMENT BSMS	0.00	0.00	0.00	0.00	0.00	0.00	0.00
13 4500 890 000	BLDG ACQ & CONSTR - OTHER MISC EXP	0.00	0.00	0.00	0.00	0.00	0.00	0.00
4500	BLDG ACQ & CONSTR	0.00	4,012,561.61	12,287,881.68	0.00	(12,287,881.68)	0.00	(12,287,881.68)
5000	DEBT SERVICES							
13 5000 807 000	REPAYMENT OF TAXES FOR REVALUED PROP	0.00	0.00	0.00	0.00	0.00	0.00	0.00
13 5000 831 000	REDEMPTION OF PRINCIPAL	0.00	0.00	0.00	0.00	0.00	0.00	0.00
13 5000 832 000	DEBT SERVICE INTEREST	0.00	0.00	0.00	0.00	0.00	0.00	0.00
13 5000 833 000	BOND ISS & OTHER DEBT-RELATED COSTS	0.00	0.00	0.00	0.00	0.00	0.00	0.00
5000	DEBT SERVICES	0.00	0.00	0.00	0.00	0.00	0.00	0.00
13	SPECIAL BUILDING FUND - CHECKING	0.00	4,012,561.61	12,287,881.68	0.00	(12,287,881.68)	0.00	(12,287,881.68)

Account Number	Account Description	Revised Budget	Expended During Month	Expenditures to Date	% of Budget	Balance at EOM	P/ O Outstanding	Unencumbered Balance
14	BUILDING FUND - NLAF							
5000	DEBT SERVICES							
14 5000 810 000	DUES & FEES	0.00	0.00	0.00	0.00	0.00	0.00	0.00
14 5000 833 000	BOND ISS & OTHER DEBT-RELATED COSTS	0.00	0.00	0.00	0.00	0.00	0.00	0.00
5000	DEBT SERVICES	0.00	0.00	0.00	0.00	0.00	0.00	0.00
14	BUILDING FUND - NLAF	0.00	0.00	0.00	0.00	0.00	0.00	0.00

Account Number	Account Description	Revised Budget	Expended During Month	Expenditures to Date	% of Budget	Balance at EOM	P/ O Outstanding	Unencumbered Balance
15 QSC BONDS - NLAF								
5000 DEBT SERVICES								
15 5000 831 000	REDEMPTION OF PRINCIPAL	0.00	0.00	0.00	0.00	0.00	0.00	0.00
15 5000 832 000	DEBT SERVICE INTEREST	0.00	0.00	0.00	0.00	0.00	0.00	0.00
5000 DEBT SERVICES		0.00	0.00	0.00	0.00	0.00	0.00	0.00
15 OSC BONDS - NLAF		0.00	0.00	0.00	0.00	0.00	0.00	0.00

Account Number	Account Description	Revised Budget	Expended During Month	Expenditures to Date	% of Budget	Balance at EOM	P/ O Outstanding	Unencumbered Balance
16	QSC BONDS -SAVINGS							
5000	DEBT SERVICES							
16 5000 830 000	DUES & FEES	0.00	0.00	0.00	0.00	0.00	0.00	0.00
16 5000 831 000	REDEMPTION OF PRINCIPAL DIST	0.00	0.00	0.00	0.00	0.00	0.00	0.00
16 5000 832 000	DEBT SERVICE INTEREST	0.00	0.00	0.00	0.00	0.00	0.00	0.00
5000	DEBT SERVICES	0.00	0.00	0.00	0.00	0.00	0.00	0.00
16	QSC BONDS -SAVINGS	0.00	0.00	0.00	0.00	0.00	0.00	0.00

Account Number	Account Description	Revised Budget	Expended During Month	Expenditures to Date	% of Budget	Balance at EOM	P/ O Outstanding	Unencumbered Balance
21 ACTIVITY FUND								
2900 OTHER SUPPORT SERVICES								
21 2900 610 000 559	DIST Washington DC Trip	0.00	0.00	0.00	0.00	0.00	0.00	0.00
21 2900 610 000 815	DIST Landscaping Fund	0.00	0.00	0.00	0.00	0.00	0.00	0.00
21 2900 610 000 875	DIST Wellness	0.00	0.00	0.00	0.00	0.00	0.00	0.00
21 2900 610 000 880	DIST Facilities Use	0.00	5,000.00	5,000.00	0.00	(5,000.00)	0.00	(5,000.00)
21 2900 610 001 100	BHS Athletics	0.00	2,393.79	6,113.66	0.00	(6,113.66)	698.06	(6,811.72)
21 2900 610 001 105	BHS Football	0.00	7,980.00	12,970.00	0.00	(12,970.00)	0.00	(12,970.00)
21 2900 610 001 111	BHS Varsity Track	0.00	0.00	0.00	0.00	0.00	0.00	0.00
21 2900 610 001 113	BHS Athletic Training	0.00	1,206.31	1,386.30	0.00	(1,386.30)	44.06	(1,430.36)
21 2900 610 001 114	BHS Uniforms	0.00	0.00	4,215.00	0.00	(4,215.00)	6,780.96	(10,995.96)
21 2900 610 001 115	BHS Volleyball	0.00	5,258.00	8,332.00	0.00	(8,332.00)	1,079.06	(9,411.06)
21 2900 610 001 116	BHS Lodging/Meals	0.00	0.00	0.00	0.00	0.00	192.22	(192.22)
21 2900 610 001 117	BHS Dues/Fees	0.00	0.00	0.00	0.00	0.00	0.00	0.00
21 2900 610 001 118	BHS Cross Country Club	0.00	1,411.76	1,411.76	0.00	(1,411.76)	0.00	(1,411.76)
21 2900 610 001 119	BHS Baseball	0.00	0.00	0.00	0.00	0.00	0.00	0.00
21 2900 610 001 125	BHS Boys' Basketball	0.00	103.60	103.60	0.00	(103.60)	0.00	(103.60)
21 2900 610 001 131	BHS Unified Track & Field	0.00	0.00	0.00	0.00	0.00	0.00	0.00
21 2900 610 001 132	BHS Unified Track & Field Club	0.00	0.00	0.00	0.00	0.00	0.00	0.00
21 2900 610 001 135	BHS Girls' Basketball	0.00	119.48	119.48	0.00	(119.48)	0.00	(119.48)
21 2900 610 001 141	BHS Baseball Club	0.00	0.00	0.00	0.00	0.00	1,437.00	(1,437.00)
21 2900 610 001 142	BHS Volleyball Club	0.00	0.00	1,026.00	0.00	(1,026.00)	0.00	(1,026.00)
21 2900 610 001 145	BHS Cross Country	0.00	150.00	1,417.00	0.00	(1,417.00)	800.00	(2,217.00)
21 2900 610 001 150	BHS Boys' Golf	0.00	0.00	0.00	0.00	0.00	338.00	(338.00)
21 2900 610 001 151	BHS Softball Club	0.00	352.75	352.75	0.00	(352.75)	0.00	(352.75)
21 2900 610 001 152	BHS Boys' Soccer	0.00	0.00	0.00	0.00	0.00	0.00	0.00
21 2900 610 001 153	BHS Boys' Soccer Fundraising	0.00	0.00	(150.00)	0.00	150.00	0.00	150.00
21 2900 610 001 155	BHS Girls' Golf	0.00	375.00	2,705.00	0.00	(2,705.00)	2,485.22	(5,190.22)
21 2900 610 001 156	BHS Girls' Tennis	0.00	0.00	0.00	0.00	0.00	0.00	0.00
21 2900 610 001 157	BHS Boys' Tennis	0.00	0.00	684.96	0.00	(684.96)	0.00	(684.96)
21 2900 610 001 164	BHS Girls' Soccer	0.00	0.00	0.00	0.00	0.00	0.00	0.00
21 2900 610 001 165	BHS Girls' Soccer Fundraising	0.00	0.00	(150.00)	0.00	150.00	0.00	150.00
21 2900 610 001 166	BHS Girls' Tennis Club	0.00	0.00	0.00	0.00	0.00	0.00	0.00
21 2900 610 001 167	BHS Boys' Tennis Club	0.00	119.00	119.00	0.00	(119.00)	0.00	(119.00)
21 2900 610 001 180	BHS Wrestling	0.00	260.00	964.95	0.00	(964.95)	1,056.00	(2,020.95)
21 2900 610 001 190	BHS Softball	0.00	1,140.00	6,443.09	0.00	(6,443.09)	0.00	(6,443.09)
21 2900 610 001 191	BHS Unified Bowling	0.00	0.00	90.34	0.00	(90.34)	0.00	(90.34)
21 2900 610 001 192	BHS Boys' Golf Club	0.00	0.00	250.00	0.00	(250.00)	0.00	(250.00)
21 2900 610 001 193	BHS Girls' Golf Club	0.00	0.00	1,173.70	0.00	(1,173.70)	38.75	(1,212.45)
21 2900 610 001 194	BHS Unified Bowling Club	0.00	0.00	0.00	0.00	0.00	0.00	0.00
21 2900 610 001 195	BHS Track Club	0.00	0.00	767.16	0.00	(767.16)	573.00	(1,340.16)
21 2900 610 001 196	BHS Football Club	0.00	1,040.05	2,038.04	0.00	(2,038.04)	557.00	(2,595.04)
21 2900 610 001 197	BHS Wrestling Club	0.00	0.00	0.00	0.00	0.00	2,484.50	(2,484.50)
21 2900 610 001 200	BHS Band	0.00	2,150.32	2,911.77	0.00	(2,911.77)	0.00	(2,911.77)
21 2900 610 001 205	BHS Flag Corp	0.00	0.00	0.00	0.00	0.00	0.00	0.00
21 2900 610 001 250	BHS Band Fundraising	0.00	0.00	0.00	0.00	0.00	0.00	0.00
21 2900 610 001 300	BHS Dance Team	0.00	5,380.52	5,808.52	0.00	(5,808.52)	1,118.44	(6,926.96)
21 2900 610 001 351	BHS Wrestling Cheerleading	0.00	0.00	0.00	0.00	0.00	0.00	0.00
21 2900 610 001 355	BHS Varsity Cheerleading	0.00	602.40	4,202.12	0.00	(4,202.12)	1,161.15	(5,363.27)
21 2900 610 001 425	BHS Prom	0.00	0.00	1,000.00	0.00	(1,000.00)	0.00	(1,000.00)
21 2900 610 001 450	BHS Skills USA/VICA	0.00	0.00	0.00	0.00	0.00	0.00	0.00
21 2900 610 001 501	BHS B-Club	0.00	0.00	0.00	0.00	0.00	0.00	0.00
21 2900 610 001 600	BHS FBLA	0.00	720.00	885.00	0.00	(885.00)	0.00	(885.00)
21 2900 610 001 650	BHS Fine Arts	0.00	0.00	0.00	0.00	0.00	0.00	0.00
21 2900 610 001 651	BHS Play Production	0.00	1,008.04	2,268.75	0.00	(2,268.75)	211.95	(2,480.70)

Account Number	Account Description	Revised Budget	Expended During Month	Expenditures to Date	% of Budget	Balance at EOM	P/ O Outstanding	Unencumbered Balance
21 2900 610 001 652	BHS Speech	0.00	75.00	75.00	0.00	(75.00)	0.00	(75.00)
21 2900 610 001 700	BHS Foreign Language Club (Spanish)	0.00	0.00	0.00	0.00	0.00	0.00	0.00
21 2900 610 001 720	BHS French	0.00	51.33	51.33	0.00	(51.33)	134.42	(185.75)
21 2900 610 001 750	BHS Journalism	0.00	0.00	0.00	0.00	0.00	0.00	0.00
21 2900 610 001 800	BHS Miscellaneous	0.00	8,740.35	10,575.34	0.00	(10,575.34)	4,021.39	(14,596.73)
21 2900 610 001 801	BHS Robotics	0.00	1,193.76	1,593.76	0.00	(1,593.76)	238.74	(1,832.50)
21 2900 610 001 802	BHS Quiz Bowl	0.00	100.00	100.00	0.00	(100.00)	0.00	(100.00)
21 2900 610 001 804	BHS Multi Cultural Club	0.00	0.00	0.00	0.00	0.00	169.29	(169.29)
21 2900 610 001 805	BHS Boys' Youth Basketball	0.00	0.00	150.00	0.00	(150.00)	1,092.00	(1,242.00)
21 2900 610 001 806	BHS Outdoor Club	0.00	0.00	0.00	0.00	0.00	0.00	0.00
21 2900 610 001 807	BHS Key Club	0.00	0.00	0.00	0.00	0.00	0.00	0.00
21 2900 610 001 809	BHS National Honor Society	0.00	0.00	0.00	0.00	0.00	0.00	0.00
21 2900 610 001 811	BHS Prism Club	0.00	0.00	0.00	0.00	0.00	0.00	0.00
21 2900 610 001 820	BHS Environmental Science	0.00	0.00	0.00	0.00	0.00	0.00	0.00
21 2900 610 001 825	BHS Girls' Youth Basketball	0.00	40.00	115.00	0.00	(115.00)	401.26	(516.26)
21 2900 610 001 830	BHS PSAT/AP	0.00	0.00	0.00	0.00	0.00	0.00	0.00
21 2900 610 001 835	BHS Drivers' Education	0.00	0.00	0.00	0.00	0.00	0.00	0.00
21 2900 610 001 840	BHS Baylor Test Prep	0.00	0.00	0.00	0.00	0.00	0.00	0.00
21 2900 610 001 850	BHS Post Prom	0.00	0.00	0.00	0.00	0.00	0.00	0.00
21 2900 610 001 865	BHS Engineering	0.00	0.00	0.00	0.00	0.00	0.00	0.00
21 2900 610 001 890	BHS Student Senate	0.00	1,921.31	5,260.15	0.00	(5,260.15)	5,074.96	(10,335.11)
21 2900 610 001 900	BHS Music	0.00	0.00	0.00	0.00	0.00	0.00	0.00
21 2900 610 001 905	BHS Music Student Fundraising	0.00	0.00	0.00	0.00	0.00	0.00	0.00
21 2900 610 001 910	BHS Musical	0.00	0.00	0.00	0.00	0.00	0.00	0.00
21 2900 610 001 915	BHS Music Resale	0.00	0.00	0.00	0.00	0.00	0.00	0.00
21 2900 610 001 950	BHS Vocational	0.00	0.00	0.00	0.00	0.00	0.00	0.00
21 2900 610 001 952	BHS Art Lab	0.00	85.01	85.01	0.00	(85.01)	0.00	(85.01)
21 2900 610 001 953	BHS Art International Travel	0.00	0.00	0.00	0.00	0.00	0.00	0.00
21 2900 610 001 954	BHS Ceramics	0.00	0.00	0.00	0.00	0.00	0.00	0.00
21 2900 610 001 955	BHS Shop	0.00	1,806.28	2,314.25	0.00	(2,314.25)	1,857.62	(4,171.87)
21 2900 610 001 970	BHS Library	0.00	0.00	0.00	0.00	0.00	0.00	0.00
21 2900 610 002 210	BE Band Resale	0.00	0.00	0.00	0.00	0.00	0.00	0.00
21 2900 610 002 550	BE Miscellaneous	0.00	48.94	48.94	0.00	(48.94)	0.00	(48.94)
21 2900 610 002 555	BE Yearbook	0.00	0.00	0.00	0.00	0.00	0.00	0.00
21 2900 610 002 590	BE Student Council	0.00	0.00	0.00	0.00	0.00	0.00	0.00
21 2900 610 002 975	BE Library	0.00	0.00	0.00	0.00	0.00	0.00	0.00
21 2900 610 003 215	PC Band Resale	0.00	0.00	0.00	0.00	0.00	0.00	0.00
21 2900 610 003 505	PC Student Council	0.00	0.00	0.00	0.00	0.00	0.00	0.00
21 2900 610 003 557	PC Miscellaneous	0.00	0.00	0.00	0.00	0.00	0.00	0.00
21 2900 610 003 558	PC Yearbook	0.00	0.00	0.00	0.00	0.00	0.00	0.00
21 2900 610 003 971	PC Library	0.00	557.26	626.98	0.00	(626.98)	793.43	(1,420.41)
21 2900 610 004 220	HE Band Resale	0.00	0.00	0.00	0.00	0.00	0.00	0.00
21 2900 610 004 510	HE Student Council	0.00	0.00	0.00	0.00	0.00	0.00	0.00
21 2900 610 004 560	HE Miscellaneous	0.00	1,734.75	2,374.26	0.00	(2,374.26)	0.00	(2,374.26)
21 2900 610 004 565	HE Yearbook	0.00	0.00	0.00	0.00	0.00	0.00	0.00
21 2900 610 004 995	HE Library	0.00	0.00	216.00	0.00	(216.00)	0.00	(216.00)
21 2900 610 005 101	BMS Athletics	0.00	0.00	0.00	0.00	0.00	386.50	(386.50)
21 2900 610 005 110	BMS Football	0.00	805.00	2,491.69	0.00	(2,491.69)	180.00	(2,671.69)
21 2900 610 005 112	BMS Track	0.00	0.00	0.00	0.00	0.00	0.00	0.00
21 2900 610 005 120	BMS Volleyball	0.00	625.00	1,380.00	0.00	(1,380.00)	0.00	(1,380.00)
21 2900 610 005 130	BMS Boys' Basketball	0.00	579.30	579.30	0.00	(579.30)	0.00	(579.30)
21 2900 610 005 140	BMS Girls' Basketball	0.00	0.00	0.00	0.00	0.00	0.00	0.00
21 2900 610 005 146	BMS Cross Country	0.00	1,003.00	1,230.71	0.00	(1,230.71)	180.00	(1,410.71)
21 2900 610 005 185	BMS Wrestling	0.00	110.00	110.00	0.00	(110.00)	0.00	(110.00)
21 2900 610 005 601	BMS FBLA	0.00	0.00	0.00	0.00	0.00	0.00	0.00

Account Number	Account Description	Revised Budget	Expended During Month	Expenditures to Date	% of Budget	Balance at EOM	P/ O Outstanding	Unencumbered Balance
21 2900 610 005 803	BMS Robotics	0.00	0.00	0.00	0.00	0.00	0.00	0.00
21 2900 610 005 810	BMS PTO	0.00	0.00	0.00	0.00	0.00	0.00	0.00
21 2900 610 005 845	BMS Yearbook	0.00	65.98	65.98	0.00	(65.98)	0.00	(65.98)
21 2900 610 005 860	BMS Engineering	0.00	0.00	0.00	0.00	0.00	0.00	0.00
21 2900 610 005 870	BMS Leadership Group	0.00	0.00	0.00	0.00	0.00	0.00	0.00
21 2900 610 005 872	BMS Service Club	0.00	0.00	0.00	0.00	0.00	0.00	0.00
21 2900 610 005 891	BMS Student Senate	0.00	0.00	0.00	0.00	0.00	125.00	(125.00)
21 2900 610 005 892	BMS Cooking Club	0.00	0.00	0.00	0.00	0.00	124.40	(124.40)
21 2900 610 005 893	BMS Miscellaneous	0.00	0.00	0.00	0.00	0.00	0.00	0.00
21 2900 610 005 897	BMS ART CLUB	0.00	0.00	0.00	0.00	0.00	0.00	0.00
21 2900 610 005 916	BMS Music Resale	0.00	0.00	140.00	0.00	(140.00)	0.00	(140.00)
21 2900 610 005 951	BMS Tech & Living	0.00	0.00	0.00	0.00	0.00	0.00	0.00
21 2900 610 005 996	BMS Library	0.00	618.01	669.36	0.00	(669.36)	0.00	(669.36)
21 2900 610 006 221	AP Band Resale	0.00	0.00	0.00	0.00	0.00	0.00	0.00
21 2900 610 006 511	AP Student Council	0.00	0.00	0.00	0.00	0.00	0.00	0.00
21 2900 610 006 561	AP Miscellaneous	0.00	0.00	616.00	0.00	(616.00)	1,397.86	(2,013.86)
21 2900 610 006 566	AP Yearbook	0.00	0.00	0.00	0.00	0.00	0.00	0.00
21 2900 610 006 976	AP Library	0.00	471.56	471.56	0.00	(471.56)	551.96	(1,023.52)
21 2900 610 007 222	SE Band Resale	0.00	0.00	0.00	0.00	0.00	0.00	0.00
21 2900 610 007 512	SE Student Council	0.00	181.89	181.89	0.00	(181.89)	0.00	(181.89)
21 2900 610 007 567	SE Miscellaneous	0.00	0.00	0.00	0.00	0.00	0.00	0.00
21 2900 610 007 568	SE Yearbook	0.00	0.00	0.00	0.00	0.00	0.00	0.00
21 2900 610 007 972	SE Library	0.00	38.41	38.41	0.00	(38.41)	2,165.00	(2,203.41)
21 2900 610 008 102	BSMS Athletics	0.00	0.00	470.39	0.00	(470.39)	42.47	(512.86)
21 2900 610 008 121	BSMS Football	0.00	920.00	1,958.60	0.00	(1,958.60)	1,044.75	(3,003.35)
21 2900 610 008 122	BSMS Track	0.00	144.24	144.24	0.00	(144.24)	16.95	(161.19)
21 2900 610 008 123	BSMS Volleyball	0.00	450.00	990.00	0.00	(990.00)	95.00	(1,085.00)
21 2900 610 008 124	BSMS Boys' Basketball	0.00	840.00	840.00	0.00	(840.00)	0.00	(840.00)
21 2900 610 008 143	BSMS Girls' Basketball	0.00	0.00	0.00	0.00	0.00	0.00	0.00
21 2900 610 008 147	BSMS Cross Country	0.00	500.00	620.00	0.00	(620.00)	180.00	(800.00)
21 2900 610 008 186	BSMS Wrestling	0.00	0.00	0.00	0.00	0.00	744.96	(744.96)
21 2900 610 008 602	BSMS FBLA	0.00	0.00	0.00	0.00	0.00	0.00	0.00
21 2900 610 008 808	BSMS Robotics	0.00	0.00	0.00	0.00	0.00	0.00	0.00
21 2900 610 008 846	BSMS Yearbook	0.00	0.00	205.43	0.00	(205.43)	0.00	(205.43)
21 2900 610 008 861	BSMS Engineering	0.00	0.00	0.00	0.00	0.00	0.00	0.00
21 2900 610 008 871	BSMS Service Club	0.00	0.00	0.00	0.00	0.00	47.92	(47.92)
21 2900 610 008 894	BSMS Student Senate	0.00	0.00	0.00	0.00	0.00	325.00	(325.00)
21 2900 610 008 895	BSMS Cooking Club	0.00	105.45	105.45	0.00	(105.45)	0.00	(105.45)
21 2900 610 008 896	BSMS Miscellaneous	0.00	0.00	0.00	0.00	0.00	0.00	0.00
21 2900 610 008 898	BSMS ART CLUB	0.00	0.00	0.00	0.00	0.00	0.00	0.00
21 2900 610 008 917	BSMS Music Resale	0.00	0.00	320.00	0.00	(320.00)	0.00	(320.00)
21 2900 610 008 997	BSMS Library	0.00	964.88	964.88	0.00	(964.88)	0.00	(964.88)
2900	OTHER SUPPORT SERVICES	0.00	61,547.73	112,639.86	0.00	(112,639.86)	42,446.25	(155,086.11)
21	ACTIVITY FUND	0.00	61,547.73	112,639.86	0.00	(112,639.86)	42,446.25	(155,086.11)

Account Number	Account Description	Revised Budget	Expended During Month	Expenditures to Date	% of Budget	Balance at EOM	P/ O Outstanding	Unencumbered Balance
22	STUDENT FEE FUND							
2190	OTHER PUPIL SUPPORT SERVICES							
22 2190 340 000 670	REPAIRS	0.00	378.90	378.90	0.00	(378.90)	0.00	(378.90)
22 2190 610 000 670	SUPPLIES	0.00	30.00	30.00	0.00	(30.00)	0.00	(30.00)
2190	OTHER PUPIL SUPPORT SERVICES	0.00	408.90	408.90	0.00	(408.90)	0.00	(408.90)
22	STUDENT FEE FUND	0.00	408.90	408.90	0.00	(408.90)	0.00	(408.90)

Account Number	Account Description	Revised Budget	Expended During Month	Expenditures to Date	% of Budget	Balance at EOM	P/ O Outstanding	Unencumbered Balance
25 BOND FUND								
5000 DEBT SERVICES								
25 5000 831 000	REDEMPTION OF PRINCIPAL	0.00	0.00	0.00	0.00	0.00	0.00	0.00
25 5000 832 000	DEBT SERVICE INTEREST	0.00	0.00	0.00	0.00	0.00	0.00	0.00
25 5000 833 000	BOND ISS & OTHER DEBT-RELATED COSTS	0.00	0.00	0.00	0.00	0.00	0.00	0.00
25 5000 890 000	OTHER MISC EXPENSES	0.00	0.00	0.00	0.00	0.00	0.00	0.00
5000 DEBT SERVICES		0.00	0.00	0.00	0.00	0.00	0.00	0.00
25 BOND FUND		0.00	0.00	0.00	0.00	0.00	0.00	0.00

Account Number	Account Description	Revised Budget	Expended During Month	Expenditures to Date	% of Budget	Balance at EOM	P/ O Outstanding	Unencumbered Balance
Grand Total:		61,552,945.00	9,006,154.25	21,905,884.93	36.33	39,647,060.07	453,968.58	39,193,091.49

PIK/Gross	Amount	Expense/ Employer	Adjustment Amount	Check Total	Payee ID	Payee Name	
Checking Account ID: GENERAL							
ADD							
ACTDRIVE Activity Driver		13,182.97					
ACTIVITY Activity		12,880.48					
ADSUPSUBBE Admin Support Sub BE		331.24					
ADSUPSUBMS Admin Support Sub BMS		137.03					
ADSUPSUBPC Admin Support Sub PC		131.22					
BACKPAY Back Pay		93.72					
BEREAVE Bereavement		2,140.61					
CREDITREC Credit Recovery		134.28					
CURR1 Curriculum Work		1,719.09					
GERTDRIV Route Driver		22,605.51					
HOURLY Hourly		352,526.20					
INHOUSE In-House Sub		2,142.00					
OT Overtime		14,515.22					
OT1 Overtime Act		174.82					
PARASUB Substitute Paraprofessional		3,282.02					
PERSONAL Personal		5,038.56					
SATURDAY Saturday School		456.03					
SICK Sick		10,676.72					
SPDRIVE Sped Driver		26,571.07					
STIPEND Stipend		1,440.00					
SUB Substitute		79,800.00					
SUBLT Substitute Long Term		13,015.00					
TECH1 Technology		400.00					
VACATION Vacation		1,760.64					
		565,154.43					
CONTRACT							
C01 Contract		2,222,628.54					
EXTRADUTY1 Extra Duty		49,399.90					
EXTRADUTY2 Extra Duty		17,788.49					
EXTRADUTY3 Extra Duty		4,938.07					
EXTRADUTY4 Extra Duty		1,436.37					
EXTRADUTY5 Extra Duty		159.06					
INLIEU Cash in lieu		58,055.70					
LONGEVITY Longevity		4,426.78					
LTD Long Term Disability		5,558.38					
PHONESTIP Cell Phone Stipend		120.00					
		2,364,511.29					
DEDUCTION							
403B TSA 403b	6,260.83			6,260.83	403B	403B Consultants LLC	A
403BROTH 403b Roth	2,160.00			2,160.00	403B	403B Consultants LLC	A
AFLAC AFLAC	130.49			130.49	AFLAC	Aflac	A
BCBSMISSED BCBS Missed Ded	(632.14)	1,658.79		1,026.65	BCBS	Blue Cross/Blue Shield of NE	
CAFEMED Med Reimb FSA	9,248.29			9,248.29	BPSSECT125	BPS Section 125 Plan	
CAICGROUP CAIC Group	126.83			126.83	AFLACGROUP	Aflac Group Insurance	
COLLANALYS Garnishment	205.03			205.03	COLLANALYS	COLLECTION ANALYST INC., THE	
DENTAL Dental	18,374.82	21,219.48		39,594.30	BCBS	Blue Cross/Blue Shield of NE	
DEPCARE Dep Care FSA	13,145.99			13,145.99	BPSSECT125	BPS Section 125 Plan	
HEALTHINS Health Insur	2,392.76	573,939.19		576,331.95	BCBS	Blue Cross/Blue Shield of NE	
HORMANLIFE H.Mann Life	419.94			419.94	HORMANLIFE	Horace Mann Life Insurance Company	
LTDISAB Long Term Disab	5,558.38			5,558.38	MADNATL	Madison National Life Ins. Co., Inc.	
MISSSTAND Missed Standard	140.50			140.50	STANDARD	Standard Insurance Company	
MISSSUREYE Missed Surr Eye	24.74			24.74	SURENCY	Surency Life and Health	
NECHLDSPPT Child Sppt	365.00			365.00	NECHLDSPPT	NCSPC	
NISLIFE Life		1,094.10		1,094.10	NISLIFE	Madison National Life Ins. Co, Inc	
NISVOLLIFE Vol Life	1,699.21			1,699.21	NISLIFE	Madison National Life Ins. Co, Inc	

	PIK/Gross	Amount	Expense/ Employer	Adjustment Amount	Check Total	Payee ID	Payee Name	
SECURBENE Sec Ben 403b		3,294.15			3,294.15	SECURBENE	SECURITY BENEFIT	
STANDACCID Accident		2,534.28			2,534.28	STANDARD	Standard Insurance Company	
STANDCRIT Critical		1,973.34			1,973.34	STANDARD	Standard Insurance Company	
STANDHOSP Hospital		1,418.52			1,418.52	STANDARD	Standard Insurance Company	
SURENCYEYE Vision		3,203.38			3,203.38	SURENCY	Surency Life and Health	
TEAMMATES Teammates		412.00			412.00	TEAMMATES	TEAMMATES	
TRUSTMARK Trustmark		2,949.23			2,949.23	TRUSTMARK	TRUSTMARK VOLUNTARY BENEFIT SOLUTIONS INC	
		75,405.57	597,911.56	0.00	673,317.13			
INDIVIDUAL BANK ACCOUNT DEDUCTION								
HSA HSA	517,825.00	15,990.02	26,402.65		42,392.67			D
		15,990.02	26,402.65	0.00	42,392.67			
RET DEDUCTION								
NPERS Retirement	2,746,419.43	199,115.49	201,106.53		400,222.02	BPSBUS	BPS Business Account	
NPERSCORR NPERS Correct	9,790.27	453.73	1,176.80		1,630.53	BPSBUS	BPS Business Account	
		199,569.22	202,283.33	0.00	401,852.55			
TAX								
FIT FIT	2,658,536.34	204,884.10			204,884.10	EFTPS	ELECTRONIC FEDERAL TAX PAYMENT SYSTEM	A
FUTA FUTA	2,929,665.72							
MEDICARE MEDICARE	2,867,660.54	41,762.40	41,581.29		83,343.69	EFTPS	ELECTRONIC FEDERAL TAX PAYMENT SYSTEM	A
SITNE SIT NE	2,658,536.34	83,320.88			83,320.88	BPSBUS	BPS Business Account	
SOCSEC SOC SEC	2,846,107.70	176,458.85	176,458.85		352,917.70	EFTPS	ELECTRONIC FEDERAL TAX PAYMENT SYSTEM	A
SUTANE SUTA NE	2,929,665.72							
WCNE WORK COMP NE	2,929,665.72							
		506,426.23	218,040.14	0.00	724,466.37			

Net Pay:	2,132,274.68
Cash Total:	3,974,303.40

Non - FIT Taxable Deductions	271,129.38
Non - SIT Taxable Deductions	271,129.38
Non - SOC SEC Taxable Deductions	62,005.18
Non - MEDICARE Taxable Deductions	62,005.18
Direct Deposits	2,174,667.35
Automatic Payments	649,696.81
Adds + Contracts + Deduction Adds	2,929,665.72

	PIK/Gross	Amount	Expense/ Employer	Adjustment Amount	Check Total	Payee ID	Payee Name	
Checking Account ID: HOTLUNCH								
ADD								
BEREAVE Bereavement			72.04					
COOKSUB Substitute Cook			5,216.21					
HOURLY Hourly			83,139.34					
OT Overtime			136.59					
PERSONAL Personal			826.73					
SICK Sick			2,557.17					
			91,948.08					
CONTRACT								
C01 Contract			7,865.43					
INLIEU Cash in lieu			967.21					
LTD Long Term Disability			132.39					
			8,965.03					
DEDUCTION								
CAFEMED Med Reimb FSA		25.00			25.00	BPSSECT125	BPS Section 125 Plan	
DENTAL Dental		181.10	228.34		409.44	BCBS	Blue Cross/Blue Shield of NE	
DEPCARE Dep Care FSA		100.00			100.00	BPSSECT125	BPS Section 125 Plan	
HEALTHINS Health Insur		765.06	5,352.26		6,117.32	BCBS	Blue Cross/Blue Shield of NE	
LTDISAB Long Term Disab		132.39			132.39	MADNATL	Madison National Life Ins. Co., Inc.	
NISLIFE Life			78.75		78.75	NISLIFE	Madison National Life Ins. Co, Inc	
NISVOLLIFE Vol Life		133.40			133.40	NISLIFE	Madison National Life Ins. Co, Inc	
STANDACCID Accident		127.05			127.05	STANDARD	Standard Insurance Company	
STANDCRIT Critical		163.80			163.80	STANDARD	Standard Insurance Company	
STANDHOSP Hospital		146.41			146.41	STANDARD	Standard Insurance Company	
SURENCYEYE Vision		133.72			133.72	SURENCY	Surency Life and Health	
TRUSTMARK Trustmark		210.82			210.82	TRUSTMARK	TRUSTMARK VOLUNTARY BENEFIT SOLUTIONS INC	
		2,118.75	5,659.35	0.00	7,778.10			
RET DEDUCTION								
NPERS Retirement	94,597.30	6,858.31	6,926.88		13,785.19	BPSBUS	BPS Business Account	
		6,858.31	6,926.88	0.00	13,785.19			
TAX								
FIT FIT	92,849.92	2,392.40			2,392.40	EFTPS	ELECTRONIC FEDERAL TAX PAYMENT SYSTEM	A
FUTA FUTA	100,913.11							
MEDICARE MEDICARE	99,708.23	1,445.77	1,445.77		2,891.54	EFTPS	ELECTRONIC FEDERAL TAX PAYMENT SYSTEM	A
SITNE SIT NE	91,424.67	1,830.62			1,830.62	BPSBUS	BPS Business Account	
SOCSEC SOC SEC	99,708.23	6,181.93	6,181.93		12,363.86	EFTPS	ELECTRONIC FEDERAL TAX PAYMENT SYSTEM	A
SUTANE SUTA NE	100,913.11							
WCNE WORK COMP NE	100,913.11							
		11,850.72	7,627.70	0.00	19,478.42			

Net Pay:	80,085.33
Cash Total:	121,127.04

Non - FIT Taxable Deductions	8,063.19
Non - SIT Taxable Deductions	8,063.19
Non - SOC SEC Taxable Deductions	1,204.88
Non - MEDICARE Taxable Deductions	1,204.88
Direct Deposits	80,085.33
Automatic Payments	17,647.80
Adds + Contracts + Deduction Adds	100,913.11

Vendor Name	Vendor Description	Amount
ACTIVITY FUND		
BLICK ART MATERIALS		$186.17
Fund Number 21		$186.17
Checking Account ID ACTIVITY		$186.17
BOND FUND		
BOK FINANCIAL		$6,498,099.51
Fund Number 25		$6,498,099.51
Checking Account ID BONDFUND		$6,498,099.51
DEPRECIATION		
COACH MASTER'S INC		$85,450.00
Fund Number 03		$85,450.00
Checking Account ID DEPRCHECK		$85,450.00
GENERAL FUND CHECKING		
360 COMMUNITY SERVICES		$16,598.82
A CATERED AFFAIR		$543.00
A UNITED AUTOMATIC DOORS & GLASS, INC		$2,208.98
ACCESS SYSTEMS LEASING		$17,763.07
ACCESS SYSTEMS		$609.65
ADVANCE AUTO PARTS		$431.98
AMAZON CAPITAL SERVICES		$12,714.82
ARBOR FAMILY COUNSELING		$6,770.00
ARNOLD MOTOR SUPPLY		$150.46
Assmann, Kathryn		$44.31
Austin, Marc		$93.48
AWARDS UNLIMITED, INC.		$80.06
Bateman, Amy		$42.56
Biehler, Hallie		$20.14
Blanchard, Amy		$508.80
BLICK ART MATERIALS		$151.14
Blomenkamp, Matthew		$127.68
Bombeck, Daniel		$202.24
Bottorff, Alexandria		$105.26
Bouaphakeo, Ann		$129.66
BOUND TO STAY BOUND BOOKS		$16.70
BOYS TOWN		$15,600.00
BPS NUTRITION SERVICES		$1,161.26
CERRIS SYSTEMS		$41,879.65
Christensen, Jamie		$508.97
Christian, Jack		$21.28
CITY OF BENNINGTON		$60,000.00
College, Kari		$54.72
CONSOLIDATED ELECTRICAL DISTRIBUTORS		$1,288.00
CONTROLLED RAIN		$4,410.00
COX BUSINESS		$1,337.30
CULLIGAN		$42.00
DAILY RECORD, THE		$360.66
DECKER EQUIPMENT		$147.75
DeHart, Melissa		$28.20

Vendor Name	Vendor Description	Amount
DH PACE COMPANY		$291.50
DIETZE MUSIC HOUSE, INC		$1,128.20
DOUGLAS COUNTY ASSESSOR/REGISTER OF DEEDS		$25.00
DURABLE FLAGS		$10,330.00
ELECTRICITY, LLC		$5,268.10
Engel, Olivia		$28.41
EPS LEARNING		$2,417.48
ESU 3		$55,440.00
EVOLVING PATHS THERAPY, LLC		$2,178.00
FAIRFIELD INN & SUITES		$1,830.00
Feeney III, James		$873.25
FILTER SHOP, INC		$1,135.63
FIRST STUDENT, INC		$69,697.60
Fitzgerald, Abby		$85.12
FLINN SCIENTIFIC CO.		$274.78
FOLLETT CONTENT SOLUTIONS, LLC		$1,578.51
Fortin, Leslie		$143.64
GARY CLEMMER		$290.00
GOODWILL INDUSTRIES, INC		$6,750.00
GREATER NEBRASKA SCHOOLS ASSOCIATION		$4,250.00
Gutz, Stacy		$139.08
HARLOW'S SCHOOL BUS SERVICE, INC.		$27,729.12
HD SUPPLY, INC.		$13,711.85
HEARTLAND TIRES & TREADS		$4,052.68
HILAND DAIRY, INC.		$130.22
HY-VEE INC		$1,126.18
I3 BANK		$80.00
IMAGINE LEARNING LLC		$7,268.00
Ingram, Zavaire		$242.06
INTERSTATE ALL BATTERY CENTER		$238.95
INTERSTATE BATTERY SYSTEMS OF OMAHA		$439.90
J & J SMALL ENGINES		$485.85
J.W. PEPPER & SON, INC		$475.97
Johanek, Jay		$138.32
JOHN DEERE FINANCIAL		$403.22
Jones, Abigail		$143.64
JUST FOR KIDS THERAPY INC		$25,882.50
KELLEY PLUCKER, LLC		$6,950.00
Kessell, Christopher		$262.96
Korbel, Alysha		$107.01
Kramer, Brittany		$42.67
KRIHA FLUID POWER - LINCOLN ADMIN		$89.12
LaBombard, Elizabeth		$532.23
Lamb, Stephanie		$647.77
Lamberty, Gregory		$378.48
LANG DIESEL INC		$1,672.61
LEARNING FORWARD NEBRASKA		$25.00
LIED LODGE		$169.00
LITTLE BEE SPEECH CO.		$1,199.90
Loghry, Elizabeth		$141.36
Loptin, Robbie		$107.16
Maroney, Abby		$14.29
MAXIM HEALTH CARE SERVICES		$3,877.80
McCoy, Jodi		$22.80
MCGRAW HILL LLC		$1,334.25

Vendor Name	Vendor Description	Amount
McGrew, Laura		$45.60
MECHANICAL SALES, INC.		$4,246.59
MENSAH, SOWAH		$350.00
METROPOLITAN UTILITIES DISTRICT		$21,960.00
MIDWEST BUS PARTS		$2,027.47
Mitchell, Kimberly		$11.70
Mohr, Emily		$508.80
NAPA AUTO PARTS		$14.43
NATIONAL ART EDUCATION ASSOCIATION		$1,500.00
NE COUNCIL ON ECONOMIC EDUCATION		$588.00
NEBRASKA ASSOC. FOR LEADERSIHP & CURR DEVELOPMENT		$50.00
NEBRASKA CENTRAL EQUIPMENT INC		$1,458.87
NEBRASKA COUNCIL OF SCHOOL ADMINISTRATORS		$2,374.00
NEBRASKA MEDICAL CENTER, THE		$8,660.00
NEBRASKA MUSIC EDUCATORS ASSOC		$750.00
NEBRASKA SAFETY CENTER		$270.00
NEBRASKA STATE FIRE MARSHAL ELEVATOR DIVISION		$120.00
NEBRASKA.GOV		$904.00
OCCUPATIONAL HEALTH CENTERS OF NE, P.C.		$285.00
Ohlson, Calena		$38.76
OMAHA SYMPHONY		$540.00
OMAHA WORLD-HERALD, THE		$396.00
ONE SOURCE		$1,143.45
OPPD		$75,547.00
PAR INC		$1,053.00
PERFORMANCE FOODSERVICE		$677.18
PERRY LAW FIRM		$3,212.00
PHONAK		$53.58
Plas, Aaron		$646.76
PORT-A-JOHNS INC		$462.50
Powell, Joshua		$508.80
PRESTO-X		$2,978.26
PRIME SECURED, INC		$18,705.78
PRO-ED, INC		$1,050.50
PROCARE THERAPY		$4,998.00
RAPPORT INTERNATIONAL, LLC		$110.00
REGION II ELEMENTARY PRINCIPALS		$150.00
REMEDY ROAD LLC		$1,690.85
RTG BUILDING SERVICES, INC		$83,977.08
SAPP BROS., INC.		$22,183.25
Sass, Brian		$30.40
SCHED LLC		$2,868.75
SCHOOL NURSE SUPPLY, INC		$268.07
SCHOOL SPECIALTY LLC		$197.60
SEAMS 2 EASY		$1,237.70
SECURITY EQUIPMENT, INC		$1,590.00
Sindelar, Kathryn		$337.45
SN CONTRACTING, LLC		$4,550.00
Spooner, Derrik		$184.15
SPORTS FACILITY MAINTENANCE, LLC		$14,998.67
START 2 SEW		$208.81
STERICYCLE, INC		$484.80
Stroberg, Kimberly		$913.79

Vendor Name	Vendor Description	Amount
SUMMIT FIRE PROTECTION CO.		$4,384.85
TAESE		$600.00
Thies, Michael		$86.64
THINK SOCIAL PUBLISHING, INC.		$161.39
Thoendel, Shannon		$92.72
TK ELEVATOR CORPORATION		$1,419.15
Townsend, Jake		$137.56
TRAN, TRINH		$60.00
TRANE US INC		$4,433.00
TRUCK CENTER COMPANIES		$697.32
Uchtman, Robert		$88.16
UNIVERSITY OF NE MEDICAL CENTER		$6,000.00
UNIVERSITY OF NEBRASKA-LINCOLN		$270.35
US BANK		$18,906.92
USIC LOCATING SERVICES, LLC		$233.38
VALA'S PUMPKIN PATCH		$1,228.77
VENTRIS LEARNING LLC		$531.00
VERIZON		$426.83
VISITING NURSE HEALTH SERVICES		$20,583.75
VOSS, DOUGLAS		$1,039.68
WHITE CASTLE ROOFING		$2,500.00
Wilson, Matthew		$133.00
WOODHOUSE		$1,723.85
Wright, Nicole		$36.48
YANO'S NURSERY		$1,500.00
Young, Norise		$67.03
ZUM SERVICES INC.		$3,296.28
Fund Number 01		$815,185.28
Checking Account ID GENERAL		$815,185.28
SPECIAL BUILDING FUND - CHECKING		
DLR GROUP		$68,629.54
HAUSMANN CONSTRUCTION, INC		$4,335,863.47
OUTDOOR RECREATION PRODUCTS		$18,550.00
VALLEY CORPORATION		$140,968.54
Fund Number 13		$4,564,011.55
Checking Account ID SPECBLDG		$4,564,011.55

Fund Number		Beginning Cash	Revenues	Expenses	Payables Change	Ending Cash
01	GENERAL FUND CHECKING	106,704.10	1,618,073.28	(4,642,390.73)	0.00	1,717,780.86
02	NUTRITION SERVICES	920,657.82	257,514.37	(289,186.95)	0.00	888,985.24
03	DEPRECIATION	150,159.76	45.27	0.00	0.00	150,205.03
04	SPECIAL BUILDING FUND - SAVINGS	817,153.72	70,964.01	0.00	0.00	888,117.73
05	UNEMPLOYMENT - SAVINGS	9,492.91	0.78	(58.33)	0.00	9,435.36
06	GENERAL - SAVINGS	50,328.16	491,367.59	0.00	0.00	541,695.75
08	BUSINESS ACCT	15,500.00	0.00	0.00	0.00	15,500.00
13	SPECIAL BUILDING FUND - CHECKING	100,243.53	87.40	(4,012,561.61)	0.00	100,087.40
14	BUILDING FUND - NLAF	22,978,628.02	64,938.73	0.00	0.00	19,031,248.67
15	QSC BONDS - NLAF	0.01	0.00	0.00	0.00	0.01
16	QSC BONDS -SAVINGS	30,954.06	2.54	0.00	0.00	30,956.60
18	GENERAL FUND CDARS	13,434,216.16	31,069.25	0.00	0.00	8,829,891.20
19	BUILDING FUND CDARS	388,892.70	1,124.56	0.00	0.00	390,017.26
20	DEPRECIATION CDARS	5,259,792.57	15,209.68	0.00	0.00	5,275,002.25
21	ACTIVITY FUND	711,764.56	83,917.46	(61,547.73)	0.00	734,134.29
22	STUDENT FEE FUND	89,330.91	131.16	(408.90)	0.00	89,053.17
24	QSC BONDS CDARS	670,895.82	1,939.97	0.00	0.00	672,835.79
25	BOND FUND	12,439,007.02	148,738.55	0.00	0.00	12,587,745.57
27	UNEMPLOYMENT CDARS	301,735.48	872.50	0.00	0.00	302,607.98
Grand Total:		58,475,457.31	2,785,997.10	(9,006,154.25)	0.00	52,255,300.16

Vendor Name	Vendor Description	Amount
NUTRITION SERVICES		
AMAZON CAPITAL SERVICES		$22.49
CERRIS SYSTEMS		$7,241.50
CHESTERMAN COMPANY		$5,080.38
Childers, Patricia		$4.79
CINTAS CORPORATION		$1,683.61
GREATER OMAHA REFRIGERATION		$1,068.39
HILAND DAIRY, INC.		$18,120.98
PERFORMANCE FOODSERVICE		$125,376.18
ROTELLA'S ITALIAN BAKERY		$6,030.77
SCHAEFER ELECTRIC, INC		$553.91
US BANK		$129.50
WALDINGER CORPORATION, THE		$2,579.53
Watsabaugh, Tracy		$167.88
Fund Number 02		$168,059.91
Checking Account ID HOTLUNCH		$168,059.91

Vendor Name	Vendor Description	Amount
ACTIVITY FUND		
4 SEASONS AWARDS		$682.48
ABDOUCH, MIKE		$60.00
ADAMS, JOSHUA		$150.00
Allen, Susan		$160.00
AMAZON CAPITAL SERVICES		$2,674.36
AVEL & CO		$840.00
BACKLUND, KIERYN		$75.00
BARTEK, MICHAEL		$240.00
BELFRAGE, MANNI		$110.00
BENSON, JOHN		$150.00
BENTZINGER, DAN		$110.00
BHS BOOSTER CLUB		$238.00
BLACK SQUIRREL ENTERPRISES, LLC		$623.00
BLAIR COMMUNITY SCHOOLS		$150.00
BLICK ART MATERIALS		$85.01
BONERTZ, SCOTT		$410.00
BOUND TO STAY BOUND BOOKS		$51.54
BOWERS, KORRINE		$360.00
BOWERS, RYAN		$60.00
BRAVO, RICHARD		$90.00
BRYAN MIDDLE SCHOOL ATHLETICS		$400.00
CALLAM SPORTS PHOTOGRAPHY		$380.00
CARNE, SCOTT		$90.00
CATCHPOOL, SCOTT		$140.00
CI SHIRTS		$1,432.00
CICIRELLO, NICHOLAS		$165.00
COBLE, GLEN		$470.00
CRAWFORD, JAKE		$70.00
CROCKETT, GREG		$240.00
CROWN TROPHY & AWARDS		$750.32
CRUM, JAMES		$240.00
CRUMP, JEREMY		$80.00
DANCER'S VISION, LLC, THE		$2,419.03
DC WEST HIGH SCHOOL		$150.00
DICKEY, KENNETH		$90.00
DOLNICEK, TERRY		$110.00
DREWS, AARON		$150.00
DUTTON, BILL		$150.00
EASTERN MIDLANDS CONFERENCE		$41.00
ELMWOOD-MURDOCK JR/SR HIGH SCHOOL		$125.00
FASTSIGNS		$8,476.17
FINLEY, GEORGE		$150.00
Finley, Wade		$150.00
FOLLETT CONTENT SOLUTIONS, LLC		$39.98
FREMONT HIGH SCHOOL		$150.00
FUTURE BUSINESS LEADERS OF AMERICA, INC		$720.00
FYE, MICHAEL		$90.00
GREATER OMAHA LEAGUE OF DEBATE		$75.00
GREENFIELD, LINDSEY		$240.00
GRUBAUGH, JOSHUA		$80.00
HAMMOND, NEIL		$177.00
HANSON, CHEYENNE		$480.00
HARRIS, STEPHAN		$175.00
HARTUNG, JASON		$70.00
HARTUNG, ROBIN		$200.00

Vendor Name	Vendor Description	Amount
HAY JAY COFFEE		$500.00
HEALY AWARDS, INC		$691.86
HIATT, CHASE		$40.00
HIATT, RICHARD		$235.00
HILSCHER, ANDREW		$480.00
HOHMAN, CHARLIE		$110.00
HOHMAN, GRAHAM		$70.00
HORNE, HENRY		$35.00
HOWIES ATHLETIC TAPE		$1,206.31
HOWLES, JASON		$200.00
HUNNEL, ZACH		$80.00
I3 BANK		$210.00
IVERSEN, JAYME		$320.00
JENSEN, BEN		$70.00
JOHNSON, ARLD		$100.00
JOHNSON, LANE		$110.00
JUNG, BLAIZE		$130.00
KEARNEY, JOSHUA		$200.00
KEENEY, PAUL		$195.00
KEENEY, SUSAN		$195.00
KELLY, JAMES		$130.00
KLOSTER, BRAYDEN		$35.00
KRAUSE, MATTHEW		$95.00
KRIVOHLAVEK, WILLIAM		$360.00
KROGSTRAND, ALYSSA		$180.00
KUPER, JAMES		$1,679.75
LARSEN, BRAD		$100.00
LAURIDSEN, KINLEY		$25.00
LEWIS CENTRAL HIGH SCHOOL		$125.00
LILJEDAHL, RYAN		$110.00
LOGEMAN, TREVOR		$60.00
LUETHJE, DARRICK		$150.00
LUSSO, SHAYLA		$110.00
MAKOVICKA, ALAN		$150.00
MARTIN, RODNEY		$100.00
MCCARTHY, MIKE		$110.00
McGUIGAN ARTS ACADEMY		$175.00
McREYNOLDS, ROBBIE		$150.00
MEAD, LYLE		$80.00
MEURET, TYLER		$160.00
MILLARD NORTH HIGH SCHOOL		$250.00
MILLER, JERALD		$220.00
MRG HAUFF LLC		$912.38
NEBRASKA BASKETBALL DEVELOPMENT ASSOC		$40.00
NEBRASKA COACHES ASSOC		$580.00
NEBRASKA WRESTLING CAMPS, INC		$260.00
NELSON, STACIA		$640.00
NEUVERTH, JONAS		$25.00
NIEHUS, ZACK		$180.00
NORRIS HIGH SCHOOL		$150.00
NORRIS MIDDLE SCHOOL		$150.00
NORTHWEST HIGH SCHOOL		$150.00
ODEYS INC		$5,000.00
OMAHA COMMUNITY PLAY HOUSE		$415.00
OSBORNE, COHEN		$30.00
PANOWICZ, MASON		$30.00

Vendor Name	Vendor Description	Amount
PAPILLION LA VISTA HIGH SCHOOL		$200.00
PERU STATE COLLEGE		$200.00
PLACEK, RYAN		$200.00
POLEN, CHRIS		$130.00
RALSTON HIGH SCHOOL		$100.00
Ramaeker, Anthony		$560.00
RANDALL, ANTHONY		$495.00
RECKLING, KATHERINE		$90.00
REESE, BRIAN		$360.00
REIMER, SARAH		$352.75
REINKE, JOSEPH		$170.00
REISER, JANET		$90.00
ROBERTS, QUINN		$130.00
ROBERTS, SAM		$80.00
RUSHORDERTEES.COM		$1,411.76
SAMSON, BEN		$200.00
SCHLECHT, MINDY		$240.00
SCHMIDT, BRANDT		$105.00
SCHMIDT, RHETT		$105.00
SCHOLASTIC BOOK FAIRS - 8		$1,705.19
SCHULTE, VERN		$150.00
SEROOGY'S CHOCOLATES		$1,073.76
SEWARD MIDDLE SCHOOL		$30.00
SHELTON, CLIFTON		$60.00
SHEPPARD, MATT		$200.00
SHIFT LLC		$2,925.00
SIGN GYPSIES		$100.00
SIMODYNES, VINCENT		$200.00
SIMON, DILLON		$320.00
SMITH, SHANE		$150.00
STOCKER, DANIEL		$160.00
STOGDILL, MARLEE		$100.00
STRUBLE, MORGAN		$160.00
SWIFT, LANDEN		$235.00
THALEN, MARK		$90.00
THOMAS, SYLVESTER		$110.00
Toner, Clark		$60.00
TRENT, JASON		$60.00
US BANK		$2,132.59
VAN HAITSMA, JACK		$60.00
VANNESS, HILLARY		$610.00
VARSITY SPIRIT FASHIONS		$36.49
VEX ROBOTICS, INC		$120.00
VIGNERI, VINCENT		$110.00
VOGEL, MICHAEL		$90.00
WAGEMAN, JOSHUA		$100.00
WELLWOOD, GERALD		$100.00
WILES, BRIAN		$150.00
WILLAMON, LUKE		$110.00
WOITA, TANNER		$150.00
WYATT, DOUG		$110.00
WYATT, TAYLOR		$110.00
ZALKIN, STEVE		$80.00
Fund Number 21		$61,757.73

Vendor Name	Vendor Description	Amount
Checking Account ID ACTIVITY		$61,757.73

Fund: 21 ACTIVITY FUND

Chart of Account Number	Chart of Account Description	Beginning Balance	Expenses	Revenues	Balance Change	Balance
21 765 0100	BHS Athletics	102,488.89	2,393.79	(55,525.00)	0.00	44,570.10
21 765 0101	BMS Athletics	69,891.17	0.00	9,500.00	0.00	79,391.17
21 765 0102	BSMS Athletics	11,954.84	0.00	9,501.00	0.00	21,455.84
21 765 0105	BHS Football	17,690.60	7,980.00	19,380.75	0.00	29,091.35
21 765 0110	BMS Football	(24,467.27)	805.00	0.00	0.00	(25,272.27)
21 765 0111	BHS Varsity Track	2,224.55	0.00	1,000.00	0.00	3,224.55
21 765 0112	BMS Track	(6,581.36)	0.00	0.00	0.00	(6,581.36)
21 765 0113	BHS Athletic Training	(2,811.17)	1,206.31	7,000.00	0.00	2,982.52
21 765 0114	BHS Uniforms	(7,937.63)	0.00	13,000.00	0.00	5,062.37
21 765 0115	BHS Volleyball	2,840.66	5,258.00	5,545.00	0.00	3,127.66
21 765 0116	BHS Lodging/Meals	10,653.10	0.00	6,000.00	0.00	16,653.10
21 765 0117	BHS Dues/Fees	1,743.49	0.00	0.00	0.00	1,743.49
21 765 0118	BHS Cross Country Club	2,724.07	1,411.76	0.00	0.00	1,312.31
21 765 0119	BHS Baseball	6,504.57	0.00	0.00	0.00	6,504.57
21 765 0120	BMS Volleyball	3,149.93	625.00	877.00	0.00	3,401.93
21 765 0121	BSMS Football	4,649.46	920.00	1,066.00	0.00	4,795.46
21 765 0122	BSMS Track	1,000.00	144.24	0.00	0.00	855.76
21 765 0123	BSMS Volleyball	3,631.87	450.00	756.00	0.00	3,937.87
21 765 0124	BSMS Boys' Basketball	688.79	840.00	1,251.50	0.00	1,100.29
21 765 0125	BHS Boys' Basketball	1,408.51	103.60	2,000.00	0.00	3,304.91
21 765 0130	BMS Boys' Basketball	(1,768.66)	579.30	123.00	0.00	(2,224.96)
21 765 0131	BHS Unified Track & Field	266.00	0.00	0.00	0.00	266.00
21 765 0132	BHS Unified Track & Field Club	74.24	0.00	0.00	0.00	74.24
21 765 0135	BHS Girls' Basketball	7,418.27	119.48	0.00	0.00	7,298.79
21 765 0140	BMS Girls' Basketball	(4,728.48)	0.00	0.00	0.00	(4,728.48)
21 765 0141	BHS Baseball Club	(930.56)	0.00	0.00	0.00	(930.56)
21 765 0142	BHS Volleyball Club	1,655.31	0.00	1,112.77	0.00	2,768.08
21 765 0143	BSMS Girls' Basketball	460.00	0.00	0.00	0.00	460.00
21 765 0145	BHS Cross Country	1,152.40	150.00	1,000.00	0.00	2,002.40
21 765 0146	BMS Cross Country	(2,568.76)	1,003.00	0.00	0.00	(3,571.76)
21 765 0147	BSMS Cross Country	850.00	500.00	0.00	0.00	350.00
21 765 0150	BHS Boys' Golf	567.31	0.00	4,000.00	0.00	4,567.31
21 765 0151	BHS Softball Club	3,193.05	352.75	0.00	(1,600.00)	1,240.30
21 765 0152	BHS Boys' Soccer	1,914.20	0.00	0.00	0.00	1,914.20
21 765 0153	BHS Boys' Soccer Fundraising	6,692.37	0.00	290.79	0.00	6,983.16
21 765 0155	BHS Girls' Golf	1,162.39	375.00	6,000.00	0.00	6,787.39
21 765 0156	BHS Girls' Tennis	(63.29)	0.00	1,500.00	0.00	1,436.71

Fund: 21 ACTIVITY FUND

Chart of Account Number	Chart of Account Description	Beginning Balance	Expenses	Revenues	Balance Change	Balance
21 765 0157	BHS Boys' Tennis	(14.80)	0.00	1,620.00	0.00	1,605.20
21 765 0164	BHS Girls' Soccer	4,339.06	0.00	0.00	0.00	4,339.06
21 765 0165	BHS Girls' Soccer Fundraising	4,923.45	0.00	0.00	0.00	4,923.45
21 765 0166	BHS Girls' Tennis Club	2,929.46	0.00	0.00	0.00	2,929.46
21 765 0167	BHS Boys' Tennis Club	740.05	119.00	42.00	0.00	663.05
21 765 0180	BHS Wrestling	(3,344.88)	260.00	6,000.00	0.00	2,395.12
21 765 0185	BMS Wrestling	(6,174.02)	110.00	0.00	0.00	(6,284.02)
21 765 0186	BSMS Wrestling	3,100.00	0.00	0.00	0.00	3,100.00
21 765 0190	BHS Girls' Softball	(1,220.51)	1,140.00	2,206.75	1,600.00	1,446.24
21 765 0191	BHS Unified Bowling	1,933.73	0.00	0.00	0.00	1,933.73
21 765 0192	BHS Boys' Golf Club	73.31	0.00	114.35	0.00	187.66
21 765 0193	BHS Girls' Golf Club	859.52	0.00	0.00	0.00	859.52
21 765 0194	BHS Unified Bowling Club	900.00	0.00	0.00	0.00	900.00
21 765 0195	BHS Track Club	11,684.05	0.00	400.00	0.00	12,084.05
21 765 0196	BHS Football Club	8,344.78	1,040.05	0.00	0.00	7,304.73
21 765 0197	BHS Wresting Club	7,428.80	0.00	0.00	0.00	7,428.80
21 765 0200	BHS Band	6,290.79	2,150.32	11,555.00	0.00	15,695.47
21 765 0205	BHS Flag Corp	(2,208.48)	0.00	0.00	0.00	(2,208.48)
21 765 0210	BE Band Resale	73.56	0.00	0.00	0.00	73.56
21 765 0215	PC Band Resale	30.90	0.00	0.00	0.00	30.90
21 765 0220	HE Band Resale	4,092.87	0.00	0.00	0.00	4,092.87
21 765 0221	AP Band Resale	1,408.25	0.00	0.00	0.00	1,408.25
21 765 0250	BHS Band Fundraising	(64.68)	0.00	0.00	0.00	(64.68)
21 765 0300	BHS Dance Team	(7,217.90)	5,380.52	4,094.90	0.00	(8,503.52)
21 765 0355	BHS Varsity Cheerleading	8,858.25	602.40	6,264.34	0.00	14,520.19
21 765 0425	BHS Prom	14,668.29	0.00	0.00	0.00	14,668.29
21 765 0450	BHS Skills USA/VICA	904.32	0.00	0.00	0.00	904.32
21 765 0501	BHS B-Club	222.58	0.00	0.00	0.00	222.58
21 765 0505	PC Student Council	82.86	0.00	0.00	0.00	82.86
21 765 0510	HE Student Council	874.25	0.00	0.00	0.00	874.25
21 765 0511	AP Student Council	443.29	0.00	0.00	0.00	443.29
21 765 0512	SE Student Council	337.96	181.89	0.00	0.00	156.07
21 765 0550	BE Miscellaneous	15,490.25	48.94	47.00	0.00	15,488.31
21 765 0555	BE Yearbook	1,915.20	0.00	0.00	0.00	1,915.20
21 765 0556	DIST Elementary Spanish	(428.20)	0.00	0.00	0.00	(428.20)
21 765 0557	PC Miscellaneous	24,097.39	0.00	39.82	0.00	24,137.21
21 765 0558	PC Yearbook	50.60	0.00	0.00	0.00	50.60

Fund: 21 ACTIVITY FUND

Chart of Account Number	Chart of Account Description	Beginning Balance	Expenses	Revenues	Balance Change	Balance
21 765 0560	HE Miscellaneous	12,721.62	1,734.75	51.70	0.00	11,038.57
21 765 0561	AP Miscellaneous	15,955.91	0.00	0.00	0.00	15,955.91
21 765 0566	AP Yearbook	1,460.00	0.00	0.00	0.00	1,460.00
21 765 0567	SE Miscellaneous	11,218.11	0.00	23.70	0.00	11,241.81
21 765 0568	SE Yearbook	2,426.19	0.00	0.00	0.00	2,426.19
21 765 0590	BE Student Council	1,502.61	0.00	0.00	0.00	1,502.61
21 765 0600	BHS FBLA	5,068.78	720.00	300.00	0.00	4,648.78
21 765 0601	BMS FBLA	91.00	0.00	0.00	0.00	91.00
21 765 0651	BHS Play Production	5,898.30	1,008.04	0.00	0.00	4,890.26
21 765 0652	BHS Speech	(5,127.52)	75.00	0.00	0.00	(5,202.52)
21 765 0700	BHS Foreign Language Club (Spanish)	844.08	0.00	0.00	0.00	844.08
21 765 0720	BHS French	815.10	51.33	0.00	0.00	763.77
21 765 0750	BHS Journalism	2,213.76	0.00	0.00	0.00	2,213.76
21 765 0800	BHS Miscellaneous	36,109.97	8,740.35	3,420.76	0.00	30,790.38
21 765 0801	BHS Robotics	1,561.82	1,193.76	0.00	0.00	368.06
21 765 0802	BHS Quiz Bowl	2,436.04	100.00	0.00	0.00	2,336.04
21 765 0803	BMS Robotics	92.00	0.00	0.00	0.00	92.00
21 765 0804	BHS Multi Cultural Club	4,664.92	0.00	0.00	0.00	4,664.92
21 765 0805	BHS Boys' Youth Basketball	5,400.90	0.00	0.00	0.00	5,400.90
21 765 0806	BHS Outdoor Club	2,367.18	0.00	0.00	0.00	2,367.18
21 765 0807	BHS Key Club	4,063.57	0.00	294.52	0.00	4,358.09
21 765 0809	BHS National Honor Society	461.56	0.00	0.00	0.00	461.56
21 765 0811	BHS Prism Club	47.40	0.00	0.00	0.00	47.40
21 765 0815	DIST Landscaping Fund	314.47	0.00	0.00	0.00	314.47
21 765 0820	BHS Environmental Science	103.33	0.00	0.00	0.00	103.33
21 765 0825	BHS Girls' Youth Basketball	2,028.98	40.00	110.00	0.00	2,098.98
21 765 0830	BHS PSAT/AP	6,059.82	0.00	0.00	0.00	6,059.82
21 765 0835	BHS Drivers' Education	353.00	0.00	0.00	0.00	353.00
21 765 0845	BMS Yearbook	4,260.13	65.98	0.00	0.00	4,194.15
21 765 0846	BSMS Yearbook	8,526.42	0.00	0.00	0.00	8,526.42
21 765 0860	BMS Engineering	1,343.45	0.00	0.00	0.00	1,343.45
21 765 0865	BHS Engineering	517.92	0.00	0.00	0.00	517.92
21 765 0870	BMS Leadership Group	63.86	0.00	0.00	0.00	63.86
21 765 0871	BSMS Service Club	0.00	0.00	0.00	0.00	0.00
21 765 0872	BMS Service Club	748.27	0.00	0.00	0.00	748.27
21 765 0875	DIST Wellness	2,065.24	0.00	0.00	0.00	2,065.24
21 765 0880	DIST Facilities Use	122,691.33	5,000.00	900.00	0.00	118,591.33

Fund: 21 ACTIVITY FUND

Chart of Account Number	Chart of Account Description	Beginning Balance	Expenses	Revenues	Balance Change	Balance
21 765 0890	BHS Student Senate	22,168.22	1,921.31	1,760.00	0.00	22,006.91
21 765 0891	BMS Student Senate	1,293.00	0.00	0.00	0.00	1,293.00
21 765 0892	BMS Cooking Club	879.29	0.00	1,990.00	0.00	2,869.29
21 765 0893	BMS Miscellaneous	10,642.48	0.00	0.00	0.00	10,642.48
21 765 0894	BSMS Student Senate	606.82	0.00	290.00	0.00	896.82
21 765 0895	BSMS Cooking Club	1,417.57	105.45	0.00	0.00	1,312.12
21 765 0896	BSMS Miscellaneous	10,095.93	0.00	161.40	0.00	10,257.33
21 765 0897	BMS ART CLUB	0.00	0.00	380.00	0.00	380.00
21 765 0898	BSMS ART CLUB	0.00	0.00	510.00	0.00	510.00
21 765 0900	BHS Music	4,658.79	0.00	0.00	0.00	4,658.79
21 765 0910	BHS Musical	27,780.29	0.00	0.00	0.00	27,780.29
21 765 0916	BMS Music Resale	120.19	0.00	140.00	0.00	260.19
21 765 0917	BSMS Music Resale	328.00	0.00	0.00	0.00	328.00
21 765 0950	BHS Vocational	183.96	0.00	0.00	0.00	183.96
21 765 0952	BHS Art Lab	1,180.39	85.01	(20.00)	0.00	1,075.38
21 765 0954	BHS Ceramics	0.00	0.00	170.00	0.00	170.00
21 765 0955	BHS Shop	7,929.44	1,806.28	0.00	0.00	6,123.16
21 765 0970	HS Library	1,276.22	0.00	0.00	0.00	1,276.22
21 765 0971	PC Library	7,362.50	557.26	37.36	0.00	6,842.60
21 765 0972	SE Library	3,602.13	38.41	3,648.68	0.00	7,212.40
21 765 0975	BE Library	2,517.33	0.00	452.91	0.00	2,970.24
21 765 0976	AP Library	6,527.97	471.56	(191.32)	0.00	5,865.09
21 765 0995	HE Library	3,643.83	0.00	0.00	0.00	3,643.83
21 765 0996	BMS Library	7,296.78	618.01	665.51	0.00	7,344.28
21 765 0997	BSMS Library	1,254.57	964.88	996.50	0.00	1,286.19
21 765 1410	Interest	4,412.13	0.00	62.77	0.00	4,474.90
	Fund Total: 21	711,764.56	61,547.73	83,917.46	0.00	734,134.29

Bennington Public Schools Elementary Board Report

The mission of the Bennington Public Schools is to provide opportunities in a safe, caring environment that will prepare all students to meet the challenges of the future.

Date: November 9, 2026

Anchor Pointe - Chad Boyes, Megan Christensen
Bennington Elementary - Krista Bendell
Heritage Elementary - Katie Woodrich
Pine Creek Elementary - Alison Dellwo, Mallorie Yeakel
Stratford Elementary - Craig Theis

Fall Parent Teacher Conferences

In October, our Elementary schools hosted Parent-Teacher Conferences, providing a valuable opportunity to strengthen the partnership between our school and families. We are incredibly grateful for the strong relationships we have built with our families and our shared commitment to student success.

While our elementary schools have historically experienced outstanding conference attendance, **Heritage is especially proud to celebrate an incredible 99.74% (nearly 100%) participation rate this year, with 394 out of 395 families attending!** This is an exceptional accomplishment and reflects the dedication of our families and staff to working together to support student learning and growth.

It was wonderful to connect with so many families, celebrate student progress, and collaborate on goals for continued success. We are proud of this outstanding level of family engagement and the strong school-home partnerships that make Heritage such a special place!

Red Ribbon Week

Students across our schools participated in Red Ribbon Week, promoting the importance of making healthy choices and saying “No to Drugs!” Throughout the week, students and staff enjoyed a variety of themed dress-up days, including wearing red to support Red Ribbon Week and proudly showing their Bennington spirit! It was a fun and engaging way to reinforce positive decision-making while building school spirit and a sense of community.

Halloween Parties, Parades, Trunk or Treat

Our elementary schools enjoyed an afternoon filled with Halloween celebrations, including costume parades, classroom parties, and Trunk-or-Treat activities at many of our buildings. Students had a wonderful time celebrating with their classmates, staff, and families while creating special memories. We are incredibly grateful to our PTOs who planned and led our classroom parties and all of our volunteers for hosting our trunks throughout the day.







Bennington Public Schools
Elementary Board Report

Middle School News

Fall Conferences

Parent-Teacher Conferences were held on October 13–14 at both middle schools using a student-led format. Students shared presentations about their learning, followed by parent-teacher conversations on request. We appreciate families for attending and supporting the home–school connection.

26-27 Fall Parent-Teacher Conferences					
BMS	Tuesday	Wednesday	Total	Total in Grade	Percentage
6th Grade	81	82	137	173	79.19%
7th Grade	54	29	83	162	51.23%
8th Grade	36	31	67	143	46.85%
Total	171	116	287	478	60.40%
BSMS	Tuesday	Wednesday	Total	Total in Grade	Percentage
6th Grade	82	78	160	233	68.67%
7th Grade	54	53	107	226	47.35%
8th Grade	43	33	76	203	37.44%
Total	179	164	343	662	51.81%

Under the South Stars

On Friday, October 23rd, BSMS Student Senate and PTO hosted “Under the South Stars Social & Movie Night.” Students enjoyed games, music, raffles, photo opportunities, a creation station, spirit gear, and a viewing of the BHS football game against Millard North. Thank you to our Student Senate and PTO for organizing a fun evening for BSMS students!





Winter Sports Begin

Fall sports have wrapped up, and we are incredibly proud of the accomplishments of our football, volleyball, and cross country athletes! Now, the winter sports season is underway with girls' wrestling and boys' basketball at both BMS and BSMS.

Participation is strong across both schools:

- BMS: 29 girls in wrestling and 36 boys in basketball (19 eighth graders and 17 seventh graders).
- BSMS: 30 girls in wrestling and 36 boys in basketball (18 in each grade), along with 25 boys participating in intramural basketball.

We look forward to another great season filled with hard work, growth, and sportsmanship. Best of luck to all our winter athletes!

BMS ExploreLab

The BMS ExploreLab provides students in grades 6–8 with hands-on STEM experiences through exploration and authentic field research in local Nebraska ecosystems. Students develop their own research questions, collect and analyze data, and collaborate to contribute to ongoing research. Field experiences have included Heron Haven and Flanagan Lake, with an upcoming visit to Glacier Creek Preserve. This year-long opportunity connects students to STEM, environmental research, and their local community while providing meaningful opportunities to share their discoveries with others.





BENNINGTON SENIOR HIGH SCHOOL

16610 Bennington Road
Bennington, NE 68007

To: Board of Education

From: Greg Lamberty, Bennington High School Principal

Date: November 9, 2026, Board Meeting

UPDATES

- BHS students earning All-State Band honors: Piper Circo (1st time), Lexi Grimes (4th time), Lillian Martic (4th time), Sterling Sharp (2nd time). All-State Choir honors: Jochanan Kabore (1st time), Jayci Luther (1), Preston Nocita (1), Madeleine Scott (3), Eli Sukraw (2), Zane Walter (3), Prise Yates (2). The All-State performances will be taking place on November 19 & 20 during the NMEA (Nebraska Music Educators Association) Conference in Lincoln, NE.
- Bennington FBLA participated in the Wayne State Business Bowl on October 14. 25 students earned 17 different awards and captured the team championship. The competition included divisions related to Economics, Business Communications, Computer Science & Technology, Personal Finance, and Accounting.
- Bennington Unified Physical Education students participated in the Special Olympics Flag Football Tournament on October 12 – BHS played four games against area unified teams.
- Attendance for Parent-Teacher Conferences was 231 total parents (196 last year). 110 on Monday and 121 on Wednesday. 19% attendance rate = 2025 (17%), 2024 (25%), 2023 (23%), and 2022 (22%). Breakdown by grade: 9th – 88; 10th – 44; 11th – 51; 12th – 48.
- 91 out of the 95 students who signed up completed the PSAT on October 27 – 37 sophomores and 54 juniors. The PSAT is used to determine college readiness for students. 6 students completed the ASVAB test on October 20. The ASVAB is utilized for students considering enlisting in the military.
- BHS cross country runners participated in the State Championships on Friday, October 23. The girls' team of, Selah Carson, Mazlyn Cornett, Nicole Huse, Lucy Lampe, Jaden Messerly, Brooklyn Reiner, & Maddie Scott placed 9th as a team. Selah Carson medaled with a 13th place finish in the Class A Girls Race. Thomas Morgan represented the boys' team individually and finished in 28th place.
- Bennington Student Council is conducting the Fall Blood Drive on November 11 during the school day in the Auxiliary Gym from 8:00 am to 2:00 pm.
- Bennington March Band earned a superior rating at the Nebraska State Bandmaster's Competition on October 24.
- State Football Playoffs have reached the Quarterfinals. BHS will host Elkhorn South on Friday, November 6. The semifinal contest would be played on Friday, November 13.

- Winter sports begin practice on November 16. The first official date for winter contests is Thursday, December 3. BHS will host the Bennington Wrestling Invitational on Saturday, December 5.
- Unified Bowling began their season on October 27. The Unified Bowlers will participate in several contests over the month of November including the EMC Championship on November 12 in Lincoln and the District Championship on December 3.
- Bennington One Act Play Production home performance is Tuesday, November 17 at 7:00 pm. This year's competition play is *Sweeney Todd – The String of Pearls.* The EMC Play Production is November 23 at Gretna East High School and District Play Production is December 5.
- Parking Lot Update (September #s): 9th Grade Tags – 111 (102); 10-12th Grade – 641 (625); Staff – 106 (94). Total number of tags issues 858 for approximately 780 stalls at BHS and BMS.
    - 111 9th grade drivers = 33% of the class
    - 641 10th -12th grade drivers = 73% of the grades.
    - BHS issued 748 tags to student drivers in 2025-26
- 1st Quarter Grade Distribution Data from Core Departments 10-point scale / 7-point scale:
    - English: A 739 / 700; B 353 / 253; C 110 / 139; D 48 / 51; F 37 / 61.
    - Math: A 538 / 490; B 343 / 311; C 190 / 198; D 65 / 58; 63 / 40.
    - Science: A 605 / 500; B 344 / 287; C 134 / 174; D 57 / 65; F 30 / 49
    - Social Studies: A 766 / 595; B 398 / 350; C 117 / 135; D 40 / 34; F 22 / 23

<u>Social Media Celebrations for BHS the past month</u>



Unified PE participating in the Special Olympics Flag Football Tournament on October 13.



Bennington FBLA – champions of the Wayne State Business Bowl on October 14.



Girls Cross Country – Team Qualification / 9th place @ State: Brooklyn Reiner, Nicole Huse, Jaden Messerly, Madeline Scott, Lucy Lampe, Mazlyn Cornett, Selah Carson - 13th place individually.



BHS Marching Band – Superior Rating at NSBA Competition on October 24.

BENNINGTON PUBLIC SCHOOLS
Student Services

DANIEL BOMBECK
Director of Student Services

KATHRYN SINDELAR
Asst. Director of Student Services

October State Reporting

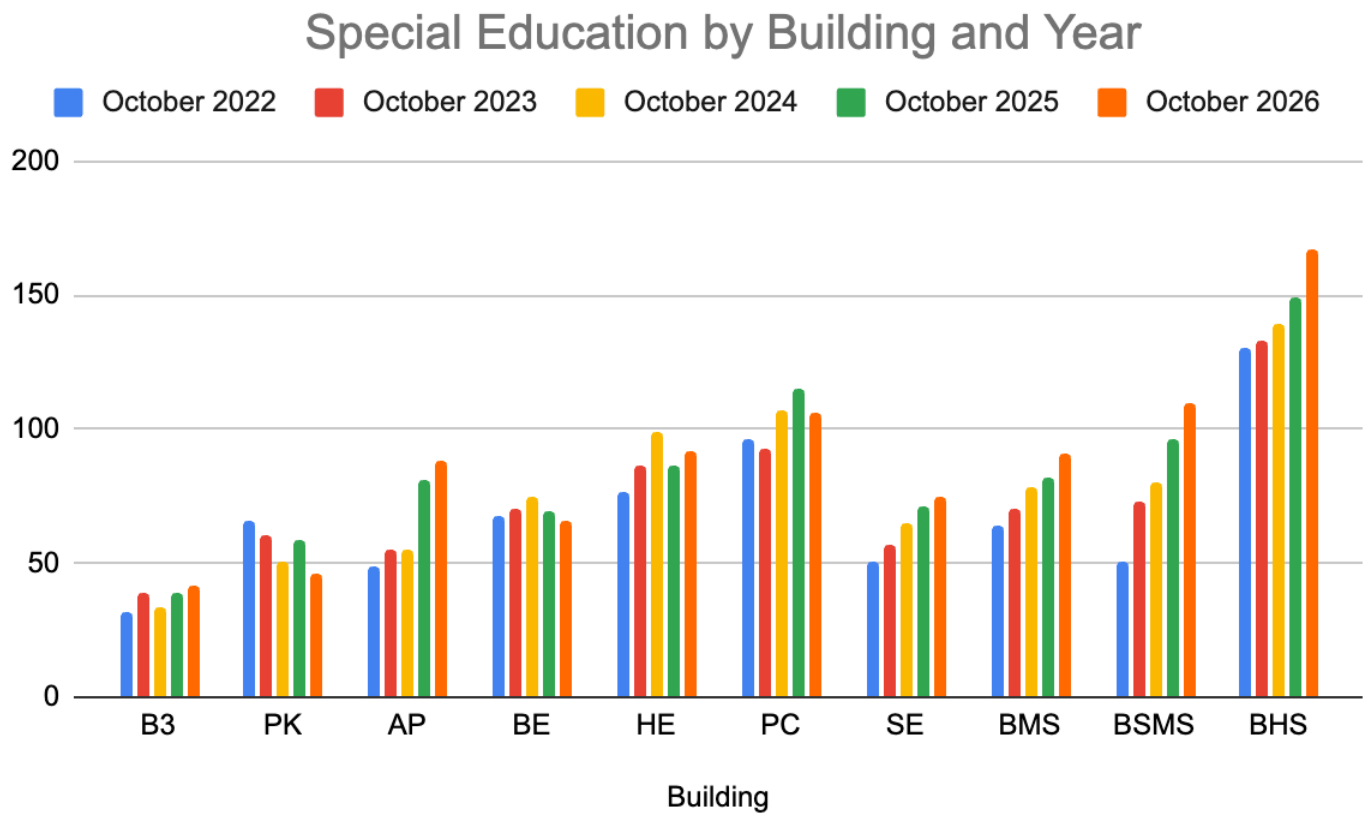

Building	B3	PK	AP	BE	HE	PC	SE	BMS	BSMS	BHS
October 2022	32	66	49	68	77	96	51	64	51	130
October 2023	39	60	55	70	86	93	57	70	73	133
October 2024	34	51	55	75	99	107	65	78	80	139
October 2025	39	59	81	69	86	115	71	82	96	149
October 2026	42	46	88	66	92	106	75	91	110	167

BENNINGTON PUBLIC SCHOOLS
Student Services

DANIEL BOMBECK
Director of Student Services

KATHRYN SINDELAR
Asst. Director of Student Services

Special Education in District by Year

Year	Total
October 2022	684
October 2023	736
October 2024	783
October 2025	847
October 2026	883

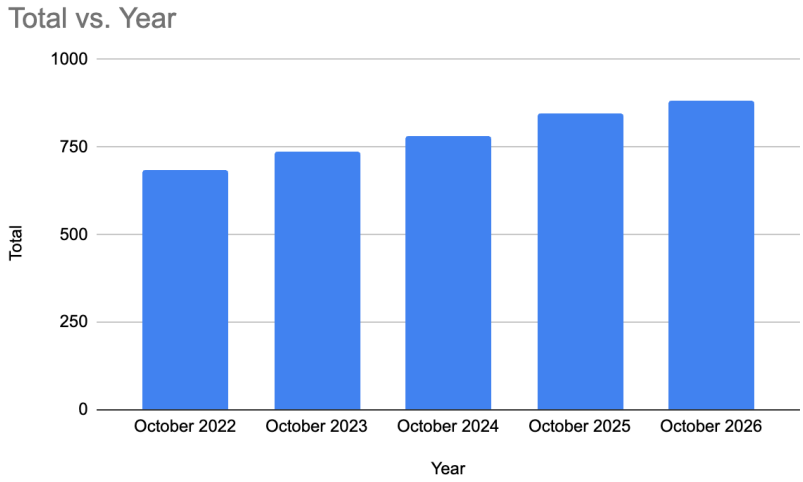

The Nebraska Department of Education requires districts to report data on October 1st of each year. Each year, NDE also releases minor changes to the way data is reported, allowing districts to use the month of October to correct new errors and ensure all information is accurate, as various decisions are made based on the reported data. The table above reflects the school years that all eight Bennington schools have been open. Legacy student data is included with Anchor Pointe state data. Please note that the preschool data only reflects students receiving special education services and does not include peer models. Bennington High School has experienced the greatest growth, with a large class of incoming freshmen transitioning into the building. Looking ahead to next year, we anticipate the greatest growth to occur at the Secondary level.

Bennington Public Schools

Curriculum, Instruction, and Assessment

Dr. Shannon Thoendel
Director of Elementary Education

Dr. Jimmy Feeney III
Director of Secondary Education

November 9th, 2026

CURRICULUM

Selection, Approval & Adoption

English Language (EL) - October 20, 2026
The EL team met to continue the program review from the September meeting. The team reviewed areas of strength and areas for growth within our current program. The team identified needs within each level of English language proficiency and began the process of defining the needed instructional processes to match student needs with the different proficiency levels.

Alternate Education Curriculum Adoption - October 20, 2026
Building on work initiated during the 2024–25 school year, the alternate curriculum adoption team met in October to review two programs. Representatives from Unique Learning and TeachTown Encore presented information tailored to the specific requirements and questions prioritized by the committee in prior meetings. Using a rating tool created specifically for alternate curriculum needs, the team will evaluate and provide feedback on both programs to reach a consensus recommendation for purchase.

World Language 6-12 Material Adoption - October 28, 2026
The World Language team focused on developing our intentions for a guaranteed and viable World Language curriculum. This included connecting our Instructional Model, reviewing research and best practices, and unwrapping standards. We also reviewed our vision and proficiency statements for World Language. Finally, we began to develop our evaluation tool for material review.

PROFESSIONAL DEVELOPMENT

October 15th Professional Learning Day

Professional learning session focused on PLC Question #2 - How will we know they learned it?

- This session centered around Summative Assessments as part of our Balance Assessment System professional learning focus for this year.
- The objectives of the day included:
  - Identifying and intentionally planning for appropriate Depth of Knowledge (DOK) level in student tasks and questioning
  - Analyzing unit success criteria to ensure students clearly understand “proficiency”
  - Identifying how assessment results will provide actionable data to drive future instruction

District grade level and department meetings

- Review first-quarter pacing, content, and assessment
- Develop student Remote Learning materials

Bennington Public Schools

Curriculum, Instruction, and Assessment

Dr. Shannon Thoendel
Director of Elementary Education

Dr. Jimmy Feeney III
Director of Secondary Education

ACCOUNTABILITY

AQuESTT - Accountability for a Quality Education System, Today and Tomorrow

AQuESTT is Nebraska's accountability system that measures quality education and supports continuous improvement for schools. The system classification calculations have been updated for 2026. The table below shows a grade-band breakdown of the indicator weights used in the 2026 AQuESTT classification system.

AQuESTT classifies schools and districts into four performance levels: Excellent, Great, Good, and Needs Improvement. The classifications provide an overall picture as well as more detailed information about specific areas of achievement, making it easier to pinpoint where schools are doing well and where there is room for improvement.

District and school classifications are embargoed at this time. Expected public release is around November 25, 2026. More information about the AQuESTT indicators can be found at

Indicator	District	Elementary School	Middle School	High School
Status	40%	40%	40%	40%
Proficiency Improvement	9%	13%	13%	11%
Student Growth	9%	13%	13%	-
Combined Graduation Rate	9%	-	-	11%
Postsecondary Readiness	9%	-	-	11%
Science Proficiency	9%	13%	13%	10%
English Language Proficiency	7%	10%	10%	9%
Chronic Absenteeism Reduction	6%	9%	9%	6%
Participation Score	1%	1%	1%	1%
Student Discipline	1%	1%	1%	1%
Total	100%	100%	100%	100%

https://aquestt.com/wp-content/uploads/2026/07/2026-AQuESTT-Classification-Indicator-Explanations.pdf.

ASSESSMENT

ACT - 2026 Graduating Class

Bennington High School students continue to score at a high level, achieving an average score of 20.7 on the ACT Composite for the Graduating Class of 2026.

BHS's Class of 2026 average ACT Composite score is significantly higher than the 2026 State of Nebraska average score of 18.8.

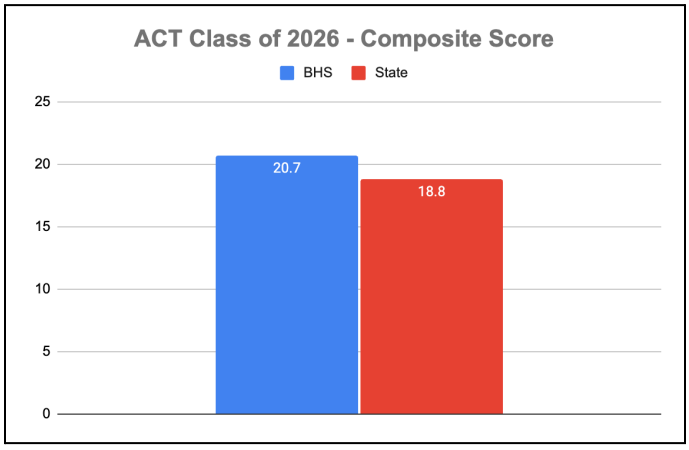

Bennington Public Schools

Curriculum, Instruction, and Assessment

Dr. Shannon Thoendel
Director of Elementary Education

Dr. Jimmy Feeney III
Director of Secondary Education

BHS students once again achieved high scores across all subjects, outperforming state averages in English, Math, Reading, and Science. The Class of 2026 scored highest in the areas of Reading and Science.

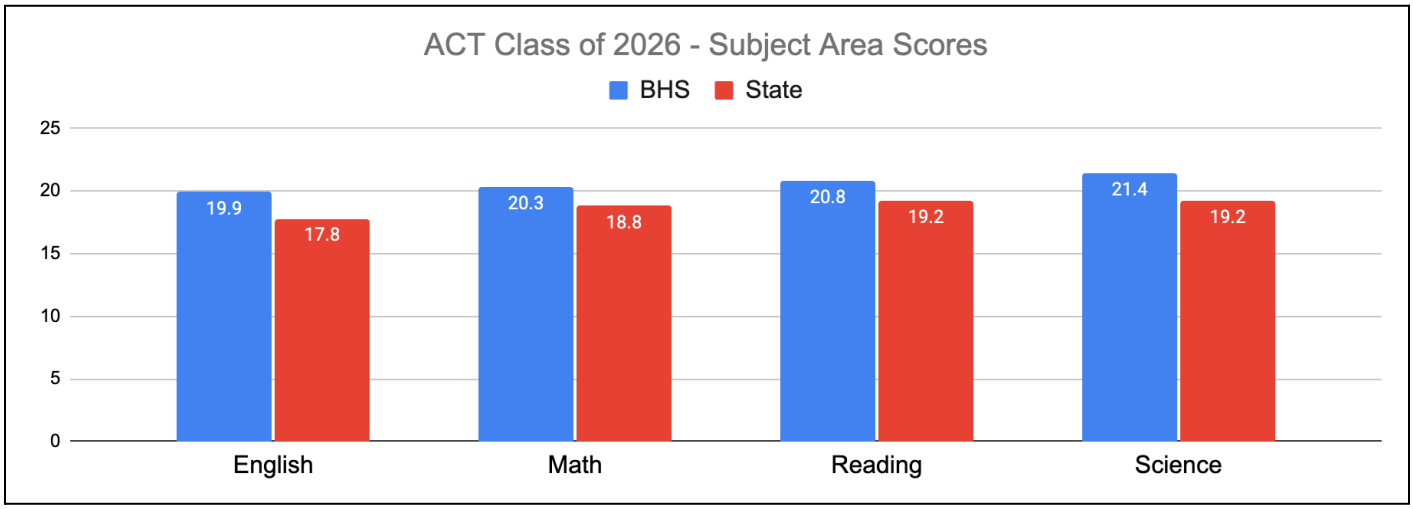

All students in Nebraska are required to take the ACT in the spring of their junior year as part of the Nebraska Student-Centered Assessment System (NSCAS). Nebraska requires Science and Writing as part of our NSCAS ACT Assessment. Students can choose to enroll to take the ACT multiple times in addition to the spring of their junior year. This is the first year that only English, Math, and Reading scores are needed to calculate an ACT Composite score.

The State of Nebraska is one of 16 states that have over 90% of graduates complete the ACT. Nebraska stands out with an average of 18.8, compared to the average for the 16 states of 18.2. More details about the State of Nebraska scores can be found at: https://www.education.ne.gov/press_release/nebraska-students-outscore-peer-states-on-act/.

Bennington Public Schools Board Report
Matt Blomenkamp
Assistant Superintendent of Operations

To: Board of Education
Date: November 9, 2026, Board Meeting

As the hiring season ramps up this fall, I have communicated to our staff about the current jobs that are posted, information on how to apply for a transfer if they choose, and what steps they can take to apply for open jobs in the district.

Current open positions include High School Special Education, Elementary Classroom Teacher, Coordinator of Business Office, Paraprofessionals, Bus Drivers, Food Service, Special Services Administrative Assistant, and Assistant Superintendent.

Bennington Public Schools continues to work collaboratively with our community to provide facility opportunities for youth groups. Both middle schools, and each of our elementary schools are being used by youth basketball, soccer, and volleyball teams Monday-Friday of each week, starting at 5:30pm each evening. Each school has a site supervisor that works with these groups to ensure safety and security of the buildings and gymnasiums. At the conclusion of the winter season, groups will be able to register in late February for gym space during the spring season.

Videoboard Completed



Bennington South High School







Superintendent Report

November 2026

Free/Reduced Percentages

On October 1, the State of Nebraska collects district data to determine demographics for the 2026-27 school year, including free and reduced lunch percentages. Bennington's free and reduced lunch population decreased by 16 students this year, with the percentage dropping from 13.09% in 2025-26 to 12.41% in 2026-27. For context, the district's free and reduced lunch percentages were 11.00% in 2024-25 and 13.91% in 2023-24, putting this year's percentage in line with historical averages. Each building's free and reduced lunch percentage is outlined in the chart BELOW:

School Building	Total Students	Percentage of Free/Reduced Students
Bennington High School	143	11.56%
Bennington Middle School	76	15.83%
Bennington South Middle School	70	10.64%
Anchor Point Elementary	58	11.39%
Bennington Elementary	54	15.21%
Heritage Elementary	79	19.70%
Pine Creek Elementary	45	9.32%
Stratford Elementary	36	9.02%
Bennington Public Schools	**561**	**12.41%**

Health Insurance Rates

The Educator's Health Alliance released the premium increase for the 2027-28 school year. The Educator's Health Alliance is a non-profit corporation that was created to procure quality, affordable healthcare insurance for Nebraska educational employees. The rates set by the EHA Board are for the Blue Cross and Blue Shield of Nebraska (BCBSNE) healthcare plan used by more than 400 public school districts and affiliate groups in the state. The plan is governed by a 12-member board representing the Nebraska Association of School Boards (NASB), the Nebraska Council of School Administrators (NCSA), and the Nebraska State Education Association (NSEA). More than 90,000 Nebraskans are covered by the plan, making it the largest health plan in the state. *There will be an overall increase of **12.90%** in premiums next year for the medical and dental insurance plans.*

Valuation Information

Each year the Department of Revenue releases the adjusted valuation estimates by category. BELOW is a chart showing the breakdown of the district's assessed valuation by several different categories, along with five-year trends for each. For reference the state commercial valuation average is typically around 15%, while the agriculture valuation state average is usually around 33%.

Assessed Value Breakouts	2026	2026	2025	2024	2023	2022	2021
	Total Amount	%	%	%	%	%	%
Personal Property	$ 15,268,431	0.45%	0.43%	0.49%	0.53%	0.52%	0.52%
Centrally Assessed	$ 3,034,462	0.09%	0.11%	0.13%	0.12%	0.14%	0.18%
Residential Property	$ 2,999,328,075	88.47%	89.62%	89.97%	91.44%	91.56%	90.74%
Comm. & Ind. Prop.	$ 253,941,180	7.49%	6.20%	6.07%	4.37%	3.97%	4.14%
Agric. Site and Land	$ 118,651,390	3.50%	3.64%	3.34%	3.54%	3.82%	4.43%
Mineral	$ 0	0.00%	0.00%	0.00%	0.00%	0.00%	0.00%
Total Value	**$ 3,390,223,538**						
Douglas County	$ 3,298,989,505	97.31%	97.24%	97.32%	97.20%	96.98%	96.78%
Washington County	$ 91,234,033	2.69%	2.76%	2.68%	2.80%	2.94%	3.22%

Bennington continues to be extremely unique with such a high percentage of our total valuation coming from residential, and limited valuation percentages from commercial or agriculture. The commercial valuation situation is vastly different than our metropolitan peers. To demonstrate the difference, BELOW is a chart outlining commercial percentages compared to total valuation for various peer districts:

Public School	Commercial Valuation	Percentage of Total Valuation
Ralston	$ 1,421,989,935	51.50%
Papillion La-Vista	$ 2,916,975,040	26.84%
Omaha	$ 9,607,839,956	25.23%
Millard	$ 4,146,116,585	23.04%
Elkhorn	$ 2,606,503,600	20.43%
Blair	$ 637,413,120	20.20%
Gretna	$ 988,717,220	14.45%
Bennington	**$ 253,941,180**	**7.49%**

Curriculum Committee Notes
October 12, 2026
1940 Board Room

The Curriculum Committee of the Bennington Board of Education met on October 12th at 5:00 PM in the 1940 Board Room. Board members present were Kara Neuverth, Joe Pick, and Steve Shannon. The administrators in attendance were Dr. Plas, Dr. Thoendel, and Dr. Feeney.

A comprehensive phasing plan for future construction projects recommended by the Building and Finance Committee, including bus storage and concessions/restrooms at Bennington Stadium was presented. The Committee approved advancing these discussions in the coming months.

Administration reviewed the automatic trigger process calculations. Based on this review, recommendations were developed for staffing needs identified through the automatic trigger system, hard-to-hire positions, and strategic transitional positions. Pending financial support from the Building and Finance Committee, these recommendations will be presented to the Board of Education for approval at the November meeting.

The meeting adjourned at 5:56 PM, with the next meeting scheduled for November 9th, 2026, at 5:00 PM, followed by the American Civics Meeting at 5:30 PM.

Building and Finance Committee Notes
November 4, 2026

The Building and Finance Committee ("Committee") of the Bennington Board of Education ("BOE") met on November 4, 2026,, in Dr. Plas' Office at the District Office at 6:30pm. Board members present were Allyson Slobotski, Jeremy Dick and Tim Dreessen. Administrators in attendance were Aaron Plas and Matt Blomenkamp.

Dr. Blomenkamp and Dr. Plas provided the Committee with data and an agenda for the Negotiations meeting.

Dr. Plas provided an update to the addition of two tennis courts, one at Bennington High School and one at Bennington South High School. The total cost for the two courts is estimated at $511,101. The Committee unanimously recommended that the Board of Education approve the project at the November meeting utilizing contingency funds from the Bennington South High School project.

Dr. Plas provided an update to the Bus Storage project and Concession Stand/Restroom projects. The Committee unanimously recommended that the Board of Education approve the Bus Storage and Phase I of the Concessions projects.

Dr. Plas reviewed current balances in the General Fund, Depreciation Fund and Special Building Fund.

Dr. Blomenkamp updated the Committee on the SWWPP washout project, informing them he is asking DLR's civil department to review quotes before making a recommendation at the next Committee meeting.

The Committee initiated discussions with the Bennington Education Association (BEA) and set a follow-up meeting for December.

Dr. Plas provided a breakdown of the most recent bond model projections, specifically the existing and proposed debt service. The Committee engaged in several questions regarding the bond amount, timing of the sale, levy, debt service, length, and interest costs. The Committee requested that Dr. Plas provide a report on the second sale to the full Board at a future regular meeting.

The Committee reviewed and approved change orders through October of 2026 on the second high school project. 12.72% of contingency funds have been utilized through November 4, 2026.

Dr. Blomenkamp provided a drawing of an outdoor classroom and shed the PTO is requesting to be built at Stratford Elementary. The Committee approved the PTO paying for and installing the classroom and the shed.

Dr. Plas discussed two special education triggered personnel proposals for the Committee to consider for the 2027-28 school year. He also discussed early hire options. The Committee unanimously approved releasing funds for proposals #1 and #2 for Board approval at the November BOE meeting.

The meeting adjourned at 8:15 p.m. The next meeting is not scheduled at this time.

Curriculum Committee Notes
November 5, 2026
Main Board Room

The Curriculum Committee of the Bennington Board of Education met on November 5, 2026, at 4:30 PM in the Main Board Room. Board members present were Kara Neuverth, Joe Pick, and Steve Shannon. The administrators in attendance were Dr. Plas, Dr. Blomenkamp, Dr. Thoendel, Dr. Feeney, Mr. Bombeck, Dr. Lamberty, Mr. Boyes, Mr. Apfelbeck, Mr. Theis, Mrs. Rucker, Ms. Woodrich, Mrs. Bendell, and Ms. Dellwo.

The meeting began with Dr. Thoendel presenting the components of the Personnel & Curriculum Proposal Binders. The proposal binders included process documents, background information on Bennington education structures, student enrollment information, curriculum offerings, and the proposals presented for the 2027-2028 school year.

The administrators were provided time to highlight two important proposals. One proposal represented a direct impact on their school or department and the other proposal represented an impact outside their area of focus. The Committee asked clarifying questions to better understand the priority proposals presented.

The administration was dismissed, and the Committee ended the evening discussing the next steps in the proposal approval process.

Staffing needs identified through the automatic trigger system, along with positions for early hiring for Bennington South High School, were recommended. Pending financial support from the Building and Finance Committee, the automatic staffing triggers and administrative authority to hire positions in preparation for BSHS will be presented for approval at the Board of Education meeting on Monday, November 9, 2026.

The meeting adjourned at 6:10 PM. The next meeting will be held on Monday, November 9th, at 5:00 PM, and the first required public meeting for American Civics will be held in the main board room at 5:30 PM.

Strategic Plan



Strategic Plan 2026-2031



Every student will have access to effective instructional practices and expanded opportunities to achieve educational excellence for future success.

Strategic Plan 2026-2031



2.1 Supporting Students (MTSS A and B)

- Align current systems into district framework and research needs for future system strengthening.

2.2 Instructional Framework

- Strengthen instructional practices and planning by improving teacher clarity, increasing student engagement through intentional active learning, and enhancing the use of responsive teaching to positively impact student outcomes.

2.3 Enhancing Career Development and Pathways

- Establishing a vision for BPS CTE that includes determining course offerings, staffing, logistical solutions, and student implementation.

2.1 Supporting students (MTSS A and B)

Goal 2

OVERVIEW: 2 YEARS AT A GLANCE

2026-2027	2027-2028
Align current systems into district framework and research needs for future system strengthening	Implement consistent Tier I practices and begin developing data-based decision making guidelines

2026-2027	2027-2028
Develop Tier I fidelity tools for all levels Collect and analyze data through Synergy on a regular basis Develop a professional development plan for MTSS Develop MTSS-A (Academic) Framework Implement MTSS-A Framework Tier I	Monitor Tier I fidelity across all levels Evaluate effectiveness of data collection systems and determine needed adjustments Refine and implement MTSS-A Framework Tier II, including data decision rules for movement between Tiers Implement MTSS professional development plan

2.2 Instructional Framework



Three Focus Areas:

2.2.1 Teachers will establish standards-aligned objectives and success criteria, communicate them in student-friendly language, reference them consistently during lessons, and use them to drive instructional decisions and PLC collaboration.

2.2.2 Instruction will incorporate purposeful questioning, varied and intentional grouping, and meaningful integration of available resources to actively engage all learners.

2.2.3 Teachers will consistently demonstrate responsive teaching by using formative data to adjust instruction in real time, inform future planning, and guide PLC collaboration to meet student needs.

2.2 Instructional Framework

Goal 2

OVERVIEW: 2 YEARS AT A GLANCE

2026-2027	2027-2028
2.2.1 Establish standards-aligned objectives and success criteria	
Clearly define standard vs. success criteria vs. objectives Identify the priority standard(s)	Establish objective(s), identifying the success criteria Communicate and reference the established, student-friendly objectives and success criteria Monitor objectives and success criteria through student progress
2.2.2 Purposeful questioning, varied and intentional grouping, and meaningful integration of available resources	
Develop a toolkit with resources on questioning, grouping, and engagement Building, District, and outside PD sessions Build a sustainable PLC process- Question #2	Build a sustainable PLC process- Question #3 & #4 Research and propose additional options for intentional time embedded into the yearly calendar for PLC
2.2.3 Responsive teaching by using formative data	
Develop common formative practices in the classroom Strengthen data interpretation	Practice and plan for responsive teaching Teacher feedback and coaching on responsive teaching

2.3 Enhancing Career Development and Pathways



Three Focus Areas:

2.3.1 Communicate post-secondary college and careers (4 year, 2 year, Trades, ...)

2.3.2 Expand CTE Programs of Study

2.3.3 Establish Community Partnerships

2.3 Enhancing Career Development and Pathways

Goal 2

OVERVIEW: 2 YEARS AT A GLANCE

2026-2027	2027-2028
2.3.1 Communicate post-secondary college and careers	
Clearly define current course offerings in alignment with Nebraska Career and Technical Education Programs of Study Establish a vision for desired course offerings between BHS and BSHS in alignment with Nebraska Career and Technical Education Programs of Study	Define components of BPS Programs of Study and opportunities available to students as participants, concentrators, or completers: courses offered, work-based learning opportunities, community partnerships, and CTSO offerings Establish a communication plan for the Bennington CTE Program with all patrons, especially students, families, and staff
2.3.2 Expand CTE Programs of Study	
Establish a vision for desired course offerings between BHS and BSHS in alignment with Nebraska Career and Technical Education Programs of Study Hire and train staff to offer desired courses	Hire and train staff to offer desired courses Establish logistical procedures for student participation in CTE Programs of Study between BHS and BSHS Communicate opportunities for Bennington CTE Program with all patrons, especially students, families, and staff
2.3.3 Establish Community Partnerships	
Determine desired opportunities for BPS students Determine available opportunities in the: Bennington Public Schools, Bennington Community, Omaha Community, and Area University/Colleges and Community Colleges	Establish community partnerships and utilization processes


NEBRASKA
GROW YOUR OWN
TEACHER CAREER LADDER PROGRAM

NEBRASKA

GROW YOUR OWN

APPRENTICESHIP DISTRICTS

- Allen Consolidated Schools
- Bellevue Public Schools - Sarpy County District #1
- Bennington Public Schools
- Columbus Public Schools
- Fremont Public Schools - Dodge County District #1
- Grand Island Public Schools
- Gretna Public Schools
- Lincoln Public Schools
- Millard Public SchoolS- Douglas County District #17
- Nelson Mandela Elementary
- North Platte Public School District
- Omaha Public Schools
- Papillion La Vista Community Schools
- Ralston Public Schools
- Scribner-Snyder Community Schools
- South Sioux City Community Schools
- Westside Community Schools
- Bancroft-Rosalie School
- Winnebago Public Schools

Degrees + Endorsements

BACHELOR OF ARTS - ELEMENTARY EDUCATION (K-6)

Special Education (K-6) - 92 credits

Teachers can earn a Kindergarten through 6th grade Special Education endorsement allowing them to teach Special Education students.

English as a Second Language - 80 credits

Teachers can earn an ESL endorsement allowing them to teach ESL students.

Early Childhood Education - 83 credits

Teachers can earn a Pre-Kindergarten through 3rd grade Early Childhood endorsement allowing them to teach general education students.

District Awardees

District received GYO funding for a specific amount of seats per endorsement area based on individual district need.

Candidate Requirements

Preferred: District Delegate Send Transcripts Directly to Midland

01 Hold 40 or more undergraduate credits. Candidates who have less than 40 credits may still be eligible, but the missing credits will need to be taken outside of the TCL program. If sending international transcripts, please include applicant's DOB.

02 27 of the 40 credits must fall into the following specific content areas: Math (3), Communication (3), Writing (3), ELA (3), Social Sciences (6), Natural Sciences (4), Health (2), and Arts/Humanities (3).

03 Must be approved by district for the TCL program. Following initial district approval, apply and receive acceptance by Midland University.

04 Must be employed as a full-time para in an Elementary classroom by August 2025



Course & Class Schedule

Summer One	Fall One	Spring One	Summer Two	Fall Two	Spring Two
Courses 10 Credits	Courses 12-19 Credits	Courses 17-18 Credits	Courses 9-13 Credits	Courses 17 Credits	Clinical Experience 15 Credits

This is a fully online program with both synchronous and asynchronous elements. Midland University will communicate with candidates in advance regarding the dates/times of the synchronous classes.

Teacher Career Ladder Program

Bachelor of Arts - Elementary Education
Special Education Endorsement Curriculum

Elementary Education K-8 certification, with supplementary endorsement in Special Education (K-6)

The schedule to the right is the course sequence for a 2-year residency-based program offered at Midland University, leading to a Bachelor of Arts degree and Elementary Education K-8 certification, with supplementary endorsement in Special Education (K-6). Other teacher certification areas may have slightly different course requirements, but the sequence will be substantially similar to the example on the right.

Year 1		Year 2	
Summer (11 Credits)		**Summer (13 Credits)**	
Topics in Education *(*10 FBE hours)*	EDU190, 3 credits	Assessment & Behavior Intervention *(*10 FBE hours)*	SPD353, 4 Credits
Child Growth & Development	EDU199, 4 credits	Legal Issues & Program Development	SPD358, 3 Credits
Technology Methods & Material *(*10 FBE hours)*	SPD233, 4 credits	Identification of Children with Disabilities	SPD368, 3 Credits
		Multidisciplinary Team and IEP	SPD369, 3 Credits
Fall (18 Credits)		**Fall (17 Credits)**	
Technology for Teachers	EDU204, 3 credits	Language Arts Methods *(*5 FBE hours)*	EDU294, 2 credits
Diversity in Classroom Communities *(*10 FBE hours)*	EDU220, 3 credits	Science Methods *(*10 FBE hours)*	EDU307, 3 credits
Instructional Design	EDU270, 2 credits	Developmental Reading *(*10 FBE hours)*	EDU340, 3 credits
Classroom Management	EDU275, 2 credits	Diagnostic Reading *(*10 FBE hours)*	EDU341, 3 credits
Introduction to Special Education *(*10 FBE hours)*	SPD296, 3 credits	Social Studies Methods	SPD388, 3 credits
Assessment for Learning	EDU370, 2 credits	Math Methods *(*10 FBE hours)*	EDU393, 3 credits
Impact of Language Across Disability Areas	SPD252, 3 credits		
Spring (18 Credits)		**Spring (15 Credits)**	
		Student Teaching Term	
Understanding the Math You Teach	EDU392, 3 credits		
Understanding the Science You Teach	EDU306, 3 credits	Clinical Experience & Seminar	EDU400, 15 credits
Art Methods	EDU221, 1 credit		
Music Methods	EDU235, 1 credit		
PE Methods	EDU237, 1 credit		
Literature for Children *(*5 FBE hours)*	EDU250, 2 credits		
Collaboration & Inclusive Learning Environments *(*10 FBE hours)*	SPD242, 4 credits		
Early Childhood Special Education	SPD247, 3 credits		

92 Credit Program

110 FBE/Practicum Hours

**Field-based Experience (FBE) hours required by the Nebraska Dept. of Education to be completed in approved classrooms.*

Teacher Career Ladder Program

Bachelor of Arts - Elementary Education
Early Childhood Education Endorsement

Elementary Education K-8 certification, with supplementary endorsement in Early Childhood Education (PK-3)

The schedule to the right is the course sequence for a 2-year residency-based program offered at Midland University, leading to a Bachelor of Arts degree and Elementary Education K-8 certification, with supplementary endorsement in Early Childhood Education (PK-3). Other teacher certification areas may have slightly different course requirements, but the sequence will be substantially similar to the example on the right.

Year 1		Year 2	
Summer (7 Credits)		**Summer (8 Credits)**	
Topics in Education *(*10 FBE hours)*	EDU190, 3 credits	Preschool Methods	ECE257, 3 credits
Child Growth & Development	EDU199, 4 credits	Preschool Methods Practicum *(*45 FBE hours)*	ECE257A, 1 credit
		Methods for Primary Teaching	ECE386, 3 credits
		Methods for Primary Teaching *(*45 FBE hours)*	ECE386A, 1 credit
Fall (17 Credits)		**Fall (17 Credits)**	
Technology for Teachers	EDU204, 3 credits	Language Arts Methods *(*5 FBE hours)*	EDU294, 2 credits
Diversity in Classroom Communities *(*10 FBE hours)*	EDU220, 3 credits	Science Methods *(*10 FBE hours)*	EDU307, 3 credits
Instructional Design	EDU270, 2 credits	Developmental Reading *(*10 FBE hours)*	EDU340, 3 credits
Classroom Management	EDU275, 2 credits	Diagnostic Reading *(*10 FBE hours)*	EDU341, 3 credits
Introduction to Special Education *(*10 FBE hours)*	SPD296, 3 credits	Social Studies Methods	SPD388, 3 credits
Assessment for Learning	EDU370, 2 credits	Math Methods *(*10 FBE hours)*	EDU393, 3 credits
Child, Family, and Community	ECE155, 2 credits		
Spring (19 Credits)		**Spring (15 Credits)**	
		Student Teaching Term	
Understanding the Math You Teach	EDU392, 3 credits		
Understanding the Science You Teach	EDU306, 3 credits	Clinical Experience & Seminar	EDU400, 15 credits
Art Methods	EDU221, 1 credit		
Music Methods	EDU235, 1 credit		
PE Methods	EDU237, 1 credit		
Literature for Children *(*5 FBE hours)*	EDU250, 2 credits		
Early Childhood Special Education	SPD247, 3 credits		
Intro to Childhood Education *(*10 FBE hours)*	ECE255, 3 credits		
Early Childhood Assessment	ECE376, 2 credits		

83 Credit Program

180 FBE/Practicum Hours

**Field-based Experience (FBE) hours required by the Nebraska Dept. of Education to be completed in approved classrooms.*

Three to Teach Program

01 For outstanding candidates who do not yet meet the prerequisite requirements to join the TCL Apprenticeship program

02 Fully online three-year program that leads to initial teaching certification while working as a para-educator

03 Designed for candidates with little to no post-secondary credits

04 Provided with all of the same resources as TCL Apprenticeship candidates

05 Candidates can inquire on their own OR district can fund program

Three to Teach



Questions

A. Discuss, Consider, and Take Action on Curriculum and Personnel Proposals

The Curriculum Committee met on November 5th to begin the process of determining which curriculum and personnel proposals to recommend for the 2027-28 school year. There were 38 proposals this year for consideration.

Each year, the Curriculum Committee reviews and refines positions that will be added using growth data metrics. These "triggered positions" become the first proposal each year for consideration.

The Curriculum Committee also reviewed proposals that were highly prioritized by both the Curriculum/Proposal Committee and the Administrative/BOE Committee. The Curriculum Committee is recommending the following proposals for approval:

Proposal Number	Name	Description	Personnel Costs	Curriculum Costs
1	Triggered Positions	Trigger additions recommended based on the decisions rules established by the Curriculum Committee. Position additions for 2027-28 are: • 2.0 Added SPED Teachers	$193,812	$10,000
2	Hard to Hire HS Teachers	With the addition of BSHS in 2028-29, this proposal would allow administration to hire "hard to fill" positions as needed.	$902,344	$25,000
		TOTAL PROPOSED EXPENDITURES	**$1,096,156**	**$35,000**

The estimated cost for these positions is $1,131,156, but the actual payroll increase due to the SPED reimbursement would be $968,106. The "hard to hire" positions will not all be filled, but will allow the ability to act quickly if available and needed. These positions would be allocated from the 2027-28 General Fund budget.

The committee will review the other 36 proposals and rank them for future additions as funds are released from the Building/Finance Committee.

Account Balances August 31, 2016 - August 31, 2026										
	General Fund	Bond Fund	QCPUF	Special Building Fund	Nutrition Services Fund	Activity Fund	Student Fee Fund	Depreciation Fund	Employee Benefit Fund	Total Funds
August 31, 2026	$15,110,985	$12,473,095	$699,847	$32,480,455	$929,867	$649,271	$88,241	$5,481,028	$310,416	$68,223,205
August 31, 2025	$14,807,989	$10,421,954	$677,736	$12,201,850	$985,326	$595,056	$72,656	$5,312,711	$307,032	$45,382,310
August 31, 2024	$15,610,932	$8,782,545	$644,776	$12,166,112	$1,058,996	$510,822	$52,472	$4,410,043	$305,000	$43,541,698
August 31, 2023	$12,813,669	$7,307,921	$4,326,532	$12,489,222	$1,077,617	$536,760	$36,627	$3,763,153	$294,708	$42,646,209
August 31, 2022	$11,828,158	$7,710,074	$3,479,947	$24,615,075	$1,042,700	$552,770	$24,910	$2,696,169	$289,053	$52,238,856
August 31, 2021	$11,789,534	$6,032,579	$2,836,157	$12,713,050	$731,116	$511,074	$26,859	$2,686,936	$288,093	$37,615,398
August 31, 2020	$11,587,603	$5,239,281	$2,308,938	$34,738,553	$335,955	$383,563	$29,059	$2,424,295	$188,952	$57,236,199
August 31, 2019	$10,711,582	$4,778,548	$1,714,840	$15,511,124	$462,087	$422,791	$24,376	$2,395,471	$189,486	$36,210,305
August 31, 2018	$10,267,546	$4,276,077	$1,184,516	$9,855,615	$317,578	$338,582	$23,201	$1,925,883	$88,907	$28,277,905
August 31, 2017	$8,971,185	$3,730,709	$730,931	$6,533,960	$262,673	$344,633		$1,820,203	$88,756	$22,483,050
August 31, 2016	$8,120,103	$4,111,615	$354,732	$20,531,176	$414,236	$341,484		$1,878,255	$88,690	$35,840,291

NEBRASKA DEPARTMENT OF EDUCATION
SCHOOL FINANCE & ORGANIZATION SERVICES

2025-2026
NEBRASKA EDUCATION PROFILE (NEP) PER PUPIL COST REPORT

28-0059-000 BENNINGTON PUBLIC SCHOOLS

Chart 1		Allocated General Fund Expenditures Per Pupil					Total District
Name	ADM (A)	Salaries (B)	Benefits (C)	Federal (D)	State/Local (E)	3% Building & Contents (F)	Per Pupil Cost (G)
BENNINGTON PUBLIC SCHOOLS (28-0059-000)	4393.67	$7,076	$2,843	$219	$11,703	$1,827	$13,749
BENNINGTON HIGH SCHOOL (28-0059-001)	1128.44	$6,334	$2,447	$21	$10,785	$1,754	$12,560
BENNINGTON ELEMENTARY SCHOOL (28-0059-002)	368.53	$7,406	$3,115	$258	$12,957	$2,091	$15,306
PINE CREEK ELEMENTARY (28-0059-003)	514.76	$7,434	$3,080	$19	$12,342	$1,492	$13,853
HERITAGE ELEMENTARY (28-0059-004)	418.05	$7,361	$3,000	$321	$12,359	$1,901	$14,581
BENNINGTON MIDDLE SCHOOL (28-0059-005)	460.53	$7,699	$2,971	$18	$12,706	$2,257	$14,981
ANCHOR POINTE ELEMENTARY (28-0059-006)	463.67	$8,097	$3,426	$1,446	$11,690	$1,637	$14,773
STRATFORD ELEMENTARY SCHOOL (28-0059-007)	400.51	$6,628	$2,749	$17	$11,077	$1,739	$12,833
BENNINGTON SOUTH MIDDLE SCHOOL (28-0059-008)	639.18	$6,810	$2,636	$20	$11,336	$1,911	$13,267

Chart 2		District Only Submitted General Fund Expenditures Per Pupil					District Submitted
Name	ADM (A)	Salaries (B)	Benefits (C)	Federal (H)	State/Local (I)	3% Building & Contents (J)	Per Pupil Cost (K)
BENNINGTON PUBLIC SCHOOLS (28-0059-000)	4,393.67	$870	$278	$1	$1,890	$336	$2,227

Chart 3		School Only Submitted General Fund Expenditures Per Pupil					School Submitted	District Submitted	Total School
Name	ADM (A)	Salaries (B)	Benefits (C)	Federal (L)	State/Local (M)	3% Building & Contents (N)	Per Pupil Cost (O)	Per Pupil Cost (K)	Per Pupil Cost (P)
BENNINGTON HIGH SCHOOL (28-0059-001)	1,128.44	$5,464	$2,170	$20	$8,895	$1,427	$10,342	$2,227	$12,569
BENNINGTON ELEMENTARY SCHOOL (28-0059-002)	368.53	$6,536	$2,838	$257	$11,066	$1,691	$13,014	$2,227	$15,241
PINE CREEK ELEMENTARY (28-0059-003)	514.76	$6,564	$2,802	$18	$10,451	$1,079	$11,548	$2,227	$13,775
HERITAGE ELEMENTARY (28-0059-004)	418.05	$6,492	$2,722	$320	$10,470	$1,516	$12,306	$2,227	$14,533
BENNINGTON MIDDLE SCHOOL (28-0059-005)	460.53	$6,829	$2,693	$17	$10,816	$1,931	$12,764	$2,227	$14,991
ANCHOR POINTE ELEMENTARY (28-0059-006)	463.67	$7,227	$3,149	$1,445	$9,800	$1,367	$12,612	$2,227	$14,839

NEBRASKA DEPARTMENT OF EDUCATION
SCHOOL FINANCE & ORGANIZATION SERVICES

2025-2026
NEBRASKA EDUCATION PROFILE (NEP) PER PUPIL COST REPORT

28-0059-000 BENNINGTON PUBLIC SCHOOLS

STRATFORD ELEMENTARY SCHOOL (28-0059-007)	400.51	$5,758	$2,472	$16	$9,186	$1,426	$10,628	$2,227	$12,855
BENNINGTON SOUTH MIDDLE SCHOOL (28-0059-008)	639.18	$5,940	$2,358	$18	$9,445	$1,617	$11,080	$2,227	$13,307

Total District Exclusions (Adjustments to Current Expense)	$3,301,780
Excluded Expenses	Debt interest, capital purchases, equipment, adult education, Pre-K, State & Local Grants, and Community Services
Membership Count	ADM = Average Daily Memberhsip

Each *Chart* include:

- Membership Count used is the School District's Average Daily Membership (ADM).
  - ADM is used at the District level and at each School within the District.

- Salary and Benefits are identified for informational purposes and are included in Federal and State/Local Expenditures from the 2025-2026 Annual Financial Reports submitted by the Districts.
  - ***Since salary and benefits are included in the Federal and State/Local amounts, salary and benefits should not be added again when calculating per pupil costs.***

- State/Local and Federal Expenditures are from the 2025-2026 Annual Financial Reports submitted by the Districts at the District and School levels.

- Three (3) percent of Building & Contents are based on district reporting of its buildings, land, and contents of the District Buildings and each School Building. (Most districts rely on insurable value for reporting purposes.)
  - Three percent of this total is considered "Annual Depreciation" of the district building & contents and is included in Per Pupil Cost calculations per Nebraska State Status §79-598 and §79-1003.

District and School Level Per Pupil Cost Calculation:

- Federal Expenditures + State/Local Expenditures + 3% of District Building & Contents / ADM

Per Pupil Costs Calculations shown in Charts:

- *Chart 1:* Allocated General Fund Expenditures Per Pupil Cost (G) = (D + E + F)
- *Chart 2:* District Only Submitted General Fund Expenditures Per Pupil Cost (K) = (H + I + J)
- *Chart 3*: School Only Submitted General Fund Expenditures Per Pupil Cost (O) = (L + M + N) per school building
- *Chart 3*: Total School Per Pupil Cost (P) =(K + O)

District allocations and school level figures may not match School Level Per Pupil Costs (Columns G & P) due to rounding in the calculations.

Financial Statements
August 31, 2026

School District No. 59, Bennington Public Schools, Douglas County, Nebraska

School District No. 59, Bennington Public Schools, Douglas County, Nebraska

Table of Contents

August 31, 2026

Independent Auditor's Report 1

Basic Financial Statements – Modified Cash Basis

- Government-Wide Financial Statements
  - Statement of Net Position – Modified Cash Basis 4
  - Statement of Activities – Modified Cash Basis 5
- Fund Financial Statements
  - Balance Sheet – Modified Cash Basis – Governmental Funds 6
  - Statements of Receipts, Disbursements, and Changes in Fund Balances – Modified Cash Basis – Governmental Funds 7
  - Statement of Net Position – Modified Cash Basis – Governmental Funds 9
  - Statement of Receipts, Disbursements, and Changes in Net Position – Modified Cash Basis – Proprietary Funds 10
- Notes to Financial Statements 11

Supplementary Information

- Budget Comparison Schedules
  - General Fund 25
  - Bond Fund 27
  - Special Building Fund 28
  - Depreciation Fund 29
  - Qualified Capital Purpose Undertaking Fund 30
  - Employee Benefit Fund 31
  - Student Fee Fund 32
  - Activities Fund 33
  - School Nutrition Fund 34

Independent Auditor's Report on Internal Control Over Financial Reporting and on Compliance and Other Matters Based on an Audit of Financial Statements Performed in Accordance with *Government Auditing Standards* 35

Schedule of Findings and Responses 37

Independent Auditor's Report

To the Board of Education
School District No. 59, Bennington Public Schools, Douglas County, Nebraska
Bennington, Nebraska

Report on the Audit of the Financial Statements

Opinions

We have audited the modified cash basis financial statements of the governmental activities, the business-type activities, each major fund, and the aggregate remaining fund information of School District No. 59, Bennington Public Schools, Douglas County, Nebraska (the District) as of and for the year ended August 31, 2026, and the related notes to the financial statements, which collectively comprise the District's basic financial statements as listed in the table of contents.

In our opinion, the accompanying financial statements referred to above present fairly, in all material respects, the respective modified cash basis financial position of the governmental activities, the business-type activities, each major fund, and the aggregate remaining fund information of the District as of August 31, 2026, and the respective changes in modified cash basis financial position for the year then ended in accordance with the modified cash basis of accounting described in Note 1.

Basis for Opinions

We conducted our audit in accordance with auditing standards generally accepted in the United States of America (GAAS) and the standards applicable to financial audits contained in *Government Auditing Standards* issued by the Comptroller General of the United States (*Government Auditing Standards*). Our responsibilities under those standards are further described in the Auditor's Responsibilities for the Audit of the Financial Statements section of our report. We are required to be independent of the District, and to meet our other ethical responsibilities, in accordance with the relevant ethical requirements relating to our audit. We believe that the audit evidence we have obtained is sufficient and appropriate to provide a basis for our audit opinions.

Emphasis of Matter – Basis of Accounting

We draw attention to Note 1 of the financial statements, which describes the basis of accounting. The financial statements are prepared on the modified cash basis of accounting, which is a basis of accounting other than accounting principles generally accepted in the United States of America. Our opinions are not modified with respect to this matter.

eidebailly.com
14010 FNB Pkwy., Ste. 600 • Omaha, NE 68154-5206 • T 402.330.2660 • F 402.330.5108

Responsibilities of Management for the Financial Statements

Management is responsible for the preparation and fair presentation of the financial statements in accordance with the modified cash basis of accounting as described in Note 1, and for determining that the modified cash basis of accounting is an acceptable basis for the preparation of the financial statements in the circumstances. Management is also responsible for the design, implementation, and maintenance of internal control relevant to the preparation and fair presentation of financial statements that are free from material misstatement, whether due to fraud or error.

Auditor's Responsibilities for the Audit of the Financial Statements

Our objectives are to obtain reasonable assurance about whether the financial statements as a whole are free from material misstatement, whether due to fraud or error, and to issue an auditor's report that includes our opinions. Reasonable assurance is a high level of assurance but is not absolute assurance and therefore is not a guarantee that an audit conducted in accordance with GAAS and *Government Auditing Standards* will always detect a material misstatement when it exists. The risk of not detecting a material misstatement resulting from fraud is higher than for one resulting from error, as fraud may involve collusion, forgery, intentional omissions, misrepresentations, or the override of internal control. Misstatements are considered material if there is a substantial likelihood that, individually or in the aggregate, they would influence the judgment made by a reasonable user based on the financial statements.

In performing an audit in accordance with GAAS and *Government Auditing Standards*, we:

- Exercise professional judgment and maintain professional skepticism throughout the audit.
- Identify and assess the risks of material misstatement of the financial statements, whether due to fraud or error, and design and perform audit procedures responsive to those risks. Such procedures include examining, on a test basis, evidence regarding the amounts and disclosures in the financial statements.
- Obtain an understanding of internal control relevant to the audit in order to design audit procedures that are appropriate in the circumstances, but not for the purpose of expressing an opinion on the effectiveness of the District's internal control. Accordingly, no such opinion is expressed.
- Evaluate the appropriateness of accounting policies used and the reasonableness of significant accounting estimates made by management, as well as evaluate the overall presentation of the financial statements.
- Conclude whether, in our judgment, there are conditions or events, considered in the aggregate, that raise substantial doubt about the District's ability to continue as a going concern for a reasonable period of time.

We are required to communicate with those charged with governance regarding, among other matters, the planned scope and timing of the audit, significant audit findings, and certain internal control-related matters that we identified during the audit.

Supplementary Information

Our audit was conducted for the purpose of forming opinions on the financial statements that collectively comprise the District's basic financial statements. The budgetary comparison schedules are presented for purposes of additional analysis and are not a required part of the basic financial statements. Such information is the responsibility of management and was derived from and relates directly to the underlying accounting and other records used to prepare the basic financial statements. The information has been subjected to the auditing procedures applied in the audit of the basic financial statements and certain additional procedures, including comparing and reconciling such information directly to the underlying accounting and other records used to prepare the basic financial statements or to the basic financial statements themselves, and other additional procedures in accordance with GAAS. In our opinion, the budgetary comparison schedules are fairly stated, in all material respects, in relation to the basic financial statements as a whole, on the basis of accounting described in Note 1.

Other Reporting Required by *Government Auditing Standard*s

In accordance with *Government Auditing Standards*, we have also issued our report dated November 2, 2026 on our consideration of the District's internal control over financial reporting and on our tests of its compliance with certain provisions of laws, regulations, contracts, and grant agreements, and other matters. The purpose of that report is solely to describe the scope of our testing of internal control over financial reporting and compliance and the results of that testing, and not to provide an opinion on the effectiveness of the District's internal control over financial reporting or on compliance. That report is an integral part of an audit performed in accordance with *Government Auditing Standards* in considering the District's internal control over financial reporting and compliance.

Eide Bailly LLP

Omaha, Nebraska
November 2, 2026

	Governmental Activities	Business-Type Activities	Total
Assets			
Cash on Deposit	$ 66,008,875	$ 929,867	$ 66,938,742
Funds Held by County Treasurer	1,284,463	-	1,284,463
Total assets	$ 67,293,338	$ 929,867	$ 68,223,205
Net Position			
Restricted for			
Capital projects	$ 38,661,330	$ -	$ 38,661,330
Debt service	12,473,095	-	12,473,095
School lunch program	-	929,867	929,867
Employee benefits	310,416	-	310,416
Other	737,512	-	737,512
Unrestricted	15,110,985	-	15,110,985
Total net position	$ 67,293,338	$ 929,867	$ 68,223,205

School District No. 59, Bennington Public Schools, Douglas County, Nebraska

Statement of Activities – Modified Cash Basis

Year Ended August 31, 2026

Functions/Programs	Disbursements	Program Receipts: Charges for Services	Program Receipts: Operating Grants and Contributions	Net (Disbursements) Receipts and Changes in Net Position: Primary Government: Governmental Activities	Net (Disbursements) Receipts and Changes in Net Position: Primary Government: Business-Type Activities	Net (Disbursements) Receipts and Changes in Net Position: Primary Government: Total
Primary Government						
Governmental activities						
Regular instruction	$ 29,484,770	$ 51,013	$ 33,133	$ (29,400,624)	$ -	$ (29,400,624)
Limited English proficiency	242,229	-	-	(242,229)	-	(242,229)
Poverty programs	253,985	-	-	(253,985)	-	(253,985)
Special education instructional programs	5,736,048	-	5,130,488	(605,560)	-	(605,560)
Support services	8,829,908	-	-	(8,829,908)	-	(8,829,908)
Office of principals	2,833,076	-	-	(2,833,076)	-	(2,833,076)
Central services	822,247	-	-	(822,247)	-	(822,247)
Operation and maintenance of buildings	6,041,879	-	-	(6,041,879)	-	(6,041,879)
Student transportation - regular education	1,399,708	226,672	-	(1,173,036)	-	(1,173,036)
Student transportation - school age special education	488,666	-	346,735	(141,931)	-	(141,931)
Capital outlay	29,190,301	-	-	(29,190,301)	-	(29,190,301)
State categorical programs	358,493	-	-	(358,493)	-	(358,493)
Federal programs	966,669	-	1,005,580	38,911	-	38,911
Summer school	150,504	-	-	(150,504)	-	(150,504)
Debt service	10,439,952	-	-	(10,439,952)	-	(10,439,952)
Total governmental activities	97,238,435	277,685	6,515,936	(90,444,814)	-	(90,444,814)
Business-type activities						
School nutrition programs	2,371,514	1,752,068	563,023	-	(56,423)	(56,423)
Total primary government	$ 99,609,949	$ 2,029,753	$ 7,078,959	(90,444,814)	(56,423)	(90,501,237)
General Receipts						
Taxes						
Property				31,619,433	-	31,619,433
Motor vehicle				3,239,405	-	3,239,405
Public power district sales				70,890	-	70,890
Fines and licenses				140,527	-	140,527
State aid				25,638,188	-	25,638,188
Interest income				1,775,201	964	1,776,165
Other				869,591	-	869,591
Total general receipts				63,353,235	964	63,354,199
Other Financing Sources (Uses)						
Bond proceeds and premium				48,100,501	-	48,100,501
Sale of property				1,066	-	1,066
Other non-revenue receipts				1,366	-	1,366
Transfers in				1,966,070	-	1,966,070
Transfers out				(81,070)	-	(81,070)
Total other financing sources, net				49,987,933	-	49,987,933
Change in Net Position				22,896,354	(55,459)	22,840,895
Net Position, Beginning of Year				44,396,984	985,326	45,382,310
Net Position, End of Year				$ 67,293,338	$ 929,867	$ 68,223,205

School District No. 59, Bennington Public Schools, Douglas County, Nebraska

Balance Sheet – Modified Cash Basis – Governmental Funds

August 31, 2026

	General Fund	Bond Fund	Special Building Fund	Depreciation Fund	Other Governmental Funds	Total Governmental Funds
Assets						
Cash on deposit	$ 14,179,694	$ 12,135,802	$ 32,464,576	$ 5,481,028	$ 1,747,775	$ 66,008,875
Funds held by County Treasurer	931,291	337,293	15,879	-	-	1,284,463
Total assets	$ 15,110,985	$ 12,473,095	$ 32,480,455	$ 5,481,028	$ 1,747,775	$ 67,293,338
Fund Balances						
Restricted	$ -	$ 12,473,095	$ 32,480,455	$ -	$ 1,747,775	$ 46,701,325
Committed	-	-	-	5,481,028	-	5,481,028
Unassigned	15,110,985	-	-	-	-	15,110,985
Total fund balances	$ 15,110,985	$ 12,473,095	$ 32,480,455	$ 5,481,028	$ 1,747,775	$ 67,293,338

The notes to the financial statements are an integral part of this statement

School District No. 59, Bennington Public Schools, Douglas County, Nebraska

Statement of Receipts, Disbursements, and Changes in Fund Balances – Modified Cash Basis

Governmental Funds

Year Ended August 31, 2026

	General Fund	Bond Fund	Special Building Fund
Receipts			
Taxes			
Property	$ 19,816,496	$ 11,033,761	$ 769,036
Motor vehicle	3,239,405	-	-
Public power district sales	51,793	19,017	80
Fines and licenses	140,527	-	-
Tuition and fees	277,685	-	-
State aid and state receipts	31,148,544	-	-
Federal aid	1,005,580	-	-
Interest income	285,927	311,032	987,627
Other	22,975	-	17,906
Total receipts	55,988,932	11,363,810	1,774,649
Disbursements			
Regular instruction	29,484,770	-	-
Limited English proficiency	242,229	-	-
Poverty programs	253,985	-	-
Special education instructional programs	5,736,048	-	-
Support services	6,107,985	-	-
Office of principals	2,833,076	-	-
Central services	822,247	-	-
Operation and maintenance of buildings	6,012,918	-	28,961
Student transportation - regular education	1,399,708	-	-
Student transportation - school age special education	488,666	-	-
Capital outlay	-	-	29,190,301
State categorical programs	358,493	-	-
Federal programs	966,669	-	-
Summer school	150,504	-	-
Debt service	750,000	9,312,669	377,283
Total disbursements	55,607,298	9,312,669	29,596,545
Excess (Deficiency) of Receipts Over (Under) Disbursements	381,634	2,051,141	(27,821,896)
Other Financing Sources (Uses)			
Bond proceeds	-	-	43,822,250
Premium received on bond issuance	-	-	4,278,251
Sale of property	1,066	-	-
Other non-revenue receipts	1,366	-	-
Transfers in	-	-	-
Transfers out	(81,070)	-	-
Total other financing sources (uses), net	(78,638)	-	48,100,501
Change in Fund Balances	302,996	2,051,141	20,278,605
Fund Balances, Beginning of Year	14,807,989	10,421,954	12,201,850
Fund Balances, End of Year	$ 15,110,985	$ 12,473,095	$ 32,480,455

School District No. 59, Bennington Public Schools, Douglas County, Nebraska

Statement of Receipts, Disbursements, and Changes in Fund Balances – Modified Cash Basis

Governmental Funds

Year Ended August 31, 2026

	Depreciation Fund	Other Governmental Funds	Total Governmental Funds
Receipts			
Taxes			
Property	$ -	$ 140	$ 31,619,433
Motor vehicle	-	-	3,239,405
Public power district sales	-	-	70,890
Fines and licenses	-	-	140,527
Tuition and fees	-	-	277,685
State aid and state receipts	-	-	31,148,544
Federal aid	-	-	1,005,580
Interest income	157,824	32,791	1,775,201
Other	-	828,710	869,591
Total receipts	157,824	861,641	70,146,856
Disbursements			
Regular instruction	-	-	29,484,770
Limited English proficiency	-	-	242,229
Poverty programs	-	-	253,985
Special education instructional programs	-	-	5,736,048
Support services	1,874,507	847,416	8,829,908
Office of principals	-	-	2,833,076
Central services	-	-	822,247
Operation and maintenance of buildings	-	-	6,041,879
Student transportation - regular education	-	-	1,399,708
Student transportation - school age special education	-	-	488,666
Capital outlay	-	-	29,190,301
State categorical programs	-	-	358,493
Federal programs	-	-	966,669
Summer school	-	-	150,504
Debt service	-	-	10,439,952
Total disbursements	1,874,507	847,416	97,238,435
Excess (Deficiency) of Receipts Over (Under) Disbursements	(1,716,683)	14,225	(27,091,579)
Other Financing Sources (Uses)			
Bond proceeds	-	-	43,822,250
Premium received on bond issuance	-	-	4,278,251
Sale of property	-	-	1,066
Other non-revenue receipts	-	-	1,366
Transfers in	1,885,000	81,070	1,966,070
Transfers out	-	-	(81,070)
Total other financing sources (uses), net	1,885,000	81,070	49,987,933
Change in Fund Balances	168,317	95,295	22,896,354
Fund Balances, Beginning of Year	5,312,711	1,652,480	44,396,984
Fund Balances, End of Year	$ 5,481,028	$ 1,747,775	$ 67,293,338

The notes to the financial statements are an integral part of this statement

	School Nutrition Fund
Assets - Cash on deposit	$ 929,867
Net Position - Restricted	$ 929,867

School District No. 59, Bennington Public Schools, Douglas County, Nebraska

Statement of Receipts, Disbursements, and Changes in Net Position – Modified Cash Basis – Proprietary Funds

Year Ended August 31, 2026

	School Nutrition Fund
Operating Receipts	
Charges for sales and services - food sales	$ 1,752,068
Operating Disbursements	
Cost of sales and services	2,371,514
Operating Loss	(619,446)
Nonoperating Receipts	
Federal subsidy	555,079
State subsidy	7,944
Interest	964
Total nonoperating receipts	563,987
Change in Net Position	(55,459)
Net Position, Beginning of Year	985,326
Net Position, End of Year	$ 929,867

Note 1 - Description of Reporting Entity and Summary of Significant Accounting Policies

The following describes the reporting entity and provides a summary of significant accounting policies of School District No. 59, Bennington Public Schools, Douglas County, Nebraska.

Organization

School District No. 59, Bennington Public Schools, Douglas County, Nebraska (the District) is a tax-exempt political subdivision and a Class III school district of the State of Nebraska.

Reporting Entity

The financial statements of the District include all significant separately administered organizations for which the District is financially accountable with the exception of the Bennington Public Schools Foundation, which is reported separately, as it is not considered a significant component unit under Governmental Accounting Standards Board (GASB) criteria to be considered in determining financial accountability. These criteria include the basis of selection of governing authority, imposition of will, a financial benefit/burden relationship and/or fiscal dependency.

Basis of Accounting

The financial statements are presented in accordance with a modified cash basis of accounting, which is a basis of accounting other than accounting principles generally accepted in the United States of America (GAAP) as established by the Governmental Accounting Standards Board. This basis of accounting involves modifications to the cash basis of accounting to report in the statement of net position or balance sheet cash transactions or events that provide a benefit or result in an obligation that covers a period greater than the period in which the cash transaction or event occurred. Such reported balances include funds held by the County Treasurer which have arisen from cash collected by the County on behalf of the District.

This modified cash basis of accounting differs from GAAP primarily because certain assets and their related revenues (such as accounts receivable and revenue for billed or provided services not yet collected, and other accrued revenue and receivables) and certain liabilities and their related expenses or expenditures (such as accounts payable and expenses for goods or services received but not yet paid, and other accrued expenses and liabilities) are not recorded in these financial statements. In addition, other economic assets, deferred outflows, liabilities, and deferred inflows of resources that do not arise from a cash transaction or event that would be reported in GAAP basis financial statements (such as donated assets and pension or postemployment benefit liabilities) are not reported in this modified cash basis presentation, and the measurement of reported assets and liabilities does not involve adjustment to fair value.

Basis of Presentation

Government-Wide and Fund Financial Statements

The government-wide financial statements report information on all of the nonfiduciary activities of the primary government. The effect of interfund activity has been removed from these statements. Governmental activities, which normally are supported by taxes and intergovernmental receipts, are reported separately from business-type activities, which rely to a significant extent on fees and charges for support.

The statement of net position presents the District's nonfiduciary assets and net position. Net position is reported in the following categories:

- *Restricted net position* results when constraints placed on net position use are either externally imposed or are imposed by law through constitutional provisions or enabling legislation.

- *Unrestricted net position* consists of net position not meeting the definition of the preceding category. Unrestricted net position is often subject to constraints imposed by management which can be removed or modified.

The statement of activities demonstrates the degree to which the direct disbursements of a given function or segment are offset by program receipts. Direct disbursements are those that are clearly identifiable with a specific function or segment. Program receipts include 1) charges to customers or applicants who purchase, use, or directly benefit from goods, services, or privileges provided by a given function or segment and 2) grants and contributions that are restricted to meeting the operational or capital requirements of a particular function or segment. Taxes and other items not properly included as program revenue are reported instead as general receipts.

Separate financial statements are provided for governmental funds and proprietary funds. Major individual governmental funds and major individual proprietary funds are reported as separate columns in the fund financial statements.

Proprietary funds are used to account for the District's business-type activities. Proprietary funds distinguish operating receipts and disbursements from nonoperating items. Operating receipts and disbursements generally result from providing services and producing and delivering goods in connection with a proprietary fund's principal ongoing operations. All receipts and disbursements not meeting this definition are reported as nonoperating receipts and disbursements.

Fiduciary funds report assets held in a trustee or agency capacity for others and therefore cannot be used to support the District's own programs. The District does not include in the financial statements any funds in a fiduciary capacity.

The District reports the following major governmental funds:

- *General Fund* – This fund is the operating fund of the District.
- *Bond Fund* – This fund accounts for taxes levied and other revenue specifically earmarked for the retirement of bond indebtedness.
- *Special Building Fund* – This fund accounts for taxes levied and other revenue specifically maintained for future building and equipment purchases.
- *Depreciation Fund* – This fund accumulates funds for eventual significant future capital outlays.

The District reports the following other governmental funds:

- *Qualified Capital Purpose Undertaking Fund* – This fund can be used for removal of environmental hazards, the reduction or elimination of accessibility barriers, modifications for life safety code violations, indoor air quality projects and mold abatement and prevention projects. The tax levy for this fund is limited to 5.2% per one hundred dollars of valuation of school district property and shall not exceed ten years for any of the above allowable projects.
- *Employee Benefits Fund* – This fund accounts for retirees' separation payments and health insurance benefits.
- *Student Fee Fund* – This fund accounts for all monies collected from students pursuant to certain provisions of State of Nebraska Legislative Bill 1172. The money expended from this fund must be for purposes for which it was collected from students.
- *Activities Fund* – This fund accounts for monies used for special board-designated projects and at District schools for miscellaneous student activities.

The District reports the following major proprietary fund:

- *School Nutrition Fund* – This fund accounts for the operations of the District's food service program.

Fund Balances

In the governmental fund financial statements, fund balances are classified as follows:

- *Nonspendable* – This component of fund balance consists of amounts that are not in a spendable form or are required to be maintained intact. At August 31, 2026, the District had no nonspendable fund balances.

- *Restricted* – This component of fund balance consists of amounts that can be spent only for the specific purposes stipulated by external resource providers, constitutionally, or through enabling legislation. Effectively, restrictions may be changed or lifted only with the consent of resource providers. At August 31, 2026, the District had restricted fund balances of $46,701,325.

- *Committed* – This component of fund balance consists of amounts that can be used only for the specific purposes determined by a formal action by the Board of Education. Commitments may be changed or lifted only by the District taking the same formal action that imposed the constraint originally. At August 31, 2026, the District had committed fund balances of $5,481,028.

- *Assigned* – This component of fund balance consists of amounts intended to be used by the District for specific purposes as intended by the Board of Education. At August 31, 2026, the District had no assigned fund balances.

- *Unassigned* – This component of fund balance is the residual classification for the general fund and includes all amounts not contained in the other classifications. Unassigned amounts are technically available for any purpose. At August 31, 2026, the District had unassigned fund balances of $15,110,985.

The District considers that all incurred and spent restricted, committed, and assigned amounts have been utilized first before unassigned amounts are used.

Net Position

In the government-wide and proprietary fund statements of net position, net position classifications are as follows:

- *Restricted* – Net position is reported as restricted when constraints placed on net position use are either externally imposed by creditors, grantors, contributors, or laws and regulations of other governments or are imposed by law through constitutional provisions or enabling legislation.

- *Unrestricted* – Net position reported as unrestricted does not meet the definition of restricted net position.

Budgetary Data

Prior to August 31, the Board of Education prepares and legally adopts an operating budget prepared essentially on the cash receipts and disbursements basis for the fiscal year commencing the following September 1. Once approved by the Board, total expenditures cannot legally exceed total appropriations at the fund level without holding a public budget hearing and obtaining approval from the Board of Education.

Capital Assets

Capital assets are recognized as disbursements when paid for by the District and are not capitalized in the government-wide or fund financial statements.

Use of Estimates

The preparation of financial statements in conformity with the modified cash basis of accounting, which is a comprehensive basis of accounting other than accounting principles generally accepted in the United States of America, requires management to make estimates and assumptions that affect the reported amounts and disclosure at the date of the financial statements and the reported amounts of receipts and disbursements during the reporting period. Actual results could differ from those estimates.

Major Revenue Source

Property taxes are a major source of revenue for the District. The first half year of the taxes are due to the County prior to April 1st, and the second half year of the taxes are due prior to August 1st of a given year. The District receives property tax receipts on the 15th of each month. All levy information for property taxes must be submitted to the County by September 30th of each year.

Risk Management

The District is exposed to various risks of loss related to torts; theft; damage to and destruction of assets; errors and omissions; employee injuries and illnesses; and natural disasters. Commercial insurance coverage is purchased for claims arising from such matters. The District assumes liability for any deductibles and claims in excess of coverage limitations. Settled claims have not exceeded this commercial coverage in any of the three preceding years.

Note 2 - Deposits and Investments and Funds Held by County Treasurer

Nebraska Revised Statute §79-1043 provides that the District may, by and with the consent of the Board of Education of the District, invest the funds of the District in securities, including repurchase agreements, the nature of which individuals of prudence, discretion and intelligence acquire or retain in dealing with the property of another.

The District's bank accounts and investments are held by the District's agents in the District's name in accordance with State statutes. The accounts and investments are to be fully insured or collateralized through joint custody security arrangements or, in the case of U.S. government instruments, are registered in the District's name.

The funds held by the County Treasurer for the General Fund, Bond Fund, Special Building Fund and Qualified Capital Purpose Undertaking Fund represent amounts collected for the District during August 2026 and remitted to the District during September 2026.

As of August 31, 2026, the carrying amount of the District's deposits were $66,938,745 and the bank balance was $69,167,007. The District's deposits were secured by FDIC coverage of $250,000 and pledged collateral of $72,302,006.

Note 3 - Nebraska School Employees Retirement System

Plan Description

The District contributes to the Nebraska School Employees Retirement System, a cost–sharing multiple–employer defined benefit pension plan administered by the Nebraska Public Employees Retirement System (NPERS). NPERS provides retirement and disability benefits to plan members and beneficiaries. The School Employees Retirement Act establishes benefit provisions.

In 1945, the Nebraska Legislature enacted the law establishing a retirement plan for school employees of the State. During the NPERS fiscal year ended June 30, 2025, there were 265 participating school districts. These were the districts that had contributions during the fiscal year. All regular public school employees in Nebraska, other than those who have their own retirement plans (Class V school districts, Nebraska State Colleges, University of Nebraska, Community Colleges), are members of the Plan.

Normal retirement is at age 65. For an employee who became a member before July 1, 2013, the monthly benefit is equal to the greater of: 1) the sum of a savings annuity, which is the actuarial equivalent of the member's accumulated contributions and a service annuity equal to $3.50 per year of service; or 2) the monthly average of the three 12-month periods of service as a school employee in which such compensation was the greatest, multiplied by total years of creditable service, multiplied by a formula factor of two percent, and an actuarial factor based on age.

For an employee who became a member on or after July 1, 2013, the monthly benefit is equal to the greater of the following: 1) the sum of a savings annuity, which is the actuarial equivalent of the member's accumulated contributions and a service annuity equal to $3.50 per year of service; or 2) the average of the five 12-month periods of service as a school employee in which such compensation was the greatest, multiplied by total years of creditable service, multiplied by a formula factor of two percent, and an actuarial factor based on age.

Employees' benefits are vested after five years of plan participation or when termination occurs at age 65 or later. Vested members are eligible to receive an unreduced retirement benefit at age 65.

A member's age will determine eligibility to begin receiving a monthly benefit and if those benefits are reduced or unreduced. Benefit calculations vary with early retirement. At ages 55 to 64, members who are in tier one, two, or three may qualify to receive unreduced benefits under the "Rule of 85" if the member's attained age plus creditable service equals 85 or greater. At ages 60 to 64, members may qualify to receive unreduced benefits under the tier four "Rule of 85" if the member's attained age plus creditable service equals 85 or greater.

For school employees who became members prior to July 1, 2013, the benefit paid to a retired member or beneficiary receives an annual cost of living adjustment, which is increased by the lesser of the percentage change in the Consumer Price Index for Urban Wage Earners and Clerical Workers or 2.5%. The current benefit paid to a retired member or beneficiary is adjusted so that the purchasing power of the benefit being paid is not less than 75% of the purchasing power of the initial benefit.

For school employees who became members on or after July 1, 2013, the benefit paid to a retired member or beneficiary receives an annual cost-of-living adjustment, which is increased by the lesser of the percentage change in the Consumer Price Index for Urban Wage Earners and Clerical Workers or one percent. There is no purchasing power floor for employees who fall under this tier.

For the District's year ended August 31, 2026, the District's total payroll for all employees was approximately $32,300,000. Total covered payroll was approximately $31,000,000. Covered payroll refers to all compensation paid by the District to active employees covered by the Plan.

Contributions

On May 6, 2025, LB645 was signed into law. LB645 changes contribution rates for the School Employees Retirement System ("the Plan"). The contribution rate for members, employers, and the State of Nebraska will now be dependent on the funded status of the Plan as determined by the independent, third-party actuarial valuation report.

LB645 states the contribution rates shall be calculated as of July 1 each year and will be based on the actuarial value of assets in the Plan as of the most recent actuarial valuation report presented to the Public Employees Retirement Board. The funded status in the report will determine the contribution rate to be implemented on July 1 of the next year.

Funded Status	Employee	Employer	State
100% or above	7.25%	7.32%	0.00%
Between 98% and less than 100%	8.00%	8.08%	0.70%
Between 96% and less than 98%	8.75%	8.84%	0.70%
Less than 96%	9.75%	9.85%	2.00%

The employee contribution was equal to 8.00 percent from July 1, 2025, to June 30, 2026. The employee contribution was 7.25 percent from July 1, 2026, to August 31, 2026. The school district (employer) contribution is 101 percent of the employee contribution. The District's contribution to the Plan for its year ended August 31, 2026 was $2,467,166.

The State contributed an amount equal to 0.70 percent of the compensation of all members through June 30, 2026 and 0.0 percent July 1, 2026 to August 31, 2026 (per NPERS website). This contribution is considered a nonemployer contribution since school employees are not employees of the State.

Pension Asset

At June 30, 2025, the District had an asset of $14,665,399 for its proportionate share of the net pension asset (this asset is not recognized in the accompanying modified cash basis financial statements). The net pension asset was measured as of June 30, 2025, and the total pension asset used to calculate the net pension asset was determined using an actuarial valuation as of that date. The NPERS School Plan was 102.10% funded as of November 2025, based on actuarial calculations comparing total pension asset to the plan fiduciary net position. The District's proportion of the net pension asset was based on a projection of the District's long-term share of contributions to the pension plan relative to the projected contributions of all participating entities, actuarially determined. At June 30, 2025, the District's proportion was 1.180608%, which was an increase of 0.213340% from its proportion measured as of June 30, 2024.

For the year ended June 30, 2025, the District's allocated pension income was $4,044,787.

Actuarial Assumptions

The total pension asset in the June 30, 2025, actuarial valuation was determined using the following actuarial assumptions, applied to all periods included in the measurement:

- Inflation: 2.35%
- Investment rate of return, net of investment expense and including inflation: 6.95%
- Projected salary increases, including inflation: 2.95%
- Cost-of-living adjustments (COLA): 2.00% for members hired before July 1, 2013. 1.00% for members hired on or after July 1, 2013

The Plan's pre-retirement mortality rates were based on the Pub-2010 General Members (Above Median) Employee Mortality Table (100% of male rates, 95% of female rates), both male and female rates set back one year, projected generationally using MP-2019 modified to 75% of the ultimate rates.

The Plan's post-retirement mortality rates were based on the Pub-2010 General Members (Above Median) Retiree Mortality Table (100% of male rates, 95% of female rates), both male and female rates set back one year, projected generationally using MP-2019 modified to 75% of the ultimate rates.

The Plan's beneficiaries mortality rates were based on the Pub-2010 General Members (Above Median) Contingent Survivor Mortality Table (100% of male rates, 95% of female rates), both male and female rates set back one year, projected generationally using MP-2019 modified to 75% of the ultimate rates.

The Plan's disability mortality rates were based on the Pub-2010 Non-Safety Disabled Retiree Mortality Table (static table).

The actuarial assumptions used in the July 1, 2025, valuation for the Plan are based on the results of the most recent actuarial experience study, which covered the four-year period ending June 30, 2023. The experience study report is dated February 19, 2025.

The long-term expected real rate of return on pension plan investments was based upon the expected long-term investment returns provided by a consultant of the Nebraska Investment Council, who is responsible for investing the pension plan assets. The return assumptions were developed using a building-block method in which best-estimate ranges of expected future real rates of return (expected returns, net of pension plan investment expense and inflation) are developed for each major asset class. These ranges are combined to produce the long-term expected rate of return by weighting the expected future real rates of return by the target asset allocation percentage and by adding expected inflation. Best estimates of arithmetic real rates of return for each major asset class included in the pension plan's target asset allocation as of June 30, 2025, are summarized in the following table:

Asset Class	Target Allocation	Long-Term Expected Real Rate of Return
U.S. Equity	24.00%	4.50%
Non-U.S. Equity	11.50%	4.60%
Global Equity	22.00%	4.80%
Fixed Income	30.00%	3.00%
Private Equity	5.00%	7.10%
Real Estate	7.50%	4.00%
Total	100.00%	

Discount Rate

The discount rate used to measure the total pension liability/asset at June 30, 2025, was 6.95%. The discount rate is reviewed as part of the actuarial experience study, which was last performed for the period July 1, 2019 through June 30, 2023. The actuarial experience study is reviewed by the NPERS Board, which must vote to change the discount rate.

The projection of cash flows used to determine the discount rate assumed that contributions from plan members will be made at the current contribution rate and contributions from employers and nonemployees will be made at the contractually required rates, actuarially determined. Based on those assumptions, the pension plan's fiduciary net position was projected to be available to make all projected future benefit payments of current plan members. Therefore, the long-term expected rate of return on pension plan investments was applied to all periods of projected benefit payments to determine the total pension liability. The projected future benefit payments for all current plan members were projected through 2124.

Sensitivity of the District's Proportionate Share of the Net Pension Liability (Asset) to Changes in the Discount Rate

The following presents the District's proportionate share of the net pension liability (asset) calculated using the discount rate of 6.95%, as well as what the District's proportionate share of the net pension liability (asset) would be if it were calculated using a discount rate that is one-percentage-point lower (5.95%) or one-percentage-point higher (7.95%) than the current rate:

	Discount Rate	District's Proportionate Share of Net Pension Liability (Asset)
1% decrease	5.95%	$ 13,903,038
Current discount rate	6.95%	(14,665,399)
1% increase	7.95%	(38,084,754)

Plan Fiduciary Net Position

Detailed information about the Plan's fiduciary net position is available in the separately issued Nebraska Public Employees Retirement Systems Plan financial report. NPERS issues a publicly available financial report that includes financial statements and required supplementary information for NPERS. That report can be obtained from https://auditors.nebraska.gov/, by writing to Public Employees Retirement Systems, PO Box 94816, Lincoln, NE 68509-4816, or by calling 402-471-2053.

Note 4 - Long-Term Debt

Details of the District's long-term debt obligations as of August 31, 2026, are as follows:

General Obligation School Building Bonds – Series 2016A

On February 16, 2016, the District authorized issuance of general obligation bonds in the amount of $28,000,000. Interest only payments are made semi-annually, with the interest rate increasing from 2.00% to 4.00%. Principal payments began December 15, 2022. Final payment is due December 15, 2041. As of August 31, 2026, the outstanding balance was $27,600,000. Payments are made out of the General Fund and Bond Fund.

General Obligation School Building Bonds – Series 2018

On June 20, 2018, the District authorized issuance of general obligation bonds in the amount of $9,980,000, to fund the cost of certain property acquisition, capital improvement, construction, and equipment projects. Interest only payments are made semi-annually, with the interest rate ranging from 2.15% to 3.50%. Principal payments began on an annual basis on June 15, 2023. Final payment is due June 15, 2043. As of August 31, 2026, the outstanding balance was $8,495,000. Payments are made out of the Bond Fund.

General Obligation School Building Bonds – Series 2019

On March 15, 2019, the District authorized issuance of general obligation bonds in the amount of $22,985,000 to fund the cost of certain property acquisition, capital improvement, construction and equipment projects. Interest only payments are made semi-annually, with the interest rate ranging from 3.00% to 4.00%. Principal payments began on an annual basis on June 15, 2023. Final payment is due June 15, 2043. As of August 31, 2026, the outstanding balance was $17,785,000. Payments are made out of the Bond Fund.

General Obligation Refunding Bonds – Series 2019B

On August 27, 2019, the District authorized issuance of general obligation refunding bonds in the amount of $8,375,000 to refund previous bond issues. Principal and interest payments are made annually and semi-annually, respectively, with the interest rate ranging from 1.35% to 3.00%. Principal payments were due December 15, 2019, and then annually from December 2023 through 2032. Final payment is due December 15, 2032. As of August 31, 2026, the outstanding balance was $5,685,000. Payments are made out of the Bond Fund.

General Obligation Refunding Bonds – Series 2020A

On June 11, 2020, the District authorized issuance of general obligation bonds in the amount of $9,410,000 to refund previous bond issues. Principal and interest payments are made annually and semi-annually, respectively, with the interest rate ranging from 2.00% to 3.00%. Final payment is due June 15, 2032. As of August 31, 2026, the outstanding balance was $5,575,000. Payments are made out of the Bond Fund.

General Obligation School Building Bonds – Series 2020B

On August 20, 2020, the District authorized issuance of general obligation bonds in the amount of $30,000,000 to fund the cost of certain property acquisition, capital improvement, construction, and equipment projects. Interest only payments are made semi-annually, with the interest rate ranging from 2.00% to 3.00%. Principal payments are made on an annual basis, beginning December 15, 2025. Final payment is due December 15, 2045. As of August 31, 2026, the outstanding balance was $29,500,000. Payments are made out of the Bond Fund.

General Obligation Refunding Bonds – Series 2020C

On September 22, 2020, the District authorized issuance of general obligation bonds in the amount of $9,355,000 to refund previous bond issues. Interest only payments are made semi-annually, with the interest rate ranging from 0.50% to 2.00%. Principal payments are made on an annual basis, beginning December 15, 2024. Final payment is due December 15, 2035. As of August 31, 2026, the outstanding balance was $8,300,000. Payments are made out of the Bond Fund.

General Obligation Refunding Bonds – Series 2021A

On January 22, 2021, the District authorized issuance of general obligation bonds in the amount of $5,045,000 to refund previous bond issues. Principal and interest payments are made annually and semi-annually, respectively, with the interest rate ranging from 0.60% to 2.00%. Final payment is due December 15, 2027. As of August 31, 2026, the outstanding balance was $1,040,000. Payments are made out of the Bond Fund.

General Obligation Refunding Bonds – Series 2021B

On January 22, 2021, the District authorized issuance of general obligation bonds in the amount of $8,940,000 to refund previous bond issues. Principal and interest payments are made annually and semi-annually, respectively, with the interest rate ranging from 0.33% to 2.66%. Final payment is due June 15, 2041. As of August 31, 2026, the outstanding balance was $8,340,000. Payments are made out of the Bond Fund.

General Obligation School Building Bonds – Series 2021C

On November 10, 2021, the District authorized issuance of general obligation bonds in the amount of $34,905,000 to fund the cost of certain property acquisition, capital improvement, construction, and equipment projects. Interest is payable semiannually on June 15 and December 15, starting on June 15, 2022, with the interest rate ranging from 2.50% to 4.00%. Principal is payable annually on June 15, starting June 15, 2027. Final payment is due June 15, 2046. As of August 31, 2026, the outstanding balance was $34,905,000. Payments are made out of the Bond Fund.

General Obligation School Building Bonds – Series 2022

On August 15, 2022, the District authorized issuance of general obligation bonds in the amount of $7,530,000 to fund the cost of certain property acquisition, capital improvement, construction, and equipment projects. Interest is payable semiannually on June 15 and December 15, starting December 15, 2022, with the interest rate of 4.00%. Principal is payable annually on June 15, starting June 15, 2030. Final payment is due June 15, 2042. As of August 31, 2026, the outstanding balance was $7,530,000. Payments are made out of the Bond Fund.

General Obligation School Building Bonds – Series 2026

On June 9, 2025, the District authorized issuance of general obligation bonds in an amount not to exceed $72,000,000 to fund the cost of constructing, acquiring, and improving District facilities, including a new high school building and related facilities and providing necessary furniture, technology, and apparatus for such building, facilities and additions. On January 29, 2026, the District issued $43,822,250 of general obligation school building bonds. Interest is payable semiannually on June 15 and December 15, starting June 15, 2026, with interest rate ranging from 2.85% to 5.00%, Principal is payable annually on June 15, starting June 15, 2031. Final payment is due June 15, 2046. As of August 31, 2026, the outstanding balance was $43,822,250. Payments are made out of the Bond Fund.

The changes in outstanding indebtedness for the year ended August 31, 2026, were:

Issue Date	Interest Rate(s)	Outstanding Balance August 31, 2025	Issued During Year	Retired During Year	Outstanding Balance August 31, 2026	Due Within One Year
2/16/2016	2.00% - 4.00%	$ 27,700,000	$ -	$ 100,000	$ 27,600,000	$ 100,000
6/20/2018	2.15% - 3.50%	8,880,000	-	385,000	8,495,000	395,000
3/15/2019	3.00% - 4.00%	18,620,000	-	835,000	17,785,000	860,000
8/27/2019	1.35% - 3.00%	6,620,000	-	935,000	5,685,000	965,000
6/11/2020	2.00% - 3.00%	6,315,000	-	740,000	5,575,000	750,000
8/20/2020	2.00% - 3.00%	30,000,000	-	500,000	29,500,000	500,000
9/22/2020	0.50% - 2.00%	8,910,000	-	610,000	8,300,000	1,055,000
1/22/2021	0.60% - 2.00%	1,545,000	-	505,000	1,040,000	515,000
1/22/2021	0.33% - 2.66%	8,340,000	-	-	8,340,000	-
11/10/2021	2.50% - 4.00%	34,905,000	-	-	34,905,000	625,000
8/15/2022	4.00%	7,530,000	-	-	7,530,000	-
1/29/2026	2.85% - 5.00%	-	43,822,250	-	43,822,250	-
1/29/2026	Bond Premium	-	4,278,251	-	4,278,251	213,913
		$ 159,365,000	$ 48,100,501	$ 4,610,000	$ 202,855,501	$ 5,978,913

Bond principal and interest requirements for bond issues outstanding as of August 31, 2026, are as follows:

Years Ending August 31	Bond Requirements	Interest Requirements	Total
2027	$ 5,765,000	$ 6,685,429	$ 12,450,429
2028	6,745,000	6,521,372	13,266,372
2029	5,855,000	6,341,566	12,196,566
2030	6,165,000	6,203,559	12,368,559
2031	7,015,000	6,032,606	13,047,606
2032-2036	39,295,000	26,871,970	66,166,970
2037-2041	65,390,000	19,171,380	84,561,380
2042-2046	62,347,250	7,284,379	69,631,629
Total	$ 198,577,250	$ 85,112,261	$ 283,689,511

Note 5 - Commitments and Contingencies

Commitments

The District leases certain copier and printer equipment under a lease with a term expiring in December 2026. Future minimum lease payments are as follows:

Fiscal year ending August 31,	
2027	$ 53,471

The District has approximately $71,000,000 of construction commitments outstanding as of the year ended August 31, 2026, for the construction of a new high school. The project is expected to be completed for the 2028-2029 school year.

Contingencies

The District is involved in litigation arising in the normal course of business. After consultation with legal counsel, management estimates these matters will be resolved without material adverse effect on the District's future financial position or results from operations.

Federal Awards

The District receives funds under various federal grant programs to be expended in accordance with the provisions of the grant. Compliance with the grants is subject to audit by various government agencies which may impose sanctions in the event of noncompliance. Management believes that they have complied with all aspects of the various grant provisions and the results of adjustments, if any, relating to such audits would not have any material impact on the District's financial statements.

Note 6 - Interfund Activity

During the year ended August 31, 2026, the District transferred $81,070 from the General Fund to the Activities Fund. Per rules set by the Nebraska Department of Education, deficits in the Activities Fund shall be covered by funds transferred from the General Fund and reported as transfers into the Activities Fund and transfers out of the General Fund. The District also transferred $1,885,000 from the General Fund to the Depreciation Fund. Per rules set by the Nebraska Department of Education, General Fund monies may be transferred to the Depreciation Fund in order to facilitate the eventual purchase of costly capital outlay. These are to be reported as transfers into the Depreciation Fund and expenditure out of the General Fund.

Supplementary Information
August 31, 2026

School District No. 59, Bennington Public Schools, Douglas County, Nebraska

School District No. 59, Bennington Public Schools, Douglas County, Nebraska
Budget Comparison Schedule
General Fund
Year Ended August 31, 2026

	Function Code	Budgeted (Original and Final)	Actual	Variance with Final Budget
Receipts				
County treasurer - taxes	1110-1140	$ 33,136,226	$ 23,107,694	$ (10,028,532)
County treasurer - fines and licenses	1911; 2110	126,000	140,527	14,527
		33,262,226	23,248,221	(10,014,005)
State aid	3110	14,069,664	14,069,664	-
State aid - appropriations	3120-3134; 3166; 3180; 3400; 3535-3599; 399	6,868,451	17,078,880	10,210,429
Tuition and fees	1311; 1323; 1331; 1410-1411; 1423; 1431	230,000	277,685	47,685
Interest income	1510	255,000	285,927	30,927
Other	1910-1990; 2210	35,000	22,975	(12,025)
		21,458,115	31,735,131	10,277,016
Categorical receipts				
IDEA	4512-4523	700,000	717,844	17,844
ESSA - Title I	4500-4511	290,000	205,349	(84,651)
Medical assistance	4708-4709	20,000	34,248	14,248
ESSA - Title II	4509	-	32,724	32,724
ESSA - Title IV	4969	10,000	15,415	5,415
		1,020,000	1,005,580	(14,420)
Nonrevenue receipts				
Sale of property	5300	-	1,066	1,066
Insurance adjustments	5301	-	1,366	1,366
		-	2,432	2,432
Total receipts		55,740,341	55,991,364	251,023
Disbursements				
Instructional services	1100-1190; 1200; 2900; 3400	35,768,078	35,717,032	51,046
Support services				
Pupils	2110-2190	2,915,444	3,110,502	(195,058)
Instructional staff	2210-2290	2,178,173	2,029,913	148,260
General administration	2310-2330	1,067,421	967,570	99,851
Building administration	2410-2490	2,673,325	2,833,076	(159,751)
Central services	2510-2590	818,689	822,247	(3,558)
Maintenance and operation of plant	2610-2670	6,353,542	6,012,918	340,624
Pupil transportation	2700	1,462,327	1,888,374	(426,047)
State categorical programs	3535-3599	324,107	358,493	(34,386)
Summer school	1300	171,894	150,504	21,390
Debt service	5000	2,093,635	750,000	1,343,635
		55,826,635	54,640,629	1,186,006

	Function Code	Budgeted (Original and Final)	Actual	Variance with Final Budget
Categorical disbursements				
IDEA	6402-6412	$ 796,782	$ 670,430	$ 126,352
ESSA - Title I	6200	228,781	214,062	14,719
ESSA - Title II	6310	52,809	80,222	(27,413)
Vocational education	6700	-	1,955	(1,955)
		1,078,372	966,669	111,703
Total disbursements		56,905,007	55,607,298	1,297,709
Deficiency of Receipts Under Disbursements		(1,164,666)	384,066	1,548,732
Other Financing Uses - Transfers Out	8000	(75,000)	(81,070)	(6,070)
Change in Fund Balance		$ (1,239,666)	302,996	$ 1,542,662
Fund Balance, Beginning of Year			14,807,989	
Fund Balance, End of Year			$ 15,110,985	

School District No. 59, Bennington Public Schools, Douglas County, Nebraska

Budget Comparison Schedule

Bond Fund

Year Ended August 31, 2026

	Function Code	Budgeted (Original and Final)	Actual	Variance with Final Budget
Receipts				
County treasurer - taxes	1100-1990; 3130-3180	$ 10,988,474	$ 11,052,778	$ 64,304
Interest income	1510	50,000	311,032	261,032
Other	1990	10,000	-	(10,000)
Total receipts		11,048,474	11,363,810	315,336
Disbursements				
Principal and interest payments	5000	17,583,315	9,312,669	8,270,646
Excess (Deficiency) of Receipts Over (Under) Disbursements		$ (6,534,841)	2,051,141	$ 8,585,982
Fund Balance, Beginning of year			10,421,954	
Fund Balance, End of year			$ 12,473,095	

School District No. 59, Bennington Public Schools, Douglas County, Nebraska

Budget Comparison Schedule
Special Building Fund
Year Ended August 31, 2026

	Function Code	Budgeted (Original and Final)	Actual	Variance with Final Budget
Receipts				
County treasurer - taxes	1100-1140; 3130; 3180	$ 768,063	$ 769,116	$ 1,053
Interest income	1510	200,000	987,627	787,627
Other	1100; 1990	2,000	17,906	15,906
Total receipts		970,063	1,774,649	804,586
Disbursements				
Capital expenditures, remodeling, renovation and maintenance of buildings	2620; 4100-4500	56,458,806	29,219,262	27,239,544
Debt service	5000	-	377,283	(377,283)
Total disbursements		56,458,806	29,596,545	26,862,261
Deficiency of Receipts Under Disbursements		(55,488,743)	(27,821,896)	27,666,847
Other Financing Sources				
Bond proceeds and premium	5100s; 5400	41,000,000	48,100,501	7,100,501
Change in Fund Balance		$ (14,488,743)	20,278,605	$ 34,767,348
Fund Balance, Beginning of year			12,201,850	
Fund Balance, End of year			$ 32,480,455	

School District No. 59, Bennington Public Schools, Douglas County, Nebraska

Budget Comparison Schedule
Depreciation Fund
Year Ended August 31, 2026

	Function Code	Budgeted (Original and Final)	Actual	Variance with Final Budget
Receipts				
Interest income	5200	$ 75,000	$ 157,824	$ 82,824
Disbursements				
Support Services	2900	3,252,725	1,874,507	1,378,218
Deficiency of Receipts Under Disbursements		(3,177,725)	(1,716,683)	1,461,042
Other Financing Sources				
Transfers in	8000	-	1,885,000	(1,885,000)
Change in Fund Balance		$ (3,177,725)	168,317	$ 3,346,042
Fund Balance, Beginning of year			5,312,711	
Fund Balance, End of year			$ 5,481,028	

School District No. 59, Bennington Public Schools, Douglas County, Nebraska

Budget Comparison Schedule
Qualified Capital Purpose Undertaking Fund
Year Ended August 31, 2026

	Function Code	Budgeted (Original and Final)	Actual	Variance with Final Budget
Receipts				
County Treasurer - Taxes	1100-1990; 3130-3180	$ -	$ (56)	$ (56)
Interest income	1510	23,645	22,167	(1,478)
Total receipts		23,645	22,111	(1,534)
Disbursements				
Principal and interest payments	5000	700,638	-	700,638
Excess (Deficiency) of Receipts Over (Under) Disbursements		$ (676,993)	22,111	$ 699,104
Fund Balance, Beginning of year			677,736	
Fund Balance, End of year			$ 699,847	

School District No. 59, Bennington Public Schools, Douglas County, Nebraska

Budget Comparison Schedule
Employee Benefit Fund
Year Ended August 31, 2026

	Function Code	Budgeted (Original and Final)	Actual	Variance with Final Budget
Receipts				
Interest Income	5200	$ 10,000	$ 9,965	$ (35)
Disbursements				
Worker's compensation	2900	318,225	6,581	311,644
Excess (Deficiency) of Receipts Over (Under) Disbursements		$ (308,225)	3,384	$ 311,609
Fund Balance, Beginning of year			307,032	
Fund Balance, End of year			$ 310,416	

School District No. 59, Bennington Public Schools, Douglas County, Nebraska

Budget Comparison Schedule
Student Fee Fund
Year Ended August 31, 2026

	Function Code	Budgeted (Original and Final)	Actual	Variance with Final Budget
Receipts				
Student fees	1741-1743	$ 29,741	$ 23,915	$ (5,826)
Disbursements				
Salaries	2190	100,318	8,330	91,988
Excess (Deficiency) of Receipts Over (Under) Disbursements		$ (70,577)	15,585	$ 86,162
Fund Balance, Beginning of year			72,656	
Fund Balance, End of year			$ 88,241	

School District No. 59, Bennington Public Schools, Douglas County, Nebraska

Budget Comparison Schedule
Activities Fund
Year Ended August 31, 2026

	Function Code	Budgeted (Original and Final)	Actual	Variance with Final Budget
Receipts				
Admissions	1710	$ 900,000	$ -	$ (900,000)
Activities	1990	-	804,991	804,991
Interest income	1510	-	659	659
Total receipts		900,000	805,650	(94,350)
Disbursements				
Supplies and Materials	2900	1,485,146	832,505	652,641
Excess (Deficiency) of Receipts Over (Under) Disbursements		(585,146)	(26,855)	558,291
Other Financing Sources - Transfers in	5200	75,000	81,070	6,070
Change in Fund Balance		$ (510,146)	54,215	$ (564,361)
Fund Balance, Beginning of year			595,056	
Fund Balance, End of year			$ 649,271	

School District No. 59, Bennington Public Schools, Douglas County, Nebraska

Budget Comparison Schedule
School Nutrition Fund
Year Ended August 31, 2026

	Function Code	Budgeted (Original and Final)	Actual	Variance with Final Budget
Receipts				
Charges for sales and services - food sales	1611; 1630	$ 1,700,000	$ 1,752,068	$ 52,068
Federal subsidy	4210	530,000	555,079	25,079
State subsidy	3150	15,000	7,944	(7,056)
Interest Income	1510	1,100	964	(136)
Other	1990	15,000	-	(15,000)
Total receipts		2,261,100	2,316,055	54,955
Disbursements				
Salaries	3100	905,000	794,788	110,212
Employee benefits	3100	250,000	195,524	54,476
Purchased services	3100	75,000	76,795	(1,795)
Supplies and materials	3100	120,000	98,010	21,990
Food	3100	1,500,000	1,145,927	354,073
Capital outlay	3100	401,979	56,330	345,649
Other expenditures	3100	7,500	4,140	3,360
Total disbursements		3,259,479	2,371,514	887,965
Deficiency of Receipts Under Disbursements		$ (998,379)	(55,459)	$ 942,920
Net Position, Beginning of year			985,326	
Net Position, End of year			$ 929,867	

Independent Auditor's Report on Internal Control Over Financial Reporting and on Compliance and Other Matters Based on an Audit of Financial Statements Performed in Accordance with *Government Auditing Standards*

To the Board of Education
School District No. 59, Bennington Public Schools, Douglas County, Nebraska
Douglas County, Nebraska

We have audited, in accordance with the auditing standards generally accepted in the United States of America and the standards applicable to financial audits contained in *Government Auditing Standards* issued by the Comptroller General of the United States (*Government Auditing Standards*), the modified cash basis financial statements of the governmental activities, the business-type activities, each major fund, and the aggregate remaining fund information of School District No. 59, Bennington Public Schools, Douglas County, Nebraska (the District) as of and for the year ended August 31, 2026, and the related notes to the financial statements, which collectively comprise the District's basic financial statements, and have issued our report thereon dated November 2, 2026.

Report on Internal Control over Financial Reporting

In planning and performing our audit of the financial statements, we considered the District's internal control over financial reporting (internal control) as a basis for designing audit procedures that are appropriate in the circumstances for the purpose of expressing our opinions on the financial statements, but not for the purpose of expressing an opinion on the effectiveness of the District's internal control. Accordingly, we do not express an opinion on the effectiveness of the District's internal control.

A deficiency in internal control exists when the design or operation of a control does not allow management or employees, in the normal course of performing their assigned functions, to prevent, or detect and correct, misstatements on a timely basis. A *material weakness* is a deficiency, or a combination of deficiencies, in internal control such that there is a reasonable possibility that a material misstatement of the entity's financial statements will not be prevented, or detected and corrected on a timely basis. A *significant deficiency* is a deficiency, or a combination of deficiencies, in internal control that is less severe than a material weakness, yet important enough to merit attention by those charged with governance.

Our consideration of internal control was for the limited purpose described in the first paragraph of this section and was not designed to identify all deficiencies in internal control that might be material weaknesses or significant deficiencies and therefore, material weaknesses or significant deficiencies may exist that have not been identified. We identified certain deficiencies in internal control, described in the accompanying Schedule of Findings and Responses as items 2026-001 and 2026-002 that we consider to be significant deficiencies.

eidebailly.com
14010 FNB Pkwy., Ste. 600 • Omaha, NE 68154-5206 • T 402.330.2660 • F 402.330.5108

Report on Compliance and Other Matters

As part of obtaining reasonable assurance about whether the District's financial statements are free of material misstatement, we performed tests of its compliance with certain provisions of laws, regulations, contracts, and grant agreements, noncompliance with which could have a direct and material effect on the financial statements. However, providing an opinion on compliance with those provisions was not an objective of our audit, and accordingly, we do not express such an opinion. The results of our tests disclosed no instances of noncompliance or other matters that are required to be reported under *Government Auditing Standards*.

District's Response to Findings

Government Auditing Standards requires the auditor to perform limited procedures on the District's response to the findings identified in our audit and described in the accompanying Schedule of Findings and Responses. The District's response was not subjected to the other auditing procedures applied in the audit of the financial statements and, accordingly, we express no opinion on the response.

Purpose of this Report

The purpose of this report is solely to describe the scope of our testing of internal control and compliance and the results of that testing, and not to provide an opinion on the effectiveness of the District's internal control or on compliance. This report is an integral part of an audit performed in accordance with *Government Auditing Standards* in considering the District's internal control and compliance. Accordingly, this communication is not suitable for any other purpose.

Eide Bailly LLP

Omaha, Nebraska
November 2, 2026

2026-001 **Segregation of Duties**
Significant Deficiency

Criteria – An effective system of internal control depends on an adequate segregation of duties with respect to the execution and recording of transactions, as well as the custody of an entity's assets. Accordingly, an effective system of internal control will be designed such that these functions are performed by different employees, so that no one individual handles a transaction from its inception to its completion.

Condition – The limited number of employees at the District prevents a proper segregation of accounting functions necessary to ensure effective internal control in cash receipts, cash disbursements, payroll and related liabilities, and general ledger maintenance and reconciliation. This is not unusual in a District of your size; however, the lack of segregation of duties increases the risk of fraud related to misappropriation of assets, financial statement misstatement, or both. It is the responsibility of management and those charged with governance to determine whether to accept the degree of risk associated with the condition because of cost or other considerations.

Cause – There is a limited number of office employees involved in the internal control process.

Effect – Inadequate segregation of duties could adversely affect the District's ability to detect misstatements in amounts that would be material in relation to the financial statements in a timely period by employees in the normal course of performing their assigned functions.

Recommendation – While we recognize that your staff may not be large enough to permit complete segregation of duties, the accounting functions should be reviewed to determine if additional segregation of duties is feasible and to improve the efficiency and effectiveness of financial management and financial statement accuracy for the District. Segregation of authorization, custody of assets, record keeping and reconciliation functions would assist in mitigating the risk of fraud or misstatements to the financial statements.

Views of Responsible Officials – There is no disagreement with the audit finding.

2026-002 **Preparation of Financial Statements, Including Schedule of Expenditures of Federal Awards**
Significant Deficiency

Criteria – A good system of internal control contemplates an adequate system for internally preparing the District's financial statements, including the schedule of expenditures of federal awards.

Condition – The District does not have an internal control system designed to provide for the preparation of the financial statements, schedule of expenditures of federal awards and related financial statement disclosures being audited. In conjunction with the completion of our audit, we were requested to draft the financial statements, schedule of expenditures of federal awards and accompanying notes to those financial statements. Although this circumstance is not unusual for a District of your size, the absence of controls over the preparation of financial statements, schedule of expenditures of federal awards and accompanying notes to those financial statements increases the possibility that a misstatement of the financial statements, schedule of expenditures of federal awards and accompanying notes to those financial statements could occur and not be prevented, or detected and corrected, by the entity's internal control.

Cause – The District does not have an internal control system designed to provide for the preparation of the financial statements, including the schedule of expenditures of federal awards and accompanying notes to those financial statements being audited.

Effect – The disclosures in the preparation of the financial statements, including the schedule of expenditures of federal awards and accompanying notes to those financial statements could be incomplete.

Recommendation – The circumstance is not unusual in a District of your size. It is the responsibility of management and those charged with governance to make the decision whether to accept the degree of risk associated with this condition because of cost or other considerations.

Views of Responsible Officials – There is no disagreement with the audit finding.



Bennington Public Schools

Executive Summary – August 31, 2026

Eide Bailly

Audit Results and Findings

Audit Opinion

- The District received a “clean” unmodified audit opinion
  - Financial statements are prepared using modified cash basis of accounting as allowed by NE Dept of Education
  - Financial statements do not contain material misstatements and are fairly presented
- Opinion is the auditor’s professional opinion, based on audit work, on whether the financial statements were prepared in accordance with the modified cash basis of accounting as allowed by NE Dept of Education, free from material misstatement, and fairly presented.
- The audit procedures noted no misstatements that were of a material nature that were not adjusted.
- 6 audit adjustments identified and recorded as part of the audit process

Eide Bailly

Audit of Federal Funds

****STILL IN PROCESS DUE TO 2026 COMPLIANCE SUPPLEMENT DELAYS****

- All entities with federal award expenditures of $1,000,000+ in a year are required to obtain an annual audit of their federal awards, which Bennington Public Schools did for FY26.
- Single audit – considers compliance with rules and regulation of applicable federal awards
- The District is expected to receive an unmodified opinion on compliance for the major federal awards programs report
  - Special Education (IDEA) Cluster – approx. 42% of total federal expenditures

Eide Bailly

Findings

Financial Statements:

1. **Significant Deficiency – Segregation of Duties**

2. **Significant Deficiency – Preparation of Financial Statements, including Schedule of Expenditures of Federal Awards**

Single Audit:

1. **None Expected****



****Not completed due to 2026 Compliance Supplement delays**

ADM Served

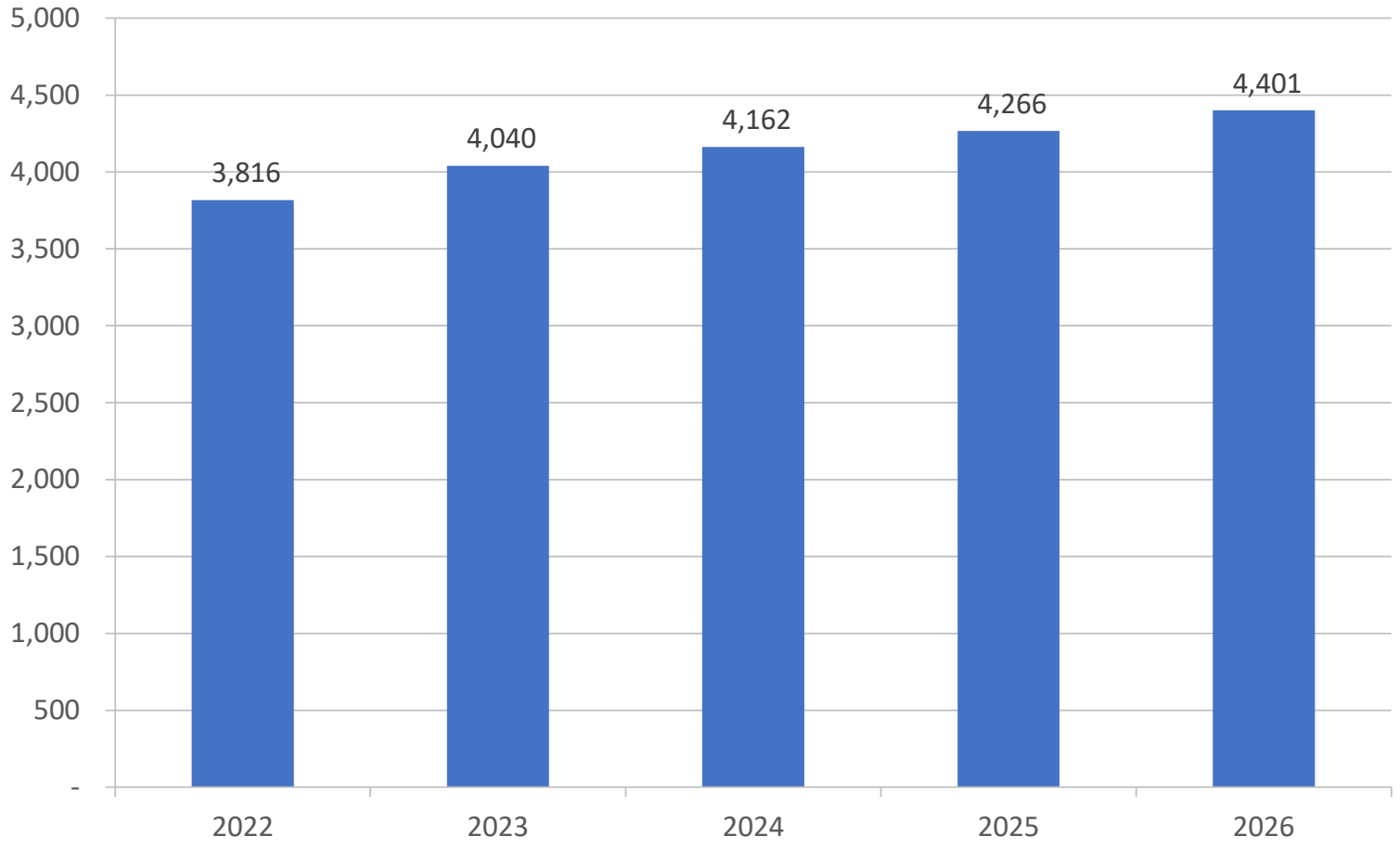
5,000
4,500
4,000
3,500
3,000
2,500
2,000
1,500
1,000
500
-
3,816
4,040
4,162
4,266
4,401
2022
2023
2024
2025
2026

General Fund

A Positive Fund Balance:

1. Contributes to a favorable bond rating.

2. Produces investment income and provides a source of working capital to meet cash flow needs.

3. Offers a cushion for unexpected expenditures or revenue shortfalls.



Total Fund Balances

Total fund balances of the General Fund for the past 5 years:

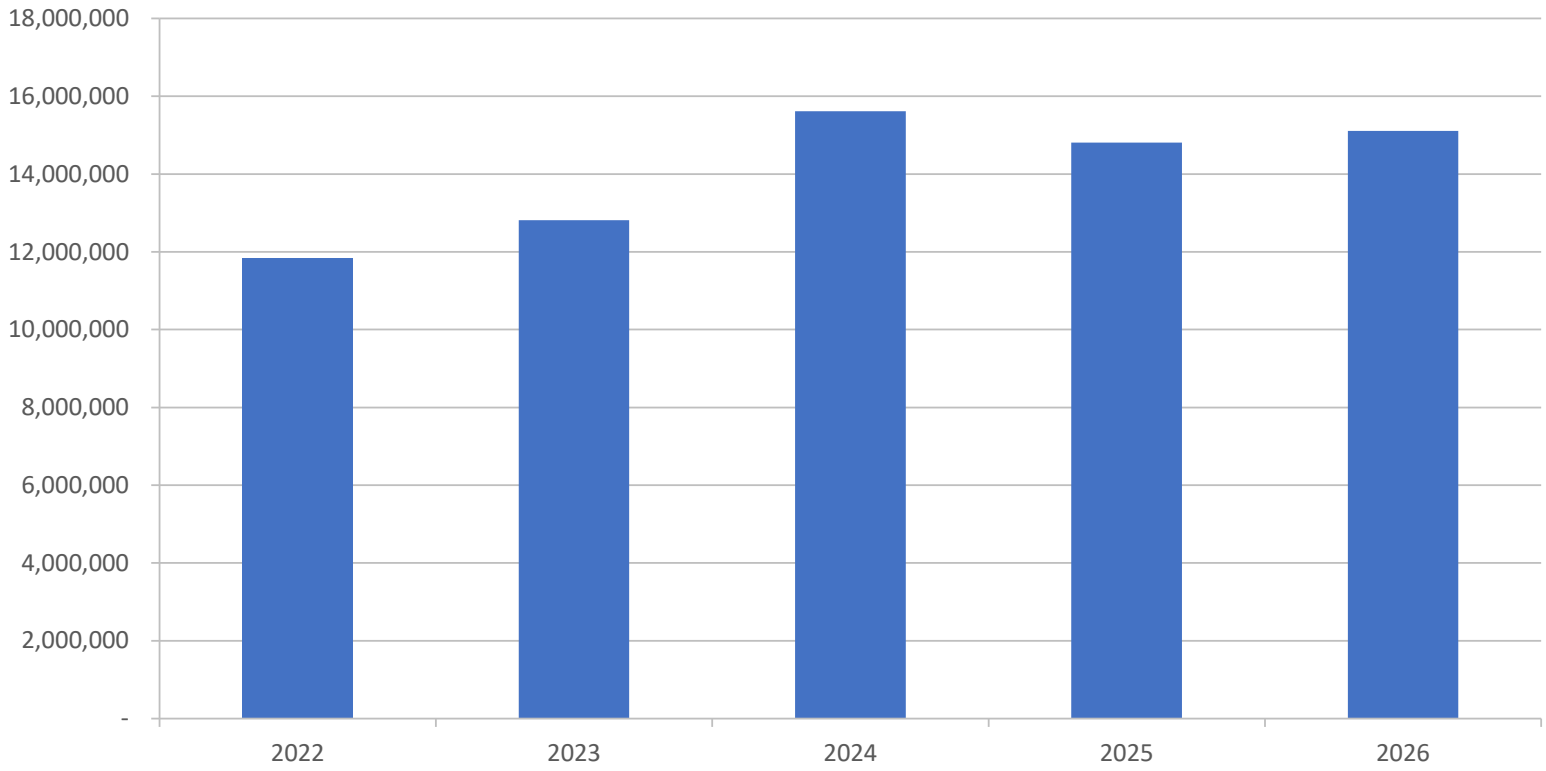

Other Funds

Year-End Fund Balance – Bond Fund

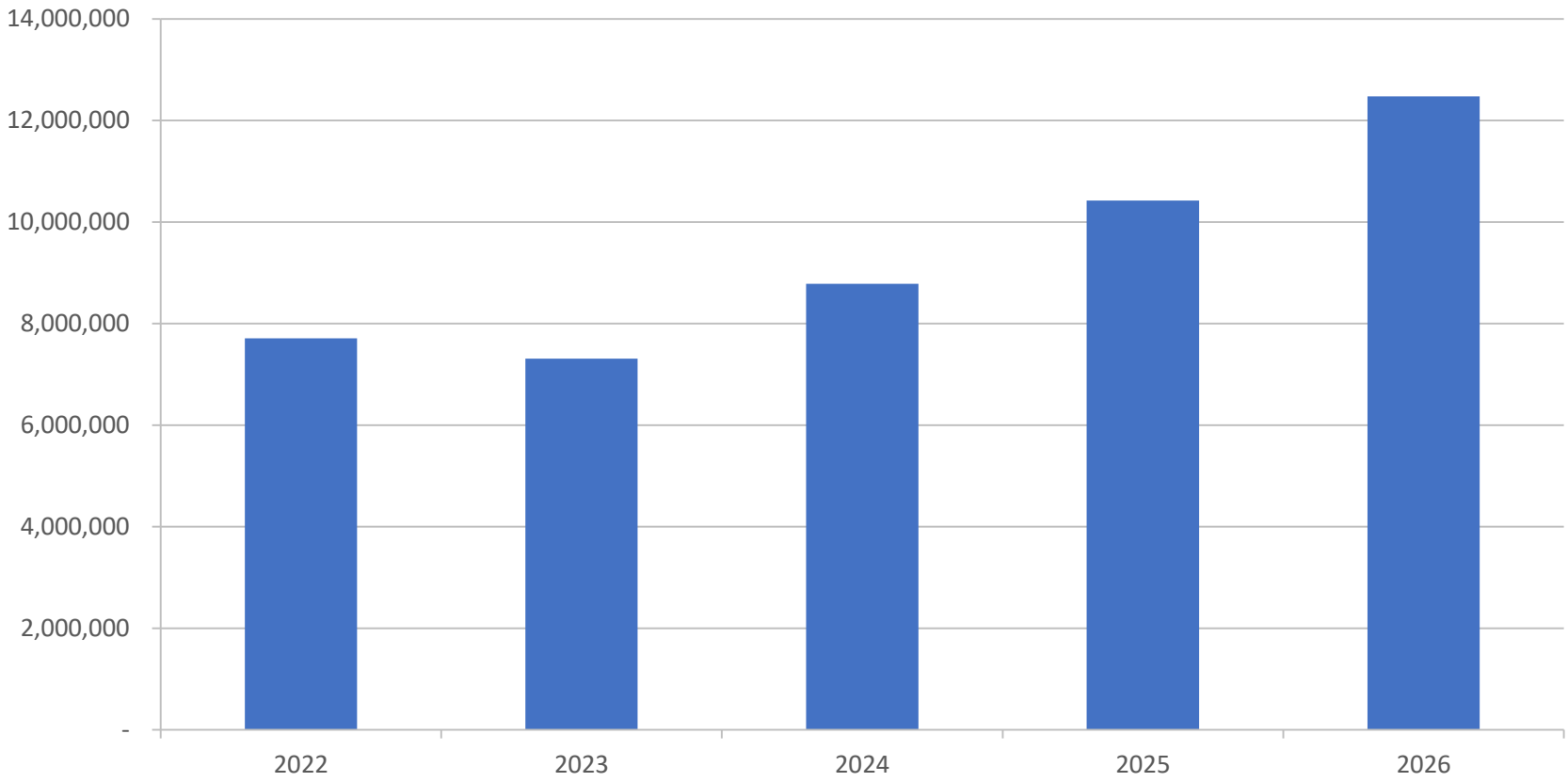

Year-End Fund Balance – Special Building Fund

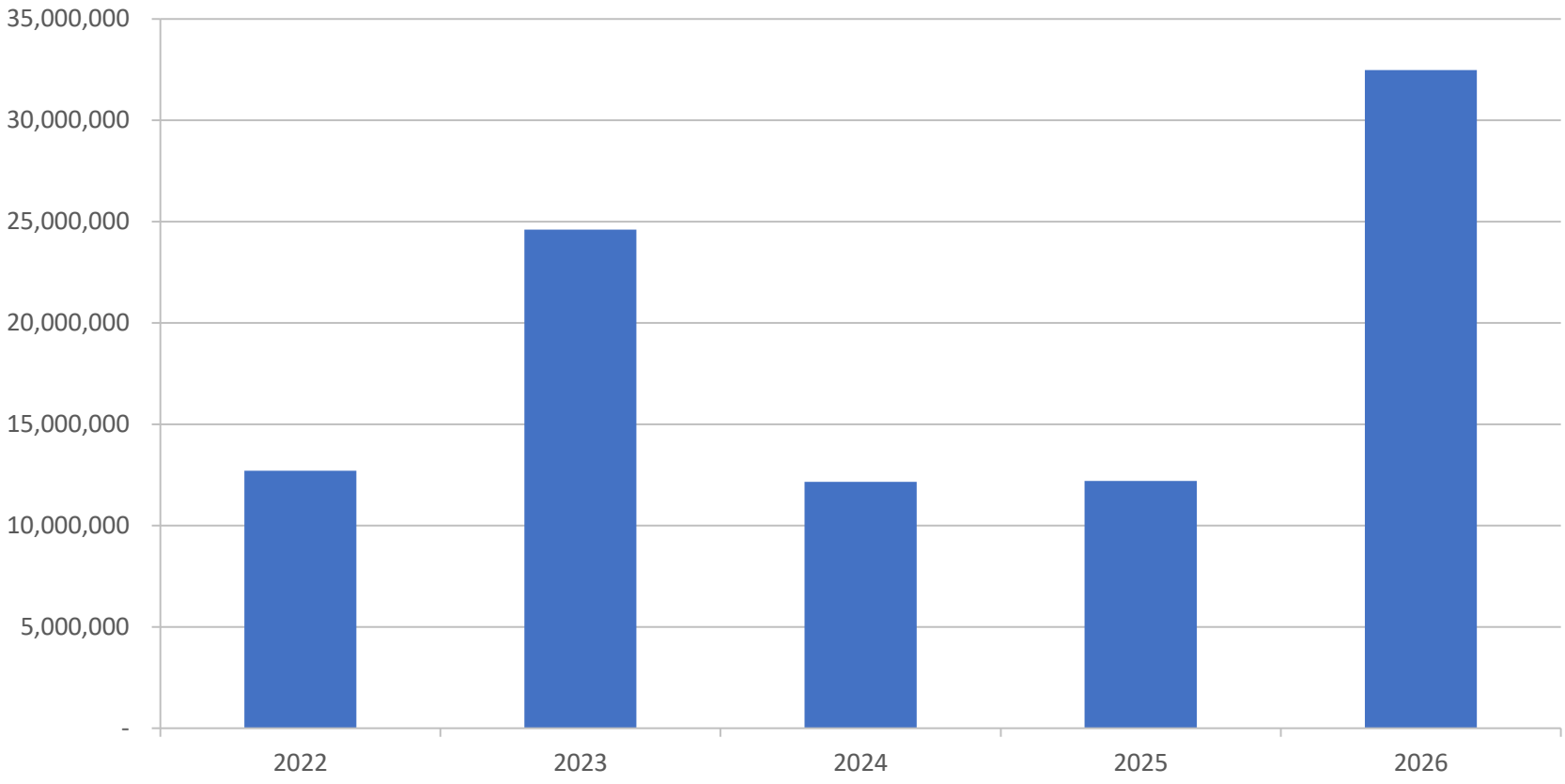

Year-End Fund Balance – Depreciation Fund

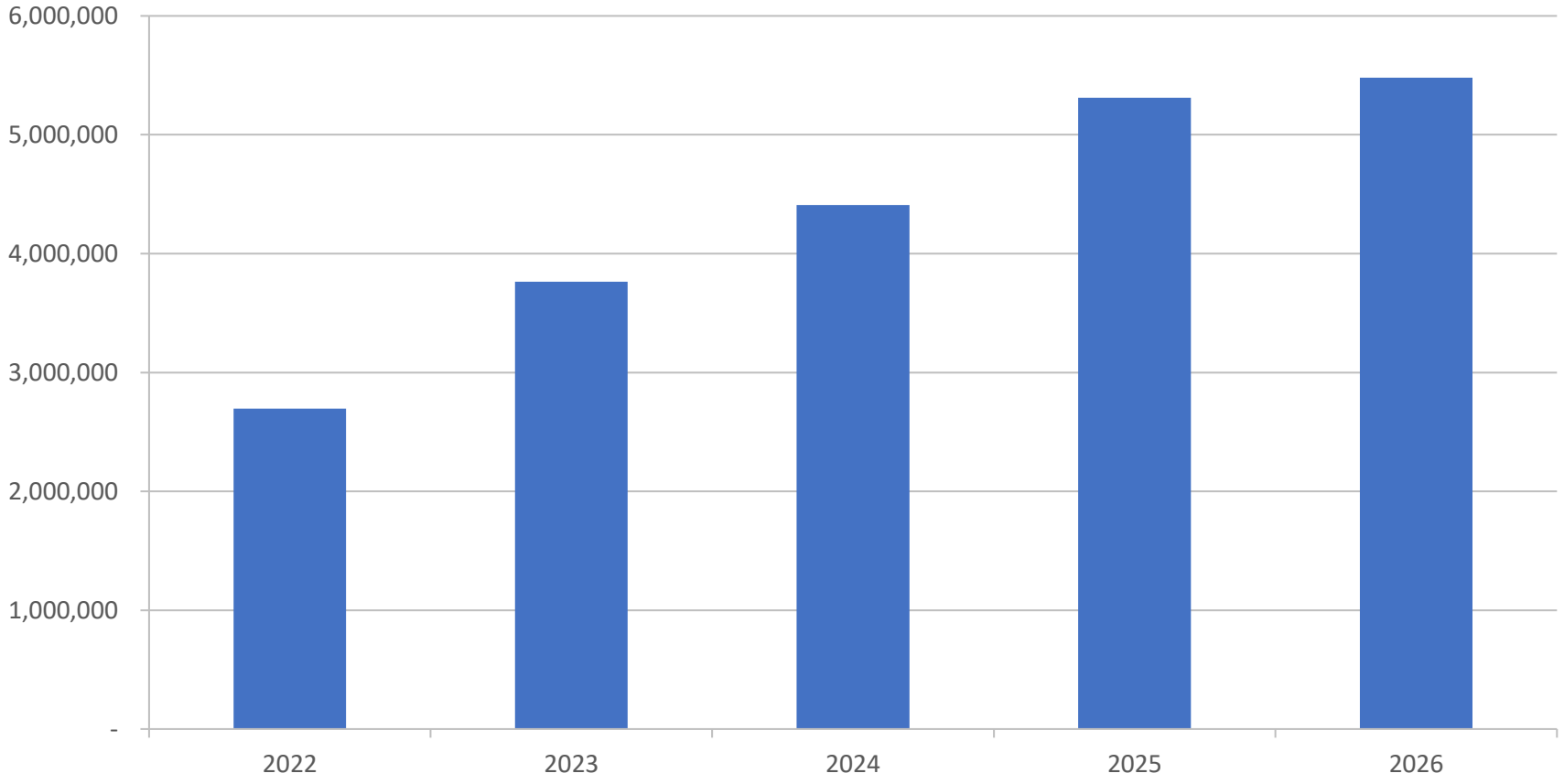



Questions?

This presentation is presented with the understanding that the information contained does not constitute legal, accounting or other professional advice. It is not intended to be responsive to any individual situation or concerns, as the contents of this presentation are intended for general information purposes only. Viewers are urged not to act upon the information contained in this presentation without first consulting competent legal, accounting or other professional advice regarding implications of a particular factual situation. Questions and additional information can be submitted to your Eide Bailly representative, or to the presenter of this session.

Eide Bailly

Thank You!

Jamie Fay
jfay@eidebailly.com
507.304.6944

Emily Hunt
ehunt@eidebailly.com
402.691.5507

Alternative Practice Structure

Eide Bailly is the brand name under which Eide Bailly LLP and Eide Bailly Advisory LLC and its subsidiary entities provide professional services. Eide Bailly LLP and Eide Bailly Advisory LLC (and its respective subsidiary entities) practice as an alternative practice structure in accordance with the AICPA Code of Professional Conduct and applicable law, regulations, and professional standards. Eide Bailly LLP is a licensed independent CPA firm that provides attest services to its clients. Eide Bailly Advisory LLC (and its respective subsidiary entities) provide tax and business advisory services to their clients. Eide Bailly Advisory LLC and its subsidiary entities are not licensed CPA firms.

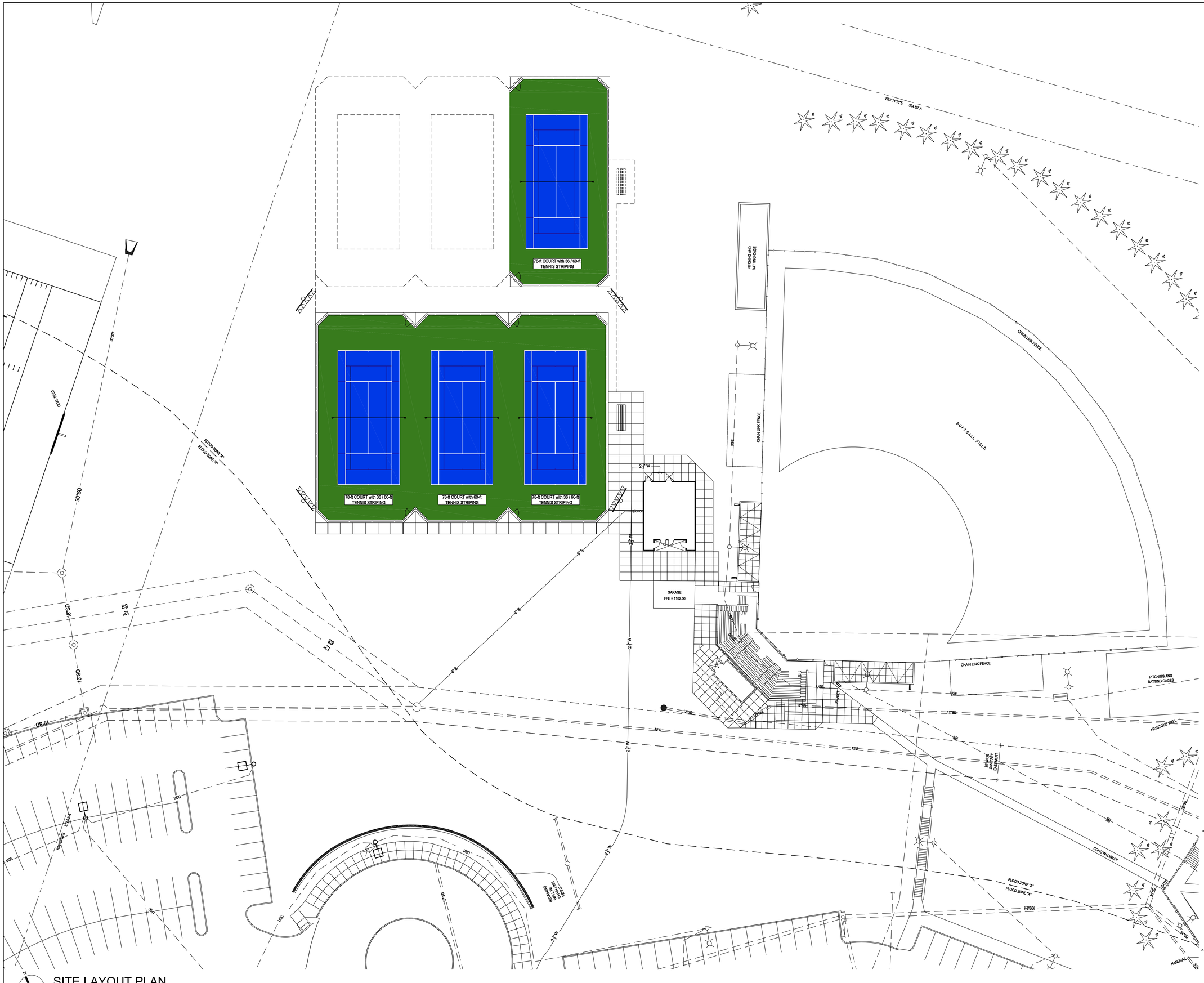

SITE LAYOUT PLAN

0 10 20 50

SCALE: 1" = 20.00'

DLRGROUP

© DLR Group

NEBRASKA CERTIFICATE OF AUTHORIZATION #CA-0404

BENNINGTON HIGH SCHOOL - TENNIS COURTS

BENNINGTON PUBLIC SCHOOLS

16610 BENNINGTON ROAD
BENNINGTON, NE 68007

BPS HS#2
BID PACKAGE #3

05.20.2025

REVISIONS

△06.30.2025 ASI-01

10-25116-10
SITE LAYOUT PLAN

C1.1

P:\OMA\10-25116-10\dwg\Cvzz_c1-1_cp01.dwg
Nov 02, 2026 3:23pm - jlmbach

SHEET NOTES

SEE SHEET C1.5 FOR SITE LAYOUT PLAN NOTES AND LEGEND

A. CURBED CONCRETE FLUME SEE 2F/C5.3 SOUTH OF TENNIS COURTS

B. SEE SHEET A15.1Q FOR BASEBALL BLEACHER, BACKSTOP, AND DUGOUT LAYOUT

C. 5' WIDE DRIVEWAY FLUME 1B/C5.3, TYPICAL 1.50' CURB RETURNS AT BACK OF CURB ON PRIVATE DRIVES

D. 40' HIGH TIE-BACK TENSION BACKSTOP NETTING SYSTEM ASI-19

E. 4" CONCRETE ASPHALT WITH DIAGONAL JOINTS FINISHED TO TOP OF SLAB PER MANUFACTURER'S RECOMMENDATIONS AND DOUBLE OVERHEAD BASEBALL BATTING TUNNEL

F. ATHLETIC LIGHTING - TENNIS COURTS

AGENCY APPROVAL

N 180TH STREET

DOUGLAS COUNTY IMPROVEMENTS UNDER CONCURRENT CONSTRUCTION

MATCHLINE - AREA 1

MATCHLINE - AREA 5

COURT #1

COURT #2

COURT #3

POST-TENSIONED TENNIS COURTS
SEE SHEET C5.4 FOR LAYOUT AND ASSOCIATED DETAILS

FUTURE TENNIS COURTS

FUTURE PARKING

FUTURE PARKING

PC: 25+21.95

PRC: 27+58.61

PT: 29+91.11

EP: 30+23.29

EP: 4+86.91

PT: 2+16.71

BP: 0+00.00

PRC: 0+39.00

N: 577,024.50
E: 2,684,365.74

BLDG O

N: 577,085.44
E: 2,684,435.17

E: 6,438.60
N: 84,298.24

E: 6,450.33
N: 84,458.20

CH CURB AT FIRE ESS ROAD 1F/C5.3

MATCHLINE - AREA 3
AREA 4

CHICORY STREET

CITY OF OMAHA PUBLIC WORKS IMPROVEMENTS UNDER CONCURRENT CONSTRUCTION

SITE LAYOUT PLAN - AREA 3

SCALE: 1" = 30.00'

DLR GROUP
© DLR Group
6457 FRANCES ST STE 200, OMAHA, NE 68106-2278
PHONE: 402-393-4100
NEBRASKA CERTIFICATE OF AUTHORIZATION #CA-0404

BENNINGTON HIGH SCHOOL #2

BENNINGTON PUBLIC SCHOOLS

10202 NORTH 177TH STREET
BENNINGTON, NEBRASKA 68007

ISSUED FOR CONSTRUCTION
11/19/2025

REVISIONS

ADD-03	10/22/2025
ADD-05	11/04/2025
ADD-06	11/11/2025
ASI-01	04/22/2026
ASI-19	09/03/2026

10-25116-00
SITE LAYOUT PLAN - AREA 3

C1.7

P:\DMA\10-25116.00\Dwg\C1\C1-7.dwg
Sep 01, 2026 10:04am — eschacher