

**GOODHUE COUNTY EDUCATION DISTRICT BOARD AGENDA**

**Thursday, November 2, 2023 at 7:00 PM**  
**River Bluff Education Center, Red Wing**  
**395 Guernsey Ln**  
**Red Wing, MN 55066**

**AGENDA**

- I. **Call to Order/Adoption of Agenda:**
- II. **Consent Agenda:**
  - A. Approval of September 28, 2023 Minutes

2

**GOODHUE COUNTY EDUCATION DISTRICT**  
**BOARD MINUTES**  
**Thursday, September 28, 2023 at 7:00 PM**  
**River Bluff Education Center**  
**395 Guernsey Ln**  
**Red Wing, MN 55066**

**MEMBERS PRESENT:** D. Balow, J. Stehr, J. Lohmann, T. Bjornstad, B. Brintnall

**MEMBERS ABSENT:** M. Syverson

**OTHERS:** C. Johnson, J. Paradis, C. Luhman

- I. **Call to Order/Adoption of Agenda:** D. Balow called the meeting to order. T. Bjornstad motioned to adopt the agenda. J. Lohmann seconded, motion carried.
- II. **Consent Agenda:** J. Lohmann motioned to approve the consent agenda. B. Brintnall seconded, motion carried.
  - A. Approval of August 24, 2023 Minutes
  - B. Approval of Claims: Jerry Stehr
  - C. Staff Updates:
    1. **Resignations:**
    2. **New Hire:** *Crystal Peters, Paraprofessional - RBEC effective 9/15/2023; Lauren Agesen, School Social Worker - 5RO effective 8/31/2023; Tara Barrett, SLPA - RW Colvill effective 9/7/2023*
    3. **Transfers:**
    4. **Re-assignment:**
- III. **Public Input:** The policy of the education district board is to encourage discussion by persons of subjects related to the management of the district at board meetings. The board shall, as a matter of policy, protect the legal rights to privacy and due process of employees and students. Persons who wish to have a subject discussed at a public board meeting must notify the executive director's office in advance of the board meeting. The person should provide his or her name, address, the name of group represented (if any), and the subject to be covered or the issue to be addressed. The board retains the discretion to limit discussion of any agenda item to a reasonable period of time as determined by the board.
- IV. **Reports and Communication:**
  - A. **Business Manager Report:** J. Paradis reported on the 2022-23 budget as of 6/30/23. This is our third look at year end 6/30/23. We have earned \$15,711,262 or 87.13% of the revised budget. We have expended \$217,037,608 or 93.59% of the revised budget. There are still a few entries that need to be made before our audit. Most notably state and federal receivables and a few sub grants to members still pending. The audit is scheduled to start October 3rd. Cash flow is still very low in late winter, but there are some aids that we are entitled to that are still not showing up on our state aid reports, which is not unusual for this time of year. Examples would be Q-Comp and the new Setting IV aid. The August bank reconciliation is included in your packet for your information.
  - B. **Program Updates:** C. Johnson gave a program update. REACH - 49 students; Pathways - 33 students; Tower View - 60 students; 5RiversOnline - 430 (216 FT and 214 PT) students.
  - C. **Mentoring 100 Update:** C. Johnson provided an update on the Mentoring 100 Program we have developed this year for new special education teachers. This cohort began the year with a full day training. They will reconnect monthly for three hours in the evening. C. Johnson shared the agenda used at the September meeting. Retention of our teachers is critical. This program is meant to provide needed and ongoing support of our newest teachers.
  - D. **Special Education Teacher Pipeline Grant Opportunity:** C. Johnson reported that the special education directors in Region 10 are jointly submitting the Special Education Teacher Pipeline grant on behalf of the districts in Southeast Minnesota.
  - E. **Translation and Interpretation Update:** C. Johnson provided a translation and interpretation update. The GCED EL Handbook describes options for both. Flowcharts for this work have been created for each member district and should be in the hands of all teachers. Our liaisons have been providing training to teachers in the districts they serve. The liaisons asked superintendents at the last Superintendent Council meeting to consider placement of conferences and the like when they are creating district calendars. If it is possible to shift days slightly we would be better able to be at each site to provide this support. This was only an ask to consider. GCED has moved from SchoolMessenger to ReachMyTeach in an effort to

- further our work in this area. We will provide the board an update on that switch in an upcoming meeting.
- F. Tuition Billing Rate Creation:** C. Johnson reviewed tuition billing rate calculations and the work that is being done in each district to support this.
  - G. Maintenance of Effort (MOE) Determinations:** C. Johnson reviewed the two types of Maintenance of Effort (MOE). When FY23 is closed we will review this topic again. Opportunities to capture efficiencies were discussed.
- V. Old Business:**
- VI. New Business:**
- A. LTFM Mid-Year Revision:** J. Paradis again presented the annual LTFM Plan. The Board had approved the resolution for the LTFM plan unanimously at their August meeting. A mid-year revision to remove a category was needed. J. Stehr motioned to approve the LTFM Mid-Year Revision Resolution. B. Brintnall seconded, motion carried by roll call vote. J. Stehr-yes; D. Balow-yes; T. Bjornstad-yes; B. Brintnall-yes; J. Lohmann-yes
  - B. Learn & Earn Program:** C. Johnson updated the Board on the Learn and Earn Program. There is a need to move the facilitation of this grant project. J. Stehr motioned to approve J. Whitcomb and B. Cashman to facilitate this grant work. T. Bjornstad seconded, motion carried.
  - C. Staffing at 5RiversOnline:** C. Johnson mentioned that the Online Learning Act Statute states that online teachers are capped at 40 students per course. This cap has been exceeded in the areas of ELA and social studies and the need is to hire an additional 1.0 ELA and 1.0 Social Studies Teacher. J. Lohmann motioned to approve the additional hiring of a 1.0 ELA and 1.0 Social Studies teacher. B. Brintnall seconded, motion carried.
- VII. Other:**
- VIII. Comments: Board/Director**
- IX. Next Meeting Date: November 2, 2023 at 7:00 PM at the River Bluff Education Center in Red Wing.**
- X. Adjournment:** J. Stehr motioned to adjourn. T. Bjornstad seconded, motion carried.



## Goodhue County Ed District Payment Reg by Bank and Check

Bank	Batch	Pmt No	Check No	Pay Type	Grp Code	Rcd	Vendor	Tax Class	Print	Recon	Void	Pay/Void Date	Amount
MERC		38621		Wire	1	03977	SOUTHEAST SERVICE COOPERATIVE		No	No	No	09/29/2023	86,380.71
MERC		38622		Wire	1	04060	PERA-PUBLIC EMPLOYEES RETIREMT		No	Yes	No	09/29/2023	9,839.12
MERC		38623		Wire	1	04062	MN TEACHERS RETIREMENT ASSOC		No	Yes	No	09/29/2023	57,161.77
MERC		38624		Wire	1	1280	DELTA DENTAL PLAN OF MN		No	No	No	09/29/2023	6,508.76
MERC		38625		Wire	1	2216	KWIK TRIP EXTENDED NETWORK		No	Yes	No	09/29/2023	959.23
MERC		38626		Wire	1	2284	E. B. C., LLC /ACS		No	No	No	09/29/2023	19,201.04
MERC		38627		Wire	1	2392	US DEPT. OF TREASURY		No	Yes	No	09/29/2023	96,087.84
MERC		38628		Wire	1	2396	MN Dept of Revenue		No	No	No	09/29/2023	17,313.11
MERC		38629		Wire	1	2501	Merchants Bank		No	Yes	No	09/29/2023	2,362.84
MERC		38630		Wire	1	3232	ENTERPRISE FM TRUST		No	Yes	No	09/29/2023	4,079.42
MERC		38631		Direct Pymt	1	00707	MENARD'S RED WING		Yes	No	No	09/29/2023	162.89
MERC		38632		Direct Pymt	1	02672	METRO SALES, INC.		Yes	No	No	09/29/2023	245.82
MERC		38633		Direct Pymt	1	04565	ZUMBROTA-MAZEPPA PUBLIC SCHOOL		Yes	No	No	09/29/2023	23,608.75
MERC		38634		Direct Pymt	1	09129	RED WING IND SCHOOL DIST 256		Yes	No	No	09/29/2023	220,236.68
MERC		38635		Direct Pymt	1	09318	BROOKES PUBLISHING CO	S Corporation	Yes	No	No	09/29/2023	169.50
MERC		38636		Direct Pymt	1	1326	AHERN, WENDY		Yes	No	No	09/29/2023	499.33
MERC		38637		Direct Pymt	1	1984	E. B. C., LLC/Flex Contributions		Yes	No	No	09/29/2023	794.17
MERC		38638		Direct Pymt	1	2528	SUNBELT STAFFING		Yes	No	No	09/29/2023	6,813.75
MERC		38639		Direct Pymt	1	2585	TEACHERS ON CALL	C Corporation	Yes	No	No	09/29/2023	2,400.00
MERC		38640		Direct Pymt	1	2719	LUHMAN, CINDY		Yes	No	No	09/29/2023	236.45
MERC		38641		Direct Pymt	1	2951	SHI		Yes	No	No	09/29/2023	875.00
MERC		38642		Direct Pymt	1	3040	INTEREUM		Yes	No	No	09/29/2023	1,002.38
MERC		38643		Direct Pymt	1	3415	AMAZON CAPITAL SERVICES	S Corporation	Yes	No	No	09/29/2023	886.15
MERC		38644		Direct Pymt	1	3531	MCGRAW HILL, LLC		Yes	No	No	09/29/2023	3,644.00
MERC		38645		Direct Pymt	1	3601	ESPIRICUETA VALDEZ, ILIANA		Yes	No	No	09/29/2023	355.01
MERC		38646		Direct Pymt	1	3618	SOLIANI		Yes	No	No	09/29/2023	3,424.96
MERC		38647		Direct Pymt	1	3666	HARVEY, MIKE		Yes	No	No	09/29/2023	99.00
MERC		38648		Direct Pymt	1	3668	NEW DIRECTION SOLUTIONS, LLC	LLC - Partnership	Yes	No	No	09/29/2023	2,640.00
MERC		38672		Wire	1	04060	PERA-PUBLIC EMPLOYEES RETIREMT		No	No	No	10/13/2023	9,080.59
MERC		38673		Wire	1	04062	MN TEACHERS RETIREMENT ASSOC		No	No	No	10/13/2023	52,123.68
MERC		38674		Wire	1	2216	KWIK TRIP EXTENDED NETWORK		No	No	No	10/13/2023	531.07
MERC		38675		Wire	1	2284	E. B. C., LLC /ACS		No	No	No	10/13/2023	19,238.54
MERC		38676		Wire	1	2392	US DEPT. OF TREASURY		No	No	No	10/13/2023	85,875.31
MERC		38677		Wire	1	2396	MN Dept of Revenue		No	No	No	10/13/2023	15,201.67
MERC		38678		Wire	1	2501	Merchants Bank		No	No	No	10/13/2023	2,362.84
MERC		38679		Wire	1	3329	CHASE CARD SERVICES		No	No	No	10/13/2023	11,957.02
MERC		38680		Wire	1	3505	CAPITAL ONE		No	No	No	10/13/2023	526.70
MERC		38681		Direct Pymt	1	00360	CARLSON, MELISSA		Yes	No	No	10/13/2023	75.19
MERC		38682		Direct Pymt	1	00707	MENARD'S RED WING		Yes	No	No	10/13/2023	230.17

## Goodhue County Ed District Payment Reg by Bank and Check

Bank	Batch	Pmt No	Check No	Pay Type	Grp Code	Rcd	Vendor	Tax Class	Print	Recon	Void	Pay/Void Date	Amount
MERC		38683		Direct Pymt	1	04565	ZUMBROTA-MAZEPPA PUBLIC SCHOOL		Yes	No	No	10/13/2023	17,588.93
MERC		38684		Direct Pymt	1	09129	RED WING IND SCHOOL DIST 256		Yes	No	No	10/13/2023	466,332.53
MERC		38685		Direct Pymt	1	09255	ECKBLAD, DOROTHY		Yes	No	No	10/13/2023	42.58
MERC		38686		Direct Pymt	1	1483	LAKE CITY PUBLIC SCHOOLS		Yes	No	No	10/13/2023	2,600.00
MERC		38687		Direct Pymt	1	1497	BODENHAMER, SUSAN		Yes	No	No	10/13/2023	188.38
MERC		38688		Direct Pymt	1	1784	NCS PEARSON, INC.	C Corporation	Yes	No	No	10/13/2023	3,445.02
MERC		38689		Direct Pymt	1	1984	E. B. C., LLC/Flex Contributions		Yes	No	No	10/13/2023	794.17
MERC		38690		Direct Pymt	1	2440	LIBERTY'S RESTAURANT		Yes	No	No	10/13/2023	216.06
MERC		38691		Direct Pymt	1	2528	SUNBELT STAFFING		Yes	No	No	10/13/2023	12,570.00
MERC		38692		Direct Pymt	1	2585	TEACHERS ON CALL	C Corporation	Yes	No	No	10/13/2023	2,560.00
MERC		38693		Direct Pymt	1	2780	HOUGHTON MIFFLIN HARCOURT PUBL		Yes	No	No	10/13/2023	3,126.78
MERC		38694		Direct Pymt	1	2951	SHI		Yes	No	No	10/13/2023	17,600.00
MERC		38695		Direct Pymt	1	2985	OUT SOURCE PROJECTS, INC.	S Corporation	Yes	No	No	10/13/2023	2,975.00
MERC		38696		Direct Pymt	1	3002	MOLDE-BOEDING, JAYNE		Yes	No	No	10/13/2023	479.13
MERC		38697		Direct Pymt	1	3249	BUCHAL, AMY		Yes	No	No	10/13/2023	182.09
MERC		38698		Direct Pymt	1	3287	KREMER, MICHELE		Yes	No	No	10/13/2023	15.72
MERC		38699		Direct Pymt	1	3328	LILJEVALL BRITTANY		Yes	No	No	10/13/2023	11.79
MERC		38700		Direct Pymt	1	3396	FATHER FLANAGAN'S BOYS' HOME		Yes	No	No	10/13/2023	13,672.89
MERC		38701		Direct Pymt	1	3409	RIVERSIDE INSIGHTS		Yes	No	No	10/13/2023	9,372.99
MERC		38702		Direct Pymt	1	3414	COULSON, TESS		Yes	No	No	10/13/2023	134.93
MERC		38703		Direct Pymt	1	3415	AMAZON CAPITAL SERVICES		Yes	No	No	10/13/2023	974.72
MERC		38704		Direct Pymt	1	3417	LEMMON, KELSEY		Yes	No	No	10/13/2023	102.84
MERC		38705		Direct Pymt	1	3468	YUSTEN, NIKKI		Yes	No	No	10/13/2023	185.37
MERC		38706		Direct Pymt	1	3532	LUNDBERG BOGNER, MICHELLE		Yes	No	No	10/13/2023	34.06
MERC		38707		Direct Pymt	1	3544	OLSON, MEGAN		Yes	No	No	10/13/2023	55.02
MERC		38708		Direct Pymt	1	3563	IMAGINE LEARNING, LLC		Yes	No	No	10/13/2023	21,853.00
MERC		38709		Direct Pymt	1	3601	ESPIRICUETA VALDEZ, ILIANA		Yes	No	No	10/13/2023	112.66
MERC		38710		Direct Pymt	1	3612	WUNDERLICH, STEPHANIE		Yes	No	No	10/13/2023	78.60
MERC		38711		Direct Pymt	1	3616	PRICE, MORGAN		Yes	No	No	10/13/2023	506.32
MERC		38712		Direct Pymt	1	3618	SOLIANI		Yes	No	No	10/13/2023	4,321.63
MERC		38713		Direct Pymt	1	3628	AMPION PBC C/O DEPT. 8121		Yes	No	No	10/13/2023	5,816.54
MERC		38714		Direct Pymt	1	3663	REYES, JESSICA		Yes	No	No	10/13/2023	74.67
MERC		38715		Direct Pymt	1	3668	NEW DIRECTION SOLUTIONS, LLC	LLC - Partnership	Yes	No	No	10/13/2023	7,680.00
MERC		38716		Direct Pymt	1	3669	CHRISTENSEN, SARAH		Yes	No	No	10/13/2023	39.30
MERC		38717		Direct Pymt	1	3670	GREEN, MADELYN		Yes	No	No	10/13/2023	89.08
MERC		38718		Direct Pymt	1	3671	LARSON, KATIE		Yes	No	No	10/13/2023	73.36
MERC		38719		Direct Pymt	1	3673	AMPION PBC C/O DEPT. 8125		Yes	No	No	10/13/2023	17.59
MERC		35626	19181	Check	1	3494	NEILSON, TASHA		Yes	No	Yes	10/24/2023	(47.60)
MERC		38619	21003	Check	1	3665	BIRCHBARK BOOKS	Ind/Sole Proprietor	Yes	No	No	09/29/2023	109.90

## Goodhue County Ed District Payment Reg by Bank and Check

Bank	Batch	Pmt No	Check No	Pay Type	Grp Code	Rcd	Vendor	Tax Class	Print	Recon	Void	Pay/Void Date	Amount
MERC		38594	21004	Check	1	01903	CANNON FALLS ISD #252		Yes	No	No	09/29/2023	51,687.00
MERC		38614	21005	Check	1	3297	DEL CARMEN POSADA JARAMILLO, MA	Ind/Sole Proprietor	Yes	No	No	09/29/2023	522.69
MERC		38599	21006	Check	1	09118	EDUCATION MN - GCED		Yes	No	No	09/29/2023	3,223.58
MERC		38608	21007	Check	1	2871	EMC Insurance Companies		Yes	No	No	09/29/2023	16,829.09
MERC		38617	21008	Check	1	3641	EMPLOYERS PREFERRED INS. CO		Yes	No	No	09/29/2023	2,031.20
MERC		38607	21009	Check	1	2778	ESTR PUBLICATIONS		Yes	No	No	09/29/2023	450.20
MERC		38611	21010	Check	1	3126	FERNBROOK FAMILY CENTER	S Corporation	Yes	No	No	09/29/2023	21,345.12
MERC		38613	21011	Check	1	3235	Goodhue Co Ed Dist Paraprofessional Unic		Yes	No	No	09/29/2023	217.57
MERC		38595	21012	Check	1	01904	GOODHUE PUBLIC SCHOOL		Yes	No	No	09/29/2023	84,523.92
MERC		38597	21013	Check	1	05772	HAWTHORNE EDUCATIONAL SERVICE		Yes	No	No	09/29/2023	433.00
MERC		38600	21014	Check	1	09162	HILLYARD FLOOR CARE SUPPLY		Yes	No	No	09/29/2023	33.36
MERC		38609	21015	Check	1	2879	INFINITE CAMPUS INC	S Corporation	Yes	No	No	09/29/2023	1,250.00
MERC		38601	21016	Check	1	09421	LAKESHORE LEARNING MATERIALS		Yes	No	No	09/29/2023	249.00
MERC		38596	21017	Check	1	05403	MASE		Yes	No	No	09/29/2023	2,663.00
MERC		38620	21018	Check	1	3667	MEYER, MELISSA		Yes	No	No	09/29/2023	25.00
MERC		38616	21019	Check	1	3594	MN STATE UNIVERSITY - MANKATO		Yes	No	No	09/29/2023	1,000.00
MERC		38618	21020	Check	1	3651	MURPHY, L BURKE	Ind/Sole Proprietor	Yes	No	No	09/29/2023	2,133.10
MERC		38605	21021	Check	1	2204	NASN		Yes	No	No	09/29/2023	150.00
MERC		38615	21022	Check	1	3636	PATITZ, KAREN	Ind/Sole Proprietor	Yes	No	No	09/29/2023	192.65
MERC		38603	21023	Check	1	1150	PHONAK, LLC		Yes	No	No	09/29/2023	212.00
MERC		38598	21024	Check	1	06510	PRO-ED, INC		Yes	No	No	09/29/2023	3,110.30
MERC		38612	21025	Check	1	3192	REGENTS OF THE UNIVERSITY OF MN		Yes	No	No	09/29/2023	7,951.00
MERC		38606	21026	Check	1	2387	TEXT HELP		Yes	No	No	09/29/2023	2,041.20
MERC		38602	21027	Check	1	1015	THREE RIVERS COMMUNITY ACTION	C Corporation	Yes	No	No	09/29/2023	105.00
MERC		38610	21028	Check	1	3011	U.S. BANK EQUIPMENT FINANCE		Yes	No	No	09/29/2023	290.00
MERC		38604	21029	Check	1	1789	UPS		Yes	No	No	09/29/2023	7.84
MERC		38652	21030	Check	1	01903	CANNON FALLS ISD #252		Yes	No	No	10/13/2023	2,350.00
MERC		38650	21031	Check	1	00433	CITY OF RED WING		Yes	No	No	10/13/2023	1,872.62
MERC		38664	21032	Check	1	3193	CITY OF RED WING - POLICE DEPT.		Yes	No	No	10/13/2023	77,416.39
MERC		38655	21033	Check	1	09118	EDUCATION MN - GCED		Yes	No	No	10/13/2023	3,043.08
MERC		38665	21034	Check	1	3235	Goodhue Co Ed Dist Paraprofessional Unic		Yes	No	No	10/13/2023	232.59
MERC		38653	21035	Check	1	01904	GOODHUE PUBLIC SCHOOL		Yes	No	No	10/13/2023	1,600.00
MERC		38649	21036	Check	1	00367	KENYON-WANAMINGO PUBLIC SCHOC		Yes	No	No	10/13/2023	1,800.00
MERC		38671	21037	Check	1	3672	LEXIKEET, LLC		Yes	No	No	10/13/2023	24.75
MERC		38670	21038	Check	1	3651	MURPHY, L BURKE	Ind/Sole Proprietor	Yes	No	No	10/13/2023	1,714.32
MERC		38666	21039	Check	1	3296	MUTUAL OF OMAHA		Yes	No	No	10/13/2023	3,553.68
MERC		38660	21040	Check	1	2200	PETERSEN, LYNNE		Yes	No	No	10/13/2023	575.09
MERC		38657	21041	Check	1	1150	PHONAK, LLC		Yes	No	No	10/13/2023	6,357.68
MERC		38654	21042	Check	1	06510	PRO-ED, INC		Yes	No	No	10/13/2023	997.70

## Goodhue County Ed District Payment Reg by Bank and Check

Bank	Batch	Pmt No	Check No	Pay Type	Grp Code	Rcd	Vendor	Tax Class	Print	Recon	Void	Pay/Void Date	Amount
MERC	38668	21043	Check	1	3517		Q MEDIA GROUP LLC	LLC - Partnership	Yes	No	No	10/13/2023	500.00
MERC	38651	21044	Check	1	00443		RED WING ACE HARDWARE		Yes	No	No	10/13/2023	7.00
MERC	38659	21045	Check	1	1914		ROBINSON, PENNY		Yes	No	No	10/13/2023	2,475.90
MERC	38667	21046	Check	1	3434		SCHOLASTIC		Yes	No	No	10/13/2023	620.79
MERC	38663	21047	Check	1	3078		SHRED-N-GO	S Corporation	Yes	No	No	10/13/2023	73.89
MERC	38669	21048	Check	1	3570		ST. CLOUD STATE UNIVERSITY		Yes	No	No	10/13/2023	15,000.00
MERC	38658	21049	Check	1	1356		STARKEY LABORATORIES, INC.		Yes	No	No	10/13/2023	102.54
MERC	38656	21050	Check	1	1015		THREE RIVERS COMMUNITY ACTION	C Corporation	Yes	No	No	10/13/2023	40.00
MERC	38661	21051	Check	1	2661		THRIVENT FUNDS		Yes	No	No	10/13/2023	200.00
MERC	38662	21052	Check	1	3011		U.S. BANK EQUIPMENT FINANCE		Yes	No	No	10/13/2023	689.00
Bank Total:												\$1,685,100.35	
Report Total:												\$1,685,100.35	

C. Staff Updates:

1. **Resignations:**

2. **New Hire:** *Rebecca Susag, .4 FTE Speech Language Pathologist - RBEC/5RO effective 10/9/2023*

3. **Transfers:**

4. **Re-assignment:**

III. **Public Input:** The policy of the education district board is to encourage discussion by persons of subjects related to the management of the district at board meetings. The board shall, as a matter of policy, protect the legal rights to privacy and due process of employees and students. Persons who wish to have a subject discussed at a public board meeting must notify the executive director's office in advance of the board meeting. The person should provide his or her name, address, the name of group represented (if any), and the subject to be covered or the issue to be addressed. The board retains the discretion to limit discussion of any agenda item to a reasonable period of time as determined by the board.

IV. **Reports and Communication:**

A. Business Manager Report

10

# REVENUE & EXPENDITURE SUMMARY BY SOURCE, OBJECT SERIES & PROGRAM SERIES

Goodhue County Ed District | June 30, 2023

REVENUE CATEGORIES			June 30, 2023						June 30, 2022		June 30, 2021	
	June 30, 2021	June 30, 2022	Revised Budget	Received YTD	Budget Remaining	% of Budget Received	% of Actuals Received	% of Actuals Received	Current YTD vs. PYTD	June 30, 2022	June 30, 2021	
STATE	3,609,943	4,813,151	5,071,764	5,526,275	(454,511)	108.96%	100.00%	100.00%	713,124	4,813,151	3,609,943	
FEDERAL	2,036,519	2,251,202	2,550,560	2,587,427	(36,867)	101.45%	100.00%	100.00%	336,225	2,251,202	2,036,519	
PROPERTY TAXES	0	0	0	0	0	0.00%	0.00%	0.00%	0	0	0	
LOCAL SALES, INS RECOVERY & JUDGEMENTS	13,769	685	2,000	(38)	2,038	-1.91%	100.00%	100.00%	(723)	685	13,769	
SALE OF BONDS & LOANS	13,482,888	0	0	0	0	0.00%	0.00%	100.00%	0	0	13,482,888	
INCOMING TRANSFERS FROM OTH FUNDS	0	0	0	0	0	0.00%	0.00%	0.00%	0	0	0	
LOCAL (FEES, INTEREST, ETC.)	7,804,973	9,223,672	10,407,571	9,891,895	515,676	95.05%	100.00%	100.00%	668,223	9,223,672	7,804,973	
<b>TOTALS</b>	<b>26,948,092</b>	<b>16,288,710</b>	<b>18,031,895</b>	<b>18,005,558</b>	<b>26,337</b>	<b>99.85%</b>	<b>100.00%</b>	<b>100.00%</b>	<b>1,716,848</b>	<b>16,288,710</b>	<b>26,948,092</b>	

EXPENDITURES (OBJECT SERIES)			June 30, 2023						June 30, 2022		June 30, 2021	
	June 30, 2021	June 30, 2022	Revised Budget	Expended YTD	Budget Remaining	% of Budget Expended	% of Actuals Expended	% of Actuals Expended	Current YTD vs. PYTD	June 30, 2022	June 30, 2021	
SALARIES & WAGES	6,937,882	8,344,468	9,357,757	9,460,185	(102,428)	101.09%	100.00%	100.00%	1,115,717	8,344,468	6,937,882	
EMPLOYEE BENEFITS	1,779,020	2,223,951	2,524,945	2,512,992	11,953	99.53%	100.00%	100.00%	289,041	2,223,951	1,779,020	
PURCHASED SERVICES	16,797,588	3,795,640	4,393,463	4,342,464	50,999	98.84%	100.00%	100.00%	546,824	3,795,640	16,797,588	
SUPPLIES	386,950	890,342	750,603	742,772	7,831	98.96%	100.00%	100.00%	(147,570)	890,342	386,950	
EQUIPMENT	1,028,313	1,128,431	1,159,045	1,122,686	36,359	96.86%	100.00%	100.00%	(5,745)	1,128,431	1,028,313	
DEBT SERVICE	0	0	0	0	0	0.00%	0.00%	0.00%	0	0	0	
OTHER EXPENDITURES	77,636	21,215	19,190	119,374	(100,184)	622.06%	100.00%	100.00%	98,159	21,215	77,636	
OTHER FINANCING USES	0	0	0	0	0	0.00%	0.00%	0.00%	0	0	0	
<b>TOTALS</b>	<b>27,007,389</b>	<b>16,404,047</b>	<b>18,205,003</b>	<b>18,300,473</b>	<b>(95,470)</b>	<b>100.52%</b>	<b>100.00%</b>	<b>100.00%</b>	<b>1,896,427</b>	<b>16,404,047</b>	<b>27,007,389</b>	

EXPENDITURES (PROGRAM SERIES)			June 30, 2023						June 30, 2022		June 30, 2021	
	June 30, 2021	June 30, 2022	Revised Budget	Expended YTD	Budget Remaining	% of Budget Expended	% of Actuals Expended	% of Actuals Expended	Current YTD vs. PYTD	June 30, 2022	June 30, 2021	
SITE ADMINISTRATION	97,953	287,209	331,650	320,461	11,189	96.63%	100.00%	100.00%	33,252	287,209	97,953	
DISTRICT ADMINISTRATION	79,846	69,508	74,533	68,996	5,537	92.57%	100.00%	100.00%	(512)	69,508	79,846	
SUPPORT SERVICES	227,526	245,155	258,749	250,828	7,921	96.94%	100.00%	100.00%	5,674	245,155	227,526	
REGULAR INSTRUCTION	1,438,628	2,522,391	2,870,775	3,033,317	(162,542)	105.66%	100.00%	100.00%	510,927	2,522,391	1,438,628	
EXTRA-CURRICULAR ACTIVITIES	0	0	0	0	0	0.00%	0.00%	0.00%	0	0	0	
VOCATIONAL INSTRUCTION	327,195	351,614	292,187	299,927	(7,740)	102.65%	100.00%	100.00%	(51,687)	351,614	327,195	
SPECIAL EDUCATION	7,977,265	9,014,155	10,257,108	10,162,969	94,140	99.08%	100.00%	100.00%	1,148,814	9,014,155	7,977,265	
COMMUNITY SERVICES	0	0	0	0	0	0.00%	0.00%	0.00%	0	0	0	
INSTRUCTIONAL SUPPORT	448,170	698,392	584,806	752,469	(167,663)	128.67%	100.00%	100.00%	54,077	698,392	448,170	
PUPIL SUPPORT SERVICES	1,586,429	1,800,017	2,051,663	1,982,331	69,332	96.62%	100.00%	100.00%	182,314	1,800,017	1,586,429	
FACILITIES	1,502,112	1,415,606	1,483,532	1,429,174	54,358	96.34%	100.00%	100.00%	13,568	1,415,606	1,502,112	
OTHER FINANCING USES	13,322,265	0	0	0	0	0.00%	0.00%	100.00%	0	0	13,322,265	
<b>TOTALS</b>	<b>27,007,389</b>	<b>16,404,047</b>	<b>18,205,003</b>	<b>18,300,473</b>	<b>(95,470)</b>	<b>100.52%</b>	<b>100.00%</b>	<b>100.00%</b>	<b>1,896,427</b>	<b>16,404,047</b>	<b>27,007,389</b>	

SUMMARY - ALL FUNDS			2023						2022		2021	
	June 30, 2021	June 30, 2022	Revised Budget	YTD	Budget Remaining	% of Budget Expended	% of Actuals Expended	% of Actuals Expended	Current YTD vs. PYTD	June 30, 2022	June 30, 2021	
<b>SUMMARY</b>												
REVENUE	26,948,092	16,288,710	18,031,895	18,005,558	26,337	99.85%	100.00%	100.00%	1,716,848	16,288,710	26,948,092	
EXPENDITURES	27,007,389	16,404,047	18,205,003	18,300,473	(95,470)	100.52%	100.00%	100.00%	1,896,427	16,404,047	27,007,389	
SPENDING VARIANCE	(59,297)	(115,336)	(173,108)	(294,915)	N/A	N/A	N/A	N/A	(179,579)	(115,336)	(59,297)	

# GENERAL FUND - REVENUE SUMMARY

Goodhue County Ed District | June 30, 2023



DESCRIPTION	June 30, 2021	June 30, 2022	Revised Budget	Revenue YTD	Budget Remaining	June 30, 2023	June 30, 2022	June 30, 2021	Current YTD vs. Prior YTD	June 30, 2022	June 30, 2021
						% of Budget Received	% of Actuals Received	% of Actuals Received			
<b>LOCAL REVENUES</b>											
021 TUITION/REIMB MN DISTRICTS	7,181,677	8,580,269	9,628,665	9,242,122	386,543	95.99%	100.00%	100.00%	661,853	8,580,269	7,181,677
050 FEES FROM PATRONS	0	0	0	0	0	0.00%	0.00%	0.00%	0	0	0
071 MA REV/DEPT OF HUMAN SVCS	3,979	0	125,000	0	125,000	0.00%	0.00%	100.00%	0	0	3,979
092 INTEREST EARNINGS	848	1,330	15,000	17,693	(2,693)	117.95%	100.00%	100.00%	16,362	1,330	848
093 RENT	4,245	3,577	7,000	0	7,000	0.00%	100.00%	100.00%	(3,577)	3,577	4,245
096 GIFTS AND BEQUESTS	1	9,988	27,881	34,518	(6,637)	123.81%	100.00%	100.00%	24,530	9,988	1
099 MISC REV FROM LOCAL SOURCES	614,224	628,508	604,025	597,561	6,464	98.93%	100.00%	100.00%	(30,947)	628,508	614,224
<b>Total LOCAL REVENUES</b>	<b>7,804,973</b>	<b>9,223,672</b>	<b>10,407,571</b>	<b>9,891,895</b>	<b>515,676</b>	<b>95.05%</b>	<b>100.00%</b>	<b>100.00%</b>	<b>668,223</b>	<b>9,223,672</b>	<b>7,804,973</b>
<b>STATE REVENUES</b>											
211 GENERAL EDUCATION AID	123,538	280,307	295,398	447,317	(151,919)	151.43%	100.00%	100.00%	167,011	280,307	123,538
300 STATE AID (REQUIRES FIN CODE)	163,487	171,137	315,000	314,947	53	99.98%	100.00%	100.00%	143,810	171,137	163,487
360 STATE AID FOR SPECIAL EDUCATION	3,272,583	4,361,312	4,460,866	4,668,549	(207,683)	104.66%	100.00%	100.00%	307,237	4,361,312	3,272,583
370 OTHER, MN DEPT OF EDUCATION	0	396	500	0	500	0.00%	100.00%	0.00%	(396)	396	0
397 TRA & PERA SPEC SITUATIONS PENSION	50,335	0	0	95,462	(95,462)	0.00%	0.00%	100.00%	95,462	0	50,335
<b>Total STATE REVENUES</b>	<b>3,609,943</b>	<b>4,813,151</b>	<b>5,071,764</b>	<b>5,526,275</b>	<b>(454,511)</b>	<b>108.96%</b>	<b>100.00%</b>	<b>100.00%</b>	<b>713,124</b>	<b>4,813,151</b>	<b>3,609,943</b>
<b>FEDERAL REVENUES RECEIVED FROM STATE</b>											
400 FEDERAL AID/MDE (REQUIRES FIN)	2,036,519	2,243,008	2,536,507	2,587,427	(50,920)	102.01%	100.00%	100.00%	344,419	2,243,008	2,036,519
<b>Total REVENUES RECEIVED FROM STATE</b>	<b>2,036,519</b>	<b>2,243,008</b>	<b>2,536,507</b>	<b>2,587,427</b>	<b>(50,920)</b>	<b>102.01%</b>	<b>100.00%</b>	<b>100.00%</b>	<b>344,419</b>	<b>2,243,008</b>	<b>2,036,519</b>
<b>FEDERAL REVENUES RECEIVED FROM FED SOURCES</b>											
500 DIRECT FEDERAL AID (REQUIRES FIN)	0	8,194	14,053	0	14,053	0.00%	100.00%	0.00%	(8,194)	8,194	0
<b>Total FEDERAL REVENUES RECEIVED FROM FED SOURCES</b>	<b>0</b>	<b>8,194</b>	<b>14,053</b>	<b>0</b>	<b>14,053</b>	<b>0.00%</b>	<b>100.00%</b>	<b>0.00%</b>	<b>(8,194)</b>	<b>8,194</b>	<b>0</b>
<b>LOCAL SALES, INSURANCE RECOVERY, AND JUDGEMENTS</b>											
619 COST MATERIALS/REV PROD (CONTRA)	0	(77)	0	(38)	38	0.00%	100.00%	0.00%	39	(77)	0
620 SALES/REV PRODUCING ACTIVITIES	0	287	0	0	0	0.00%	100.00%	0.00%	(287)	287	0
622 SALES OF MATERIALS (NET OF TX)	5,399	0	1,700	0	1,700	0.00%	0.00%	100.00%	0	0	5,399
624 SALE OF EQUIPMENT	3,650	475	300	0	300	0.00%	100.00%	100.00%	(475)	475	3,650
625 INSURANCE RECOVERY	4,721	0	0	0	0	0.00%	0.00%	100.00%	0	0	4,721
628 JUDGMENT FOR DISTRICT	0	0	0	0	0	0.00%	0.00%	0.00%	0	0	0
<b>Total LOCAL SALES, INSURANCE RECOVERY, AND JUDGEMENTS</b>	<b>13,769</b>	<b>685</b>	<b>2,000</b>	<b>(38)</b>	<b>2,038</b>	<b>-1.91%</b>	<b>100.00%</b>	<b>100.00%</b>	<b>(723)</b>	<b>685</b>	<b>13,769</b>
<b>SALE OF BONDS AND LOANS</b>											
635 CERTIFICATE OF PARTICIPATION	13,482,888	0	0	0	0	0.00%	0.00%	100.00%	0	0	13,482,888
<b>Total SALE OF BONDS AND LOANS</b>	<b>13,482,888</b>	<b>0</b>	<b>0</b>	<b>0</b>	<b>0</b>	<b>0.00%</b>	<b>0.00%</b>	<b>100.00%</b>	<b>0</b>	<b>0</b>	<b>13,482,888</b>
<b>GENERAL FUND TOTAL</b>	<b>26,948,092</b>	<b>16,288,710</b>	<b>18,031,895</b>	<b>18,005,558</b>	<b>26,337</b>	<b>99.85%</b>	<b>100.00%</b>	<b>100.00%</b>	<b>1,716,848</b>	<b>16,288,710</b>	<b>26,948,092</b>

# GENERAL FUND - EXPENDITURES BY OBJECT CODE

Goodhue County Ed District | June 30, 2023



DESCRIPTION	Budget Management Analytics			Expenses YTD	Budget Remaining	June 30, 2023	June 30, 2022	June 30, 2021	Current YTD vs. Prior YTD	June 30, 2022	June 30, 2021	
	June 30, 2021	June 30, 2022	Revised Budget			% of Budget Expended	% of Actuals Expended	% of Actuals Expended				
110 ADMINISTRATION/SUPERVISION	755,971	884,732	904,165	920,177	(16,012)	101.77%	100.00%	100.00%	35,445	884,732	755,971	
140 LICENSED CLASSROOM TEACHER	2,260,065	2,803,346	3,096,937	3,072,259	24,678	99.20%	100.00%	100.00%	268,913	2,803,346	2,260,065	
141 NON,LIC CLASSROOM PERSONNEL	200	0	0	0	0	0.00%	0.00%	100.00%	0	0	200	
143 LICENSED INSTRUCTIONAL SUPPORT	278,660	389,660	506,608	537,848	(31,240)	106.17%	100.00%	100.00%	148,188	389,660	278,660	
144 NON,LIC INSTRUCTIONAL SUPPORT	0	4,272	0	90	(90)	0.00%	100.00%	0.00%	(4,182)	4,272	0	
145 SUBSTITUTE TEACHER,LICENSED	0	0	0	0	0	0.00%	0.00%	0.00%	0	0	0	
150 PHYSICAL THERAPIST	140,773	189,483	191,698	192,359	(661)	100.34%	100.00%	100.00%	2,877	189,483	140,773	
151 OCCUPATIONAL THERAPIST	287,012	361,824	444,109	448,949	(4,840)	101.09%	100.00%	100.00%	87,125	361,824	287,012	
152 SPEECH/LANGUAGE PATHOLOGIST	670,750	856,116	958,419	943,997	14,422	98.50%	100.00%	100.00%	87,881	856,116	670,750	
153 AUDIOLOGIST	65,850	67,444	68,914	69,394	(480)	100.70%	100.00%	100.00%	1,950	67,444	65,850	
154 SCHOOL NURSE	162,557	179,535	183,066	183,408	(342)	100.19%	100.00%	100.00%	3,873	179,535	162,557	
155 LICENSED NURSING SERVICES	27,571	26,378	27,572	27,245	327	98.81%	100.00%	100.00%	867	26,378	27,571	
156 SOCIAL WORKER	579,429	689,544	819,153	853,458	(34,305)	104.19%	100.00%	100.00%	163,913	689,544	579,429	
157 SCHOOL PSYCHOLOGIST	740,035	861,336	838,136	827,171	10,965	98.69%	100.00%	100.00%	(34,165)	861,336	740,035	
161 CERTIFIED PARA/PCA	411,293	378,977	565,081	605,083	(40,002)	107.08%	100.00%	100.00%	226,106	378,977	411,293	
162 CERTIFIED ONE ON ONE PARA	46,080	23,141	38,549	46,726	(8,177)	121.21%	100.00%	100.00%	23,585	23,141	46,080	
163 FOREIGN LANGUAGE INTERPRETER	0	35	0	0	0	0.00%	100.00%	0.00%	(35)	35	0	
164 INTERPRETER FOR THE DEAF	60,081	34,304	41,357	39,616	1,741	95.79%	100.00%	100.00%	5,311	34,304	60,081	
165 SCHOOL COUNSELOR	0	55,156	73,999	73,998	1	100.00%	100.00%	0.00%	18,842	55,156	0	
170 NON,INSTRUCTIONAL SUPPORT	174,504	253,207	263,192	271,873	(8,681)	103.30%	100.00%	100.00%	18,666	253,207	174,504	
174 REC SERVICES/DAPE SPECIALIST	40,183	30,161	32,960	36,403	(3,443)	110.45%	100.00%	100.00%	6,242	30,161	40,183	
185 OTHER LICENSED/CERTIFIED SALARY	187,357	193,216	247,240	237,674	9,566	96.13%	100.00%	100.00%	44,458	193,216	187,357	
186 OTHER NON LICENSED SALARY	49,512	62,602	56,602	72,458	(15,856)	128.01%	100.00%	100.00%	9,856	62,602	49,512	
<b>TOTAL SALARIES AND WAGES</b>	<b>6,937,882</b>	<b>8,344,468</b>	<b>9,357,757</b>	<b>9,460,185</b>	<b>(102,428)</b>	<b>101.09%</b>	<b>100.00%</b>	<b>100.00%</b>	<b>1,115,717</b>	<b>8,344,468</b>	<b>6,937,882</b>	
<b>EMPLOYEE BENEFITS</b>												
210 FICA/MEDICARE	504,793	613,028	689,331	694,969	(5,638)	100.82%	100.00%	100.00%	81,940	613,028	504,793	
214 PERA	82,177	90,218	107,573	110,594	(3,021)	102.81%	100.00%	100.00%	20,375	90,218	82,177	
218 TRA	457,804	585,441	662,610	665,403	(2,793)	100.42%	100.00%	100.00%	79,962	585,441	457,804	
220 HEALTH INSURANCE	491,503	652,478	774,854	761,654	13,200	98.30%	100.00%	100.00%	109,176	652,478	491,503	
230 LIFE INSURANCE	10,118	11,863	13,239	13,157	82	99.38%	100.00%	100.00%	1,293	11,863	10,118	
235 DENTAL INSURANCE	17,437	21,629	23,370	22,958	412	98.24%	100.00%	100.00%	1,329	21,629	17,437	
240 LONG TERM DISABILITY INSURANCE	9,437	10,794	12,189	11,793	396	96.75%	100.00%	100.00%	999	10,794	9,437	
250 TSA/DEFERRED COMP	107,559	126,937	143,256	141,779	1,477	98.97%	100.00%	100.00%	14,842	126,937	107,559	
251 TAX ADVANTAGE EMPLOYER HLTH AF	7,629	12,336	12,336	12,670	(333)	102.70%	100.00%	100.00%	334	12,336	7,629	
270 WORKERS COMPENSATION	90,565	92,194	82,652	77,938	4,714	94.30%	100.00%	100.00%	(14,256)	92,194	90,565	
280 UNEMPLOYMENT COMPENSATION	0	7,032	3,535	79	3,456	2.24%	100.00%	0.00%	(6,953)	7,032	0	
<b>TOTAL EMPLOYEE BENEFITS</b>	<b>1,779,020</b>	<b>2,223,951</b>	<b>2,524,945</b>	<b>2,512,992</b>	<b>11,953</b>	<b>99.53%</b>	<b>100.00%</b>	<b>100.00%</b>	<b>289,041</b>	<b>2,223,951</b>	<b>1,779,020</b>	
<b>PURCHASED SERVICES</b>												
303 FEDERAL SUB AWARD <=\$25000	501,513	591,928	538,955	507,922	31,033	94.24%	100.00%	100.00%	(84,006)	591,928	501,513	
304 FEDERAL SUB AWARD >\$25000	471,363	447,868	500,419	415,697	84,723	83.07%	100.00%	100.00%	(32,172)	447,868	471,363	
305 CONSULTING FEES/FEES FOR SERVIC	13,646,680	227,139	256,399	341,272	(84,873)	133.10%	100.00%	100.00%	114,133	227,139	13,646,680	
307 CONTRACT SUB FOR SPEC EDUCATIC	9,168	25,945	30,965	23,679	7,286	76.47%	100.00%	100.00%	(2,266)	25,945	9,168	
315 REPAIRS & MAINT FOR TECHNOLOGY	0	0	0	0	0	0.00%	0.00%	0.00%	0	0	0	
316 SVC PURCH FROM MN JOINT POWER	6,231	6,231	6,231	6,231	0	100.00%	100.00%	100.00%	0	6,231	6,231	
320 COMMUNICATION SERVICES	23,558	18,762	15,930	21,077	(5,147)	132.31%	100.00%	100.00%	2,315	18,762	23,558	
329 POSTAGE & PARCEL SERVICES	4,175	3,633	7,000	5,408	1,592	77.26%	100.00%	100.00%	1,775	3,633	4,175	
330 UTILITY SERVICES	47,213	52,661	65,000	71,509	(6,509)	110.01%	100.00%	100.00%	18,848	52,661	47,213	
335 SHORT TERM LEASE	0	6,615	16,720	42,801	(26,081)	255.99%	100.00%	0.00%	36,186	6,615	0	
340 INSURANCE	45,515	53,261	78,368	79,208	(840)	101.07%	100.00%	100.00%	25,947	53,261	45,515	
350 REPAIRS & MAINTENANCE	111,375	75,489	142,988	121,109	21,879	84.70%	100.00%	100.00%	45,620	75,489	111,375	
360 TRANSPORT CONTR <=\$25,000	643	20,258	61,155	23,959	37,196	39.18%	100.00%	100.00%	3,701	20,258	643	
365 INTERDEPART TRANSPORT (CHGBK)	0	0	0	0	0	0.00%	0.00%	0.00%	0	0	0	
366 TRAVEL CONVENTIONS/CONFERENCE	124,979	180,527	274,418	266,230	8,188	97.02%	100.00%	100.00%	85,703	180,527	124,979	
368 OUT OF STATE TRAVEL/FEDERAL REII	0	15,771	27,134	18,377	8,757	67.73%	100.00%	0.00%	2,605	15,771	0	

DESCRIPTION				June 30, 2023	June 30, 2022	June 30, 2021					
	June 30, 2021	June 30, 2022	Revised Budget	Expenses YTD	Budget Remaining	% of Budget Expended	% of Actuals Expended	% of Actuals Expended	Current YTD vs. Prior YTD	June 30, 2022	June 30, 2021
369 ENTRY FEES/STUDENT TRAVEL ALLO	0	410	500	288	212	57.60%	100.00%	0.00%	(122)	410	0
370 OPERATING LEASE/RENTAL	7,975	0	0	0	0	0.00%	0.00%	100.00%	0	0	7,975
376 CONTRACTED NURSING SERVICES <	0	0	0	2,500	(2,500)	0.00%	0.00%	0.00%	2,500	0	0
379 MENTAL HLTH PROFESSIONAL <=\$250	9,418	0	0	0	0	0.00%	0.00%	100.00%	0	0	9,418
389 STAFF TUITION REIMBURSEMENT	0	0	0	0	0	0.00%	0.00%	0.00%	0	0	0
390 PYMT FOR ED PURPOSE TO MN DISTF	0	1,668	4,950	4,839	111	97.76%	100.00%	0.00%	3,171	1,668	0
394 PYMT FOR ED TO OTHER AGENCY	888,913	928,940	1,018,373	891,104	127,269	87.50%	100.00%	100.00%	(37,836)	928,940	888,913
396 SPEC ED SALARY/OTHER DISTRICT	675,300	880,398	1,031,712	1,164,295	(132,583)	112.85%	100.00%	100.00%	283,898	880,398	675,300
397 SPEC ED BENEFITS/OTHER DISTRICT	223,571	258,136	316,246	334,959	(18,713)	105.92%	100.00%	100.00%	76,823	258,136	223,571
<b>TOTAL PURCHASED SERVICES</b>	<b>16,797,588</b>	<b>3,795,640</b>	<b>4,393,463</b>	<b>4,342,464</b>	<b>50,999</b>	<b>98.84%</b>	<b>100.00%</b>	<b>100.00%</b>	<b>546,824</b>	<b>3,795,640</b>	<b>16,797,588</b>
<b>SUPPLIES</b>											
401 SUPPLIES, NON INSTRUCTIONAL	90,507	102,774	84,877	136,623	(51,746)	160.97%	100.00%	100.00%	33,849	102,774	90,507
405 NON-INSTRUCTIONAL SOFTWARE LIC	94,076	103,776	172,953	181,148	(8,195)	104.74%	100.00%	100.00%	77,372	103,776	94,076
406 INSTRUCTIONAL SOFTWARE LICENSE	49,784	250,281	197,209	231,374	(34,165)	117.32%	100.00%	100.00%	(18,907)	250,281	49,784
430 SUPPLIES & MATERIALS NON INDIV IN	6,111	50,456	31,437	33,005	(1,568)	104.99%	100.00%	100.00%	(17,451)	50,456	6,111
433 SUPPLIES & MATERIALS INDIV INSTR	87,393	138,519	165,712	100,948	64,764	60.92%	100.00%	100.00%	(37,571)	138,519	87,393
440 FUELS	11,527	23,851	17,300	22,868	(5,568)	132.18%	100.00%	100.00%	(983)	23,851	11,527
455 NONINSTRUCTIONAL TECH SUPPLIES	9,601	36,534	3,790	4,436	(646)	117.03%	100.00%	100.00%	(32,098)	36,534	9,601
456 INSTRUCTIONAL TECH SUPPLIES	6,162	5,782	4,750	7,430	(2,680)	156.43%	100.00%	100.00%	1,648	5,782	6,162
460 TEXTBOOKS	960	573	57,784	9,877	47,907	17.09%	100.00%	100.00%	9,304	573	960
461 STANDARDIZED TESTS	396	55,702	0	817	(817)	0.00%	100.00%	100.00%	(54,886)	55,702	396
465 NONINSTRUCTIONAL TECH DEVICES	6,166	18,159	915	1,354	(439)	148.00%	100.00%	100.00%	(16,805)	18,159	6,166
466 INSTRUCTIONAL TECH DEVICES	23,447	96,660	8,391	4,734	3,657	56.42%	100.00%	100.00%	(91,926)	96,660	23,447
490 FOOD	820	7,274	5,485	8,157	(2,672)	148.72%	100.00%	100.00%	883	7,274	820
<b>TOTAL SUPPLIES</b>	<b>386,950</b>	<b>890,342</b>	<b>750,603</b>	<b>742,772</b>	<b>7,831</b>	<b>98.96%</b>	<b>100.00%</b>	<b>100.00%</b>	<b>(147,570)</b>	<b>890,342</b>	<b>386,950</b>
<b>SUPPLIES &amp; EQUIPMENT</b>											
520 BUILDING ACQ OR CONSTRUCTION	0	18,066	98,115	62,334	35,781	63.53%	100.00%	0.00%	44,268	18,066	13
530 OTHER EQUIPMENT PURCHASE	12,922	67,822	9,559	13,116	(3,557)	137.21%	100.00%	100.00%	(54,705)	67,822	12,922
533 EQUIP SP ED DIRECT INSTRUCTION	2,014	0	1,000	0	1,000	0.00%	0.00%	100.00%	0	0	2,014
535 CAPITAL LEASES	13,530,000	96,100	0	0	0	0.00%	100.00%	100.00%	(96,100)	96,100	13,530,000
555 CAPITAL NONINSTR TECH HARDWARE	1,249	0	14,224	25,426	(11,202)	178.75%	0.00%	100.00%	25,426	0	1,249
556 CAPITALIZED INSTR TECH HARDWARE	10,855	8,848	0	0	0	0.00%	100.00%	100.00%	(8,848)	8,848	10,855
560 PRIN ON LONG TERM TECH	0	30,011	34,500	18,300	16,200	53.04%	100.00%	0.00%	(11,711)	30,011	0
561 INT ON LONG TERM TECH	0	1,900	0	1,863	(1,863)	0.00%	100.00%	0.00%	(37)	1,900	0
570 PRIN ON BLDG/LAND LEASE	0	678,069	684,847	684,847	0	100.00%	100.00%	0.00%	6,778	678,069	0
571 INT ON BLDG/LAND LEASE	0	319,765	313,450	313,450	(0)	100.00%	100.00%	0.00%	(6,315)	319,765	0
580 PRINCIPAL ON CAPITAL LEASE	666,334	0	0	0	0	0.00%	0.00%	100.00%	0	0	666,334
581 INTEREST ON CAPITAL LEASE	330,439	0	0	0	0	0.00%	0.00%	100.00%	0	0	330,439
589 LEASE TRANSACTIONS/INSTALL SALE	(13,530,000)	(96,100)	0	0	0	0.00%	100.00%	100.00%	96,100	(96,100)	(13,530,000)
590 OTHER CAPITAL EXPENDITURES	4,500	3,950	3,350	3,350	0	100.00%	100.00%	100.00%	(600)	3,950	4,500
<b>TOTAL SUPPLIES &amp; EQUIPMENT</b>	<b>1,028,313</b>	<b>1,128,431</b>	<b>1,159,045</b>	<b>1,122,686</b>	<b>36,359</b>	<b>96.86%</b>	<b>100.00%</b>	<b>100.00%</b>	<b>(5,745)</b>	<b>1,128,431</b>	<b>1,028,313</b>
<b>OTHER EXPENDITURES</b>											
820 DUES, MEMBERSHIP, LICENSE, FEES	27,245	21,175	19,090	23,223	(4,133)	121.65%	100.00%	100.00%	2,048	21,175	27,245
891 TRA & PERA SPEC SITUATION PENSIC	50,335	0	0	95,462	(95,462)	0.00%	0.00%	100.00%	95,462	0	50,335
895 FED/NONPUBLIC INDIRECT (CHGBK)	0	(0)	0	(0)	0	0.00%	100.00%	100.00%	0	(0)	0
896 TAXES & SPECIAL ASSESSMENTS	56	40	100	689	(589)	688.65%	100.00%	100.00%	648	40	56
<b>TOTAL OTHER EXPENDITURES</b>	<b>77,636</b>	<b>21,215</b>	<b>19,190</b>	<b>119,374</b>	<b>(100,184)</b>	<b>622.06%</b>	<b>100.00%</b>	<b>100.00%</b>	<b>98,159</b>	<b>21,215</b>	<b>77,636</b>
<b>GENERAL FUND TOTAL</b>	<b>27,007,389</b>	<b>16,404,047</b>	<b>18,205,003</b>	<b>18,300,473</b>	<b>(95,470)</b>	<b>100.52%</b>	<b>100.00%</b>	<b>100.00%</b>	<b>1,896,427</b>	<b>16,404,047</b>	<b>27,007,389</b>

# GENERAL FUND - EXPENDITURES BY PROGRAM CODE

Goodhue County Ed District | June 30, 2023



DESCRIPTION	June 30, 2021	June 30, 2022	Revised Budget	Expenses YTD	Budget Remaining	June 30, 2023	June 30, 2022	June 30, 2021	Current YTD vs. Prior YTD	June 30, 2022	June 30, 2021
						% of Budget Expended	% of Actuals Expended	% of Actuals Expended			
<b>DISTRICT ADMINISTRATION</b>											
010 BOARD OF EDUCATION	14,326	16,794	19,452	13,972	5,480	71.83%	100.00%	100.00%	(2,821)	16,794	14,326
030 INSTRUCTIONAL ADMINISTRATION	65,520	52,714	55,081	55,024	57	99.90%	100.00%	100.00%	2,310	52,714	65,520
<b>TOTAL - DISTRICT ADMINISTRATION</b>	<b>79,846</b>	<b>69,508</b>	<b>74,533</b>	<b>68,996</b>	<b>5,537</b>	<b>92.57%</b>	<b>100.00%</b>	<b>100.00%</b>	<b>(512)</b>	<b>69,508</b>	<b>79,846</b>
<b>SITE ADMINISTRATION</b>											
050 SCHOOL ADMINISTRATION	97,953	287,209	331,650	320,461	11,189	96.63%	100.00%	100.00%	33,252	287,209	97,953
<b>TOTAL - SITE ADMINISTRATION</b>	<b>97,953</b>	<b>287,209</b>	<b>331,650</b>	<b>320,461</b>	<b>11,189</b>	<b>96.63%</b>	<b>100.00%</b>	<b>100.00%</b>	<b>33,252</b>	<b>287,209</b>	<b>97,953</b>
<b>SUPPORT SERVICES</b>											
105 GENERAL ADMINISTRATIVE SUPPORT	106,875	111,359	130,803	132,890	(2,087)	101.60%	100.00%	100.00%	21,531	111,359	106,875
110 BUSINESS SUPPORT SERVICES	120,651	133,796	127,946	117,938	10,008	92.18%	100.00%	100.00%	(15,857)	133,796	120,651
<b>TOTAL - SUPPORT SERVICES</b>	<b>227,526</b>	<b>245,155</b>	<b>258,749</b>	<b>250,828</b>	<b>7,921</b>	<b>96.94%</b>	<b>100.00%</b>	<b>100.00%</b>	<b>5,674</b>	<b>245,155</b>	<b>227,526</b>
<b>REGULAR INSTRUCTION</b>											
203 EDUCATION, ELEMENTARY GENERAL	99,611	401,741	390,885	430,061	(39,176)	110.02%	100.00%	100.00%	28,320	401,741	99,611
205 TITLE III, PART A LANGUAGE ACQUISITION	18,052	22,563	37,781	30,840	6,941	81.63%	100.00%	100.00%	8,277	22,563	18,052
211 EDUCATION, SECONDARY GENERAL	545,999	844,665	843,733	932,622	(88,889)	110.54%	100.00%	100.00%	87,957	844,665	545,999
212 VISUAL ART	0	77,730	89,836	93,840	(4,004)	104.46%	100.00%	0.00%	16,110	77,730	0
219 ENGLISH LEARNER	390,669	421,675	555,270	565,566	(10,296)	101.85%	100.00%	100.00%	143,891	421,675	390,669
220 ENGLISH, LANGUAGE ARTS	66,007	145,804	161,351	160,120	1,231	99.24%	100.00%	100.00%	14,316	145,804	66,007
230 FOREIGN/NATIVE LANGUAGE	0	30,755	17,903	18,145	(242)	101.35%	100.00%	0.00%	(12,610)	30,755	0
240 HEALTH, PHYSICAL ED & RECREATION	6,833	30,359	132,174	124,368	7,806	94.09%	100.00%	100.00%	94,009	30,359	6,833
250 FAMILY LIVING SCIENCE	80,565	94,527	95,471	96,355	(884)	100.93%	100.00%	100.00%	1,828	94,527	80,565
255 INDUSTRIAL EDUCATION	0	10,935	0	0	0	0.00%	100.00%	0.00%	(10,935)	10,935	0
256 MATHEMATICS	78,769	150,134	197,102	233,115	(36,013)	118.27%	100.00%	100.00%	82,981	150,134	78,769
257 COMPUTER SCIENCE/TECHNOLOGY ED	0	0	14,116	9,743	4,373	69.02%	0.00%	0.00%	9,743	0	0
258 MUSIC	0	17,136	12,382	10,897	1,485	88.01%	100.00%	0.00%	(6,239)	17,136	0
260 NATURAL SCIENCES	83,491	127,520	162,453	163,451	(998)	100.61%	100.00%	100.00%	35,931	127,520	83,491
270 SOCIAL SCIENCES/SOCIAL STUDIES	68,633	146,845	160,318	164,194	(3,876)	102.42%	100.00%	100.00%	17,348	146,845	68,633
<b>TOTAL - REGULAR INSTRUCTION</b>	<b>1,438,628</b>	<b>2,522,391</b>	<b>2,870,775</b>	<b>3,033,317</b>	<b>(162,542)</b>	<b>105.66%</b>	<b>100.00%</b>	<b>100.00%</b>	<b>510,927</b>	<b>2,522,391</b>	<b>1,438,628</b>
<b>EXTRA-CURRICULAR</b>											
298 EXTRA-CURRICULAR ACTIVITIES	0	0	0	0	0	0.00%	0.00%	0.00%	0	0	0
<b>TOTAL - EXTRA-CURRICULAR ACTIVITIES</b>	<b>0</b>	<b>0</b>	<b>0</b>	<b>0</b>	<b>0</b>	<b>0.00%</b>	<b>0.00%</b>	<b>0.00%</b>	<b>0</b>	<b>0</b>	<b>0</b>
<b>VOCATIONAL INSTRUCTION</b>											
380 SPECIAL NEEDS	255,640	276,282	292,187	296,227	(4,040)	101.38%	100.00%	100.00%	19,945	276,282	255,640
399 CAREER & TECHNICAL GENERAL	71,555	75,332	0	3,700	(3,700)	0.00%	100.00%	100.00%	(71,632)	75,332	71,555
<b>TOTAL - VOCATIONAL INSTRUCTION</b>	<b>327,195</b>	<b>351,614</b>	<b>292,187</b>	<b>299,927</b>	<b>(7,740)</b>	<b>102.65%</b>	<b>100.00%</b>	<b>100.00%</b>	<b>(51,687)</b>	<b>351,614</b>	<b>327,195</b>
<b>SPECIAL ED INSTRUCTION</b>											
400 GENERAL SPECIAL EDUCATION	129,400	89,386	63,494	173,680	(110,186)	273.54%	100.00%	100.00%	84,294	89,386	129,400
401 SPEECH/LANGUAGE IMPAIRED	1,029,586	1,219,870	1,387,990	1,359,659	28,331	97.96%	100.00%	100.00%	139,789	1,219,870	1,029,586
402 MILD, MODERATE COGNITIVE DISAB	86,123	47,429	56,600	85,379	(28,779)	150.85%	100.00%	100.00%	37,950	47,429	86,123
403 SEVERE, PROFFOUND COGNITIVE DISAB	14,407	8,250	3,949	20,482	(16,533)	518.65%	100.00%	100.00%	12,232	8,250	14,407
404 PHYSICALLY IMPAIRED	639,551	793,457	924,006	879,563	44,443	95.19%	100.00%	100.00%	86,106	793,457	639,551
405 DEAF, HARD OF HEARING	229,427	303,225	279,947	283,529	(3,582)	101.28%	100.00%	100.00%	(19,695)	303,225	229,427
406 VISUALLY IMPAIRED	90,681	93,355	96,886	102,489	(5,603)	105.78%	100.00%	100.00%	9,134	93,355	90,681
407 SPECIFIC LEARNING DISABILITY	164,476	227,334	349,121	261,467	87,654	74.89%	100.00%	100.00%	34,133	227,334	164,476
408 EMOTIONAL/BEHAVIORAL DISORDER	1,333,715	1,481,281	1,602,680	1,726,809	(124,129)	107.75%	100.00%	100.00%	245,527	1,481,281	1,333,715
410 OTHER HEALTH DISABILITIES	288,286	431,930	420,863	359,138	61,725	85.33%	100.00%	100.00%	(72,792)	431,930	288,286
411 AUTISTIC SPECTRUM DISORDERS	700,550	725,487	788,567	927,329	(138,762)	117.60%	100.00%	100.00%	201,842	725,487	700,550
412 DEVELOPMENTALLY DELAYED	895,693	802,868	894,046	903,380	(9,334)	101.04%	100.00%	100.00%	100,513	802,868	895,693
414 TRAUMATIC BRAIN INJURY	27,155	1,892	0	22,290	(22,290)	0.00%	100.00%	100.00%	20,398	1,892	27,155
416 SEVERELY MULTIPLY IMPAIRED	2,142	6,027	0	0	0	0.00%	100.00%	100.00%	(6,027)	6,027	2,142
420 SPECIAL ED, AGGREGATE 3+	2,102,156	2,468,870	2,991,052	2,785,033	206,019	93.11%	100.00%	100.00%	316,163	2,468,870	2,102,156
422 SPECIAL ED, STUDENTS W/O DISABILITIES	242,917	313,495	397,907	272,742	125,165	68.54%	100.00%	100.00%	(40,753)	313,495	242,917
<b>TOTAL - SPECIAL ED INSTRUCTION</b>	<b>7,977,265</b>	<b>9,014,155</b>	<b>10,257,108</b>	<b>10,162,969</b>	<b>94,140</b>	<b>99.08%</b>	<b>100.00%</b>	<b>100.00%</b>	<b>1,148,814</b>	<b>9,014,155</b>	<b>7,977,265</b>
<b>INSTRUCTIONAL SUPPORT</b>											
610 CURRICULUM CONSULT & DEV	352,711	437,677	377,003	518,788	(141,785)	137.61%	100.00%	100.00%	81,111	437,677	352,711

DESCRIPTION							June 30, 2023	June 30, 2022	June 30, 2021	Current YTD vs. Prior YTD	June 30, 2022	June 30, 2021
	June 30, 2021	June 30, 2022	Revised Budget	Expenses YTD	Budget Remaining	% of Budget Expended	% of Actuals Expended	% of Actuals Expended				
630 INSTRUCTION,RELATED TECHNOLOGY	93,319	254,650	99,803	131,426	(31,623)	131.69%	100.00%	100.00%	(123,224)	254,650	93,319	
640 STAFF DEVELOPMENT	2,140	6,064	108,000	102,255	5,745	94.68%	100.00%	100.00%	96,190	6,064	2,140	
<b>TOTAL - INSTRUCTIONAL SUPPORT</b>	<b>448,170</b>	<b>698,392</b>	<b>584,806</b>	<b>752,469</b>	<b>(167,663)</b>	<b>128.67%</b>	<b>100.00%</b>	<b>100.00%</b>	<b>54,077</b>	<b>698,392</b>	<b>448,170</b>	
<b>PUPIL SUPPORT SERVICES</b>												
710 SECONDARY COUNSELING/GUIDANCE	0	70,599	94,555	69,920	24,635	73.95%	100.00%	0.00%	(678)	70,599	0	
712 ELEMENTARY COUNSELING	0	0	0	5,696	(5,696)	0.00%	0.00%	0.00%	5,696	0	0	
715 SCHOOL SECURITY	13,939	0	0	0	0	0.00%	0.00%	100.00%	0	0	13,939	
720 HEALTH SERVICES	251,592	287,496	325,469	334,875	(9,406)	102.89%	100.00%	100.00%	47,379	287,496	251,592	
730 PSYCHOLOGICAL AND HEALTH SERVICES	891,511	927,890	919,271	904,615	14,656	98.41%	100.00%	100.00%	(23,274)	927,890	891,511	
740 SOCIAL WORK SERVICES	422,317	506,954	670,932	612,916	58,016	91.35%	100.00%	100.00%	105,963	506,954	422,317	
760 PUPIL TRANSPORTATION	7,070	7,080	13,555	26,427	(12,872)	194.96%	100.00%	100.00%	19,348	7,080	7,070	
790 OTHER PUPIL SUPPORT SERVICES	0	0	27,881	27,881	0	100.00%	0.00%	0.00%	27,881	0	0	
<b>TOTAL - PUPIL SUPPORT SERVICES</b>	<b>1,586,429</b>	<b>1,800,017</b>	<b>2,051,663</b>	<b>1,982,331</b>	<b>69,332</b>	<b>96.62%</b>	<b>100.00%</b>	<b>100.00%</b>	<b>182,314</b>	<b>1,800,017</b>	<b>1,586,429</b>	
<b>FACILITIES</b>												
810 OPERATIONS & MAINTENANCE	260,215	293,259	349,253	340,906	8,347	97.61%	100.00%	100.00%	47,648	293,259	260,215	
850 CAPITAL FACILITIES	1,170,901	1,074,515	1,042,141	1,009,058	33,083	96.83%	100.00%	100.00%	(65,456)	1,074,515	1,170,901	
865 LTFM NOT PRO 866,867,868	70,995	47,833	92,138	79,210	12,928	85.97%	100.00%	100.00%	31,377	47,833	70,995	
870 BUILDING CONSTRUCTION	0	0	0	0	0	0.00%	0.00%	0.00%	0	0	0	
<b>TOTAL - FACILITIES</b>	<b>1,502,112</b>	<b>1,415,606</b>	<b>1,483,532</b>	<b>1,429,174</b>	<b>54,358</b>	<b>96.34%</b>	<b>100.00%</b>	<b>100.00%</b>	<b>13,568</b>	<b>1,415,606</b>	<b>1,502,112</b>	
<b>OTHER FINANCING USES</b>												
910 RETIRE LONG TERM OBLIGATIONS	13,322,265	0	0	0	0	0.00%	0.00%	100.00%	0	0	13,322,265	
<b>TOTAL - OTHER FINANCING USES</b>	<b>13,322,265</b>	<b>0</b>	<b>0</b>	<b>0</b>	<b>0</b>	<b>0.00%</b>	<b>0.00%</b>	<b>100.00%</b>	<b>0</b>	<b>0</b>	<b>13,322,265</b>	
<b>GENERAL FUND TOTAL</b>	<b>27,007,389</b>	<b>16,404,047</b>	<b>18,205,003</b>	<b>18,300,473</b>	<b>(95,470)</b>	<b>100.52%</b>	<b>100.00%</b>	<b>100.00%</b>	<b>1,896,427</b>	<b>16,404,047</b>	<b>27,007,389</b>	

# REVENUE & EXPENDITURE SUMMARY BY SOURCE, OBJECT SERIES & PROGRAM SERIES

Goodhue County Ed District | September 30, 2023

REVENUE CATEGORIES						June 30, 2024	June 30, 2023	June 30, 2022	Current YTD vs. PYTD	September 30, 2022	September 30, 2021
	June 30, 2022	June 30, 2023	Adopted Budget	Received YTD	Budget Remaining	% of Budget Received	% of Actuals Received	% of Actuals Received			
STATE	4,813,151	5,526,275	5,804,871	902,928	4,901,943	15.55%	15.90%	15.08%	24,066	878,861	725,806
FEDERAL	2,251,202	2,587,427	2,260,703	0	2,260,703	0.00%	7.22%	0.00%	(186,747)	186,747	0
PROPERTY TAXES	0	0	0	0	0	0.00%	0.00%	0.00%	0	0	0
LOCAL SALES, INS RECOVERY & JUDGEMENTS	685	(38)	0	0	0	0.00%	0.00%	0.00%	0	0	0
SALE OF BONDS & LOANS	0	0	0	0	0	0.00%	0.00%	0.00%	0	0	0
INCOMING TRANSFERS FROM OTH FUNDS	0	0	0	0	0	0.00%	0.00%	0.00%	0	0	0
LOCAL (FEES, INTEREST, ETC.)	9,223,672	9,891,895	10,655,749	2,191,827	8,463,922	20.57%	20.49%	20.15%	164,912	2,026,915	1,858,680
<b>TOTALS</b>	<b>16,288,710</b>	<b>18,005,558</b>	<b>18,721,323</b>	<b>3,094,755</b>	<b>15,626,568</b>	<b>16.53%</b>	<b>17.18%</b>	<b>15.87%</b>	<b>2,232</b>	<b>3,092,523</b>	<b>2,584,487</b>

EXPENDITURES (OBJECT SERIES)						June 30, 2024	June 30, 2023	June 30, 2022	Current YTD vs. PYTD	September 30, 2022	September 30, 2021
	June 30, 2022	June 30, 2023	Adopted Budget	Expended YTD	Budget Remaining	% of Budget Expended	% of Actuals Expended	% of Actuals Expended			
SALARIES & WAGES	8,344,468	9,460,185	9,916,686	1,268,869	8,647,817	12.80%	13.26%	11.76%	14,782	1,254,086	980,943
EMPLOYEE BENEFITS	2,223,951	2,512,992	2,561,895	337,584	2,224,311	13.18%	12.87%	11.70%	14,185	323,399	260,303
PURCHASED SERVICES	3,795,640	4,342,464	4,440,752	438,975	4,001,777	9.89%	9.85%	4.57%	11,298	427,677	173,631
SUPPLIES	890,342	742,772	773,369	340,974	432,395	44.09%	48.25%	37.98%	(17,412)	358,386	338,195
EQUIPMENT	1,128,431	1,122,686	1,084,745	237,012	847,733	21.85%	21.22%	42.57%	(1,211)	238,223	480,370
DEBT SERVICE	0	0	0	0	0	0.00%	0.00%	0.00%	0	0	0
OTHER EXPENDITURES	21,215	119,374	26,150	18,576	7,574	71.04%	13.44%	66.00%	2,531	16,045	14,002
OTHER FINANCING USES	0	0	0	0	0	0.00%	0.00%	0.00%	0	0	16
<b>TOTALS</b>	<b>16,404,047</b>	<b>18,300,473</b>	<b>18,803,597</b>	<b>2,641,989</b>	<b>16,161,608</b>	<b>14.05%</b>	<b>14.30%</b>	<b>13.70%</b>	<b>24,174</b>	<b>2,617,815</b>	<b>2,247,444</b>

EXPENDITURES (PROGRAM SERIES)						June 30, 2024	June 30, 2023	June 30, 2022	Current YTD vs. PYTD	September 30, 2022	September 30, 2021
	June 30, 2022	June 30, 2023	Adopted Budget	Expended YTD	Budget Remaining	% of Budget Expended	% of Actuals Expended	% of Actuals Expended			
SITE ADMINISTRATION	287,209	320,461	325,209	75,176	250,033	23.12%	21.40%	21.89%	6,588	68,588	62,879
DISTRICT ADMINISTRATION	69,508	68,996	74,691	20,532	54,159	27.49%	28.57%	34.54%	819	19,712	24,011
SUPPORT SERVICES	245,155	250,828	300,137	164,922	135,215	54.95%	54.83%	46.40%	27,390	137,533	113,746
REGULAR INSTRUCTION	2,522,391	3,033,317	3,013,938	160,612	2,853,326	5.33%	6.56%	4.87%	(38,433)	199,046	122,900
EXTRA-CURRICULAR ACTIVITES	0	0	0	0	0	0.00%	0.00%	0.00%	0	0	0
VOCATIONAL INSTRUCTION	351,614	299,927	385,019	35,138	349,881	9.13%	11.70%	9.44%	39	35,099	33,205
SPECIAL EDUCATION	9,014,155	10,162,969	10,478,105	1,547,621	8,930,484	14.77%	15.17%	11.38%	6,247	1,541,374	1,025,895
COMMUNITY SERVICES	0	0	0	0	0	0.00%	0.00%	0.00%	0	0	0
INSTRUCTIONAL SUPPORT	698,392	752,469	553,089	215,926	337,163	39.04%	23.91%	34.68%	35,997	179,930	242,211
PUPIL SUPPORT SERVICES	1,800,017	1,982,331	2,197,000	202,505	1,994,495	9.22%	9.26%	7.15%	18,925	183,580	128,771
FACILITIES	1,415,606	1,429,174	1,476,409	219,556	1,256,853	14.87%	17.70%	34.88%	(33,397)	252,954	493,816
OTHER FINANCING USES	0	0	0	0	0	0.00%	0.00%	0.00%	0	0	0
<b>TOTALS</b>	<b>16,404,047</b>	<b>18,300,473</b>	<b>18,803,597</b>	<b>2,641,989</b>	<b>16,161,608</b>	<b>14.05%</b>	<b>14.30%</b>	<b>13.70%</b>	<b>24,174</b>	<b>2,617,815</b>	<b>2,247,434</b>

SUMMARY - ALL FUNDS						June 30, 2024	June 30, 2023	June 30, 2022	Current YTD vs. PYTD	September 30, 2022	September 30, 2021
	June 30, 2022	June 30, 2023	Adopted Budget	YTD	Budget Remaining	% of Budget Expended	% of Actuals Expended	% of Actuals Expended			
<b>SUMMARY</b>											
REVENUE	16,288,710	18,005,558	18,721,323	3,094,755	15,626,568	16.53%	17.18%	15.87%	2,232	3,092,523	2,584,487
EXPENDITURES	16,404,047	18,300,473	18,803,597	2,641,989	16,161,608	14.05%	14.30%	13.70%	24,174	2,617,815	2,247,444
SPENDING VARIANCE	(115,336)	(294,915)	(82,274)	452,766	N/A	N/A	N/A	N/A	(21,942)	474,708	337,043

**Goodhue County Ed District  
Reconciliation Worksheet Report  
09/30/2023**

Audit No	Statement Date	Co	Bank Code	Bank Name/Description
1521	09/30/2023	6051	MERC	MERCHANTS BANK GENERAL

**Worksheet has been Finalized**

Statement Amount	784,352.22
Deposits in Transit	0.00
<b><u>Outstanding Payments</u></b>	
Checks	219,806.14
Wires	129,682.79
SHR - Payments	0.00
SHR - Third Party	0.00
Cash	0.00
ACH	268,093.84
<b>Adjustment Amount</b>	<b>(11,722.77)</b>
<b>Amount Per Bank</b>	155,046.68
<b>GL Account Balance</b>	155,046.68
<b>Difference</b>	0.00

<b>Co</b>	<b>L</b>	<b>Fd</b>	<b>Org</b>	<b>Pro</b>	<b>Crs</b>	<b>Fin</b>	<b>O/S</b>		<b>Ty</b>
6051	B	01	101	000					F

		<b>Adjustments</b>			
Manual	09/30/2023	EBC	Wire	62.50	RECORDED IN OCT
Manual	09/30/2023	MN REVENL	Wire	37.58	RECORDED IN OCT
Manual	09/30/2023	SWEEP	Deposit	(11,822.85)	FROM SWEEP

## **Business Manager Report 11-2-23**

### **Budget 2022-23 as of 6/30/23**

This is our fourth look at year end 6-30-23. We have earned \$18,005,558 or 99.85% of the revised budget. We have expended \$18,300,473 or 100.52% of the revised budget. The expenditure budget was very close to budget, except for the pension adjustment (\$95,462) which hits both revenue and expense as an audit entry. Without the pension adjustment, expenses were within \$8. On the revenue side, without the pension adjustment, we would be \$69,125 short on meeting our revenue budget. Most notably, this is in MA revenue. When we first started billing Fernbrook services, DHS overpaid us due to inflated per encounter rates. Any claims since that point have been going to pay down the over payment, with no actual payments to GCED. I thought we were going to push into the black with DHS in 22-23 and we'd start receiving payments, but that was not the case.

### **Budget 2023-24 as of 9/30/23**

We have received \$3,094,755 or 16.53% of the adopted budget, compared to 17.18% at Sept 30, 2022 and 15.87% at Sept 30, 2021. We have expended \$2,641,989 or 14.05% of the adopted expense budget, compared to 14.30% at Sept 30, 2022 and 13.70% at Sept 30, 2021.

### **Cash Flow**

For your information. It is still very low in late winter, but there are some aids that we are entitled to that are still not showing up on our state aid reports, which is not unusual for this time of year. An example would be Q-comp.

### **Sept Bank Rec**

For your information



**GOODHUE CO ED DISTRICT  
2023-24 CASH FLOW  
AS OF 10-26-23**

**JULY**

DATE	ACCOUNTS PAYABLE	PAYROLL	MISC. RECEIPTS	STATE AID	FEDERAL GRANT	RUNNING BALANCE
7/1/2023	-	-	1,603.57	-	-	1,003,056.61
7/1/2023	-	-	-	-	-	1,003,056.61
7/9/2023	-	-	-	-	-	1,003,056.61
7/15/2023	(271,391.34)	(277,664.68)	67,837.20	314,930.30	-	836,768.09
7/20/2023	(308,213.95)	-	1,090.37	-	-	529,644.51
7/31/2023	(178,383.28)	(240,492.18)	276,079.02	77,677.55	61,780.51	526,306.13
<b>ENDING BALANCE</b>	<b>(757,988.57)</b>	<b>(518,156.86)</b>	<b>346,610.16</b>	<b>392,607.85</b>	<b>61,780.51</b>	<b>526,306.13</b>

**AUGUST**

DATE	ACCOUNTS PAYABLE	PAYROLL	MISC. RECEIPTS	STATE AID	FEDERAL GRANT	RUNNING BALANCE
8/1/2023	(453,695.56)	-	151,257.20	-	212,697.05	436,564.82
8/4/2023	-	-	-	-	-	436,564.82
8/15/2023	(214,977.22)	(318,114.24)	1,090.37	370,141.37	-	274,705.10
8/17/2023	(357,589.07)	-	454,841.60	-	113,877.73	485,835.36
8/30/2023	(1,198,597.93)	(269,155.08)	907,932.32	573,071.30	183,809.99	682,895.96
<b>ENDING BALANCE</b>	<b>(2,224,859.78)</b>	<b>(587,269.32)</b>	<b>1,515,121.49</b>	<b>943,212.67</b>	<b>510,384.77</b>	<b>682,895.96</b>

**SEPTEMBER**

DATE	ACCOUNTS PAYABLE	PAYROLL	MISC. RECEIPTS	STATE AID	FEDERAL GRANT	RUNNING BALANCE
9/1/2023	(38,522.02)	-	29,566.64	-	-	673,940.58
9/15/2023	(323,063.52)	(248,185.80)	-	107,402.03	-	210,093.29
9/17/2023	-	-	592,277.48	-	-	802,370.77
9/30/2023	(770,976.32)	(275,607.55)	33,543.63	321,807.92	43,908.23	155,046.68
<b>ENDING BALANCE</b>	<b>(1,132,561.86)</b>	<b>(523,793.35)</b>	<b>655,387.75</b>	<b>429,209.95</b>	<b>43,908.23</b>	<b>155,046.68</b>

**OCTOBER**

DATE	ACCOUNTS PAYABLE	PAYROLL	MISC. RECEIPTS	STATE AID	FEDERAL GRANT	RUNNING BALANCE
10/1/2023	-	-	-	-	-	155,046.68
10/9/2023	-	-	890,886.69	-	195,059.91	1,240,993.28
10/15/2023	(914,373.55)	(254,961.51)	379,993.20	93,170.11	-	544,821.53
10/20/2023	-	-	340,498.67	-	-	885,320.20
10/31/2023	(450,229.29)	(258,702.57)	1,719.27	159,410.99	-	337,518.60
<b>ENDING BALANCE</b>	<b>(1,364,602.84)</b>	<b>(513,664.08)</b>	<b>1,613,097.83</b>	<b>252,581.10</b>	<b>195,059.91</b>	<b>337,518.60</b>

**NOVEMBER**

DATE	ACCOUNTS PAYABLE	PAYROLL	MISC. RECEIPTS	STATE AID	FEDERAL GRANT	RUNNING BALANCE
11/1/2023	(149,275.40)	-	-	-	-	188,243.21
11/5/2023	-	-	304,514.00	-	8,112.06	500,869.27
11/15/2023	(291,320.16)	(275,242.82)	-	92,231.29	-	26,537.58
11/20/2023	-	-	279,966.57	-	572,888.12	879,392.27
11/30/2023	(194,871.27)	(274,325.97)	1,413.86	147,570.06	-	559,178.95
<b>ENDING BALANCE</b>	<b>(635,466.82)</b>	<b>(549,568.79)</b>	<b>585,894.43</b>	<b>239,801.35</b>	<b>581,000.18</b>	<b>559,178.95</b>

**DECEMBER**

DATE	ACCOUNTS PAYABLE	PAYROLL	MISC. RECEIPTS	STATE AID	FEDERAL GRANT	RUNNING BALANCE
12/1/2023	(219,349.34)	-	200,911.20	-	-	540,740.81
12/8/2023	-	-	-	-	-	540,740.81
12/15/2023	(250,497.73)	(277,166.89)	162,078.57	202,908.84	-	378,063.60
12/20/2023	-	-	190,157.97	-	-	568,221.57
12/31/2023	(213,545.88)	(275,250.59)	2,919.06	110,677.55	-	193,021.71
<b>ENDING BALANCE</b>	<b>(683,392.95)</b>	<b>(552,417.48)</b>	<b>556,066.81</b>	<b>313,586.39</b>	<b>-</b>	<b>193,021.71</b>

**JANUARY**

DATE	ACCOUNTS PAYABLE	PAYROLL	MISC. RECEIPTS	STATE AID	FEDERAL GRANT	RUNNING BALANCE
1/1/2024	-	(1,682.11)	-	-	-	191,339.60
1/8/2024	(326,791.08)	-	166,211.46	-	-	30,759.98
1/15/2024	(982,352.01)	(255,474.21)	213,382.30	261,219.20	-	(732,464.75)
1/20/2024	-	-	269,697.23	-	244,075.28	(218,692.24)
1/31/2024	(181,560.52)	(264,091.43)	2,012.50	208,975.36	-	(453,356.33)
<b>ENDING BALANCE</b>	<b>(1,490,703.61)</b>	<b>(521,247.75)</b>	<b>-</b>	<b>651,303.49</b>	<b>470,194.55</b>	<b>244,075.28</b>

**FEBRUARY**

DATE	ACCOUNTS PAYABLE	PAYROLL	MISC. RECEIPTS	STATE AID	FEDERAL GRANT	RUNNING BALANCE
2/1/2024	(116,959.54)	-	345,682.58	-	-	(224,633.30)
2/15/2024	(426,339.87)	(265,973.28)	246,237.98	208,975.36	-	(461,733.12)
2/20/2024	-	-	14,327.70	-	-	(447,405.42)
2/28/2024	(186,923.57)	(266,872.80)	270,194.10	261,219.20	-	(369,788.50)
<b>ENDING BALANCE</b>	<b>(730,222.98)</b>	<b>(532,846.08)</b>	<b>-</b>	<b>876,442.35</b>	<b>470,194.55</b>	<b>-</b>

**MARCH**

DATE	ACCOUNTS PAYABLE	PAYROLL	MISC. RECEIPTS	STATE AID	FEDERAL GRANT	RUNNING BALANCE
3/1/2024	(288,674.79)	-	336,146.24	-	151,490.33	(170,826.71)
3/15/2024	(295,519.40)	(264,021.67)	246,204.30	261,219.20	6,913.65	(216,030.64)
3/20/2024	-	-	478,592.70	-	-	262,562.06
3/31/2024	(362,618.84)	(273,372.60)	1,386.63	313,463.03	-	(58,579.72)
<b>ENDING BALANCE</b>	<b>(946,813.03)</b>	<b>(537,394.27)</b>	<b>-</b>	<b>1,062,329.88</b>	<b>574,682.23</b>	<b>158,403.98</b>

**APRIL**

DATE	ACCOUNTS PAYABLE	PAYROLL	MISC. RECEIPTS	STATE AID	FEDERAL GRANT	RUNNING BALANCE
4/9/2024	-	-	125,236.15	-	-	66,656.43
4/15/2024	(488,259.53)	(261,480.11)	225,072.05	208,975.36	-	(249,035.80)
4/20/2024	-	-	93,363.06	-	-	(155,672.74)
4/30/2024	(355,976.51)	(259,263.26)	329,833.43	416,424.47	-	(24,654.61)
<b>ENDING BALANCE</b>	<b>(844,236.04)</b>	<b>(520,743.37)</b>	<b>-</b>	<b>773,504.69</b>	<b>625,399.83</b>	<b>-</b>

**MAY**

DATE	ACCOUNTS PAYABLE	PAYROLL	MISC. RECEIPTS	STATE AID	FEDERAL GRANT	RUNNING BALANCE
5/1/2024	-	-	291,994.34	-	382,388.63	649,728.36
5/15/2024	(288,502.97)	(268,058.67)	283,996.76	261,219.20	-	638,382.67
5/20/2024	(147,703.02)	-	-	-	-	490,679.66
5/31/2024	(186,948.50)	(262,635.26)	263,483.51	261,219.20	-	565,798.60
<b>ENDING BALANCE</b>	<b>(623,154.49)</b>	<b>(530,693.93)</b>	<b>-</b>	<b>839,474.61</b>	<b>522,438.39</b>	<b>382,388.63</b>

**JUNE**

DATE	ACCOUNTS PAYABLE	PAYROLL	MISC. RECEIPTS	STATE AID	FEDERAL GRANT	RUNNING BALANCE
6/1/2024	(347,246.70)	-	-	-	-	218,551.91
6/15/2024	(220,134.69)	(312,365.26)	10.07	-	3,130.49	(310,807.48)
6/20/2024	(41,332.37)	-	331,882.75	261,219.20	-	240,962.10
6/30/2024	(200,925.38)	(277,724.64)	228,403.71	-	211,220.84	201,936.62
<b>ENDING BALANCE</b>	<b>(809,639.14)</b>	<b>(590,089.90)</b>	<b>-</b>	<b>560,296.53</b>	<b>261,219.20</b>	<b>214,351.33</b>

<b>TOTALS</b>	<b>(12,243,642.11)</b>	<b>(6,477,885.20)</b>	<b>-</b>	<b>10,035,530.01</b>	<b>5,495,128.06</b>	<b>2,391,352.82</b>	<b>201,936.62</b>
---------------	------------------------	-----------------------	----------	----------------------	---------------------	---------------------	-------------------



# **Imagine. Explore. Persist.**

## **Enhancing Educational Opportunities Through Interdistrict Cooperation**

**GCED**

**As a district, we are committed to the success of all students by ensuring access to high-quality instruction responsive to their needs and delivered by effective and culturally responsive educators.**



# STRATEGIC PLAN

01

**MTSS**

02

**Effective  
Networking  
Meetings**

03

**Onboarding  
of Admin**

# READING CENTER

for Prevention and Early  
Intervention

24



## Reading Center Improvement Overview

Dr. Weston Johnson  
Coordinator of Early Reading Interventions &  
Dyslexia Specialist



10/27/2023



## DR. WESTON JOHNSON

### ROLES

Coordinator of Early Reading Intervention Services

Dyslexia Specialist

Instructional Coach

### ABOUT

Dr. Weston Johnson is a dedicated educational professional with a passion for supporting struggling readers.

For over a decade, he has worked to improve reading instruction for all students.

As a dyslexia specialist, he forms partnership with teachers and parents to overcome learning challenges.

### EDUCATION

Learning Disabilities, B.S.

K-12 Reading Specialist, Certificate

Literacy Education, M.A.

Organizational Leadership, Ed.D.

# HISTORY WITH GCED

---

**GCED Formed with a Purpose to Support Member Districts**

## **Coaches for ALL Districts**

GCED Purpose: Improve Education Based on Research

GCED Strategic Plan: MTSS (and Universal Screening)

Coordinated Early Intervention Services (CEIS)

## **Member District Universal Screening**

Established a Common Screening Framework

Support for Annual System Set Up

Assessment and Data Training

Data Reports and Improvement Planning

Coaches Supporting Coaches

## **GCED Reading Center**

A Landing Page for Parents and Educators

Aligns with Original Coaching Focus on Literacy



# OUR MISSION

The Reading Center's mission is to ensure all students receive high-quality reading instruction, achieve reading proficiency, and grow into lifelong readers.

# OUR VISION

The Reading Center's vision is to see teachers and parents forming partnerships to provide high-quality reading instruction that supports all students based on their needs to become readers.



# READING CENTER

We do better when we ALL do better. ALL students. ALL districts.



28

Our strongest identities are formed by the communities to which we belong.

Visit Us

[www.gced.k12.mn.us/readingcenter](http://www.gced.k12.mn.us/readingcenter)

**FREE**



## **SERVICES**

---

Assessment Review

Training

Additional Testing

Problem-Solving

Intervention Resources & Materials

# IMPROVEMENT PROJECTS

---

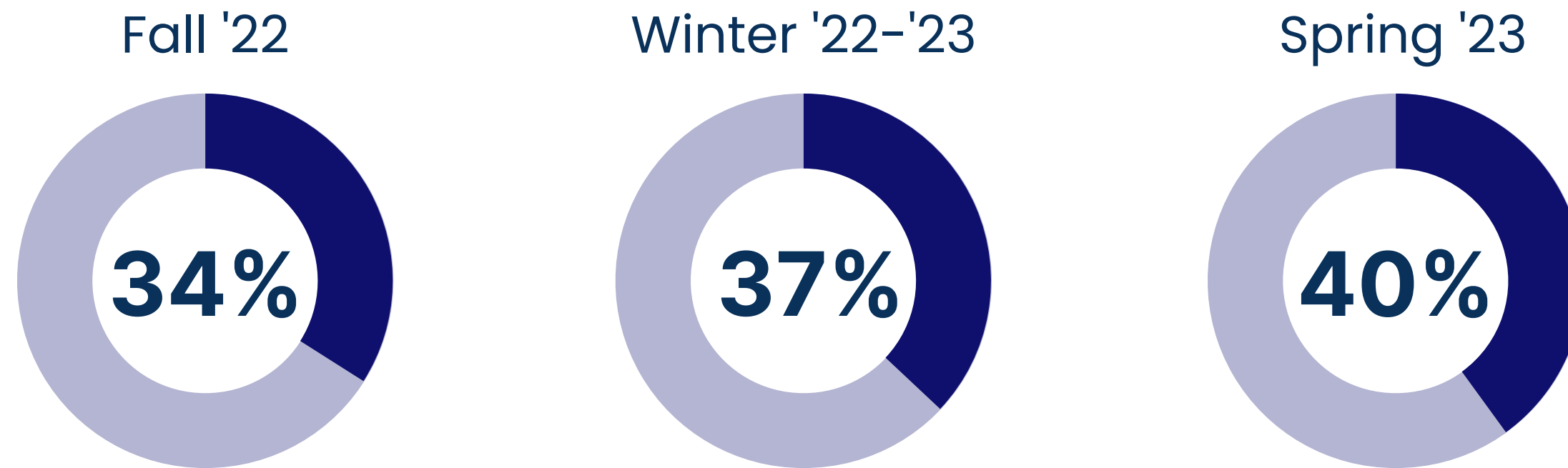
## Tier 1 Improvement



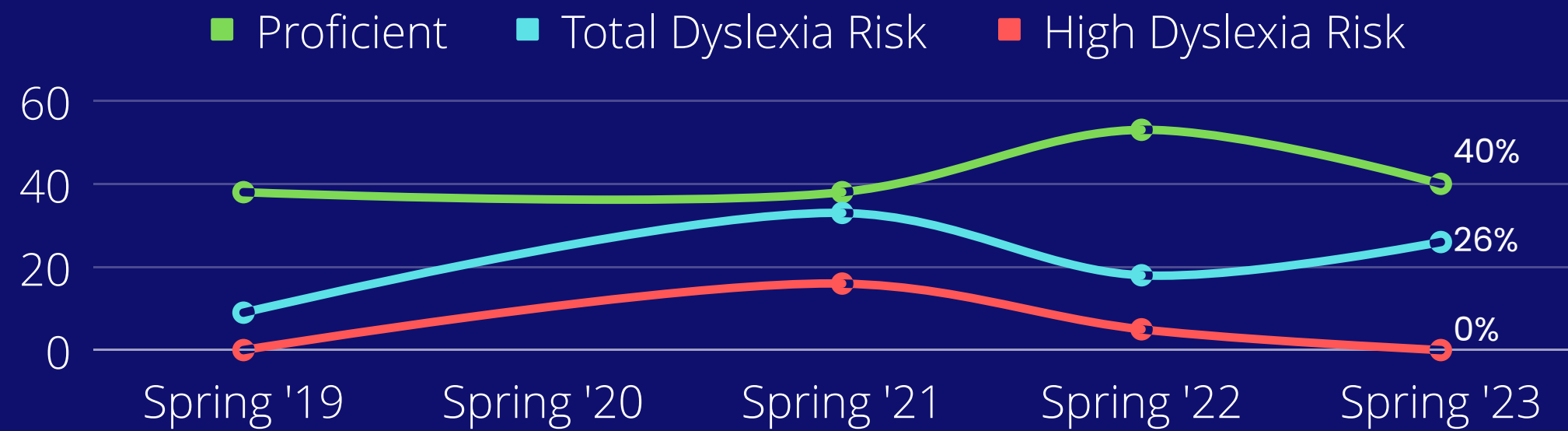
## Reading Program: Year 2 (Kenyon-Wanamingo, Grade 1)

This is Year 2 of the reading program pilot to improve Tier 1 foundational reading outcomes toward 80% proficiency. Kenyon-Wanamingo Schools is piloting the program. In Year 2, support extends to Grade 1. The program is designed to supplement existing instruction, support teachers with implementation, and form parent partnerships through the GCED Reading Center. Future years will extend the program to additional school districts and grade levels if successful.

# KW Foundational Reading Proficiency



## Foundational Reading (Historical Outcomes)




Note 1: No 2020 data due to COVID-19.

Note 2: Data is percentage of kindergarten students (require fall and spring scores).

# APPROACHES & OPTIONS

---

## Tier 1 Improvement



**Full Lesson Supplement**  
(KW is using)

**Streamlined Lesson Supplement**

**Key Practices Implemented**  
(SOR Cohort. Use with any program)

**Complete ELA Block Adjustment**  
(future possibility)



# PROJECT TIMELINE

## Tier 1 Improvement

### 1. Prior to School Year

Email Parents to Practice Letter Names  
Rdg. Lesson Training Modules  
Implementation Meeting w/ Teachers  
Develop Rdg. Center Communication Plan

### 3. Mid-Year

Continue Reading Lessons  
Review and Analyze Data

**Adjust Whole Group Instruction**

**Tier 2 and Tier 3 Planning**

**Continue Parent & Family Communication**

**Begin Considering Year 2 of Project**

### 2. Start to School Year

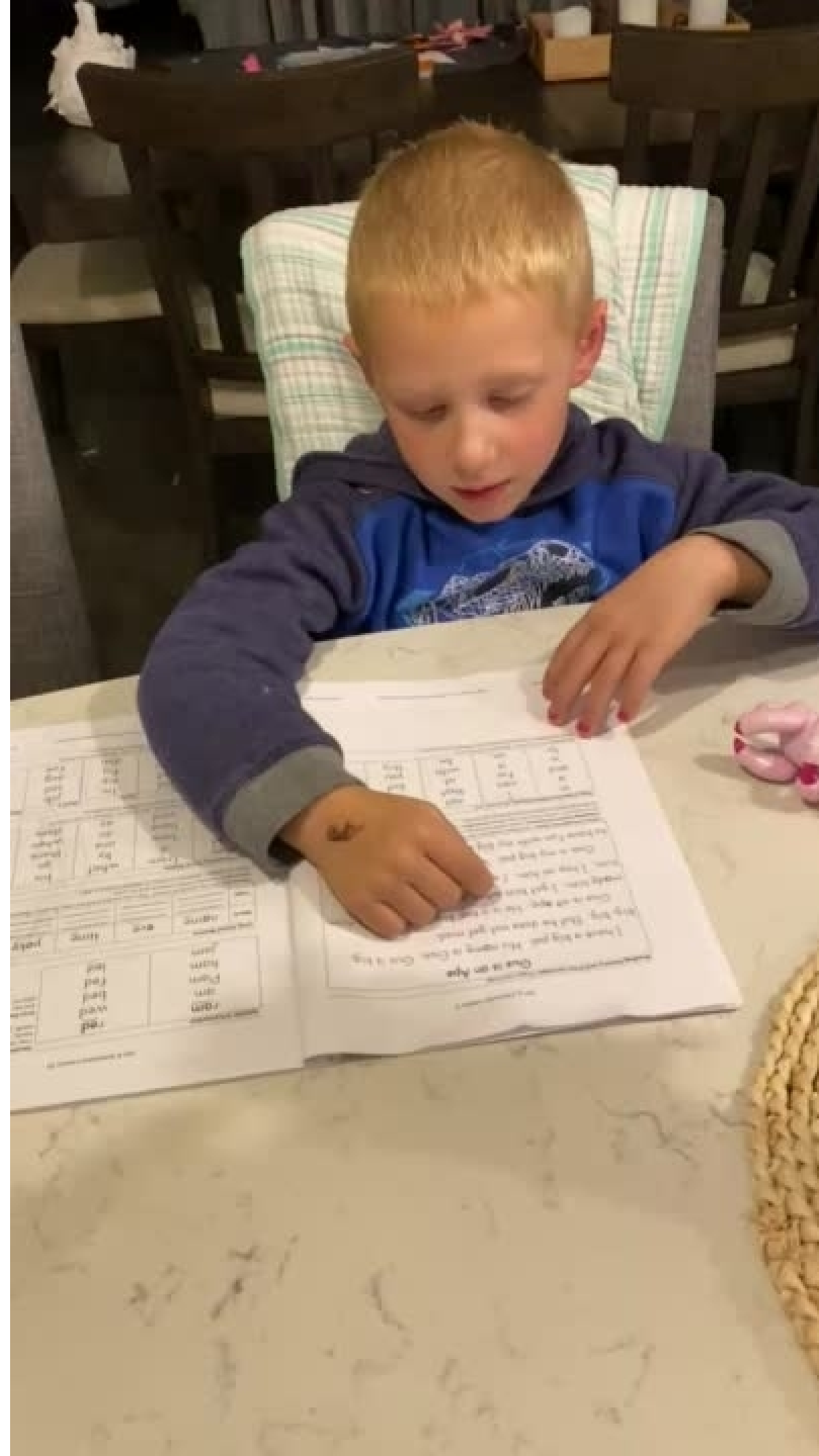
Begin Reading Lessons  
Target Letter Names with Add'l Support  
Implementation Check-ins  
Fidelity Observation Checks

### 4. End-of-Year

Summarize Effectiveness  
Extended Year Support to Parents & Families  
Determine Next Steps for Year 2

5yr Old  
(started gr. k)

End of Kindergarten  
Lessons

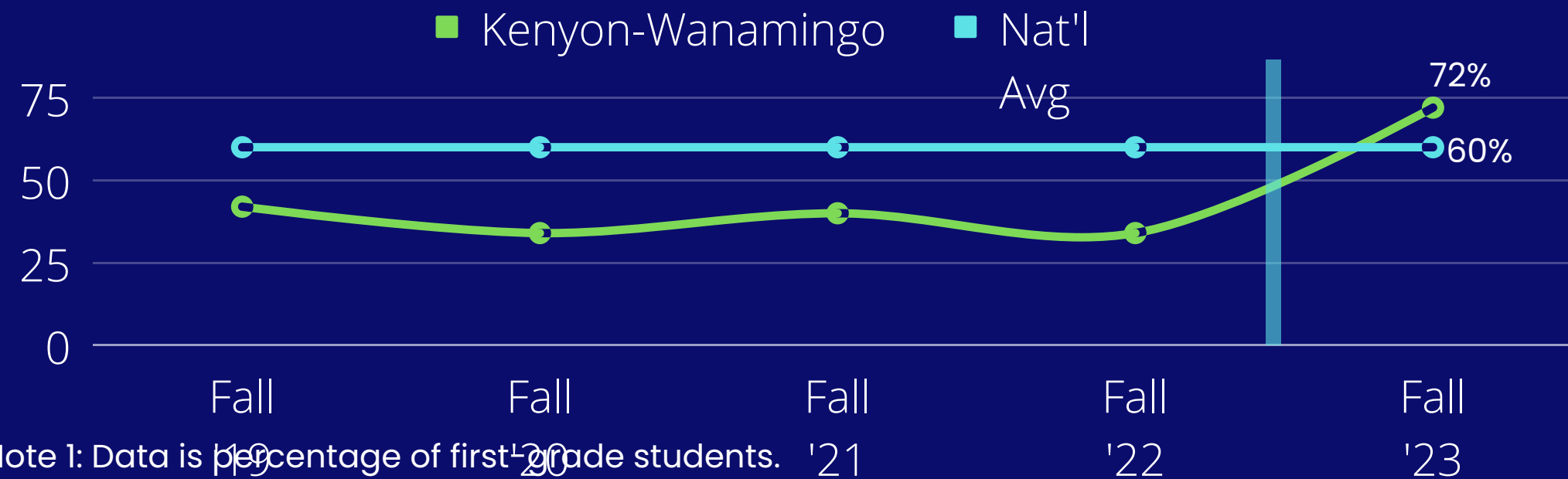


# KW Foundational Reading Proficiency



Historical	Improvement	GCED Rank
<b>BEST</b> KW fall proficiency levels	<b>+38%</b> more students proficient than last year	<b>1st</b> out of 6

## Foundational Reading Proficiency (Historical Fall)



Note 1: Data is percentage of first-grade students.  
 Note 2: Improvement project line between Fall '21 and Fall '22.

# Reading Project Recognition

---

The Tier 1 Improvement Pilot in KW has shown **AMAZING** improvement because of a dedicated group of **AMAZING** educators supporting students across tiers, grades, & services.

36

STACY MAKI

TONY DONKERS

KATIE VALEK

KATIE BENBROOKS

YVETTE STEVENSON

STEPHANIE ENNIS

TANYA SHORT

TRACEY FLOM

DEANNA LURKEN

MADISON ANDRIST

REBECCA QUELLE

STEPHANIE WUNDERLICH

ARELY RAMIREZ

JAKE WIEME

MARDELL WAY

<b>KW Reading Improvement Scale</b>		
<b>4</b>	<b>85% - 95% (+) Proficient</b>	<b>GCED-Wide Stretch Goal</b>
<b>3</b>	<b>75% - 84% Proficient</b>	<b>GCED-Wide Goal</b>
<b>2</b>	<b>65% - 74% Proficient</b>	<b>Successful KW Improvement</b>
<b>1</b>	<b>55% - 64% Proficient</b>	<b>Insufficient Improvement</b>
<b>0</b>	<b>&lt; 55% Proficient</b>	<b>Unsuccessful Improvement</b>

# DISTRICT SUPPORT

---

## Cannon Falls

SPED Intervention

SOR Cohort (1)

Parent Participation at Home (4)

## Goodhue

SPED Intervention

## Kenyon-Wanamingo

Tier 1 Intervention

Tier 2-3 Aligned Intervention

Parent Participation at Home (2)

## RBEC

SPED Intervention

## 5RO

SPED Intervention

SOR Cohort (4)

## Lake City

SPED Intervention

SOR Cohort (1)

Data Training

## Red Wing

SPED Intervention

SOR Cohort (1)

## Zumbrota-Mazeppa

SOR Cohort (2)

# 1st Grade Fall earlyReading

Proficiency



## Learn to Read (LtR) for Grades K-2 References

Young, N. (2017). The Ladder of Reading. Retrieved from <https://www.nancyyoung.ca/ladder-of-reading-and-writing>.

Lyon, R. (1998). Reid Lyon's Testimony to the US House of Representatives, Subcommittee on Education Reform.

Lyon, R. (1998) Overview of NICHD reading and literacy initiatives, U.S. Senate Committee on Labor and Human Resources, United States Congress, Congressional Printing Office.

National Institute of Child Health and Human Development. (2000). Report of the National Reading Panel. Teaching children to read: An evidence-based assessment of the scientific research literature on reading and its implications for reading instruction (NIH Publication No. 00-4769), U.S. Government Printing Office.

# 1st Grade Fall earlyReading

Proficiency



## Learn to Read (LtR) for Grades K-2 References

Young, N. (2017). The Ladder of Reading. Retrieved from <https://www.nancyyoung.ca/ladder-of-reading-and-writing>.

Lyon, R. (1998). Reid Lyon's Testimony to the US House of Representatives, Subcommittee on Education Reform.

Lyon, R. (1998) Overview of NICHD reading and literacy initiatives, U.S. Senate Committee on Labor and Human Resources, United States Congress, Congressional Printing Office.

National Institute of Child Health and Human Development. (2000). Report of the National Reading Panel. Teaching children to read: An evidence-based assessment of the scientific research literature on reading and its implications for reading instruction (NIH Publication No. 00-4769), U.S. Government Printing Office.



[www.gced.k12.mn.us/readingcenter](http://www.gced.k12.mn.us/readingcenter)

# Imagine. Explore. Persist.

Enhancing Educational Opportunities Through Interdistrict Cooperation



As a district, we are committed to the success of all students by ensuring access to high-quality instruction responsive to their needs and delivered by effective and culturally responsive educators.

1

**GCED STRATEGIC PLAN**

- 01 MTSS
- 02 Effective Networking Meetings
- 03 Onboarding of Admin

2

## READING GCED CENTER for Prevention and Early Intervention



### Reading Center Improvement Overview

**Dr. Weston Johnson**  
Coordinator of Early Reading Interventions & Dyslexia Specialist



10/27/2023

3



**DR. WESTON JOHNSON**

<p><b>ROLES</b></p> <ul style="list-style-type: none"> <li>Coordinator of Early Reading Intervention Services</li> <li>Dyslexia Specialist</li> <li>Instructional Coach</li> </ul>	<p><b>ABOUT</b></p> <p>Dr. Weston Johnson is a dedicated educational professional with a passion for supporting struggling readers. For over a decade, he has worked to improve reading instruction for all students. As a dyslexia specialist, he forms partnership with teachers and parents to overcome learning challenges.</p>	<p><b>EDUCATION</b></p> <ul style="list-style-type: none"> <li>Learning Disabilities, B.S.</li> <li>K-12 Reading Specialist, Certificate</li> <li>Literacy Education, M.A.</li> <li>Organizational Leadership, Ed.D.</li> </ul>
--	---	---

4

### HISTORY WITH GCED

GCED Formed with a Purpose to Support Member Districts

**Coaches for ALL Districts**

GCED Purpose: Improve Education Based on Research  
GCED Strategic Plan: MTSS (and Universal Screening)  
Coordinated Early Intervention Services (CEIS)

**Member District Universal Screening**

Established a Common Screening Framework  
Support for Annual System Set Up  
Assessment and Data Training  
Data Reports and Improvement Planning  
Coaches Supporting Coaches

**GCED Reading Center**

A Landing Page for Parents and Educators  
Aligns with Original Coaching Focus on Literacy

5



## OUR MISSION

The Reading Center's mission is to ensure all students receive high-quality reading instruction, achieve reading proficiency, and grow into lifelong readers.

## OUR VISION

The Reading Center's vision is to see teachers and parents forming partnerships to provide high-quality reading instruction that supports all students based on their needs to become readers.

6

**FREE**

**SERVICES**

- Assessment Review
- Training
- Additional Testing
- Problem-Solving
- Intervention Resources & Materials

7

**IMPROVEMENT PROJECTS**

**Tier 1 Improvement**

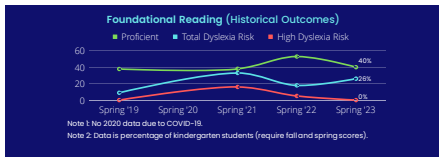
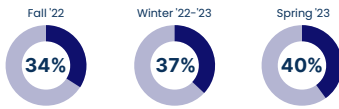


**Reading Program: Year 2**  
(Kenyon-Wanamingo, Grade 1)

This is Year 2 of the reading program pilot to improve Tier 1 foundational reading outcomes toward 80% proficiency. Kenyon-Wanamingo Schools is piloting the program. In Year 2, support extends to Grade 1. The program is designed to supplement existing instruction, support teachers with implementation, and form parent partnerships through the GCED Reading Center. Future years will extend the program to additional school districts and grade levels if successful.

8

**KW Foundational Reading Proficiency**



9

**APPROACHES & OPTIONS**

**Tier 1 Improvement**



**Full Lesson Supplement**  
(KW is using)

**Streamlined Lesson Supplement**

**Key Practices Implemented**  
(SOR Cohort. Use with any program)

**Complete ELA Block Adjustment**  
(future possibility)

10

**PROJECT TIMELINE**

**Tier 1 Improvement**

**1. Prior to School Year**

Email Parents to Practice Letter Names  
Rdg. Lesson Training Modules  
Implementation Meeting w/ Teachers  
Develop Rdg. Center Communication Plan

**2. Start to School Year**

Begin Reading Lessons  
Target Letter Names with Add'l Support  
Implementation Check-ins  
Fidelity Observation Checks

**3. Mid-Year**

Continue Reading Lessons  
Review and Analyze Data

**Adjust Whole Group Instruction**

**Tier 2 and Tier 3 Planning**

Continue Parent & Family Communication  
Begin Considering Year 2 of Project

**4. End-of-Year**

Summarize Effectiveness  
Extended Year Support to Parents & Families  
Determine Next Steps for Year 2

11

**KW Foundational Reading Proficiency**

Historical    Improvement    GCED Rank

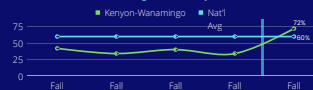
**BEST**  
KW fall  
proficiency  
levels

**+38%**  
more students  
proficient than last  
year

**1st**  
out of 6



**Foundational Reading Proficiency (Historical Fall)**



12

# Reading Project Recognition

The Tier 1 Improvement Pilot in KW has shown **AMAZING** improvement because of a dedicated group of **AMAZING** educators supporting students across tiers, grades, & services.

STACY MAKI      TONY DONKERS      KATIE VALEK      KATIE BENBROOKS  
 YVETTE STEVENSON      STEPHANIE ENNIS      TANYA SHORT  
 TRACEY FLOM      DEANNA LURKEN      MADISON ANDRIST  
 REBECCA QUELLE      STEPHANIE WUNDERLICH  
 ARELY RAMIREZ      JAKE WIEME      MARDELL WAY

13

KW Reading Improvement Scale		
4	85% - 95% (+) Proficient	GCED-Wide Stretch Goal
3	75% - 84% Proficient	GCED-Wide Goal
2	65% - 74% Proficient	Successful KW Improvement
1	55% - 64% Proficient	Insufficient Improvement
0	< 55% Proficient	Unsuccessful Improvement

14

## DISTRICT SUPPORT

**Cannon Falls**  
 SPED Intervention  
 SOR Cohort (1)  
 Parent Participation at Home (4)

**Goodhue**  
 SPED Intervention

**Kenyon-Wanaminge**  
 Tier 1 Intervention  
 Tier 2-3 Aligned Intervention  
 Parent Participation at Home (2)

**BREC**  
 SPED Intervention

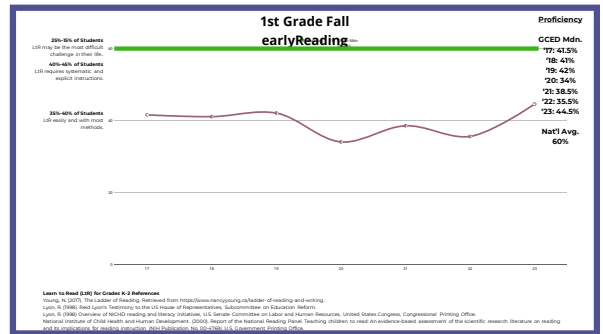
**SRO**  
 SPED Intervention  
 SOR Cohort (4)

**Lake City**  
 SPED Intervention  
 SOR Cohort (1)  
 Data Training

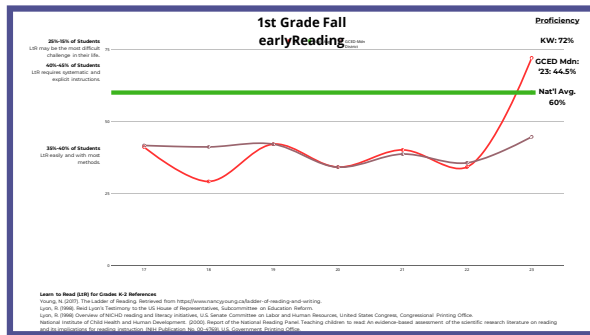
**Red Wing**  
 SPED Intervention  
 SOR Cohort (1)

**Zumbrota-Mazeppa**  
 SOR Cohort (2)

15



16



17



[www.gced.k12.mn.us/readingcenter](http://www.gced.k12.mn.us/readingcenter)

18

# Science of Reading Cohort

## What? So What? Now What?

### What?

The GCED Reading Center is offering a yearlong professional learning course on the science of reading, including optional virtual discussion dates. This is partnership with aLEARNcoach LLC.

### So What?

- The science of reading helps us understand how the brain processes written language and how individuals learn to read. It provides insight into the best practices for teaching reading and developing literacy skills.
- Understanding how multiple reading skills develop and interact can help educators identify and address reading difficulties early on and provide appropriate interventions to support ALL readers.

### Now What?

- Complete training on the science of Reading.
- Participate in virtual cohort meetings to discuss application and troubleshoot implementation challenges.
- Receive ongoing coaching to support to implement evidence-based reading practices.

**Join Us**



[Sign-up Link](#)

Provided By



# FAQs

---

## Who Can Attend?

- GCED PK through Grade 6 teachers, reading interventionists, instructional coaches, and administrators.

## Do I have to complete all training modules?

- Completion of all of the science of reading training modules is required to earn a teacher CEU certificate.

## When will I have time to complete all training modules?

- We ask that district administrators and teachers consider completion during the following: teacher prep time, PD days, flex PD, PLC time, and other opportunities.

## Do I have to attend all cohort meetings?

- Cohort discussion meetings are optional, but we are using the meetings to further build relationships across GCED to support reading improvement.
- Come for all or some of the meetings. (*Note: There is no district compensation for attendance.*)

## What science of reading topics are addressed?

- The Science of Reading and the Reading Brain (10/26 @ 3pm)
- Phonological Awareness (11/30 @ 3pm)
- Phonics-Based Decoding (12/14 @ 3pm)
- Developmental Spelling (1/25 @ 3pm)
- Advanced Word Recognition and Spelling (2/29 @ 3pm)
- Reading Fluency (3/14 @ 3pm)
- Comprehension and Vocabulary (4/25 @ 3pm)
- Diverse Learners, inc. cultural and linguistic diversity (5/16 @ 3pm)

[Google Meet Link](#)

46

Join Us 

- C. GoalBook Implementation
- V. **New Business:**
  - A. First Reading Policy 70 Remote Work Policy

**70 REMOTE WORK POLICY**

**I. PURPOSE**

The purpose of this policy is to provide remote work opportunities for Goodhue County Education District staff as necessary and appropriate.

**II. REMOTE WORK ELIGIBILITY DEFINITIONS**

- A. Full-Time Remote  
Eligible for Full-Time, 5 days a week remote work.
- B. Hybrid Remote  
Eligible for a regular remote work schedule, up to 3 days of remote work per week, determine schedule with advanced consultation with direct supervisor.
- C. Ad-Hoc Remote  
Eligible for up to 8 hours per work week, on an ad hoc basis, with advance consultation with supervisor, no regular remote work schedule.
- D. Direct School Support  
No regular remote work schedule because role is expected to provide direct school-based support while students are present or building is open to public.

**III. GENERAL STATEMENT OF POLICY**

- A. The policy of the Education District is to provide remote work options for staff who can complete the essential functions of their position by working remotely.
- B. Determination of position eligibility is determined by the Executive Director in consultation with direct supervisors.
- C. Eligible remote work schedules will be determined by the direct supervisor.
- D. Remote work may be short-term (less than 30 days) or long-term (more than 30 days) as determined by the Executive Director.
- E. The Education District reserves the right to terminate a remote work arrangement at any time without agreement from the affected employee.
- F. No grievances may result from remote work arrangements.

VI. **Old Business:**  
A. Substitute Rates and Fill Rate

TOC Sub Rates District Wide

District	Teacher Rate
CF	\$170/day
GCED	\$160/day
GDH	\$190/day
KW	\$175/day
LC	\$150/day
RW	\$170/day for new subs; \$180/day for former employees; \$215/day for SpED licensed and subbing in a SPED position.
ZM	\$170/day

- VII. **Other:**
- VIII. **Comments: Board/Director**
- IX. **Next Meeting Date: Thursday, December 7, 2023 at 6:00 PM at the River Bluff Education Center in Red Wing.**
- X. **Adjournment**