

GOODHUE COUNTY EDUCATION DISTRICT BOARD AGENDA

Thursday, January 26, 2023 at 7:00 PM
River Bluff Education Center, Red Wing
395 Guernsey Ln
Red Wing, MN 55066

AGENDA

- I. **Call to Order/Adoption of Agenda:**
- II. Annual Reorganization:
- III. Board Officers: Chair, Vice Chair, Officer of Business Affairs
(Elected Chair and Officer of Business Affairs will need to sign SMART Signature Form
- IV. Board Salaries: Current \$90 regular meetings, \$75 negotiation meetings, \$60 special board meeting.
Mileage is set at the current Federal Reimbursement Rate.
- V. Official Newspaper: Currently Red Wing Republican Eagle
- VI. Official Depository: Merchants Banks in Red Wing, Bremer Bank and MSDLAF.
- VII. Official Legal Advisor: Currently Kennedy & Graven Chartered.
- VIII. Board Meeting Calendar: January - December 2023

2

GOODHUE COUNTY EDUCATION DISTRICT BOARD MEETING DATES
January – December 2023
7:00 p.m. (unless noted below)
River Bluff Education Center, Red Wing

Review of Bills (come 15 minutes before mtg.)

January 26, 2023	Thursday	7:00 p.m.	Dawn Balow
February 23, 2023	Thursday	7:00 p.m.	TBD
March 23, 2023	Thursday	7:00 p.m.	TBD
April 27, 2023	Thursday	7:00 p.m.	TBD
May 25, 2023	Thursday	7:00 p.m.	TBD
June 21, 2023	Wednesday	7:00 p.m.	Jerry Stehr
July 27, 2023	Thursday	7:00 p.m.	Dawn Balow
August 24, 2023	Thursday	7:00 p.m.	TBD
September 28, 2023	Thursday	7:00 p.m.	TBD
No meeting in October			
November 2, 2023	Thursday	7:00 p.m.	TBD
December 7, 2023	Thursday	7:00 p.m.	TBD

*Should a meeting be postponed on short notice due to weather or another serious event, the meeting will be held the following Thursday at the same time in the same location.

- IX. Meet and Confer Committee: Current Representative is Jerry Stehr.
- X. Policies Committee: Current Representatives are Kevin Anderson and Katie Lochner.
- XI. Insurance Committee: Current Representative Katie Lochner.
- XII. Negotiations Committee: Current Representatives are Dawn Balow and Jim Wendt.
- XIII. Technology Committee: Current Representative is Holly Tauer.
- XIV. Resolution Memberships: MN School Board Association (MSBA), MSBA Policy Continuation, Minnesota Rural Educators Association (MREA), Southeast Service Cooperative (SSC) and Schools for Equity in Education (SEE).
- XV. Authorization to invest surplus funds.wire transfers within funds: Currently Cheryl Johnson, Executive Director and Jackie Paradis, Business Manager.
- XVI. **Consent Agenda:**
 - A. Approval of December 7, 2022 Minutes.

4

GOODHUE COUNTY EDUCATION DISTRICT BOARD MINUTES

Wednesday, December 7, 2022 at 7:00 PM

River Bluff Education Center

395 Guernsey Ln

Red Wing, MN 55066

MEMBERS PRESENT: D. Balow, J. Wendt, B. Brintnall (Alt), K. Anderson, A. Diercks (Alt), J. Stehr

MEMBERS ABSENT:

OTHERS PRESENT: C. Johnson, J. Paradis, C. Luhman

- I. Call to Order/Adoption of Agenda:** D. Balow called the meeting to order. J. Stehr motioned to adopt the agenda. J. Wendt seconded, motion carried.
- II. Consent Agenda:** J. Wendt motioned to approve the consent agenda. K. Anderson seconded, motion carried.
 - Approval of November 3rd, 2022 Minutes
 - Approval of Claims: Jim Wendt (please come in early to review)
 - Staff Updates:
 - 1. Resignations:** *Dana Simmons, Elementary Teacher - 5RO effective 11/18/2022; Dan Marrs, Music Teacher - RBEC/5RO effective 12/30/2022.*
 - 2. New Hire:** *Riley Anderson, Setting IV Paraprofessional - RBEC effective 11/14/2022*
 - 3. Transfers:**
 - 4. Re-assignment:**
- III. Public Input:** The policy of the education district board is to encourage discussion by persons of subjects related to the management of the district at board meetings. The board shall, as a matter of policy, protect the legal rights to privacy and due process of employees and students. Persons who wish to have a subject discussed at a public board meeting must notify the executive director's office in advance of the board meeting. The person should provide his or her name, address, the name of group represented (if any), and the subject to be covered or the issue to be addressed. The board retains the discretion to limit discussion of any agenda item to three minutes.
- IV. Reports and Communication:**
 - Business Manager Report: J. Paradis reported on the 2022-2023 budget as of 10/31/22. We have received \$3,936,958 or 22.32% of the adopted budget, compared to 19.99% on Oct. 31, 2021 and 12.7% on Oct. 31, 2020. We have expended \$3,989,507 or 22.39% of the adopted expense budget, compared to 21.28% on Oct. 31, 2021 and 11.09% on Oct. 31, 2020. Cash flow is looking good until late June 2023. We plan to do a progress billing at the end of 1st semester for 5RO. The October bank reconciliation is included in the packet for your information.
- V. Old Business:**
 - A. 2nd Reading of Policies 208, 210, 417, 418, 515, 516. D. Balow mentioned some grammar corrections on Policy 210 and 515, those will be updated. J. Wendt motioned to approve the 2nd readings of policies 208, 210, 417, 418, 515, 516. K. Anderson seconded, motion carried.
 - B. 2022 - 2023 Goodhue County Education District Calendar Correction: C. Johnson mentioned that December 23 is accurately colored blue on the calendar as a no student/no staff day. The monthly summary for December incorrectly states that Winter Break begins on December 24. It should state that Winter Break begins on December 23. K. Anderson motioned to approve the 2022-2023 Goodhue County Education District Calendar Correction as noted. B. Brintnall seconded, motion carried.
- VI. New Business:**
 - Assurance of Compliance Annual Board Action: C. Johnson explained that all districts must complete the Assurance of Compliance with state and federal law and verify Mandated Reporting training each year. By completing all sections of the Assurance of Compliance and Mandated Reporting, school districts provide written assurance that they do not discriminate in their use of funds provided through the Minnesota Department of Education and that they have informed all mandated reporters of their reporting duties. This assurance is given by each district in consideration of and for the purpose of obtaining any and all federal grants, loans, contracts, property, discounts, or other federal and state financial assistance extended to the district by the U.S. Department of Education and the Minnesota Department of Education (MDE), including installment payments after such date of application for federal financial assistance and state aid allotments which were approved before such date. By submitting the Assurance of Compliance,

the district recognizes and agrees that such federal and state financial assistance will be extended in reliance on the representations, supporting information required by Minnesota Statutes, section 127A.42, subdivision 3, and agreements made in this assurance. This assurance is binding on the district and the persons who are authorized to submit information on behalf of the district. Approval of the board is required per Minnesota Rule 3535.9910. J. Wendt motioned to approve the Assurance of Compliance Annual Report. J. Stehr seconded, motion carried.

- Executive Director Evaluation: In past years, the Superintendents have completed this evaluation. Superintendents would like the board to consider keeping that process. In an independent district that school board works more closely with the superintendent, in an education district, the superintendents work more closely with the executive director. J. Stehr mentioned he would like to have a summary at a board meeting of what was discussed, what was evaluated. J. Stehr suggested that the GCED board representative could partner with the superintendent. J. Stehr motioned to have the Superintendents execute the Executive Directors evaluation with input from each district's board representative. B. Brintnall seconded, motion carried.
- First Reading of Policies 534 Unpaid Meal Charges and 513 Student Promotion, Retention and Program Design: C. Johnson mentioned that RBEC is about 70% free and reduced students, Both students and the programs are being impacted by going back to paid lunches. Prior to COVID, GCED had been approved as a Community Eligibility Program (CEP) which provided all students with a lunch. Because during COVID, no one was completing the free/reduced lunch forms as lunches were free, we fell off the CEP program, paid lunches returned, we will be eligible with an April 1st 2022 snapshot date. Policy 534 was written prior because of our CEP status. A. Diercks mentioned that RW removed their first reading of policy 534 due to inaccurate wording. He mentioned that Jess Pena, RW Food Service Director is looking into this further. J. Paradis mentioned that an email came out the middle of November stating they were looking into this and would be making updates as necessary. Policy 513 is being added because of 5RiversOnline. J. Stehr motioned to table Policy 534. J. Wendt seconded, motion carried.
- Audit Report: B. Brintnall motioned to amend the agenda and move the Audit Report from Reports and Communication to New Business. J. Stehr seconded, motion carried. J. Paradis reported on the audit as Steve Salveson from Smith-Schafer was not able to attend tonight's meeting. Smith Schafer issued an unmodified "clean" opinion on the District's June 30, 2022 Financial Statements. There were no findings under the Minnesota Legal Compliance, no findings with the Internal Control Letter and no findings with the Single Audit. The audit committee letter is included in the presentation packet. J. Stehr motioned to approve the audit report as presented. J. Wendt seconded, motion carried.

VII. Other:

VIII. Comments: Board/Director: C. Johnson mentioned that her and J. Stehr met in Meet and Confer with the Teacher's group. Will have two more Meet and Confer meetings this year. January 4th, 2023 GCED will be having a new board member orientation. The superintendents sent out the invitation letters to newly elected board members. C. Johnson recognized the board members that will not be returning, K. Anderson, J. Wendt, A. Diercks, She thanked them for their dedication to the GCED board.

IX. Next Meeting Date: Thursday, January 26, 2023 at the River Bluff Education Center in Red Wing.

X. Adjournment: J. Wendt motioned to adjourn. J. Stehr seconded, motion carried.

Goodhue County Ed District Payment Reg by Bank and Check

Bank	Batch	Pmt No	Check No	Pay Type	Grp Code	Rcd	Vendor	Tax Class	Print	Recon	Void	Pay/Void Date	Amount
MERC		37567		Wire	1	03977	SOUTHEAST SERVICE COOPERATIVE		No	Yes	No	12/01/2022	79,314.94
MERC		37568		Wire	1	1280	DELTA DENTAL PLAN OF MN		No	Yes	No	12/01/2022	6,633.60
MERC		37569		Wire	1	2216	KWIK TRIP EXTENDED NETWORK		No	Yes	No	12/01/2022	764.98
MERC		37570		Direct Pymt	1	02672	METRO SALES, INC.		Yes	Yes	No	12/01/2022	944.00
MERC		37571		Direct Pymt	1	1483	LAKE CITY PUBLIC SCHOOLS		Yes	Yes	No	12/01/2022	3,282.00
MERC		37572		Direct Pymt	1	1784	NCS PEARSON, INC.	C Corporation	Yes	Yes	No	12/01/2022	70.90
MERC		37573		Direct Pymt	1	2197	JOHNSON, CHERYL		Yes	Yes	No	12/01/2022	842.70
MERC		37574		Direct Pymt	1	2316	ST. CHARLES PUBLIC SCHOOLS		Yes	Yes	No	12/01/2022	1,063.85
MERC		37575		Direct Pymt	1	2410	SCHOOL MANAGEMENT SERVICES	S Corporation	Yes	Yes	No	12/01/2022	43,525.00
MERC		37576		Direct Pymt	1	2585	TEACHERS ON CALL	C Corporation	Yes	Yes	No	12/01/2022	3,334.40
MERC		37577		Direct Pymt	1	2833	SUSAG, REBECCA		Yes	Yes	No	12/01/2022	303.75
MERC		37578		Direct Pymt	1	3277	BOOTH, LYNN		Yes	Yes	No	12/01/2022	165.63
MERC		37579		Direct Pymt	1	3360	BOLDUAN, NICOLE		Yes	Yes	No	12/01/2022	295.25
MERC		37580		Direct Pymt	1	3415	AMAZON CAPITAL SERVICES		Yes	Yes	No	12/01/2022	637.34
MERC		37581		Direct Pymt	1	3563	IMAGINE LEARNING, LLC		Yes	Yes	No	12/01/2022	1,500.00
MERC		37582		Direct Pymt	1	3601	ESPIRICUETA VALDEZ, ILIANA		Yes	Yes	No	12/01/2022	221.88
MERC		37583		Direct Pymt	1	3608	SHORT, TANYA	Ind/Sole Proprietor	Yes	Yes	No	12/01/2022	500.00
MERC		37584		Direct Pymt	1	3609	VALEK, KATIE	Ind/Sole Proprietor	Yes	Yes	No	12/01/2022	500.00
MERC		37613		Wire	1	04060	PERA-PUBLIC EMPLOYEES RETIREMT		No	Yes	No	12/14/2022	9,050.32
MERC		37614		Wire	1	04062	MN TEACHERS RETIREMENT ASSOC		No	Yes	No	12/14/2022	51,467.80
MERC		37615		Wire	1	2216	KWIK TRIP EXTENDED NETWORK		No	Yes	No	12/14/2022	412.87
MERC		37616		Wire	1	2284	E. B. C., LLC /ACS		No	Yes	No	12/14/2022	18,234.04
MERC		37617		Wire	1	2392	US Dept of Treasury		No	Yes	No	12/14/2022	90,492.32
MERC		37618		Wire	1	2396	MN Dept of Revenue		No	Yes	No	12/14/2022	16,357.74
MERC		37619		Wire	1	2501	Merchants Bank		No	Yes	No	12/14/2022	2,081.03
MERC		37620		Wire	1	3232	ENTERPRISE FM TRUST		No	Yes	No	12/14/2022	3,863.66
MERC		37621		Direct Pymt	1	00707	MENARD'S RED WING		Yes	Yes	No	12/14/2022	148.01
MERC		37622		Direct Pymt	1	04565	ZUMBROTA-MAZEPPA PUBLIC SCHOOL		Yes	Yes	No	12/14/2022	367.50
MERC		37623		Direct Pymt	1	09129	RED WING IND SCHOOL DIST 256		Yes	Yes	No	12/14/2022	2,160.00
MERC		37624		Direct Pymt	1	09427	ARENDT, RENE		Yes	Yes	No	12/14/2022	301.25
MERC		37625		Direct Pymt	1	1326	AHERN, WENDY		Yes	Yes	No	12/14/2022	371.80
MERC		37626		Direct Pymt	1	1483	LAKE CITY PUBLIC SCHOOLS		Yes	Yes	No	12/14/2022	52.50
MERC		37627		Direct Pymt	1	1497	BODENHAMER, SUSAN		Yes	Yes	No	12/14/2022	155.63
MERC		37628		Direct Pymt	1	1784	NCS PEARSON, INC.	C Corporation	Yes	Yes	No	12/14/2022	120.00
MERC		37629		Direct Pymt	1	1984	E. B. C., LLC/Flex		Yes	Yes	No	12/14/2022	1,164.59
MERC		37630		Direct Pymt	1	2197	JOHNSON, CHERYL		Yes	Yes	No	12/14/2022	404.38
MERC		37631		Direct Pymt	1	2284	E. B. C., LLC /ACS		Yes	Yes	No	12/14/2022	123.35
MERC		37632		Direct Pymt	1	2440	LIBERTY'S RESTAURANT		Yes	Yes	No	12/14/2022	140.12
MERC		37633		Direct Pymt	1	2585	TEACHERS ON CALL	C Corporation	Yes	Yes	No	12/14/2022	1,972.48

Goodhue County Ed District Payment Reg by Bank and Check

Bank	Batch	Pmt No	Check No	Pay Type	Grp Code	Rcd	Vendor	Tax Class	Print	Recon	Void	Pay/Void Date	Amount
MERC		37634		Direct Pymt	1	2719	LUHMAN, CINDY		Yes	Yes	No	12/14/2022	206.25
MERC		37635		Direct Pymt	1	2780	HOUGHTON MIFFLIN HARCOURT PUBL		Yes	Yes	No	12/14/2022	1,847.42
MERC		37636		Direct Pymt	1	2865	INTELLICENTS		Yes	Yes	No	12/14/2022	1,250.00
MERC		37637		Direct Pymt	1	2986	YUSTY-ROJAS, JEIMMY		Yes	Yes	No	12/14/2022	246.88
MERC		37638		Direct Pymt	1	3010	BALOW, DAWN		Yes	Yes	No	12/14/2022	156.06
MERC		37639		Direct Pymt	1	3159	TESTEN, MARY		Yes	Yes	No	12/14/2022	11.73
MERC		37640		Direct Pymt	1	3160	WOODARD, LINDSAY		Yes	Yes	No	12/14/2022	30.00
MERC		37641		Direct Pymt	1	3249	BUCHAL, AMY		Yes	Yes	No	12/14/2022	73.75
MERC		37642		Direct Pymt	1	3277	BOOTH, LYNN		Yes	Yes	No	12/14/2022	165.63
MERC		37643		Direct Pymt	1	3287	KREMER, MICHELE		Yes	Yes	No	12/14/2022	178.13
MERC		37644		Direct Pymt	1	3302	LOCHNER, KATIE		Yes	Yes	No	12/14/2022	33.75
MERC		37645		Direct Pymt	1	3399	ANDERSON, KEVIN		Yes	Yes	No	12/14/2022	191.25
MERC		37646		Direct Pymt	1	3414	COULSON, TESS		Yes	Yes	No	12/14/2022	191.25
MERC		37647		Direct Pymt	1	3415	AMAZON CAPITAL SERVICES		Yes	Yes	No	12/14/2022	144.79
MERC		37648		Direct Pymt	1	3417	LEMMON, KELSEY		Yes	Yes	No	12/14/2022	22.50
MERC		37649		Direct Pymt	1	3421	ALBIN ACQUISITION CORP		Yes	Yes	No	12/14/2022	10.50
MERC		37650		Direct Pymt	1	3466	JACOBSON, DIANE		Yes	Yes	No	12/14/2022	195.00
MERC		37651		Direct Pymt	1	3468	YUSTEN, NIKKI		Yes	Yes	No	12/14/2022	146.88
MERC		37652		Direct Pymt	1	3480	UMB BANK, N.A.		Yes	Yes	No	12/14/2022	1,650.00
MERC		37653		Direct Pymt	1	3527	BUCKINGHAM, GWEN		Yes	Yes	No	12/14/2022	60.00
MERC		37654		Direct Pymt	1	3544	OLSON, MEGAN		Yes	Yes	No	12/14/2022	37.50
MERC		37655		Direct Pymt	1	3547	NOLAN, REBECCA		Yes	Yes	No	12/14/2022	254.38
MERC		37656		Direct Pymt	1	3565	AMPION PBC- C/O DEPT 850		Yes	Yes	No	12/14/2022	4,330.44
MERC		37657		Direct Pymt	1	3601	ESPIRICUETA VALDEZ, ILIANA		Yes	Yes	No	12/14/2022	168.13
MERC		37658		Direct Pymt	1	3603	HODGELL, LINDA		Yes	Yes	No	12/14/2022	83.13
MERC		37659		Direct Pymt	1	3604	AMPION PBC - C/O DEPT 854		Yes	Yes	No	12/14/2022	90.73
MERC		37660		Direct Pymt	1	3612	WUNDERLICH, STEPHANIE		Yes	Yes	No	12/14/2022	90.00
MERC		37669		Wire	1	04060	PERA-PUBLIC EMPLOYEES RETIREMT		No	No	No	12/28/2022	9,502.39
MERC		37670		Wire	1	04062	MN TEACHERS RETIREMENT ASSOC		No	Yes	No	12/28/2022	51,632.85
MERC		37671		Wire	1	2284	E. B. C., LLC /ACS		No	No	No	12/28/2022	18,234.04
MERC		37672		Wire	1	2392	US Dept of Treasury		No	Yes	No	12/28/2022	90,355.12
MERC		37673		Wire	1	2396	MN Dept of Revenue		No	No	No	12/28/2022	16,480.13
MERC		37674		Wire	1	2501	Merchants Bank		No	Yes	No	12/28/2022	2,081.03
MERC		37675		Direct Pymt	1	00707	MENARD'S RED WING		Yes	Yes	No	12/28/2022	163.22
MERC		37676		Direct Pymt	1	1784	NCS PEARSON, INC.	C Corporation	Yes	Yes	No	12/28/2022	320.98
MERC		37677		Direct Pymt	1	1984	E. B. C., LLC/Flex		Yes	Yes	No	12/28/2022	1,164.43
MERC		37678		Direct Pymt	1	3563	IMAGINE LEARNING, LLC		Yes	Yes	No	12/28/2022	4,875.00
MERC		37710		Wire	1	03977	SOUTHEAST SERVICE COOPERATIVE		No	No	No	01/05/2023	92,034.16
MERC		37711		Wire	1	04060	PERA-PUBLIC EMPLOYEES RETIREMT		No	No	No	01/05/2023	63.89

Goodhue County Ed District Payment Reg by Bank and Check

Bank	Batch	Pmt No	Check No	Pay Type	Grp Code	Rcd	Vendor	Tax Class	Print	Recon	Void	Pay/Void Date	Amount
MERC		37712		Wire	1	1280	DELTA DENTAL PLAN OF MN		No	No	No	01/05/2023	6,813.36
MERC		37713		Wire	1	2216	KWIK TRIP EXTENDED NETWORK		No	No	No	01/05/2023	739.99
MERC		37714		Wire	1	2392	US Dept of Treasury		No	No	No	01/05/2023	336.31
MERC		37715		Wire	1	2396	MN Dept of Revenue		No	No	No	01/05/2023	72.05
MERC		37716		Direct Pymt	1	00707	MENARD'S RED WING		Yes	No	No	01/05/2023	22.38
MERC		37717		Direct Pymt	1	02672	METRO SALES, INC.		Yes	No	No	01/05/2023	288.57
MERC		37718		Direct Pymt	1	04565	ZUMBROTA-MAZEPPA PUBLIC SCHOOL		Yes	No	No	01/05/2023	13,736.76
MERC		37719		Direct Pymt	1	09129	RED WING IND SCHOOL DIST 256		Yes	No	No	01/05/2023	26,627.03
MERC		37720		Direct Pymt	1	09427	ARENDT, RENE		Yes	No	No	01/05/2023	219.38
MERC		37721		Direct Pymt	1	1497	BODENHAMER, SUSAN		Yes	No	No	01/05/2023	138.13
MERC		37722		Direct Pymt	1	2284	E. B. C., LLC /ACS		Yes	No	No	01/05/2023	133.46
MERC		37723		Direct Pymt	1	2585	TEACHERS ON CALL	C Corporation	Yes	No	No	01/05/2023	984.96
MERC		37724		Direct Pymt	1	2865	INTELLICENTS		Yes	No	No	01/05/2023	1,250.00
MERC		37725		Direct Pymt	1	3249	BUCHAL, AMY		Yes	No	No	01/05/2023	45.00
MERC		37726		Direct Pymt	1	3277	BOOTH, LYNN		Yes	No	No	01/05/2023	192.06
MERC		37727		Direct Pymt	1	3415	AMAZON CAPITAL SERVICES		Yes	No	No	01/05/2023	475.24
MERC		37728		Direct Pymt	1	3417	LEMMON, KELSEY		Yes	No	No	01/05/2023	80.63
MERC		37729		Direct Pymt	1	3529	PUTT, PAUL		Yes	No	No	01/05/2023	163.13
MERC		37730		Direct Pymt	1	3631	MCGRAW HILL, LLC		Yes	No	No	01/05/2023	189.39
MERC		37731		Direct Pymt	1	3544	OLSON, MEGAN		Yes	No	No	01/05/2023	45.00
MERC		37732		Direct Pymt	1	3545	ROHAN, JILL		Yes	No	No	01/05/2023	480.00
MERC		37733		Direct Pymt	1	3563	IMAGINE LEARNING, LLC		Yes	No	No	01/05/2023	87,736.00
MERC		37734		Direct Pymt	1	3596	GRAMMOND, LAUREN		Yes	No	No	01/05/2023	33.75
MERC		37735		Direct Pymt	1	3601	ESPIRICUETA VALDEZ, ILIANA		Yes	No	No	01/05/2023	170.00
MERC		37736		Direct Pymt	1	3616	PRICE, MORGAN		Yes	No	No	01/05/2023	334.38
MERC		37737		Direct Pymt	1	1984	E. B. C., LLC/Flex		Yes	No	No	01/12/2023	835.84
MERC		37740		Wire	1	04060	PERA-PUBLIC EMPLOYEES RETIREMT		No	No	No	01/12/2023	7,672.21
MERC		37741		Wire	1	04062	MN TEACHERS RETIREMENT ASSOC		No	No	No	01/12/2023	49,812.72
MERC		37742		Wire	1	2284	E. B. C., LLC /ACS		No	No	No	01/12/2023	17,851.97
MERC		37743		Wire	1	2392	US Dept of Treasury		No	No	No	01/12/2023	82,218.48
MERC		37744		Wire	1	2396	MN Dept of Revenue		No	No	No	01/12/2023	14,702.04
MERC		37745		Wire	1	2501	Merchants Bank		No	No	No	01/12/2023	2,580.40
MERC		37563	20564	Check	1	3586	ADAM'S PEST CONTROL - MAIN	S Corporation	Yes	Yes	No	12/01/2022	51.00
MERC		37564	20565	Check	1	3606	ANDRIST, MADISON	Ind/Sole Proprietor	Yes	Yes	No	12/01/2022	500.00
MERC		37557	20566	Check	1	3347	ASL INTERPRETING SERVICES, INC		Yes	Yes	No	12/01/2022	600.00
MERC		37549	20567	Check	1	2324	BLUUM OF MINNESOTA, LLC		Yes	Yes	No	12/01/2022	300.00
MERC		37553	20568	Check	1	3155	BREDEMUS HARDWARE COMPANY, INI		Yes	Yes	No	12/01/2022	888.00
MERC		37561	20569	Check	1	3505	CAPITAL ONE		Yes	Yes	No	12/01/2022	278.77
MERC		37556	20570	Check	1	3329	CHASE CARD SERVICES		Yes	Yes	No	12/01/2022	16,736.15

Goodhue County Ed District Payment Reg by Bank and Check

Bank	Batch	Pmt No	Check No	Pay Type	Grp Code	Rcd	Vendor	Tax Class	Print	Recon	Void	Pay/Void Date	Amount
MERC		37542	20571	Check	1	00433	CITY OF RED WING		Yes	Yes	No	12/01/2022	1,882.32
MERC		37555	20572	Check	1	3297	DEL CARMEN POSADA JARAMILLO, MA	Ind/Sole Proprietor	Yes	Yes	No	12/01/2022	542.54
MERC		37552	20573	Check	1	3126	FERNBROOK FAMILY CENTER	S Corporation	Yes	Yes	No	12/01/2022	28,134.62
MERC		37543	20574	Check	1	09162	HILLYARD FLOOR CARE SUPPLY		Yes	Yes	No	12/01/2022	1,498.69
MERC		37565	20575	Check	1	3607	HOKANSON, INGRID	Ind/Sole Proprietor	Yes	Yes	No	12/01/2022	40.98
MERC		37559	20576	Check	1	3483	HUMANWARE USA, INC		Yes	Yes	No	12/01/2022	4,361.00
MERC		37547	20577	Check	1	2174	INNOVATIVE OFFICE SOLUTIONS		Yes	Yes	No	12/01/2022	143.50
MERC		37545	20578	Check	1	1278	MSC-SOUTHEAST TECHNICAL		Yes	Yes	No	12/01/2022	477.00
MERC		37554	20579	Check	1	3296	MUTUAL OF OMAHA		Yes	Yes	No	12/01/2022	3,261.53
MERC		37558	20580	Check	1	3448	OLYMPIC COMMUNICATIONS, INC		Yes	Yes	No	12/01/2022	385.00
MERC		37560	20581	Check	1	3495	O'ROURKE MEDIA GROUP		Yes	Yes	No	12/01/2022	385.56
MERC		37544	20582	Check	1	1150	PHONAK, LLC		Yes	Yes	No	12/01/2022	2,189.48
MERC		37551	20583	Check	1	3078	SHRED-N-GO	S Corporation	Yes	Yes	No	12/01/2022	254.08
MERC		37566	20584	Check	1	3610	SIEVERS, LILIAN ALEJANDRA	Ind/Sole Proprietor	Yes	Yes	No	12/01/2022	81.96
MERC		37548	20585	Check	1	2212	SMITH-SCHAFER & ASSOC., LTD	C Corporation	Yes	Yes	No	12/01/2022	4,600.00
MERC		37562	20586	Check	1	3561	THE RETROFIT COMPANIES, INC		Yes	Yes	No	12/01/2022	3,116.72
MERC		37546	20587	Check	1	1855	TOM PARKER ELECTRIC	S Corporation	Yes	Yes	No	12/01/2022	149.25
MERC		37550	20588	Check	1	3011	U.S. BANK EQUIPMENT FINANCE		Yes	Yes	No	12/01/2022	290.00
MERC		37610	20589	Check	1	3535	AFRICAN AMERICAN REGISTRY		Yes	Yes	No	12/14/2022	8,000.00
MERC		37612	20590	Check	1	3611	ARROW BUILDING CENTER		Yes	Yes	No	12/14/2022	535.84
MERC		37611	20591	Check	1	3591	BLUE, JEFFREY	Ind/Sole Proprietor	Yes	Yes	No	12/14/2022	500.00
MERC		37599	20592	Check	1	2324	BLUJUM OF MINNESOTA, LLC		Yes	No	No	12/14/2022	2,947.00
MERC		37608	20593	Check	1	3470	BOWE, KATEE		Yes	Yes	No	12/14/2022	184.79
MERC		37590	20594	Check	1	1213	BRINTNALL, BOB		Yes	Yes	No	12/14/2022	360.00
MERC		37586	20595	Check	1	01903	CANNON FALLS ISD #252		Yes	Yes	No	12/14/2022	915.00
MERC		37600	20596	Check	1	2362	CHATFIELD PUBLIC SCHOOLS		Yes	Yes	No	12/14/2022	4,607.39
MERC		37605	20597	Check	1	3242	CORPORATE MECHANICAL		Yes	Yes	No	12/14/2022	656.00
MERC		37607	20598	Check	1	3400	DIERCKS, ARLEN		Yes	No	Yes	12/14/2022	185.00
MERC		37607	20598	Check	1	3400	DIERCKS, ARLEN		Yes	No	Yes	01/05/2023	(185.00)
MERC		37589	20599	Check	1	09118	EDUCATION MN - GCED		Yes	No	Yes	12/14/2022	3,195.27
MERC		37604	20600	Check	1	3235	Goodhue Co Ed Dist Paraprofessional Unic		Yes	Yes	No	12/14/2022	295.09
MERC		37587	20601	Check	1	01904	GOODHUE PUBLIC SCHOOL		Yes	Yes	No	12/14/2022	420.00
MERC		37594	20602	Check	1	2174	INNOVATIVE OFFICE SOLUTIONS		Yes	Yes	No	12/14/2022	188.85
MERC		37596	20603	Check	1	2251	KENNEDY & GRAVEN		Yes	Yes	No	12/14/2022	470.00
MERC		37585	20604	Check	1	00367	KENYON-WANAMINGO PUBLIC SCHOC		Yes	Yes	No	12/14/2022	240.00
MERC		37602	20605	Check	1	2960	LANGUAGE LINE SERVICES	C Corporation	Yes	Yes	No	12/14/2022	231.46
MERC		37591	20606	Check	1	1278	MSC-SOUTHEAST TECHNICAL		Yes	Yes	No	12/14/2022	954.00
MERC		37595	20607	Check	1	2200	PETERSEN, LYNN		Yes	Yes	No	12/14/2022	308.75
MERC		37606	20608	Check	1	3282	PRESENCE LEARNING, INC	C Corporation	Yes	Yes	No	12/14/2022	1,399.00

Goodhue County Ed District Payment Reg by Bank and Check

Bank	Batch	Pmt No	Check No	Pay Type	Grp Code	Rcd	Vendor	Tax Class	Print	Recon	Void	Pay/Void Date	Amount
MERC		37588	20609	Check	1	06510	PRO-ED, INC		Yes	Yes	No	12/14/2022	199.10
MERC		37609	20610	Check	1	3511	RYAN, SHANE		Yes	Yes	No	12/14/2022	90.00
MERC		37603	20611	Check	1	3011	U.S. BANK EQUIPMENT FINANCE		Yes	Yes	No	12/14/2022	689.00
MERC		37593	20612	Check	1	1789	UPS		Yes	Yes	No	12/14/2022	90.67
MERC		37597	20613	Check	1	2303	WABASHA-KELLOGG PUBLIC SCHOOL		Yes	Yes	No	12/14/2022	171.45
MERC		37592	20614	Check	1	1344	WENDT, JIM		Yes	Yes	No	12/14/2022	165.00
MERC		37598	20615	Check	1	2315	WINONA PUBLIC SCHOOLS		Yes	Yes	No	12/14/2022	279.88
MERC		37601	20616	Check	1	2591	WINSOR LEARNING, INC	S Corporation	Yes	Yes	No	12/14/2022	6,000.00
MERC		37662	20617	Check	1	1046	ASCD		Yes	No	No	12/28/2022	134.83
MERC		37668	20618	Check	1	3614	BOOTH, LAURA		Yes	No	No	12/28/2022	60.00
MERC		37666	20619	Check	1	3092	CULINEX		Yes	No	No	12/28/2022	732.55
MERC		37661	20620	Check	1	09118	EDUCATION MN - GCED		Yes	No	No	12/28/2022	3,195.27
MERC		37664	20621	Check	1	2871	EMC Insurance Companies		Yes	No	No	12/28/2022	10,002.56
MERC		37667	20622	Check	1	3235	Goodhue Co Ed Dist Paraprofessional Unic		Yes	No	No	12/28/2022	321.03
MERC		37665	20623	Check	1	3011	U.S. BANK EQUIPMENT FINANCE		Yes	No	No	12/28/2022	290.00
MERC		37663	20624	Check	1	1789	UPS		Yes	No	No	12/28/2022	0.43
MERC		37707	20625	Check	1	3586	ADAM'S PEST CONTROL - MAIN	S Corporation	Yes	No	No	01/05/2023	51.00
MERC		37708	20626	Check	1	3611	ARROW BUILDING CENTER		Yes	No	Yes	01/05/2023	535.84
MERC		37708	20626	Check	1	3611	ARROW BUILDING CENTER		Yes	No	Yes	01/16/2023	(535.84)
MERC		37709	20627	Check	1	3615	BUCK NICOLE	Ind/Sole Proprietor	Yes	No	No	01/05/2023	100.00
MERC		37693	20628	Check	1	2495	CALEDONIA AREA PUBLIC SCHOOLS		Yes	No	No	01/05/2023	750.00
MERC		37682	20629	Check	1	01903	CANNON FALLS ISD #252		Yes	No	No	01/05/2023	11,852.49
MERC		37705	20630	Check	1	3505	CAPITAL ONE		Yes	No	No	01/05/2023	394.34
MERC		37702	20631	Check	1	3329	CHASE CARD SERVICES		Yes	No	No	01/05/2023	5,905.95
MERC		37680	20632	Check	1	00433	CITY OF RED WING		Yes	No	No	01/05/2023	1,889.74
MERC		37694	20633	Check	1	2894	DEPARTMENT OF HUMAN SERVICES -		Yes	No	No	01/05/2023	81.00
MERC		37704	20634	Check	1	3400	DIERCKS, ARLEN		Yes	No	No	01/05/2023	5.00
MERC		37699	20635	Check	1	3126	FERNBROOK FAMILY CENTER	S Corporation	Yes	No	No	01/05/2023	28,134.62
MERC		37683	20636	Check	1	01904	GOODHUE PUBLIC SCHOOL		Yes	No	No	01/05/2023	7,728.23
MERC		37692	20637	Check	1	2377	HOUSTON PUBLIC SCHOOLS		Yes	No	No	01/05/2023	900.00
MERC		37700	20638	Check	1	3245	JOHNSON TIRE SERVICE		Yes	No	No	01/05/2023	757.00
MERC		37687	20639	Check	1	2251	KENNEDY & GRAVEN		Yes	No	No	01/05/2023	470.00
MERC		37679	20640	Check	1	00367	KENYON-WANAMINGO PUBLIC SCHOC		Yes	No	No	01/05/2023	7,405.50
MERC		37703	20641	Check	1	3337	KEVIN'S SERVICE	Ind/Sole Proprietor	Yes	No	No	01/05/2023	18.57
MERC		37690	20642	Check	1	2339	LANESBORO PUBLIC SCHOOLS		Yes	No	No	01/05/2023	8,118.98
MERC		37695	20643	Check	1	2960	LANGUAGE LINE SERVICES	C Corporation	Yes	No	No	01/05/2023	156.95
MERC		37691	20644	Check	1	2369	MABEL-CANTON PUBLIC SCHOOLS		Yes	No	No	01/05/2023	1,315.02
MERC		37706	20645	Check	1	3533	MUSIC MART	C Corporation	Yes	No	No	01/05/2023	661.79
MERC		37701	20646	Check	1	3296	MUTUAL OF OMAHA		Yes	No	No	01/05/2023	3,290.77

Goodhue County Ed District Payment Reg by Bank and Check

Bank	Batch	Pmt No	Check No	Pay Type	Grp Code	Rcd	Vendor	Tax Class	Print	Recon	Void	Pay/Void Date	Amount
MERC		37686	20647	Check	1 2228		PITTMAN, M. THERESE		Yes	No	No	01/05/2023	159.50
MERC		37684	20648	Check	1 06510		PRO-ED, INC		Yes	No	No	01/05/2023	812.00
MERC		37681	20649	Check	1 00443		RED WING ACE HARDWARE		Yes	No	No	01/05/2023	20.23
MERC		37698	20650	Check	1 3121		RED WING AREA CHAMBER OF COMMI		Yes	No	No	01/05/2023	335.00
MERC		37697	20651	Check	1 3078		SHRED-N-GO	S Corporation	Yes	No	No	01/05/2023	65.08
MERC		37696	20652	Check	1 3011		U.S. BANK EQUIPMENT FINANCE		Yes	No	No	01/05/2023	689.00
MERC		37685	20653	Check	1 1789		UPS		Yes	No	No	01/05/2023	54.73
MERC		37688	20654	Check	1 2303		WABASHA-KELLOGG PUBLIC SCHOOL		Yes	No	No	01/05/2023	249.42
MERC		37689	20655	Check	1 2315		WINONA PUBLIC SCHOOLS		Yes	No	No	01/05/2023	4,255.65
MERC		37738	20656	Check	1 09118		EDUCATION MN - GCED		Yes	No	No	01/12/2023	3,159.65
MERC		37739	20657	Check	1 3235		Goodhue Co Ed Dist Paraprofessional Unic		Yes	No	No	01/12/2023	321.03

Bank Total:

\$1,169,182.15

Report Total:

\$1,169,182.15

C. Staff Updates:

1. **Resignations:** *Carianne Roschen, Building Support Specialist/MARSS Coordinator - GCED effective 12/22/2022*
2. **Leaves of Absence:** *Sara Dahling, License School Nurse - KW effective 2023-2024 school year.*
3. **New Hire:**
4. **Transfers:** *Melissa Carlson, ECSE Preschool to ECSE B-3 effective 2023-2024 school year.*
5. **Re-assignment:**

XVII. **Public Input:** The policy of the education district board is to encourage discussion by persons of subjects related to the management of the district at board meetings. The board shall, as a matter of policy, protect the legal rights to privacy and due process of employees and students. Persons who wish to have a subject discussed at a public board meeting must notify the executive director's office in advance of the board meeting. The person should provide his or her name, address, the name of group represented (if any), and the subject to be covered or the issue to be addressed. The board retains the discretion to limit discussion of any agenda item to a reasonable period of time as determined by the board.

XVIII. **Reports and Communication:**

- A. Business Manager Report

14

**Goodhue County Ed District
Reconciliation Worksheet Report
12/31/2022**

Audit No	Statement Date	Co	Bank Code	Bank Name/Description
1494	12/31/2022	6051	MERC	MERCHANTS BANK GENERAL

Worksheet has been Finalized

Statement Amount 1,135,506.35

Deposits in Transit 0.00

Outstanding Payments

Checks 19,245.05

Wires 44,495.73

SHR - Payments 0.00

SHR - Third Party 0.00

Cash 0.00

ACH 0.00

Adjustment Amount (3,075.51)

Amount Per Bank 1,068,690.06

GL Account Balance 1,068,690.06

Co L Fd Org Pro Crs Fin O/S
6051 B 01 101 000

Ty
F

Difference 0.00

Adjustments

Manual 12/31/2022 KT Wire 556.68 KT AUTO PAY

Manual 12/31/2022 SWEEP Wire (3,632.19) FROM SWEEP

**Goodhue County Ed District
Reconciliation Worksheet Report
11/30/2022**

Audit No	Statement Date	Co	Bank Code	Bank Name/Description
1491	11/30/2022	6051	MERC	MERCHANTS BANK GENERAL

Worksheet has been Finalized

Statement Amount	1,360,028.23
Deposits in Transit	0.00
<u>Outstanding Payments</u>	
Checks	9,957.25
Wires	95,581.07
SHR - Payments	0.00
SHR - Third Party	0.00
Cash	0.00
ACH	1,164.59
Adjustment Amount	655.48
Amount Per Bank	1,253,980.80
GL Account Balance	1,253,980.80
Difference	0.00

Co	L	Fd	Org	Pro	Crs	Fin	O/S		Ty
6051	B	01	101	000					F

		Adjustments			
Manual	11/30/2022	KT	Wire	764.98	KT AUTO PAY
Manual	11/30/2022	SWEEP	Wire	(109.50)	FROM SWEEP

REVENUE & EXPENDITURE SUMMARY BY SOURCE, OBJECT SERIES & PROGRAM SERIES

Goodhue Co Ed District | December 31, 2022

REVENUE CATEGORIES						December 31, 2022	December 31, 2021	December 31, 2020			
	June 30, 2021	June 30, 2022	Adopted Budget	Received YTD	Budget Remaining	% of Budget Received	% of Actuals Received	% of Actuals Received	Current YTD vs. PYTD	December 31, 2021	December 31, 2020
STATE	3,609,943	4,813,151	4,664,266	1,756,591	2,907,675	37.66%	27.71%	32.87%	422,902	1,333,689	1,186,470
FEDERAL	2,036,519	2,251,202	2,432,443	765,421	1,667,022	31.47%	23.55%	26.35%	235,262	530,160	536,563
PROPERTY TAXES	0	0	0	0	0	0.00%	0.00%	0.00%	0	0	0
LOCAL SALES, INS RECOVERY & JUDGEMENTS	13,769	685	2,000	0	2,000	0.00%	43.78%	59.70%	(300)	300	8,221
SALE OF BONDS & LOANS	13,482,888	0	0	0	0	0.00%	0.00%	99.55%	0	0	13,422,003
INCOMING TRANSFERS FROM OTH FUNDS	0	0	0	0	0	0.00%	0.00%	0.00%	0	0	0
LOCAL (FEES, INTEREST, ETC.)	7,804,973	9,223,672	10,551,321	3,856,220	6,695,101	36.55%	37.04%	42.23%	439,769	3,416,451	3,296,168
TOTALS	26,948,092	16,288,710	17,650,030	6,378,233	11,271,797	36.14%	32.42%	68.46%	1,097,633	5,280,600	18,449,425

EXPENDITURES (OBJECT SERIES)						December 31, 2022	December 31, 2021	December 31, 2020			
	June 30, 2021	June 30, 2022	Adopted Budget	Expended YTD	Budget Remaining	% of Budget Expended	% of Actuals Expended	% of Actuals Expended	Current YTD vs. PYTD	December 31, 2021	December 31, 2020
SALARIES & WAGES	6,937,882	8,344,468	9,391,824	3,608,369	5,783,455	38.42%	34.89%	37.10%	697,304	2,911,066	2,573,952
EMPLOYEE BENEFITS	1,779,020	2,223,951	2,500,603	957,952	1,542,651	38.31%	34.77%	37.98%	184,739	773,214	675,592
PURCHASED SERVICES	16,797,588	3,795,640	4,102,409	978,865	3,123,544	23.86%	19.83%	4.86%	226,091	752,775	816,658
SUPPLIES	386,950	890,342	661,489	444,626	216,863	67.22%	62.00%	77.75%	(107,406)	552,032	300,869
EQUIPMENT	1,028,313	1,128,431	1,139,354	305,360	833,994	26.80%	23.44%	34.58%	40,848	264,512	355,641
DEBT SERVICE	0	0	0	0	0	0.00%	0.00%	0.00%	0	0	0
OTHER EXPENDITURES	77,636	21,215	26,328	17,864	8,464	67.85%	81.20%	29.18%	638	17,226	22,657
OTHER FINANCING USES	0	0	0	0	0	0.00%	0.00%	0.00%	0	0	0
TOTALS	27,007,389	16,404,047	17,822,007	6,313,037	11,508,970	35.42%	32.13%	17.57%	1,042,213	5,270,824	4,745,368

EXPENDITURES (PROGRAM SERIES)						December 31, 2022	December 31, 2021	December 31, 2020			
	June 30, 2021	June 30, 2022	Adopted Budget	Expended YTD	Budget Remaining	% of Budget Expended	% of Actuals Expended	% of Actuals Expended	Current YTD vs. PYTD	December 31, 2021	December 31, 2020
SITE ADMINISTRATION	97,953	287,209	296,102	143,672	152,430	48.52%	46.37%	42.62%	10,498	133,174	41,746
DISTRICT ADMINISTRATION	79,846	69,508	78,362	37,164	41,198	47.43%	61.71%	62.20%	(5,727)	42,891	49,663
SUPPORT SERVICES	227,526	245,155	233,940	264,496	(30,556)	113.06%	94.98%	95.28%	31,641	232,855	216,785
REGULAR INSTRUCTION	1,438,628	2,522,391	2,893,416	704,434	2,188,982	24.35%	19.17%	21.20%	220,976	483,458	304,924
EXTRA-CURRICULAR ACTIVITES	0	0	0	0	0	0.00%	0.00%	0.00%	0	0	0
VOCATIONAL INSTRUCTION	327,195	351,614	364,528	85,368	279,160	23.42%	27.36%	30.49%	(10,823)	96,191	99,759
SPECIAL EDUCATION	7,977,265	9,014,155	9,986,054	3,844,536	6,141,518	38.50%	33.47%	34.05%	827,594	3,016,942	2,716,126
COMMUNITY SERVICES	0	0	0	0	0	0.00%	0.00%	0.00%	0	0	0
INSTRUCTIONAL SUPPORT	448,170	698,392	405,605	240,056	165,549	59.18%	58.20%	45.74%	(166,404)	406,460	204,988
PUPIL SUPPORT SERVICES	1,586,429	1,800,017	2,087,135	658,527	1,428,608	31.55%	30.41%	31.51%	111,179	547,348	499,891
FACILITIES	1,502,112	1,415,606	1,476,865	334,784	1,142,081	22.67%	22.01%	40.71%	23,278	311,506	611,488
OTHER FINANCING USES	13,322,265	0	0	0	0	0.00%	0.00%	0.00%	0	0	0
TOTALS	27,007,389	16,404,047	17,822,007	6,313,037	11,508,970	35.42%	32.13%	17.57%	1,042,213	5,270,824	4,745,368

SUMMARY - ALL FUNDS						December 31, 2022	December 31, 2021	December 31, 2020			
	June 30, 2021	June 30, 2022	Adopted Budget	YTD	Budget Remaining	% of Budget Expended	% of Actuals Expended	% of Actuals Expended	Current YTD vs. PYTD	December 31, 2021	December 31, 2020
SUMMARY REVENUE	26,948,092	16,288,710	17,650,030	6,378,233	11,271,797	36.14%	32.42%	68.46%	1,097,633	5,280,600	18,449,425
SUMMARY EXPENDITURES	27,007,389	16,404,047	17,822,007	6,313,037	11,508,970	35.42%	32.13%	17.57%	1,042,213	5,270,824	4,745,368
SUMMARY SPENDING VARIANCE	(59,297)	(115,336)	(171,977)	65,196	N/A	N/A	N/A	N/A	55,420	9,776	13,704,056

GENERAL FUND - REVENUE SUMMARY

Goodhue Co Ed District | December 31, 2022



DESCRIPTION	June 30, 2021	June 30, 2022	Adopted Budget	Revenue YTD	Budget Remaining	December 31, 2022	December 31, 2021	December 31, 2020	Current YTD vs. Prior YTD	December 31, 2021	December 31, 2020
						% of Budget Received	% of Actuals Received	% of Actuals Received			
LOCAL REVENUES											
021 TUITION/REIMB MN DISTRICTS	7,181,677	8,580,269	9,812,146	3,482,607	6,329,539	35.49%	36.65%	42.06%	337,902	3,144,704	3,020,462
050 FEES FROM PATRONS	0	0	0	0	0	0.00%	0.00%	0.00%	0	0	0
071 MA REV/DEPT OF HUMAN SVCS	3,979	0	125,000	0	125,000	0.00%	0.00%	100.00%	0	0	3,979
092 INTEREST EARNINGS	848	1,330	3,500	6,059	(2,559)	173.12%	24.39%	51.70%	5,735	324	438
093 RENT	4,245	3,577	7,000	0	7,000	0.00%	0.00%	0.00%	0	0	0
096 GIFTS AND BEQUESTS	1	9,988	0	27,881	(27,881)	0.00%	67.21%	0.00%	21,168	6,714	0
099 MISC REV FROM LOCAL SOURCES	614,224	628,508	603,675	339,673	264,002	56.27%	42.12%	44.17%	74,965	264,709	271,289
Total LOCAL REVENUES	7,804,973	9,223,672	10,551,321	3,856,220	6,695,101	36.55%	37.04%	42.23%	438,769	3,416,451	3,296,168
STATE REVENUES											
211 GENERAL EDUCATION AID	123,538	280,307	108,610	54,159	54,451	49.87%	15.01%	39.79%	12,098	42,061	49,154
300 STATE AID (REQUIRES FIN CODE)	163,487	171,137	170,554	188,609	(18,055)	110.59%	69.20%	0.00%	70,176	118,433	0
360 STATE AID FOR SPECIAL EDUCATION	3,272,583	4,361,312	4,384,602	1,513,823	2,870,779	34.53%	26.89%	34.75%	341,023	1,172,800	1,137,316
370 OTHER, MN DEPT OF EDUCATION	0	396	500	0	500	0.00%	100.00%	0.00%	(396)	396	0
397 TRA & PERA SPEC SITUATIONS PENSION	50,335	0	0	0	0	0.00%	0.00%	0.00%	0	0	0
Total STATE REVENUES	3,609,943	4,813,151	4,664,266	1,756,591	2,907,675	37.66%	27.71%	32.87%	422,902	1,333,689	1,186,470
FEDERAL REVENUES RECEIVED FROM STATE											
400 FEDERAL AID/MDE (REQUIRES FIN)	2,036,519	2,243,008	2,432,443	765,421	1,667,022	31.47%	23.64%	26.35%	235,262	530,160	536,563
406 REFUND OF FEDERAL OVERPAYMENT	0	0	0	0	0	0.00%	0.00%	0.00%	0	0	0
Total REVENUES RECEIVED FROM STATE	2,036,519	2,243,008	2,432,443	765,421	1,667,022	31.47%	23.64%	26.35%	235,262	530,160	536,563
FEDERAL REVENUES RECEIVED FROM FED SOURCES											
500 DIRECT FEDERAL AID (REQUIRES FIN)	0	8,194	0	0	0	0.00%	0.00%	0.00%	0	0	0
Total FEDERAL REVENUES RECEIVED FROM FED SOURCES	0	8,194	0	0	0	0.00%	0.00%	0.00%	0	0	0
LOCAL SALES, INSURANCE RECOVERY, AND JUDGEMENTS											
619 COST MATERIALS/REV PROD (CONTRA)	0	(77)	0	0	0	0.00%	0.00%	0.00%	0	0	0
620 SALES/REV PRODUCING ACTIVITIES	0	287	0	0	0	0.00%	0.00%	0.00%	0	0	0
622 SALES OF MATERIALS (NET OF TX)	5,399	0	1,700	0	1,700	0.00%	0.00%	64.83%	0	0	3,500
624 SALE OF EQUIPMENT	3,650	475	300	0	300	0.00%	63.16%	0.00%	(300)	300	0
625 INSURANCE RECOVERY	4,721	0	0	0	0	0.00%	0.00%	100.00%	0	0	4,721
628 JUDGMENT FOR DISTRICT	0	0	0	0	0	0.00%	0.00%	0.00%	0	0	0
Total LOCAL SALES, INSURANCE RECOVERY, AND JUDGEMENTS	13,769	685	2,000	0	2,000	0.00%	43.78%	59.70%	(300)	300	8,221
SALE OF BONDS AND LOANS											
635 CERTIFICATE OF PARTICIPATION	13,482,888	0	0	0	0	0.00%	0.00%	99.55%	0	0	13,422,003
636 CAPITAL LOANS	0	0	0	0	0	0.00%	0.00%	0.00%	0	0	0
Total SALE OF BONDS AND LOANS	13,482,888	0	0	0	0	0.00%	0.00%	99.55%	0	0	13,422,003
INCOMING TRANSFERS FROM OTHER FUNDS											
649 PERMANENT TRANSFERS/OTHER FUND	0	0	0	0	0	0.00%	0.00%	0.00%	0	0	0
Total INCOMING TRANSFERS FROM OTHER FUNDS	0	0	0	0	0	0.00%	0.00%	0.00%	0	0	0
GENERAL FUND TOTAL	26,948,092	16,288,710	17,650,030	6,378,233	11,271,797	36.14%	32.42%	68.46%	1,097,533	5,280,600	18,449,425

GENERAL FUND - EXPENDITURES BY OBJECT CODE

Goodhue Co Ed District | December 31, 2022



DESCRIPTION	June 30, 2021	June 30, 2022	Adopted Budget	Expenses YTD	Budget Remaining	December 31, 2022	December 31, 2021	December 31, 2020	Current YTD vs. Prior YTD	December 31, 2021	December 31, 2020
						% of Budget Expended	% of Actuals Expended	% of Actuals Expended			
110 ADMINISTRATION/SUPERVISION	755,971	884,732	895,285	448,075	447,210	50.05%	50.13%	51.22%	4,586	443,489	387,213
140 LICENSED CLASSROOM TEACHER	2,260,065	2,803,346	3,203,209	1,093,327	2,109,882	34.13%	31.15%	33.95%	220,223	873,105	767,188
141 NON,LIC CLASSROOM PERSONNEL	200	0	0	0	0	0.00%	0.00%	0.00%	0	0	0
143 LICENSED INSTRUCTIONAL SUPPORT	278,660	389,660	416,984	260,921	156,063	62.57%	40.39%	51.13%	103,523	157,398	142,489
144 NON,LIC INSTRUCTIONAL SUPPORT	0	4,272	0	0	0	0.00%	100.00%	0.00%	(4,272)	4,272	0
145 SUBSTITUTE TEACHER,LICENSED	0	0	0	0	0	0.00%	0.00%	0.00%	0	0	0
146 SUBSTITUTE NON,LIC CLASSROOM	0	0	0	0	0	0.00%	0.00%	0.00%	0	0	0
150 PHYSICAL THERAPIST	140,773	189,483	191,698	80,364	111,334	41.92%	31.35%	42.05%	20,959	59,405	59,193
151 OCCUPATIONAL THERAPIST	287,012	361,824	449,108	149,137	299,971	33.21%	26.33%	37.16%	53,873	95,264	106,668
152 SPEECH/LANGUAGE PATHOLOGIST	670,750	856,116	934,665	311,587	623,078	33.34%	31.78%	33.03%	39,521	272,066	221,525
153 AUDIOLOGIST	65,850	67,444	68,914	23,451	45,463	34.03%	32.55%	33.33%	1,501	21,950	21,950
154 SCHOOL NURSE	162,557	179,535	183,414	61,022	122,392	33.27%	32.27%	30.87%	3,086	57,936	50,181
155 LICENSED NURSING SERVICES	27,571	26,378	25,976	11,300	14,676	43.50%	41.31%	42.23%	403	10,897	11,644
156 SOCIAL WORKER	579,429	689,544	773,135	262,044	511,091	33.89%	30.07%	33.19%	54,728	207,317	192,333
157 SCHOOL PSYCHOLOGIST	740,035	861,336	991,664	280,609	711,055	28.30%	32.08%	32.97%	4,324	276,284	243,979
158 MENTAL HEALTH PROFESSIONAL	0	0	0	0	0	0.00%	0.00%	0.00%	0	0	0
160 MENTAL HEALTH PRACTITIONER	0	0	0	0	0	0.00%	0.00%	0.00%	0	0	0
161 CERTIFIED PARA/PCA	411,293	378,977	521,857	212,950	308,907	40.81%	36.77%	35.60%	73,608	139,342	146,404
162 CERTIFIED ONE ON ONE PARA	46,080	23,141	25,979	27,435	(1,456)	105.61%	80.95%	48.18%	8,703	18,732	22,201
163 FOREIGN LANGUAGE INTERPRETER	0	35	150	0	150	0.00%	100.00%	0.00%	(35)	35	0
164 INTERPRETER FOR THE DEAF	60,081	34,304	37,479	16,135	21,344	43.05%	37.50%	40.25%	3,270	12,865	24,180
165 SCHOOL COUNSELOR	0	55,156	73,999	24,666	49,333	33.33%	19.51%	0.00%	13,904	10,762	0 ¹⁸
169 ALCOHOL AND CD COUNSELOR	0	0	0	0	0	0.00%	0.00%	0.00%	0	0	0
170 NON,INSTRUCTIONAL SUPPORT	174,504	253,207	258,326	134,852	123,474	52.20%	42.04%	47.48%	28,413	106,438	82,859
174 REC SERVICES/DAPE SPECIALIST	40,183	30,161	48,094	10,659	37,435	22.16%	44.37%	33.35%	(2,723)	13,382	13,400
185 OTHER LICENSED/CERTIFIED SALARY	187,357	193,216	210,476	145,255	65,221	69.01%	46.51%	40.51%	55,383	89,872	75,892
186 OTHER NON LICENSED SALARY	49,512	62,602	81,412	54,581	26,831	67.04%	64.30%	9.40%	14,327	40,253	4,652
191 SEVERANCE	0	0	0	0	0	0.00%	0.00%	0.00%	0	0	0
TOTAL SALARIES AND WAGES	6,937,882	8,344,468	9,391,824	3,608,369	5,783,455	38.42%	34.89%	37.10%	697,304	2,911,066	2,573,952
EMPLOYEE BENEFITS											
210 FICA/MEDICARE	504,793	613,028	677,737	266,600	411,137	39.34%	34.41%	37.30%	55,687	210,913	188,263
214 PERA	82,177	90,218	105,252	44,279	60,973	42.07%	35.28%	39.62%	12,451	31,828	32,557
218 TRA	457,804	585,441	654,152	249,488	404,664	38.14%	34.23%	36.43%	49,077	200,411	166,781
220 HEALTH INSURANCE	491,503	652,478	796,570	267,480	529,090	33.58%	31.65%	36.45%	60,998	206,483	179,166
230 LIFE INSURANCE	10,118	11,863	13,314	4,891	8,423	36.74%	35.22%	37.14%	713	4,178	3,758
235 DENTAL INSURANCE	17,437	21,629	26,799	8,750	18,049	32.65%	36.68%	36.97%	816	7,934	6,447
240 LONG TERM DISABILITY INSURANCE	9,437	10,794	12,528	4,412	8,116	35.21%	35.09%	36.66%	624	3,788	3,460
250 TSA/DEFERRED COMP	107,559	126,937	139,558	57,342	82,216	41.09%	38.70%	41.36%	8,214	49,127	44,491
251 TAX ADVANTAGE EMPLOYER HLTH AI	7,629	12,336	3,125	2,500	625	80.00%	19.97%	32.77%	37	2,463	2,500
270 WORKERS COMPENSATION	90,565	92,194	68,033	52,120	15,913	76.61%	53.21%	53.19%	3,064	49,056	48,170
280 UNEMPLOYMENT COMPENSATION	0	7,032	3,535	90	3,445	2.56%	100.00%	0.00%	(6,942)	7,032	0
291 OPEB (PAY AS YOU GO)	0	0	0	0	0	0.00%	0.00%	0.00%	0	0	0
TOTAL EMPLOYEE BENEFITS	1,779,020	2,223,951	2,500,603	957,952	1,542,651	38.31%	34.77%	37.98%	184,739	773,214	675,592
PURCHASED SERVICES											
303 FEDERAL SUB AWARD <=\$25000	501,513	591,928	458,894	151,797	307,097	33.08%	16.80%	21.55%	52,334	99,463	108,090
304 FEDERAL SUB AWARD >\$25000	471,363	447,868	468,807	23,304	445,503	4.97%	4.88%	4.49%	1,459	21,845	21,187
305 CONSULTING FEES/FEES FOR SERVIC	13,646,680	227,139	205,945	174,072	31,873	84.52%	62.24%	1.85%	32,691	141,381	252,300
307 CONTRACT SUB FOR SPEC EDUCATIK	9,168	25,945	31,310	10,091	21,219	32.23%	27.40%	43.65%	2,982	7,109	4,002
308 FEDERAL TUITION PAYMENT <=\$2500	0	0	0	0	0	0.00%	0.00%	0.00%	0	0	0
309 FEDERAL TUITION PAYMENT >\$25000	0	0	0	0	0	0.00%	0.00%	0.00%	0	0	0
315 REPAIRS & MAINT FOR TECHNOLOGY	0	0	6,856	0	6,856	0.00%	0.00%	0.00%	0	0	0
316 SVC PURCH FROM MN JOINT POWER	6,231	6,231	6,231	3,116	3,116	50.00%	50.00%	50.00%	0	3,116	3,116
320 COMMUNICATION SERVICES	23,558	18,762	15,930	8,264	7,666	51.88%	38.56%	32.85%	1,030	7,234	7,739
329 POSTAGE & PARCEL SERVICES	4,175	3,633	5,120	4,608	512	90.00%	22.34%	14.92%	3,796	812	623

DESCRIPTION			Adopted Budget	Expenses YTD	Budget Remaining	December 31, 2022	December 31, 2021	December 31, 2020	Current YTD vs. Prior YTD	December 31, 2021	December 31, 2020
	June 30, 2021	June 30, 2022				% of Budget Expended	% of Actuals Expended	% of Actuals Expended			
330 UTILITY SERVICES	47,213	52,661	55,000	20,832	34,168	37.88%	31.45%	32.60%	4,271	16,561	15,393
335 SHORT TERM LEASE	0	6,615	16,720	4,766	11,954	28.51%	0.00%	0.00%	4,766	0	0
340 INSURANCE	45,515	53,261	55,619	52,576	3,043	94.53%	58.99%	60.98%	21,155	31,421	27,754
350 REPAIRS & MAINTENANCE	111,375	75,489	143,313	56,505	86,808	39.43%	30.45%	63.94%	33,517	22,987	71,218
360 TRANSPORT CONTR <=\$25,000	643	20,258	11,155	11,588	(433)	103.88%	10.47%	0.00%	9,467	2,121	0
365 INTERDEPART TRANSPORT (CHGBK)	0	0	0	0	0	0.00%	0.00%	0.00%	0	0	0
366 TRAVEL CONVENTIONS/CONFERENCE	124,979	180,527	195,860	149,789	46,071	76.48%	45.08%	35.23%	68,417	81,372	44,025
368 OUT OF STATE TRAVEL/FEDERAL REI	0	15,771	17,500	17,609	(109)	100.62%	0.00%	0.00%	17,609	0	0
369 ENTRY FEES/STUDENT TRAVEL ALLO	0	410	0	48	(48)	0.00%	0.00%	0.00%	48	0	0
370 OPERATING LEASE/RENTAL	7,975	0	0	0	0	0.00%	0.00%	45.47%	0	0	3,626
371 PHYSICAL THERAPY <=\$25000	0	0	0	0	0	0.00%	0.00%	0.00%	0	0	0
373 SPEECH SERVICES <=\$25000	0	0	0	0	0	0.00%	0.00%	0.00%	0	0	0
377 SOCIAL WORKER <=\$25000	0	0	0	0	0	0.00%	0.00%	0.00%	0	0	0
378 PSYCHOLOGIST SERVICES <=\$25000	0	0	0	0	0	0.00%	0.00%	0.00%	0	0	0
379 MENTAL HLTH PROFESSIONAL <=\$25	9,418	0	0	0	0	0.00%	0.00%	130.50%	0	0	12,291
389 STAFF TUITION REIMBURSEMENT	0	0	0	0	0	0.00%	0.00%	0.00%	0	0	0
390 PYMT FOR ED PURPOSE TO MN DIST	0	1,668	2,000	1,431	569	71.55%	0.00%	0.00%	1,431	0	0
391 PYMT TO MN SCHOOL (COST SHARE)	0	0	0	0	0	0.00%	0.00%	0.00%	0	0	0
393 SPEC ED TRANSITION/CHILD W/DISAE	0	0	0	0	0	0.00%	0.00%	0.00%	0	0	0
394 PYMT FOR ED TO OTHER AGENCY	888,913	928,940	996,073	185,706	810,367	18.64%	25.95%	18.78%	(55,392)	241,098	166,966
396 SPEC ED SALARY/OTHER DISTRICT	675,300	880,398	1,066,671	80,555	986,116	7.55%	6.65%	8.84%	22,047	58,508	59,710
397 SPEC ED BENEFITS/OTHER DISTRICT	223,571	258,136	343,405	22,211	321,194	6.47%	6.88%	8.33%	4,464	17,747	18,619
TOTAL PURCHASED SERVICES	16,797,588	3,795,640	4,102,409	978,865	3,123,544	23.86%	19.83%	4.86%	226,091	752,775	816,658
SUPPLIES											
401 SUPPLIES, NON INSTRUCTIONAL	90,507	102,774	85,790	98,109	(12,319)	114.36%	61.48%	43.74%	34,926	63,184	39,584
405 NON-INSTRUCTIONAL SOFTWARE LIC	94,076	103,776	91,688	175,980	(84,292)	191.93%	85.32%	78.20%	87,443	88,537	73,571
406 INSTRUCTIONAL SOFTWARE LICENSE	49,784	250,281	211,790	63,620	148,170	30.04%	35.73%	165.86%	(25,809)	89,429	82,573
430 SUPPLIES & MATERIALS NON INDIV IN	6,111	50,456	17,825	18,410	(585)	103.28%	14.44%	58.45%	11,123	7,287	3,572
433 SUPPLIES & MATERIALS INDIV INSTR	87,393	138,519	150,695	65,215	85,480	43.28%	82.73%	78.99%	(49,381)	114,596	69,035
440 FUELS	11,527	23,851	17,300	4,458	12,842	25.77%	15.79%	22.89%	692	3,765	2,639
455 NONINSTRUCTIONAL TECH SUPPLIES	9,601	36,534	3,500	3,723	(223)	106.38%	97.29%	38.33%	(31,819)	35,543	3,680
456 INSTRUCTIONAL TECH SUPPLIES	6,162	5,782	19,800	560	19,240	2.83%	68.97%	94.74%	(3,428)	3,988	5,838
460 TEXTBOOKS	960	573	55,829	2,784	53,045	4.99%	91.27%	100.00%	2,261	523	960
461 STANDARDIZED TESTS	396	55,702	1,307	0	1,307	0.00%	91.42%	0.00%	(50,922)	50,922	0
465 NONINSTRUCTIONAL TECH DEVICES	6,166	18,159	715	1,189	(474)	166.32%	0.00%	100.00%	1,189	0	6,166
466 INSTRUCTIONAL TECH DEVICES	23,447	96,660	0	4,734	(4,734)	0.00%	92.80%	55.28%	(84,966)	89,700	12,961
490 FOOD	820	7,274	5,250	5,844	(594)	111.32%	62.66%	35.28%	1,286	4,558	289
TOTAL SUPPLIES	386,950	890,342	661,489	444,626	216,863	67.22%	62.00%	77.75%	(107,406)	552,032	300,869
SUPPLIES & EQUIPMENT											
510 SITE OR GROUNDS ACQUISITION	0	0	0	0	0	0.00%	0.00%	0.00%	0	0	0
520 BUILDING ACQ OR CONSTRUCTION	0	18,066	92,877	62,334	30,543	67.11%	46.80%	0.00%	53,880	8,455	0
530 OTHER EQUIPMENT PURCHASE	12,922	67,822	7,180	3,329	3,851	46.36%	28.48%	89.43%	(15,989)	19,318	11,557
533 EQUIP SP ED DIRECT INSTRUCTION	2,014	0	2,000	450	1,550	22.52%	0.00%	0.00%	450	0	0
535 CAPITAL LEASES	13,530,000	96,100	0	0	0	0.00%	0.00%	0.00%	0	0	0
550 OTHER VEHICLES, PURCHASE	0	0	0	0	0	0.00%	0.00%	0.00%	0	0	0
555 CAPITAL NONINSTR TECH HARDWAR	1,249	0	0	14,224	(14,224)	0.00%	0.00%	100.00%	14,224	0	1,249
556 CAPITALIZED INSTR TECH HARDWAR	10,855	8,848	0	0	0	0.00%	100.00%	100.00%	(8,848)	8,848	10,855
560 PRIN ON LONG TERM TECH	0	30,011	34,500	27,524	6,976	79.78%	91.71%	0.00%	0	27,524	0
561 INT ON LONG TERM TECH	0	1,900	0	0	0	0.00%	0.00%	0.00%	0	0	0
570 PRIN ON BLDG/LAND LEASE	0	678,069	684,847	37,199	647,648	5.43%	5.36%	0.00%	883	36,315	0
571 INT ON BLDG/LAND LEASE	0	319,765	313,450	156,950	156,500	50.07%	50.07%	0.00%	(3,152)	160,102	0
580 PRINCIPAL ON CAPITAL LEASE	666,334	0	0	0	0	0.00%	0.00%	48.47%	0	0	322,953
581 INTEREST ON CAPITAL LEASE	330,439	0	0	0	0	0.00%	0.00%	1.37%	0	0	4,527
589 LEASE TRANSACTIONS/INSTALL SALE	(13,530,000)	(96,100)	0	0	0	0.00%	0.00%	0.00%	0	0	0
590 OTHER CAPITAL EXPENDITURES	4,500	3,950	4,500	3,350	1,150	74.44%	100.00%	100.00%	(600)	3,950	4,500
TOTAL SUPPLIES & EQUIPMENT	1,028,313	1,128,431	1,139,354	305,360	833,994	26.80%	23.44%	34.58%	40,848	264,512	355,641
OTHER EXPENDITURES											
810 JUDGMENTS AGAINST DISTRICT	0	0	0	0	0	0.00%	0.00%	0.00%	0	0	0
820 DUES, MEMBERSHIP, LICENSE, FEES	27,245	21,175	26,228	17,175	9,053	65.49%	81.16%	83.16%	(11)	17,186	22,657

DESCRIPTION	June 30, 2021	June 30, 2022	Adopted Budget	Expenses YTD	Budget Remaining	December 31, 2022	December 31, 2021	December 31, 2020	Current YTD vs. Prior YTD	December 31, 2021	December 31, 2020
						% of Budget Expended	% of Actuals Expended	% of Actuals Expended		2021	2020
891 TRA & PERA SPEC SITUATION PENSIC	50,335	0	0	0	0	0.00%	0.00%	0.00%	0	0	0
895 FED/NONPUBLIC INDIRECT (CHGBK)	0	(0)	0	0	0	0.00%	0.00%	0.00%	0	0	0
896 TAXES & SPECIAL ASSESSMENTS	56	40	100	689	(589)	688.65%	100.00%	0.00%	648	40	0
TOTAL OTHER EXPENDITURES	77,636	21,215	26,328	17,864	8,464	67.85%	81.20%	29.18%	638	17,226	22,657
OTHER FINANCING USES											
910 PERMANENT TRANSFER/OTHER FUNI	0	0	0	0	0	0.00%	0.00%	0.00%	0	0	0
TOTAL OTHER FINANCING USES	0	0	0	0	0	0.00%	0.00%	0.00%	0	0	0
GENERAL FUND TOTAL	27,007,389	16,404,047	17,822,007	6,313,037	11,508,970	35.42%	32.13%	17.57%	1,042,213	5,270,824	4,745,368

GENERAL FUND - EXPENDITURES BY PROGRAM CODE

Goodhue Co Ed District | December 31, 2022



DESCRIPTION	June 30, 2021	June 30, 2022	Adopted Budget	Expenses YTD	Budget Remaining	December	December	December	Current YTD vs. Prior YTD	December 31, 2021	December 31, 2020
						31, 2022	31, 2021	31, 2020			
						% of Budget Expended	% of Actuals Expended	% of Actuals Expended			
DISTRICT ADMINISTRATION											
010 BOARD OF EDUCATION	14,326	16,794	24,411	9,647	14,764	39.52%	75.24%	74.42%	(2,989)	12,636	10,662
030 INSTRUCTIONAL ADMINISTRATION	65,520	52,714	53,951	27,517	26,434	51.00%	57.40%	59.53%	(2,739)	30,256	39,001
TOTAL - DISTRICT ADMINISTRATION	79,846	69,508	78,362	37,164	41,198	47.43%	61.71%	62.20%	(5,727)	42,891	49,663
SITE ADMINISTRATION											
050 SCHOOL ADMINISTRATION	97,953	287,209	296,102	143,672	152,430	48.52%	46.37%	42.62%	10,498	133,174	41,746
TOTAL - SITE ADMINISTRATION	97,953	287,209	296,102	143,672	152,430	48.52%	46.37%	42.62%	10,498	133,174	41,746
SUPPORT SERVICES											
105 GENERAL ADMINISTRATIVE SUPPORT	106,875	111,359	106,553	132,630	(26,077)	124.47%	95.20%	94.19%	26,613	106,017	100,665
110 BUSINESS SUPPORT SERVICES	120,651	133,796	127,387	131,865	(4,478)	103.52%	94.80%	96.24%	5,028	126,838	116,120
TOTAL - SUPPORT SERVICES	227,526	245,155	233,940	264,496	(30,556)	113.06%	94.98%	95.28%	31,641	232,855	216,785
REGULAR INSTRUCTION											
203 EDUCATION,ELEMENTARY GENERAL	99,611	401,741	469,008	120,825	348,183	25.76%	11.63%	0.00%	74,109	46,716	0
205 TITLE III, PART A LANGUAGE ACQUISITION	18,052	22,563	24,632	20,259	4,373	82.25%	46.89%	65.64%	9,678	10,581	11,850
211 EDUCATION,SECONDARY GENERAL	545,999	844,665	906,932	70,396	836,536	7.76%	4.18%	4.74%	35,053	35,343	25,900
212 VISUAL ART	0	77,730	76,105	29,744	46,361	46.36%	39.08%	0.00%	6,383	23,361	0
219 ENGLISH LEARNER	390,669	421,675	515,086	218,779	296,307	42.47%	34.54%	36.03%	73,142	145,637	140,762
220 ENGLISH, LANGUAGE ARTS	66,007	145,804	150,292	49,704	100,588	33.07%	31.83%	33.34%	3,293	46,411	22,008
230 FOREIGN/NATIVE LANGUAGE	0	30,755	35,298	2,237	33,061	6.34%	0.00%	0.00%	2,237	0	0
240 HEALTH, PHYSICAL ED & RECREATION	6,833	30,359	103,389	16,154	87,235	15.62%	6.44%	28.64%	14,199	1,955	1,957
250 FAMILY LIVING SCIENCE	80,565	94,527	85,115	30,762	54,353	36.14%	28.17%	33.08%	4,138	26,624	26,652
255 INDUSTRIAL EDUCATION	0	10,935	0	0	0	0.00%	0.00%	0.00%	0	0	0
256 MATHEMATICS	78,769	150,134	174,970	28,337	146,633	16.20%	29.20%	32.58%	(15,509)	43,846	25,660
257 COMPUTER SCIENCE/TECHNOLOGY ED	0	0	0	976	(976)	0.00%	0.00%	0.00%	976	0	0
258 MUSIC	0	17,136	40,100	10,887	29,213	27.15%	158.21%	0.00%	(16,224)	27,111	0
260 NATURAL SCIENCES	83,491	127,520	159,313	52,922	106,391	33.22%	22.99%	32.98%	23,600	29,322	27,539
270 SOCIAL SCIENCES/SOCIAL STUDIES	68,633	146,845	153,176	52,452	100,724	34.24%	31.70%	32.92%	5,901	46,551	22,597
TOTAL - REGULAR INSTRUCTION	1,438,628	2,522,391	2,893,416	704,434	2,188,982	24.35%	19.17%	21.20%	220,976	483,458	304,924
EXTRA-CURRICULAR											
298 EXTRA,CURRICULAR ACTIVITIES	0	0	0	0	0	0.00%	0.00%	0.00%	0	0	0
TOTAL - EXTRA-CURRICULAR ACTIVITIES	0	0	0	0	0	0.00%	0.00%	0.00%	0	0	0
VOCATIONAL INSTRUCTION											
380 SPECIAL NEEDS	255,640	276,282	283,245	85,368	197,877	30.14%	26.25%	29.74%	12,831	72,538	76,021
399 CAREER & TECHNICAL GENERAL	71,555	75,332	81,283	0	81,283	0.00%	31.40%	33.17%	(23,653)	23,653	23,738
TOTAL - VOCATIONAL INSTRUCTION	327,195	351,614	364,528	85,368	279,160	23.42%	27.36%	30.49%	(10,823)	96,191	99,759
SPECIAL ED INSTRUCTION											
400 GENERAL SPECIAL EDUCATION	129,400	89,386	91,490	52,435	39,055	57.31%	40.84%	27.11%	15,930	36,504	35,084
401 SPEECH/LANGUAGE IMPAIRED	1,029,586	1,219,870	1,324,610	510,505	814,105	38.54%	37.97%	39.79%	47,298	463,206	409,688
402 MILD,MODERATE COGNITIVE DISAB	86,123	47,429	51,855	22,880	28,975	44.12%	50.47%	49.35%	(1,060)	23,940	42,498
403 SEVERE,PROFOUND COGNITIVE DISAB	14,407	8,250	10,875	1,311	9,564	12.06%	35.17%	28.45%	(1,590)	2,901	4,099
404 PHYSICALLY IMPAIRED	639,551	793,457	901,526	307,384	594,142	34.10%	27.11%	33.87%	92,296	215,088	216,624
405 DEAF, HARD OF HEARING	229,427	303,225	320,816	90,170	230,646	28.11%	27.18%	24.68%	7,750	82,420	56,616
406 VISUALLY IMPAIRED	96,681	93,355	96,682	38,123	58,559	39.43%	30.66%	31.62%	9,505	28,618	28,671
407 SPECIFIC LEARNING DISABILITY	164,476	227,334	211,130	149,293	61,837	70.71%	23.36%	28.24%	96,181	53,113	46,448
408 EMOTIONAL/BEHAVIORAL DISORDER	1,333,715	1,481,281	1,590,945	427,471	1,163,474	26.87%	25.08%	30.47%	55,908	371,563	406,339
410 OTHER HEALTH DISABILITIES	288,286	431,930	375,972	138,657	237,315	36.88%	17.18%	18.57%	64,450	74,207	53,523
411 AUTISTIC SPECTRUM DISORDERS	700,550	725,487	761,375	253,923	507,452	33.35%	34.68%	21.36%	2,348	251,574	149,625
412 DEVELOPMENTALLY DELAYED	895,693	802,868	938,577	310,980	627,597	33.13%	32.05%	32.24%	53,695	257,285	288,805
414 TRAUMATIC BRAIN INJURY	27,155	1,892	1,628	0	1,628	0.00%	598.16%	7.08%	(11,319)	11,319	1,921
416 SEVERELY MULTIPLY IMPAIRED	2,142	6,027	7,566	0	7,566	0.00%	98.98%	0.00%	(5,966)	5,966	0
420 SPECIAL ED,AGGREGATE 3+	2,102,156	2,468,870	3,068,147	1,423,900	1,644,247	46.41%	41.69%	41.35%	394,631	1,029,269	869,292
422 SPECIAL ED,STUDENTS W/O DISABILITES	243,917	313,495	232,860	117,504	115,356	50.46%	35.08%	43.82%	7,535	109,969	106,891
TOTAL - SPECIAL ED INSTRUCTION	7,977,265	9,014,155	9,986,054	3,844,536	6,141,518	38.50%	33.47%	34.05%	827,594	3,016,942	2,716,126
INSTRUCTIONAL SUPPORT											
610 CURRICULUM CONSULT & DEV	352,711	437,677	291,502	83,080	208,423	28.50%	45.09%	45.12%	(114,251)	197,330	159,153
630 INSTRUCTION,RELATED TECHNOLOGY	93,319	254,650	99,803	71,347	28,456	71.49%	79.84%	46.97%	(131,963)	203,310	43,834

DESCRIPTION	June 30, 2021	June 30, 2022	Adopted Budget	Expenses YTD	Budget Remaining	December 31, 2022	December 31, 2021	December 31, 2020	Current YTD vs. Prior YTD	December 31, 2021	December 31, 2020
						% of Budget Expended	% of Actuals Expended	% of Actuals Expended			
640 STAFF DEVELOPMENT	2,140	6,064	14,300	85,629	(71,329)	598.81%	95.96%	93.45%	79,810	5,819	2,000
TOTAL - INSTRUCTIONAL SUPPORT	448,170	698,392	405,605	240,056	165,549	59.18%	58.20%	45.74%	(166,404)	406,460	204,988
PUPIL SUPPORT SERVICES											
710 SECONDARY COUNSELING/GUIDANCE	0	70,599	93,730	31,304	62,426	33.40%	18.59%	0.00%	18,179	13,125	0
715 SCHOOL SECURITY	13,939	0	0	0	0	0.00%	0.00%	0.00%	0	0	0
720 HEALTH SERVICES	251,592	287,496	275,755	99,197	176,558	35.97%	34.45%	32.45%	158	99,039	81,650
730 PSYCHOLOGICAL AND HEALTH SERVICES	891,511	927,890	1,091,448	284,232	807,216	26.04%	32.49%	31.31%	(17,260)	301,492	279,146
740 SOCIAL WORK SERVICES	422,317	506,954	612,647	201,759	410,888	32.93%	25.84%	32.02%	70,766	130,993	135,215
760 PUPIL TRANSPORTATION	7,070	7,080	13,555	14,155	(600)	104.42%	38.13%	54.88%	11,455	2,699	3,880
790 OTHER PUPIL SUPPORT SERVICES	0	0	0	27,881	(27,881)	0.00%	0.00%	0.00%	27,881	0	0
TOTAL - PUPIL SUPPORT SERVICES	1,586,429	1,800,017	2,087,135	658,527	1,428,608	31.55%	30.41%	31.51%	111,179	547,348	499,891
FACILITIES											
810 OPERATIONS & MAINTENANCE	260,215	293,259	333,358	98,582	234,776	29.57%	24.56%	27.29%	26,557	72,025	71,024
850 CAPITAL FACILITIES	1,170,901	1,074,515	1,051,369	201,031	850,338	19.12%	20.64%	41.55%	(20,776)	221,807	486,558
865 LTFM NOT PRO 866,867,868	70,995	47,833	92,138	35,171	56,967	38.17%	36.95%	75.93%	17,497	17,674	53,906
870 BUILDING CONSTRUCTION	0	0	0	0	0	0.00%	0.00%	0.00%	0	0	0
TOTAL - FACILITIES	1,502,112	1,415,606	1,476,865	334,784	1,142,081	22.67%	22.01%	40.71%	23,278	311,506	611,488
OTHER FINANCING USES											
910 RETIRE LONG TERM OBLIGATIONS	13,322,265	0	0	0	0	0.00%	0.00%	0.00%	0	0	0
920 RETIRE NON, BONDED OBLIGATIONS	0	0	0	0	0	0.00%	0.00%	0.00%	0	0	0
950 TRANSFERS	0	0	0	0	0	0.00%	0.00%	0.00%	0	0	0
TOTAL - OTHER FINANCING USES	13,322,265	0	0	0	0	0.00%	0.00%	0.00%	0	0	0
GENERAL FUND TOTAL	27,007,389	16,404,047	17,822,007	6,313,037	11,508,970	35.42%	32.13%	17.57%	1,042,213	5,270,824	4,745,368

Business Manager Report 1-26-23

Budget 2022-23 as of 12/31/22

We have received \$6,378,233 or 36.14% of the adopted budget, compared to 32.42% at Dec 31, 2021 and 68.46% at Dec 31, 2020. We have expended \$6,313,037 or 35.42% of the adopted expense budget, compared to 32.13% at Dec 31, 2021 and 17.57% at Dec 31, 2020.

Cash Flow

Cash flow is looking good until late June 2023, but is tight through Feb, Mar, April (about 1 payroll's worth on hand). We plan to do a progress billing at the end of 1st semester for 5RO which should smooth that out.

Nov and Dec Bank Rec

For your information



**GOODHUE CO ED DISTRICT
2022-23 CASH FLOW**

AS OF 1-19-23

JULY

DATE	ACCOUNTS PAYABLE	PAYROLL	MISC. RECEIPTS	STATE AID	FEDERAL GRANT	RUNNING BALANCE
7/1/2022	-	-	4,420.75	-	-	328,507.53
7/1/2022	-	-	-	-	-	328,507.53
7/9/2022	-	-	192,045.25	-	-	520,552.78
7/15/2022	(527,984.68)	(258,490.28)	188,008.56	147,548.21	-	69,634.59
7/20/2022	-	-	428,203.01	-	-	497,837.60
7/31/2022	(394,212.36)	(226,502.63)	167.92	67,067.37	194,958.96	139,316.86
ENDING BALANCE	(922,197.04)	(484,992.91)	812,845.49	214,615.58	194,958.96	139,316.86

AUGUST

DATE	ACCOUNTS PAYABLE	PAYROLL	MISC. RECEIPTS	STATE AID	FEDERAL GRANT	RUNNING BALANCE
8/1/2022	-	-	10,250.00	-	-	149,566.86
8/4/2022	-	(4,377.68)	-	-	-	145,189.18
8/15/2022	(841,683.63)	(282,146.39)	575,795.00	254,855.99	262,725.72	114,735.87
8/17/2022	-	-	311,812.64	-	345,446.54	771,995.05
8/30/2022	(748,091.81)	(279,592.24)	272,130.92	317,975.22	-	334,417.14
ENDING BALANCE	(1,589,775.44)	(566,116.31)	1,169,988.56	572,831.21	608,172.26	334,417.14

SEPTEMBER

DATE	ACCOUNTS PAYABLE	PAYROLL	MISC. RECEIPTS	STATE AID	FEDERAL GRANT	RUNNING BALANCE
9/1/2022	(173,938.39)	-	91,147.10	-	-	251,625.85
9/15/2022	(190,041.56)	(266,559.30)	-	414,114.87	186,746.53	395,886.39
9/17/2022	(711,977.72)	-	764,771.00	-	-	448,679.67
9/30/2022	(194,108.88)	(264,484.10)	133,033.74	415,244.70	-	538,365.13
ENDING BALANCE	(1,270,066.55)	(531,043.40)	988,951.84	829,359.57	186,746.53	538,365.13

OCTOBER

DATE	ACCOUNTS PAYABLE	PAYROLL	MISC. RECEIPTS	STATE AID	FEDERAL GRANT	RUNNING BALANCE
10/1/2022	-	-	376,639.82	-	289.56	915,294.51
10/9/2022	(265,226.16)	-	268,337.02	-	42,130.10	960,535.47
10/15/2022	(188,741.14)	(255,373.63)	419,227.09	70,308.91	-	1,005,956.70
10/20/2022	(283,865.22)	-	217,644.81	-	-	939,736.29
10/31/2022	(186,124.56)	(254,442.30)	1,736.64	164,803.03	-	665,709.10
ENDING BALANCE	(923,957.08)	(509,815.93)	1,283,585.38	235,111.94	42,419.66	665,709.10

NOVEMBER

DATE	ACCOUNTS PAYABLE	PAYROLL	MISC. RECEIPTS	STATE AID	FEDERAL GRANT	RUNNING BALANCE
11/1/2022	(146,348.43)	-	-	-	-	519,360.67
11/5/2022	-	-	406,018.67	-	8,194.00	933,573.34
11/15/2022	(285,608.00)	(262,136.02)	-	180,280.65	-	566,109.97
11/20/2022	-	-	373,288.76	-	578,674.87	1,518,073.60
11/30/2022	(191,050.26)	(261,262.83)	1,428.14	186,792.15	-	1,253,980.80
ENDING BALANCE	(623,006.69)	(523,398.85)	780,735.57	367,072.80	586,868.87	1,253,980.80

DECEMBER

DATE	ACCOUNTS PAYABLE	PAYROLL	MISC. RECEIPTS	STATE AID	FEDERAL GRANT	RUNNING BALANCE
12/1/2022	(215,048.37)	-	267,881.60	-	-	1,306,814.03
12/8/2022	-	-	-	-	-	1,306,814.03
12/15/2022	(245,586.01)	(263,968.47)	216,104.76	214,694.49	-	1,228,058.80
12/20/2022	-	-	192,078.76	-	-	1,420,137.56
12/31/2022	(209,358.71)	(262,143.42)	2,948.55	117,106.08	-	1,068,690.06
ENDING BALANCE	(669,993.09)	(526,111.89)	679,013.67	331,800.57	-	1,068,690.06

JANUARY

DATE	ACCOUNTS PAYABLE	PAYROLL	MISC. RECEIPTS	STATE AID	FEDERAL GRANT	RUNNING BALANCE	
1/1/2023	-	(1,602.01)	-	-	-	1,067,088.05	
1/8/2023	(320,383.41)	-	167,890.36	-	-	914,595.00	
1/15/2023	(963,626.05)	(243,308.77)	215,537.68	194,799.37	-	117,997.23	
1/20/2023	-	-	272,421.44	-	246,540.69	636,959.36	
1/31/2023	(231,874.99)	(223,011.20)	162,205.90	156,141.44	-	500,420.50	
ENDING BALANCE	(1,515,884.45)	(467,921.98)	-	818,055.38	350,940.81	246,540.69	500,420.50

FEBRUARY

DATE	ACCOUNTS PAYABLE	PAYROLL	MISC. RECEIPTS	STATE AID	FEDERAL GRANT	RUNNING BALANCE	
2/1/2023	(244,551.98)	-	-	-	265,748.17	521,616.69	
2/15/2023	(162,629.65)	(226,455.41)	-	161,258.07	-	293,789.70	
2/20/2023	-	-	290,006.39	-	-	583,796.10	
2/28/2023	(248,025.50)	(224,907.45)	263,297.71	195,176.81	-	569,337.67	
ENDING BALANCE	(655,207.12)	(451,362.86)	-	553,304.10	356,434.88	265,748.17	569,337.67

MARCH

DATE	ACCOUNTS PAYABLE	PAYROLL	MISC. RECEIPTS	STATE AID	FEDERAL GRANT	RUNNING BALANCE	
3/1/2023	(163,511.47)	-	238,674.89	-	-	644,501.10	
3/15/2023	(160,800.26)	(221,116.38)	220,505.24	195,176.80	-	678,266.50	
3/20/2023	(70,404.74)	-	-	-	-	607,861.77	
3/31/2023	(163,395.85)	(225,574.30)	130.70	234,212.17	-	453,234.48	
ENDING BALANCE	(558,112.31)	(446,690.69)	-	459,310.84	429,388.97	-	453,234.48

APRIL

DATE	ACCOUNTS PAYABLE	PAYROLL	MISC. RECEIPTS	STATE AID	FEDERAL GRANT	RUNNING BALANCE	
4/9/2023	(378,746.88)	-	329,434.49	-	-	403,922.09	
4/15/2023	(162,743.84)	(224,013.70)	210,796.45	156,141.44	-	384,102.45	
4/20/2023	-	-	1,051.29	-	-	385,153.74	
4/30/2023	(381,043.52)	(223,493.34)	268,462.12	353,291.95	348,897.98	751,268.93	
ENDING BALANCE	(922,534.24)	(447,507.04)	-	809,744.35	509,433.39	348,897.98	751,268.93

MAY

DATE	ACCOUNTS PAYABLE	PAYROLL	MISC. RECEIPTS	STATE AID	FEDERAL GRANT	RUNNING BALANCE	
5/1/2023	(154,922.14)	-	-	-	2,372.23	598,719.02	
5/15/2023	(297,456.72)	(439,314.66)	210,690.47	195,176.81	-	267,814.92	
5/20/2023	(125,512.86)	-	222.75	-	-	142,524.82	
5/31/2023	(172,475.73)	(239,625.55)	340,625.88	195,176.80	-	266,226.22	
ENDING BALANCE	(750,367.45)	(678,940.21)	-	551,539.11	390,353.61	2,372.23	266,226.22

JUNE

DATE	ACCOUNTS PAYABLE	PAYROLL	MISC. RECEIPTS	STATE AID	FEDERAL GRANT	RUNNING BALANCE	
6/1/2023	(140,613.84)	-	-	-	-	125,612.38	
6/15/2023	(274,803.09)	(249,759.30)	56,036.48	-	-	(342,913.53)	
6/20/2023	-	-	162,045.81	195,176.81	243,977.04	258,286.13	
6/30/2023	(438,244.58)	(291,515.01)	265.87	-	-	(471,207.59)	
ENDING BALANCE	(853,661.51)	(541,274.31)	-	218,348.16	195,176.81	243,977.04	(471,207.59)

TOTALS	(11,254,762.96)	(6,175,176.37)	-	9,125,422.45	4,782,520.14	2,726,702.38	(471,207.59)
--------	-----------------	----------------	---	--------------	--------------	--------------	--------------

New Board Member Orientation

GCED

January 18, 2023 7:00 - 8:30 pm

Imagine. Explore. Persist.

Enhancing Educational Opportunities Through Interdistrict Cooperation



GCED

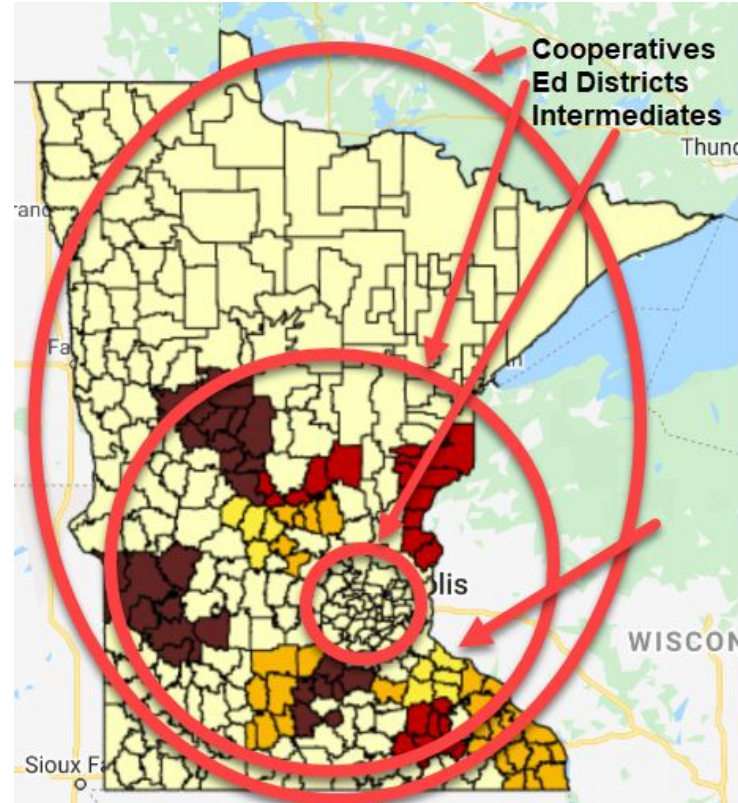
As a district, we are committed to the success of all students by ²⁸ ensuring access to high-quality instruction responsive to their needs and delivered by effective and culturally responsive educators.

Name
Place
Intention

The Why, Overview

What is an Education District?

Minnesota's 12 education districts are regional organizations of school districts designed to increase student opportunity through member cooperation.



Agreements - A Brief History

Agreement to Form - 1990

GCED Bylaws - Adopted 1990

GCED Agreement - Adopted 1991

Joint Powers for Facility - Adopted 2014

[Our Board](#)

GOODHUE COUNTY EDUCATION DISTRICT

BY-LAWS

Goodhue County Education District
395 Guernsey Lane
Red Wing, MN 55066
651-388-4441

GOODHUE COUNTY EDUCATION DISTRICT

AGREEMENT

JOINT POWERS AGREEMENT EDUCATION FACILITY IN RED WING, MINNESOTA

This Agreement is made and entered into this ____ day of _____, 2014, by and among Independent School District No. 252 (Cannon Falls), Independent School District No. 255 (Goodhue), Independent School District No. 2172 (Kenyon-Wanamingo), Independent School District No. 256 (Red Wing), Independent School District No. 2805 (Zumbrota-Mazeppa), and the Goodhue County Education District No. 6051 (hereinafter referred to as the "GCED"), all being school districts and governmental units of the State of Minnesota. Each of the five independent school districts shall hereinafter be referred to as a "Participating Independent District" or collectively the "Participating Independent Districts." The Participating Independent Districts and the GCED shall hereinafter collectively be referred to as the "Collaborating Districts."

RECITALS

WHEREAS, the GCED provides special education and related services, alternative education programs and other education-related programs and services to children who are enrolled in the Participating Independent Districts; and

WHEREAS, the Participating Independent Districts are members of the GCED, and

WHEREAS, at the present time, many of the education-related programs and services provided by the GCED are located at various sites and facilities in southeastern Minnesota, some of which are aging and in need of significant updating; and

Independent school districts intend to enter into
the County Education District:

	2013-2014	2014-2015
#252	1,640	605
	400	400
	3,550	835
Total Pupil Units	7,030	

are contiguous and all belong to the Southern
Cooperative Service Unit (SBCSU).

A district would be established under M.S.
991 for the 1991-92 school year.

education district is to provide the followi

for Handicapped students
for gifted and talented students
for Secondary Vocational
for Early Childhood and Family Education
or Low Incidence Academic Students
ed on Research
es in relation to Health and Counseling

cluded are:

and Management Services
relief Programs
ing Opportunities
e and Curriculum
ve Parents in Planning Student Educa

ive discussed the need and benefits
o years. Cannon Falls, Goodhue, M
rated into the Westjo Education C
nty Education District would add
ove districts have indicated that
ict and join the Goodhue County E

and hearings have been held in
ty Education District:

Public Hearing	Public Hearing	Meet and Confer
4-19-90	4-23-90	10-10-89
4-25-90	4-25-90	5-17-90
4-11-90	4-17-90	5-10-90
4-16-90	4-24-90	5-04-90
4-11-90	4-19-90	5-10-90

Version date: 05-22-14 - Third Revised Version

Cannon Falls
Goodhue
Mazeppa
Red Wing
Zumbrota

The River Bluff Education Center (RBECE) - A Shallow Dive

The GCED leases River Bluff Education Center from the Collaborating Independent School Districts. In other words, *the Collaborating Independent School Districts own the land and the building.* The *GCED leases the land and the building* from the Collaborating Districts.

Lease Levy

Annual Payment

Long Term Facility Maintenance



School Funding - One of these things is not like the other.

General Education Revenue (GER) is the primary source of operating funds for MN's public schools.

GER pays for operating expenses of the district including employee salaries, fringe benefits, and supply costs. GER is the sum of 14 components.

The 14 components of GER:

1. Basic Education Revenue
2. Extended Time Revenue
3. Gifted and Talented
4. Small Schools Revenue
5. Declining Enrollment Revenue
6. Local Optional Revenue
7. Basic Skills Revenue (EL)
8. Sparsity Revenue
9. Operating Capital Revenue
10. Transportation Sparsity Revenue
11. Equity Revenue
12. Transition Revenue
13. Pension Adjustment Revenue
14. Options Adjustments

So, then how are education districts funded?

- **Special Education Programs**
 - GCED reports expenditure & MARSS Data to MDE. MDE tuition bills each resident district.
- **Alternative Education Programs**
 - Expenditures for each program are divided by the number of students served. GCED paper bills by enrollment.
- **5RiversOnline - General education services (only).**
 - Non member residents are billed the general education formula aid + referendum allowance per pupil unit. GCED paper bills each non member resident district.
 - Member residents are billed program costs less non member revenue collected divided by member students served. GCED sends paper bills to the student's resident district.

So, then how are education districts funded?, cont.

- **Staff provided to Member Districts**
 - Each year the Executive Director & Superintendents review & recommend the staffing plan.
 - The GCED board approves this staffing plan (For 22-23 this was done at the Feb-Mar 2022 meetings).
 - Monthly bills are reviewed with the presentation of the Adopted and Revised budget by the GCED board and with the Superintendent's Council. Monthly bills are also shared at any all-county board meeting.
 - Each year these bills adjust during the year to account for disability disbursement, changing needs of the districts and board amendments to the budget.

So, then how are education districts funded?, cont.

- **Audiology**

- GCED employs a 1.0 Audiologist who provides services to 10 districts. Her services are billed out at year end by ADM served in these 10 districts.

- **Third Party Revenue**

- GCED provides all third party billing administration for its members. The cost is split between members based on hours billed to DHS and other insurance.

- **Federal Grant Fiscal Host**

- GCED is the fiscal host to a number of grants: Federal Special Education, Mandatory CEIS, Perkins Consortium, Title III Consortium.
- Examples of expenses paid by these grants: Executive Director's, Itinerant Staff such as the DHOH teachers, Vision Teacher, B-3 SLP, and Autism consultant, Coordinator of Alternative Programs, Instructional Coaches.

So, then how are education districts funded?, cont.

- RBEC Facility

- Member districts lease levy the annual cost of the debt service on RBEC. This amount is collected from the member district taxpayers using the levy process.
- GCED bills the members to collect these dollars to pay the lease payment. This is equal to what the member collects in levy revenue. **It is a pass through.**
- Member districts approve an LTFM plan & collect LTFM levy on behalf of GCED.
- GCED bills the members to collect the LTFM revenue. This amount is equal to what the member collects in levy revenue. **It is a pass through.**
- GCED “charges” a \$30 per ADM operating fee to members to pay for facility and overhead costs that cannot be included in lease levy and LTFM. Member districts are then provided a federal subgrant from the GCED in the exact same amount (\$30 per ADM) for special education benefits resulting in a zero cost to member districts.

So, then how are education districts funded?, cont.

- Overhead
 - This is \$121,000 per year split across districts by December 1 Child Count. GCED provides a federal subgrant back to the districts in the exact same amount for special education benefits resulting in a zero cost to member districts.



[Let's Take a Look!](#)

Switching Hats - Your Special Education Director

Child Count

Collected each year and represents a count of MN children and youth, ages birth through 21, who are eligible for & receiving special education & related services.

Federal Allocations - Outdated and inadequate

[Visual of Impact of outdated formula](#)

Range in IDEA grant amounts to states

FY1999 gap = \$155 verses FY2021 gap = \$1,511

Maintenance of Effort

Districts must **spend same** or **greater** amount of **local funds** on special education from one year to the next.





STRATEGIC PLAN

01

MTSS

02

**Effective
Networking
Meetings**

03

**Onboarding of
Administration**

Multi-Tiered System of Supports

Facilitation of Problem Solving Teams

Goodhue County Child & Family Collaborative

Reading Center Support
- Tier 1, 2, 3

FastBridge K-8

EduClimber Warehouse



Infrastructure for Continuous Improvement



Family and Community Engagement



Multi-Layered Practices and Support



Assessment



Data-Based Decision Making



New Cohorts

Read 180/System 44/Math 180 Cohort

Future Cohorts

State Approved Alternative Programs Staff
Career & Technical Education Teachers &
Community Experts
Shared Advisory Committee
K-3 Gen Ed Teachers Focused on
Reading
Curriculum/Professional Development Leads
MTSS Leads

Current Cohorts

English Learner Teachers/Cultural Liaisons
K-6 Principals
7-12 Principals
School Psychologists
Developmental Adapted Physical Education
Social Workers
Autism Spectrum Disorders Staff
Early Childhood Special Education Staff
Emotional Behavior Disorders Staff
Assistive Technology Workgroup
Speech Language Pathologists
Developmental Cognitive Disabilities Staff
Physical and Other Health Disabilities Staff
Alternative Delivery of Specialized
Instructional Services (ADSIS) Teachers
Instructional & Behavior Coaches

Professional Development

Summer Symposium

GCED Day - Special Education Only

Professional Development for 5RO,
TowerView, & River Bluff Staff

Future:

Shared Professional Development on
common days

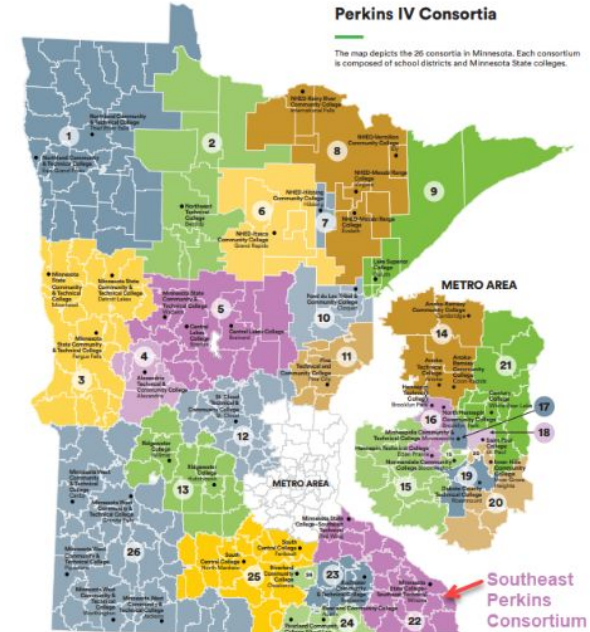
Website with Curriculum / Reading
Resources



Federal & State Programs: Southeast Perkins Consortium

MN State colleges & MN school districts were self-formed into [26 Perkins consortia](#) in 2008 to promote collaborative planning & implementation of Career & Technical Education programs through the Perkins federal grant. Each consortium has, at least, one MN State college & one school district.

The GCED in collaboration with MN College SE spearheaded the formation of the Southeast Perkins Consortium. The GCED is the fiscal host.



No. Consortium Name	No. Consortium Name	No. Consortium Name
1 Pine to Prairie/Northland	10 Carlton County Plus 2	19 South Metro
2 North Country/Northwest	11 Pine Technical	20 Dakota County
3 Lakes Country	12 Great River	21 Northeast Metro
4 Rurystone	13 Mid Minnesota	22 Southeast
5 Central Lakes	14 Oak Land	23 Rochester/ZED
6 Itasca County	15 Southwest Metro	24 Riverland
7 Hibbing/Chisholm	16 Hennepin West	25 South Central
8 East Range	17 Minneapolis	26 Minnesota West
9 Lake Superior	18 St. Paul	



Federal & State Programs: Southeast Perkins Consortium

<https://www.youtube.com/watch?v=nmmYOAUeoUM&t=1s>

Federal – State – Consortium – Regional and Local Efforts

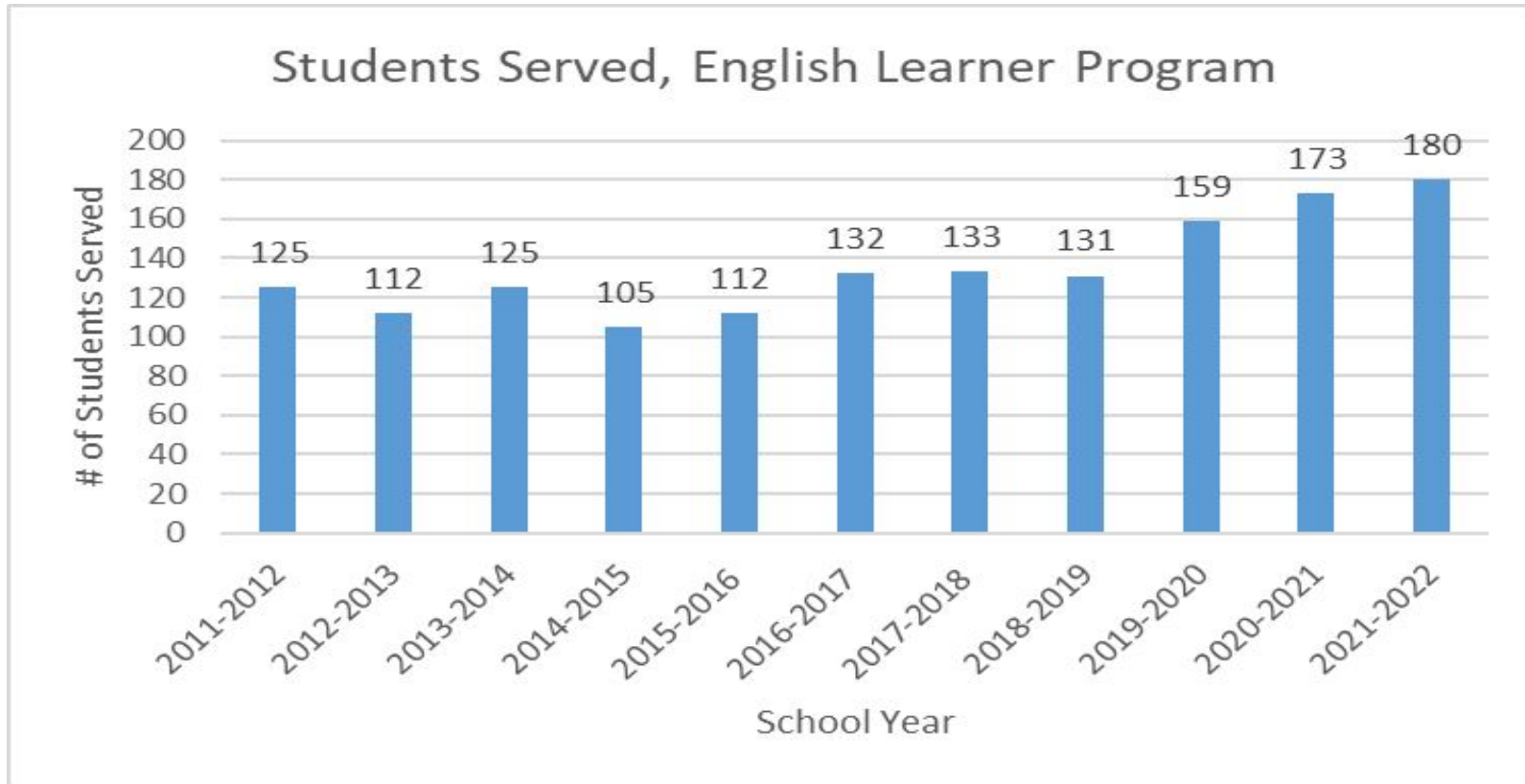
\$219,572.84

21 School District + 2 Education Districts

Goodhue/Wabasha/Winona/Fillmore/Houston Counties



Federal & State Programs: Title III Consortium



State-Approved Alternative Programs



GCED is the **State-Approved Alternative Program (SAAP) provider** for our member districts. Alternative programming is for **students who have unique abilities an opportunity to succeed in a different, smaller educational setting**. We have 3 alternative school day programs and 2 intervention programs.

Alternative Day Programs

- Pathways Middle Level Alternative Learning Center (ALC) (6-7)
- Pathways High School ALC (8-12)
- Tower View High School ALC (10-12)

Intervention Programs

- Targeted Services (K-8)
- Credit Recovery (9-12)

5RiversOnline



REACH Setting IV Program

- Housed at the River Bluff Education Center building.
- Serves students who have a Setting IV Individualized Education Program (IEP).
- Serves students whose emotions or behaviors significantly impact ability to make progress in a traditional school setting.
- Typically have average to above average cognitive ability.
- Currently serving students age 5 - 18.



Secondary Transition Education Program (STEP)

- Housed at the River Bluff Education Center building
- Transition program for students 18 - 21 with Individualized Education Programs (IEPs)
- Students have successfully completed requirements for a high school diploma and are still making progress toward individualized goals and objectives related to transitioning to adult life.
- Community based programs which emphasize employment, independent living skills and further education.



Special Education and Other Supports through GCED

Sometimes referred to as “itinerants”:

- Speech and Language Pathologists
- Occupational Therapists
- Physical Therapists
- School Psychologists
- Vision and Orientation & Mobility Teachers
- Deaf and Hard of Hearing Teachers
- Audiologist
- B-3 Early Childhood Support



Additional supports:

- Autism Consultant
- Behavior Team
- Cultural Liaisons

Current Projects

- Best Teams
- IHE Work
- School Linked Mental Health Grant

Questions

Tour

- XIX. **Old Business:**
A. 2nd Reading of Policy 513

513 STUDENT PROMOTION, RETENTION, AND PROGRAM DESIGN

I. PURPOSE

The purpose of this policy is to provide guidance to professional staff, parents, and students regarding student promotion, retention, and program design.

II. GENERAL STATEMENT OF POLICY

The education district board expects all students to achieve at an acceptable level of proficiency. Parental assistance, tutorial and remedial programs, counseling, and other appropriate services shall be coordinated and utilized to the greatest extent possible to help students succeed in school.

A. Promotion

Students who achieve at levels deemed acceptable by local and state standards shall be promoted to the next grade level at the completion of each school year.

B. Retention

Retention of a student may be considered when professional staff and parents feel that it is in the best interest of the student. Physical development, maturity, and emotional factors shall be considered, as well as scholastic achievement. The executive director's decision shall be final.

C. Program Design

1. The executive director, with participation of the professional staff and parents, shall develop and implement programs to challenge students that are consistent with the needs of students at every level. A process to assess and evaluate students for program assignment shall be developed in coordination with such programs. Opportunities for special programs and placement outside of the education district shall also be developed as additional options. All programs will be aligned with creating the World's Best Workforce.
2. The education district will adopt guidelines for assessing and identifying students for participation in gifted and talented programs. The guidelines should include the use of:
 - a. multiple objective criteria; and
 - b. assessments and procedures that are valid and reliable, fair, and based on current theory and research. Assessments and procedures should be sensitive to under-represented groups, including, but not limited to, low-income, minority, twice-exceptional, and English learners.
3. The education district will adopt procedures for the academic acceleration of gifted and talented students. These procedures will include how the education district will:

- a. assess a student's readiness and motivation for acceleration; and
 - b. match the level, complexity, and pace of the curriculum to a student to achieve the best type of academic acceleration for that student.
4. The education district will adopt procedures which describe the comprehensive evaluation in cognitive, social, and emotional development domains to help determine a child's ability to meet kindergarten grade expectations and progress to first grade in the subsequent year for early admission to kindergarten or first grade of gifted and talented learners. The comprehensive evaluation must use valid and reliable instrumentation, be aligned with state kindergarten expectations, and include a parental report and teacher observations of the child's knowledge, skills, and abilities. The procedures must be sensitive to under-represented groups.

Legal References: Minn. Stat. § 120B.15 (Gifted and Talented Students Program)
Minn. Stat. § 123B.143, Subd. 1 (Superintendent)

Cross References: MSBA/MASA Model Policy 613 (Graduation Requirements)
MSBA/MASA Model Policy 614 (School District Testing Plan and Procedure)
MSBA/MASA Model Policy 615 (Testing Accommodations, Modifications, and Exemptions for IEPs, Section 504 Plans, and LEP Students)
MSBA/MASA Model Policy 617 (School District Ensurance of Preparatory and High School Standards)
MSBA/MASA Model Policy 618 (Assessment of Student Achievement)
MSBA/MASA Model Policy 620 (Credit for Learning)

- XX. B. Executive Director Evaluation
- New Business:**
- A. Licensed Staff Seniority List

Name	DATE EMPLOYED	QUALIFIED SUBJECT/FIELD
Womeldorff, Jill	8/25/1992	Audiology; Communication Disorders
Angell, Michele	12/6/1996	School Social Worker
Rodgers, Matthew	8/30/1999	School Social Worker
Bodenhamer, Susan	8/15/2002	Early Childhood Special Education; Elementary Education; Pre-Kindergarten
Wiley, Abby	6/16/2003	Developmental Disabilities; Teacher-Coordinator Work Based Learning
Dahling, Sara	7/1/2004	School Nurse
Grobe, Emily	6/8/2005	Emotional Behavioral Disorders; Learning Disabilities
Carlson, Melissa	8/28/2006	Early Childhood Special Education; Elementary Education; Pre-Kindergarten
Archambault, Teasha	6/19/2006	Physical Therapist
Hermann, Anna	7/24/2006	English as a Second Language
Kirk, Kristin	6/9/2009	School Psychologist
Paulson, Molly	6/8/2011	School Psychologist
Burvee, Laura	6/30/2011	School Social Worker
Tlougan, Jessica	4/6/2012	Blind or Visually Impaired; Learning Disabilities; Occupational Therapist
Johnson, Weston	4/30/2012	Reading; Learning Disabilities
Zorn, Alicia	6/21/2012	Early Childhood Education; Early Childhood Special Education
Anderson, Stacey	6/13/2013	Developmental Disabilities; Teacher-Coordinator Work Based Learning
Dodge-Brage, Molly	8/21/2013	School Social Worker
Nerison, Jennifer	8/26/2013	Emotional Behavioral Disorders; Learning Disabilities
Molde-Boeding, Jayne	5/26/2014	Physical Therapist
Bartelma, Abby	5/28/2014	School Psychologist
Walther, Adam	5/11/2015	Mathematics
Norton, Becky	6/2/2015	Science 5-8; Life Science 9-12
Meyer, Nicole	6/2/2015	Early Childhood Special Education
Hanlin, Alison	6/29/2015	Occupational Therapist
Woodard, Lindsay	7/13/2015	Speech Language Pathologist; Director of Special Education; Principal K-12
Braford, Julie	8/21/2015	Academic and Behavioral Strategist
Testen, Mary	12/17/2015	Occupational Therapist
McLaren, Arlie	3/24/2016	Occupational Therapist
Liljevall, Brittany	5/2/2016	School Psychologist
Booth, Lynn	5/5/2016	Speech Language Pathologist
Sperger, Sarah	5/23/2016	Early Childhood Special Education; Early Childhood Education
Zyskowski, Karly	6/9/2016	Speech Language Pathologist
McElmury, Michelle	6/20/2016	7-12 English; Language Arts
O'Donnell, Casey	7/30/2016	English As A Second Language
Zeissler, Heather	8/1/2016	English As A Second Language; Communication Arts/Literature
Cordes, Erica	8/5/2016	Elementary Education; Autism Spectrum Disorders
Kroneman, Peter	8/9/2016	7-12 Social Studies -ALL-
Petersen, Tira	8/24/2016	Academic and Behavioral Strategist
Boraas, Tiffany	8/29/2016	School Nurse
Wiggin, Jodi	11/11/2016	Oral/Aural Deaf Education
Roben, Samantha	5/1/2017	Emotional Behavior Disorders; Learning Disabilities

LOA FY22, FY23

Weisenbeck, Stephanie	5/14/2017	Speech Language Pathologist
Nelson, Danny	6/16/2017	Middle School Social Studies; 7-12 Social Studies
Holt, Makenna	8/21/2017	School Psychologist
Carlson, Megan	4/3/2018	Speech Language Pathologist
Rome, Candis	4/30/2018	School Psychologist
Nolan, Rebecca	5/17/2018	Speech Language Pathologist
King, Brandon	6/4/2018	Developmental Adapted Physical Education; Health Education; Physical Education
McNallie, Laurie	6/4/2018	Family and Consumer Sciences; Reading
Nelson, Ashley	6/12/2018	School Social Worker
Tulip, Kaycee	6/25/2018	School Social Worker
Siepelmeier, Shannon	4/9/2019	Speech Language Pathologist
Lemmon, Kelsey	04/19/19	School Psychologist
Cromer, Samantha	7/16/2019	Early Childhood Education; Early Childhood Special Education
Diggins, Elizabeth	7/23/2019	Elementary Education
Lodermeier, Kamie	8/2/2019	School Social Worker
King, Andrea	8/5/2019	School Social Worker
Coulson, Tess	8/16/2019	School Psychologist
Stark, Cathy	6/5/2020	Elementary Education; 5-8 Communication Arts/Literature
Houck, Brenda	06/08/21	Elementary Education
Rausch, Katie	06/28/21	Visual Arts
Olson, Margaret	06/30/21	Speech Language Pathologist
Roath, Catherine	08/24/21	5-12 Social Studies
Marrs, Daniel	08/31/21	Instrumental; Classroom Music
Sharp, Jennifer	09/09/21	Elementary Education; 5-8 Mathematics
Thompson, Sara	09/10/21	Elementary Education; 5-8 Communication Arts/Literature
Raasch, Heidi	10/27/21	School Counselor
PROBATIONARY		
Atkinson, Korissa	07/05/22	School Social Worker
Bowe, Katee	2/15/2020	Occupational Therapist
Buckingham, Gwen	06/29/21	School Nurse
Cekalla, Alea	05/09/22	Academic and Behavioral Strategist; Elementary Education
Dick, Olivia	06/28/22	Occupational Therapist
Ean, Amanda	05/06/22	Visual Arts
Ebert, Alexis	04/04/21	School Psychologist
Gadient, Katherine	08/10/21	Elementary Education; Early Childhood Education
Gnotke, Nicole	7/2/2015	Emotional Behavior Disorder
Grammond, Lauren	05/11/21	School Social Worker
Hammes, Stephanie	08/08/22	Early Childhood Special Education
Hauschildt, Stacey	09/16/21	Emotional Behavior Disorders; Pre K to Adult Short Call Substitute
Hodgell, Linda	08/03/22	Elementary Education; Reading
Holdorf, Kendra	4/6/2022	School Social Worker
Jacobson, Diane	6/9/2020	English As A Second Language
Kittelson, Elizabeth	08/24/22	School Social Worker
Larson, Katie	06/28/22	Elementary Education

Lundberg Bogner, Michelle	04/11/21	School Psychologist
Mittelstadt, Annie	01/03/22	Academic and Behavioral Strategist
Molitor, Courtney	08/15/22	School Social Worker
Morse, Maggie	03/01/22	5-8 Science; 9-12 Life Science; 9-12 Chemistry
Ocel, Madeline	07/02/21	Speech Language Pathologist
Paulson, Ryan	05/26/2022	Autism Spectrum Disorders
Pelletier, Cori	03/31/21	Speech Language Pathologist
Price, Morgan	01/10/22	School Social Worker
Putt, Paul	08/20/21	Elementary Education; 5-8 Social Studies
Rude, Sally	8/30/2020	School Nurse
Runquist, Elizabeth	08/24/21	Elementary Education
Senechalle, Megan	5/5/2020	Speech Language Pathologist
Werner, Ashlyn	09/30/21	Speech Language Pathologist
Yusten, Nikki	2/16/2020	Occupational Therapist

***Does not include 22-23 school year**

Paraprofessional Seniority List

NAME	DATE EMPLOYED	POSITION	2022 End Date	Years Worked
Kraft, Annette	11/13/2000	Paraprofessional-KW	6/30/2022	21 years, 7 months, 17 days
Morgan, Nicole	11/18/2013	Paraprofessional-ZM	6/30/2022	8 years, 7 months, 12 days
Hall, Jamie	8/3/2015	Paraprofessional	6/30/2022	6 years, 10 months, 27 days
Walz, Julie	1/21/2016	Paraprofessional	6/30/2022	6 years, 5 months, 9 days
Harty, Anne	8/15/2016	Paraprofessional	6/30/2022	5 years, 10 months, 15 days
McDonnell, Melody	9/19/2016	Paraprofessional	6/30/2022	5 years, 9 months, 11 days
Avery, Todd	11/10/2016	Paraprofessional	6/30/2022	5 years, 7 months, 20 days
McDonnell, Amanda	10/1/2017	Paraprofessional	6/30/2022	4 years, 8 months, 29 days
Visconti, Patti	11/26/2018	Paraprofessional	6/30/2022	3 years, 7 months, 4 days
Peterson, Isaac	8/1/2019	Paraprofessional	6/30/2022	2 years, 10 months, 29 days
Schenech, Megan	3/23/2020	Paraprofessional	6/30/2022	2 years, 3 months, 7 days
Acosta, Kailee	8/1/2020	Paraprofessional	6/30/2022	1 years, 10 months, 29 days
Probationary				
Rowan, Tonya	04/06/2022	Paraprofessional	06/30/2022	0 years, 2 months, 24 days
Garcia, Shelly	08/22/2022	Paraprofessional	06/30/2022	
Topliff, Will	08/22/2022	Paraprofessional	06/30/2022	
Lindquist, Jasmyn	08/22/2022	Paraprofessional	06/30/2022	
Hakseth, Kaylee	08/22/2022	Paraprofessional	06/30/2022	
Anderson, Riley	11/14/2022	Paraprofessional	06/30/2022	
*DOES NOT INCLUDE 22-23 SCHOOL YEAR				

**Resolution Directing the Administration to Make Recommendations
Regarding the Reduction and/or Discontinuance of Programs and Positions
and Reasons Therefor**

_____ introduced the following resolution and moved its adoption:
BOARD MEMBER NAME

WHEREAS, the financial limitations of the District dictate that the School Board must reduce expenditures and there has been a reduction in overall student enrollment, and

WHEREAS, this reduction in expenditure and this decrease in student enrollment may necessitate the discontinuance or reduction of programs and/or the discontinuance or reduction of positions, and

WHEREAS, a determination must be made as to whether programs or positions must be reduced and/or discontinued,

BE IT RESOLVED, by the School Board of the Goodhue County Education District No. 6051-61 as follows:

That the Board hereby directs the Executive Director and Administration to consider the discontinuance and/or reduction of programs or positions to effectuate economies in the District and reduce expenditures and/or as a result of a reduction in enrollment and make recommendations to the School Board for the discontinuance of programs, reduction of programs, discontinuance of positions, or the reduction of positions.

VOTING RECORD

The motion for the adoption of the preceding resolution was duly seconded by _____ and upon vote being taken thereon, the following voted in favor thereof,

the following voted against the same:

whereupon said resolution was declared duly passed and adopted on _____.

- XXI. **Other:**
- XXII. **Comments: Board/Director**
- XXIII. **Next Meeting Date: February 23, 2023 at 7:00 PM at the River Bluff Education Center in Red Wing.**
- XXIV. **Adjournment**