

**GOODHUE COUNTY EDUCATION DISTRICT BOARD AGENDA**

**Wednesday, January 26, 2022 at 7:00 PM**

**River Bluff Education Center, Red Wing**

**395 Guernsey Ln**

**Red Wing, MN 55066**

**AGENDA**

- I. **Call to Order/Adoption of Agenda:**
- II. Annual Reorganization:
- III. Board Officers: Chair, Vice Chair, Officer of Business Affairs  
(Elected Chair and Officer of Business Affairs will need to sign SMART Signature Form)
- IV. Board Salaries: Current \$90 regular meetings, \$75 negotiation meetings, \$60 special board meetings.  
Mileage is set at the current Federal Reimbursement Rate.
- V. Official Newspaper: Currently Red Wing Republican Eagle.
- VI. Official Depository: Merchants Bank in Red Wing, Bremer Bank and MSDLAF:
- VII. Official Legal Advisor: Currently Knutson, Flynn & Deans P.A. Knutson, Flynn & Deans P.A. is no longer handling school law. Recommendation to have Kennedy & Graven Chartered be out official legal advisor.
- VIII. Board Meeting Calendar: January - December 2022: 2

**GOODHUE COUNTY EDUCATION DISTRICT BOARD MEETING DATES**

**January – December 2022**

**7:00 p.m. (unless noted below)**

**Cafetorium if in person**

**River Bluff Education Center, Red Wing**

**Virtual Meetings will be held via Zoom**

**Access to the Zoom Meeting can be requested. Please contact [cluhman@gced.k12.mn.us](mailto:cluhman@gced.k12.mn.us)**

**Review of Bills (come 15 minutes before mtg.)**

January 26, 2022	Wednesday	7:00 p.m.	<b>Dawn Balow</b>
February 24, 2022	Thursday	7:00 p.m.	<b>Katie Lochner</b>
March 24, 2022	Thursday	7:00 p.m.	<b>Holly Tauer</b>
April 28, 2022	Thursday	7:00 p.m.	<b>Kevin Anderson</b>
May 26, 2022	Thursday	7:00 p.m.	<b>Jim Wendt</b>
June 22, 2022	Wednesday	7:00 p.m.	<b>Jerry Stehr</b>
July 28, 2022	Thursday	7:00 p.m.	<b>Dawn Balow</b>
August 25, 2022	Thursday	7:00 p.m.	<b>Katie Lochner</b>
September 22, 2022	Thursday	7:00 p.m.	<b>Holly Tauer</b>
<b>No meeting in October</b>			
November 3, 2022	Thursday	7:00 p.m.	<b>Kevin Anderson</b>
December 7, 2022	Wednesday	6:00 p.m.	<b>Jim Wendt</b>

\*Should a meeting be postponed on short notice due to weather or another serious event, the meeting will be held the following Thursday at the same time in the same location.

- IX. Meet and Confer Committee: Current Representative is Jerry Stehr.
- X. Policies Committee: Current Representatives are Kevin Anderson and Katie Lochner.
- XI. Insurance Committee: Current Representative Katie Lochner.
- XII. Negotiations Committee: Current Representatives are Dawn Balow and Jim Wendt.
- XIII. Technology Committee: Current Representative is Holly Tauer
- XIV. Resolution Memberships: MN School Board Association (MSBA), MSBA Policy Continuation, Minnesota Rural Educators Association (MREA) and Southeast Service Cooperative (SSC)
- XV. Authorization to invest surplus funds/wire transfers within funds: Currently Cheryl Johnson, Executive Director and Jackie Paradis, Business Manager
- XVI. **Consent Agenda:**
  - A. Approval of December 1, 2021 Regular Meeting Minutes, December 10, 2021 Special Board Meeting Minutes and January 10, 2022 Special Board Meeting Minutes. 4

**GOODHUE COUNTY EDUCATION DISTRICT BOARD**  
**MINUTES**  
**Wednesday, December 1, 2021 at 6:00 PM**  
**River Bluff**  
**Education Center**  
**395 Guernsey Ln.**  
**Red Wing, MN 55066**

**MEMBERS PRESENT: D. Balow, K. Anderson, J. Stehr, H. Tauer, J. Wendt, C. Johnson**

**MEMBERS ABSENT: K. Lochner**

**OTHERS: J. Paradis, C. Luhman, S. Salvesson**

- I. Call to Order/Adoption of Agenda:** D. Balow called the meeting to order. K. Anderson motioned to adopt the agenda. J. Stehr seconded, motion carried.
- II. Consent Agenda:** J. Wendt motioned to approve the consent agenda. J. Stehr seconded, motion carried.
  - A. Approval of November 3, 2021 Minutes
  - B. Approval of Claims: Jim Wendt (please come 15 minutes early)
  - C. Staff Updates:
    - 1. Resignations:**
    - 2. New Hire:** *Anne Mittelstadt, SPED Teacher - 5RO effective 1/3/2022; Carianne Roschen, .5 MARSS Coordinator/.5 Tower View Building Support Secretary - GCED effective 11/15/2021; Marley Strand, Parent Support Specialist - District Wide effective 11/29/2021*
    - 3. Transfers:**
    - 4. Re-assignment:**
- III. Public Input:** The policy of the education district board is to encourage discussion by persons of subjects related to the management of the district at board meetings. The board shall, as a matter of policy, protect the legal rights to privacy and due process of employees and students. Persons who wish to have a subject discussed at a public board meeting must notify the executive director's office in advance of the board meeting. The person should provide his or her name, address, the name of group represented (if any), and the subject to be covered or the issue to be addressed. The board retains the discretion to limit discussion of any agenda item to a reasonable period of time as determined by the board.
- IV. Reports and Communication:**
  - A. Business Manager Report: J. Paradis reported on the 2021-22 budget as of 10/31/2021. We have received \$3,256,662 or 21.36% of the adopted revenue budget, compared to 12.75% at 10/31/20 and 22% at 10/31/19. We have expended \$3,490,735 or 21.29% of the adopted expense budget, compared to 21.04% at 10/31/20 and 20.69% at 10/31/19. We are not looking at a cash flow shortage for 21-22. The October bank reconciliation is included in the board packet for your information.
  - B. 5RO Update: C. Johnson mentioned that Kim Cory is currently going around to each member district's board meetings and presenting on 5RO. She will plan to bring an update to the GCED board at the January meeting.
- V. Old Business:**
- VI. New Business:**
  - A. World's Best WorkForce: C. Johnson shared the World's Best WorkForce Report which shows the 2020-21 goal results and the 2021-22 goals. This presentation has been included in the board packet. Q Comp funds can carry over to the next year if not used. J. Wendt motioned to approve the World's Best WorkForce Report. K. Anderson seconded, motion carried.
  - B. Annual Audit Report: C. Johnson welcomed Steve Salvesson from Smith-Schafer & Associates. S. Salvesson mentioned that they issued an unmodified "clean" opinion on the District's 6/30/21 financial statement and that they provide reasonable, but not absolute, assurance that District's financials are free of material misstatement. Under the Minnesota Legal Compliance there were no compliance exceptions. For the Internal Control Letter, there were no findings and the single audit no findings. General Fund expenditures exceeded revenues by \$223,571 in FY 2021. Actual expenditures were \$223,102 which was less than the approved budget. The unassigned General Fund balance on June 30, 2021 is 9.3% of current General Fund expenditures. Cash flow and Fund balance considerations include: Changes in metering of

State payments which affects payments of State special education aid and payments by member districts. No authority to borrow or levy taxes. J. Stehr motioned to approve the Annual Audit Report. J. Wendt seconded, motion carried.

- C. Teachers On Call Rate Increase Request: C. Johnson mentioned that RBEC is currently having a shortage of substitute teachers and paraprofessionals. C. Johnson brought this to the superintendents of the member districts to see if they are having the same issue and to compare substitute rates. Currently CF is paying \$120, \$130 & \$140; Goodhue is \$135; LC is \$120 plus additional \$50 COVID stipend; KW is \$120 with an increase shortly to \$150; RW \$200 for permanent subs, \$170 for daily subs, \$180 for former employees, \$215 for special education subs; ZM is \$120 and currently GCED is \$140 for days 1-4, then day 5 is \$150. D. Balow motioned to raise the sub rate for GCED to \$220 for the remainder of this year. J. Wendt seconded, motion was rescinded. D. Balow motioned to keep the current rate and add a \$70 crisis stipend. J. Wendt seconded, motion carried. C. Johnson mentioned we will need to look at the paraprofessional rate as well at another meeting. That current rate is \$14/hour.

**VII. Other:**

**VIII. Comments: Board/Director:** D. Balow recognized C. Johnson for earning the national award for CASE 2021 Outstanding Administrator of Special Education. C. Johnson was awarded this at the CASE conference November 23rd, 2021 in Arkansas. Congratulations Cherie.

**IX. Next Meeting Date: Wednesday, January 26, 2022 at 7:00 PM at the River Bluff Education Center in Red Wing.**

**X. Adjournment:** H. Tauer motioned to adjourn. J. Stehr seconded, motion carried.

**GOODHUE COUNTY EDUCATION DISTRICT BOARD MINUTES**

**Friday, December 10, 2021 at 7:00 AM**

**Cafetorium and via Zoom**

**395 Guernsey Ln**

**Red Wing, MN 55066**

**MEMBERS PRESENT: D. BALOW; J. WENDT; K. LOCHNER; J. STEHR**

**MEMBERS ABSENT: H. TAUER; K. ANDERSON**

**OTHERS: C. JOHNSON; C. LUHMAN**

- I. Call Meeting to Order/Adopt Agenda: D. Balow called the meeting to order. J. Wendt motioned to adopt the agenda. K. Locher seconded, motion carried.
- II. Adjustment to the GCED Calendar: C. Johnson commented about the number of staff absences and the lack of substitute teachers. She is hoping the new sub rates will help. Although RBEC has student days on the Wednesday, Thursday and Friday before break, three of the member districts have Thursday and Friday off. Because there have been days built into the calendar for snow days and because we can eliminate instructional days and still meet the hours requirements, C. Johnson is recommending that we change the number of student days in the week before break. Another suggestion that she will be looking into is the possibility of taking one day a month off after holiday break, similar to what Rochester Public School is doing. These would be staff planning days. With the number of preps that teachers have lost due to absences, this would provide much needed prep time. This may be brought to the January meeting for discussion. J. Stehr motioned to change the calendar to show two student days, Monday and Tuesday and two staff days Wednesday and Thursday for the week of December 20-23, 2021. J. Wendt seconded, motion carried by roll call vote. D. Balow-yes; J. Stehr-yes; K. Lochner-yes; J. Wendt-yes.
- III. Adjourn: J. Wendt motioned to adjourn. J. Stehr seconded, motion carried by roll call vote. J. Stehr-yes; K. Lochner-yes; J. Wendt-yes; D. Balow-yes.

**GOODHUE COUNTY EDUCATION DISTRICT BOARD**  
**SPECIAL MEETING MINUTES**  
**Monday, January 10, 2022 at 5:00 PM**  
**395 Guernsey Lane, Red Wing**  
**And Via ZOOM**

**MEMBERS PRESENT: J. Wendt, D. Balow, J. Stehr, H. Tauer, K. Anderson**

**MEMBERS ABSENT: K. Lochner**

**OTHERS: C. Johnson, C. Luhman**

- I. **Call Meeting to Order/Adopt the Agenda:** D. Balow called the meeting to order. J. Wendt motioned to adopt the agenda. J. Stehr seconded, motion carried by roll call vote. J. Wendt-yes; D. Balow-yes; J. Stehr-yes; H. Tauer-yes; K. Anderson-yes.
- II. **Policy 491 Mandatory COVID-19 Vaccination or Testing and Face Coverings Policy:** C. Johnson presented information on Policy 491. The Occupational Safety and Health Administration (OSHA) Emergency Temporary Standard (ETS) is currently before the U.S. Supreme Court, which will hear oral arguments on Friday, January 7, 2022. This fast-track approach may lead to a quick ruling: MSBA will monitor the arguments on January 7 and will reach out to school districts as soon as a decision is handed down. Minnesota OSHA (MNOSHA) Role. MNOSHA plays a significant role in the state's implementation of OSHA regulations. On December 21, 2021, MNOSHA reported on its plans to adopt the ETS as early as January 3, 2022. In light of the Supreme Court scheduled hearing, MNOSHA stated that it will not issue citations for noncompliance with any ETS requirements before January 10, 2022. In addition, MNOSHA will not issue citations for noncompliance with the standard's testing requirements before February 9, 2022, so long as an employer is exercising reasonable, good faith efforts to comply. If the Supreme Court upholds the OSHA ETS, employers with 100 or more employees need to adopt a vaccination or vaccination and testing policy on or before January 10, 2022. Both FT, PT and seasonal (ESY) staff would need to follow this policy. Staff that are hired by GCED that work in a member district would follow our policy. Eighty-seven % of staff are fully vaccinated. Remaining staff that are not vaccinated would need to be tested weekly and provide test results. Up to 4 hours paid leave per dose for the 2 initial doses, does not include booster vaccine. This allowed time would not come out of leave. Accommodation requests: exemptions are not offered under this policy, accommodations for sincerely held religious beliefs or those under the ADA would be considered. It would cost approximately \$7200 a month to test unvaccinated staff. We cannot use special education funding to cover that cost. We would need to bill the member districts like we do with other none special education costs. Face coverings are more restrictive under this policy. There is no additional paid time for staff that test positive. New hires would need to be in compliance with this policy before their first work day. Vaccination records are kept with the school nurse and not in personnel files. The school nurse would keep a spreadsheet with test results. If OSHA asks for records, we have 4 hours to produce the information. J. Wendt motioned to approve Policy 491 unless stayed by Federal OSHA and MNOSHA. H. Tauer seconded, motion carried by roll call vote. D. Balow-yes; J. Stehr-yes; H. Tauer-yes; K. Anderson-yes; J. Wendt-yes.
- III. **Continuing Coverage Issues at RBEC and Possible Calendar Adjustments:** C. Johnson mentioned that in December, the board increased the rate of pay for substitute teachers. Even with this action, we are continuing to have coverage concerns. In the first three days following the Winter Break, 20% of the RBEC staff were out on Monday, January 3rd, 27% of the RBEC staff were out on Tuesday, January 4th and 27% of the staff were out on Wednesday, January 5th. On those same three days, we were only able to get one outside substitute. The remaining coverage is through combining classes and teachers who are present giving up their prep time to cover. Districts are required to have 1020 hours of instruction per year. The GCED calendar instructional days over this minimum requirement. Reminder that the Board reduced two student days prior to Winter Break. Licensed staff worked on those days. Paraprofessionals that wanted to work were given the opportunity to do so. I am recommending that the Board approve the following calendar changes:

- January 17 is currently a student and staff day. Make this a no student and no staff day.
- January 21 is currently a student and staff day. Make this a no student and no staff day.
- February 9 is currently a student and staff day. Make this a teacher work day.
- February 18 is currently a student and staff day. Make this a no student and no staff day.

J. Wendt motioned to approve the calendar adjustments. H. Tauer seconded, motion carried by roll call vote. J. Stehr-yes; H. Tauer-yes; K. Anderson-yes; J. Wendt-yes; D. Balow-yes.

**Adjourn:** H. Tauer motioned to adjourn. K. Anderson seconded, motion carried by roll call vote. H. Tauer-yes; K. Anderson-yes; J. Wendt-yes; D. Balow-yes; J. Stehr-yes.

B. Approval of Claims: D. Balow (please come in 15 minutes to review claims)

10

## Goodhue County Ed District Payment Reg by Bank and Check

Bank	Batch	Pmt No	Check No	Pay Type	Grp Code	Rcd	Vendor	Tax Class	Print	Recon	Void	Pay/Void Date	Amount
MERC		36195		Wire	1	04060	PERA-PUBLIC EMPLOYEES RETIREMT		No	Yes	No	11/30/2021	6,803.22
MERC		36196		Wire	1	04062	MIN TEACHERS RETIREMENT ASSOC		No	Yes	No	11/30/2021	41,733.57
MERC		36197		Wire	1	2284	E. B. C., LLC /ACS		No	Yes	No	11/30/2021	15,254.24
MERC		36198		Wire	1	2392	US Dept of Treasury		No	Yes	No	11/30/2021	69,900.19
MERC		36199		Wire	1	2396	MN Dept of Revenue		No	Yes	No	11/30/2021	11,757.56
MERC		36200		Wire	1	2501	Merchants Bank		No	Yes	No	11/30/2021	2,235.75
MERC		36251		Wire	1	1280	DELTA DENTAL PLAN OF MN		No	Yes	No	12/02/2021	6,181.45
MERC		36252		Wire	1	2216	KWIK TRIP EXTENDED NETWORK		No	Yes	No	12/02/2021	390.75
MERC		36253		Wire	1	04060	PERA-PUBLIC EMPLOYEES RETIREMT		No	Yes	No	12/15/2021	7,100.85
MERC		36254		Wire	1	04062	MIN TEACHERS RETIREMENT ASSOC		No	Yes	No	12/15/2021	43,340.38
MERC		36255		Wire	1	2284	E. B. C., LLC /ACS		No	Yes	No	12/15/2021	15,254.24
MERC		36256		Wire	1	2392	US Dept of Treasury		No	Yes	No	12/15/2021	73,270.38
MERC		36257		Wire	1	2396	MN Dept of Revenue		No	Yes	No	12/15/2021	12,392.30
MERC		36258		Wire	1	2501	Merchants Bank		No	Yes	No	12/15/2021	2,114.68
MERC		36308		Wire	1	2216	KWIK TRIP EXTENDED NETWORK		No	Yes	No	12/17/2021	78.97
MERC		36309		Wire	1	3232	ENTERPRISE FM TRUST		No	Yes	No	12/17/2021	2,627.63
MERC		36310		Wire	1	3505	CAPITAL ONE		No	Yes	No	12/17/2021	324.08
MERC		36338		Wire	1	2216	KWIK TRIP EXTENDED NETWORK		No	Yes	No	12/28/2021	254.60
MERC		36342		Wire	1	04060	PERA-PUBLIC EMPLOYEES RETIREMT		No	Yes	No	12/30/2021	6,856.13
MERC		36343		Wire	1	04062	MIN TEACHERS RETIREMENT ASSOC		No	Yes	No	12/30/2021	42,982.22
MERC		36344		Wire	1	2284	E. B. C., LLC /ACS		No	Yes	No	12/30/2021	15,966.74
MERC		36345		Wire	1	2392	US Dept of Treasury		No	Yes	No	12/30/2021	72,777.95
MERC		36346		Wire	1	2396	MN Dept of Revenue		No	No	No	12/30/2021	12,345.69
MERC		36347		Wire	1	2501	Merchants Bank		No	Yes	No	12/30/2021	2,149.66
MERC		36401		Wire	1	03977	SOUTHEAST SERVICE COOPERATIVE		No	No	No	01/13/2022	68,444.52
MERC		36402		Wire	1	04060	PERA-PUBLIC EMPLOYEES RETIREMT		No	No	No	01/13/2022	6,124.58
MERC		36403		Wire	1	04062	MIN TEACHERS RETIREMENT ASSOC		No	No	No	01/13/2022	44,506.26
MERC		36404		Wire	1	1280	DELTA DENTAL PLAN OF MN		No	No	No	01/13/2022	6,088.05
MERC		36405		Wire	1	2216	KWIK TRIP EXTENDED NETWORK		No	No	No	01/13/2022	650.89
MERC		36406		Wire	1	2284	E. B. C., LLC /ACS		No	No	No	01/13/2022	15,408.40
MERC		36407		Wire	1	2392	US Dept of Treasury		No	No	No	01/13/2022	73,110.61
MERC		36408		Wire	1	2396	MN Dept of Revenue		No	No	No	01/13/2022	12,884.13
MERC		36409		Wire	1	2501	Merchants Bank		No	No	No	01/13/2022	2,369.91
MERC		36410		Wire	1	3329	CHASE CARD SERVICES		No	No	No	01/13/2022	17,561.72
MERC		36193	19668	Check	1	1984	E. B. C., LLC/Flex		Yes	Yes	No	11/30/2021	828.07
MERC		36192	19669	Check	1	09118	EDUCATION MN - GCED		Yes	Yes	No	11/30/2021	2,834.28
MERC		36194	19670	Check	1	3235	Goodhue Co Ed Dist Paraprofessional Unio		Yes	Yes	No	11/30/2021	180.27
MERC		36237	19671	Check	1	3415	AMAZON CAPITAL SERVICES		Yes	Yes	No	12/02/2021	2,498.01
MERC		36235	19672	Check	1	3347	ASL INTERPRETING SERVICES, INC		Yes	Yes	No	12/02/2021	885.00

## Goodhue County Ed District Payment Reg by Bank and Check

Bank	Batch	Pmt No	Check No	Pay Type	Grp Code	Rcd	Vendor	Tax Class	Print	Recon	Void	Pay/Void Date	Amount
MERC		36230	19673	Check	1	3277	BOOTH, LYNN		Yes	Yes	No	12/02/2021	147.84
MERC		36226	19674	Check	1	3155	BREDEMUS HARDWARE COMPANY, INI		Yes	Yes	No	12/02/2021	39.00
MERC		36219	19675	Check	1	2766	CASHMAN BRIAN		Yes	Yes	No	12/02/2021	1,040.88
MERC		36234	19676	Check	1	3329	CHASE CARD SERVICES		Yes	Yes	No	12/02/2021	11,454.02
MERC		36201	19677	Check	1	00433	CITY OF RED WING		Yes	Yes	No	12/02/2021	690.21
MERC		36236	19678	Check	1	3414	COULSON, TESS		Yes	Yes	No	12/02/2021	89.60
MERC		36233	19679	Check	1	3297	DEL CARMEN POSADA JARAMILLO, MA	Ind/Sole Proprietor	Yes	Yes	No	12/02/2021	469.61
MERC		36210	19680	Check	1	2284	E. B. C., LLC /ACS		Yes	Yes	No	12/02/2021	117.03
MERC		36224	19681	Check	1	3126	FERNBROOK FAMILY CENTER	S Corporation	Yes	Yes	No	12/02/2021	31,141.48
MERC		36214	19682	Check	1	2921	FUN AND FUNCTION		Yes	Yes	No	12/02/2021	277.59
MERC		36242	19683	Check	1	3528	GADIENT, KATHERINE		Yes	Yes	No	12/02/2021	88.48
MERC		36202	19684	Check	1	01904	GOODHUE PUBLIC SCHOOL		Yes	Yes	No	12/02/2021	619.66
MERC		36203	19685	Check	1	04580	GRIMSRUD PUBLISHING INC		Yes	Yes	No	12/02/2021	137.30
MERC		36205	19686	Check	1	09162	HILLYARD FLOOR CARE SUPPLY		Yes	Yes	No	12/02/2021	97.84
MERC		36227	19687	Check	1	3163	ILLUMINATE EDUCATION, INC	C Corporation	Yes	Yes	No	12/02/2021	165.00
MERC		36240	19688	Check	1	3466	JACOBSON, DIANE		Yes	Yes	No	12/02/2021	325.92
MERC		36231	19689	Check	1	3287	KREMER, MICHELE		Yes	No	No	12/02/2021	56.00
MERC		36207	19690	Check	1	1483	LAKE CITY PUBLIC SCHOOLS		Yes	Yes	No	12/02/2021	3,593.75
MERC		36238	19691	Check	1	3417	LEMMON, KELSEY		Yes	No	No	12/02/2021	53.76
MERC		36213	19692	Check	1	2345	LEWISTON-ALTURA SCHOOLS		Yes	Yes	No	12/02/2021	900.00
MERC		36245	19693	Check	1	3532	LUNDBERG BOGNER, MICHELLE		Yes	No	No	12/02/2021	69.44
MERC		36225	19694	Check	1	3145	MARQUARDT, JENNIFER		Yes	Yes	No	12/02/2021	395.92
MERC		36244	19695	Check	1	3531	MCGRAW HILL, LLC		Yes	Yes	No	12/02/2021	1,523.71
MERC		36221	19696	Check	1	3002	MOLDE-BOEDING, JAYNE		Yes	Yes	No	12/02/2021	263.76
MERC		36232	19697	Check	1	3296	MUTUAL OF OMAHA		Yes	Yes	No	12/02/2021	2,864.69
MERC		36250	19698	Check	1	3549	NAMI MINNESOTA		Yes	Yes	No	12/02/2021	200.00
MERC		36208	19699	Check	1	1784	NCS PEARSON, INC.		Yes	Yes	No	12/02/2021	184.44
MERC		36248	19700	Check	1	3547	NOLAN, REBECCA		Yes	Yes	No	12/02/2021	147.28
MERC		36228	19701	Check	1	3233	O'DONNELL, CASEY		Yes	Yes	No	12/02/2021	99.68
MERC		36246	19702	Check	1	3544	OLSON, MEGAN		Yes	Yes	No	12/02/2021	60.48
MERC		36218	19703	Check	1	2648	OTICON		Yes	Yes	No	12/02/2021	179.15
MERC		36209	19704	Check	1	2200	PETERSEN, LYNNE		Yes	Yes	No	12/02/2021	336.56
MERC		36206	19705	Check	1	1150	PHONAK, LLC		Yes	Yes	No	12/02/2021	100.00
MERC		36243	19706	Check	1	3529	PUTT, PAUL		Yes	Yes	No	12/02/2021	215.00
MERC		36204	19707	Check	1	09129	RED WING IND SCHOOL DIST 256		Yes	Yes	No	12/02/2021	227.72
MERC		36249	19708	Check	1	3548	RED WING PLUMBING & HEATING LLC	LLC - S Corp	Yes	Yes	No	12/02/2021	700.00
MERC		36247	19709	Check	1	3546	SCHOOL SPECIALTY, LLC		Yes	Yes	No	12/02/2021	236.27
MERC		36223	19710	Check	1	3078	SHRED-N-GO	S Corporation	Yes	Yes	No	12/02/2021	55.75
MERC		36239	19711	Check	1	3438	SOURCEWELL TECHNOLOGY	Other	Yes	Yes	No	12/02/2021	230.00

## Goodhue County Ed District Payment Reg by Bank and Check

Bank	Batch	Pmt No	Check No	Pay Type	Grp Code	Rcd	Vendor	Tax Class	Print	Recon	Void	Pay/Void Date	Amount
MERC		36212	19712	Check	1	2316	ST. CHARLES PUBLIC SCHOOLS		Yes	Yes	No	12/02/2021	981.79
MERC		36215	19713	Check	1	2585	TEACHERS ON CALL	C Corporation	Yes	Yes	No	12/02/2021	730.80
MERC		36222	19714	Check	1	3011	U.S. BANK EQUIPMENT FINANCE		Yes	Yes	No	12/02/2021	290.00
MERC		36211	19715	Check	1	2303	WABASHA-KELLOGG PUBLIC SCHOOL		Yes	Yes	No	12/02/2021	678.50
MERC		36229	19716	Check	1	3236	WIGGIN, JODI		Yes	No	No	12/02/2021	565.60
MERC		36216	19717	Check	1	2591	WINSOR LEARNING, INC	S Corporation	Yes	Yes	No	12/02/2021	5,500.00
MERC		36217	19718	Check	1	2645	WPS PUBLISHING		Yes	Yes	No	12/02/2021	769.10
MERC		36241	19719	Check	1	3468	YUSTEN, NIKKI		Yes	Yes	No	12/02/2021	292.88
MERC		36220	19720	Check	1	2986	YUSTY-ROJAS, JEIMMY		Yes	Yes	No	12/02/2021	328.72
MERC		36260	19721	Check	1	1984	E. B. C., LLC/Flex		Yes	Yes	No	12/15/2021	828.07
MERC		36259	19722	Check	1	09118	EDUCATION MN - GCED		Yes	No	No	12/15/2021	2,869.53
MERC		36261	19723	Check	1	3235	Goodhue Co Ed Dist Paraprofessional Unic		Yes	No	No	12/15/2021	180.27
MERC		36296	19724	Check	1	3415	AMAZON CAPITAL SERVICES		Yes	Yes	No	12/17/2021	5,002.29
MERC		36268	19725	Check	1	09427	ARENDE, RENE		Yes	Yes	No	12/17/2021	189.28
MERC		36295	19726	Check	1	3347	ASL INTERPRETING SERVICES, INC		Yes	Yes	No	12/17/2021	285.00
MERC		36292	19727	Check	1	3318	AVANT ASSESSMENT, LLC		Yes	Yes	No	12/17/2021	199.00
MERC		36306	19728	Check	1	3551	BECKNER, MEYER SHI WON	Ind/Sole Proprietor	Yes	No	No	12/17/2021	89.14
MERC		36269	19729	Check	1	1497	BODENHAMER, SUSAN		Yes	Yes	No	12/17/2021	111.55
MERC		36289	19730	Check	1	3277	BOOTH, LYNN		Yes	Yes	No	12/17/2021	166.04
MERC		36283	19731	Check	1	3155	BREDEMUS HARDWARE COMPANY, INI		Yes	Yes	No	12/17/2021	1,086.00
MERC		36288	19732	Check	1	3249	BUCHAL, AMY		Yes	No	No	12/17/2021	68.32
MERC		36302	19733	Check	1	3527	BUCKINGHAM, GWEN		Yes	Yes	No	12/17/2021	13.44
MERC		36276	19734	Check	1	2495	CALEDONIA AREA PUBLIC SCHOOLS		Yes	No	No	12/17/2021	264.00
MERC		36293	19735	Check	1	3335	CARLSON, MEGAN		Yes	No	No	12/17/2021	6.72
MERC		36298	19736	Check	1	3444	EDGENUITY INC	C Corporation	Yes	Yes	No	12/17/2021	6,435.00
MERC		36280	19737	Check	1	2871	EMC Insurance Companies		Yes	Yes	No	12/17/2021	12,927.14
MERC		36305	19738	Check	1	3550	FLOCABULARY		Yes	No	No	12/17/2021	120.00
MERC		36291	19739	Check	1	3300	FORUM COMMUNICATIONS CO.	S Corporation	Yes	Yes	No	12/17/2021	496.80
MERC		36287	19740	Check	1	3244	GENERAL PARTS LLC	LLC - Partnership	Yes	Yes	No	12/17/2021	333.95
MERC		36270	19741	Check	1	2174	INNOVATIVE OFFICE SOLUTIONS		Yes	Yes	No	12/17/2021	271.27
MERC		36279	19742	Check	1	2865	INTELLICENTS		Yes	Yes	No	12/17/2021	1,250.00
MERC		36262	19743	Check	1	00367	KENYON-WANAMINGO PUBLIC SCHOC		Yes	Yes	No	12/17/2021	1,756.42
MERC		36294	19744	Check	1	3345	K-LOG, INC.		Yes	Yes	No	12/17/2021	5,387.26
MERC		36281	19745	Check	1	2960	LANGUAGE LINE SERVICES	C Corporation	Yes	Yes	No	12/17/2021	654.92
MERC		36275	19746	Check	1	2440	LIBERTY'S RESTAURANT		Yes	Yes	No	12/17/2021	388.19
MERC		36265	19747	Check	1	00714	LRP PUBLICATIONS		Yes	Yes	No	12/17/2021	3,504.00
MERC		36285	19748	Check	1	3215	MCGRAW-HILL EDUCATION-DON'T USE		Yes	Yes	No	12/17/2021	433.77
MERC		36264	19749	Check	1	00707	MENARD'S RED WING		Yes	Yes	No	12/17/2021	8.94
MERC		36266	19750	Check	1	02672	METRO SALES, INC.		Yes	Yes	No	12/17/2021	184.83

## Goodhue County Ed District Payment Reg by Bank and Check

Bank	Batch	Pmt No	Check No	Pay Type	Grp Code	Rcd	Vendor	Tax Class	Print	Recon	Void	Pay/Void Date	Amount
MERC		36278	19751	Check	1	2711	MIN PEIP		Yes	Yes	No	12/17/2021	2,081.48
MERC		36304	19752	Check	1	3533	MUSIC MART		Yes	Yes	No	12/17/2021	5,334.04
MERC		36307	19753	Check	1	3552	NORTON, BECKY		Yes	Yes	No	12/17/2021	68.75
MERC		36290	19754	Check	1	3282	PRESENCE LEARNING, INC	C Corporation	Yes	Yes	No	12/17/2021	1,315.00
MERC		36303	19755	Check	1	3529	PUTT, PAUL		Yes	Yes	No	12/17/2021	73.92
MERC		36267	19756	Check	1	09129	RED WING IND SCHOOL DIST 256		Yes	Yes	Yes	12/17/2021	1,857.10
MERC		36267	19756	Check	1	09129	RED WING IND SCHOOL DIST 256		Yes	Yes	Yes	12/23/2021	(1,857.10)
MERC		36274	19757	Check	1	2410	SCHOOL MANAGEMENT SERVICES	S Corporation	Yes	Yes	No	12/17/2021	41,451.00
MERC		36300	19758	Check	1	3504	SENECHALLE, MEGAN		Yes	Yes	No	12/17/2021	170.63
MERC		36297	19759	Check	1	3419	SFRC, LLC-TERRAFORM POWER		Yes	Yes	No	12/17/2021	3,250.94
MERC		36271	19760	Check	1	2212	SMITH-SCHAFFER & ASSOC., LTD	C Corporation	Yes	Yes	No	12/17/2021	7,500.00
MERC		36263	19761	Check	1	00702	SOUTHPAW ENTERPRISES		Yes	Yes	No	12/17/2021	2,444.54
MERC		36286	19762	Check	1	3222	SPERGER, SARAH		Yes	Yes	No	12/17/2021	1,160.88
MERC		36277	19763	Check	1	2585	TEACHERS ON CALL		Yes	Yes	No	12/17/2021	1,046.05
MERC		36284	19764	Check	1	3159	TESTEN, MARY	C Corporation	Yes	Yes	No	12/17/2021	115.36
MERC		36273	19765	Check	1	2324	TIERNEY BROTHERS, INC.		Yes	Yes	No	12/17/2021	7,398.00
MERC		36282	19766	Check	1	3011	U.S. BANK EQUIPMENT FINANCE		Yes	Yes	No	12/17/2021	689.00
MERC		36299	19767	Check	1	3480	UMB BANK, N.A.		Yes	Yes	No	12/17/2021	1,650.00
MERC		36301	19768	Check	1	3526	VAULT MEDICAL SERVICES, PA		Yes	No	No	12/17/2021	5,450.00
MERC		36272	19769	Check	1	2315	WINONA PUBLIC SCHOOLS		Yes	Yes	No	12/17/2021	900.00
MERC		36320	19770	Check	1	2568	ACADEMIC THERAPY PUBLICATIONS		Yes	No	No	12/28/2021	187.00
MERC		36333	19771	Check	1	3415	AMAZON CAPITAL SERVICES		Yes	No	No	12/28/2021	110.82
MERC		36331	19772	Check	1	3399	ANDERSON, KEVIN		Yes	No	No	12/28/2021	212.80
MERC		36311	19773	Check	1	1046	ASCD		Yes	No	No	12/28/2021	134.83
MERC		36329	19774	Check	1	3347	ASL INTERPRETING SERVICES, INC		Yes	No	No	12/28/2021	600.00
MERC		36322	19775	Check	1	3010	BALOW, DAWN		Yes	No	No	12/28/2021	105.28
MERC		36315	19776	Check	1	1497	BODENHAMER, SUSAN		Yes	No	No	12/28/2021	73.92
MERC		36332	19777	Check	1	3414	COULSON, TESS		Yes	No	No	12/28/2021	156.80
MERC		36330	19778	Check	1	3371	DIVISION MECHANICAL SERVICES	S Corporation	Yes	No	No	12/28/2021	308.00
MERC		36325	19779	Check	1	3126	FERNBROOK FAMILY CENTER	S Corporation	Yes	No	No	12/28/2021	31,141.48
MERC		36327	19780	Check	1	3244	GENERAL PARTS LLC	LLC - Partnership	Yes	No	No	12/28/2021	2,971.89
MERC		36316	19781	Check	1	2174	INNOVATIVE OFFICE SOLUTIONS		Yes	No	No	12/28/2021	8,122.68
MERC		36318	19782	Check	1	2251	KENNEDY & GRAVEN		Yes	No	No	12/28/2021	117.50
MERC		36328	19783	Check	1	3302	LOCHNER, KATIE		Yes	No	No	12/28/2021	60.48
MERC		36337	19784	Check	1	3531	MCGRAW HILL, LLC		Yes	No	No	12/28/2021	7,000.00
MERC		36313	19785	Check	1	1307	MERISON, JENNIFER		Yes	No	No	12/28/2021	59.36
MERC		36326	19786	Check	1	3233	O'DONNELL, CASEY		Yes	No	No	12/28/2021	100.80
MERC		36317	19787	Check	1	2200	PETERSEN, LYNNE		Yes	No	No	12/28/2021	277.20
MERC		36312	19788	Check	1	1150	PHONAK, LLC		Yes	No	No	12/28/2021	2,457.98

## Goodhue County Ed District Payment Reg by Bank and Check

Bank	Batch	Pmt No	Check No	Pay Type	Grp Code	Rcd	Vendor	Tax Class	Print	Recon	Void	Pay/Void Date	Amount
MERC		36336	19789	Check	1	3504	SENECHALLE, MEGAN		Yes	No	No	12/28/2021	16.02
MERC		36324	19790	Check	1	3078	SHRED-N-GO	S Corporation	Yes	No	No	12/28/2021	55.75
MERC		36334	19791	Check	1	3438	SOURCEWELL TECHNOLOGY	Other	Yes	No	No	12/28/2021	160.00
MERC		36321	19792	Check	1	2585	TEACHERS ON CALL	C Corporation	Yes	No	No	12/28/2021	3,048.57
MERC		36335	19793	Check	1	3455	THOMFORDE, JEROD		Yes	No	No	12/28/2021	90.00
MERC		36323	19794	Check	1	3011	U.S. BANK EQUIPMENT FINANCE		Yes	No	No	12/28/2021	290.00
MERC		36314	19795	Check	1	1344	WENDT, JIM		Yes	No	No	12/28/2021	221.76
MERC		36319	19796	Check	1	2315	WINONA PUBLIC SCHOOLS		Yes	No	No	12/28/2021	3,150.00
MERC		36340	19797	Check	1	1984	E. B. C., LLC/Flex		Yes	No	No	12/30/2021	804.39
MERC		36339	19798	Check	1	09118	EDUCATION MN - GCED		Yes	No	No	12/30/2021	2,919.30
MERC		36341	19799	Check	1	3235	Goodhue Co Ed Dist Paraprofessional Unic		Yes	No	No	12/30/2021	160.24
MERC		36388	19800	Check	1	3421	ALBIN ACQUISITION CORP		Yes	No	No	01/13/2022	80.50
MERC		36386	19801	Check	1	3415	AMAZON CAPITAL SERVICES		Yes	No	No	01/13/2022	719.09
MERC		36358	19802	Check	1	09427	ARENDT, RENE		Yes	No	No	01/13/2022	276.64
MERC		36385	19803	Check	1	3347	ASL INTERPRETING SERVICES, INC		Yes	No	No	01/13/2022	315.00
MERC		36380	19804	Check	1	3249	BUCHAL, AMY		Yes	No	No	01/13/2022	75.04
MERC		36394	19805	Check	1	3527	BUCKINGHAM, GWEN		Yes	No	No	01/13/2022	17.36
MERC		36350	19806	Check	1	01903	CANNON FALLS ISD #252		Yes	No	No	01/13/2022	2,512.50
MERC		36393	19807	Check	1	3505	CAPITAL ONE		Yes	No	No	01/13/2022	137.92
MERC		36349	19808	Check	1	00433	CITY OF RED WING		Yes	No	No	01/13/2022	614.61
MERC		36379	19809	Check	1	3242	CORPORATE MECHANICAL		Yes	No	No	01/13/2022	656.00
MERC		36366	19810	Check	1	2361	DEMCO		Yes	No	No	01/13/2022	8,412.99
MERC		36362	19811	Check	1	1984	E. B. C., LLC/Flex		Yes	No	No	01/13/2022	1,289.59
MERC		36365	19812	Check	1	2284	E. B. C., LLC /ACS		Yes	No	No	01/13/2022	123.35
MERC		36375	19813	Check	1	3117	EDMENTUM		Yes	No	No	01/13/2022	266.00
MERC		36355	19814	Check	1	09118	EDUCATION MN - GCED		Yes	No	No	01/13/2022	2,919.30
MERC		36384	19815	Check	1	3300	FORUM COMMUNICATIONS CO.	S Corporation	Yes	No	No	01/13/2022	435.00
MERC		36368	19816	Check	1	2521	FUN AND FUNCTION		Yes	No	No	01/13/2022	1,551.27
MERC		36395	19817	Check	1	3528	GADIENT, KATHERINE		Yes	No	No	01/13/2022	73.92
MERC		36377	19818	Check	1	3235	Goodhue Co Ed Dist Paraprofessional Unic		Yes	No	No	01/13/2022	160.24
MERC		36351	19819	Check	1	01904	GOODHUE PUBLIC SCHOOL		Yes	No	No	01/13/2022	12.50
MERC		36363	19820	Check	1	2174	INNOVATIVE OFFICE SOLUTIONS		Yes	No	No	01/13/2022	117.28
MERC		36371	19821	Check	1	2865	INTELLICENTS		Yes	No	No	01/13/2022	1,250.00
MERC		36390	19822	Check	1	3466	JACOBSON, DIANE		Yes	No	No	01/13/2022	225.12
MERC		36348	19823	Check	1	00367	KENYON-WANAMINGO PUBLIC SCHOC		Yes	No	No	01/13/2022	1,631.25
MERC		36382	19824	Check	1	3287	KREMER, MICHELE		Yes	No	No	01/13/2022	67.20
MERC		36360	19825	Check	1	1483	LAKE CITY PUBLIC SCHOOLS		Yes	No	No	01/13/2022	518.75
MERC		36357	19826	Check	1	09421	LAKESHORE LEARNING MATERIALS		Yes	No	No	01/13/2022	114.98
MERC		36372	19827	Check	1	2960	LANGUAGE LINE SERVICES	C Corporation	Yes	No	No	01/13/2022	378.29

## Goodhue County Ed District Payment Reg by Bank and Check

Bank	Batch	Pmt No	Check No	Pay Type	Grp Code	Rcd	Vendor	Tax Class	Print	Recon	Void	Pay/Void Date	Amount
MERC		36367	19828	Check	1	2440	LIBERTY'S RESTAURANT		Yes	No	No	01/13/2022	223.41
MERC		36396	19829	Check	1	3531	MCGRAW HILL, LLC		Yes	No	No	01/13/2022	6,872.39
MERC		36383	19830	Check	1	3296	MUTUAL OF OMAHA		Yes	No	No	01/13/2022	2,878.90
MERC		36400	19831	Check	1	3554	NELSON, DANNY		Yes	No	No	01/13/2022	183.68
MERC		36397	19832	Check	1	3544	OLSON, MEGAN		Yes	No	No	01/13/2022	60.48
MERC		36359	19833	Check	1	1150	PHONAK, LLC		Yes	No	No	01/13/2022	57.95
MERC		36381	19834	Check	1	3282	PRESENCE LEARNING, INC	C Corporation	Yes	No	No	01/13/2022	1,122.00
MERC		36376	19835	Check	1	3121	RED WING AREA CHAMBER OF COMMI		Yes	No	No	01/13/2022	320.00
MERC		36356	19836	Check	1	09129	RED WING IND SCHOOL DIST 256		Yes	No	No	01/13/2022	5,450.25
MERC		36353	19837	Check	1	03350	REGION V COMPUTER SERVICES		Yes	No	No	01/13/2022	1,557.75
MERC		36398	19838	Check	1	3545	ROHAN, JILL		Yes	No	No	01/13/2022	86.80
MERC		36391	19839	Check	1	3474	SFGFII, LLC	LLC - Partnership	Yes	No	No	01/13/2022	62.96
MERC		36387	19840	Check	1	3419	SFRC, LLC-TERRAFORM POWER		Yes	No	No	01/13/2022	2,368.71
MERC		36364	19841	Check	1	2212	SMITH-SCHAFFER & ASSOC., LTD	C Corporation	Yes	No	No	01/13/2022	1,200.00
MERC		36389	19842	Check	1	3438	SOURCEWELL TECHNOLOGY	Other	Yes	No	No	01/13/2022	150.00
MERC		36361	19843	Check	1	1617	THERAPY SHOPPE INC.		Yes	No	No	01/13/2022	209.92
MERC		36374	19844	Check	1	3011	U.S. BANK EQUIPMENT FINANCE		Yes	No	No	01/13/2022	689.00
MERC		36392	19845	Check	1	3480	UMB BANK, N.A.		Yes	No	No	01/13/2022	761,437.50
MERC		36399	19846	Check	1	3553	UMKC/KCRPDC		Yes	No	No	01/13/2022	225.00
MERC		36378	19847	Check	1	3236	WIGGIN, JODI		Yes	No	No	01/13/2022	463.12
MERC		36369	19848	Check	1	2645	WPS PUBLISHING		Yes	No	No	01/13/2022	331.10
MERC		36352	19849	Check	1	02880	XCEL ENERGY		Yes	No	No	01/13/2022	2,072.88
MERC		36373	19850	Check	1	2986	YUSTY-ROJAS, JEMMY		Yes	No	No	01/13/2022	162.40
MERC		36370	19851	Check	1	2864	ZORN, ALICIA		Yes	No	No	01/13/2022	18.48
MERC		36354	19852	Check	1	04565	ZUMBROTA-MAZEPPA PUBLIC SCHOOL		Yes	No	No	01/13/2022	493.75

Bank Total: \$1,794,575.84

Report Total: \$1,794,575.84

- C. Staff Updates:
1. **Leave of Absence Request:** *Sara Dahling, School Nurse - KW effective 2022-2023 school year.*
  2. **New Hire:** *Dana Simmons, 5RO Elementary Education Teacher effective 1/25/2022; Maggie Morse, 5RO Secondary Science Teacher effective 2022-23 School Year; Mike Matuska, 5RO MathTeacher effective 2022-23 School Year; Morgan Price, Social Worker - Red Wing effective 1/10/2022*
  3. **Transfers:**
  4. **Re-assignment:**

D. Donation of a Piano Keyboard to the Music Department from Kris Jurgensen.

XVII. **Public Input:** The policy of the education district board is to encourage discussion by persons of subjects related to the management of the district at board meetings. The board shall, as a matter of policy, protect the legal rights to privacy and due process of employees and students. Persons who wish to have a subject discussed at a public board meeting must notify the executive director's office in advance of the board meeting. The person should provide his or her name, address, the name of group represented (if any), and the subject to be covered or the issue to be addressed. The board retains the discretion to limit discussion of any agenda item to a reasonable period of time as determined by the board.

XVIII. **Reports and Communication:**

A. Business Manager Report

17

**Monthly Bank Reconciliation**  
**November 30, 2021**

---

Bank Statement Date: 11/30/2021

MSDLAF	\$42.26
MSDMAX	\$475,042.85
MERCHANTS BANK - GENERAL	\$199,980.48
MERCHANTS BANK - PAYROLL	\$154,401.03
MERCHANTS BANK - SWEEP	\$491,622.19
U.S. BANK	\$0.00

Ending Balance from Bank Statement \$1,321,088.81

Add Deposits in Transit:

Deposit Date	Amount	Deposit Date	Amount
MSDLAF	\$0.00	TRANSFER TO SWP	\$0.00
MERCHANTS	\$0.00		\$0.00
	\$0.00		\$0.00

**Total Deposits in Transit** **\$0.00**

**Subtotal** **\$1,321,088.81**

Subtract Outstanding Checks:

Account	Amount	Account	Amount
BANK OF ZUMBROTA	\$0.00	TRANSFER FRM SWEEP	\$353,271.30
U.S. BANK AP CHECKS	\$0.00		
MERCHANTS - PR	\$0.00		
MERCHANTS - AP	\$169,056.90		
	\$0.00		

**Total Outstanding Checks** **\$522,328.20**

**Computed Book Balance** **\$798,760.61**

Balance per Your Books 798,760.61

**Difference** **\$0.00**

---

**Monthly Bank Reconciliation**  
**December 31, 2021**

---

Bank Statement Date: 12/31/2021

MSDLAF	\$42.26
MSDMAX	\$890,063.15
MERCHANTS BANK - GENERAL	\$199,988.26
MERCHANTS BANK - PAYROLL	\$21,547.85
MERCHANTS BANK - SWEEP	\$190,043.43
U.S. BANK	\$0.00

Ending Balance from Bank Statement \$1,301,684.95

Add Deposits in Transit:

Deposit Date	Amount	Deposit Date	Amount
MSDLAF	\$0.00	TRANSFER TO SWP	\$0.00
MERCHANTS	\$0.00		\$0.00
	\$0.00		\$0.00

**Total Deposits in Transit** **\$0.00**

**Subtotal** **\$1,301,684.95**

Subtract Outstanding Checks:

Account	Amount	Account	Amount
BANK OF ZUMBROTA	\$0.00	TRANSFER FRM SWEEP	\$0.00
U.S. BANK AP CHECKS	\$0.00		
MERCHANTS - PR	\$692.62		
MERCHANTS - AP	\$88,632.69		
	\$0.00		

**Total Outstanding Checks** **\$89,325.31**

**Computed Book Balance** **\$1,212,359.64**

Balance per Your Books 1,212,359.64

**Difference** **\$0.00**

---

## **Business Manager Report 1-26-22**

### **Budget 2021-22 as of 12/31/21**

We have received \$5,280,600 or 34.63% of the adopted revenue budget, compared to 68.74% at 12/31/20 and 34.01% at 12/31/19. We have expended \$5,270,824 or 32.14% of the adopted expense budget, compared to 33.33% at 12/31/20 and 32.80% at 12/31/19.

### **Cash Flow**

We are not looking at a cash flow shortage for 21-22.

### **Nov and Dec Bank Rec**

For your information



**GOODHUE CO ED DISTRICT  
2021-22 CASH FLOW**

**AS OF 1-20-22**

**JULY**

DATE	ACCOUNTS PAYABLE	PAYROLL	MISC. RECEIPTS	STATE AID	FEDERAL GRANT	RUNNING BALANCE
7/1/2021	-	-	-	-	-	1,948,010.49
7/1/2021	-	-	-	-	-	1,948,010.49
7/9/2021	-	-	-	-	-	1,948,010.49
7/15/2021	(557,877.25)	(255,126.70)	243,757.43	135,596.14	-	1,514,360.11
7/20/2021	(177,333.58)	-	56,602.50	-	-	1,393,629.03
7/31/2021	(131,915.22)	(178,002.35)	303,601.39	61,634.61	-	1,448,947.46
<b>ENDING BALANCE</b>	<b>(867,126.05)</b>	<b>(433,129.05)</b>	<b>-</b>	<b>603,961.32</b>	<b>197,230.75</b>	<b>1,448,947.46</b>

**AUGUST**

DATE	ACCOUNTS PAYABLE	PAYROLL	MISC. RECEIPTS	STATE AID	FEDERAL GRANT	RUNNING BALANCE
8/1/2021	-	-	-	-	-	1,448,947.46
8/4/2021	-	-	55,577.24	-	148,995.64	1,653,520.34
8/15/2021	(519,015.35)	(218,846.04)	-	234,211.51	-	1,149,870.46
8/17/2021	(615,089.74)	-	-	-	-	534,780.72
8/30/2021	(143,780.64)	(208,344.82)	795,540.51	420,172.22	-	1,398,367.99
<b>ENDING BALANCE</b>	<b>(1,277,885.73)</b>	<b>(427,190.86)</b>	<b>-</b>	<b>851,117.75</b>	<b>654,383.73</b>	<b>1,398,367.99</b>

**SEPTEMBER**

DATE	ACCOUNTS PAYABLE	PAYROLL	MISC. RECEIPTS	STATE AID	FEDERAL GRANT	RUNNING BALANCE
9/1/2021	(461,116.83)	-	3,998.26	-	269,930.05	1,211,179.47
9/15/2021	(149,908.54)	(202,777.06)	-	110,165.56	231,440.94	1,200,100.37
9/17/2021	(157,365.78)	-	324,962.94	-	-	1,367,697.53
9/30/2021	(151,032.55)	(203,909.73)	98.89	142,203.89	-	1,155,058.03
<b>ENDING BALANCE</b>	<b>(919,423.70)</b>	<b>(406,686.79)</b>	<b>-</b>	<b>329,060.09</b>	<b>252,369.45</b>	<b>501,370.99</b>

**OCTOBER**

DATE	ACCOUNTS PAYABLE	PAYROLL	MISC. RECEIPTS	STATE AID	FEDERAL GRANT	RUNNING BALANCE
10/1/2021	-	-	-	-	-	1,155,058.03
10/9/2021	(252,426.10)	-	208,122.56	-	-	1,110,754.49
10/15/2021	(149,543.50)	(203,972.38)	-	58,032.85	-	815,271.46
10/20/2021	(360,372.99)	-	141,691.01	-	-	596,589.48
10/31/2021	(149,721.41)	(203,121.78)	17.14	121,920.14	59,944.03	425,627.60
<b>ENDING BALANCE</b>	<b>(912,064.00)</b>	<b>(407,094.16)</b>	<b>-</b>	<b>349,830.71</b>	<b>179,952.99</b>	<b>59,944.03</b>

**NOVEMBER**

DATE	ACCOUNTS PAYABLE	PAYROLL	MISC. RECEIPTS	STATE AID	FEDERAL GRANT	RUNNING BALANCE
11/1/2021	-	-	-	-	-	425,627.60
11/5/2021	(204,100.93)	-	454,239.14	-	-	675,765.81
11/15/2021	(153,970.99)	(210,931.55)	179,929.01	72,541.05	-	563,333.33
11/20/2021	(150,129.55)	-	603,139.59	-	-	1,016,343.37
11/30/2021	(151,576.67)	(204,058.73)	27.64	138,415.75	-	799,151.36
<b>ENDING BALANCE</b>	<b>(659,778.14)</b>	<b>(414,990.28)</b>	<b>-</b>	<b>1,237,335.38</b>	<b>210,956.80</b>	<b>799,151.36</b>

**DECEMBER**

DATE	ACCOUNTS PAYABLE	PAYROLL	MISC. RECEIPTS	STATE AID	FEDERAL GRANT	RUNNING BALANCE
12/1/2021	(79,687.42)	-	-	-	478,862.68	1,198,326.62
12/8/2021	-	-	-	-	51,297.00	1,249,623.62
12/15/2021	(157,350.70)	(213,546.74)	456,143.38	162,958.14	-	1,497,827.70
12/20/2021	(128,620.64)	-	187,207.88	-	-	1,556,414.94
12/31/2021	(216,632.85)	(215,814.75)	42.14	88,886.26	-	1,212,895.74

ENDING BALANCE	(582,291.61)	(429,361.49)	-	643,393.40	251,844.40	530,159.68	1,212,895.74
----------------	--------------	--------------	---	------------	------------	------------	--------------

**JANUARY**

DATE	ACCOUNTS PAYABLE	PAYROLL	MISC. RECEIPTS	STATE AID	FEDERAL GRANT	RUNNING BALANCE
1/1/2022	-	-	-	-	-	1,212,895.74
1/8/2022	-	-	175,013.91	-	-	1,387,909.65
1/15/2022	(1,060,799.19)	(211,433.42)	298,183.58	148,143.77	-	562,004.39
1/20/2022	-	-	-	-	-	562,004.39
1/31/2022	(131,133.49)	(192,348.50)	268,090.04	118,515.01	-	625,127.45
ENDING BALANCE	(1,191,932.68)	(403,781.92)	-	741,287.53	266,658.78	625,127.45

**FEBRUARY**

DATE	ACCOUNTS PAYABLE	PAYROLL	MISC. RECEIPTS	STATE AID	FEDERAL GRANT	RUNNING BALANCE
2/1/2022	(71,617.72)	-	-	-	-	553,509.73
2/15/2022	(130,061.05)	(197,138.73)	181,393.92	123,428.51	-	531,132.38
2/20/2022	(117,827.43)	-	-	-	260,252.09	673,557.04
2/28/2022	(133,393.18)	(196,369.78)	484,473.97	148,143.76	-	976,411.82
ENDING BALANCE	(452,899.38)	(393,508.51)	-	665,867.89	271,572.27	976,411.82

**MARCH**

DATE	ACCOUNTS PAYABLE	PAYROLL	MISC. RECEIPTS	STATE AID	FEDERAL GRANT	RUNNING BALANCE
3/1/2022	(178,857.74)	-	-	-	-	797,554.08
3/15/2022	(134,364.74)	(203,222.97)	123,343.87	148,143.77	-	731,454.01
3/20/2022	(151,306.55)	-	276,329.96	-	-	856,477.41
3/31/2022	(32.95)	(193,133.70)	61.48	177,772.52	-	841,144.76
ENDING BALANCE	(464,561.98)	(396,356.67)	-	399,735.31	325,916.29	841,144.76

**APRIL**

DATE	ACCOUNTS PAYABLE	PAYROLL	MISC. RECEIPTS	STATE AID	FEDERAL GRANT	RUNNING BALANCE
4/9/2022	(198,171.27)	-	358,312.00	-	-	1,001,285.49
4/15/2022	(400,237.25)	(206,816.80)	221,719.07	118,515.02	-	734,465.53
4/20/2022	-	-	-	-	292,786.04	1,027,251.57
4/30/2022	(175,562.62)	(194,405.17)	120,428.38	268,702.03	-	1,046,414.19
ENDING BALANCE	(773,971.14)	(401,221.98)	-	700,459.45	387,217.05	1,046,414.19

**MAY**

DATE	ACCOUNTS PAYABLE	PAYROLL	MISC. RECEIPTS	STATE AID	FEDERAL GRANT	RUNNING BALANCE
5/1/2022	-	-	63,142.73	-	-	1,109,556.92
5/15/2022	(194,773.96)	(198,522.46)	-	148,143.77	-	864,404.28
5/20/2022	-	-	432,652.74	-	61,495.00	1,358,552.02
5/31/2022	(288,548.98)	(235,017.05)	56,115.71	148,143.76	-	1,039,245.46
ENDING BALANCE	(483,322.94)	(433,539.51)	-	551,911.19	296,287.53	1,039,245.46

**JUNE**

DATE	ACCOUNTS PAYABLE	PAYROLL	MISC. RECEIPTS	STATE AID	FEDERAL GRANT	RUNNING BALANCE
6/1/2022	(100,336.82)	-	163,978.76	-	-	1,102,887.40
6/15/2022	(137,491.76)	(203,692.43)	-	-	175,113.87	936,817.08
6/20/2022	(178,119.90)	-	293,501.51	148,143.77	2,058.04	1,202,400.50
6/30/2022	(141,319.75)	(206,896.28)	238,686.57	-	-	1,092,871.04
ENDING BALANCE	(557,268.23)	(410,588.71)	-	696,166.84	148,143.77	1,092,871.04

TOTALS	(9,142,525.58)	(4,957,449.92)	-	7,770,126.86	3,442,533.81	2,032,175.38	1,092,871.04
--------	----------------	----------------	---	--------------	--------------	--------------	--------------

# REVENUE & EXPENDITURE SUMMARY BY SOURCE, OBJECT SERIES & PROGRAM SERIES

Goodhue Co Ed District | December 31, 2021

REVENUE CATEGORIES				December	December	December				Current YTD vs. PYTD	December 31, 2020	December 31, 2019
	June 30, 2020	June 30, 2021	Adopted Budget	31, 2021	31, 2020	31, 2019	Received YTD	Budget Remaining	% of Budget Received			
STATE	3,753,316	3,559,608	3,977,690	1,333,689	2,644,001	33.53%	33.33%	30.39%	147,219	1,186,470	1,140,681	
FEDERAL	1,842,614	2,036,519	1,986,103	530,160	1,455,943	26.69%	26.35%	16.07%	(6,403)	536,563	296,161	
PROPERTY TAXES	0	0	0	0	0	0.00%	0.00%	0.00%	0	0	0	
LOCAL SALES, INS RECOVERY & JUDGEMENTS	5,053	13,769	2,000	300	1,700	15.00%	59.70%	7.46%	(7,921)	8,221	377	
SALE OF BONDS & LOANS	0	13,422,003	0	0	0	0.00%	100.00%	0.00%	(13,422,003)	13,422,003	0	
INCOMING TRANSFERS FROM OTH FUNDS	0	0	0	0	0	0.00%	0.00%	0.00%	0	0	0	
LOCAL (FEES, INTEREST, ETC.)	7,502,882	7,807,768	9,281,987	3,416,451	5,865,536	36.81%	42.22%	40.24%	120,283	3,296,168	3,018,952	
<b>TOTALS</b>	<b>13,103,865</b>	<b>26,839,668</b>	<b>15,247,780</b>	<b>5,280,600</b>	<b>9,967,180</b>	<b>34.63%</b>	<b>68.74%</b>	<b>34.01%</b>	<b>(13,168,825)</b>	<b>18,449,425</b>	<b>4,456,171</b>	

EXPENDITURES (OBJECT SERIES)				December	December	December				Current YTD vs. PYTD	December 31, 2020	December 31, 2019
	June 30, 2020	June 30, 2021	Adopted Budget	31, 2021	31, 2020	31, 2019	Expended YTD	Budget Remaining	% of Budget Expended			
SALARIES & WAGES	6,337,951	6,937,882	7,596,951	2,911,066	4,685,885	38.32%	37.10%	37.12%	337,114	2,573,952	2,352,353	
EMPLOYEE BENEFITS	1,628,182	1,779,020	2,032,446	773,214	1,259,233	38.04%	37.98%	36.90%	97,621	675,592	600,864	
PURCHASED SERVICES	3,586,395	3,414,438	4,223,767	752,775	3,470,992	17.82%	23.92%	20.45%	(63,883)	816,658	733,537	
SUPPLIES	276,713	386,950	476,841	552,032	(75,191)	115.77%	77.75%	62.30%	251,163	300,869	172,391	
EQUIPMENT	1,105,035	1,690,813	2,041,701	264,512	1,777,189	12.96%	21.03%	34.77%	(91,129)	355,641	384,230	
DEBT SERVICE	0	0	0	0	0	0.00%	0.00%	0.00%	0	0	0	
OTHER EXPENDITURES	55,152	27,301	27,199	17,226	9,973	63.33%	82.99%	31.63%	(5,431)	22,657	17,446	
OTHER FINANCING USES	0	0	0	0	0	0.00%	0.00%	0.00%	0	0	0	
<b>TOTALS</b>	<b>12,989,428</b>	<b>14,236,404</b>	<b>16,398,905</b>	<b>5,270,824</b>	<b>11,128,082</b>	<b>32.14%</b>	<b>33.33%</b>	<b>32.80%</b>	<b>525,456</b>	<b>4,745,368</b>	<b>4,260,820</b>	

22

EXPENDITURES (PROGRAM SERIES)				December	December	December				Current YTD vs. PYTD	December 31, 2020	December 31, 2019
	June 30, 2020	June 30, 2021	Adopted Budget	31, 2021	31, 2020	31, 2019	Expended YTD	Budget Remaining	% of Budget Expended			
SITE ADMINISTRATION	59,029	97,953	257,073	133,174	123,899	51.80%	42.62%	44.63%	91,429	41,746	26,345	
DISTRICT ADMINISTRATION	99,448	79,846	113,221	42,891	70,330	37.88%	62.20%	56.90%	(6,771)	49,663	56,581	
SUPPORT SERVICES	202,150	227,526	240,021	232,855	7,166	97.01%	95.28%	103.02%	16,069	216,785	208,256	
REGULAR INSTRUCTION	1,493,398	1,438,628	2,285,572	483,458	1,802,115	21.15%	21.20%	19.10%	178,534	304,924	285,260	
EXTRA-CURRICULAR ACTIVITIES	0	0	0	0	0	0.00%	0.00%	0.00%	0	0	0	
VOCATIONAL INSTRUCTION	308,496	327,195	360,046	96,191	263,855	26.72%	30.49%	29.02%	(3,568)	99,759	89,522	
SPECIAL EDUCATION	7,611,603	7,926,930	8,673,606	3,016,942	5,656,664	34.78%	34.26%	33.15%	300,816	2,716,126	2,523,143	
COMMUNITY SERVICES	0	0	0	0	0	0.00%	0.00%	0.00%	0	0	0	
INSTRUCTIONAL SUPPORT	364,829	448,170	355,715	406,460	(50,745)	114.27%	45.74%	43.09%	201,472	204,988	157,204	
PUPIL SUPPORT SERVICES	1,367,080	1,586,429	1,633,403	547,348	1,086,055	33.51%	31.51%	32.08%	47,457	499,891	438,521	
FACILITIES	1,483,396	2,103,727	2,480,248	311,506	2,168,742	12.56%	29.07%	32.09%	(299,982)	611,488	475,988	
OTHER FINANCING USES	0	0	0	0	0	0.00%	0.00%	0.00%	0	0	0	
<b>TOTALS</b>	<b>12,989,428</b>	<b>14,236,404</b>	<b>16,398,905</b>	<b>5,270,824</b>	<b>11,128,082</b>	<b>32.14%</b>	<b>33.33%</b>	<b>32.80%</b>	<b>525,456</b>	<b>4,745,368</b>	<b>4,260,820</b>	

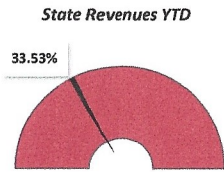
SUMMARY - ALL FUNDS				December	December	December				Current YTD vs. PYTD	December 31, 2020	December 31, 2019
	June 30, 2020	June 30, 2021	Adopted Budget	31, 2021	31, 2020	31, 2019	YTD	Budget Remaining	% of Budget Expended			
<b>SUMMARY</b>												
REVENUE	13,103,865	26,839,668	15,247,780	5,280,600	9,967,180	34.63%	68.74%	34.01%	(13,168,825)	18,449,425	4,456,171	
EXPENDITURES	12,989,428	14,236,404	16,398,905	5,270,824	11,128,082	32.14%	33.33%	32.80%	525,456	4,745,368	4,260,820	
SPENDING VARIANCE	114,437	12,603,263	(1,151,125)	9,776	N/A	N/A	N/A	N/A	(13,694,280)	13,704,056	195,351	

# GENERAL FUND - REVENUE SUMMARY

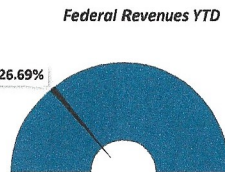
Goodhue Co Ed District | December 31, 2021

DESCRIPTION	June 30, 2020	June 30, 2021	Current Budget	Revenue YTD	Budget Remaining	December 31, 2021	December 31, 2020	December 31, 2019	Current YTD vs. Prior YTD	December 31, 2020	December 31, 2019
						% of Budget Received	% of Actuals Received	% of Actuals Received			
<b>LOCAL REVENUES</b>											
021 TUITION/REIMB MN DISTRICTS	6,819,678	7,181,677	8,534,544	3,144,704	5,389,840	36.85%	42.06%	40.08%	124,242	3,020,462	2,733,312
050 FEES FROM PATRONS	350	0	350	0	350	0.00%	0.00%	100.00%	0	0	350
071 MA REV/DEPT OF HUMAN SVCS	0	3,979	125,000	0	125,000	0.00%	100.00%	0.00%	(3,979)	3,979	0
092 INTEREST EARNINGS	10,542	3,643	3,500	324	3,176	9.27%	12.03%	69.60%	(114)	438	7,337
093 RENT	27,878	4,245	7,000	0	7,000	0.00%	0.00%	0.00%	0	0	0
096 GIFTS AND BEQUESTS	1,981	1	0	6,714	(6,714)	0.00%	0.00%	40.18%	6,714	0	796
099 MISC REV FROM LOCAL SOURCES	642,452	614,224	611,593	264,709	346,884	43.28%	44.17%	43.14%	(6,580)	271,289	277,158
<b>Total LOCAL REVENUES</b>	<b>7,502,882</b>	<b>7,807,768</b>	<b>9,281,987</b>	<b>3,416,451</b>	<b>5,865,536</b>	<b>36.81%</b>	<b>42.22%</b>	<b>40.24%</b>	<b>120,283</b>	<b>3,296,168</b>	<b>3,018,952</b>
<b>STATE REVENUES</b>											
211 GENERAL EDUCATION AID	149,608	123,538	61,003	42,061	18,942	68.95%	39.79%	40.00%	(7,093)	49,154	59,843
300 STATE AID (REQUIRES FIN CODE)	204,001	163,487	163,255	118,433	44,822	72.54%	0.00%	-2.79%	118,433	0	(5,690)
360 STATE AID FOR SPECIAL EDUCATION	3,356,875	3,272,583	3,752,932	1,172,800	2,580,132	31.25%	34.75%	32.37%	35,484	1,137,316	1,086,528
370 OTHER, MN DEPT OF EDUCATION	7,459	0	500	396	105	79.10%	0.00%	0.00%	396	0	0
397 TRA & PERA SPEC SITUATIONS PENSION	35,373	0	0	0	0	0.00%	0.00%	0.00%	0	0	0
<b>Total STATE REVENUES</b>	<b>3,753,316</b>	<b>3,559,608</b>	<b>3,977,690</b>	<b>1,333,689</b>	<b>2,644,001</b>	<b>33.53%</b>	<b>33.33%</b>	<b>30.39%</b>	<b>147,219</b>	<b>1,186,470</b>	<b>1,140,681</b>
<b>FEDERAL REVENUES RECEIVED FROM STATE</b>											
400 FEDERAL AID/MDE (REQUIRES FIN)	1,842,614	2,036,519	1,986,103	530,160	1,455,943	26.69%	26.35%	16.07%	(6,403)	536,563	296,161
<b>Total REVENUES RECEIVED FROM STATE</b>	<b>1,842,614</b>	<b>2,036,519</b>	<b>1,986,103</b>	<b>530,160</b>	<b>1,455,943</b>	<b>26.69%</b>	<b>26.35%</b>	<b>16.07%</b>	<b>(6,403)</b>	<b>536,563</b>	<b>296,161</b>
<b>FEDERAL REVENUES RECEIVED FROM FED SOURCES</b>											
500 DIRECT FEDERAL AID (REQUIRES FIN)	0	0	0	0	0	0.00%	0.00%	0.00%	0	0	0
<b>Total FEDERAL REVENUES RECEIVED FROM FED SOURCES</b>	<b>0</b>	<b>0</b>	<b>0</b>	<b>0</b>	<b>0</b>	<b>0.00%</b>	<b>0.00%</b>	<b>0.00%</b>	<b>0</b>	<b>0</b>	<b>0</b>
<b>LOCAL SALES, INSURANCE RECOVERY, AND JUDGEMENTS</b>											
619 COST MATERIALS/REV PROD (CONTRA)	(433)	0	0	0	0	0.00%	0.00%	0.00%	0	0	0
620 SALES/REV PRODUCING ACTIVITIES	954	0	0	0	0	0.00%	0.00%	0.00%	0	0	0
622 SALES OF MATERIALS (NET OF TX)	522	5,399	2,000	0	2,000	0.00%	64.83%	0.00%	(3,500)	3,500	0
624 SALE OF EQUIPMENT	0	3,650	0	300	(300)	0.00%	0.00%	0.00%	300	0	0
625 INSURANCE RECOVERY	4,010	4,721	0	0	0	0.00%	100.00%	9.40%	(4,721)	4,721	377
628 JUDGMENT FOR DISTRICT	0	0	0	0	0	0.00%	0.00%	0.00%	0	0	0
<b>Total LOCAL SALES, INSURANCE RECOVERY, AND JUDGEMENTS</b>	<b>5,053</b>	<b>13,769</b>	<b>2,000</b>	<b>300</b>	<b>1,700</b>	<b>15.00%</b>	<b>59.70%</b>	<b>7.46%</b>	<b>(7,921)</b>	<b>8,221</b>	<b>377</b>
<b>SALE OF BONDS AND LOANS</b>											
635 CERTIFICATE OF PARTICIPATION	0	13,422,003	0	0	0	0.00%	100.00%	0.00%	(13,422,003)	13,422,003	0
<b>Total SALE OF BONDS AND LOANS</b>	<b>0</b>	<b>13,422,003</b>	<b>0</b>	<b>0</b>	<b>0</b>	<b>0.00%</b>	<b>100.00%</b>	<b>0.00%</b>	<b>(13,422,003)</b>	<b>13,422,003</b>	<b>0</b>
<b>INCOMING TRANSFERS FROM OTHER FUNDS</b>											
649 PERMANENT TRANSFERS/OTHER FUND	0	0	0	0	0	0.00%	0.00%	0.00%	0	0	0
<b>Total INCOMING TRANSFERS FROM OTHER FUNDS</b>	<b>0</b>	<b>0</b>	<b>0</b>	<b>0</b>	<b>0</b>	<b>0.00%</b>	<b>0.00%</b>	<b>0.00%</b>	<b>0</b>	<b>0</b>	<b>0</b>
<b>GENERAL FUND TOTAL</b>	<b>13,103,865</b>	<b>26,839,668</b>	<b>15,247,780</b>	<b>5,280,600</b>	<b>9,967,180</b>	<b>34.63%</b>	<b>68.74%</b>	<b>34.01%</b>	<b>(13,168,825)</b>	<b>18,449,425</b>	<b>4,456,171</b>


**YTD % Received vs. PYTD % Received**



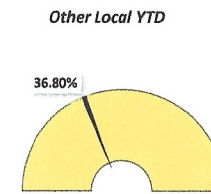
Prior YTD State Revenues  
33.33%



Prior YTD Federal Revenues  
26.35%



Prior Year to Date Property Taxes  
#DIV/0!



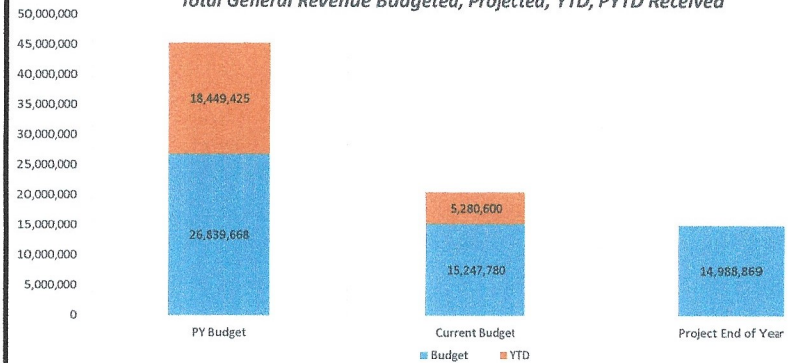
Prior Year to Date Local Revenues  
78.74%

**Top 5 Revenues Received YTD by Source Code 3**

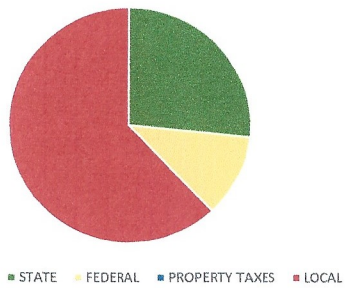
**Variance from PYTD Received**

	Current YTD	Variance vs. PYTD Received
1 GENERAL FUND TOTAL	\$5,280,600	-\$13,168,825
2 Total LOCAL REVENUES	\$3,416,451	\$120,283
3 TUITION/REIMB MN DISTRICT	\$3,144,704	\$124,242
4 Total STATE REVENUES	\$1,333,689	\$147,219
5 STATE AID FOR SPECIAL EDUC	\$1,172,800	\$35,484

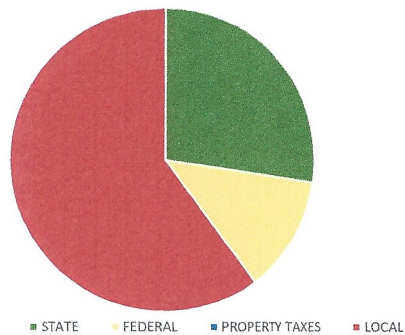
**Total General Revenue Budgeted, Projected, YTD, PYTD Received**



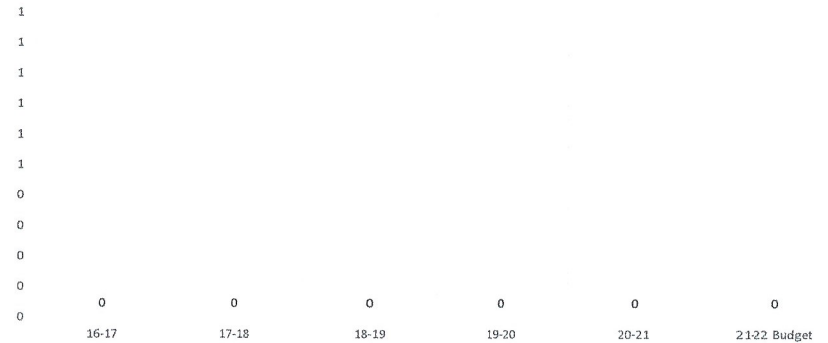
**Current Year Revenue Budget**



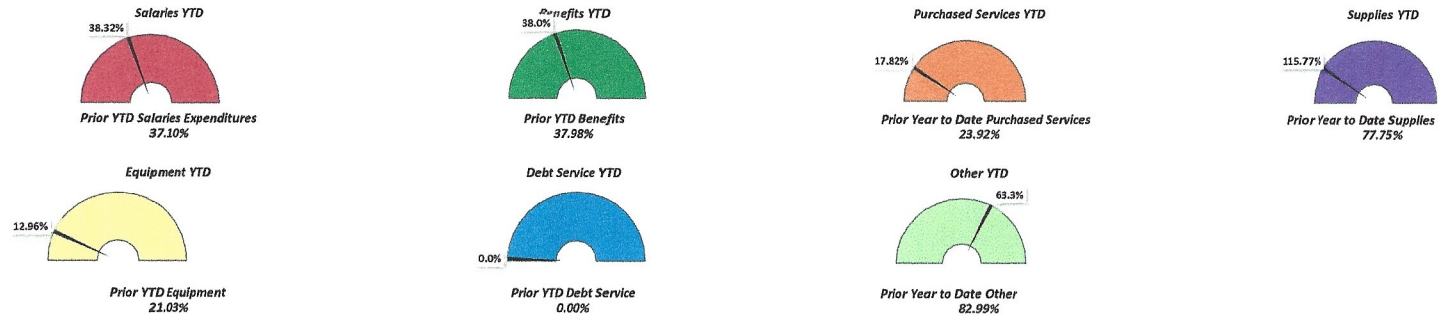
**Prior Year Revenue Budget**



**End of Year ADM History**



YTD % Expenditures vs. PYTD % Expenditures

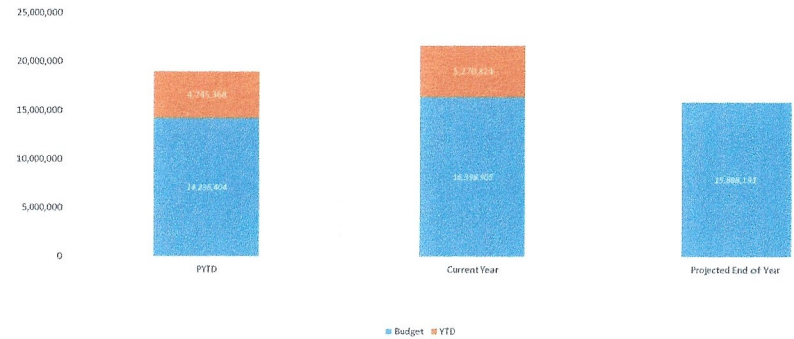


Top 10 Expenditures YTD by Object Code 3

Variance from PYTD Received

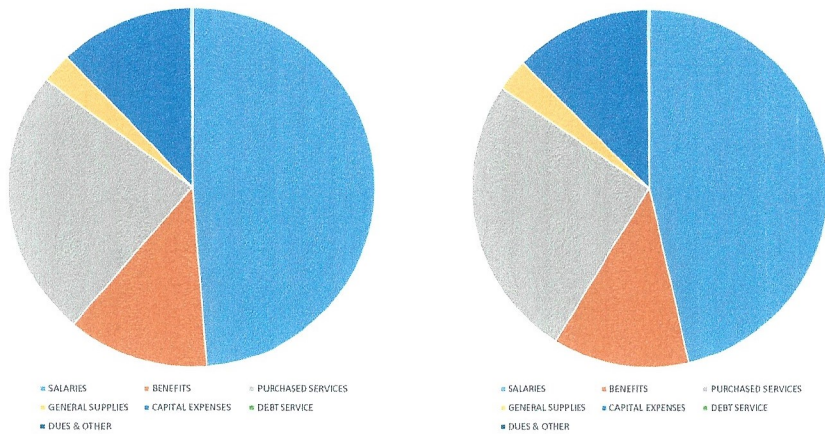
	Current YTD	Variance vs. PYTD Received
1 TOTAL SALARIES AND WAGES	\$2,911,066	\$337,114
2 LICENSED CLASSROOM TEACHER	\$873,105	\$105,916
3 TOTAL PURCHASED SERVICES	\$752,775	-\$63,883
4 TOTAL SUPPLIES	\$552,032	\$251,163
5 ADMINISTRATION/SUPERVISION	\$443,489	\$56,277
6 SCHOOL PSYCHOLOGIST	\$276,284	\$32,305
7 SPEECH/LANGUAGE PATHOLOGIST	\$272,066	\$50,541
8 PYMT FOR ED TO OTHER AGENCY	\$241,098	\$74,132
9 FICA/MEDICARE	\$210,913	\$22,651
10 SOCIAL WORKER	\$207,317	\$14,984

Total General Expenditures Budgeted, Projected, YTD and , PYTD Expended

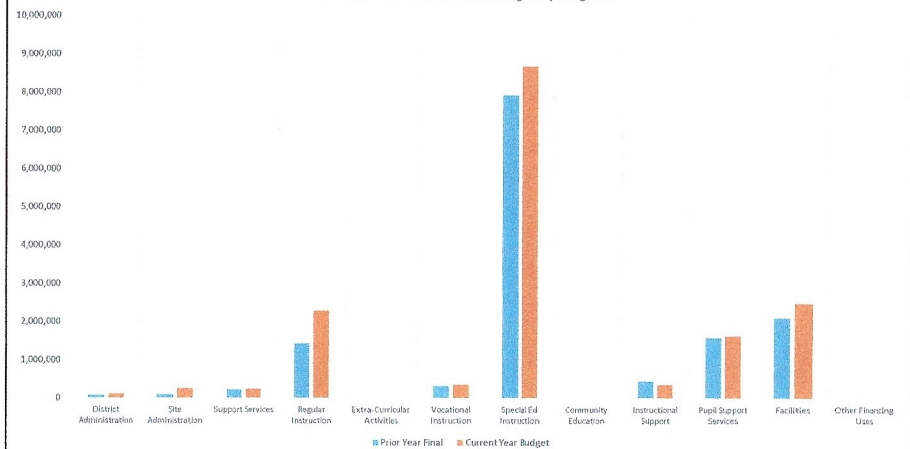


Prior Year Final

Current Year Budget



Prior Year Final and Current Budget by Program



# GENERAL FUND - EXPENDITURES BY OBJECT CODE

Goodhue Co Ed District | December 31, 2021

DESCRIPTION	June 30, 2020	June 30, 2021	Adopted Budget	Expenses YTD	Budget Remaining	December	December	December	Current YTD vs. Prior YTD	December 31, 2020	December 31, 2019
						31, 2021	31, 2020	31, 2019			
						% of Budget Expended	% of Actuals Expended	% of Actuals Expended			
<b>100 SALARIES AND WAGES</b>	<b>0</b>	<b>0</b>	<b>(24,004)</b>	<b>0</b>	<b>(24,004)</b>	<b>0.00%</b>	<b>0.00%</b>	<b>0.00%</b>	<b>0</b>	<b>0</b>	<b>0</b>
110 ADMINISTRATION/SUPERVISION	729,173	755,971	897,128	443,489	453,639	49.43%	51.22%	49.03%	56,277	387,213	357,489
140 LICENSED CLASSROOM TEACHER	2,140,310	2,260,065	2,439,758	873,105	1,566,653	35.79%	33.95%	31.91%	105,916	767,188	682,909
141 NON,LIC CLASSROOM PERSONNEL	0	200	0	0	0	0.00%	0.00%	0.00%	0	0	7,042
143 LICENSED INSTRUCTIONAL SUPPORT	269,261	278,660	300,033	157,398	142,635	52.46%	51.13%	48.33%	14,909	142,489	130,131
144 NON,LIC INSTRUCTIONAL SUPPORT	0	0	0	4,272	(4,272)	0.00%	0.00%	0.00%	4,272	0	0
145 SUBSTITUTE TEACHER,LICENSED	0	0	0	0	0	0.00%	0.00%	0.00%	0	0	0
146 SUBSTITUTE NON,LIC CLASSROOM	0	0	0	0	0	0.00%	0.00%	0.00%	0	0	0
150 PHYSICAL THERAPIST	138,070	140,773	140,351	59,405	80,946	42.33%	42.05%	40.49%	212	59,193	55,911
151 OCCUPATIONAL THERAPIST	233,813	287,012	279,643	95,264	184,379	34.07%	37.16%	31.85%	(11,403)	106,668	74,476
152 SPEECH/LANGUAGE PATHOLOGIST	460,372	670,750	839,890	272,066	567,824	32.39%	33.03%	33.30%	50,541	221,525	153,305
153 AUDIOLOGIST	64,500	65,850	66,488	21,950	44,538	33.01%	33.33%	32.21%	0	21,950	20,775
154 SCHOOL NURSE	110,204	162,557	170,256	57,936	112,320	34.03%	30.87%	32.18%	7,755	50,181	35,466
155 LICENSED NURSING SERVICES	27,433	27,571	25,472	10,897	14,575	42.78%	42.23%	42.25%	(747)	11,644	11,589
156 SOCIAL WORKER	560,237	579,429	631,304	207,317	423,987	32.84%	33.19%	31.90%	14,984	192,333	178,735
157 SCHOOL PSYCHOLOGIST	678,136	740,035	851,163	276,284	574,879	32.46%	32.97%	31.71%	32,305	243,979	215,028
161 CERTIFIED PARA/PCA	368,768	411,293	457,331	139,342	317,989	30.47%	35.60%	40.76%	(7,062)	146,404	150,303
162 CERTIFIED ONE ON ONE PARA	55,433	46,080	45,962	18,732	27,230	40.76%	48.18%	16.38%	(3,469)	22,201	9,079
163 FOREIGN LANGUAGE INTERPRETER	142	0	0	35	(35)	0.00%	0.00%	100.00%	35	0	142
164 INTERPRETER FOR THE DEAF	58,315	60,081	54,932	12,865	42,067	23.42%	40.25%	43.11%	(11,315)	24,180	25,139
165 SCHOOL COUNSELOR	0	0	0	10,762	(10,762)	0.00%	0.00%	0.00%	10,762	0	0 <sup>26</sup>
170 NON,INSTRUCTIONAL SUPPORT	178,355	174,504	207,542	106,438	101,104	51.29%	47.48%	47.52%	23,579	82,859	84,753
174 REC SERVICES/DAPE SPECIALIST	39,252	40,183	41,130	13,382	27,748	32.54%	33.35%	31.90%	(18)	13,400	12,521
185 OTHER LICENSED/CERTIFIED SALARY	182,692	187,357	131,088	89,872	41,216	68.56%	40.51%	57.37%	13,980	75,892	104,811
186 OTHER NON LICENSED SALARY	43,484	49,512	41,484	40,253	1,231	97.03%	9.40%	98.30%	35,601	4,652	42,746
<b>TOTAL SALARIES AND WAGES</b>	<b>6,337,951</b>	<b>6,937,882</b>	<b>7,596,951</b>	<b>2,911,066</b>	<b>4,685,885</b>	<b>38.32%</b>	<b>37.10%</b>	<b>37.12%</b>	<b>337,114</b>	<b>2,573,952</b>	<b>2,352,353</b>
<b>EMPLOYEE BENEFITS</b>											
210 FICA/MEDICARE	464,356	504,793	580,001	210,913	369,088	36.36%	37.30%	37.08%	22,851	188,263	172,172
214 PERA	81,941	82,177	86,881	31,828	55,053	36.63%	39.62%	38.68%	(729)	32,557	31,698
218 TRA	394,478	457,804	520,608	200,411	320,197	38.50%	36.43%	36.25%	33,630	166,781	143,006
220 HEALTH INSURANCE	464,042	491,503	578,451	206,483	371,968	35.70%	36.45%	34.11%	27,317	179,166	158,279
230 LIFE INSURANCE	8,626	10,118	11,317	4,178	7,139	36.92%	37.14%	28.47%	420	3,758	2,455
235 DENTAL INSURANCE	16,831	17,437	20,361	7,934	12,427	38.97%	36.97%	37.74%	1,487	6,447	6,352
240 LONG TERM DISABILITY INSURANCE	9,509	9,437	10,591	3,788	6,804	35.76%	36.66%	29.13%	328	3,460	2,770
250 TSA/DEFERRED COMP	88,920	107,559	119,032	49,127	69,905	41.27%	41.36%	35.19%	4,636	44,491	31,293
251 TAX ADVANTAGE EMPLOYER HLTH AF	4,983	7,629	5,000	2,463	2,537	49.26%	32.77%	0.00%	(37)	2,500	0
270 WORKERS COMPENSATION	93,312	90,565	90,204	49,056	41,148	54.38%	53.19%	55.40%	886	48,170	51,692
280 UNEMPLOYMENT COMPENSATION	1,185	0	10,000	7,032	2,968	70.32%	0.00%	96.82%	7,032	0	1,147
<b>TOTAL EMPLOYEE BENEFITS</b>	<b>1,628,182</b>	<b>1,779,020</b>	<b>2,032,446</b>	<b>773,214</b>	<b>1,259,233</b>	<b>38.04%</b>	<b>37.98%</b>	<b>36.90%</b>	<b>97,621</b>	<b>675,592</b>	<b>600,864</b>
<b>PURCHASED SERVICES</b>											
303 FEDERAL SUB AWARD <=\$25000	418,739	501,513	446,434	99,463	346,971	22.28%	21.55%	23.05%	(8,627)	108,090	96,511
304 FEDERAL SUB AWARD >\$25000	505,372	471,363	515,747	21,845	493,902	4.24%	4.49%	4.04%	658	21,187	20,435
305 CONSULTING FEES/FEES FOR SERVIC	181,059	263,530	217,260	141,381	75,879	65.07%	95.74%	65.96%	(110,919)	252,300	119,428
307 CONTRACT SUB FOR SPEC EDUCATIC	38,237	9,168	40,420	7,109	33,311	17.59%	43.65%	47.48%	3,107	4,002	18,156
308 FEDERAL TUITION PAYMENT <=\$2500	0	0	0	0	0	0.00%	0.00%	0.00%	0	0	0
309 FEDERAL TUITION PAYMENT >\$25000	0	0	0	0	0	0.00%	0.00%	0.00%	0	0	0
315 REPAIRS & MAINT FOR TECHNOLOGY	0	0	7,062	0	7,062	0.00%	0.00%	0.00%	0	0	0
316 SVC PURCH FROM MN JOINT POWER:	6,002	6,231	6,418	3,116	3,303	48.54%	50.00%	50.00%	0	3,116	3,001
320 COMMUNICATION SERVICES	18,669	23,558	15,300	7,234	8,066	47.28%	32.85%	35.25%	(505)	7,739	6,580
329 POSTAGE & PARCEL SERVICES	3,858	4,175	4,120	812	3,308	19.70%	14.92%	53.20%	189	623	2,052
330 UTILITY SERVICES	37,977	47,213	56,650	16,561	40,089	29.23%	32.60%	29.29%	1,168	15,393	11,123
340 INSURANCE	38,991	45,515	42,024	31,421	10,603	74.77%	60.98%	58.75%	3,666	27,754	22,909
350 REPAIRS & MAINTENANCE	159,477	111,375	187,583	22,987	164,596	12.25%	63.94%	27.41%	(48,230)	71,218	43,719

DESCRIPTION	June 30, 2020	June 30, 2021	Adopted Budget	Expenses YTD	Budget Remaining	December 31, 2021	December 31, 2020	December 31, 2019	Current YTD vs. Prior YTD	December 31, 2020	December 31, 2019
						% of Budget Expended	% of Actuals Expended	% of Actuals Expended			
360 TRANSPORT CONTR <=\$25,000	765	643	6,512	2,121	4,391	32.57%	0.00%	38.67%	2,121	0	296
365 INTERDEPART TRANSPORT (CHGBK)	0	0	0	0	0	0.00%	0.00%	0.00%	0	0	0
366 TRAVEL CONVENTIONS/CONFERENCE	157,056	124,979	190,296	81,372	108,924	42.76%	35.23%	50.26%	37,348	44,025	78,936
368 OUT OF STATE TRAVEL/FEDERAL REI	4,148	0	0	0	0	0.00%	0.00%	100.36%	0	0	4,163
370 OPERATING LEASE/RENTAL	15,760	7,975	22,928	0	22,928	0.00%	45.47%	0.00%	(3,626)	3,626	0
379 MENTAL HLTH PROFESSIONAL <=\$25C	0	9,418	0	0	0	0.00%	130.50%	0.00%	(12,291)	12,291	0
389 STAFF TUITION REIMBURSEMENT	0	0	0	0	0	0.00%	0.00%	0.00%	0	0	0
390 PYMT FOR ED PURPOSE TO MN DISTF	417	0	0	0	0	0.00%	0.00%	0.00%	0	0	0
391 PYMT TO MN SCHOOL (COST SHARE)	0	0	0	0	0	0.00%	0.00%	0.00%	0	0	0
393 SPEC ED TRANSITION/CHILD W/DISAB	0	0	0	0	0	0.00%	0.00%	0.00%	0	0	0
394 PYMT FOR ED TO OTHER AGENCY	915,023	888,913	854,480	241,098	613,382	28.22%	18.78%	21.77%	74,132	166,966	199,200
396 SPEC ED SALARY/OTHER DISTRICT	818,972	675,300	1,193,988	58,508	1,135,480	4.90%	8.84%	9.78%	(1,202)	59,710	80,111
397 SPEC ED BENEFITS/OTHER DISTRICT	265,873	223,571	416,545	17,747	398,798	4.26%	8.33%	10.12%	(873)	18,619	26,917
<b>TOTAL PURCHASED SERVICES</b>	<b>3,586,395</b>	<b>3,414,438</b>	<b>4,223,767</b>	<b>752,775</b>	<b>3,470,992</b>	<b>17.82%</b>	<b>23.92%</b>	<b>20.45%</b>	<b>(63,883)</b>	<b>816,658</b>	<b>733,537</b>
<b>SUPPLIES</b>											
401 SUPPLIES, NON INSTRUCTIONAL	34,380	90,507	66,277	63,184	3,093	95.33%	43.74%	44.82%	23,599	39,584	15,408
405 NON, INSTRUCTIONAL SOFTWARE LIC	74,814	94,076	97,727	88,537	9,190	90.60%	78.20%	87.11%	14,966	73,571	65,171
406 INSTRUCTIONAL SOFTWARE LICENSE	37,665	49,784	71,315	89,429	(18,114)	125.40%	165.86%	103.95%	6,856	82,573	39,153
430 SUPPLIES & MATERIALS NON INDIV IN	10,842	6,111	26,491	7,287	19,204	27.51%	58.45%	22.36%	3,715	3,572	2,425
433 SUPPLIES & MATERIALS INDIV INSTR	45,123	87,393	117,037	114,596	2,441	97.91%	78.99%	-6.23%	45,561	69,035	(2,811)
440 FUELS	10,433	11,527	17,000	3,765	13,235	22.15%	22.89%	27.22%	1,126	2,639	2,840
455 NONINSTRUCTIONAL TECH SUPPLIES	355	9,601	3,500	35,543	(32,043)	1015.50%	38.33%	63.39%	31,863	3,680	225
456 INSTRUCTIONAL TECH SUPPLIES	2,810	6,162	30,050	3,988	26,062	13.27%	94.74%	99.61%	(1,849)	5,838	2,799
460 TEXTBOOKS	2,060	960	37,915	523	37,392	1.38%	100.00%	100.00%	(437)	960	2,060
461 STANDARDIZED TESTS	39,680	396	180	50,922	(50,742)	28290.02%	0.00%	97.03%	50,922	0	38,500
465 NONINSTRUCTIONAL TECH DEVICES	0	6,166	715	0	715	0.00%	100.00%	0.00%	(6,166)	6,166	0
466 INSTRUCTIONAL TECH DEVICES	12,983	23,447	2,284	89,700	(87,416)	3927.32%	55.28%	15.89%	76,739	12,961	2,062
490 FOOD	5,568	820	6,350	4,558	1,792	71.78%	35.28%	81.84%	4,269	289	4,557
<b>TOTAL SUPPLIES</b>	<b>276,713</b>	<b>386,950</b>	<b>476,841</b>	<b>552,032</b>	<b>(75,191)</b>	<b>115.77%</b>	<b>77.75%</b>	<b>62.30%</b>	<b>251,163</b>	<b>300,869</b>	<b>172,391</b>
<b>SUPPLIES &amp; EQUIPMENT</b>											
510 SITE OR GROUNDS ACQUISITION	0	0	0	0	0	0.00%	0.00%	0.00%	0	0	0
520 BUILDING ACQ OR CONSTRUCTION	760	0	27,829	8,455	19,375	30.38%	0.00%	100.00%	8,455	0	760
530 OTHER EQUIPMENT PURCHASE	50,446	12,922	57,230	19,318	37,912	33.76%	89.43%	82.75%	7,762	11,557	41,744
533 EQUIP SP ED DIRECT INSTRUCTION	0	2,014	2,312	0	2,312	0.00%	0.00%	0.00%	0	0	0
535 CAPITAL LEASES	0	13,530,000	0	0	0	0.00%	0.00%	0.00%	0	0	0
550 OTHER VEHICLES, PURCHASE	0	0	0	0	0	0.00%	0.00%	0.00%	0	0	0
555 CAPITAL NONINSTR TECH HARDWARE	15,623	1,249	0	0	0	0.00%	100.00%	0.00%	(1,249)	1,249	0
556 CAPITALIZED INSTR TECH HARDWARE	0	10,855	0	8,848	(8,848)	0.00%	100.00%	0.00%	(2,007)	10,855	0
560 PRIN ON LONG TERM TECH	0	0	0	27,524	(27,524)	0.00%	0.00%	0.00%	27,524	0	0
570 PRIN ON BLDG/LAND LEASE	0	0	1,073,069	36,315	1,036,754	3.38%	0.00%	0.00%	36,315	0	0
571 INT ON BLDG/LAND LEASE	0	0	876,015	160,102	715,913	18.28%	0.00%	0.00%	160,102	0	0
580 PRINCIPAL ON CAPITAL LEASE	429,640	1,041,334	0	0	0	0.00%	31.01%	7.96%	(322,953)	322,953	34,197
581 INTEREST ON CAPITAL LEASE	603,320	617,939	0	0	0	0.00%	0.73%	50.10%	(4,527)	4,527	302,283
589 LEASE TRANSACTIONS/INSTALL SALE	0	(13,530,000)	0	0	0	0.00%	0.00%	0.00%	0	0	0
590 OTHER CAPITAL EXPENDITURES	5,246	4,500	5,246	3,950	1,296	75.30%	100.00%	100.00%	(550)	4,500	5,246
<b>TOTAL SUPPLIES &amp; EQUIPMENT</b>	<b>1,105,035</b>	<b>1,690,813</b>	<b>2,041,701</b>	<b>264,512</b>	<b>1,777,189</b>	<b>12.96%</b>	<b>21.03%</b>	<b>34.77%</b>	<b>(91,129)</b>	<b>355,641</b>	<b>384,230</b>
<b>OTHER EXPENDITURES</b>											
810 JUDGMENTS AGAINST DISTRICT	0	0	0	0	0	0.00%	0.00%	0.00%	0	0	0
820 DUES, MEMBERSHIP, LICENSE, FEES	20,127	27,245	24,655	17,186	7,469	69.71%	83.16%	86.18%	(5,471)	22,657	17,346
891 TRA & PERA SPEC SITUATION PENSIC	35,373	0	0	0	0	0.00%	0.00%	0.00%	0	0	0
895 FED/NONPUBLIC INDIRECT (CHGBK)	(0)	0	2,444	0	2,444	0.00%	0.00%	0.00%	0	0	0
896 TAXES & SPECIAL ASSESSMENTS	(348)	56	100	40	60	40.19%	0.00%	-28.77%	40	0	100
<b>TOTAL OTHER EXPENDITURES</b>	<b>55,152</b>	<b>27,301</b>	<b>27,199</b>	<b>17,226</b>	<b>9,973</b>	<b>63.33%</b>	<b>82.99%</b>	<b>31.63%</b>	<b>(5,431)</b>	<b>22,657</b>	<b>17,446</b>
<b>OTHER FINANCING USES</b>											
910 PERMANENT TRANSFER/OTHER FUNCI	0	0	0	0	0	0.00%	0.00%	0.00%	0	0	0
<b>TOTAL OTHER FINANCING USES</b>	<b>0</b>	<b>0</b>	<b>0</b>	<b>0</b>	<b>0</b>	<b>0.00%</b>	<b>0.00%</b>	<b>0.00%</b>	<b>0</b>	<b>0</b>	<b>0</b>

DESCRIPTION	June 30, 2020	June 30, 2021	Adopted Budget	Expenses YTD	Budget Remaining	December 31, 2021	December 31, 2020	December 31, 2019	Current YTD vs. Prior YTD	December 31, 2020	December 31, 2019
						% of Budget Expended	% of Actuals Expended	% of Actuals Expended			
GENERAL FUND TOTAL	12,989,428	14,236,404	16,398,905	5,270,824	11,128,082	32.14%	33.33%	32.80%	525,456	4,745,368	4,260,820

# GENERAL FUND - EXPENDITURES BY PROGRAM CODE

Goodhue Co Ed District | December 31, 2021

DESCRIPTION	June 30, 2020	June 30, 2021	Adopted Budget	Expenses YTD	Budget Remaining	December 31, 2021	December 31, 2020	December 31, 2019	Current YTD vs. Prior YTD	December 31, 2020	December 31, 2019
						% of Budget Expended	% of Actuals Expended	% of Actuals Expended			
<b>DISTRICT ADMINISTRATION</b>											
010 BOARD OF EDUCATION	16,440	14,326	25,937	12,636	13,301	48.72%	74.42%	63.00%	1,974	10,662	10,357
030 INSTRUCTIONAL ADMINISTRATION	83,008	65,520	87,284	30,256	57,028	34.66%	59.53%	55.69%	(8,745)	39,001	46,224
<b>TOTAL - DISTRICT ADMINISTRATION</b>	<b>99,448</b>	<b>79,846</b>	<b>113,221</b>	<b>42,891</b>	<b>70,330</b>	<b>37.88%</b>	<b>62.20%</b>	<b>56.90%</b>	<b>(6,771)</b>	<b>49,663</b>	<b>56,581</b>
<b>SITE ADMINISTRATION</b>											
050 SCHOOL ADMINISTRATION	59,029	97,953	257,073	133,174	123,899	51.80%	42.62%	44.63%	91,429	41,746	26,345
<b>TOTAL - SITE ADMINISTRATION</b>	<b>59,029</b>	<b>97,953</b>	<b>257,073</b>	<b>133,174</b>	<b>123,899</b>	<b>51.80%</b>	<b>42.62%</b>	<b>44.63%</b>	<b>91,429</b>	<b>41,746</b>	<b>26,345</b>
<b>SUPPORT SERVICES</b>											
105 GENERAL ADMINISTRATIVE SUPPORT	85,805	106,875	101,453	106,017	(4,564)	104.50%	94.19%	116.47%	5,352	100,665	99,936
110 BUSINESS SUPPORT SERVICES	116,345	120,651	138,568	126,838	11,730	91.53%	96.24%	93.10%	10,717	116,120	108,320
<b>TOTAL - SUPPORT SERVICES</b>	<b>202,150</b>	<b>227,526</b>	<b>240,021</b>	<b>232,855</b>	<b>7,166</b>	<b>97.01%</b>	<b>95.28%</b>	<b>103.02%</b>	<b>16,069</b>	<b>216,785</b>	<b>208,256</b>
<b>REGULAR INSTRUCTION</b>											
203 EDUCATION, ELEMENTARY GENERAL	85,478	99,611	322,534	46,716	275,818	14.48%	0.00%	0.00%	46,716	0	0
205 TITLE III, PART A LANGUAGE ACQUISITION	14,929	18,052	20,737	10,581	10,156	51.02%	65.64%	72.22%	(1,269)	11,850	10,782
211 EDUCATION, SECONDARY GENERAL	657,881	545,999	694,268	35,343	658,925	5.09%	4.74%	3.90%	9,443	25,900	25,638
212 VISUAL ART	0	0	68,641	23,361	45,280	34.03%	0.00%	0.00%	23,361	0	0
219 ENGLISH LEARNER	365,688	390,669	382,280	145,637	236,643	38.10%	36.03%	36.36%	4,875	140,762	132,977
220 ENGLISH, LANGUAGE ARTS	63,448	66,007	142,450	46,411	96,039	32.58%	33.34%	31.60%	24,403	22,008	20,048
240 HEALTH, PHYSICAL ED & RECREATION	6,126	6,833	37,097	1,955	35,142	5.27%	28.64%	35.19%	(2)	1,957	2,156
250 FAMILY LIVING SCIENCE	79,279	80,565	81,814	26,624	55,190	32.54%	33.08%	31.12%	(29)	26,652	24,668
255 INDUSTRIAL EDUCATION	0	0	0	0	0	0.00%	0.00%	0.00%	0	0	0
256 MATHEMATICS	74,844	78,769	155,055	43,846	111,209	28.28%	32.58%	30.52%	18,186	25,660	22,846
258 MUSIC	0	0	75,011	27,111	47,900	36.14%	0.00%	0.00%	27,111	0	0
260 NATURAL SCIENCES	80,887	83,491	169,312	29,322	129,990	18.41%	32.98%	31.66%	1,784	27,539	25,608
270 SOCIAL SCIENCES/SOCIAL STUDIES	64,840	68,633	146,373	46,551	99,822	31.80%	32.92%	31.68%	23,955	22,597	20,539
<b>TOTAL - REGULAR INSTRUCTION</b>	<b>1,493,398</b>	<b>1,438,628</b>	<b>2,285,572</b>	<b>483,458</b>	<b>1,802,115</b>	<b>21.15%</b>	<b>21.20%</b>	<b>19.10%</b>	<b>178,534</b>	<b>304,924</b>	<b>285,260</b>
<b>VOCATIONAL INSTRUCTION</b>											
380 SPECIAL NEEDS	240,432	255,640	285,095	72,538	212,557	25.44%	29.74%	28.45%	(3,483)	76,021	68,398
399 CAREER & TECHNICAL GENERAL	68,063	71,555	74,951	23,653	51,298	31.56%	33.17%	31.04%	(84)	23,738	21,124
<b>TOTAL - VOCATIONAL INSTRUCTION</b>	<b>308,496</b>	<b>327,195</b>	<b>360,046</b>	<b>96,191</b>	<b>263,855</b>	<b>26.72%</b>	<b>30.49%</b>	<b>29.02%</b>	<b>(3,568)</b>	<b>99,759</b>	<b>89,522</b>
<b>SPECIAL ED INSTRUCTION</b>											
400 GENERAL SPECIAL EDUCATION	110,607	79,065	61,167	36,504	24,663	59.68%	44.37%	36.74%	1,420	35,084	40,633
401 SPEECH/LANGUAGE IMPAIRED	756,820	1,029,586	1,113,370	463,206	650,164	41.60%	39.79%	37.37%	53,518	409,688	282,829
402 MILD, MODERATE COGNITIVE DISAB	118,134	86,123	84,265	23,940	60,325	28.41%	49.35%	47.19%	(18,558)	42,498	55,751
403 SEVERE, PROFOUND COGNITIVE DISAB	20,524	14,407	9,807	2,901	6,906	29.58%	28.45%	22.99%	(1,198)	4,099	4,719
404 PHYSICALLY IMPAIRED	582,179	639,551	660,708	215,088	445,620	32.55%	33.87%	33.87%	(1,536)	216,624	197,183
405 DEAF, HARD OF HEARING	228,154	229,427	272,803	82,420	190,383	30.21%	24.68%	24.84%	25,804	56,616	56,664
406 VISUALLY IMPAIRED	81,877	90,681	94,067	28,618	65,449	30.42%	31.62%	27.75%	(53)	28,671	22,723
407 SPECIFIC LEARNING DISABILITY	272,073	164,476	211,939	53,113	158,826	25.06%	28.24%	20.74%	6,664	46,448	56,426
408 EMOTIONAL/BEHAVIORAL DISORDER	1,501,672	1,333,715	1,492,986	371,563	1,121,423	24.89%	30.47%	27.06%	(34,776)	406,339	406,292
410 OTHER HEALTH DISABILITIES	106,049	288,286	226,238	74,207	152,031	32.80%	18.57%	33.36%	20,684	53,523	35,382
411 AUTISTIC SPECTRUM DISORDERS	508,490	700,550	688,306	251,574	436,732	36.55%	21.36%	30.96%	101,949	149,625	157,411
412 DEVELOPMENTALLY DELAYED	870,576	895,693	893,267	257,285	635,982	28.80%	32.24%	31.76%	(31,520)	288,805	276,470
414 TRAUMATIC BRAIN INJURY	6,815	27,155	27,520	11,319	16,201	41.13%	7.08%	0.00%	9,397	1,921	0
416 SEVERELY MULTIPLY IMPAIRED	655	2,142	653	5,966	(5,313)	913.64%	0.00%	98.65%	5,966	0	646
420 SPECIAL ED, AGGREGATE 3+	2,196,406	2,102,156	2,437,807	1,029,269	1,408,538	42.22%	41.35%	38.39%	159,977	869,292	843,141
422 SPECIAL ED, STUDENTS W/O DISABILITIES	250,571	243,917	398,703	109,969	288,734	27.58%	43.82%	34.67%	3,077	106,891	86,874
<b>TOTAL - SPECIAL ED INSTRUCTION</b>	<b>7,611,603</b>	<b>7,926,930</b>	<b>8,673,606</b>	<b>3,016,942</b>	<b>5,656,664</b>	<b>34.78%</b>	<b>34.26%</b>	<b>33.15%</b>	<b>300,816</b>	<b>2,716,126</b>	<b>2,523,143</b>
<b>INSTRUCTIONAL SUPPORT</b>											
610 CURRICULUM CONSULT & DEV PROGRAM	295,945	352,711	267,329	197,330	69,999	73.82%	45.12%	46.11%	38,177	159,153	136,474
613 PROGRAM	0	0	0	14,913	(14,913)	0.00%	0.00%	0.00%	14,913	0	0
630 INSTRUCTION, RELATED TECHNOLOGY	59,078	93,319	75,386	188,397	(113,011)	249.91%	46.97%	18.69%	144,563	43,834	11,043
640 STAFF DEVELOPMENT	9,806	2,140	13,000	5,819	7,181	44.76%	93.45%	98.78%	3,819	2,000	9,687
<b>TOTAL - INSTRUCTIONAL SUPPORT</b>	<b>364,829</b>	<b>448,170</b>	<b>355,715</b>	<b>406,460</b>	<b>(50,745)</b>	<b>114.27%</b>	<b>45.74%</b>	<b>43.09%</b>	<b>201,472</b>	<b>204,988</b>	<b>157,204</b>
<b>PUPIL SUPPORT SERVICES</b>											

DESCRIPTION	June 30, 2020	June 30, 2021	Adopted Budget	Expenses YTD	Budget Remaining	December	December	December	Current YTD vs. Prior YTD	December 31, 2020	December 31, 2019
						31, 2021	31, 2020	31, 2019			
						% of Budget Expended	% of Actuals Expended	% of Actuals Expended			
710 SECONDARY COUNSELING/GUIDANCE	0	0	0	13,125	(13,125)	0.00%	0.00%	0.00%	13,125	0	0
715 SCHOOL SECURITY	0	13,939	0	0	0	0.00%	0.00%	0.00%	0	0	0
720 HEALTH SERVICES	176,681	251,592	258,242	99,039	159,203	38.35%	32.45%	33.39%	17,389	81,650	58,992
730 PSYCHOLOGICAL AND HEALTH SERVICES	780,683	891,511	930,599	301,492	629,107	32.40%	31.31%	32.59%	22,346	279,146	254,388
740 SOCIAL WORK SERVICES	406,646	422,317	429,255	130,993	298,262	30.52%	32.02%	30.46%	(4,222)	135,215	123,847
760 PUPIL TRANSPORTATION	3,070	7,070	15,307	2,699	12,608	17.63%	54.88%	42.15%	(1,181)	3,880	1,294
790 OTHER PUPIL SUPPORT SERVICES	0	0	0	0	0	0.00%	0.00%	0.00%	0	0	0
<b>TOTAL - PUPIL SUPPORT SERVICES</b>	<b>1,367,080</b>	<b>1,586,429</b>	<b>1,633,403</b>	<b>547,348</b>	<b>1,086,055</b>	<b>33.51%</b>	<b>31.51%</b>	<b>32.08%</b>	<b>47,457</b>	<b>499,891</b>	<b>438,521</b>
<b>FACILITIES</b>											
810 OPERATIONS & MAINTENANCE	294,452	260,215	330,283	72,025	258,258	21.81%	27.29%	24.75%	1,001	71,024	72,891
850 CAPITAL FACILITIES	1,087,154	1,772,516	2,032,159	221,807	1,810,352	10.91%	27.45%	35.15%	(264,751)	486,558	382,117
865 LTFM NOT PRO 866,867,868	101,790	70,995	117,806	17,674	100,132	15.00%	75.93%	20.61%	(36,232)	53,906	20,980
870 BUILDING CONSTRUCTION	0	0	0	0	0	0.00%	0.00%	0.00%	0	0	0
<b>TOTAL - FACILITIES</b>	<b>1,483,396</b>	<b>2,103,727</b>	<b>2,480,248</b>	<b>311,506</b>	<b>2,168,742</b>	<b>12.56%</b>	<b>29.07%</b>	<b>32.09%</b>	<b>(299,982)</b>	<b>611,488</b>	<b>475,988</b>
<b>OTHER FINANCING USES</b>											
950 TRANSFERS	0	0	0	0	0	0.00%	0.00%	0.00%	0	0	0
<b>TOTAL - OTHER FINANCING USES</b>	<b>0</b>	<b>0</b>	<b>0</b>	<b>0</b>	<b>0</b>	<b>0.00%</b>	<b>0.00%</b>	<b>0.00%</b>	<b>0</b>	<b>0</b>	<b>0</b>
<b>GENERAL FUND TOTAL</b>	<b>12,989,428</b>	<b>14,236,404</b>	<b>16,398,905</b>	<b>5,270,824</b>	<b>11,128,082</b>	<b>32.14%</b>	<b>33.33%</b>	<b>32.80%</b>	<b>525,456</b>	<b>4,745,368</b>	<b>4,260,820</b>



# 5RiversOnline Update

1.19.22



Part-time Full-time

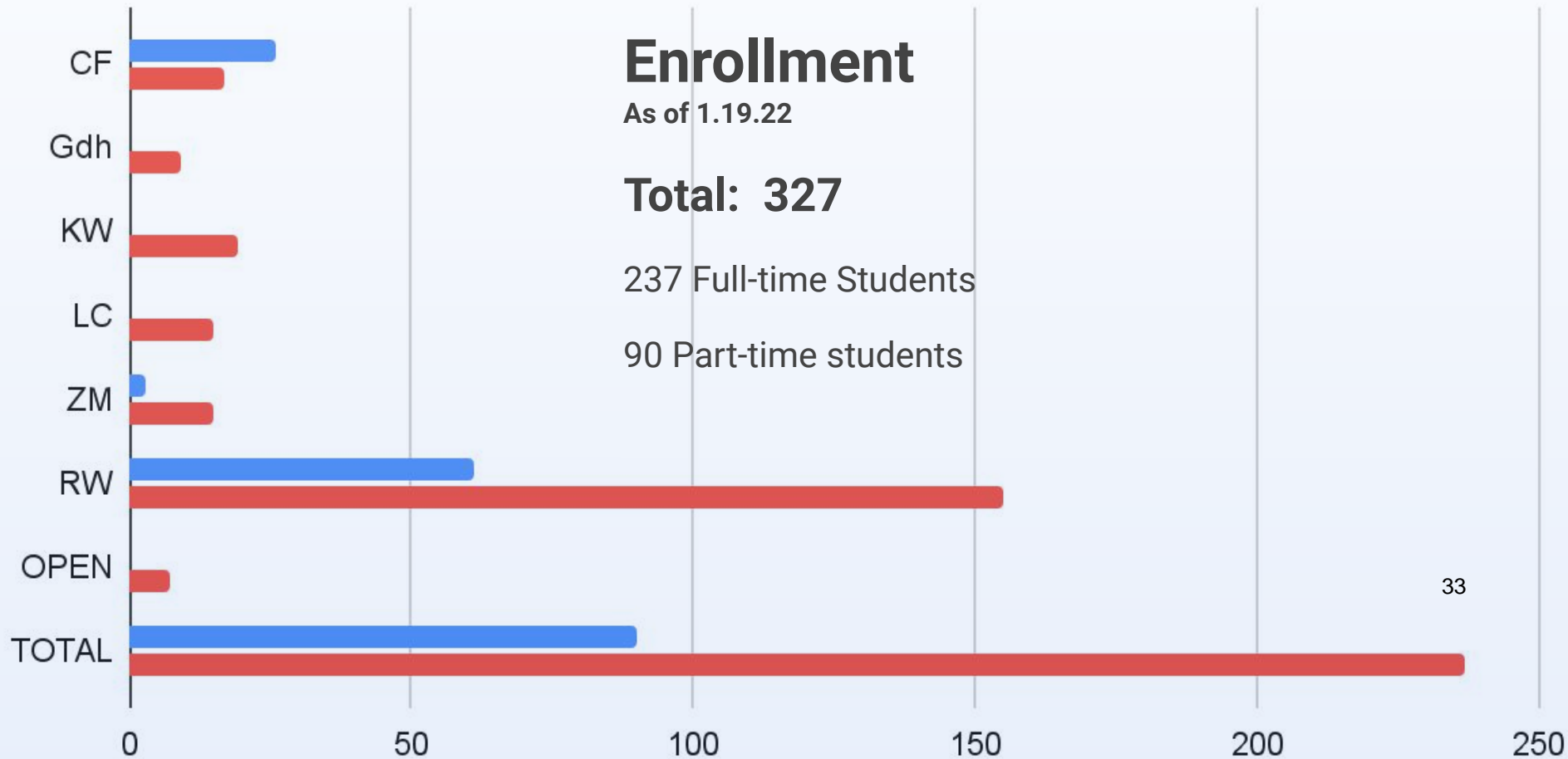
# Enrollment

As of 1.19.22

**Total: 327**

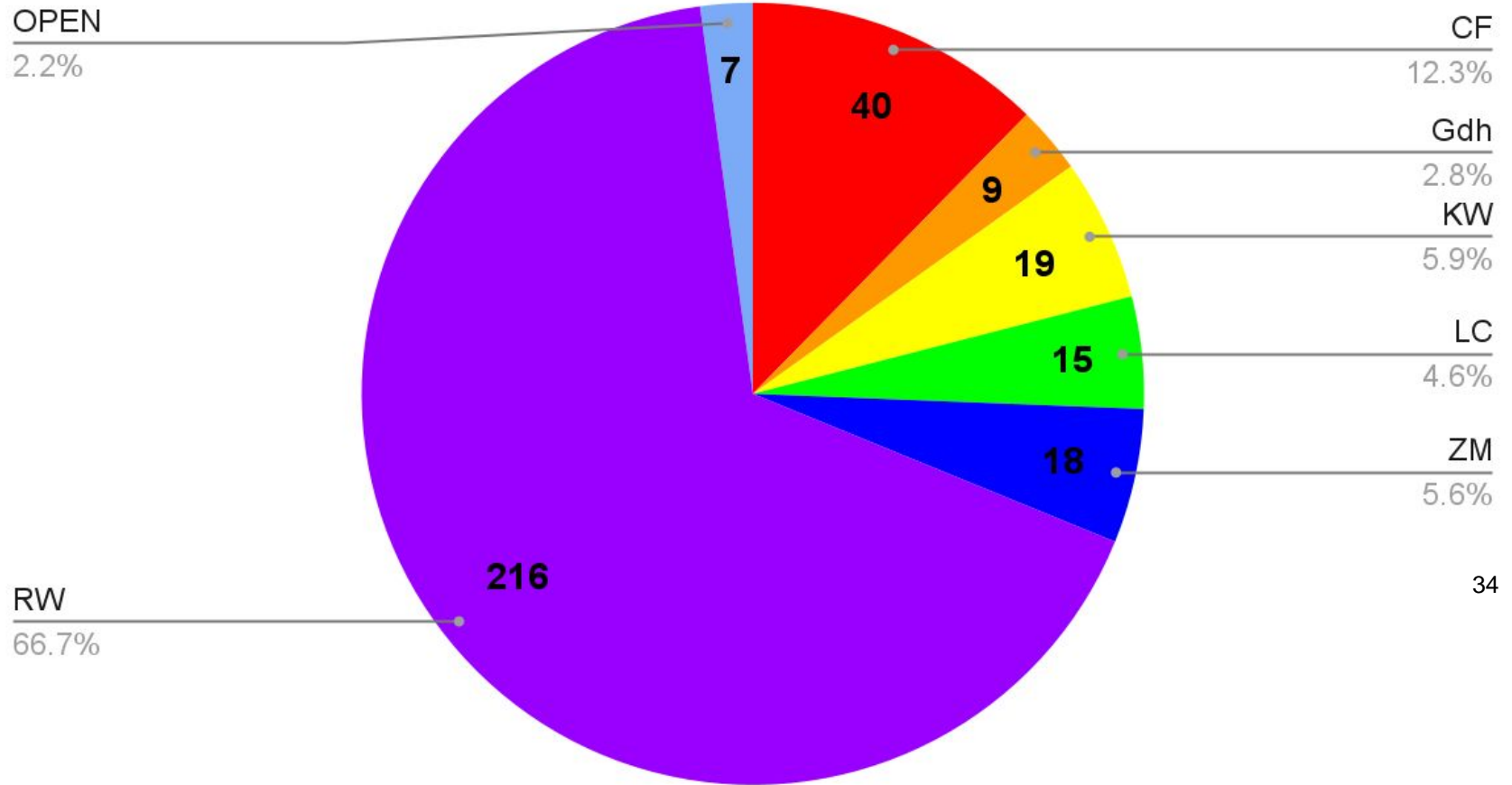
237 Full-time Students

90 Part-time students

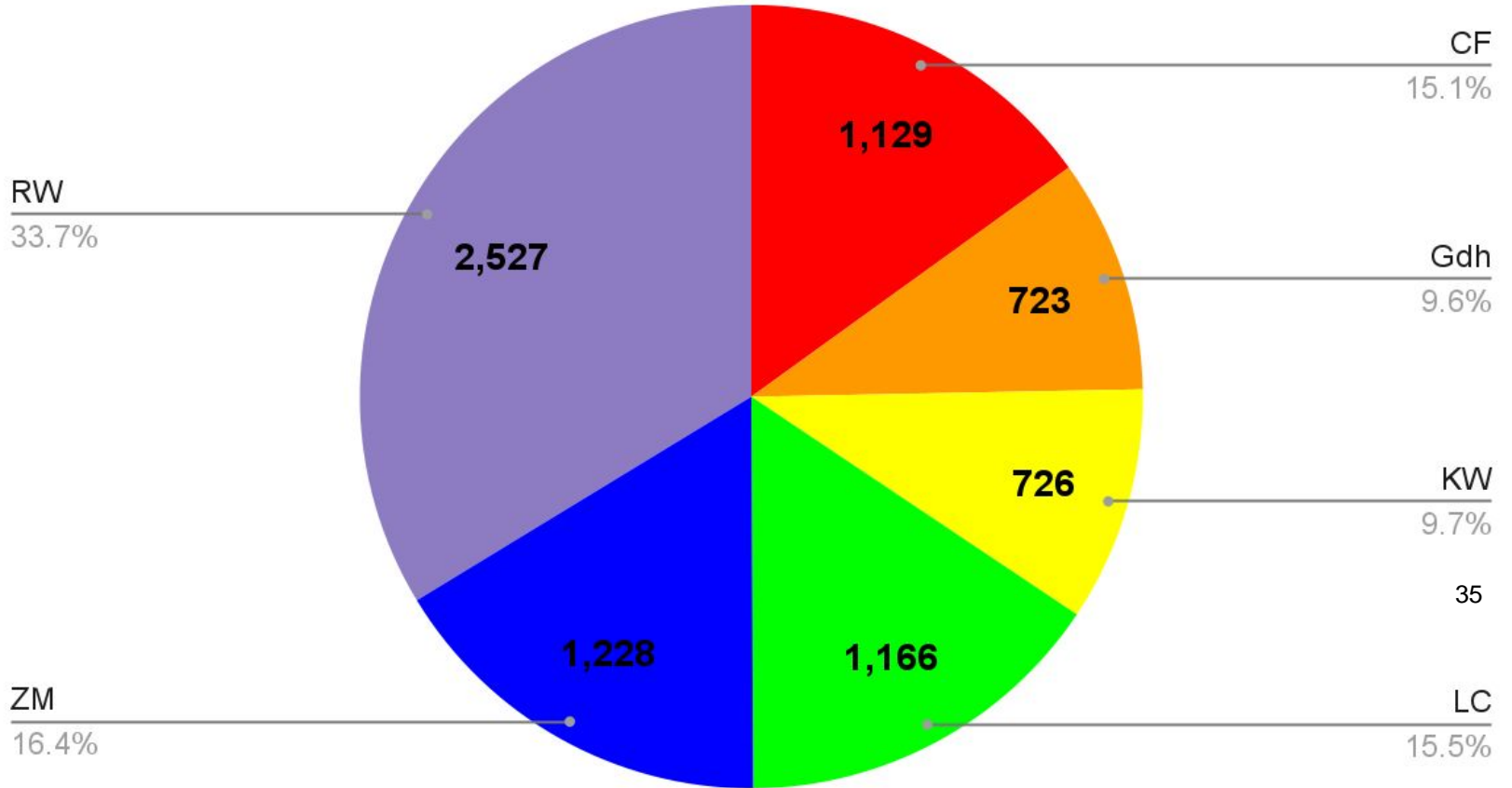


33

# Total 5RO Enrollment



# Oct. 1, 2020 MDE GCED Districts Enrollment



# K-6 Enrollment - 61 Students (Synchronous & Asynchronous)

As of 1.19.22

- By Resident District

- CF=3
- Gdh=3
- KW=5
- LC=7
- ZM=2
- RW=39
- Open=2

- By Grade Level

- Gr K=5
- Gr 1=10
- Gr 2=6
- Gr 3=10
- Gr 4=13
- Gr 5=10
- Gr 6=7

# 7-12 Enrollment - 266 Students (Asynchronous)

As of 1.19.22

- By Resident District
  - CF=40
  - Gdh=6
  - KW=14
  - LC=8
  - ZM=16
  - RW=177
  - Open=5

- By Grade Level
  - Gr 7=22
  - Gr 8=26
  - Gr 9=42
  - Gr 10=49
  - Gr 11=61
  - Gr 12=66

# 5RO Staff of Record

## Full Time Staff

Catherine Roath--SS 7-12

Heather Zeissler--ELA 7-12

Jennifer Sharp--Grades K-2

Dana Simmons--Grades 3 & 4

Sara Thompson--Grades 3 & 4

Nate Weess--Grades 5 & 6

## PT Secondary Core Staff

Heather Finholm--Math 7-8

Mike Matuska--Math 9-12

Tammy Mikkelson--Math 9-12

Kirby Hanson--Science 7-12

Maggie Morse--Science 10-12

Becky Norton--Science 8-12

## PT Elective Staff

Katie Rausch--Art

Dan Marrs--Music & SEL

Laurie McNallie--FACS

Brandon King--Health & PE

Peter Johnson--DAPE & PE

Katie Dunn--Computer & IT

Lisa Toivonen--World Lang

## PT Support Staff

Heidi Raasch--Counselor

Carrie Hansen--SpEd Coor

Liz Runquist/Annie

Mittlestadt--K-6 SpEd

Stacey Hauschildt--7-12 SpEd

Lauren Grammond--SW

# Works in Progress

- Infinite Campus Scheduling/Uploading information
- Records Reviews
- Credit Reviews
- Schedule Reviews
- Special Education
  - IEP meetings
  - Due Process Paperwork
  - Coordination of Services
- Procedures/Flowcharts/policy proposals
- Parent Portal (almost complete!)
- Curriculum needs/delivery/checkout system
- AP courses
- Website updates
- Budgeting
- Newsletter/Online communication
- E-signatures/online paperwork
- MARSS coordination
- Technology coordination with Edgenuity & Infinite Campus
- Coordination with Non-Profits & Rol's
- Future expansion planning
- Anything else :-)

# Looking Forward to 2022-23



## Things we can do better:

- Plan to begin 2022-23 Enrollment in February.
- Provide enrollment projections to members to aid in their planning
- Request needed FTE early by subject area so districts can provide staff
  - District's may be able to reduce their staff to meet budget targets by scheduling staff to teach with 5RiversOnline.

---



- XIX. **Old Business:**  
A. COVID-19 Guidelines and Masking Guidelines Update



# COVID-19 Student and Family Guidelines

## Health Considerations for Navigating COVID-19

### TABLE OF CONTENTS

TABLE OF CONTENTS	1
<a href="#"><u>Introduction</u></a>	3
<a href="#"><u>School Year 2021-2022</u></a>	3
<a href="#"><u>About COVID-19</u></a>	3
<a href="#"><u>Individuals at Higher Risk and Extended Absences</u></a>	4
<a href="#"><u>Protect Yourself and Others: Prevention Strategies</u></a>	4
<a href="#"><u>Health Screening and Monitoring</u></a>	8
<a href="#"><u>Exclusion Guidance for COVID-19</u></a>	10
<a href="#"><u>Reporting COVID-19 Concerns and Contact Tracing</u></a>	11
<a href="#"><u>Metrics and Procedures used for Shifting Guidelines</u></a>	11

## Introduction

The Goodhue County Education District (GCED) is committed to providing a safe and healthy environment for our students, staff and their families. To ensure this commitment is met, we have developed and will continue to revise the COVID-19 Guidance for Students and Families in response to the everchanging Coronavirus Disease 2019 (COVID-19) pandemic.

In addition, this document incorporates COVID-19 related health recommendations from [CDC: Guidance for COVID-19 Prevention in K-12 Schools](#) as well as Minnesota Department of Health (MDH) guidelines for [Best Practice Recommendations for COVID-19 Prevention in Schools for the 2021-22 School Year](#), MDH's [Schools and Childcare: COVID-19](#) and MDH's [Recommended COVID-19 Decision Tree for People in Youth, Student, and Child Care Programs](#). GCED administrators, COVID-19 Response Team, School Board, and county partners continuously monitor for new guidelines or modifications to current guidelines and are committed to applying those recommendations in a timely manner.

## School Year 2021-2022

Students benefit from in-person learning, and safely returning to school in fall 2021 is a priority. GCED will use MDH's [Best Practice Recommendations for COVID-19 Prevention in Schools for the 2021-22 School Year](#) and [CDC's Schools and Child Care Programs: Plan, Prepare, and Respond](#) as the guiding resources during the 2021-2022 school year. We will also closely monitor community case rates of COVID-19 and community vaccination rates in our safe learning plan decisions. Although the recommendations specify K-12 guidance, because GCED services extend from birth through age 21, we will extend these recommendations to include all services offered from birth to age 21.

## About COVID-19

[COVID-19](#) is a respiratory illness in people caused by a new (novel) virus. COVID-19 is primarily spread from person to person from respiratory droplets when an infected person coughs, sneezes or talks.

You can become infected by coming into prolonged (more than 15 minutes total over 24 hours) close contact (about 6 feet) with a person who has COVID-19. Some people without symptoms may be able to spread the virus. You may also be able to get it by touching a surface or object that has the virus on it, and then by touching your mouth, nose or eyes. [COVID-19 symptoms](#) can range from mild to severe illness. Since this is a new virus, there are still things we do not know, but we are learning more about COVID-19 each day.

Minnesota's public health community is working to [slow the spread of COVID-19](#) in our state, and we count on all of our students, staff and their families to be part of that process. Our goal is to reduce the

potential for transmission of COVID-19 in our schools and communities, and that calls on all of us to do what we can to achieve our common goal of returning students to in-person learning.

## Individuals at Higher Risk and Extended Absences

GCED cares about the health and safety of our students and staff and has an obligation to provide a strong educational system that effectively supports students, staff and the community. [Some students may need to take extra precautions](#) or may be at higher risk for severe illness from COVID-19, such as [people with underlying medical conditions](#). Parents/guardians may want to consider the 5RiverOnline School (5RO) as an alternative for grades K-12. [5RiversOnline](#) is a new school offering full-time online instruction. 5RO will address the same state standards as each of the schools in Goodhue County. 5RO's development was at the request and was designed in partnership with our member district schools Cannon Falls, Goodhue, Kenyon-Wanamingo, Lake City, Red Wing and Zumbrota-Mazeppa. 5RO students also have access to extracurricular and athletic activities in their resident district.

## Protect Yourself and Others: Prevention Strategies

GCED takes precautionary measures and follows guidance from the CDC and MDH in response to the COVID-19 pandemic. This plan is grounded in the knowledge that the benefits of being physically present in school are significant, and creating conditions for safe in-person instruction is a priority.

Therefore, this guidance emphasizes implementing layered prevention strategies (using multiple prevention strategies together consistently) to help limit the spread of COVID-19, to support in-person learning, and to protect people who are not fully vaccinated, including students, teachers, staff and other members of their households, especially in areas of moderate-to-high community transmission. MDH, in alignment with current scientific evidence and guidance from CDC, strongly recommends vaccination for those ages 12 and older, wearing masks, social/physical distancing, COVID-19 testing, proper ventilation, handwashing and respiratory etiquette, staying home when sick and getting tested, contact tracing in combination with quarantine and isolation, and cleaning and disinfection to keep schools safe.

According to the CDC, the best way to prevent illness is to avoid being exposed to this virus. You can take steps to slow the spread and [protect yourself and others](#). Key prevention strategies include:

- Promoting COVID-19 vaccination
- Consistent and correct mask use
- Physical distancing and cohorts
- COVID-19 testing
- Handwashing and respiratory etiquette
- Staying home when sick and getting tested

- Contact tracing in combination with isolation and quarantine
- Cleaning and disinfecting our facilities regularly

While fewer children overall have become seriously ill with COVID-19 than adults, children can be infected with the virus that causes COVID-19, get sick with COVID-19, spread the virus to others, and have severe outcomes. [Recent studies](#) have shown that:

- when community rates of COVID-19 are high, especially with lower vaccination rates for those eligible for vaccination, there is an increased likelihood that COVID-19 will be introduced to, and potentially transmitted by, students in school settings
- when prevention strategies are layered and implemented consistently, transmission within schools can be limited
- children have an infection rate that is comparable to, and in some settings, higher, than adults
- children can also transmit the virus to others even when they do not have symptoms or have mild/non-specific symptoms
- compared to adults, children are more commonly asymptomatic or have mild, non-specific symptoms (e.g., headache, sore throat)

## COVID-19 Vaccine

According to the Centers for Disease Control and Prevention (CDC), vaccination is currently the leading public health strategy to end the COVID-19 pandemic. People who are fully vaccinated against COVID-19 are at low risk of symptomatic or severe infection. [Growing evidence](#) suggests that people who are fully vaccinated against COVID-19 are less likely to have an asymptomatic infection or transmit COVID-19 to others than people who are not fully vaccinated.

The CDC website shares that viruses constantly change through mutation, and new variants of a virus are expected to occur over time. New evidence suggests that an emerging variant, the Delta variant, is more contagious and that even fully vaccinated people may be able to pass the disease to others. However, the vaccines still work. Fully vaccinated people are less likely to get infected, and if a vaccinated person gets infected, the illness will likely be mild. The vaccine also greatly reduces the chance of hospitalization and death. The Delta variant is different from past versions of the virus and spreads about twice as easily from one person to another. Learn more at [About COVID-19: COVID-19 variants](#).

Visit [vaccines.gov](https://vaccines.gov) to find out where students and their families can get vaccinated against COVID-19 in the community and promote COVID-19 vaccination locations near schools.

### Resources:

- [CDC: Guidance for COVID-19 Prevention in K-12 Schools: Promoting Vaccination](#)
- [Goodhue County: Vaccine Resources and Clinics](#)
- [MDH: Vaccine Connector](#)
- [MDH: Ways to Find a COVID-19 Vaccine](#)

- [MDH: FAQ about Vaccines](#)

### **Masks (Face Coverings)**

The Minnesota Department of Education (MDE), following guidance from the CDC, has recommended everyone wear masks while inside schools this fall, even if they've been vaccinated. Each school district has the autonomy to decide whether to implement its own mandate.

Wearing a mask (face covering) has proven to be an effective strategy in slowing the transmission of COVID-19. It is important to wear a mask in some settings to help limit the spread of COVID-19. In accordance with CDC and MDH recommendations, and per School Board approval on August 26, 2021, GCED will implement a mask requirement for all students ages 2 and up, staff and visitors regardless of vaccination status at the River Bluff Education Center and at the Tower View Alternative Learning High School. In general, people do not need to wear masks outdoors. At any point during the course of 2021-22 that masks are a requirement, mask exemptions due to disabling or health related conditions will be considered on a case by case basis through an interactive process with the student or staff member or through the actions of an IEP or 504 team.

As of June 14, 2021, all people are required by the CDC to wear masks on public transportation. **This includes all GCED transportation to and from all schools and programming.**

#### **Resources:**

- [CDC: Guidance for COVID-19 Prevention in K-12 Schools: Consistent and Correct Mask Use](#)
- [CDC Video: How to Wear a Cloth Face Covering](#)
- [CDC: Requirement for Face Masks on Public Transportation Conveyances and at Transportation Hubs](#)
- [Face Covering Requirements and Recommendations](#)
- [CDC Science Brief: Community Use of Cloth Masks to Control the Spread of SARS-CoV-2](#)

### **Physical Distancing and Cohorting**

Maintaining physical distance provides protection by reducing risk of exposure and limiting the number of close contacts when someone is infected with COVID-19. The term "physical distancing" means keeping a safe space between yourself and other people. Similarly, the practice of "cohorting," which refers to identifying small groups of students and staff and keeping them together throughout an entire day, reduces the risk of additional exposures in the school setting by limiting unnecessary mixing of multiple groups.

The CDC and American Academy of Pediatrics recommend placing student desks at least 3 feet apart at a minimum, and up to 6 feet apart in areas of high community transmission in settings where cohorting is not possible. GCED will work to provide spacing where possible between students, with a goal of 3-6 feet spacing when able. Students where possible will be assigned to small cohort groups that stay together as much as possible throughout the day (e.g., during lunch, bathroom breaks, arrival

and dismissal, recess). Assigned seating will be required in all classrooms and lunch periods for all ages.

**Resources:**

- [CDC: Guidance for COVID-19 Prevention in K-12 Schools: Physical Distancing](#)
- [CDC Video: Social Distancing](#)

## **Hand and Respiratory Hygiene**

[Washing hands](#) with soap and water is the best way to get rid of germs in most situations. You can help yourself and others stay healthy by washing your hands and encouraging students to wash their hands often, especially during key times when germs are likely to spread.

GCED has built routines of hand hygiene into the daily school schedule for all students and staff. We will teach and reinforce handwashing with soap and water for at least 20 seconds and/or the safe use of hand sanitizer that contains at least 60% alcohol.

**Resources:**

- [CDC: Guidance for COVID-19 Prevention in K-12 Schools: Handwashing and Respiratory Etiquette](#)
- [MDH: Hand Hygiene for Schools and Child Care](#)
- [MDH Video: How to Wash Your Hands](#)

## **Cleaning and Disinfecting Measures**

GCED follows guidance from MDH and the CDC to maintain a clean environment. GCED staff routinely clean and disinfect surfaces and objects that are frequently touched and have implemented an elevated cleaning procedure in response to reports of COVID-19 related symptoms and/or diagnosis. All spaces at River Bluff Education Center and Tower View are equipped with supplies to routinely clean and disinfect.

During school hours, high touch areas in classrooms such as desks, chairs, tabletops, counters, door handles, cabinet knobs/handles, light switches, white board markers, computer monitors/keyboards or any other shared equipment will be disinfected between each class. Staff will be provided with a cleaner/disinfectant and paper towels and trained on how to use the cleaner/disinfectant properly.

High touch areas outside the classrooms such as door handles, knobs, panic bars, handrails, sinks and fixtures, light switches, elevator controls (inside and out) vending machines and any other areas will be disinfected during each class time by the custodians. Custodians will be provided with cleaners/disinfectants, proper personal protective equipment and training on how to use the cleaner/disinfectant properly.

Bathrooms will be cleaned every 2 hours by custodial staff during school hours. Custodians will be provided with cleaners/disinfectants, proper personal protective equipment and training on how to use the cleaner/disinfectant properly.

After school hours, custodial staff will again clean/disinfect the school in its entirety.

If there is a suspected or positive COVID-19 case within a building, all areas the suspected or positive person occupied will be deep cleaned and sanitized by night custodians.

**Resources:**

- [MDH: COVID-19 Cleaning and Disinfecting Guidance for Schools and Child Care Programs](#)

**Ventilation Measures**

Ventilation is one component of maintaining healthy environments and is an important COVID-19 prevention strategy for schools. The ventilation system at RBEC has been adjusted to increase total airflow to occupied spaces and the air filtration is set to the highest point possible. Portable air filtration units have been added to Tower View classrooms.

**Resources:**

- [CDC: Ventilation in Schools and Childcare Programs](#)

## Health Screening and Monitoring

### Important Definitions from the Minnesota Department of Health:

- Self-monitoring means monitoring yourself carefully for any symptoms. Everyone should be doing this throughout the day.
- Close Contact means being within 6 feet of someone who has COVID-19 or COVID-19 like symptoms for more than 15 minutes at a time. However, the definition excludes students and staff who were within 6 feet of an infected person if masks were correctly worn by the infected person and the close contact and other mitigation strategies were followed.
- Self-quarantine means that you are not experiencing symptoms, but you were in close contact with someone who has tested positive for COVID-19 or is showing symptoms of COVID-19.
- Self-isolation means you are actively exhibiting symptoms consistent with COVID-19 and should be at home, preventing the spread of COVID-19 to others. If an individual tests positive for COVID-19, he or she must have an isolation period of 10 days from the onset of symptoms or the positive test.
- A fever is defined as 100.4° and higher.
- Lab diagnosed/confirmed case means that the individual had a lab confirmed positive test for COVID-19.

Regular screening for symptoms of COVID-19 and ongoing self-monitoring throughout the day is an effective prevention strategy to quickly identify signs of illness and help reduce exposure.

Students, staff and visitors must conduct their own symptom screening prior to coming to school/work, again when arriving at any GCED facility, and throughout the day. Similar to testing for COVID-19, screening is a snapshot in time of particular risks at that moment. **It is imperative that everyone monitor their health throughout the day for changes and respond accordingly.**

#### Symptoms of COVID-19 include:

**MORE common symptoms:** fever greater than or equal to 100.4° F, new cough or cough that gets worse, difficulty/hard time breathing, new loss of taste or smell

**LESS common symptoms:** sore throat, nausea, vomiting, diarrhea, chills, muscle pain, extreme fatigue/feeling very tired, new severe/very bad headache, new nasal congestion/stuffy or runny nose

#### Answer the following questions each morning before sending your child to school:

1. Did my child recently test positive for **COVID-19**?
2. Does my child have any of the **COVID-19** symptoms listed above?
3. Did my child have close contact (within 6 feet for more than 15 minutes) with someone who recently tested positive for **COVID-19**?

#### If you answered YES to any of the above:

- **Do not send your child to school**, report your child's absence, and contact your child's healthcare provider.
- **Report your child's symptoms or exposure to Sheri Johnson, the GCED School Nurse at [sjohnson@gced.k12.mn.us](mailto:sjohnson@gced.k12.mn.us) or by calling 651-388-4441 x1102.**

Symptoms may appear 2-14 days after being exposed to the COVID-19 virus. Not everyone with COVID-19 has all of these symptoms, and some people may not have any symptoms. Talk to your health care provider and seek medical care immediately with any of the following **emergency warning signs for COVID-19**:

- Trouble breathing
- Persistent pain or pressure in the chest
- New confusion
- Inability to wake or stay awake
- Bluish lips or face

**Resources:**

- [MDH Video: What You Should Do if You Feel Sick – for Students](#)

## Exclusion Guidance for COVID-19

GCED is responsible for addressing student, employee and visitor exclusions in collaboration with MDH and local public health. We are required to follow the Minnesota Department of Health [Recommended COVID-19 Decision Tree for People in Youth, Student, and Child Care Programs](#). This informs students or staff on their expected date of return to work/school following illness, a positive COVID-19 test, or a close contact exposure.

Students who become sick with COVID-19 symptoms during the school day will be isolated (under supervision) in the designated isolation room/space whenever possible until they can be sent home. However, if it is not feasible to maintain separate spaces, physical distancing should be implemented to the extent possible in the shared space. **It is important during this pandemic that you pick your child up as soon as possible when they are sick so we can limit the risks to other students and staff and reduce the spread of COVID-19. Please be sure we have up-to-date contact information so we can promptly reach you. Please follow exclusion recommendations provided to you and your family.**

Every situation is different and will present varying guidelines. As a general rule:

- People who have been in close contact with someone who tested positive for COVID-19 or COVID-19 symptoms should contact their healthcare provider and are recommended to self-quarantine for 10 to 14 days (depending on type of contact) from the last known date of exposure and monitor for symptoms. Testing for COVID-19 is also encouraged, at a minimum, if symptoms appear.
- Students who test positive for COVID-19 or have COVID-19 symptoms should contact their healthcare provider (if they haven't already) and should stay home for at least 10 days from the start of symptoms. Symptoms must be improving prior to returning AND

fever must be resolved for at least 24 hours without the aid of medication. Testing for COVID-19 is encouraged. Close contacts, including household members, should consult their health care provider and generally stay home for 10-14 days (depending on type of exposure) and monitor for symptoms.

- Staff are eligible to short isolate for 5 days if all the following is true:
  - It has been at least 5 days since the start of symptoms or tested positive.  
**and**
  - They are asymptomatic on day 5 or later.  
**and**
  - On Days 6-10 wear an N95 mask provided by the district.  
**and**
  - Wear their mask at all times around people at school.
  - N95 masks can be picked up from the GCED nurse.
- Documentation of a negative COVID-19 test or a letter certifying release from isolation is not required, but the person must follow the recommended exclusion guidance
- People who are fully vaccinated (14 or more days after their vaccination series) OR have tested positive for COVID-19 in the past 90 days and have close contact with someone who has COVID-19 do not need to quarantine if they do not have any symptoms and meet other conditions.

#### Resources:

- [CDC: What to Do If You Are Sick](#)
- [CDC: COVID-19: Quarantine vs. Isolation](#)
- [MDH: What to do if You Had Close Contact with a Person with COVID-19](#)
- [Frequently Asked Questions about COVID-19 Testing](#)

## Reporting COVID-19 Concerns and Contact Tracing

Minnesota Rule 4605.7070 requires any person in charge of any institution, school, childcare facility or camp to report cases of COVID-19 to MDH according to the [Reportable Disease Rule](#).

**GCED needs your help in controlling the spread of COVID-19 by identifying and reporting concerns early and following recommended exclusion guidance.**

### COVID-19 Reporting

- **Report your child's symptoms or exposure to Sheri Johnson, the GCED School Nurse at [sjohnson@gced.k12.mn.us](mailto:sjohnson@gced.k12.mn.us) or by calling 651-388-4441 x1102.**
- Information reported will be evaluated by the nurse to determine exclusion guidance in a manner consistent with applicable law and privacy policies, including the Health Insurance Portability and Accountability Act (HIPAA) and the Family Educational Rights and Privacy Act (FERPA)

## COVID-19 Contact Tracing

Contact tracing helps to slow the spread of COVID-19. Contact tracing means identifying and talking to people who are infected with COVID-19 and then identifying and talking to all the people they may have infected. If all of these people then stay home and away from others, they cannot spread the disease. It is important for them all to stay home, because even though some people with COVID-19 never feel sick, they still can give the disease to others.

Positive student, staff or visitor cases should be reported as soon as possible to **Sheri Johnson, the GCED School Nurse** at [sjohnson@gced.k12.mn.us](mailto:sjohnson@gced.k12.mn.us) or by calling **651-388-4441 x1102**. The school nurse will notify MDH of confirmed COVID-19 cases (as required by Minnesota Rules, Chapter 4605.7050) and follow MDH guidance.

**GCED Staff will follow up directly with people** when a positive test is reported for COVID-19 AND the individual has been in a GCED facility AND was determined to be in close contact (being within 6 feet of someone who has COVID-19 or COVID-19 like symptoms for more than 15 minutes at a time).

- **Our priority is to exclude people that test positive for COVID-19 or have COVID-19 symptoms as soon as possible and inform close contacts second.** Being identified as a close contact does not mean you have COVID-19. It means you may be at risk and should go home to quarantine for 10-14 days (depending on type of exposure) and monitor for symptoms. It takes time to gather this information. If masks were correctly worn by the infected person and the close contact and other mitigation strategies were followed, a person would not fall under the definition of close contact.
- **Staff identified as close contacts will be notified by the GCED nurse or administrator. Staff will not be required to quarantine even if they have a positive household member.**
- **Students will not be required to quarantine if they were a close contact to a case at school.**
- **Students in E-6 who have a positive case of COVID within their household will be required to quarantine for at least 7 days. They will be able to come back on day 7 if they test negative on day 5 or later of the quarantine. If they do not test, they will be required to quarantine for 14 days.**
- **Other important communication with recommendations and next steps based on responses will be provided as needed.**
- *New for the 2021-22 school year, students will not be considered a close contact if both the positive student and the student contact were wearing a well-fitting mask, per MDH guidelines.*

Health information is protected under the Health Insurance Portability and Accountability Act (HIPAA). We are unable to share who the person with COVID-19 or COVID-19 like symptoms is.

GCED follows guidance from MDH to inform staff, families and the public regarding positive COVID-19 cases. As a general rule, building-wide notifications will not occur unless there is a need to shut down a facility according to our COVID-19 Cleaning and Disinfection Procedure or upon the recommendation of MDH. Staff, families and the public will be notified of school closures and any restrictions in place to limit COVID-19 exposure. **GCED provides need to know information and recommendations from MDH to the following groups:**

- **Facilities Department** so that additional cleaning measures can be implemented as recommended (individual names are not shared)
- **Administrators** who oversee that site or program

**Resources:**

- [CDC: Guidance for COVID-19 Prevention in K-12 Schools: Contact Tracing in Combination with Isolation and Quarantine](#)
- [MDH Video: COVID-19 Contact Tracing: How it Works](#)

**Metrics and Procedures Used for Shifting Guidelines**

- 10% threshold of positive COVID-19 cases and symptoms in a facility requiring quarantine or isolation will be used as a guideline to move to consider changes to this plan.
- If a student has tested positive, they must isolate for 10 days. The GCED will follow the recommendations of the MDH [Recommended COVID-19 Decision Tree for People in Schools, Youth, and Childcare Programs](#). As stated above, masking exceptions due to disability and medical need will be considered on a case-by-case basis.
- The GCED COVID-19 Team will continue to meet to review data, latest guidance and respond to questions.

## 808 COVID-19 FACE COVERING POLICY

### I. PURPOSE

The purpose of this policy is to establish requirements for employees, students, and other persons (including visitors, guests, contractors, etc.) present on education district property at all times to wear face coverings ~~in classrooms, preschool, child care settings and other indoor areas, as well as outdoor areas where a physical distance of 6 feet cannot be maintained between persons, in order to minimize exposure to COVID-19~~ except under specified circumstances.

### II. GENERAL OF STATEMENT OF POLICY

~~A. The policy of the education district is to comply with Executive Order 21-01, Executive Order 20-103, Executive Order 20-81, Executive Order 20-82, and applicable face covering requirements from the Minnesota Department of Health and the Minnesota Department of Education.~~

~~B.A. Face coverings are meant to protect other people in case the wearer does not know they are infected~~ intended to minimize the risk of transmission of COVID-19.

~~B. Unless an exception described in Part IV below applies, all students, staff, and other people present indoors in education district buildings and district offices or riding on education district transportation vehicles are required to wear a face covering.~~

~~D.C. A violation of this policy occurs when any student, staff, or other person present in an education district building, in the education district office, or on an education district transportation vehicle fails to wear a face covering, unless an enumerated exception applies.~~

### III. DEFINITION OF FACE COVERING

A. A face covering must be worn to cover the nose and mouth completely, should not be overly tight or restrictive, and should feel comfortable to wear. Masks with a proper fit over your nose, mouth, and chin to prevent leaks. Masks should have multiple layers of tightly woven, breathable material, a nose wire. Materials should block light when held up to a bright light source. Masks should not have gaps around the sides of the face or nose. The following are included in the definition of face covering:

1. Paper or disposable mask;

2. Cloth face mask;

~~3. Scarf;~~

~~4. Neck gaiter;~~

~~5. Bandana;~~

~~6.3.~~ Religious face covering; and

~~7.4.~~ Medical-grade masks and respirators

- B. A face shield is a clear plastic barrier that covers the face and allows visibility of facial expressions and lip movements for speech perception. A face shield should extend below the chin anteriorly, to the ears laterally, and there should be no exposed gap between the forehead and the shield's headpiece.
- C. Masks that incorporate a valve designed to facilitate easy exhaling, mesh masks, or masks with openings, holes, visible gaps in the design or material, or vents are not sufficient face coverings because they allow exhaled droplets to be released into the air.

#### **IV. EXCEPTIONS AND ALTERNATIVES; TEMPORARY REMOVAL OF FACE COVERING**

- A. Face coverings should not be placed on anyone under age 2, anyone who has trouble breathing or is unconscious, anyone who is incapacitated or otherwise unable to remove the face covering without assistance, or anyone who cannot tolerate a face covering due to a developmental, medical, or behavioral health condition.
- B. A face shield may be used as an alternative to a face covering in the following situations:
  - 1. A student in grades kindergarten through eighth grade may wear a face shield when wearing a face covering is problematic.
  - 2. A teacher of any grade level may wear a face shield when wearing a face covering may impede the educational process.
  - 3. Staff, students, or visitors who cannot tolerate a face covering due to a developmental, medical, or behavioral health condition may wear a face shield instead of a face covering.
  - 4. Staff providing direct support student services may wear a face shield instead of a face covering when a face covering would impede the service being provided.

- C. Staff, students, and other people present in education district buildings or in district offices may temporarily remove their face covering or face shield in the following situations:
1. When engaging in classes, activities, or recess conducted outdoors, though people participating in these activities should maintain six feet of distance to the extent possible; (Note: If classes, activities or recess are conducted indoors, masks must be worn).
  2. During specific activities that the Minnesota State High School League has identified as exception to mask/face covering requirements.
  3. While receiving a service, including nursing, medical, or personal care services, that cannot be performed or is difficult to perform when the individual receiving the service is wearing a face covering;
  4. Pre-kindergarten students age 5 years and younger participating in programming in an education district building or district office;
  5. When the wearer needs to remove their face covering to eat or drink, though care should be taken to maintain as much space as possible between people while doing so;
  6. During indoor practices or performances involving singing, acting, public speaking, or playing musical instruments where a face covering cannot be used while playing the instrument, though people participating in these activities should maintain six feet of distance to the extent possible;
  7. When required by education district staff for the purposes of identification;
  8. Staff working alone in their offices, classrooms, vehicles, or job locations that have no person-to-person interaction;
  9. Staff working in communal spaces that have barriers such as Plexiglas or cubicle walls between employees that are above face level; or
  10. When communicating with a person who is deaf or hard of hearing or has a disability, medical condition, or mental health condition that makes communication with a face covering difficult, provided that social distancing is maintained to the extent possible.

## **V. IMPLEMENTATION**

- A. This policy will be conspicuously posted in each education district building and administrative office and communicated to students, staff, families, and potential visitors to the education district building.
- B. The education district will provide face coverings and/or face shields to employees and students. Employees and students may choose to wear their own face covering as long as it covers the nose and mouth. To the extent practicable, the education district will maintain an extra supply of face coverings for people who forget to bring their face covering.
- C. The education district will teach and reinforce the use of face coverings and/or face shields for students and staff throughout the education district day, including on transportation vehicles, inside education district buildings, and generally when on education district grounds.
- D. Individuals who cannot tolerate a face covering due to a medical condition or disability related condition may be permitted to utilize alternative options such as a face shield or other reasonable accommodation. The Executive Director or designee shall have discretion to determine whether an employee, parent, or community member qualifies for a reasonable accommodation and the accommodation to be provided. For a student with a medical condition or disability, the student's education team (i.e. IEP team, Section 504 team, health plan team) will determine whether the student qualifies for a reasonable accommodation and the accommodation to be provided. As a condition to granting a reasonable accommodation, the education district will require an individual to provide a physician's note from a licensed medical physician, medical doctor, physician's assistant, or licensed nurse practitioner. Requests for reasonable accommodations from the face covering requirement shall be assessed on a case-by-case basis in accordance with applicable federal and state law.
- E. All face coverings shall meet the requirements of applicable dress code policies and/or codes of conduct. To the extent the face covering requirements of this policy conflict with MSBA Model Policy 504 – Student Dress and Appearance, this Policy shall control.
- F. The education district will make available distance learning to its enrolled students who may be medically vulnerable or otherwise unwilling to return to in-person or hybrid learning.

## **VI. ENFORCEMENT; CONSEQUENCES FOR NON-COMPLIANCE**

- A. In order to promote the health and safety of employees, students and members of the community, and make available a safe environment that is conducive to learning, compliance with this policy is necessary.
- B. Employees who fail or refuse to comply with this policy may be subject to

discipline, as appropriate, up to and including the termination of employment.

- C. Students who fail or refuse to comply with this policy may be subject to discipline or removal from education district property. Students unwilling to participate in in-person or hybrid learning in compliance with this policy will be offered distance learning.
- D. The education district may, in its discretion, report violators of this policy to law enforcement. Any individual who willfully violates Emergency Executive Order 20-81, 20-82, 20-103 or 21-01 is guilty of a petty misdemeanor and upon conviction must be punished by a fine not to exceed \$100. (NOTE: This does not apply to: (1) children younger than 14 years old; or (2) students 14 years old and older who are enrolled in an education district identified in Paragraph 12 of Emergency Executive Order 20-81, and who are on the premises of the education district for educational purposes).

***Legal References:*** Emergency Executive Order 20-81  
Emergency Executive Order 20-82  
Emergency Executive Order 20-103  
Emergency Executive Order 21-01  
Minn. Stat. § 12.45 (Governor's Orders and Rules, Effect)  
Minn. Stat. § 12.45 (Violations; Penalties)

***Cross References:*** MSBA/MASA Model Policy 807 (Health and Safety Policy)  
MSBA/MASA Model Policy 504 (Student Dress and Appearance)

- XX. **New Business:**  
A. LED Lighting Replacement Study

**De Lage Landen Public Finance LLC**

1111 Old Eagle School Road  
Wayne, PA 19087  
tel 610-386-5000  
[www.dllgroup.com](http://www.dllgroup.com)

**Preliminary Proposal for Tax Exempt Lease Purchase Financing**

November 18, 2021

Goodhue County Education District - River Bluff Education Center  
Red Wing, MN 55066

De Lage Landen Financial Services, dba De Lage Landen Public Finance LLC (“Lender”) is pleased to submit the following proposal, for discussion purposes only, based on our present understanding of the financing requirements of the Borrower named below (“Borrower”) for the acquisition of the below described capital project (“Project”). Any changes to these terms, conditions and assumptions may alter the proposed financing.

**Basic Financing Structure**

- This is a finance/ownership contract.
- Title to the assets being financed will be in the name of the Borrower.
- Cancellation for convenience or vendor non-performance is not permitted.
- Payment invoicing and contract servicing will be in the name of **DLL Public Finance**.

**Transaction Overview**

BORROWER:	District 6051 (“Borrower”)
LENDER:	De Lage Landen Public Finance LLC (“Lender”)
VENDOR:	The Retrofit Companies Inc. (“Vendor”)
PROJECT:	LED Fixtures (“Project”)
FINANCING TYPE:	Tax-exempt Capital Lease-Purchase Agreement, subject to annual appropriation
PAYMENT FREQUENCY:	Quarterly in arrears (first payment due in 90 days)
AMOUNT FINANCED:	\$64,304.57
TERM:	5 years
INTEREST RATE:	3.45%*
PAYMENT FACTOR:	0.054651*
PAYMENT:	\$3,514.31*
CLOSING DATE:	To be determined

INTEREST RATE LOCK*:	The interest rate noted above is provided as an indication only and may need to be revised prior to closing. In the event that market interest rates increase prior to the date of closing (which causes an increase in the Lender's cost of funds), the interest rate shall be indexed as per the paragraph below.
INTEREST RATE INDEX*:	The final fixed interest rate will be determined ten (10) days prior to closing. The interest rate will be indexed to the Securities Industry and Financial Markets Association Swap/Ask Index ("SIFMA Swap Ask Yield").
ESCROW ACCOUNT:	<p>If necessary, the entire amount of the financing proceeds may be deposited on the funding date into an escrow account to be administered by an independent third party acceptable to Borrower and Lender (the "Escrow Agent") under the terms of an escrow agreement. All interest earning on the escrow fund are for the benefit of the Borrower. The fees and expenses of the Escrow Agent shall be the responsibility of the Lender.</p> <p><u>Escrow Yields:</u> The Escrow Agent administers the escrow account pursuant to the prevailing escrow agreement and relevant state law. Yields on these investments vary with market conditions. These investment arrangements are made between the Borrower and the Escrow Agent. Lender is not a party to and makes no recommendations regarding these investment decisions.</p>
FEES AND EXPENSES:	Lender does not charge any documentation or closing fees. Borrower is responsible for all of its own fees and expenses associated with the financing, including any and all fees and expenses incurred or required by advisors it retains.
TAX-EXEMPT STATUS:	This proposal is based on the Borrower's obligation in the finance agreement qualifying as a tax-exempt obligation as described in Section 103 of the Internal Revenue Code of 1986, as amended. Borrower shall be required to use the Project in a manner, and do those things required, so that the interest portions of the financing payments shall not become subject to Federal income taxation.
TITLE/SECURITY:	Title to the Project and all related improvements is to be held in the name of the Borrower, with Lender retaining a first priority, perfected security interest in the Project and related improvements.
NET FINANCING:	Maintenance, insurance and taxes on the Project will be the responsibility of the Borrower.
PROJECT COMPLETION:	Lender shall not be responsible for any project cost overruns or shortfalls.

## General Terms and Conditions

- This proposal is subject to credit approval.
- The interest rate indications provided herein are based upon the stated assumed transaction size. If the transaction size changes by more than 25%, DLL reserves the right to adjust the interest rates being offered.
- The interest rates, payment factors and payment amounts are subject to indexation as noted herein.
- Financing is subject to verification that all costs are eligible for inclusion in a tax exempt financing.
- If state sales tax is applicable to the sale of the Project to the Borrower, such tax is explicitly **NOT** the responsibility of Lender.
- Failure to consummate this transaction once credit approval is granted and the financing documents are drafted and delivered may result in a documentation fee being assessed to the Borrower.
- Either Lender or Borrower may terminate discussions at any time in its sole discretion.
- If made, an approval by Lender would be in a separate writing and would be subject to legal and business due diligence and credit review, with results satisfactory to Lender, in its sole discretion.
- Borrower acknowledges that the terms of the financing (if approved) may change before the parties execute final documentation.
- No financing terms will be binding on either party until definitive documentation is signed.
- This Letter is not a statement of all terms and conditions of the financing, which terms and conditions would be contained fully in final documentation and would supercede the terms of this Letter.
- This Letter is for the use of the Borrower only. No other party may derive any rights here from.
- This Letter is valid for 90 days from the date hereof and thereafter shall be deemed to be null and void.

***Notwithstanding anything to the contrary, including, without limit, acceptance by Borrower, this Letter is an indication of interest regarding a possible arm's length financing transaction on the general terms and conditions outlined herein and should not be construed as a commitment to finance. The proposal contained herein consists solely of the terms under which Lender may be willing to enter into a transaction with Borrower for Lender's own account. Lender expresses no opinion and makes no representation with regard to what leasing or financing alternative is best suited for Borrower. Lender is not providing advice or recommendations with respect to the proposed transaction and has no fiduciary duty to Borrower. Borrower is encouraged to retain its own advisor.***

We sincerely appreciate the opportunity to present this information.

Sincerely,

De Lage Landen Financial Services

RC12312021

## Goodhue County Education District - River Bluff Education Center

### LED Lighting Fixture Upgrade

#### Customized Energy-Efficient Lighting Solution Summary

TRC will supply materials and the installation for conversion of your existing lighting systems. All equipment meets necessary requirements to qualify for the lighting rebates. Disposal costs are included in proposal price.

### ENERGY SAVINGS

<b>Current Annual lighting cost</b>	<b>\$11,957.00</b>
<b>Current KW</b>	<b>45.426</b>
<b>Current KWH</b>	<b>109,199</b>
<b>Proposed Annual lighting cost</b>	<b>\$7,915.00</b>
<b>Proposed KW</b>	<b>29.756</b>
<b>Proposed KWH</b>	<b>72,284</b>
<b>KW Saved</b>	<b>15.670</b>
<b>KWH Saved</b>	<b>36,915</b>
<b>Annual Energy Cost Savings</b>	<b>\$4,042.20</b>
• <b>MONTHLY</b>	<b>\$336.85</b>
• <b>DAILY</b> (cost per business day of not doing retrofit)	<b>\$16.84</b>

<b>Total Project Investment</b>	<b>\$73,500.00</b>
<b>Estimated Utility Rebate</b>	<b>\$9,195.43</b>
<b>Total Net Project Investment</b>	<b>\$64,304.57</b>
<b>Project Simple Payback</b> (based on energy-excluding Maintenance savings) <b>in years</b>	<b>15.91</b>
<b>Return on Investment Excluding Maintenance Savings</b>	<b>6.29%</b>

### ENVIRONMENTAL IMPACT\* (ANNUALLY)

Total greenhouse gas reduction (Metric Tons of CO2)	<b>27.5</b>
Passenger cars not driven for one year	<b>5.8</b>
Gallons of gasoline	<b>3,090.4</b>
Acres of forest preserved from deforestation	<b>25.91</b>
Tons of waste recycled instead of landfilled	<b>35.21</b>

\*SOURCE: <https://www.epa.gov/energy/greenhouse-gas-equivalencies-calculator>



2021 Licensed Staff Seniority List

NAME	DATE EMPLOYED	QUALIFIED SUBJECT/FIELD
Womeldorff, Jill	8/25/1992	Communication Disorders; Audiology
Angell, Michele	12/6/1996	School Social Worker
Rodgers, Matthew	8/30/1999	School Social Worker
Bodenhamer, Susan	8/15/2002	Early Childhood Special Education; Elementary Education; Pre-Kindergarten
Wiley, Abby	6/16/2003	Developmental Disabilities; Teacher-Coordinator Work Based Learning
Dahling, Sara	7/1/2004	Public School Nurse
Blakeslee, Janae	6/6/2005	School Social Worker
Grobe, Emily	6/8/2005	Emotional Behavioral Disorders; Learning Disabilities
Carlson, Melissa	8/28/2006	Early Childhood Special Education; Elementary Education; Pre-Kindergarten
Archambault, Teasha	6/19/2006	Physical Therapist
Hermann, Anna	7/24/2006	English as a Second Language
Kirk, Kristin	6/9/2009	School Psychologist
Paulson, Molly	6/8/2011	School Psychologist
Burvee, Laura	6/30/2011	School Social Worker
Tlougan, Jessica	4/6/2012	Learning Disabilities; Blind or Visually Impaired
Johnson, Weston	4/30/2012	Reading; Learning Disabilities
Zorn, Alicia	6/21/2012	B-Age 3 Early Childhood Special Education; B-Grade 3 Early Childhood Education
Anderson, Stacey	6/13/2013	Developmental Disabilities; Teacher-Coordinator Work Based Learning
Dodge-Brage, Molly	8/21/2013	School Social Worker
Nerison, Jennifer	8/26/2013	Emotional Behavioral Disorders; Learning Disabilities
Molde-Boeding, Jayne	5/26/2014	Physical Therapist
Bartelma, Abby	5/28/2014	School Psychologist
Walther, Adam	5/11/2015	Mathematics
Norton, Becky	6/2/2015	Science 5-8; Life Science 9-12
Meyer, Nicole	6/2/2015	Early Childhood Special Education
Hanlin, Alison	6/29/2015	Occupational Therapist
Woodard, Lindsay	7/13/2015	Speech Language Pathologist; Director of Special Education; Principal K-12
Braford, Julie	8/21/2015	Academic and Behavioral Strategist
Testen, Mary	12/17/2015	Occupational Therapist
McLaren, Arlie	3/24/2016	Occupational Therapist
Liljevall, Brittany	5/2/2016	School Psychologist
Booth, Lynn	5/5/2016	Speech Language Pathologist
Sperger, Sarah	5/23/2016	B-Age 6 Early Childhood Special Education; B-Grade 3 Early Childhood Education
Zyskowski, Karly	6/9/2016	Speech Language Pathologist
McElmury, Michelle	6/20/2016	7-12 English; Language Arts
O'Donnell, Casey	7/30/2016	K-12 English As A Second Language
Zeissler, Heather	8/1/2016	K-12 English As A Second Language
Cordes, Erica	8/5/2016	1-6 Elementary Education; B-12 Autism Spectrum Disorders
Kroneman, Peter	8/9/2016	7-12 Social Studies -ALL-
Petersen, Tira	8/24/2016	Academic and Behavioral Strategist
Boraas, Tiffany	8/29/2016	Public School Nurse
Wiggin, Jodi	11/11/2016	B-12 Oral/Aural Deaf Education
Roben, Samantha	5/1/2017	K-12 Emotional Behavior Disorders; K-12 Learning Disabilities
Weisenbeck, Stephanie	5/14/2017	Speech Language Pathologist

2021 Licensed Staff Seniority List

Dunn, Katie	6/1/2017	Technology
Nelson, Danny	6/16/2017	7-12 Social Studies, Middle School Social Studies
Field, Carey	7/29/2017	School Psychologist
Holt, Makenna	8/21/2017	School Psychologist
Carlson, Megan	4/3/2018	Speech Language Pathologist
Rome, Candis	4/30/2018	School Psychologist
Nolan, Rebecca	5/17/2018	Speech Language Pathologist
King, Brandon	6/4/2018	Pre K-12 Physical Education; 5-12 Health Education; Pre K-12 Developmental Adapted Physical Ed.
McNallie, Laurie	6/4/2018	K-12 Reading; 5-12 Family and Consumer Sciences
Nelson, Ashley	6/12/2018	School Social Worker
Tulip, Kaycee	6/25/2018	School Social Worker
Schiltz, Stephanie	8/12/2018	K-6 Elementary Education; 5-8 Communication Arts/Literature
Lodermeier, Kamie	8/2/2019	School Social Worker
Stark, Cathy	6/5/2020	K-6 Elementary Education; 5-8 Communication Arts/Literature
<b>PROBATIONARY</b>		
Bowe, Katee	2/15/2020	Occupational Therapist
Buckingham, Gwen	06/29/21	Pre K-12 School Nurse
Coulson, Tess	8/16/2019	School Psychologist
Cromer, Samantha	7/16/2019	B-Age 6 Early Childhood Special Education; B-Grade 3 Early Childhood Education
Diggins, Elizabeth	7/23/2019	1-6 Elementary Education
Ebert, Alexis	04/04/21	School Psychologist
Gadient, Katherine	08/10/21	K-6 Elementary Education; B-Grade 3 Early Childhood Education
Gnotke, Nicole	7/2/2015	Emotional Behavior Disorder
Grammond, Lauren	05/11/21	School Social Worker
Hauschildt, Stacey	09/16/21	Emotional Behavior Disorders; Pre K to Adult Short Call Substitute
Houck, Brenda	06/08/21	K-6 Elementary Education
Jacobson, Diane	6/9/2020	English As A Second Language
King, Andrea	8/5/2019	School Social Worker
Lundberg Bogner, Michelle	04/11/21	School Psychologist
Lemmon, Kelsey	04/19/19	School Psychologist
Marrs, Daniel	08/31/21	K-12 Instrumental; Classroom Music
Ocel, Madeline	07/02/21	Speech Language Pathologist
Olson, Margaret	06/30/21	Speech Language Pathologist
Pelletier, Cori	03/31/21	Speech Language Pathologist
Putt, Paul	08/20/21	K-6 Elementary Education; 5-8 Social Studies
Raasch, Heidi	10/27/21	K-12 School Counselor
Rausch, Katie	06/28/21	K-12 Visual Arts
Roath, Catherine	08/24/21	5-12 Social Studies
Rude, Sally	8/30/2020	Pre K-12 School Nurse
Runquist, Elizabeth	08/24/21	1-6 Elementary Education
Senechalle, Megan	5/5/2020	Speech Language Pathologist
Sharp, Jennifer	09/09/21	K-6 Elementary Education; 5-8 Mathematics
Siepelmeier, Shannon	4/9/2019	Speech Language Pathologist
Strand, Marley	12/08/21	Family Support Specialist

2021 Licensed Staff Seniority List

Thompson, Sara	09/10/21	K-6 Elementary Education; 5-8 Communication Arts/Literature
Waters, Ashlyn	08/06/21	B-3 Early Childhood Education; Pre K to Adult Short Call Substitute
Weess, Nathan	09/03/21	K-6 Elementary Education; 5-8 Mathematics
Werner, Ashlyn	09/30/21	Speech Language Pathologist
Yusten, Nikki	2/16/2020	Occupational Therapist
<b>*Does not include 21-22 school year</b>		



Paraprofessional Seniority List

NAME	DATE EMPLOYED	POSITION	2021 End Date	Years Worked
Kraft, Annette	11/13/2000	Paraprofessional-KW	6/30/2021	20 years, 7 months, 17 days
Morgan, Nicole	11/18/2013	Paraprofessional-ZM	6/30/2021	7 years, 7 months, 12 days
Hall, Jamie	8/3/2015	Paraprofessional	6/30/2021	5 years, 10 months, 27 days
Walz, Julie	1/21/2016	Paraprofessional	6/30/2021	5 years, 5 months, 9 days
Harty, Anne	8/15/2016	Paraprofessional	6/30/2021	4 years, 10 months, 15 days
McDonnell, Melody	9/19/2016	Paraprofessional	6/30/2021	4 years, 9 months, 11 days
Avery, Todd	11/10/2016	Paraprofessional	6/30/2021	4 years, 7 months, 20 days
Banitt, Brittnee	1/13/2017	Paraprofessional-ZM	6/30/2021	4 years, 5 months, 17 days
McDonnell, Amanda	10/1/2017	Paraprofessional	6/30/2021	3 years, 8 months, 29 days
Visconti, Patti	11/26/2018	Paraprofessional	6/30/2021	2 years, 7 months, 4 days
Peterson, Isaac	8/1/2019	Paraprofessional	6/30/2021	1 years, 10 months, 29 days
Schenech, Megan	3/23/2020	Paraprofessional	6/30/2021	1 years, 3 months, 7 days
Acosta, Kailee	8/1/2020	Paraprofessional	6/30/2021	0 years, 10 months, 29 days
<b>Probationary</b>				
Petersen, Elizabeth	08/31/2021	Paraprofessional	6/30/2021	#NUM!
Klapperich, Emily	08/30/2021	Paraprofessional-ZM	6/30/2021	#NUM!
Nygaard, Sarah	9/15/2021	Paraprofessional-ZM	6/30/2021	#NUM!
<b>*DOES NOT INCLUDE 21-22 SCHOOL YEAR</b>				

- XXI. **Other:**
- XXII. **Comments: Board/Director**
- XXIII. **Next Meeting Date: Thursday, February 24, 2022 at 7:00 PM at the River Bluff Education Center in Red Wing.**
- XXIV. **Adjournment**