

**GOODHUE COUNTY EDUCATION DISTRICT BOARD AGENDA**

**Wednesday, March 18, 2020 at 5:00 PM**  
**River Bluff Education Center, Red Wing**  
**395 Guernsey Ln**  
**Red Wing, MN 55066**

**AGENDA**

- I. **Call to Order/Adoption of Agenda:** Action
- II. **Consent Agenda:** Action
  - A. Approval of Claims: Arlen Diercks (Please come 15 minutes early)
  - B. Approval of February 27, 2020 Minutes
  - C. Staff Updates:
    - 1. **Resignations:** *Pamela Hellsten, EBD Teacher - RBEC; Becky Gerdes, Inst. Coach - CF*
    - 2. **New Hire:**
    - 3. **Transfers:**
    - 4. **Re-assignment:**
- III. **Public Input:**
- IV. **Reports and Communication:**
  - A. Business Manager Report

**Monthly Bank Reconciliation**  
**February 29, 2020**

---

Bank Statement Date: 2/29/2020

MSDLAF	\$3,436.45
MSDMAX	\$349,997.08
MERCHANTS BANK - GENERAL	\$199,994.33
MERCHANTS BANK - PAYROLL	\$28,982.50
MERCHANTS BANK - SWEEP	\$246,809.15
U.S. BANK	\$0.00

Ending Balance from Bank Statement \$829,219.51

Add Deposits in Transit:

Deposit Date	Amount	Deposit Date	Amount
MSDLAF	\$0.00	TRANSFER TO SWP	\$0.00
MERCHANTS	\$0.00		\$0.00
	\$0.00		\$0.00

**Total Deposits in Transit** **\$0.00**

**Subtotal** **\$829,219.51**

Subtract Outstanding Checks:

Account	Amount	Account	Amount
BANK OF ZUMBROTA	\$0.00	TRANSFER FRM SWEEP	\$25,564.43
U.S. BANK AP CHECKS	\$0.00		
MERCHANTS - PR	\$0.00		
MERCHANTS - AP	\$39,788.80		
	\$0.00		

**Total Outstanding Checks** **\$65,353.23**

**Computed Book Balance** **\$763,866.28**

Balance per Your Books 763,866.28

**Difference** **\$0.00**

---



## **Business Manager Report 3-18-20**

### **Budget 2019-20 as of 2/29/20**

We have received \$6,483,384 or 50.69% of the adopted revenue budget, compared to 54.35% at 2/28/19. In 2018-19 we had received all \$307,000 from Fernbrook by the end of February, which is skewing the prior year to date numbers. We have expended \$6,577,748 or 50.04% of the adopted expense budget, compared to 51.37% at 2/28/19.

### **Cash Flow**

Cash Flow has improved and is looking good for the school year.

### **Feb Bank Rec**

For your information



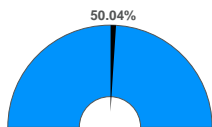
# General Fund | Expenditure Dashboard Summary

For the Period Ending February 28, 2020

Projected Year-End Balances as % of Budgeted Expenditures

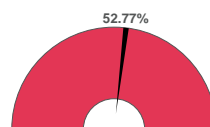


Actual YTD Expenditures



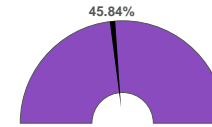
Projected YTD Expenditures  
52.28%

Actual YTD Salaries / Benefits



Projected YTD Salaries / Benefits  
55.37%

Actual YTD Other Objects

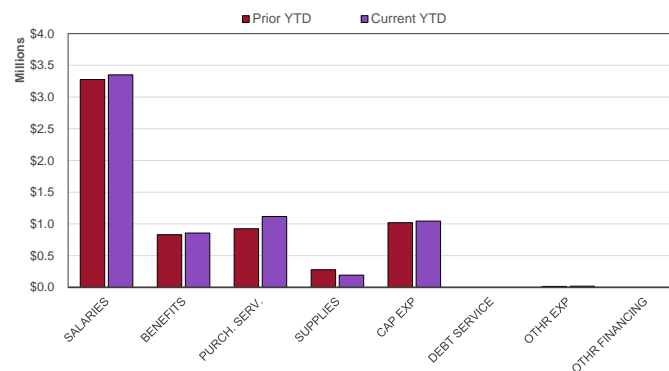


Projected YTD Other Objects  
47.52%

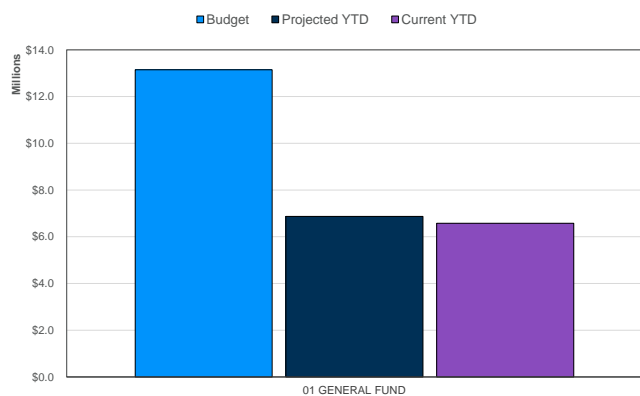
Top 10 General Fund Expenditures by Program (Year-to-Date)

Teachers Salary	\$1,025,933.32
Interest On Capital Lease	\$598,782.50
Exec Mgr Prof Salary	\$479,643.57
Principal On Capital Lease	\$394,197.32
School Psych Salary	\$322,318.93
Pymt To Other Agency	\$294,995.65
Social Worker Salary	\$268,103.16
Nonlicensed Fica	\$244,591.98
Group Hospital Ins	\$229,995.48
Speech Pathologist - Salary	\$220,410.82
Percent of Total Expenditures Year-to-Date	62.01%

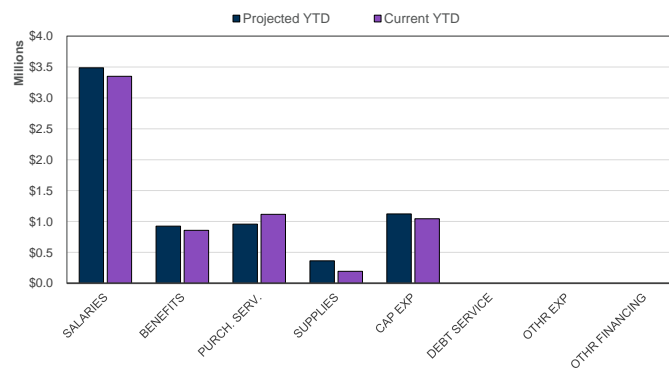
Expenditures by Object | Prior YTD vs. Current YTD



Expenditures by Fund | Budget / Projected YTD / Current YTD



Expenditures by Object | Projected YTD vs. Current YTD

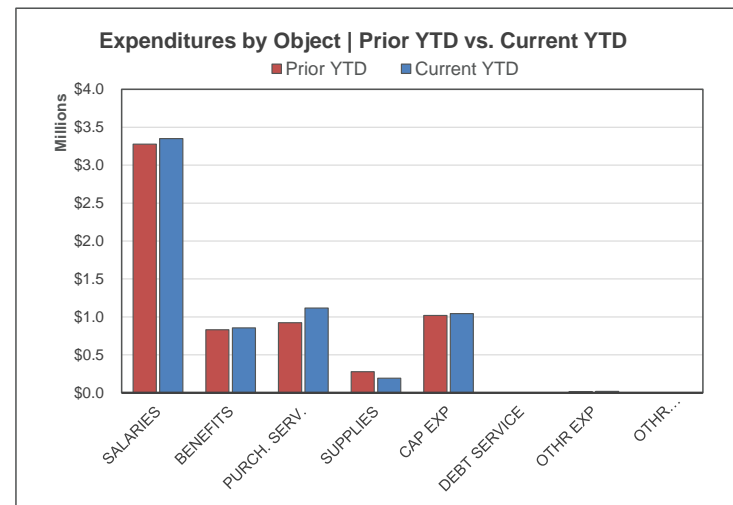
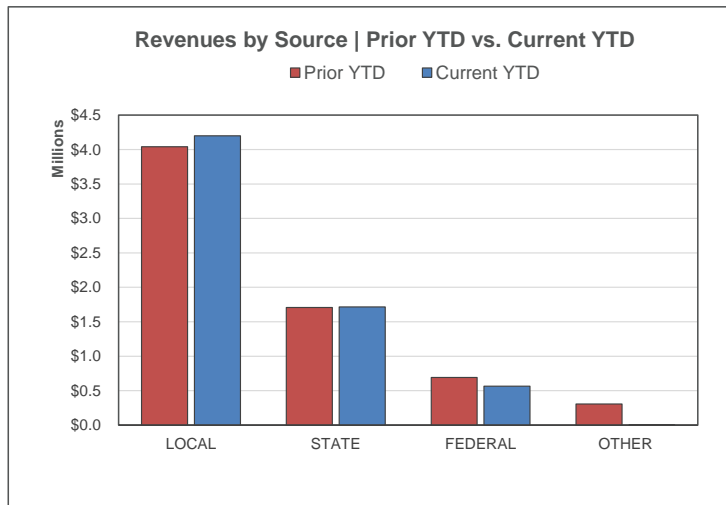




# General Fund | Financial Summary

For the Period Ending February 28, 2020

	YTD % of PY Actual			YTD % of Budget		
	Prior YTD	Prior Year Actual	YTD % of PY Actual	Current YTD	Annual Budget	YTD % of Budget
<b>REVENUES</b>						
Local	\$4,041,151	\$7,127,507	56.70%	\$4,199,013	\$7,415,940	56.62%
State	\$1,708,654	\$3,213,240	53.18%	\$1,714,293	\$3,505,921	48.90%
Federal	\$691,780	\$1,770,360	39.08%	\$566,584	\$1,869,469	30.31%
Other	\$307,386	\$307,386	100.00%	\$3,495	\$100	3494.58%
<b>TOTAL REVENUE</b>	<b>\$6,748,970</b>	<b>\$12,418,492</b>	<b>54.35%</b>	<b>\$6,483,384</b>	<b>\$12,791,430</b>	<b>50.69%</b>
<b>EXPENDITURES</b>						
Salaries	\$3,276,202	\$5,919,959	55.34%	\$3,349,376	\$6,316,068	53.03%
Benefits	\$830,037	\$1,495,180	55.51%	\$856,480	\$1,654,025	51.78%
Purchased Services	\$924,341	\$3,444,894	26.83%	\$1,115,966	\$3,491,930	31.96%
Supplies And Materials	\$278,114	\$377,522	73.67%	\$192,534	\$476,252	40.43%
Capital Expenditures	\$1,019,582	\$1,057,823	96.38%	\$1,044,829	\$1,189,195	87.86%
Debt Service	\$0	\$0		\$0	\$0	
Other Expenditures	\$15,217	\$53,630	28.37%	\$18,562	\$16,876	109.99%
Other Financing Uses	\$0	\$0		\$0	\$0	
<b>TOTAL EXPENDITURES</b>	<b>\$6,343,493</b>	<b>\$12,349,007</b>	<b>51.37%</b>	<b>\$6,577,748</b>	<b>\$13,144,346</b>	<b>50.04%</b>
<b>SURPLUS / (DEFICIT)</b>	<b>\$405,477</b>	<b>\$69,485</b>		<b>(\$94,364)</b>	<b>(\$352,916)</b>	
<b>ENDING FUND BALANCE</b>	<b>\$1,701,742</b>			<b>\$1,271,386</b>		

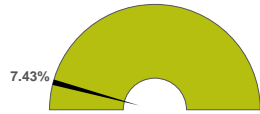




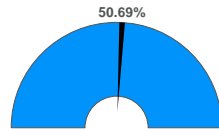
# General Fund | Revenue Dashboard Summary

For the Period Ending February 28, 2020

**Projected Year-End Balances as % of Budgeted Revenue**

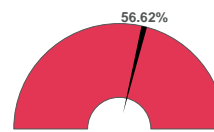


**Actual YTD Revenues**



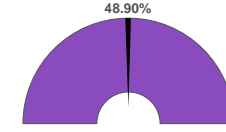
*Projected YTD Revenues*  
53.47%

**Actual YTD by Local Sources**



*Projected YTD Local Sources*  
55.44%

**Actual YTD by State Sources**

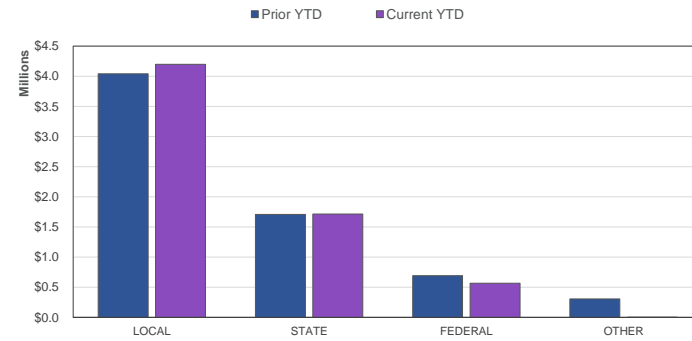


*Projected YTD State Sources*  
54.56%

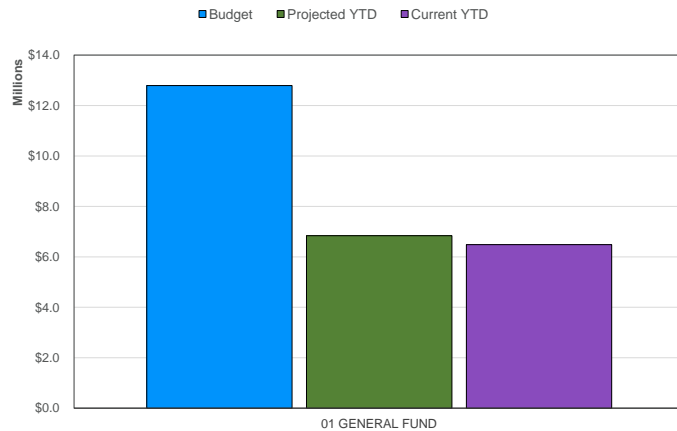
**Top 10 General Fund Sources of Revenue (Year-to-Date)**

Receipts/Mn Sch Dist	\$3,644,415.36
Tran-Contract/Pub	\$1,616,458.62
Federal Aids & Grant	\$566,583.72
Misc Revenue	\$543,517.90
General Education Aid	\$97,244.74
Earnings Fr Temp Dep	\$9,099.03
Misc Rev Thru Mde	\$6,279.12
Sale Of Materials	\$2,021.56
Donations	\$1,630.98
Resale	\$954.00
<b>Percent of Total Revenues Year-to-Date</b>	<b>100.07%</b>

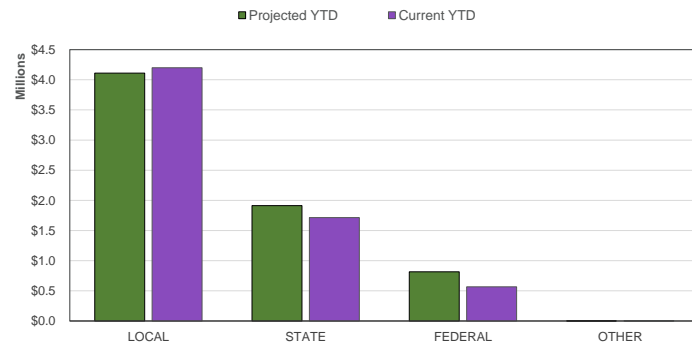
**Revenue by Source | Prior YTD vs. Current YTD**



**Total Revenue | Budget / Projected YTD / Current YTD**



**Revenue by Source | Projected YTD vs. Current YTD**



**V. Old Business:**

A. Teacher Master Agreement Settlement Update

**VI. New Business:**

A. Staff Terminations and Non-renewals

B. Update of Response to Covid-19 (i)

C. Habitat Trip (d)

**VII. Other:**

**VIII. Comments: Board/Director**

**IX. Next Meeting Date: Wednesday, April 22nd at 7:00 PM at the River Bluff Education Center in Red Wing.**

**X. Adjournment**

XI. Board Meeting Minute Dissemination