

School Board Study (Work) Session

School Board Study (Work) Session will begin 10 minutes after adjournment of the Business Meeting.

1. Introductions
2. Land Acknowledgement and Tribal Flags Consideration (15 minutes)
Dr. Greta Evans-Becker, School Board Chair
3. Vision Team 2030 - Catch Up (10 minutes)
Dr. Teri Staloch, Superintendent
4. District 281 10-Year Long Term Facilities Maintenance (LTFM) Plan (45 minutes) 2
Kristen Hoheisel, Chief Financial Officer
Maureen Mullen, Director of Facilities and Operations
5. Outstanding Budget Questions (30 minutes)
Dr. Teri Staloch, Superintendent
Kristen Hoheisel, Chief Financial Officer
6. 2025-26 District Strategic Priorities (15 minutes) 18
Dr. Teri Staloch, Superintendent
7. School Board Parking Lot (5 minutes)
Dr. Greta Evans-Becker, School Board Chair
8. School Board Professional Development (10 minutes)
Dr. Greta Evans-Becker, School Board Chair
9. Superintendent Evaluation Discussion
Added per requested amendment from Director Bassett



Facility Conditions Assessment and LTFM Update

June 3, 2025

Facility Condition Assessment

- Exhaustive effort by subject matter experts (mechanical, electrical, and civil engineers, architects, food service, pool, theater, roofing, and building envelope specialists)
- 45 consultants from 14 companies invested 3,352 man hours
- 2,400,000 square feet evaluated plus building sites/grounds
- Assessments done of condition, remaining life expectancy, deferred maintenance needs and performance
- Site needs rated:
 - Priority 1 (1-2 years), Priority 2 (3-5 years), Priority 3 (6-10 years)

Systems Evaluated

- Physical Hazards (playground resurfacing, bleacher repair, etc.)
- Asbestos
- Fire & Life Safety
- Indoor Air Quality
- Accessibility
- Building Envelope
- Building Hardware & Equipment (doors, door hardware, lockers, bleachers, elevators, etc.)
- Electrical Systems
- Interior Surfaces (flooring, ceilings, casework, paint, etc.)
- Mechanical Systems
- Plumbing
- Roofs
- Site Projects
- Pools
- Theater Equipment



ROBBINSDALE
Area Schools

Examples of Deficient Items



5





ROBBINSDALE
Area Schools

Examples of Deficient Items





ROBBINSDALE
Area Schools

Examples of Deficient Items





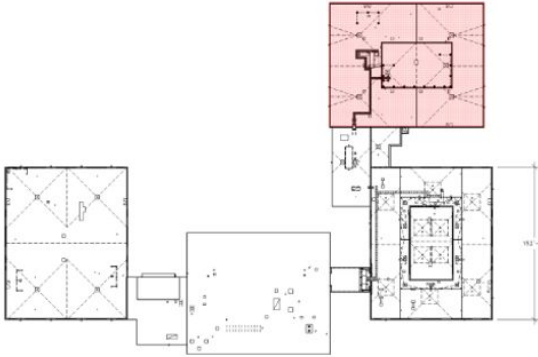
ROBBINSDALE
Area Schools


Examples of Documentation of Needs



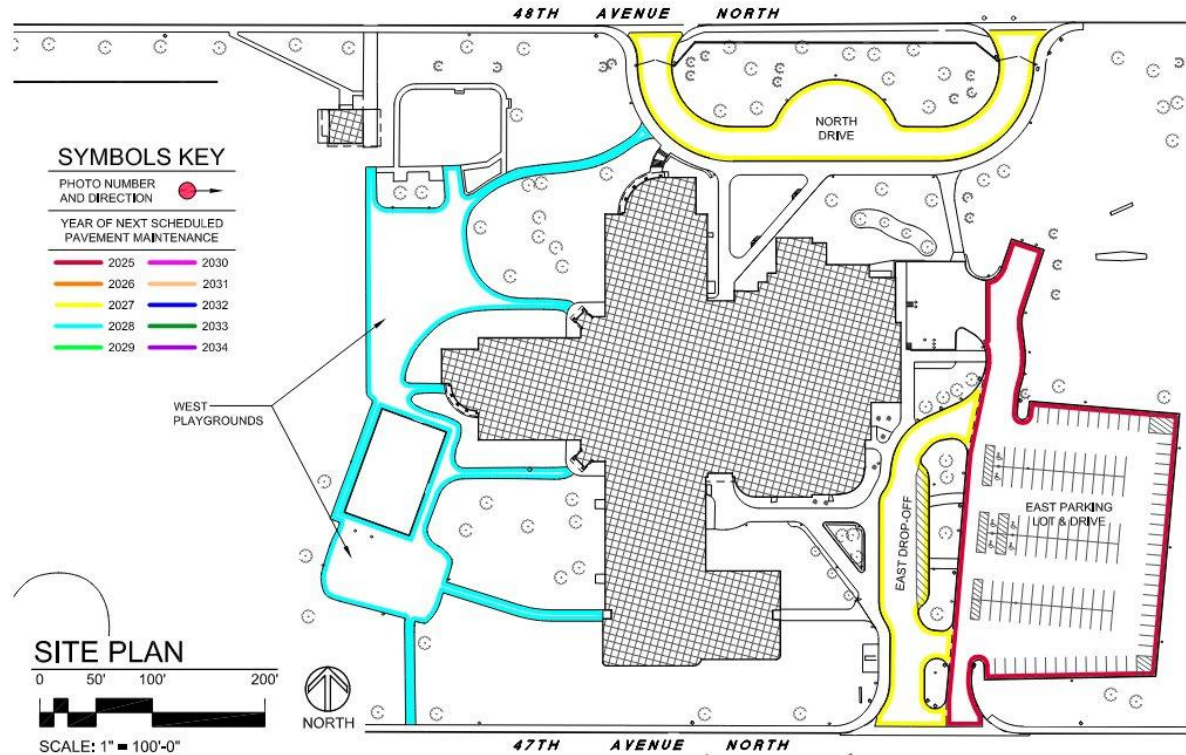
Examples of Documentation of Needs

Robbinsdale Spanish Immersion	
Project #25-14117-01	
1998 Roof Construction – Areas 1 & 2	
Date of Review:	March 19, 2025
Year Installed:	1998
Area Sq. Ft.:	19,087
Membrane Manufacturer:	Unknown
Contractor:	Unknown
Roof System:	Gravel Surface BUR
Secondary Drainage	None
Estimated Replacement	





Examples of Documentation of Needs





ROBBINSDALE
Area Schools

Spreadsheet Tool

Category	Finance Code	ID Number	Facility Improvement Measure (FIM) Description, Location, Age, etc.	Project Priority (yrs)	FY26 Project Estimate
Mechanical Systems	380	NPE-MS-1	Building Controls Upgrade	1-2	\$ 49,400
Mechanical Systems	380	NPE-MS-2	Add Glycol Feed Station to Heating Water Plant	1-2	\$ 17,225
Mechanical Systems	380	NPE-MS-3	Replace 2011 R-134A Air-Cooled Chiller (Qty 1)	6-10	\$ 544,700
Mechanical Systems	380	NPE-MS-4	Replace 2012 R-410A ACCU-5 and Associated DX Cooling Coil Section (Qty 1)	6-10	\$ 66,950
Mechanical Systems	380	NPE-MS-5	Replace 2012 R-410A Split System Units CU-1 and CU-2	6-10	\$ 54,600
Mechanical Systems	380	NPE-MS-6	Replace Exhaust Fans (Qty 10)	3-5	\$ 138,450
Plumbing	381	NPE-MS-6	Replace 2012 Water Heater (Qty 1)	3-5	\$ 55,250
Plumbing	381	NPE-MS-6	Replace Obsolete Sensors on Existing Plumbing Fixtures (Qty 9 Urinals, Qty 21 Water Closets)	1-2	\$ 68,250
Mechanical Systems	380	NPE-MS-7	HVAC Retro Commissioning	3-5	\$ 77,401
Electrical Systems	370	NPE-ES-1	Provide GFCI protection as required by Code & Add Receptacles in Hallways	1-2	\$ 12,740
Building Hardware & Equipment	369	NPE-ES-2	Consider separate paging system from fire alarm	1-2	\$ 140,400
Building Hardware & Equipment	369	NPE-ES-3	Upgrade Clock sync controller	1-2	\$ 7,800
Building Envelope	368	NPE-BE-1	Joint Sealant Replacement - Entire Building (expansion joints, window/door/louwer perimeters)	1-2	\$ 110,663
Building Envelope	368	NPE-BE-2	Spot Tuck Pointing - Entire Building	1-2	\$ 7,800
Building Envelope	368	NPE-BE-3	Damaged Brick Replacement - Entire Building	1-2	\$ 10,400
Building Envelope	368	NPE-BE-4	Repaint Soffits and Hollow Metal Doors/Frames (prepare, prime and paint)	1-2	\$ 29,640
Building Envelope	368	NPE-BE-5	Replace Damaged Sheet Metal Trim	1-2	\$ 780
Building Envelope	368	NPE-BE-6	Replace Deteriorated Door Weatherstripping	1-2	\$ 1,950

Assessment Results

Deferred Maintenance Category	Total Cost			
	Urgent Need (1 - 2 Years)	High Need (3 - 5 Years)	Intermediate Need (6 - 10 Years)	Total
Fire & Life Safety	\$ 1,358,735	\$ 834,210	\$ -	\$ 2,192,945
Accessibility	\$ 492,960	\$ 301,990	\$ -	\$ 794,950
Building Envelope	\$ 2,880,625	\$ 4,779,612	\$ 1,349,525	\$ 9,009,761
Building Hardware and Equip.	\$ 6,097,561	\$ 4,280,073	\$ 4,727,400	\$ 15,105,034
Electrical	\$ 13,723,227	\$ 2,072,033	\$ 4,783,253	\$ 20,578,512
Interior Surfaces, Casework, etc.	\$ 9,210,507	\$ 15,709,017	\$ 22,938,445	\$ 47,857,969
Mechanical & Fire	\$ 16,643,816	\$ 25,523,809	\$ 14,692,904	\$ 56,860,529
Plumbing	\$ 3,680,775	\$ 8,042,128	\$ 433,485	\$ 12,156,389
Roofing	\$ 11,371,768	\$ 14,153,314	\$ 4,694,150	\$ 30,219,232
Site Improvements	\$ 6,780,325	\$ 5,084,684	\$ 5,130,840	\$ 16,995,849
Totals	\$ 72,240,299	\$ 80,780,869	\$ 58,750,001	\$ 211,771,169

Assessment Results

Building	Total Cost			
	Urgent Need (1 - 2 Years)	High Need (3 - 5 Years)	Intermediate Need (6 - 10 Years)	Total Needs
FAIR School Pilgrim Lane	\$373,295	\$461,289	\$372,604	\$1,207,188
SEA Olson	\$394,186	\$214,805	\$713,619	\$1,322,609
Northport Elementary School	\$798,168	\$1,002,118	\$1,384,175	\$3,184,460
New Hope Learning Center	\$1,191,580	\$369,734	\$1,682,441	\$3,243,754
Lakeview Elementary School	\$919,370	\$563,927	\$1,572,392	\$3,055,689
Armstrong High School	\$5,600,435	\$6,826,899	\$11,352,700	\$23,780,034
Plymouth Middle School	\$2,673,090	\$4,143,690	\$4,879,339	\$11,696,119
Cooper High School	\$9,903,387	\$10,575,575	\$8,292,661	\$28,771,623
FAIR School Crystal	\$4,693,581	\$2,333,364	\$2,156,914	\$9,183,859
Noble Elementary School	\$1,228,188	\$3,960,001	\$408,836	\$5,597,025
Sandburg Middle School	\$7,323,131	\$6,742,168	\$3,412,433	\$17,477,731
Zachary Lane Elementary School	\$1,085,321	\$4,552,189	\$1,055,527	\$6,693,037
Forest Elementary School	\$1,248,147	\$5,219,672	\$1,775,258	\$8,243,077
Robbinsdale Middle School	\$8,349,640	\$15,837,830	\$3,952,521	\$28,139,991
Meadow Lake Elementary School	\$1,241,064	\$1,756,579	\$6,667,572	\$9,665,214
Robbinsdale Spanish Immersion	\$8,643,322	\$1,756,262	\$1,203,783	\$11,603,367
Transportation/Bus Garage	\$4,608,320	\$1,658,386	\$1,683,221	\$7,949,926
Neill Elementary School	\$1,377,167	\$7,807,899	\$2,789,585	\$11,974,650
Sonnesyn Elementary School	\$5,825,314	\$3,864,546	\$3,083,436	\$12,773,297
Educational Services Center	\$8,824,566	\$1,807,673	\$400,140	\$11,032,379
Totals	\$76,301,269	\$81,454,606	\$58,839,155	\$216,595,030

Assessment Results

Building	\$/Sq.Ft.			Total
	Urgent Need (1 - 2 Years)	High Need (3 - 5 Years)	Intermediate Need (6 - 10 Years)	
FAIR School Pilgrim Lane	\$5.57	\$6.89	\$5.56	\$18.02
SEA Olson	\$7.07	\$3.85	\$12.80	\$23.72
Northport Elementary School	\$10.70	\$13.43	\$18.55	\$42.68
New Hope Learning Center	\$19.52	\$6.06	\$27.56	\$53.13
Lakeview Elementary School	\$14.49	\$8.89	\$24.78	\$48.16
Armstrong High School	\$14.91	\$18.18	\$30.23	\$63.31
Plymouth Middle School	\$12.78	\$19.81	\$23.33	\$55.93
Cooper High School	\$27.33	\$29.18	\$22.88	\$79.39
FAIR School Crystal	\$43.46	\$21.61	\$19.97	\$85.04
Noble Elementary School	\$19.19	\$61.88	\$6.39	\$87.46
Sandburg Middle School	\$39.58	\$36.44	\$18.44	\$94.46
Zachary Lane Elementary School	\$15.05	\$63.10	\$14.63	\$92.78
Forest Elementary School	\$14.18	\$59.30	\$20.17	\$93.65
Robbinsdale Middle School	\$32.47	\$61.60	\$15.37	\$109.44
Meadow Lake Elementary School	\$15.26	\$21.59	\$81.96	\$118.81
Robbinsdale Spanish Immersion	\$108.31	\$22.01	\$15.08	\$145.41
Transportation/Bus Garage	\$94.35	\$33.95	\$34.46	\$162.76
Neill Elementary School	\$18.92	\$107.29	\$38.33	\$164.55
Sonnesyn Elementary School	\$76.65	\$50.85	\$40.57	\$168.06
Educational Services Center	\$213.09	\$43.65	\$9.66	\$266.41
Totals	\$40	\$34	\$24	\$99

Current LTFM Projects +\$150K

- **Roofing**

- Sandburg Middle School - \$2,699,170
- Robbinsdale Spanish Immersion - \$906,833
- Cooper High School - \$650,209

Current LTFM Projects +\$150K

- **Pavement Mill and Overlay**
 - Forest Elementary - \$153,995
- **Elevator Replacement**
 - Lakeview Elementary - \$166,492
- **HVAC Repairs**
 - Robbinsdale Middle School - \$184,500

Small LTFM Projects at Various Sites

- Pavement and concrete repairs
- HVAC repairs
- Door and door hardware repairs/replacements
- Lighting repairs/replacements
- Fencing and enclosure repairs/replacements
- Flooring replacements
- Painting
- Plumbing and plumbing fixture repairs/replacements

THEME A: Academic Achievement

- Enhance cultural relevance of curriculum for students
 - *Expand the Science of Reading programming through continued staff training and the implementation of a new K-5 English Language Arts curriculum.*
 - *Expand the implementation of Culturally and Linguistically Responsive Teaching to include all non-licensed and K-5 staff.*
- Enhance an equitable learning system from early childhood to adults
 - *Implement with fidelity an effective teaching framework focused on student engagement and purpose.*
- Deepen preparation for life, college, and career
 - *Continue to build and grow RPathways through certifications, programming, and student participation in dual credit and concurrent enrollment courses.*
 - *Expand the use of Xello to support middle and high school students in planning.*

THEME B: Student Engagement and Wellness

- Improve student-staff connection
 - *Maintain the BARR programming strength at two high schools and explore the expansion of the program into the middle schools.*
 - *Increase the number of staff trained on the Catalyst framework and explore the expansion of the program into all K-8 sites.*
 - *Continue to implement and strengthen Restorative Practices throughout the district.*
- Strengthen practices around student, staff, and school safety
 - *Strengthen systems and structures at the building level supporting student's feeling of social and emotional as well as physical safety.*
 - *Continue to grow a comprehensive crisis management and safety plan.*

THEME C: Collaboration and Partnership

- Strengthen mutual communication and responsiveness with all stakeholders
 - *Increase and streamline the cascade of communications to families, staff and our community.*
- Expand equitable inclusion and influence of student, family, staff, and community voices
 - *Establish additional events and activities, such as family engagement events, in response to the needs and interests of our stakeholders.*
 - *Elevate the voice of all students, including the impact of the Youth Council and other student leadership groups.*

THEME D: Staff Investment and Impact

- Cultivate the district culture to be inclusive, supportive, and welcoming
 - *Develop and implement a systemic onboarding process at the district and site level for all employees to improve clarity of roles, success and retention.*
- Increase consistency and accountability for common district practices
 - *Develop and implement operating procedures to provide clarity and expectations in standard districtwide practices.*