

Agenda of Board Workshop/Regular Meeting

The Board of Trustees Mineral Wells Independent School District

A Board Workshop/Regular Meeting of the Board of Trustees of Mineral Wells Independent School District will be held Monday, January 12, 2026, beginning at 5:30 PM in the District Services Complex | Board Room.

The subjects to be discussed or considered or upon which any formal action may be taken are listed below. Items do not have to be taken in the same order as shown on this meeting notice. Unless removed from the consent agenda, items identified within the consent agenda will be acted on at one time.

- 1. Call to Order/Establish Quorum**
- 2. Board Workshop/Dinner - No Action Will Be Taken**
 - A. Agenda Review
 - B. Planning for 2025-2026 School Year
 - C. Policy Review
- 3. Closed Session - Texas Government Code 551.074, Texas Government Code 551.076, Texas Government Code 551.082 and Texas Government Code 551.072**
 - A. Texas Government Code 551.074
 - 1) Employment/Appointment/Reassignment/Evaluation/Compensation/Duties of Personnel
 - 2) Renewal/Nonrenewal/Assignment/Reassignment/Probationary Status/Return to Probationary Status/Continuing Status of District Personnel
 - B. Texas Government Code 551.076
 - 1) Security - Personnel, Devices, Audits
 - C. Texas Government Code 551.082
 - 1) Student Discipline
- 4. Open Session - 7:00 p.m.**
- 5. Prayer**
- 6. Pledges - U.S./Texas Flags**
- 7. Mission & Vision Statements**
- 8. Public Comment**
- 9. Special Recognition**
 - A. School Board Recognition

1) Proclamation by Texas Association of School Boards	3
Presenter: David Tarver, Superintendent	
2) Presentation of Certificate of Appreciation	
Presenter: David Tarver, Superintendent	
3) Lamar Elementary Presentation to School Board	
10. President's Report	
11. Superintendent Report	
A. Enrollment Comparison	4
12. Action Item: Consent Agenda	
A. Monthly Financial Reports, Accounts Payable Listing, and Tax Receipt	10
B. Water, Electricity, Gas Reports	27
C. Investment Report	31
D. Minutes of the December 8, 2025, Regular Board Meeting of Trustees	33
13. PUBLIC HEARING: Financial Integrity Rating System of Texas (FIRST) 2024–2025 Ratings Based on School Year 2023-2024	<u>40</u>
Presenter: Paul Hearn, Chief Financial Officer	
14. PUBLIC HEARING: 2024-2025 Texas Academic Performance Report	<u>47</u>
Presenter: Angie Myrick, Assistant Superintendent of Student Services	
15. Action Item: Discuss, Consider, and Take Any Necessary Action Regarding Approval of HB3 Board Goals	<u>93</u>
Presenter: Angie Myrick, Assistant Superintendent of Student Services	
16. Action Item: Discuss, Consider, and Take Any Necessary Action Regarding Chrome Tablet Purchase for PK	<u>100</u>
Presenter: Justin Lascsak, Director of Technology	
17. Action Item: Discuss, Consider and Take Any Necessary Action Regarding Changing the March Board Meeting Date	<u>103</u>
Presenter: David Tarver, Superintendent	
18. Action Item: Discuss, Consider, and Take Any Necessary Action Regarding the Revision to Board Policy EHBG(Local)	<u>104</u>
Presenter: David Tarver, Superintendent	
19. Action Item: Discuss, Consider and Take Any Necessary Action Regarding the Superintendent Contract	<u>106</u>
Presenter: David Tarver, Superintendent	
20. Information	
A. Review District Calendars on our MWISD Website	
Description: MWISD Academic and Athletic Calendar	
21. Action Item: Vote on Closed Session Items	
22. Action Item: Adjournment	



Proclamation

WHEREAS, the mission of public schools is to meet the educational needs of all children and to empower them to become competent, productive contributors to a democratic society and an ever-changing world; and

WHEREAS, local school board members are elected by their community members to do what's best for students; and

WHEREAS, local school board members work closely with parents, educational professionals, and other community members to create the educational vision we want for our students; and

WHEREAS, local school board members are responsible for ensuring the structure that provides a solid foundation for our school system; and

WHEREAS, local school board members are strong advocates for public education and are responsible for communicating the needs of the school district to the public and the public's expectations to the district;

NOW, THEREFORE, I, David Tarver, Mineral Wells ISD Superintendent, do hereby declare my appreciation to the members of the Mineral Wells ISD School Board and proclaim January 2026 as

SCHOOL BOARD RECOGNITION MONTH in January. I urge all citizens to join me in recognizing the dedication and hard work of local school board members and in working with them to mold an education system that meets the needs of both today's and tomorrow's children.

IN OFFICIAL RECOGNITION WHEREOF, I hereby affix my signature this 12th day of January, 2026.



BOARD OF TRUSTEES
Agenda Item

MEETING DATE: 1/12/26

MEETING TYPE:

- Regular Meeting
- Special Meeting

AGENDA ITEM TYPE:

- Action Item
- Non-Action Item

BOARD GOALS (check all that apply)

Academic Goals

- Academic Competitiveness
 - Early Literacy (HB3)
 - Early Math (HB3)
 - Other
- Career Certifications (HB3)

Operational Goals

- Promote Community/School Partnerships
- Fiscal Responsibility
- Safe and Secure Schools

TITLE: Enrollment Comparison for December 2025.

RECOMMENDED ACTION: This item is for information only.

BOARD POLICY/STATE REGULATION/LAW REFERENCE (if applicable):

OVERVIEW:
See attached report.

FISCAL IMPACT: Rise/Decrease enrollment results in revenue increase.decrease

ATTACHMENTS: MWISD Enrollment Comparison/Campus Summary Report

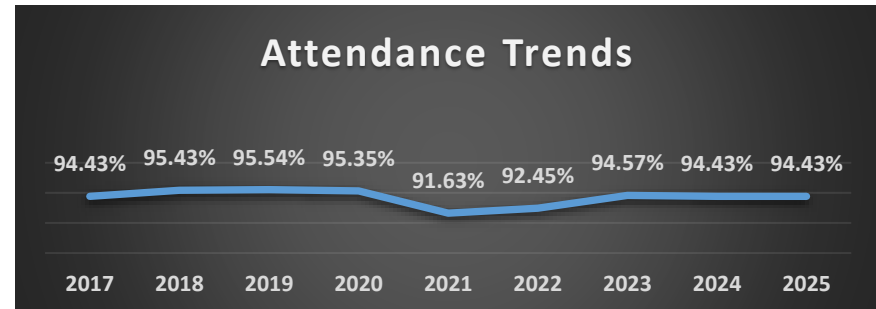
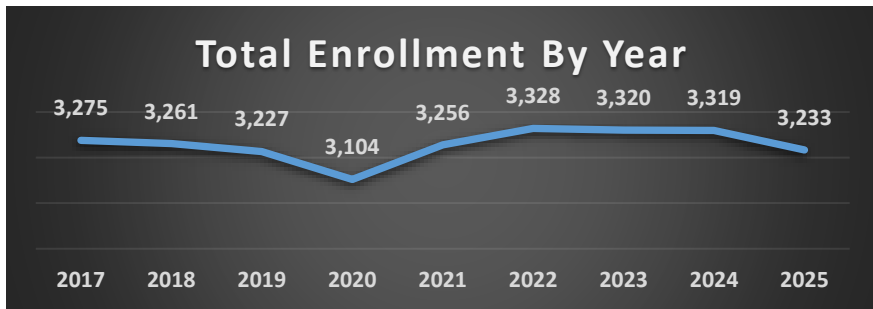
DEPARTMENT(S) SUBMITTING FORM: Superintendent

DEPARTMENT SIGNATURE/APPROVAL: 

Mineral Wells I.S.D. Monthly Board Report December 2025 (12 Days of School)

Total # of Students:	3233
Refined ADA:	2938.91
% of Attendance:	94.43%

Campus	Total Student Enrollment	Refined ADA	% Attendance
Mineral Wells H.S.	853	805.25	94.27%
Academy	29	22.83	75.90%
Mineral Wells Jr High	505	480.84	95.15%
Travis Elementary	702	668.33	95.20%
Houston Elementary	492	468.08	94.91%
Lamar Elementary	652	493.58	93.62%



December

	2017	2018	2019	2020	2021	2022	2023	2024
	December	December	December	December	December	December	December	December
EE	24	13	22	19	24	13	22	18
PK	219	220	213	144	207	202	166	193
K	264	249	269	246	210	260	247	212
1st	202	264	247	235	262	222	251	249
2nd	222	208	253	242	233	242	227	251
3rd	263	232	209	243	246	240	245	227
4th	230	247	228	201	240	257	248	254
5th	255	230	239	212	217	256	263	243
6th	263	257	227	247	225	219	258	254
7th	221	268	262	242	248	247	220	257
8th	229	224	249	266	251	250	241	217
9th	234	245	251	252	296	275	266	258
10th	213	196	193	220	227	256	248	247
11th	206	189	163	182	192	199	217	200
12th	191	202	176	139	162	172	183	213
Academy	39	17	26	14	16	18	18	26
Total	3,275	3,261	3,227	3,104	3,256	3,328	3,320	3,319

Attendance Comparrison by Year

	2017	2018	2019	2020	2021	2022	2023	2024
MWHS	94.71%	95.02%	94.69%	95.59%	87.43%	91.89%	93.16%	93.94%
Academy	74.25%	64.29%	81.88%	62.72%	69.53%	71.18%	65.30%	85.08%
JH	94.77%	98.16%	95.97%	96.36%	92.06%	91.66%	95.64%	94.91%
Travis	94.18%	93.84%	95.89%	95.18%	94.79%	93.58%	95.29%	94.47%
Houston	95.04%	97.95%	96.83%	95.00%	93.57%	94.95%	95.34%	95.27%
Lamar	94.92%	95.11%	95.25%	95.39%	93.15%	91.33%	95.27%	94.51%
TOTAL	94.43%	95.43%	95.54%	95.35%	91.63%	92.45%	94.57%	94.43%

2025
December
23
177
231
221
241
251
220
242
240
255
250
228
234
210
181
29
3,233

2025
94.27%
75.90%
95.15%
95.20%
94.91%
93.62%
94.43%



BOARD OF TRUSTEES
Agenda Item

MEETING DATE: 1/12/26

MEETING TYPE:

- Regular Meeting
- Special Meeting

AGENDA ITEM TYPE:

- Action Item
- Non-Action Item

BOARD GOALS (check all that apply)

Academic Goals

- Academic Competitiveness
 - Early Literacy (HB3)
 - Early Math (HB3)
 - Other
- Career Certifications (HB3)

Operational Goals

- Promote Community/School Partnerships
- Fiscal Responsibility
- Safe and Secure Schools

TITLE: Discuss, Consider, and Take Any Necessary Action Regarding the Monthly Financial Report, Tax Receipt and Accounts Payable Listings

RECOMMENDED ACTION: It is recommended that the monthly Financial Reports, Tax Receipt, Accounts Payable Listing be approved as presented.

BOARD POLICY/STATE REGULATION/LAW REFERENCE (if applicable):

OVERVIEW:

See attached information.

FISCAL IMPACT: Variable revenue and expenditures to District

ATTACHMENTS: Financial Statement, Tax Receipt Report, AP Listing

DEPARTMENT(S) SUBMITTING FORM: Business and Finance

DEPARTMENT SIGNATURE/APPROVAL:

January 12, 2026
2025-2026 TAX COLLECTIONS
November 30, 2025

MAINTENANCE & OPERATIONS						
	LEVY	MONTHLY ACTIVITY	PRIOR ACTIVITY	YEAR-TO-DATE ACTIVITY	BALANCE DUE	YEAR-TO-DATE PERCENTAGE COLLECTED
CURRENT TAXES	\$ 11,129,959.00	\$ 425,553.89	\$ 141,284.04	\$ 566,837.93	\$ 10,563,121.07	5.09%
DELINQUENT TAXES	\$ 197,910.00	\$ 11,931.40	\$ 29,233.19	\$ 41,164.59	\$ 156,745.41	20.80%
PENALTY & INTEREST	\$ 220,020.00	\$ 5,700.87	\$ 13,174.77	\$ 18,875.64	\$ 201,144.36	8.58%
GRAND TOTAL	\$ 11,547,889.00	\$ 443,186.16	\$ 183,692.00	\$ 626,878.16	\$ 10,921,010.84	5.43%

INTEREST & SINKING						
	LEVY	MONTHLY ACTIVITY	PRIOR ACTIVITY	YEAR-TO-DATE ACTIVITY	BALANCE DUE	YEAR-TO-DATE PERCENTAGE COLLECTED
CURRENT TAXES	\$ 3,140,253.00	\$ 119,366.28	\$ 39,862.47	\$ 159,228.75	\$ 2,981,024.25	5.07%
DELINQUENT TAXES	\$ 66,918.00	\$ 3,873.94	\$ 9,256.07	\$ 13,130.01	\$ 53,787.99	19.62%
PENALTY & INTEREST	\$ 56,006.00	\$ 1,856.29	\$ 4,248.09	\$ 6,104.38	\$ 49,901.62	10.90%
GRAND TOTAL	\$ 3,263,177.00	\$ 125,096.51	\$ 53,366.63	\$ 178,463.14	\$ 3,084,713.86	5.47%

<u>VENDOR</u>	<u>INVOICE NUMBER</u>	<u>INVOICE DESCRIPTION</u>	<u>CHECK DATE</u>	<u>CHECK NUMBER</u>	<u>CHE TYP</u>	<u>AMOUNT</u>
ABM TEXAS GENERAL SE	Multiple	Multiple Invoices	12/04/2025	9137	R	80,400.74
ACE HARDWARE OF MINE	Multiple	Multiple Invoices	12/04/2025	9138	R	464.90
ACT	34460	TEST	12/04/2025	9139	R	78.00
AIRGAS USA, LLC	Multiple	Multiple Invoices	12/04/2025	9140	R	151.37
AT&T	1111	SERVICE 214 A31-0060 668 0	12/04/2025	9141	R	1,630.65
AT&T MOBILITY	825071876X	PHONE BILL	12/04/2025	9142	R	2,128.95
ATSSB REGION 7 BAND	1204	all region audition entry fees	12/04/2025	9143	R	190.00
ATWOOD DISTRIBUTING	518/75	MAINTENANCE-November 2025	12/04/2025	9144	R	12.99
AUTO ZONE	Multiple	Multiple Invoices	12/04/2025	9145	R	1,041.36
Baker, Ashton	1118	REIMBERSEMENT FOR CENTEX JOURNALISM ENTRY	12/04/2025	9146	R	15.00
Barrick, Cheyenne	1118	Reimbursement for WM Purchase	12/04/2025	9147	R	69.43
BENNETT'S OFFICE SUP	Multiple	Multiple Invoices	12/04/2025	9149	R	2,651.40
BUCK'S COLLISION CEN	Multiple	Multiple Invoices	12/04/2025	9150	R	686.53
Burks, Jammie	103	Jamie Burks invoice #103 Lamar Window Art	12/04/2025	9151	R	200.00
CDW-G	Multiple	Multiple Invoices	12/04/2025	9152	R	21,414.92
CHISHOLM TRAIL HIGH	1204	SOCCER TOURNAMENT ENTRY FEES	12/04/2025	9153	R	750.00
CLIFTON ISD	1204	BASKETBALL TOURN ENTRY FEE	12/04/2025	9154	R	450.00
CRISIS PREVENTION IN	NAIN-19925	NAIN-199254 CPI Membership Renewal (Rothe)	12/04/2025	9155	R	200.00
ELLIOTT ELECTRIC SUP	Multiple	Multiple Invoices	12/04/2025	9158	R	2,484.73
ENVIROMATIC SERVICES	WOI-004027	REPAIR WORK ON HS CHILLER	12/04/2025	9159	R	2,523.88
FAMOUS MINERAL WATER	Multiple	Multiple Invoices	12/04/2025	9160	R	59.00
FISHER ATHLETIC EQUI	377261	FOOTBALL EQUIPMENT	12/04/2025	9161	R	123.00
GAME ONE	10507401	VOLLEYBALL EQUIPMENT	12/04/2025	9162	R	510.00
GRAINGER	9699492626	Batteries for stadium	12/04/2025	9163	R	24.18
HARGROVE SERVICES, L	HS2025	SHIRTS FOR NURSES	12/04/2025	9164	R	324.00
HOMEBASE #250 MW	Multiple	Multiple Invoices	12/04/2025	9166	R	840.80
HOMETOWN MEDIA GROUP	28800	MINERAL WELLS SPRING 2026 ISSUE-FULL PAGE AD	12/04/2025	9167	R	1,200.00
JOSHUA HIGH SCHOOL	1204	BASKETBALL TOURNAMENT ENTRY FEES	12/04/2025	9168	R	800.00
JW PEPPER & SON INC	Multiple	Multiple Invoices	12/04/2025	9169	R	1,082.29
MASTON CONSTRUCTION	8320	Electrical work @ JH on WH	12/04/2025	9170	R	1,500.00
MESQUITE PIT	1113	FOOTBALL MEAL	12/04/2025	9171	R	1,224.00
MINERAL WELLS HIGH S	Multiple	Multiple Invoices	12/04/2025	9172	R	170.37
MOBILE PHONE OF TEXA	305-37274	RADIO REPAIR	12/04/2025	9173	R	146.58
NAPA AUTOMOTIVE PART	Multiple	Multiple Invoices	12/04/2025	9175	R	2,376.93
NASCO	880751	ART SUPPLIES	12/04/2025	9176	R	602.63
NATIONAL WHOLESALE S	Multiple	Multiple Invoices	12/04/2025	9177	R	992.32
Nicklas, Kelli	1120	Mileage Dyslexia Training (Springtown ISD) 11-20-25	12/04/2025	9178	R	49.84
NIX SPRINKLER COMPAN	65661	MAINTENANCE-November 2025	12/04/2025	9179	R	268.75
O'REILLY AUTOMOTIVE,	Multiple	Multiple Invoices	12/04/2025	9180	R	426.85
ONDECK ROADSIDE SERV	16926	Tire Repair	12/04/2025	9181	R	25.00
PERRI LEAVELLE DESIG	2053	sign	12/04/2025	9182	R	138.00
QUILL	46459236	Supplies for cocoa bar	12/04/2025	9183	R	90.86
R D BRONCO ROOFING &	15338	repair on HS roof	12/04/2025	9184	R	14,875.21
REALITYWORKS	73703	Supplies Geer	12/04/2025	9185	R	128.00
RIVERSIDE INSIGHTS	inv263015	RIVERSIDE INSIGHTS GT ONLINE TESTING 2025/2026	12/04/2025	9186	R	1,725.00
Rothe, Michaela	1130	Nov. Mileage	12/04/2025	9187	R	46.20
SITEONE LANDSCAPE SU	160279732-	MAINTENANCE-November 2025	12/04/2025	9188	R	846.79
SNOW GARRETT WILLIAM	96691	FY 2025 AUDIT	12/04/2025	9189	R	21,700.00

<u>VENDOR</u>	<u>INVOICE NUMBER</u>	<u>INVOICE DESCRIPTION</u>	<u>CHECK DATE</u>	<u>CHECK NUMBER</u>	<u>CHE TYP</u>	<u>AMOUNT</u>
SOUTHEASTERN PERFORM	562755	SUPPLIES	12/04/2025	9190	R	120.75
STEPHENS, HOOVER & A	000101	FOOTBALL MEAL	12/04/2025	9191	R	1,280.00
TEXAS MULTI-CHEM, LT	20167484	Super rake BBS/SBS	12/04/2025	9192	R	2,450.00
TEXAS TECH UNIVERSIT	612730	CBE EXAMS TEXAS TECH UNIVERSITY AMBER MOORE	12/04/2025	9193	R	480.00
THE COLLEGE BOARD	Multiple	Multiple Invoices	12/04/2025	9194	R	2,439.02
UNIFIRST CORPORATION	Multiple	Multiple Invoices	12/04/2025	9195	R	1,925.20
UNITED WORTH HYDROCH Wells, Lindsey	122485 1112	MAINTENANCE-November 2025 LINDSEY WELLS TRAVEL REQUEST/EXPENSE IMCAT CONFERENCE ROUND ROCK TX 12/09/25-12/09/2025	12/04/2025	9196 9197	R	350.00 373.80
WEX BANK	108761426	FUEL PURCHASES	12/04/2025	9198	R	524.28
Williams, Jeffrey	1278551-01	Reimbursement	12/04/2025	9199	R	311.42
WOODARD BUILDERS SUP	154379	MAINTENANCE-November 2025	12/04/2025	9200	R	450.00
AIRGAS USA, LLC	Multiple	Multiple Invoices	12/10/2025	9201	R	5,327.07
ALLSTAR CUSTOM APPAR	4107	ALLSTAR CUSTOM APPAREL EMPLOYEE JACKET PEIMS DIRECTOR	12/10/2025	9202	R	49.99
Baker, Jeanne	1130	MEALS	12/10/2025	9203	R	87.89
BENNETT'S OFFICE SUP	Multiple	Multiple Invoices	12/10/2025	9214	R	7,111.08
BILINGUAL SPEECH SER	Multiple	Multiple Invoices	12/10/2025	9215	R	17,175.00
BLISSITTE, KAREN	1208	ACCOMPANIMENT	12/10/2025	9216	R	550.00
BOUTWELL, JEFF	1114	PLAYOFF OFFICIAL 11/14	12/10/2025	9217	R	314.80
BROOKSHIRES	Multiple	Multiple Invoices	12/10/2025	9218	R	65.56
BROWN, KEMONDRIC	1120	BASKETBALL GAME WORKER 11/20, 11/21, 11/22	12/10/2025	9219	R	1,245.00
BROWN, KIRBY	1120	SECURITY 11/20, 11/21, 12/4	12/10/2025	9220	R	675.00
CRAIG'S MUSIC COMPAN	670000	CONT SERV	12/10/2025	9221	R	3,913.90
CROCKER, CODY	1114	FOOTBALL GAME WORKER 11/14	12/10/2025	9222	R	145.00
CROCKER, DENNIS	1114	FOOTBALL GAME WORKER 11/14	12/10/2025	9223	R	145.00
DAY AND NIGHT PEST C	1028	Termite inspection, safe & MR office	12/10/2025	9224	R	600.00
DRENTH, BEVERLY	1121	BASKETBALL GAME WORKER 11/21	12/10/2025	9225	R	115.00
DUGGIN, TIM	1120	BASKETBALL GAME WORKER 11/20, 11/21, 11/22	12/10/2025	9226	R	945.00
DUGGIN, TYLER	1120	BASKETBALL GAME WORKER 11/20, 11/21, 11/22	12/10/2025	9227	R	1,245.00
ELAN FINANCIAL SERVI	Multiple	Multiple Invoices	12/10/2025	9230	R	5,120.86
FLORENCE, TOBY	1121	BASKETBALL GAME WORKER 11/21	12/10/2025	9231	R	335.00
FOOD SERVICE, CHILD	Multiple	Multiple Invoices	12/10/2025	9232	R	204.70
FRED GARRISON OIL CO	Multiple	Multiple Invoices	12/10/2025	9233	R	8,884.08
FRONTIER WASTE-CRESS	Multiple	Multiple Invoices	12/10/2025	9234	R	7,961.00
GAINES, MICHAEL	1114	FOOTBALL WORKER 11/14	12/10/2025	9235	R	314.80
GAME ONE	10511583	BOYS SOCCER SUPPLIES	12/10/2025	9236	R	3,438.20
GILBERT, KRISTIN	1120	BASKETBALL WORKER 11/20	12/10/2025	9237	R	215.00
Gordon, Ammie	1130	Mileage Nov. 74.6 x .70 (Homebound student)	12/10/2025	9238	R	52.22
GOTO COMMUNICATIONS,	IN71044838	SERVICE	12/10/2025	9239	R	5,675.71
HAILE, JAMES	1120	BASKETBALL WORKER 11/20, 11/21, 11/22	12/10/2025	9240	R	1,125.00
HARGIS, BRANDON	1126	BASKETBALL WORKER 11/26	12/10/2025	9241	R	115.00
Hart, Doug	1120	SECURITY 11/20, 11/22	12/10/2025	9242	R	540.00
HIGH SCHOOL	1210	REIMBURSEMENT CHECK #'S 12065, 12606, 12611, 12604, 12607, 12608, 12609, 12610	12/10/2025	9243	R	4,060.00

<u>VENDOR</u>	<u>INVOICE NUMBER</u>	<u>INVOICE DESCRIPTION</u>	<u>CHECK DATE</u>	<u>CHECK NUMBER</u>	<u>CHE TYP</u>	<u>AMOUNT</u>
IN TOUCH THERAPY, PL	2025_MW_NO	INV #2025_MW_NOV. Contracted PT Services	12/10/2025	9244	R	4,318.40
Judd, Penny	1121	SECURITY 11/21, 11/22, 12/2	12/10/2025	9245	R	1,125.00
KENTNER, AARON	11/20	BASKETBALL WORKER 11/20, 11/21	12/10/2025	9246	R	520.00
KYOCERA DOCUMENT SOL	Multiple	Multiple Invoices	12/10/2025	9247	R	3,112.41
LAWAL, AYODEJI	1120	BASKETBALL WORKER 11/20, 11/21, 11/22, 11/26	12/10/2025	9248	R	1,460.00
LEASOR CRASS, P.C.	28951	Invoice #28951 November Invoice	12/10/2025	9249	R	3,207.00
LONE STAR NEWS GROUP	112539022	Erate RFP advertisement	12/10/2025	9250	R	337.60
LONE STAR PIZZA, LLC	1758	MEALS	12/10/2025	9251	R	179.49
LONE STAR COMMUNICAT	168976	Stadium	12/10/2025	9252	R	1,709.25
MARTIN, TREVOR	1013	FOOTBALL OFFICIAL 10/13	12/10/2025	9253	R	145.00
MCKEE, PRESTON	1202	BASKETBALL WORKER 12/2	12/10/2025	9254	R	115.00
McNABB-FOX, LINDSEY	1113	FOOTBALL OFFICIAL 11/13	12/10/2025	9255	R	145.00
MENDEZ, Christopher	1202	BASKETBALL WORKER 12/2	12/10/2025	9256	R	115.00
MINERAL WELLS HIGH S	01	MICROPHONE	12/10/2025	9257	R	87.25
MOBILE PHONE OF TEXA	10668764	MOBILE PHONE OF TEXAS QUOTE 240909LAMAR	12/10/2025	9258	R	852.00
MURPHY & MURPHY, INC	Multiple	Multiple Invoices	12/10/2025	9259	R	1,350.00
NAPA AUTOMOTIVE PART	Multiple	Multiple Invoices	12/10/2025	9260	R	1,453.85
NEXTLINK	B10000024-	1Gb Internet service due 12/31/2025	12/10/2025	9261	R	150.00
O'REILLY AUTO PARTS	0791-15307	Truck battery	12/10/2025	9262	R	226.99
PARKER COUNTY APPRAI	1119	FIRST QTR PAYMENT	12/10/2025	9263	R	564.75
PARKER, DONNA	1120	BASKETBALL WORKER 11/20, 11/21, 11/22, 11/26, 12/2	12/10/2025	9264	R	700.00
PEDERSEN, JOSEPH	1126	BASKETBALL WORKER 11/26	12/10/2025	9265	R	115.00
PETTIES, MALIK	1122	BASKETBALL WORKER 11/22	12/10/2025	9266	R	455.00
PITNEY BOWES GLOBAL	3321654920	LEASE INVOICE	12/10/2025	9267	R	525.21
POWER, MONTE	1121	BASKETBALL WORKER 11/21	12/10/2025	9268	R	115.00
REDDING, ROBERT	1114	FOOTBALL OFFICIAL 11/14	12/10/2025	9269	R	145.00
REGION 4 ESC	12505811	Open PO for 8 hour re-certification class online.	12/10/2025	9270	R	55.00
RICHARDS SIGNS	97	CENTRAL CITY PARK PLAQUE	12/10/2025	9271	R	555.50
ROBERTSON, PHILIP	1113	FOOTBALL OFFICIAL 11/13	12/10/2025	9272	R	145.00
Roe, Gary JR	571183	Ridgid sewer camera & locator	12/10/2025	9273	R	5,000.00
RUELAS, JOE	1120	BASKETBALL WORKER 11/20, 11/20, 12/2	12/10/2025	9274	R	350.00
RUELAS, MACI	1120	BASKETBALL WORKER 11/20	12/10/2025	9275	R	140.00
Schipper, Barbara	1130	NOVEMBER MILEAGE	12/10/2025	9276	R	23.94
Schroeder Family Des	125	Student tshirts for Houston Hoopsters	12/10/2025	9277	R	384.00
SCHUPBACH, LARRY	1113	FOOTBALL OFFICIAL 11/13	12/10/2025	9278	R	145.00
SCHUPBACH, WILLARD	1113	FOOTBALL OFFICIAL 11/13	12/10/2025	9279	R	145.00
Shipman, Benjamin	1120	BASKETBALL WORKER 11/20, 11/21, 11/22, 12/2	12/10/2025	9280	R	1,295.00
SOUTHWEST INTERNATIO	Multiple	Multiple Invoices	12/10/2025	9281	R	2,342.32
SPAIN, JUSTIN	1114	FOOTBALL WORKER 11/14	12/10/2025	9282	R	145.00
SPARKS, KRISTOPHER	1023	VOLLEYBALL WORKER 10/23 BASKETBALL WORKER 11/20, 11/21	12/10/2025	9283	R	380.00
STEENSMA, JAMES	1121	BASKETBALL WORKER 11/21	12/10/2025	9284	R	95.00
STORRS, CODY	1122	BASKETBALL WORKER 11/22	12/10/2025	9285	R	215.00

<u>VENDOR</u>	<u>INVOICE NUMBER</u>	<u>INVOICE DESCRIPTION</u>	<u>CHECK DATE</u>	<u>CHECK CHE NUMBER TYP</u>	<u>AMOUNT</u>
TARPLEY, CHRIS	1120	BASKETBALL WORKER 11/20, 11/21, 11/26	12/10/2025	9286 R	465.00
TARVER, REECE	11/20	BASKETBALL OFFICIAL 11/20, 11/22	12/10/2025	9287 R	395.00
TASB	685894	TASB Localized Update 126 Invoice #685894	12/10/2025	9288 R	3,835.00
TEXAS DEPT OF PUBLIC	CRS-202510	Invoice CRS-202510-322295 Criminal History background checks	12/10/2025	9289 R	10.00
TEXAS HIGH SCHOOL PO	1205	THSPA ENTRY MEMBERSHIP	12/10/2025	9290 R	75.00
THSWPA	1205	THSWPA ENTRY MEMBERSHIP	12/10/2025	9291 R	100.00
TRAMMELL, BRENDA	1120	BASKETBALL GAME WORKER 11/20, 11/21, 11/22	12/10/2025	9292 R	475.00
UNIFIRST CORPORATION	Multiple	Multiple Invoices	12/10/2025	9293 R	138.56
UNITE PRIVATE NETWOR	SI-25-0525	Monthly WAN service due 01/01/2026	12/10/2025	9294 R	530.80
VELASQUEZ, ELPIDIO	1114	FOOTBALL WORKER 11/14	12/10/2025	9295 R	145.00
WALMART CAPITAL ONE	Multiple	Multiple Invoices	12/10/2025	9296 R	244.84
WELLS FARGO VENDOR F	Multiple	Multiple Invoices	12/10/2025	9297 R	1,329.47
WILSON, CAMERON	1120	BASKETBALL OFFICIAL 11/20, 11/21, 11/22	12/10/2025	9298 R	1,365.00
La Cienega	A20	Christmas luncheon De. 17th all JH staff	12/16/2025	9299 R	1,076.75
ACE HARDWARE OF MINE	Multiple	Multiple Invoices	12/17/2025	9300 R	107.94
ACTION CDL EXPRESS	6776	CDL Training	12/17/2025	9301 R	1,800.00
Adams, Maygan	1208	Diagnostician Mileage/M Adams (SEPT 24th-30th, OCT, NOV, DEC 2nd-8th)	12/17/2025	9302 R	37.31
AIRGAS USA, LLC	9166071371	AIR HORN	12/17/2025	9303 R	88.05
ASW ENTERPRISES	23242662	UIL SPELLING PRACTICE TESTS	12/17/2025	9304 R	110.00
AT&T LONG DISTANCE	811340500	SERVICE-CORPORATION #346970 811340500-0	12/17/2025	9305 R	10.67
AWARDS & MORE ENGRAV	Multiple	Multiple Invoices	12/17/2025	9306 R	1,107.50
BAKER, FRANKLIN	1107	FOOTBALL WORKER 11/7	12/17/2025	9307 R	50.00
BALFOUR	Multiple	Multiple Invoices	12/17/2025	9308 R	100.62
BENNETT'S OFFICE SUP	Multiple	Multiple Invoices	12/17/2025	9310 R	2,756.46
BUCK'S COLLISION CEN	161750	Part	12/17/2025	9311 R	195.71
BUCKS WHEEL & EQUIP	Multiple	Multiple Invoices	12/17/2025	9312 R	1,399.05
CARTER CONSTRUCTION	Multiple	Multiple Invoices	12/17/2025	9313 R	10,528.00
CITY OF MINERAL WELL	241106	TAX INCREMENT REINVESTMENT ZONE #1	12/17/2025	9314 R	547,927.46
CITY WATER WORKS	1130	SERVICES	12/17/2025	9315 R	22,092.42
EDUCATION SERVICE CT	Multiple	Multiple Invoices	12/17/2025	9316 R	3,510.00
ELLIOTT ELECTRIC SUP	95-57479-0	maintenance supplies	12/17/2025	9317 R	57.00
FAMOUS MINERAL WATER	Multiple	Multiple Invoices	12/17/2025	9319 R	280.00
FINCHER, TOMMY	1130	BUS DRIVER GOLF 11/13	12/17/2025	9320 R	20.00
FOOD SERVICE, CHILD	272	INV #272 Food Reinforcers/Houston- Adams-Ishmael	12/17/2025	9321 R	155.21
Fowler, Kendra	1113	REIMBURSEMENT DEC. SPED DEPARMENT MEETING	12/17/2025	9322 R	70.98
GAME ONE	Multiple	Multiple Invoices	12/17/2025	9323 R	1,761.74
HIGH SCHOOL	Multiple	Multiple Invoices	12/17/2025	9324 R	11,895.00
HOME DEPOT CREDIT SE	3901937	PE SUPPLIES	12/17/2025	9325 R	374.28
HOMEBASE #250 MW	Multiple	Multiple Invoices	12/17/2025	9326 R	291.44
INCIDENT IQ, LLC	12327	IncidentIQ MSB add-on	12/17/2025	9327 R	1,331.17

<u>VENDOR</u>	<u>INVOICE NUMBER</u>	<u>INVOICE DESCRIPTION</u>	<u>CHECK DATE</u>	<u>CHECK NUMBER</u>	<u>CHE TYP</u>	<u>AMOUNT</u>
INTERQUEST DETECTION	Multiple	Multiple Invoices	12/17/2025	9328	R	400.00
J&D SOLUTIONS	1182	HS theater rune lighting tech	12/17/2025	9329	R	1,035.00
KYOCERA DOCUMENT SOL	5036612384	Rental for copiers in workroom and offices Inv # 5036612384	12/17/2025	9330	R	1,151.30
LEARNING WITHOUT TEA	INV245947	Learning without Tears Q#103956	12/17/2025	9331	R	1,200.00
MINERAL WELLS JR. HI	1210	REIMB CK #944, 945	12/17/2025	9332	R	1,160.00
NAPA AUTOMOTIVE PART	Multiple	Multiple Invoices	12/17/2025	9333	R	337.52
NATIONAL CENTER FOR	CI0233769	LSSSCA MEMBERSHIP AND CONFERENCE REGISTRATION	12/17/2025	9334	R	230.00
NAVIGATE360, LLC	INV-48893	NAVIGATE360 EMERGENCY MANAGEMENT SUITE, NAVIGATE360 VISTOR MANAGEMENT, IMPLEMENTATION FEE	12/17/2025	9335	R	12,991.70
NORTH TEXAS SALES AN	345185	Scheduled Maintenance	12/17/2025	9336	R	260.96
ONDECK ROADSIDE SERV	Multiple	Multiple Invoices	12/17/2025	9337	R	704.24
PERMIAN BASIN DRUG &	Multiple	Multiple Invoices	12/17/2025	9338	R	5,224.00
PITNEY BOWES GLOBAL	3321529710	PITNEY BOWES LEASE INVOICE	12/17/2025	9339	R	196.98
R D BRONCO ROOFING &	15353	Work on roofs	12/17/2025	9340	R	22,304.50
RR SERVICE CO, INC.	Multiple	Multiple Invoices	12/17/2025	9341	R	550.00
Sarah Moore Mobility	NOV 1 - NO	Invoice: Nov 1 - Nov 30, 2025 Contracted Services	12/17/2025	9342	R	1,086.00
SCHOOL NURSE	INV1070754	Nurse Supplies	12/17/2025	9343	R	64.40
SCINARY CYBERSECURIT	7620	Scinary Cybersecurity monitoring and analysis	12/17/2025	9344	R	12,000.00
SHI-GOVERNMENT SOLUT	Multiple	Multiple Invoices	12/17/2025	9345	R	27,020.92
Shoemaker, Cara	1202	meal reimbursement for Cara Shoemaker to GT conference 12/2-12/5	12/17/2025	9346	R	100.00
SOUTHERN FLORAL COMP	Multiple	Multiple Invoices	12/17/2025	9347	R	959.05
SOUTHWEST INTERNATIO	02P236569	Part	12/17/2025	9348	R	1,829.99
Stetson & Associates	20111715	INV # 20111715 Renewal annual license (OPO) 12 months/ Jan 2026-Dec 2026	12/17/2025	9349	R	750.00
Tallant, Carol	25/26-4	INV #25/26-4 Contracted services for Coordinator (11/3-11/30)	12/17/2025	9350	R	2,258.42
TCEA	59360633	Registration for TCEA Jan. 31st-Feb.4th for Rachel Lively	12/17/2025	9351	R	454.00
TEX-OMA BUILDERS SUP	820092	MAINTENANCE-November 2025	12/17/2025	9352	R	1,465.00
TEXAS SHRED, INC.	Multiple	Multiple Invoices	12/17/2025	9353	R	240.00
TEXAS GAS SERVICES	1210	SERVICE	12/17/2025	9354	R	10,034.94
TRAMMELL, BRENDA	2509	CTE Shirts	12/17/2025	9355	R	312.00
TWISTED WIRE	21842	work on forklift	12/17/2025	9356	R	790.78
UNIFIRST CORPORATION	2810655655	Uniforms	12/17/2025	9357	R	86.94
WEAVER'S PRINT SHOP	Multiple	Multiple Invoices	12/17/2025	9358	R	270.00
Wells, Lindsey	1202	Reimbursement to Lindsey Wells for Parking TAGT conference 12/2/25-12/5-25 Gaylord Texas	12/17/2025	9359	R	65.25
WILLIAMS, JOLENE	Multiple	Multiple Invoices	12/17/2025	9360	R	118.82
ATSSB REGION 7 BAND	Multiple	Multiple Invoices	12/18/2025	9361	R	745.00
CHURCHWELL, RUSSELL	1030	FOOTBALL OFFICIAL 10/30	12/18/2025	9362	R	155.00
JW PEPPER & SON INC	Multiple	Multiple Invoices	12/18/2025	9363	R	452.89

<u>VENDOR</u>	<u>INVOICE NUMBER</u>	<u>INVOICE DESCRIPTION</u>	<u>CHECK DATE</u>	<u>CHECK NUMBER</u>	<u>CHE TYP</u>	<u>AMOUNT</u>
3720 MINERAL WELLS L	Multiple	Multiple Invoices	12/04/2025	252600063	A	420.00
AMAZON CAPITAL SERVI	Multiple	Multiple Invoices	12/04/2025	252600068	A	3,943.09
Gaona, Dona	Multiple	Multiple Invoices	12/04/2025	252600069	A	12,350.00
Lascsak, Justin	1118	Staff incentive award	12/04/2025	252600070	A	29.13
MSTS RECEIVABLES, LL	Multiple	Multiple Invoices	12/04/2025	252600072	A	638.09
Roberts, Angela	1130	NOV 11/4-11/20 INVOICE CONTRACTED SLPA	12/04/2025	252600073	A	3,240.00
AMAZON CAPITAL SERVI	Multiple	Multiple Invoices	12/10/2025	252600079	A	4,196.38
Gaona, Dona	#8 25/26	INV #8 25/26 School Year Contracted SLP Services 11/17-11/21	12/10/2025	252600080	A	4,000.00
MSTS RECEIVABLES, LL	Multiple	Multiple Invoices	12/10/2025	252600082	A	2,003.19
AMAZON CAPITAL SERVI	Multiple	Multiple Invoices	12/17/2025	252600086	A	3,064.31
Mesler, Hope	1119	HOPE MESLER REIUMBURSEMENT CHARGES FOR PARKING TCA CONFERENCE 11/19/28-11/21/25	12/17/2025	252600087	A	100.00
MSTS RECEIVABLES, LL	Multiple	Multiple Invoices	12/17/2025	252600091	A	2,851.76
Paez, Lizbeth	1211	December Board Meeting Meal and Dessert (pick-up mileage) 53.9 miles there and back - \$37.73	12/17/2025	252600092	A	37.73
Totals for checks						1,057,065.45

FUND SUMMARY

<u>FUND</u>	<u>DESCRIPTION</u>	<u>BALANCE SHEET</u>	<u>REVENUE</u>	<u>EXPENSE</u>	<u>TOTAL</u>
180	CO-CURRICULAR	0.00	0.00	55,584.71	55,584.71
199	GENERAL FUND	0.00	0.00	1,001,480.74	1,001,480.74
***	Fund Summary Totals ***	0.00	0.00	1,057,065.45	1,057,065.45

***** End of report *****

<u>VENDOR</u>	<u>INVOICE NUMBER</u>	<u>INVOICE DESCRIPTION</u>	<u>CHECK DATE</u>	<u>CHECK NUMBER</u>	<u>CHE TYP</u>	<u>AMOUNT</u>
Bullock, Leiana	1130	Mileage Reimbursement	12/04/2025	6630	R	20.79
Fowler, Tammy	1130	Mileage Reimbursement for November	12/04/2025	6631	R	12.60
Gold Star Foods Inc.	3223267	Commodity Storage	12/04/2025	6632	R	10.00
KLEMENT DISTRIBUTION	1052530707	Ice Cream (November)	12/04/2025	6633	R	437.95
LABATT FOOD SERVICE	1130	Grocery order for November	12/04/2025	6634	R	74,683.80
OAK FARMS DAIRY	1130	Milk for November	12/04/2025	6635	R	13,351.71
PATINO, PAMELA	1130	Mileage Reimbursement for November	12/04/2025	6636	R	19.81
Wells, David	1130	Mileage Reimbursement for November	12/10/2025	6637	R	75.04
MSTS RECEIVABLES, LL	Multiple	Multiple Invoices	12/17/2025	6638	R	194.09
Totals for checks						88,805.79

FUND SUMMARY

<u>FUND</u>	<u>DESCRIPTION</u>	<u>BALANCE SHEET</u>	<u>REVENUE</u>	<u>EXPENSE</u>	<u>TOTAL</u>
240	FOOD SERVICE	0.00	0.00	88,805.79	88,805.79
***	Fund Summary Totals ***	0.00	0.00	88,805.79	88,805.79

***** End of report *****

<u>VENDOR</u>	<u>INVOICE NUMBER</u>	<u>INVOICE DESCRIPTION</u>	<u>CHECK DATE</u>	<u>CHECK NUMBER</u>	<u>CHE TYP</u>	<u>AMOUNT</u>
HOMEBASE #250 MW	68214	Tools	12/04/2025	1293	R	258.00
TABE	1424076829	TABE Conference for ESL Houston Teachers	12/04/2025	1294	R	400.00
BENNETT'S OFFICE SUP	0263648-00	BENNETT'S INVOICE 0263648 SPELLING BEE TROPHIES	12/10/2025	1295	R	198.86
BILINGUAL SPEECH SER	2025-MWS-1	INV 2025-MWS-10-ISP (Private School) Contracted Services for SLP 10/7 & 10/21	12/10/2025	1296	R	180.00
BILINGUAL SPEECH SER	2025-MWS-1	INV 2025-MWS-11-ISP (Private School) Contracted Services for SLP (11/4 & 11/18)	12/10/2025	1296	R	180.00
ELAN FINANCIAL SERVI	1119	TCA TEXAS COUNSELING ASSOCIATION MENTAL HEALTH COUNSELORS 11/19-11/21 HOTEL RESERVATION	12/10/2025	1297	R	530.43
KREUZ CONSULTING GRO	25250	Consultant fees for Handbook	12/10/2025	1298	R	9,000.00
TEX-OMA BUILDERS SUP	820416	Door A/V upgrade: MWA	12/10/2025	1299	R	4,651.00
THERAPY AND ME	2025-12-MW	INV #2025-012-MWISD Contracted Music Therapy	12/10/2025	1300	R	480.00
THERAPY AND ME	2025-12-MW	INV #2025-12-MWISDLS Contracted Music Therapy (11/4, 11/18, and 11/25)	12/10/2025	1300	R	195.00
LEARNING WITHOUT TEA	INV245280	LAMAR ELEM LEARNING WITHOUT TEARS SPANISH 25/26	12/17/2025	1301	R	2,359.54
LEARNING WITHOUT TEA	INV245525	LAMAR ELEMENTARY LEARNING WITHOUT TEARS 25/26	12/17/2025	1301	R	6,943.35
NATIONAL FLEET TRACK	203535	Cameras for buses	12/17/2025	1302	R	2,800.00
TEX-OMA BUILDERS SUP	820575	Door A/V upgrade: Summit	12/17/2025	1303	R	4,651.00
TEX-OMA BUILDERS SUP	820576	Door A/V upgrade: MWJH	12/17/2025	1303	R	11,578.00
MSTS RECEIVABLES, LL	912A50E1	MSTS RECEIVABLES TR# 04549 BIRTHDAY SNACKS	12/17/2025	252600083	A	20.51
Totals for checks						44,425.69

FUND SUMMARY

<u>FUND</u>	<u>DESCRIPTION</u>	<u>BALANCE SHEET</u>	<u>REVENUE</u>	<u>EXPENSE</u>	<u>TOTAL</u>
224	IDEA-B FORMULA	0.00	0.00	1,035.00	1,035.00
244	CARL PERKINS BASIC FORM. GRANT	0.00	0.00	258.00	258.00
255	TITLE II, PART A-SUP EFF INSTR	0.00	0.00	9,000.00	9,000.00
263	Title III, PART A-ELA	0.00	0.00	2,759.54	2,759.54
270	TITLE V,B,SP 2, RLIS	0.00	0.00	7,473.78	7,473.78
429	STATE FUNDED SPECIAL REVENUE	0.00	0.00	23,680.00	23,680.00
461	CAMPUS ACTIVITY FUND	0.00	0.00	219.37	219.37
***	Fund Summary Totals ***	0.00	0.00	44,425.69	44,425.69

***** End of report *****

**MINERAL WELLS INDEPENDENT SCHOOL DISTRICT
CASH POSITION**

FOR PERIOD ENDING November 30, 2025

GENERAL FUND	\$ 12,166,870.23
FOOD SERVICE	\$ 582,368.28
SPECIAL REVENUE	\$ 192,568.79
INTEREST & SINKING	\$ 1,464,583.29
INSURANCE FUND	\$ 1,170.51
WORKERS' COMPENSATION	\$ (3.45)
TRUST & AGENCY FUND	\$ 201,988.44
PAYROLL	<u>\$ (80,278.03)</u>
TOTAL	\$ 14,529,268.06
<u>Lone Star Investment</u>	
General Fund	\$ 2,126,849.15
Food Service Fund	\$ 4.56
Interest & Sinking	\$ 1,308,482.80
Insurance Fund	<u>\$ 553,646.65</u>
TOTAL INVESTMENTS	\$ 3,988,983.16

<u>Fnd</u>	<u>Fnd</u>	CASH <u>RECEIVED</u>	2025-2026 <u>Budget</u>	<u>Balance</u>
180	CO-CURRICULAR	108,384.14	441,178.00	332,793.86
199	GENERAL FUND	17,091,593.40	40,756,541.00	23,664,947.60
211	TITLE I, PART A	1,320.00	1,146,573.00	1,145,253.00
224	IDEA-B FORMULA	0.00	813,374.00	813,374.00
225	IDEA-B PRESCHOOL	0.00	16,556.00	16,556.00
240	FOOD SERVICE	734,551.06	2,190,341.00	1,455,789.94
244	CARL PERKINS BASIC FORM. GRANT	0.00	52,594.00	52,594.00
255	TITLE II, PART A-SUP EFF INSTR	600.00	245,687.00	245,087.00
263	Title III, PART A-ELA	0.00	63,328.00	63,328.00
270	TITLE V,B,SP 2, RLIS	0.00	20,673.00	20,673.00
289	FEDERALLY FUNDED SPECIAL REV	2,849.00	83,915.00	81,066.00
410	STATE TEXTBOOK FUND	2,869.10	191,780.00	188,910.90
429	STATE FUNDED SPECIAL REVENUE	0.00	134,098.00	134,098.00
461	CAMPUS ACTIVITY FUND	7,409.89	15,289.00	7,879.11
599	DEBT SERVICE	202,998.58	3,376,223.00	3,173,224.42
753	INSURANCE FUND	5,658.46	22,036.00	16,377.54
880	CUSTODIAL FUND - SCHOLARSHIPS	3,176.34	37,141.00	33,964.66
Grand Revenue Totals		18,161,409.97	49,607,327.00	31,445,917.03

Number of Accounts: 86

***** End of report *****

<u>Fnd</u>	<u>Fnd</u>	<u>Expended</u>	<u>Encumbered</u>	<u>2024-2025 Budget</u>	<u>Balance</u>
180	CO-CURRICULAR	470,659.81	19,777.95	1,376,589.00	886,151.24
199	GENERAL FUND	10,590,259.41	284,852.63	39,821,130.00	28,946,017.96
211	TITLE I, PART A	221,698.11	0.00	1,146,573.00	924,874.89
224	IDEA-B FORMULA	182,996.80	0.00	813,374.00	630,377.20
225	IDEA-B PRESCHOOL	5,653.32	0.00	16,556.00	10,902.68
240	FOOD SERVICE	518,753.98	0.00	2,190,341.00	1,671,587.02
244	CARL PERKINS BASIC FORM. GRANT	33,005.60	6,075.20	52,594.00	13,513.20
255	TITLE II, PART A-SUP EFF INSTR	48,960.57	0.00	245,687.00	196,726.43
263	Title III, PART A-ELA	16,529.80	2,834.54	63,328.00	43,963.66
270	TITLE V,B,SP 2, RLIS	5,892.60	6,943.35	20,673.00	7,837.05
289	FEDERALLY FUNDED SPECIAL REV	21,452.99	0.00	83,915.00	62,462.01
410	STATE TEXTBOOK FUND	2,869.10	0.00	191,780.00	188,910.90
429	STATE FUNDED SPECIAL REVENUE	31,141.30	42,185.00	134,098.00	60,771.70
461	CAMPUS ACTIVITY FUND	5,793.06	0.00	15,289.00	9,495.94
599	DEBT SERVICE	6,000.00	0.00	3,376,223.00	3,370,223.00
880	CUSTODIAL FUND - SCHOLARSHIPS	-13,988.69	0.00	37,141.00	51,129.69
Grand Expense Totals		12,147,677.76	362,668.67	49,585,291.00	37,074,944.57

Number of Accounts: 1607

***** End of report *****

										2024-2025	YTD	Encumbered	Unencumbered	
Fnd	T	Fn	Obj	Sb	Org	F	Pr	L	L2	Obj	BUDGET	EXPENDED	Amount	Balance
XXX	R	00	----	----	----	----	----	----	----	----	49,548,150.00	18,152,575.17	0.00	31,395,574.83
XXX	E	11	----	----	----	----	----	----	----	----	24,711,972.00	6,031,468.09	58,994.56	18,621,509.35
XXX	E	12	----	----	----	----	----	----	----	----	2,046,244.00	798,381.63	55,454.30	1,192,408.07
XXX	E	13	----	----	----	----	----	----	----	----	416,540.00	98,366.78	5,072.92	313,100.30
XXX	E	21	----	----	----	----	----	----	----	----	340,315.00	83,871.09	651.17	255,792.74
XXX	E	23	----	----	----	----	----	----	----	----	2,681,825.00	677,546.73	14,257.11	1,990,021.16
XXX	E	31	----	----	----	----	----	----	----	----	1,527,279.00	370,770.14	3,870.60	1,152,638.26
XXX	E	33	----	----	----	----	----	----	----	----	460,592.00	114,292.76	478.36	345,820.88
XXX	E	34	----	----	----	----	----	----	----	----	1,427,724.00	506,746.35	13,280.00	907,697.65
XXX	E	35	----	----	----	----	----	----	----	----	2,220,366.00	523,682.19	0.00	1,696,683.81
XXX	E	36	----	----	----	----	----	----	----	----	1,401,405.00	487,660.47	20,354.95	893,389.58
XXX	E	41	----	----	----	----	----	----	----	----	2,003,209.00	562,025.39	551.99	1,440,631.62
XXX	E	51	----	----	----	----	----	----	----	----	5,484,564.00	1,610,993.24	133,304.71	3,740,266.05
XXX	E	52	----	----	----	----	----	----	----	----	126,941.00	56,759.27	39,385.00	30,796.73
XXX	E	53	----	----	----	----	----	----	----	----	225,678.00	120,290.15	17,013.00	88,374.85
XXX	E	61	----	----	----	----	----	----	----	----	82,094.00	917.87	0.00	81,176.13
XXX	E	71	----	----	----	----	----	----	----	----	3,791,695.00	69,894.30	0.00	3,721,800.70
XXX	E	81	----	----	----	----	----	----	----	----	0.00	48,000.00	0.00	-48,000.00
XXX	E	93	----	----	----	----	----	----	----	----	71,100.00	0.00	0.00	71,100.00
XXX	E	97	----	----	----	----	----	----	----	----	528,607.00	0.00	0.00	528,607.00
<hr/>														
Grand Revenue Totals											49,548,150.00	18,152,575.17	0.00	31,395,574.83
Grand Expense Totals											49,548,150.00	12,161,666.45	362,668.67	37,023,814.88
Grand Totals											0.00	5,990,908.72	362,668.67	5,628,240.05
												Profit	Loss	Loss

Number of Accounts: 1657

***** End of report *****



BOARD OF TRUSTEES
Agenda Item

MEETING DATE: 1/12/26

MEETING TYPE:

- Regular Meeting
- Special Meeting

AGENDA ITEM TYPE:

- Action Item
- Non-Action Item

BOARD GOALS (check all that apply)

Academic Goals

- Academic Competitiveness
 - Early Literacy (HB3)
 - Early Math (HB3)
 - Other
- Career Certifications (HB3)

Operational Goals

- Promote Community/School Partnerships
- Fiscal Responsibility
- Safe and Secure Schools

TITLE: Discuss, Consider, and Take Any Necessary Action Regarding the Water/Electricity/Gas Reports

RECOMMENDED ACTION: It is recommended that the Water/Electricity/Gas Reports be approved as presented.

BOARD POLICY/STATE REGULATION/LAW REFERENCE (if applicable):

OVERVIEW:

See attached utility reports.

FISCAL IMPACT: Variable Cost to District

ATTACHMENTS: Water/Electricity/Gas/Reports

DEPARTMENT(S) SUBMITTING FORM: Business and Finance

DEPARTMENT SIGNATURE/APPROVAL:



Water

2021-2022	Sep	Oct	Nov	Dec	Jan	Feb	Mar	Apr	May	Jun	Jul	Aug	Total
High School	2,339.79	2,493.16	2,228.00	2,181.86	2,794.16	2,386.10	2,609.90	2,857.49	3,671.42	1,764.86	1,785.27	2,087.82	29,199.83
Junior High	1,571.80	1,590.57	1,613.19	1,861.45	2,121.11	1,620.86	1,222.66	1,241.69	1,302.94	655.54	625.70	1,439.27	16,866.78
Travis	2,963.35	2,698.82	2,756.45	3,703.37	3,441.66	1,829.39	1,678.94	1,769.01	387.32	366.22	370.44	374.66	22,339.63
Houston	1,019.67	1,014.33	674.94	517.37	515.96	321.95	223.57	230.60	269.99	209.49	213.71	243.26	5,454.84
Lamar	1,361.69	1,372.38	1,218.98	1,150.04	1,271.04	1,111.61	1,191.34	1,320.79	1,458.67	482.22	482.22	1,220.89	13,641.87
DSC	385.10	395.79	444.27	393.61	409.09	283.42	246.69	264.99	264.99	229.81	217.14	353.63	3,888.53
Athletics	2,854.33	2,473.80	6,181.77	9,172.91	2,569.88	1,637.85	2,396.01	3,157.05	4,776.50	7,665.98	5,561.55	5,894.19	54,341.82
Transportation	249.12	274.51	269.62	276.66	249.93	269.62	282.30	256.97	280.88	247.11	268.22	261.18	3,186.12
Total	12,744.85	12,313.36	15,387.22	19,257.27	13,372.83	9,460.80	9,851.41	11,098.59	12,412.71	11,621.23	9,524.25	11,874.90	148,919.42

2022-2023	Sep	Oct	Nov	Dec	Jan	Feb	Mar	Apr	May	Jun	Jul	Aug	Total
High School	2,332.67	2,202.51	2,435.77	2,390.33	2,026.37	2,475.28	1,996.54	2,569.91	2,468.00	3,073.93	1,532.56	3,003.08	28,506.95
Junior High	1,358.46	1,347.93	1,055.59	1,062.84	953.10	1,226.19	1,029.36	1,185.03	1,101.28	808.72	667.20	1,038.21	12,833.91
Travis	381.70	385.92	414.27	413.73	407.79	415.22	409.27	416.70	415.22	389.97	395.91	406.31	4,852.01
Houston	303.76	244.66	270.15	294.85	324.55	242.88	266.63	287.42	245.85	220.60	254.75	238.42	3,194.52
Lamar	1,354.56	1,398.17	1,308.57	1,463.49	1,282.31	1,436.75	1,173.91	1,551.10	1,494.68	440.32	364.58	1,766.43	15,034.87
DSC	423.98	433.83	527.38	533.80	349.65	346.68	282.83	312.53	324.41	291.74	248.68	306.59	4,382.10
Athletics	2,885.77	3,923.80	2,799.00	4,390.05	3,018.93	2,136.45	2,096.66	2,248.24	2,013.30	1,985.37	1,674.69	2,462.69	31,634.95
Transportation	238.67	240.08	235.41	263.08	292.78	277.93	245.26	283.88	249.72	267.53	282.38	190.31	3,067.03
Total	9,279.57	10,176.90	9,046.14	10,812.17	8,655.48	8,557.38	7,500.46	8,854.81	8,312.46	7,478.18	5,420.75	9,412.04	103,506.34

2023-2024	Sep	Oct	Nov	Dec	Jan	Feb	Mar	Apr	May	Jun	Jul	Aug	Total
High School	3,197.70	3,389.40	5,043.76	4,335.73	4,973.59	5,192.06	4,476.48	6,003.88	5,614.58	3,870.27	3,870.27	6,169.75	56,137.47
Junior High	1,253.99	1,290.27	2,093.51	2,694.32	2,581.71	2,290.48	2,150.89	2,484.23	2,144.78	1,299.45	1,299.45	1,375.29	22,958.37
Travis	398.88	403.34	907.04	907.04	909.74	917.83	907.04	912.43	907.04	898.94	898.94	890.85	9,859.11
Houston	238.42	257.72	530.87	549.76	547.06	558.44	605.43	618.93	605.44	589.26	589.26	581.15	6,271.74
Lamar	1,387.75	1,585.25	2,308.98	2,241.54	2,322.48	2,764.94	2,330.57	2,994.29	2,783.84	1,067.91	1,067.91	1,011.25	23,866.71
DSC	294.71	306.59	570.33	551.45	570.33	691.74	591.91	627.00	610.80	532.56	532.56	800.46	6,680.44
Athletics	2,905.55	2,931.57	5,233.81	4,764.15	5,328.45	4,941.84	4,597.57	6,206.79	5,899.58	4,729.22	4,729.22	9,455.40	61,723.15
Transportation	187.35	135.37	221.97	284.03	235.46	262.44	270.54	3,300.40	313.71	216.58	216.58	224.67	5,869.10
Total	9,864.35	10,299.51	16,910.27	16,328.02	17,468.82	17,619.77	15,930.43	23,147.95	18,879.77	13,204.19	13,204.19	20,508.82	193,366.09

2024-2025	Sep	Oct	Nov	Dec	Jan	Feb	Mar	Apr	May	Jun	Jul	Aug	Total
High School	5,155.93	6,021.83	4,645.99	3,928.10	5,202.26	4,986.19	4,626.15	5,691.21	5,705.29	5,059.46	2,042.18	4,664.39	57,728.98
Junior High	2,500.00	2,689.21	2,127.68	2,069.34	2,377.52	2,549.13	2,064.07	2,849.79	2,228.74	1,362.34	1,204.95	2,045.98	26,068.75
Travis	907.04	915.13	906.46	903.75	903.75	909.18	909.18	922.77	909.18	898.31	892.87	911.91	10,889.53
Houston	5,847.66	6,174.12	6,092.92	5,285.37	6,511.64	6,084.75	3,931.31	2,324.37	2,188.43	1,081.80	673.94	2,144.92	48,341.23
Lamar	2,686.70	2,940.32	2,289.37	2,050.09	2,281.21	2,566.70	2,210.52	2,920.18	2,784.22	976.09	886.37	2,362.78	26,954.55
DSC	678.25	1,080.25	583.77	556.58	610.96	632.70	613.67	684.37	646.30	564.73	583.77	2,500.66	9,736.01
Athletics	6,666.32	14,893.04	6,005.74	3,954.41	4,224.68	4,564.65	6,392.46	4,643.55	4,632.04	5,124.49	7,970.63	12,583.14	81,655.15
Transportation	136.62	283.94	248.93	251.64	335.94	270.68	235.34	227.18	227.18	178.23	170.07	295.15	2,860.90
Total	24,578.52	34,997.84	22,900.86	18,999.28	22,447.96	22,563.98	20,982.70	20,263.42	19,321.38	15,245.45	14,424.78	27,508.93	264,235.10

2025-2026	Sep	Oct	Nov	Dec	Jan	Feb	Mar	Apr	May	Jun	Jul	Aug	Total
High School	5,256.64	5,215.07	3,917.45										
Junior High	2,714.74	2,679.57	2,324.08										
Travis	890.15	3,308.66	917.29										
Houston	3,520.75	3,056.13	2,224.10										
Lamar	3,260.05	958.13	2,128.18										
DSC	1,100.38	953.55	551.86										
Athletics	8,769.38	8,422.17	9,799.76										
Transportation	210.87	289.71	229.70										
Total	25,722.96	24,882.99	22,092.42										

Electricity

2021-2022	Sep	Oct	Nov	Dec	Jan	Feb	Mar	Apr	May	Jun	Jul	Aug	Total
High School	23,818.74	16,129.45	14,900.96	13,689.20	14,570.08	14,862.69	14,588.07	18,728.04	21,068.43	20,114.63	19,384.76	20,276.08	212,131.13
MW Academy	271.30	191.55	170.32	164.44	172.12	173.57	148.27	169.00	221.33	221.23	246.65	248.65	2,398.43
Junior High	9,914.99	7,478.83	6,734.43	6,135.46	7,793.75	8,309.59	7,877.54	6,505.79	7,647.38	7,396.75	8,249.87	9,022.37	93,066.75
Travis	6,715.50	5,211.05	4,369.68	3,955.09	4,222.90	4,632.91	4,419.35	4,367.23	5,983.72	5,294.67	6,217.55	7,403.50	62,793.15
Houston	5,077.31	3,658.97	2,999.58	2,445.22	2,532.47	2,724.95	2,511.84	3,031.15	4,215.30	4,059.72	4,461.80	5,029.44	42,747.75
Lamar	6,595.42	5,184.84	4,510.72	4,120.23	4,032.15	3,565.64	3,529.48	4,613.65	6,143.06	6,017.55	6,940.22	7,631.06	62,884.02
DSC	2,994.60	2,277.19	2,035.15	1,669.48	1,559.88	1,500.94	1,456.47	1,843.72	2,424.74	2,870.28	3,656.93	3,718.98	28,008.36
Athletics	798.70	7,052.23	5,986.71	5,894.56	8,067.09	8,494.95	8,534.19	6,156.99	4,333.43	5,796.87	3,862.25	4,537.03	69,515.00
Transportation	596.28	564.94	523.03	671.40		1,461.26	661.42	502.39	423.22	478.50	481.59	474.79	6,838.82
Total	56,782.84	47,749.05	42,230.58	38,745.08	42,950.44	45,726.50	43,726.63	45,917.96	52,460.61	52,250.20	53,501.62	58,341.90	580,383.41

2022-2023	Sep	Oct	Nov	Dec	Jan	Feb	Mar	Apr	May	Jun	Jul	Aug	Total
High School	19,533.27	17,005.63	16,786.45	14,031.29	21,872.41	14,984.39	12,603.49	18,933.81	13,709.03	17,631.10	15,769.66	19,198.57	202,059.10
MW Academy	198.77	161.86	175.86	143.59	165.86	142.52	156.20	132.18	183.78	189.27	300.99	347.41	2,298.29
Junior High	8,392.02	6,800.67	7,144.77	6,654.50	7,898.36	7,281.22	5,884.70	5,783.23	6,264.42	6,711.79	8,619.39	10,899.32	88,334.39
Travis	6,909.16	5,374.88	4,341.10	4,394.67	4,392.70	4,284.99	3,741.20	4,039.38	4,757.32	5,595.05	6,440.58	9,003.50	63,274.53
Houston	4,916.77	3,425.24	2,854.53	2,549.01	2,674.16	2,838.47	2,624.04	2,926.75	3,631.40	3,957.98	4,702.04	6,492.18	43,592.57
Lamar	6,801.19	5,327.15	4,440.85	4,496.31	3,823.77	4,208.02	4,439.58	5,061.56	6,307.68	6,629.94	7,143.21	9,266.27	67,945.53
DSC	3,208.13	2,385.87	1,834.35	1,581.62	1,759.59	1,767.44	1,685.49	1,863.31	2,068.36	2,920.20	3,514.48	4,398.67	28,987.51
Athletics	6,847.35	6,387.49	6,875.64	8,190.76	3,530.04	9,530.77	8,524.24	2,419.70	5,104.74	842.73	3,863.46	7,189.24	69,306.16
Transportation	462.45	535.20	673.50	739.00	620.13	710.43		962.10	382.49	458.55	555.07	670.38	6,769.30
Total	57,269.11	47,403.99	45,127.05	42,780.75	46,737.02	45,748.25	39,658.94	42,122.02	42,409.22	44,936.61	50,908.88	67,465.54	572,567.38

2023-2024	Sep	Oct	Nov	Dec	Jan	Feb	Mar	Apr	May	Jun	Jul	Aug	Total
High School	20,094.76	18,119.52	15,456.54	18,444.83	15,174.36	16,548.46	14,384.04	17,785.80	15,275.55	15,251.93	15,697.79	17,784.46	200,018.04
MW Academy	384.67	275.15	221.74	165.22	178.28	222.83	240.12	195.09	345.56	404.62	396.75	429.92	3,459.95
Junior High	10,246.79	7,744.21	7,080.51	6,839.96	9,227.35	7,561.05	6,018.32	6,288.20	7,309.88	7,336.60	7,646.31	9,558.31	92,857.49
Travis	8,375.77	6,164.37	4,646.89	4,116.45	4,905.51	4,323.38	3,833.01	4,210.65	5,163.32	5,388.70	6,067.76	7,513.51	64,709.32
Houston	6,488.61	4,745.79	3,425.34	2,650.04	3,016.67	2,987.65	2,805.34	3,184.62	3,711.17	4,363.26	4,807.26	5,925.36	48,111.11
Lamar	8,712.70	7,052.94	6,026.03	4,023.07	4,530.44	4,125.85	4,541.64	5,574.52	6,845.79	7,704.75	7,783.65	8,454.69	75,376.07
DSC	3,927.88	3,071.75	2,229.64	1,794.17	1,987.09	1,974.13	1,894.99	2,074.23	2,340.88	2,927.33	3,239.92	3,669.64	31,131.65
Athletics	8,137.75	5,480.59	7,629.46	3,641.38	9,992.26	8,060.88	6,859.95	3,202.72	5,479.84	5,234.37	4,016.62	5,425.37	73,161.19
Transportation	600.20	542.36	638.28	558.25	795.57	566.32	497.27	549.39	438.07	470.40	612.89	651.07	6,920.07
Total	66,969.13	53,196.68	47,354.43	42,233.37	49,807.53	46,370.55	41,074.68	43,065.22	46,910.06	49,081.96	50,268.95	59,412.33	595,744.89

2024-2025	Sep	Oct	Nov	Dec	Jan	Feb	Mar	Apr	May	Jun	Jul	Aug	Total
High School	22,193.07	17,526.12	15,501.14	16,122.24	15,781.94	16,401.16	14,147.49	13,583.28	17,363.83	18,959.73	14,837.95	15,756.63	198,174.58
MW Academy	476.21	379.44	320.29	310.31	165.19	303.65	319.50	295.63	322.00	301.17	315.37	354.34	3,863.10
Junior High	9,033.13	7,093.17	6,217.19	6,759.81	8,080.76	8,362.18	7,036.96	6,401.79	6,734.80	6,609.59	7,203.83	8,305.61	87,838.82
Travis	7,560.61	5,779.49	5,186.37	4,033.10	4,652.73	5,027.17	4,077.91	4,648.72	5,314.55	6,041.69	6,240.20	7,825.77	66,388.31
Houston	5,353.77	4,147.34	3,829.41	3,083.58	3,351.74	3,660.31	2,803.37	3,670.70	4,123.18	4,707.66	4,984.99	5,626.92	49,342.97
Lamar	7,804.22	6,004.42	5,240.47	4,682.51	4,324.59	5,016.64	4,813.42	5,176.87	5,678.58	6,495.45	6,348.47	7,408.35	68,993.99
DSC	3,322.64	2,611.49	2,375.77	1,780.50	1,964.24	2,155.31	1,937.67	2,055.48	2,443.46	2,950.00	3,282.21	3,331.99	30,210.76
Athletics	1,865.07	5,619.96	5,147.06	5,914.07	7,840.33	9,267.41	6,179.37	5,588.74	2,323.37	823.68	4,155.62	5,022.04	59,746.72
Transportation	462.93	454.68	540.06	578.82	662.27	755.29	526.55	533.45	443.73	434.14	472.94	492.63	6,357.49
Total	58,071.65	49,616.11	44,357.76	43,264.94	46,823.79	50,949.12	41,842.24	41,954.66	44,747.50	47,323.11	47,841.58	54,124.28	570,916.74

2025-2026	Sep	Oct	Nov	Dec	Jan	Feb	Mar	Apr	May	Jun	Jul	Aug	Total
High School	16,574.59	15,599.60	13,525.91										
MW Academy	403.91	372.89	264.78										
Junior High	8,593.61	7,958.77	6,427.85										
Travis	7,813.32	6,915.19	4,849.95										
Houston	5,178.65	4,780.16	3,335.21										
Lamar	7,404.39	6,695.77	5,264.85										
DSC	3,315.07	2,930.48	2,083.13										
Athletics	6,177.46	6,067.93	5,258.95										
Transportation	492.18	455.13	526.68										
Total	55,953.18	51,775.92	41,537.31										

Gas

2021-2022	Sep	Oct	Nov	Dec	Jan	Feb	Mar	Apr	May	Jun	Jul	Aug	Total
High School	793.89	1,007.48	2,358.19	7,490.34	7,750.28	8,307.96	3,800.23	6,344.93	562.20	423.69	457.13	978.53	40,274.85
MW Academy	109.33	113.06	138.11	252.67	322.42	364.83	245.82	89.06	109.77	111.44	109.81	109.75	2,076.07
Junior High	477.98	788.46	2,164.93	3,400.41	3,777.03	4,150.81	2,122.82	1,603.33	446.82	397.52	391.98	600.56	20,322.65
Travis	335.36	557.74	2,449.02	3,874.12	4,165.75	4,574.51	2,680.63	1,282.78	314.28	239.40	239.53	318.46	21,031.58
Houston	353.77	512.42	1,965.92	2,972.40	3,060.42	3,419.13	1,660.07	794.93	1,062.83	670.75	397.74	402.67	17,273.05
Lamar	188.86	280.95	1,554.73	3,416.71	3,331.40	3,705.76	2,002.51	243.61	227.65	174.98	143.74	194.32	15,465.22
DSC	207.28	295.56	1,571.47	2,806.56	2,997.36	3,029.32	1,675.00	209.47	215.91	166.31	170.10	180.28	13,524.62
Transportation	129.38	286.04	736.65	1,476.59	2,114.66	1,718.58	828.72	70.67	281.73	153.31	153.33	154.55	8,104.21
Total	2,595.85	3,841.71	12,939.02	25,689.80	27,519.32	29,270.90	15,015.80	10,638.78	3,221.19	2,337.40	2,063.36	2,939.12	138,072.25

2022-2023	Sep	Oct	Nov	Dec	Jan	Feb	Mar	Apr	May	Jun	Jul	Aug	Total
High School	887.46	3,266.01	8,341.51	11,504.65	9,518.59	4,407.09	1,345.03	1,245.43	707.08	591.86	596.40	578.54	42,989.65
MW Academy	113.29	156.78	342.48	471.35	442.49	328.59	268.77	231.33	175.01	229.51	230.32	229.51	3,219.43
Junior High	616.98	761.16	3,050.61	5,022.04	4,480.09	1,917.18	881.08	478.05	242.14	271.88	229.51	279.37	18,230.09
Travis	325.56	795.22	4,219.41	7,158.55	6,628.51	2,534.20	1,366.96	466.58	1,042.12	242.09	243.85	260.10	25,283.15
Houston	318.94	431.34	2,590.55	4,516.45	4,830.57	1,673.67	958.05	567.47	350.84	461.69	459.98	462.26	17,621.81
Lamar	199.40	389.02	3,675.66	6,525.04	6,122.16	2,116.33	972.26	491.18	265.48	252.71	244.80	263.32	21,517.36
DSC	168.85	541.45	2,271.14	3,017.46	3,312.93	1,517.96	607.41	339.23	199.03	234.36	233.34	232.75	12,675.91
Transportation	163.16	396.70	1,589.10	2,263.69	1,892.39	853.45	362.04	246.92	222.38	234.36	229.51	231.92	8,685.62
Total	2,793.64	6,737.68	26,080.46	40,479.23	37,227.73	15,348.47	6,761.60	4,066.19	3,204.08	2,518.46	2,467.71	2,537.77	150,223.02

2023-2024	Sep	Oct	Nov	Dec	Jan	Feb	Mar	Apr	May	Jun	Jul	Aug	Total
High School	624.65	1,127.57	3,691.15	2,317.07	6,360.32	2,553.40	1,479.91	1,055.40	521.74	481.22	491.39	722.29	21,426.11
MW Academy	229.51	248.24	277.63	403.09	434.42	315.41	264.96	240.29	229.51	250.55	249.66	250.46	3,393.73
Junior High	318.73	956.48	1,650.68	2,690.96	3,674.67	1,666.30	941.24	564.66	313.70	260.91	265.48	322.09	13,625.90
Travis	524.42	1,166.92	2,266.53	3,713.15	4,382.67	2,027.74	1,139.10	687.28	496.54	514.21	511.29	532.57	17,962.42
Houston	463.88	813.75	1,654.65	2,918.45	3,423.19	1,908.66	1,220.92	623.65	465.45	501.45	500.32	505.97	15,000.34
Lamar	278.30	965.62	2,228.60	3,627.99	4,288.73	1,837.62	1,034.58	773.15	590.73	465.80	410.20	368.36	16,869.68
DSC	235.34	467.16	1,046.21	1,984.36	2,763.05	1,310.92	666.82	388.78	248.80	251.79	250.66	249.66	9,863.55
Transportation	232.38	385.83	782.74	1,167.41	1,412.83	677.01	407.37	307.01	246.65	279.47	261.63	262.95	6,423.28
Total	2,907.21	6,131.57	13,598.19	18,822.48	26,739.88	12,297.06	7,154.90	4,640.22	3,113.12	3,005.40	2,940.63	3,214.35	104,565.01

2024-2025	Sep	Oct	Nov	Dec	Jan	Feb	Mar	Apr	May	Jun	Jul	Aug	Total
High School	494.08	883.14	2,771.20	5,260.93	6,985.88	6,145.25	1,838.34	923.84	1,117.08	1,745.15	1,280.27	602.17	30,047.33
MW Academy	249.66	249.66	321.62	370.82	478.00	490.39	403.80	315.47	270.27	269.20	270.24	269.20	3,958.33
Junior High	340.24	410.92	1,239.18	2,239.71	4,017.82	3,137.97	2,206.87	1,386.69	-	-	-	327.02	15,306.42
Travis	572.92	573.01	1,833.79	2,733.15	4,284.84	2,844.15	2,244.73	715.47	624.09	561.60	539.65	544.85	18,072.25
Houston	505.37	514.57	1,449.87	2,218.99	3,234.22	2,573.97	1,158.74	607.10	547.21	540.98	538.40	545.92	14,435.34
Lamar	344.44	484.80	2,367.47	2,328.79	4,679.79	3,553.22	1,143.22	488.62	397.75	360.72	325.03	359.53	16,833.38
DSC	251.67	264.91	1,351.46	1,854.79	3,314.00	2,674.13	742.55	304.71	272.98	271.78	276.64	275.65	11,855.27
Transportation	271.37	320.48	1,067.75	1,750.81	1,923.33	1,348.13	490.80	362.45	313.29	289.83	287.81	290.71	8,716.76
Total	3,029.75	3,701.49	12,402.34	18,757.99	28,917.88	22,767.21	10,229.05	5,104.35	3,542.67	4,039.26	3,518.04	3,215.05	119,225.08

2025-2026	Sep	Oct	Nov	Dec	Jan	Feb	Mar	Apr	May	Jun	Jul	Aug	Total
High School	666.23	1,006.42	2,112.13										
MW Academy	269.20	271.45	309.13										
Junior High	359.74	542.86											
Travis	546.08	675.38	1,849.98										
Houston	549.39	630.42	1,418.78										
Lamar	355.00	698.80	2,438.44										
DSC	281.29	365.33	1,029.36										
Transportation	289.90	323.42	877.12										
Total	3,316.83	4,514.08	10,034.94	-	-	-	-	-	-	-	-	-	-



BOARD OF TRUSTEES
Agenda Item

MEETING DATE: 1/12/26

MEETING TYPE:

- Regular Meeting
- Special Meeting

AGENDA ITEM TYPE:

- Action Item
- Non-Action Item

BOARD GOALS (check all that apply)

Academic Goals

- Academic Competitiveness
 - Early Literacy (HB3)
 - Early Math (HB3)
 - Other
- Career Certifications (HB3)

Operational Goals

- Promote Community/School Partnerships
- Fiscal Responsibility
- Safe and Secure Schools

TITLE: Investment Report

RECOMMENDED ACTION: It is recommended that the Investment Report be approved as presented.

BOARD POLICY/STATE REGULATION/LAW REFERENCE (if applicable): Board Policy CDA(LOCAL)

OVERVIEW:

The Superintendent or designees, Paul Hearn or Dorinda Brown, shall serve as the investment officer of the District and shall invest District funds as directed by the Board and in accordance with the District's written investment policy and generally accepted accounting procedures. All investment transactions except investment pool funds and mutual funds shall be executed on a delivery versus payment basis. In addition to the quarterly report required by law and signed by the District's investment officer a comprehensive report on the investment program and activity shall be presented annually to the Board.

FISCAL IMPACT: N/A Reporting Only

ATTACHMENTS: Investment Report

DEPARTMENT(S) SUBMITTING FORM: Business and Finance

DEPARTMENT SIGNATURE/APPROVAL:

[Handwritten Signature] [Handwritten Signature]

MINERAL WELLS INDEPENDENT SCHOOL DISTRICT
INVESTMENT TRANSACTION REPORT
FOR THE QUARTER ENDED NOVEMBER 30, 2025

I. INVESTMENT POSITION AS OF NOVEMBER 30, 2025

	<u>Cash</u>		<u>CD's</u>		<u>Lone Star</u>		<u>Total</u>
General Fund	\$ 12,046,005.45	\$	0.00	\$	2,126,849.15	\$	14,172,854.60
Special Revenue	842,302.00		0.00		4.56		842,306.56
Debt Service	1,464,583.29		0.00		1,308,482.80		2,773,066.09
Internal Service	1,167.06		0.00		553,646.65		554,813.71
Trust & Agency	515,766.17		0.00		0.00		515,766.17
Total as of November 30, 2025	\$ 14,869,823.97	\$	0.00	\$	3,988,983.16	\$	18,858,807.13

II. LONE STAR INVESTMENT POOL

The Pool invests solely in obligations of the U.S. Government and its agencies and instrumentalities and in certain other high-quality investments secured by or consisting of such securities. Pool investments are confined to those of the highest quality under the Public Funds Investment Act (U.S. Government obligations), thus effectively eliminating credit risk. Interest rate risk associated with the Pool is low; all securities held by the Pool are required to have a maximum maturity of no more than three years from the date of purchase. Each Fund within the Pool has received the highest rating, that of AAA, from Standard & Poor's as required by the Public Funds Investment Act. The Government Overnight Fund's book value and market value are materially the same. Average rates for the Government Overnight Fund for the months of September, October, and November, 2025 were 4.2519%, 4.1415% and 3.9682% respectively.


The beginning balance in the General Fund's Government Overnight Fund was \$4,100,904.43. A withdrawal of \$2,000,000.00 and deposits of \$25,944.72 were made during the quarter, resulting in an ending balance of \$2,126,849.15 as of November 30, 2025.

The beginning balance in the Food Service Fund's Government Overnight Fund was \$4.51. Interest of \$0.05 was deposited during the quarter, resulting in an ending balance of \$4.56 as of November 30, 2025.

The beginning balance in the Internal Service Fund's (Insurance Fund) Government Overnight Fund was \$547,998.09. Interest of \$5,648.56 was deposited during the quarter, resulting in an ending balance of \$553,646.65 as of November 30, 2025.

The beginning balance in the Debt Service Fund's Government Overnight Fund was \$1,295,133.04. Interest of \$13,349.76 was deposited during the quarter, resulting in an ending balance of \$1,308,482.80 as of November 30, 2025.

The above transactions were in compliance with the District's investment policy and relevant provisions of law.



Paul Hearn, Chief Financial Officer / Investment Officer



Dorinda Brown, Accountant / Investment Officer



BOARD OF TRUSTEES
Agenda Item

MEETING DATE: 1/12/26

MEETING TYPE:

- Regular Meeting
- Special Meeting

AGENDA ITEM TYPE:

- Action Item
- Non-Action Item

BOARD GOALS (check all that apply)

Academic Goals

- Academic Competitiveness
 - Early Literacy (HB3)
 - Early Math (HB3)
 - Other
- Career Certifications (HB3)

Operational Goals

- Promote Community/School Partnerships
- Fiscal Responsibility
- Safe and Secure Schools

TITLE: Discuss, Consider, and Take Any Action Necessary Action Regarding the Minutes of December 8, 2025, Regular Meeting of the Board of Trustees

RECOMMENDED ACTION: It is recommended that the Regular December 8, 2025 Minutes of the Meeting of the Board of Trustees be approved as presented.

BOARD POLICY/STATE REGULATION/LAW REFERENCE (if applicable): BE(LOCAL)

OVERVIEW:

Review and approve minutes from December 8, 2025 Regular Meeting of the Board of Trustees

FISCAL IMPACT: N/A

ATTACHMENTS: Minutes

DEPARTMENT(S) SUBMITTING FORM: Superintendent

DEPARTMENT SIGNATURE/APPROVAL:



**MINERAL WELLS INDEPENDENT SCHOOL DISTRICT
MINERAL WELLS, TEXAS**

SUBJECT: Minutes of Workshop/Regular Board Meeting
PLACE: Boardroom/District Services Complex
DATE: December 8, 2025
TIME: 5:30 p.m.

Board Members Present: Sunny Lee, President - Place 5
Lauretta Poole, Vice President - Place 6
Donna Henderson, Secretary - Place 4
Scott Aaron - Place 1
Brandon Hons - Place 2
Maria Jones - Place 7

Board Members Absent: Joe Ruelas - Place 3

Central Administrators Present: David Tarver, Superintendent
Angie Myrick, Assistant Superintendent of Student Services
Natalie Griffin, Assistant Superintendent of Human Resources
Justic Lascsak, Director of Technology

Call to Order/Establish Quorum: The regular meeting was called to order at 5:30 p.m. by Sunny Lee, President. Let the record show that a quorum of board members was present, that this meeting had been duly called, and that notice of this meeting had been posted.

Closed Session – Texas Government Code 551.074: The Board adjourned into closed session at 6:52 p.m. No action was taken during closed session.

Open Session: The Board reconvened in open session at 7:09 p.m.

Prayer Donna Henderson opened the meeting with prayer.

Pledges – U.S./Texas The Board led the audience in the Pledges of Allegiance.

Mission and Vision Statements Maria Jones read the Mission and Vision Statement.

Public Comment No Public Comment

Special Recognition

Angie Myrick presented the Board State and National Recognition, celebrating our student-athletes and FFA members for outstanding achievements:

Cross Country Academic All-State: Citlali Lopez, Mia Veloz, Johnathan Banuelos, Michael Borjon, Gabriel Borjon

Volleyball Academic All-State: Jaylee Newman

National FFA Choir: Audrey Smith – the first MWHS student ever to qualify!

President’s Report

Nothing to Report

Superintendent’s Report

Hannah Burkhall with United Way presented the School Board and Superintendent with the *Live United Legacy Award*. The award recognizes Mineral Wells ISD’s longstanding participation, generosity, and dedication to improving the lives of families within the community. Ms. Burkhall noted that district records indicate MWISD has been a partner in this fundraiser since 1957 and reported that the district has raised over \$43,000 **this school year**. Superintendent Mr. Tarver reviewed the district’s enrollment and attendance numbers and recognized campus staff for their continued efforts to improve attendance.

Action Items:

Consent Agenda Items:

- A. Monthly Financial Reports and Accounts Payable Listing
- B. Water/Electricity/Gas Reports
- C. Minutes of November 10, 2025, Regular Board Meeting

Maria Jones moved and Laretta Poole seconded a motion to approve the consent agenda items as presented(See attachments) ***The motion passed 6-0 with the following votes: Sunny Lee – Yes, Laretta Poole – Yes, Donna Henderson – Yes, Scott Aaron –Yes, Brandon Hons – Yes, Joe Ruelas – Absent, Maria Jones – Yes***

Discuss, Consider, and Take Any Necessary Action Regarding the Interlocal Bid Agreement: SY 2026-2027 between MWISD and Region 10

Scott Aaron moved and Donna Henderson seconded a motion to approve the Interlocal Bid Agreement: SY 2026-2027 between MWISD and Region 10. (See attachments) ***The motion passed 6-0 with the following votes: Sunny Lee – Yes, Laretta Poole – Yes, Donna Henderson – Yes, Scott Aaron –Yes, Brandon Hons – Yes, Joe Ruelas – Absent, Maria Jones – Yes***

Discuss, Consider and Take Any Necessary Action Regarding the Amended and Restated Interlocal Agreement Between the City of Mineral Wells Tax Increment Financing Reinvestment Zone Number Two and Mineral Wells Independent School District

Scott Aaron moved and Laretta Poole seconded a motion to approve the Amended and Restated Interlocal Agreement Between the City of Mineral Wells Tax Increment Financing Reinvestment Zone Number Two and Mineral Wells Independent School District as presented. (See attachments) ***The motion passed 6-0 with the following votes: Sunny Lee – Yes, Laretta Poole – Yes, Donna Henderson – Yes, Scott Aaron – Yes, Brandon Hons – Yes, Joe Ruelas – Absent, Maria Jones – Yes***

Discuss, Consider and Take Any Necessary Action Regarding the Contract with Texas Connection Academy

Maria Jones moved and Brandon Hons seconded a motion to approve the Contract with Texas Connection Academy. ***The motion passed 5-0-1 with the following votes: Sunny Lee – Abstained, Laretta Poole – Yes, Donna Henderson – Yes, Scott Aaron – Yes, Brandon Hons – Yes, Joe Ruelas – Absent, Maria Jones – Yes***

Discuss, Consider and Take Any Necessary Action Granting Authority to the Superintendent to Take All Actions Necessary for Demolition of the Property Commonly Known as the Old Fannin High School, Located at 602 West Hubbard, Mineral Wells, Texas 76067

Maria Jones moved and Scott Aaron seconded a motion to grant authority to the Superintendent to take all actions necessary for demolition of the property commonly known as the Old Fannin High School, located at 602 West Hubbard, Mineral Wells, Texas 76067. ***The motion passed 6-0 with the following votes: Sunny Lee – Yes, Laretta Poole – Yes, Donna Henderson – Yes, Scott Aaron – Yes, Brandon Hons – Yes, Joe Ruelas – Absent, Maria Jones – Yes***

Discuss, Consider, and Take Any Necessary Action Regarding the Approval of Localized Policy Manual Update 126

Scott Aaron moved and Laretta Poole seconded a motion to approve the Localized Policy Manual Update 126. (See attachments) ***The motion passed 6-0 with the following votes: Sunny Lee – Yes, Laretta Poole – Yes, Donna Henderson – Yes, Scott Aaron – Yes, Brandon Hons – Yes, Joe Ruelas – Absent, Maria Jones – Yes***

Information Only:

Mr. Tarver provided the Board with a brief update on activities happening across the district.

**Action Item:
Vote on Closed Session Items**

No action was taken on items in closed session.

Adjournment

Upon a motion by Maria Jones and seconded by Laretta Poole, the meeting was adjourned at 7:36 p.m. ***The motion passed 6-0.***

Sunny Lee, President

Donna Henderson, Secretary



**MINERAL WELLS INDEPENDENT SCHOOL DISTRICT
MINERAL WELLS, TEXAS**

SUBJECT: Minutes of Workshop/Regular Board Meeting
PLACE: Boardroom/District Services Complex
DATE: December 8, 2025
TIME: 5:30 p.m.

Board Members Present: Sunny Lee, President - Place 5
Lauretta Poole, Vice President - Place 6
Donna Henderson, Secretary - Place 4
Scott Aaron - Place 1
Brandon Hons - Place 2
Maria Jones - Place 7

Board Members Absent: Joe Ruelas - Place 3

Central Administrators Present: David Tarver, Superintendent
Angie Myrick, Assistant Superintendent of Student Services
Natalie Griffin, Assistant Superintendent of Human Resources
Justic Lascsak, Director of Technology

Call to Order/Establish Quorum: The regular meeting was called to order at 5:30 p.m. by Sunny Lee, President. Let the record show that a quorum of board members was present, that this meeting had been duly called, and that notice of this meeting had been posted.

Closed Session – Texas Government Code 551.074: The Board adjourned into closed session at 6:52 p.m. No action was taken during closed session.

Open Session: The Board reconvened in open session at 7:09 p.m.

Prayer Donna Henderson opened the meeting with prayer.

Pledges – U.S./Texas The Board led the audience in the Pledges of Allegiance.

Mission and Vision Statements Maria Jones read the Mission and Vision Statement.

Public Comment No Public Comment

Special Recognition

Angie Myrick presented the Board State and National Recognition, celebrating our student-athletes and FFA members for outstanding achievements:

Cross Country Academic All-State: Citlali Lopez, Mia Veloz, Johnathan Banuelos, Michael Borjon, Gabriel Borjon

Volleyball Academic All-State: Jaylee Newman

National FFA Choir: Audrey Smith – the first MWHS student ever to qualify!

President’s Report

Nothing to Report

Superintendent’s Report

Hannah Burkhall with United Way presented the School Board and Superintendent with the *Live United Legacy Award*. The award recognizes Mineral Wells ISD’s longstanding participation, generosity, and dedication to improving the lives of families within the community. Ms. Burkhall noted that district records indicate MWISD has been a partner in this fundraiser since 1957 and reported that the district has raised over \$43,000 **this school year**.

Superintendent Mr. Tarver reviewed the district’s enrollment and attendance numbers and recognized campus staff for their continued efforts to improve attendance.

Action Items:

Consent Agenda Items:

- A. Monthly Financial Reports and Accounts Payable Listing
- B. Water/Electricity/Gas Reports
- C. Minutes of November 10, 2025, Regular Board Meeting

Maria Jones moved and Laretta Poole seconded a motion to approve the consent agenda items as presented(See attachments) ***The motion passed 6-0 with the following votes: Sunny Lee – Yes, Laretta Poole – Yes, Donna Henderson – Yes, Scott Aaron –Yes, Brandon Hons – Yes, Joe Ruelas – Absent, Maria Jones – Yes***

Discuss, Consider, and Take Any Necessary Action Regarding the Interlocal Bid Agreement: SY 2026-2027 between MWISD and Region 10

Scott Aaron moved and Donna Henderson seconded a motion to approve the Interlocal Bid Agreement: SY 2026-2027 between MWISD and Region 10. (See attachments) ***The motion passed 6-0 with the following votes: Sunny Lee – Yes, Laretta Poole – Yes, Donna Henderson – Yes, Scott Aaron –Yes, Brandon Hons – Yes, Joe Ruelas – Absent, Maria Jones – Yes***

Discuss, Consider and Take Any Necessary Action Regarding the Amended and Restated Interlocal Agreement Between the City of Mineral Wells Tax Increment Financing Reinvestment Zone Number Two and Mineral Wells Independent School District

Scott Aaron moved and Laretta Poole seconded a motion to approve the Amended and Restated Interlocal Agreement Between the City of Mineral Wells Tax Increment Financing Reinvestment Zone Number Two and Mineral Wells Independent School District as presented. (See attachments) ***The motion passed 6-0 with the following votes: Sunny Lee – Yes, Laretta Poole – Yes, Donna Henderson – Yes, Scott Aaron – Yes, Brandon Hons – Yes, Joe Ruelas – Absent, Maria Jones – Yes***

Discuss, Consider and Take Any Necessary Action Regarding the Contract with Texas Connection Academy.

Maria Jones moved and Brandon Hons seconded a motion to approve the Contract with Texas Connection Academy. *The motion passed 5-0-1 with the following votes: Sunny Lee – Abstained, Laretta Poole – Yes, Donna Henderson – Yes, Scott Aaron – Yes, Brandon Hons – Yes, Joe Ruelas – Absent, Maria Jones – Yes*

Discuss, Consider and Take Any Necessary Action Granting Authority to the Superintendent to Take All Actions Necessary for Demolition of the Property Commonly Known as the Old Fannin High School, Located at 602 West Hubbard, Mineral Wells, Texas 76067

Maria Jones moved and Scott Aaron seconded a motion to grant authority to the Superintendent to take all actions necessary for demolition of the property commonly known as the Old Fannin High School, located at 602 West Hubbard, Mineral Wells, Texas 76067. *The motion passed 6-0 with the following votes: Sunny Lee – Yes, Laretta Poole – Yes, Donna Henderson – Yes, Scott Aaron – Yes, Brandon Hons – Yes, Joe Ruelas – Absent, Maria Jones – Yes*

Discuss, Consider, and Take Any Necessary Action Regarding the Approval of Localized Policy Manual Update 126

Scott Aaron moved and Laretta Poole seconded a motion to approve the Localized Policy Manual Update 126. (See attachments) *The motion passed 6-0 with the following votes: Sunny Lee – Yes, Laretta Poole – Yes, Donna Henderson – Yes, Scott Aaron – Yes, Brandon Hons – Yes, Joe Ruelas – Absent, Maria Jones – Yes*

Information Only:

Mr. Tarver provided the Board with a brief update on activities happening across the district.

**Action Item:
Vote on Closed Session Items**

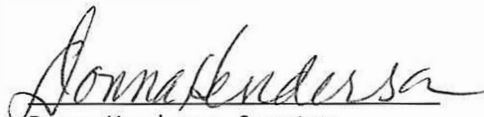
No action was taken on items in closed session.

Adjournment

Upon a motion by Maria Jones and seconded by Laretta Poole, the meeting was adjourned at 7:36 p.m. *The motion passed 6-0.*



Sunny Lee, President


Donna Henderson, Secretary

January 12, 2026

To: Board of Trustees, Mineral Wells ISD

RE: School First Annual Financial Report


We received our 2024-2025 Financial Integrity Rating for the 2023-2024 fiscal year from the Texas Education Agency. The District was awarded an A – Superior Achievement rating, scoring 94 out of 100. The rating system had 20 indicators. We received maximum points on all indicators except indicators 7 and 11. The District's cash on hand compared to operating expenditures ratio received 6 out of 10 possible points. The District's total assets was \$60,220,112 compared to \$39,603,730 long-term liabilities which scored 8 out of 10 points.

The link to the completed report is:

<https://tealprod.tea.state.tx.us/First/forms/District.aspx?year=2023&district=182903>

Title 19 Texas Administrative Code Chapter 109, Budgeting, Accounting and Auditing Subchapter AA, Commissioner's Rules Concerning Financial Accountability Rating System, Section 109.1005 requires additional information to be reported with this letter. I have included this information in a separate chart following the 20 indicators.

Sincerely,



Paul Hearn, CPA
Chief Financial Officer
MWISD

RATING YEAR **2024-2025** DISTRICT NUMBER **district #** [Select An Option](#) [Help](#) [Home](#)



Financial Integrity Rating System of Texas

2024-2025 RATINGS BASED ON SCHOOL YEAR 2023-2024 DATA - DISTRICT STATUS DETAIL

Name: MINERAL WELLS ISD(182903)	Publication Level 1: 8/8/2025 12:54:09 PM
Status: Passed	Publication Level 2: 8/8/2025 4:49:42 PM
Rating: A = Superior Achievement	Last Updated: 8/8/2025 4:49:42 PM
District Score: 94	Passing Score: 70

#	Indicator Description	Updated	Score
1	Was the complete annual financial report (AFR) and data submitted to the TEA within 30 days of the November 27 or January 28 deadline depending on the school district’s fiscal year end date of June 30 or August 31, respectively?	4/23/2025 6:09:54 PM	Yes
2	Was there an unmodified opinion in the AFR on the financial statements as a whole? (The American Institute of Certified Public Accountants (AICPA) defines unmodified opinion. The external independent auditor determines if there was an unmodified opinion.)	4/23/2025 6:09:54 PM	Yes
3	Was the school district in compliance with the payment terms of all debt agreements at fiscal year end? (If the school district was in default in a prior fiscal year, an exemption applies in following years if the school district is current on its forbearance or payment plan with the lender and the payments are made on schedule for the fiscal year being rated. Also exempted are technical defaults that are not related to monetary defaults. A technical default is a failure to uphold the terms of a debt covenant, contract, or master promissory note even though payments to the lender, trust, or sinking fund are current. A debt agreement is a legal agreement between a debtor (= person, company, etc. that owes money) and their creditors, which includes a plan for paying back the debt.)	4/23/2025 6:09:54 PM	Yes
4	Did the school district make timely payments to the Teachers Retirement System (TRS), Texas Workforce Commission (TWC), Internal Revenue Service (IRS), and other government agencies? (If the school district received a warrant hold and the warrant hold was not cleared within 30 days from the date the warrant hold was issued, the school district is considered to not have made timely payments and will fail critical indicator 4. If the school district was issued a warrant hold, the maximum points and highest rating that the school district may receive is 95 points, A = Superior Achievement, even if the issue surrounding the initial warrant hold was resolved and cleared within 30 days.)	4/23/2025 6:09:54 PM	Yes Ceiling Passed
			1 Multiplier Sum
5	Was the total net position in the governmental activities column in the Statement of Net Position (net of accretion of interest for capital appreciation bonds, net pension liability, and other post-employment benefits) greater than zero? (If it is not, the maximum points and highest rating that the school district may receive is 79 points, C = Meets Standard Achievement, unless the school district has an increase of students in membership over 5 years of 7 percent or more or 1,000 or more students in membership. If the school district has an increase of students in membership over 5 years of 7 percent or more or 1,000 or more students in membership, the	4/23/2025 6:09:54 PM	Ceiling Passed

	<u>maximum points and highest rating that the school district may receive is 89 points, B = Above Standard Achievement.)</u>		
6	<u>Was the average change in (assigned and unassigned) fund balances over 3 years less than a 25 percent decrease or did the current year's assigned and unassigned fund balances exceed 75 days of operational expenditures? (If the school district fails indicator 6, the maximum points and highest rating that the school district may receive is 89 points, B = Above Standard Achievement.)</u>	4/23/2025 6:09:54 PM	Ceiling Passed
7	<u>Was the number of days of cash on hand and current investments in the general fund for the school district sufficient to cover operating expenditures (excluding facilities acquisition and construction)? See ranges below in the Determination of Points section.</u>	4/23/2025 6:09:54 PM	6
8	<u>Was the measure of current assets to current liabilities ratio for the school district sufficient to cover short-term debt? See ranges below in the Determination of Points section.</u>	4/23/2025 6:09:54 PM	10
9	<u>Did the school district's general fund revenues equal or exceed expenditures (excluding facilities acquisition and construction)? If not, was the school district's number of days of cash on hand greater than or equal to 60 days? See ranges below in the Determination of Points section.</u>	4/23/2025 6:09:54 PM	10
10	This indicator is not being evaluated.		10
11	<u>Was the ratio of long-term liabilities to total assets for the school district sufficient to support long-term solvency? (If the school district's increase of students in membership over 5 years was 7 percent or more or 1,000 or more students in membership, then the school district passes this indicator.)</u>	4/23/2025 6:09:54 PM	8
12	<u>What is the correlation between future debt requirements and the district's assessed property value?</u>	4/23/2025 6:09:54 PM	10
13	<u>Was the school district's administrative cost ratio equal to or less than the threshold ratio? See ranges below in the Determination of Points section.</u>	4/23/2025 6:09:54 PM	10
14	<u>Did the school district not have a 15 percent decline in the students to staff ratio over 3 years (total enrollment to total staff)? If the student enrollment did not decrease, the school district will automatically pass this indicator.</u>	4/23/2025 6:09:54 PM	10
15	<u>Was the school district's ADA within the allotted range of the district's biennial pupil projection(s) submitted to TEA? If the district did not submit pupil projections to TEA, did it certify TEA's projections? See ranges below in the Determination of Points section.</u>	4/23/2025 6:09:54 PM	5
16	<u>Did the comparison of Public Education Information Management System (PEIMS) data to like information in the school district's AFR result in a total variance of less than 3 percent of all expenditures by function? (If the school district fails indicator 16, the maximum points and highest rating that the school district may receive is 89 points, B = Above Standard Achievement.)</u>	4/23/2025 6:09:54 PM	Ceiling Passed
17	<u>Did the external independent auditor report that the AFR was free of any instance(s) of material weaknesses in internal controls over financial reporting and compliance for local, state, or federal funds and free from substantial doubt about the school district's ability to continue as a going concern? (The AICPA defines material weakness.) (If the school district fails indicator 17, the maximum points and highest rating that the school district may receive is 79 points, C = Meets Standard Achievement.)</u>	4/23/2025 6:09:54 PM	Ceiling Passed
18	<u>Did the external independent auditor indicate the AFR was free of any instance(s) of material noncompliance for grants, contracts, and laws related to local, state, or federal funds? (The AICPA defines material noncompliance.)</u>	4/23/2025 6:09:54 PM	10
19	<u>Did the school district post the required financial information on its website in accordance with Government Code, Local Government Code, Texas Education Code, Texas Administrative Code and other statutes, laws and rules that were in effect at the school district's fiscal year end?</u>	4/23/2025 6:09:54 PM	5

20	<u>Did the school district's administration and school board members discuss any changes and/or impact to local, state, and federal funding at a board meeting within 120 days before the district adopted its budget?</u>	4/23/2025 6:09:54 PM	Ceiling Passed
21	<u>Did the school district receive an adjusted repayment schedule for more than one fiscal year for an over-allocation of Foundation School Program (FSP) funds because of a financial hardship?</u>	4/23/2025 6:09:54 PM	Ceiling Passed
			94 Weighted Sum
			1 Multiplier Sum
			(100 Ceiling)
			94 Score

DETERMINATION OF RATING

A.	Did the school district fail any of the critical indicators 1, 2, 3, or 4? If so, the school district's rating is F for Substandard Achievement regardless of points earned.	
B.	Determine the rating by the applicable number of points.	
	A = Superior Achievement	90-100
	B = Above Standard Achievement	80-89
	C = Meets Standard Achievement	70-79
	F = Substandard Achievement	<70
<p>No Rating = A school district receiving territory that annexes with a school district ordered by the commissioner under TEC 13.054, or consolidation under Subchapter H, Chapter 41. No rating will be issued for the school district receiving territory until the third year after the annexation/consolidation.</p> <p>The school district receives an F if it scores below the minimum passing score, if it failed any critical indicator 1, 2, 3, or 4, if the AFR or the data were not both complete, or if either the AFR or the data were not submitted on time for FIRST analysis.</p>		

CEILING INDICATORS

<p>Did the school district meet the criteria for any of the following ceiling indicators 4, 5, 6, 16, 17, 20, or 21? If so, the school district's applicable maximum points and rating are disclosed below. Please note, an F = Substandard Achievement Rating supersedes any rating earned as the result of the school district meeting the criteria of a ceiling indicator.</p>		
Determination of rating based on meeting ceiling criteria.	Maximum Points	Maximum Rating
Indicator 4 (Timely Payments) - School district was issued a warrant hold.	95	A = Superior Achievement
Indicator 5 (Total Net Position) - Negative total net position and do not have 7% or more or 1.000 or more increase in growth in students in membership over 5 years.	79	C = Meets Standard Achievement

Indicator 6 (Average Change in Fund Balance) - Response to indicator is <i>No</i> .	89	B = Above Standard Achievement
Indicator 16 (PEIMS to AFR) - Response to indicator is <i>No</i> .	89	B = Above Standard Achievement
Indicator 17 (Material Weaknesses) - Response to indicator is <i>No</i> .	79	C = Meets Standard Achievement
Indicator 20 (Property Values and Tax Discussion) - Response to indicator is <i>No</i> .	89	B = Above Standard Achievement
Indicator 21 (FSP Repayment Plan) - Response to indicator is <i>Yes</i> .	70	C = Meets Standard Achievement

Home Page: [Financial Compliance | Texas Education Agency](#) | Send comments or suggestions to FinancialAccountability@tea.texas.gov

THE TEXAS EDUCATION AGENCY
 1701 NORTH CONGRESS AVENUE · AUSTIN, TEXAS, 78701 · (512) 463-9734

FIRST 5.15.11.0

School FIRST Annual Financial Management Report

Mineral Wells ISD

Title 19 Texas Administrative Code Chapter 109, Budgeting, Accounting, and Auditing Subchapter AA, Commissioner's Rules Concerning Financial Accountability Rating System, Section 109.1001(q). Effective 8/1/2018. The template has been established to help the districts in gathering their data and presenting it at their School FIRST hearing. The template may not be all inclusive.

Superintendent's Current Employment Contract

A copy of the superintendent's current employment contract at the time of the School FIRST hearing is to be provided. In lieu of publication in the annual School FIRST financial management report, the school district may choose to publish the superintendent's employment contract on the school district's Internet site. If published on the Internet, the contract is to remain accessible for twelve months.

Reimbursements Received by the Superintendent and Board Members

For the Twelve-Month Period
 Ended June 30 or August 31, 2024

Description of Reimbursements	Dr. John Kuhn	David Tarver	Brandon Hons	Joe Ruelas	Donna Henderson	Sunny Lee	Lauretta Poole	Maria Jones	Scott Aaron
Meals	100.00			356.46				52.22	
Lodging	708.29	590.68	717.52	737.48	717.52	717.52	737.48	1455.00	
Transportation	53.58		66.29	107.29	66.29	66.29	212.29	278.58	
Motor Fuel	495.00	485.00	660.00	565.00	565.00	1155.00	515.00	1000.00	60.00
Other									
Total	\$1,356.87	\$1,075.68	\$1,443.81	\$1,766.23	\$1,348.81	\$1,938.81	\$1,464.77	\$2,785.80	\$60.00

All "reimbursements" expenses, regardless of the manner of payment, including direct pay, credit card, cash, and purchase order are to be reported. Items to be reported per category include:
 Meals – Meals consumed out of town, and in-district meals at area restaurants (outside of board meetings, excludes catered board meeting meals).
 Lodging - Hotel charges.
 Transportation - Airfare, car rental (can include fuel on rental, taxis, mileage reimbursements, leased cars, parking and tolls).
 Motor fuel – Gasoline.
 Other: - Registration fees, telephone/cell phone, internet service, fax machine, and other reimbursements (or on-behalf of) to the superintendent and board member not defined above.

Outside Compensation and/or Fees Received by the Superintendent for Professional Consulting and/or Other Personal Services

For the Twelve-Month Period
 Ended June 30 or August 31, 20XX
Name(s) of Entity(ies)

Amount Received
 \$

Total \$0.00

Compensation does not include business revenues generated from a family business (farming, ranching, etc.) that has no relation to school district business.

Gifts Received by Executive Officers and Board Members (and First Degree Relatives, if any) (gifts that had an economic value of \$250 or more in the aggregate in the fiscal year)

For the Twelve-Month Period
 Ended June 30 or August 31, 20XX

	Superintendent	Board Member 1	Board Member 2	Board Member 3	Board Member 4	Board Member 5	Board Member 6	Board Member 7
\$	\$	\$	\$	\$	\$	\$	\$	\$

Note – An executive officer is defined as the superintendent, unless the board of trustees or the district administration names additional staff under this classification for local officials.

Business Transactions Between School District and Board Members

For the Twelve-Month Period
 Ended June 30 or August 31, 20XX

	Board Member 1	Board Member 3	Board Member 4	Board Member 5	Board Member 6	Board Member 7
Amounts	\$	565.00 \$	\$	\$	\$	\$

Note - The summary amounts reported under this disclosure are not to duplicate the items disclosed in the summary schedule of reimbursements received by board members.



Texas Academic Performance Report
(TAPR)
2024 - 2025

Purpose & Overview

What TAPR Is & Why It Matters

- The Texas Academic Performance Report (TAPR) is an annual report issued by the Texas Education Agency that summarizes district performance, student outcomes, discipline, and school safety data.
- TAPR supports transparency, accountability, and long-term improvement planning.

Reporting Requirements to the Board

- Texas school districts are required to formally present TAPR information to the Board of Trustees.
- The report is also publicly posted for community access.

Areas of Focus

- Higher Education & Postsecondary Readiness
- Discipline Trends & Student Supports
- Safe Schools & Student Protection

Distinction Designations



MW Schools



MWISD

Enrollment & Student Profile

Enrollment Trends (3–5 Years)

- Overall enrollment has remained relatively stable with normal cohort shifts across grade levels.
- Mobility and continuous enrollment patterns continue to be monitored as part of accountability and intervention planning.

Demographic Highlights

- The district serves a diverse student population, including economically disadvantaged students, students receiving special education services, and emergent bilingual students.

Program Participation

- Students participate in a range of instructional programs including Special Education, Bilingual/ESL, Career & Technical Education, and advanced coursework opportunities.

Academic Performance Snapshot

STAAR Performance Trends

- Overall STAAR performance shows relative stability across content areas with variation by grade level and subject.
- Performance is strongest at the Approaches level, with continued focus needed on Meets and Masters outcomes.

Key Strengths & Growth Areas

- Strong performance trends in several end-of-course assessments.
- Ongoing improvement efforts are targeted toward literacy, mathematics, and accelerated learning.

Notable Subgroup Patterns

- Achievement gaps persist among certain student groups, reinforcing the need for targeted instructional supports and interventions.

Graduation & Attendance

Graduation Rate Trends

- Graduation rates remain a district strength and align closely with state expectations.

Dropout Rate

- Dropout rates continue to remain low and are closely monitored through early-warning indicators.

Attendance Rate & Implications

- Attendance remains a critical focus area due to its direct impact on student achievement, accountability measures, and funding.

Higher Education & CCMR

CCMR Performance Summary

- The district continues to meet College, Career, and Military Readiness indicators through a combination of coursework, assessments, and certifications.

College Enrollment Indicators

- Graduates enroll in postsecondary education through a mix of two-year colleges, four-year universities, and technical programs.

Career & Military Readiness Highlights

- Industry-based certifications, workforce preparation, and military pathways support multiple post-graduation options for students.

Advanced Coursework & Pathways

Dual Credit, AP, & IB Participation

- Students participate in advanced academic coursework aligned with postsecondary expectations.

Career Pathways & Certifications

- Career pathways support workforce readiness through aligned coursework and credential opportunities.

Postsecondary Partnerships

- Partnerships with colleges and community organizations strengthen access to advanced learning and career preparation.

Discipline Overview

Overall Discipline Trends

- Discipline data reflects consistent monitoring of student behavior and campus safety.

ISS, OSS, & DAEP Comparisons

- In-school supports are emphasized when appropriate, with out-of-school removals used in accordance with legal requirements.

Mandatory vs. Discretionary Removals

- Mandatory removals are applied as required by law; discretionary removals are evaluated with an emphasis on student growth and safety.

Discipline Lag Year Data

D-EXPULSION ACTIONS	C11	HISPANIC/LATINO	N/A
	C14	WHITE	N/A
E-DAEP PLACEMENTS	C17	BLACK OR AFRICAN AMERICAN	N/A
	C18	HISPANIC/LATINO	53
	C20	TWO OR MORE RACES	N/A
	C21	WHITE	110
F-OUT OF SCHOOL SUSPENSIONS	C24	BLACK OR AFRICAN AMERICAN	N/A
	C25	HISPANIC/LATINO	78
	C27	TWO OR MORE RACES	N/A
	C28	WHITE	194
G-IN SCHOOL SUSPENSIONS	C30	ASIAN	N/A
	C31	BLACK OR AFRICAN AMERICAN	59
	C32	HISPANIC/LATINO	290
	C34	TWO OR MORE RACES	N/A
	C35	WHITE	485

Texas High School Graduates From FY 2024 Enrolled in Texas Public Higher Education Fall 2024

MINERAL WELLS ISD	182903	WEATHERFORD COLLEGE (003664)	24
		TARLETON STATE UNIVERSITY (003631)	15
		TEXAS TECH UNIVERSITY (003644)	7
		Other Public 4-yr Institution (7)	9
		Other Public 2-yr Institution (3)	3
		Not trackable	4
		Not found	149
		<i>Total high school graduates</i>	<i>211</i>

Strengths, Next Steps & Questions

Celebrations

- Strong graduation outcomes
- Continued CCMR success
- Stable academic performance trends

Challenges

- Closing achievement gaps
- Improving attendance
- Increasing Meets/Masters performance levels

Priority Actions

- Targeted instructional support
- Continued focus on student engagement and safety
- Alignment of improvement plans to TAPR findings

2024-25 Texas Academic Performance Report (TAPR)

District Name: MINERAL WELLS ISD

District Number: 182903

2025 District Accountability Score: B

2025 Special Education Determination Status:

Needs Assistance

This page is intentionally blank.

Texas Education Agency
2024-25 STAAR Performance (TAPR)
 MINERAL WELLS ISD (182903) - PALO PINTO COUNTY

	School Year	State	Region 11	District	African American	Hispanic	White	American Indian	Asian	Pacific Islander	Two or More Races	Special Ed (Current)	Special Ed (Former)	Continuously Enrolled	Non-Continuously Enrolled	Econ Disadv	EB / EL (Current & Monitored)
STAAR Performance Rates by Tested Grade, Subject, and Performance Level																	
Grade 3 Reading																	
At Approaches Grade Level or Above	2025	77%	78%	76%	71%	70%	79%	*	*	*	86%	55%	89%	79%	64%	73%	76%
	2024	74%	74%	74%	60%	62%	83%	-	*	*	100%	45%	86%	72%	83%	71%	49%
At Meets Grade Level or Above	2025	52%	52%	49%	29%	40%	55%	*	*	*	71%	32%	78%	51%	41%	43%	40%
	2024	48%	48%	43%	30%	28%	53%	-	*	*	71%	20%	57%	39%	60%	38%	18%
At Masters Grade Level	2025	23%	23%	22%	14%	20%	23%	*	*	*	29%	15%	22%	25%	11%	15%	22%
	2024	21%	20%	15%	20%	7%	19%	-	*	*	29%	7%	0%	12%	28%	11%	0%
Grade 3 Mathematics																	
At Approaches Grade Level or Above	2025	71%	72%	65%	71%	60%	69%	*	*	*	50%	39%	89%	68%	53%	64%	70%
	2024	70%	71%	71%	50%	68%	75%	-	*	*	83%	24%	100%	70%	75%	69%	59%
At Meets Grade Level or Above	2025	46%	47%	39%	29%	31%	43%	*	*	*	50%	29%	44%	44%	21%	35%	36%
	2024	42%	44%	42%	10%	31%	52%	-	*	*	67%	19%	71%	41%	50%	37%	25%
At Masters Grade Level	2025	19%	21%	13%	14%	8%	15%	*	*	*	17%	10%	11%	14%	9%	12%	12%
	2024	15%	16%	13%	0%	6%	19%	-	*	*	17%	10%	0%	11%	20%	11%	5%
Grade 4 Reading																	
At Approaches Grade Level or Above	2025	81%	81%	69%	70%	58%	76%	-	*	*	88%	37%	71%	70%	64%	64%	50%
	2024	81%	81%	77%	67%	80%	74%	*	*	-	100%	49%	67%	78%	75%	75%	82%
At Meets Grade Level or Above	2025	54%	54%	37%	40%	29%	43%	-	*	*	38%	16%	43%	34%	44%	31%	24%
	2024	51%	51%	41%	33%	40%	41%	*	*	-	50%	29%	33%	40%	46%	36%	36%
At Masters Grade Level	2025	24%	23%	8%	20%	3%	11%	-	*	*	13%	2%	14%	6%	14%	4%	0%
	2024	23%	23%	15%	0%	9%	17%	*	*	-	33%	2%	0%	14%	16%	11%	14%
Grade 4 Mathematics																	
At Approaches Grade Level or Above	2025	69%	69%	66%	70%	61%	71%	-	*	*	63%	29%	78%	69%	58%	63%	57%
	2024	69%	68%	74%	67%	75%	72%	*	*	-	83%	43%	50%	76%	69%	70%	73%
At Meets Grade Level or Above	2025	47%	46%	45%	50%	36%	53%	-	*	*	38%	16%	56%	45%	46%	39%	31%
	2024	46%	45%	49%	50%	41%	53%	*	*	-	67%	32%	50%	50%	46%	47%	43%
At Masters Grade Level	2025	24%	23%	25%	10%	17%	31%	-	*	*	38%	10%	22%	26%	23%	20%	13%
	2024	21%	21%	21%	0%	14%	24%	*	*	-	50%	5%	17%	20%	24%	20%	18%
Grade 5 Reading																	

Texas Education Agency
2024-25 STAAR Performance (TAPR)
 MINERAL WELLS ISD (182903) - PALO PINTO COUNTY

	School Year	State	Region 11	District	African American	Hispanic	White	American Indian	Asian	Pacific Islander	Two or More Races	Special Ed (Current)	Special Ed (Former)	Continuously Enrolled	Non-Continuously Enrolled	Econ Disadv	EB / EL (Current & Monitored)
At Approaches Grade Level or Above	2025	77%	77%	68%	75%	70%	65%	-	*	*	67%	33%	67%	69%	64%	63%	71%
	2024	79%	79%	67%	50%	74%	64%	-	*	-	71%	40%	*	71%	59%	65%	80%
At Meets Grade Level or Above	2025	58%	58%	46%	38%	43%	47%	-	*	*	56%	26%	50%	47%	42%	40%	44%
	2024	55%	55%	42%	38%	42%	43%	-	*	-	0%	19%	*	43%	39%	38%	42%
At Masters Grade Level	2025	30%	30%	18%	13%	13%	21%	-	*	*	22%	4%	0%	18%	17%	12%	7%
	2024	29%	28%	19%	13%	22%	19%	-	*	-	0%	4%	*	17%	23%	17%	24%
Grade 5 Mathematics																	
At Approaches Grade Level or Above	2025	74%	73%	74%	50%	79%	73%	-	*	*	56%	43%	83%	76%	70%	68%	78%
	2024	77%	76%	71%	63%	73%	70%	-	*	-	71%	41%	*	73%	67%	68%	87%
At Meets Grade Level or Above	2025	47%	46%	47%	25%	46%	48%	-	*	*	56%	28%	67%	48%	44%	41%	51%
	2024	50%	50%	49%	38%	53%	47%	-	*	-	29%	29%	*	49%	48%	46%	67%
At Masters Grade Level	2025	22%	21%	23%	13%	16%	27%	-	*	*	22%	2%	17%	23%	22%	20%	24%
	2024	19%	20%	20%	0%	22%	21%	-	*	-	14%	12%	*	20%	22%	17%	29%
Grade 5 Science																	
At Approaches Grade Level or Above	2025	65%	64%	64%	38%	59%	69%	-	*	*	67%	37%	83%	66%	59%	59%	56%
	2024	58%	58%	60%	50%	57%	61%	-	*	-	71%	37%	*	62%	55%	54%	62%
At Meets Grade Level or Above	2025	31%	30%	28%	25%	20%	35%	-	*	*	22%	24%	17%	28%	28%	24%	22%
	2024	28%	28%	30%	13%	26%	33%	-	*	-	29%	22%	*	29%	35%	26%	22%
At Masters Grade Level	2025	12%	12%	11%	13%	5%	14%	-	*	*	22%	11%	17%	11%	11%	10%	7%
	2024	11%	11%	11%	0%	7%	14%	-	*	-	0%	4%	*	10%	13%	9%	9%
Grade 6 Reading																	
At Approaches Grade Level or Above	2025	77%	78%	69%	50%	74%	65%	-	*	-	67%	31%	100%	67%	72%	67%	79%
	2024	77%	78%	68%	83%	65%	70%	-	*	*	67%	17%	83%	68%	68%	64%	62%
At Meets Grade Level or Above	2025	56%	58%	46%	50%	47%	45%	-	*	-	33%	16%	60%	45%	51%	43%	49%
	2024	57%	57%	43%	33%	37%	49%	-	*	*	33%	6%	50%	41%	47%	39%	42%
At Masters Grade Level	2025	29%	30%	20%	0%	19%	23%	-	*	-	11%	2%	0%	19%	23%	17%	21%
	2024	26%	26%	18%	0%	14%	21%	-	*	*	17%	0%	33%	18%	18%	13%	12%
Grade 6 Mathematics																	
At Approaches Grade Level or Above	2025	74%	75%	69%	50%	71%	68%	-	*	-	67%	49%	*	66%	78%	65%	85%
	2024	72%	72%	73%	83%	76%	68%	-	*	*	83%	24%	100%	74%	70%	71%	78%

Texas Education Agency
2024-25 STAAR Performance (TAPR)
 MINERAL WELLS ISD (182903) - PALO PINTO COUNTY

	School Year	State	Region 11	District	African American	Hispanic	White	American Indian	Asian	Pacific Islander	Two or More Races	Special Ed (Current)	Special Ed (Former)	Continuously Enrolled	Non-Continuously Enrolled	Econ Disadv	EB / EL (Current & Monitored)
At Meets Grade Level or Above	2025	40%	41%	42%	25%	38%	45%	-	*	-	44%	29%	*	41%	44%	38%	48%
	2024	39%	40%	39%	0%	37%	41%	-	*	*	33%	6%	50%	40%	36%	34%	34%
At Masters Grade Level	2025	16%	17%	11%	0%	11%	12%	-	*	-	11%	4%	*	10%	14%	9%	13%
	2024	14%	14%	12%	0%	8%	14%	-	*	*	17%	0%	33%	12%	11%	7%	8%
Grade 7 Reading																	
At Approaches Grade Level or Above	2025	76%	77%	64%	50%	63%	66%	-	*	*	40%	12%	100%	64%	64%	60%	58%
	2024	74%	75%	58%	43%	63%	57%	*	*	-	36%	24%	57%	57%	60%	52%	61%
At Meets Grade Level or Above	2025	54%	54%	38%	17%	32%	45%	-	*	*	40%	6%	60%	36%	46%	34%	34%
	2024	54%	55%	38%	14%	39%	39%	*	*	-	27%	19%	29%	35%	45%	31%	39%
At Masters Grade Level	2025	27%	27%	14%	0%	9%	18%	-	*	*	20%	0%	0%	12%	20%	9%	9%
	2024	29%	30%	16%	0%	14%	19%	*	*	-	9%	0%	0%	14%	23%	14%	22%
Grade 7 Mathematics																	
At Approaches Grade Level or Above	2025	55%	56%	34%	33%	31%	36%	-	-	-	60%	20%	*	31%	44%	34%	27%
	2024	56%	56%	38%	14%	48%	35%	*	-	-	14%	15%	40%	37%	42%	35%	50%
At Meets Grade Level or Above	2025	33%	34%	13%	0%	10%	16%	-	-	-	20%	6%	*	10%	19%	13%	11%
	2024	34%	33%	11%	0%	13%	12%	*	-	-	0%	10%	20%	12%	11%	10%	12%
At Masters Grade Level	2025	11%	11%	1%	0%	1%	1%	-	-	-	0%	0%	*	1%	2%	1%	0%
	2024	11%	10%	1%	0%	3%	0%	*	-	-	0%	0%	0%	1%	3%	2%	0%
Grade 8 Reading																	
At Approaches Grade Level or Above	2025	82%	82%	68%	75%	68%	69%	*	-	-	57%	35%	*	64%	83%	63%	73%
	2024	81%	80%	64%	63%	71%	56%	*	*	-	67%	25%	*	64%	63%	62%	72%
At Meets Grade Level or Above	2025	58%	59%	37%	38%	41%	36%	*	-	-	14%	20%	*	32%	56%	32%	40%
	2024	56%	57%	27%	38%	30%	21%	*	*	-	67%	16%	*	28%	26%	25%	26%
At Masters Grade Level	2025	32%	32%	12%	0%	12%	13%	*	-	-	14%	0%	*	8%	25%	8%	17%
	2024	29%	31%	8%	0%	6%	8%	*	*	-	33%	3%	*	8%	8%	7%	3%
Grade 8 Mathematics																	
At Approaches Grade Level or Above	2025	71%	70%	75%	38%	77%	78%	*	*	*	50%	45%	67%	73%	82%	68%	81%
	2024	72%	71%	73%	63%	76%	70%	*	*	-	89%	28%	100%	72%	76%	70%	83%
At Meets Grade Level or Above	2025	47%	46%	45%	13%	43%	51%	*	*	*	33%	15%	50%	43%	55%	37%	53%
	2024	43%	42%	47%	38%	51%	42%	*	*	-	78%	19%	80%	45%	50%	43%	53%

Texas Education Agency
2024-25 STAAR Performance (TAPR)
 MINERAL WELLS ISD (182903) - PALO PINTO COUNTY

	School Year	State	Region 11	District	African American	Hispanic	White	American Indian	Asian	Pacific Islander	Two or More Races	Special Ed (Current)	Special Ed (Former)	Continuously Enrolled	Non-Continuously Enrolled	Econ Disadv	EB / EL (Current & Monitored)
At Masters Grade Level	2025	18%	17%	17%	0%	11%	21%	*	*	*	17%	5%	50%	17%	16%	12%	14%
	2024	16%	15%	16%	0%	18%	13%	*	*	-	33%	9%	40%	15%	18%	13%	23%
Grade 8 Science																	
At Approaches Grade Level or Above	2025	74%	73%	72%	63%	62%	81%	*	*	-	78%	35%	40%	68%	86%	66%	60%
	2024	70%	70%	65%	56%	61%	69%	*	*	-	75%	29%	*	68%	60%	62%	54%
At Meets Grade Level or Above	2025	48%	47%	38%	0%	29%	48%	*	*	-	44%	10%	20%	35%	45%	29%	31%
	2024	44%	43%	33%	22%	34%	31%	*	*	-	75%	23%	*	35%	30%	32%	27%
At Masters Grade Level	2025	19%	17%	10%	0%	11%	9%	*	*	-	22%	0%	20%	11%	9%	10%	11%
	2024	17%	16%	8%	0%	5%	10%	*	*	-	25%	0%	*	7%	10%	7%	5%
Grade 8 Social Studies																	
At Approaches Grade Level or Above	2025	58%	58%	57%	50%	57%	58%	*	*	-	44%	40%	60%	54%	66%	51%	60%
	2024	60%	61%	57%	56%	57%	56%	*	*	-	88%	26%	*	55%	60%	54%	49%
At Meets Grade Level or Above	2025	32%	32%	26%	0%	26%	28%	*	*	-	22%	10%	20%	26%	25%	21%	34%
	2024	33%	34%	28%	33%	21%	30%	*	*	-	63%	16%	*	27%	29%	25%	15%
At Masters Grade Level	2025	17%	17%	15%	0%	11%	19%	*	*	-	22%	10%	0%	15%	16%	13%	17%
	2024	17%	18%	14%	11%	10%	16%	*	*	-	25%	3%	*	12%	16%	12%	7%
End of Course English I																	
At Approaches Grade Level or Above	2025	69%	69%	52%	30%	50%	53%	*	*	*	88%	21%	71%	51%	56%	47%	42%
	2024	70%	71%	65%	86%	61%	64%	-	*	*	100%	28%	*	64%	66%	61%	57%
At Meets Grade Level or Above	2025	49%	51%	31%	20%	26%	34%	*	*	*	63%	9%	43%	30%	34%	27%	22%
	2024	52%	53%	39%	57%	32%	42%	-	*	*	75%	6%	*	36%	46%	34%	26%
At Masters Grade Level	2025	15%	15%	6%	0%	3%	9%	*	*	*	13%	2%	14%	5%	8%	4%	4%
	2024	16%	16%	6%	7%	5%	7%	-	*	*	8%	0%	*	6%	8%	4%	3%
End of Course English II																	
At Approaches Grade Level or Above	2025	72%	73%	58%	73%	54%	59%	-	*	*	89%	21%	*	58%	59%	51%	47%
	2024	75%	77%	68%	77%	66%	69%	-	-	*	75%	13%	*	69%	65%	64%	47%
At Meets Grade Level or Above	2025	55%	56%	39%	53%	34%	42%	-	*	*	44%	16%	*	38%	42%	31%	22%
	2024	58%	60%	49%	62%	41%	54%	-	-	*	63%	7%	*	50%	43%	43%	16%

Texas Education Agency
2024-25 STAAR Performance (TAPR)
 MINERAL WELLS ISD (182903) - PALO PINTO COUNTY

	School Year	State	Region 11	District	African American	Hispanic	White	American Indian	Asian	Pacific Islander	Two or More Races	Special Ed (Current)	Special Ed (Former)	Continuously Enrolled	Non-Continuously Enrolled	Econ Disadv	EB / EL (Current & Monitored)
At Masters Grade Level	2025	8%	8%	3%	0%	4%	3%	-	*	*	0%	0%	*	3%	4%	2%	2%
	2024	9%	9%	2%	0%	1%	3%	-	-	*	0%	0%	*	1%	5%	1%	0%
End of Course Algebra I																	
At Approaches Grade Level or Above	2025	78%	76%	71%	63%	67%	73%	*	*	-	89%	36%	67%	70%	71%	66%	65%
	2024	81%	79%	65%	94%	64%	63%	-	*	*	71%	30%	*	67%	61%	63%	56%
At Meets Grade Level or Above	2025	45%	43%	29%	25%	28%	28%	*	*	-	56%	10%	67%	29%	29%	24%	24%
	2024	43%	41%	27%	31%	25%	27%	-	*	*	43%	4%	*	27%	27%	24%	24%
At Masters Grade Level	2025	27%	26%	18%	0%	17%	20%	*	*	-	22%	2%	50%	19%	15%	16%	14%
	2024	24%	23%	13%	6%	14%	11%	-	*	*	21%	0%	*	13%	13%	11%	13%
End of Course Biology																	
At Approaches Grade Level or Above	2025	92%	92%	89%	82%	87%	91%	*	*	-	100%	76%	*	90%	87%	88%	80%
	2024	91%	92%	88%	91%	84%	90%	-	-	*	100%	65%	*	86%	93%	84%	77%
At Meets Grade Level or Above	2025	61%	63%	48%	45%	41%	52%	*	*	-	100%	22%	*	47%	51%	43%	24%
	2024	56%	57%	40%	73%	33%	40%	-	-	*	82%	14%	*	39%	41%	32%	23%
At Masters Grade Level	2025	21%	22%	10%	0%	6%	14%	*	*	-	14%	7%	*	8%	14%	7%	2%
	2024	19%	19%	5%	0%	4%	7%	-	-	*	0%	0%	*	4%	7%	3%	0%
End of Course U.S. History																	
At Approaches Grade Level or Above	2025	95%	95%	93%	88%	91%	95%	-	*	-	*	67%	*	93%	89%	91%	81%
	2024	96%	96%	96%	80%	95%	97%	-	*	-	100%	77%	*	95%	97%	95%	92%
At Meets Grade Level or Above	2025	68%	69%	54%	75%	48%	57%	-	*	-	*	29%	*	55%	47%	49%	22%
	2024	69%	70%	55%	40%	48%	60%	-	*	-	70%	27%	*	53%	67%	48%	25%
At Masters Grade Level	2025	37%	39%	21%	25%	20%	22%	-	*	-	*	5%	*	21%	21%	17%	3%
	2024	37%	39%	23%	0%	16%	27%	-	*	-	30%	9%	*	21%	33%	20%	13%
SAT/ACT All Subjects																	
At Approaches Grade Level or Above	2025	89%	91%	92%	-	92%	92%	-	-	-	*	-	-	92%	*	100%	*
	2024	88%	90%	93%	-	95%	91%	-	*	-	*	-	-	92%	100%	89%	-
At Meets Grade Level or Above	2025	59%	62%	50%	-	58%	48%	-	-	-	*	-	-	51%	*	46%	*
	2024	59%	63%	41%	-	32%	48%	-	*	-	*	-	-	42%	33%	30%	-

Texas Education Agency
2024-25 STAAR Performance (TAPR)
 MINERAL WELLS ISD (182903) - PALO PINTO COUNTY

	School Year	State	Region 11	District	African American	Hispanic	White	American Indian	Asian	Pacific Islander	Two or More Races	Special Ed (Current)	Special Ed (Former)	Continuously Enrolled	Non-Continuously Enrolled	Econ Disadv	EB / EL (Current & Monitored)
At Masters Grade Level	2025	13%	14%	3%	-	0%	4%	-	-	-	*	-	-	3%	*	0%	*
	2024	12%	13%	2%	-	0%	4%	-	*	-	*	-	-	3%	0%	4%	-
All Grades All Subjects																	
At Approaches Grade Level or Above	2025	75%	75%	68%	61%	65%	70%	55%	98%	31%	71%	37%	76%	68%	68%	64%	64%
	2024	75%	75%	69%	67%	69%	69%	63%	87%	64%	78%	35%	80%	70%	68%	66%	66%
At Meets Grade Level or Above	2025	50%	50%	39%	32%	34%	43%	36%	71%	8%	45%	19%	49%	38%	40%	34%	32%
	2024	48%	49%	39%	35%	35%	41%	25%	74%	18%	52%	18%	52%	39%	40%	35%	31%
At Masters Grade Level	2025	21%	21%	14%	6%	11%	16%	27%	36%	0%	17%	5%	20%	13%	15%	11%	10%
	2024	20%	20%	12%	3%	10%	15%	13%	45%	0%	17%	4%	17%	12%	15%	10%	11%
All Grades ELA/Reading																	
At Approaches Grade Level or Above	2025	76%	76%	64%	63%	62%	66%	*	100%	29%	74%	31%	76%	64%	64%	60%	60%
	2024	76%	76%	68%	68%	67%	67%	*	91%	67%	76%	32%	76%	68%	67%	64%	64%
At Meets Grade Level or Above	2025	54%	55%	40%	38%	36%	43%	*	78%	0%	45%	18%	49%	39%	43%	35%	33%
	2024	54%	55%	41%	42%	36%	44%	*	73%	17%	49%	16%	42%	40%	43%	36%	31%
At Masters Grade Level	2025	23%	23%	12%	6%	9%	15%	*	28%	0%	15%	4%	9%	12%	14%	9%	9%
	2024	22%	22%	12%	6%	9%	14%	*	45%	0%	14%	2%	13%	11%	15%	9%	9%
All Grades Mathematics																	
At Approaches Grade Level or Above	2025	72%	72%	66%	55%	64%	69%	*	94%	40%	64%	37%	81%	66%	66%	62%	66%
	2024	72%	72%	68%	66%	70%	67%	*	92%	*	71%	31%	81%	69%	67%	65%	70%
At Meets Grade Level or Above	2025	45%	44%	38%	25%	33%	41%	*	75%	20%	43%	20%	57%	38%	37%	32%	35%
	2024	43%	43%	38%	25%	35%	41%	*	83%	*	45%	18%	54%	38%	39%	35%	37%
At Masters Grade Level	2025	20%	20%	16%	5%	12%	19%	*	50%	0%	19%	5%	29%	16%	15%	13%	13%
	2024	17%	17%	14%	2%	12%	15%	*	58%	*	21%	6%	19%	13%	16%	12%	15%
All Grades Science																	
At Approaches Grade Level or Above	2025	78%	77%	76%	63%	71%	80%	*	100%	*	80%	51%	64%	75%	77%	72%	66%
	2024	75%	75%	72%	68%	69%	73%	*	*	*	85%	44%	91%	73%	70%	67%	65%
At Meets Grade Level or Above	2025	47%	48%	38%	26%	31%	45%	*	50%	*	52%	21%	29%	37%	42%	33%	26%
	2024	43%	44%	35%	39%	31%	35%	*	*	*	65%	20%	73%	35%	35%	30%	24%

Texas Education Agency
2024-25 STAAR Performance (TAPR)
 MINERAL WELLS ISD (182903) - PALO PINTO COUNTY

	School Year	State	Region 11	District	African American	Hispanic	White	American Indian	Asian	Pacific Islander	Two or More Races	Special Ed (Current)	Special Ed (Former)	Continuously Enrolled	Non-Continuously Enrolled	Econ Disadv	EB / EL (Current & Monitored)
At Masters Grade Level	2025	17%	17%	10%	4%	7%	13%	*	25%	*	20%	7%	29%	10%	12%	9%	6%
	2024	16%	16%	8%	0%	5%	11%	*	*	*	8%	2%	18%	7%	10%	6%	4%
All Grades Social Studies																	
At Approaches Grade Level or Above	2025	77%	78%	76%	69%	77%	76%	*	*	-	62%	54%	67%	75%	77%	72%	70%
	2024	78%	79%	76%	64%	76%	77%	*	*	-	94%	47%	83%	78%	72%	73%	65%
At Meets Grade Level or Above	2025	50%	52%	40%	38%	39%	42%	*	*	-	38%	20%	33%	42%	35%	36%	28%
	2024	51%	53%	41%	36%	35%	45%	*	*	-	67%	21%	67%	42%	41%	36%	18%
At Masters Grade Level	2025	27%	29%	18%	13%	16%	21%	*	*	-	15%	7%	17%	18%	18%	15%	10%
	2024	27%	29%	18%	7%	13%	22%	*	*	-	28%	6%	33%	17%	22%	15%	9%
STAAR Performance Rates by Enrolled Grade at Meets Grade Level or Above																	
3rd Graders																	
Reading and Mathematics	2025	39%	40%	35%	29%	31%	36%	*	*	*	50%	24%	44%	40%	16%	30%	34%
	2024	35%	36%	33%	10%	19%	43%	-	*	*	67%	19%	43%	30%	43%	26%	7%
Reading and Mathematics Including EOC	2025	39%	40%	35%	29%	31%	36%	*	*	*	50%	24%	44%	40%	16%	30%	34%
	2024	35%	36%	33%	10%	19%	43%	-	*	*	67%	19%	43%	30%	43%	26%	7%
Reading Including EOC	2025	52%	52%	49%	29%	40%	55%	*	*	*	71%	32%	78%	51%	41%	43%	40%
	2024	48%	48%	43%	30%	28%	53%	-	*	*	71%	20%	57%	39%	60%	38%	18%
Math Including EOC	2025	46%	47%	39%	29%	31%	43%	*	*	*	50%	29%	44%	44%	21%	35%	36%
	2024	42%	44%	42%	10%	31%	52%	-	*	*	67%	19%	71%	41%	50%	37%	25%
4th Graders																	
Reading and Mathematics	2025	40%	40%	30%	40%	22%	36%	-	*	*	25%	14%	43%	27%	38%	23%	13%
	2024	38%	38%	35%	33%	32%	37%	*	*	-	50%	27%	33%	35%	36%	32%	32%
Reading and Mathematics Including EOC	2025	40%	40%	30%	40%	22%	36%	-	*	*	25%	14%	43%	27%	38%	23%	13%
	2024	38%	38%	35%	33%	32%	37%	*	*	-	50%	27%	33%	35%	36%	32%	32%
Reading Including EOC	2025	54%	54%	37%	40%	29%	43%	-	*	*	38%	16%	43%	34%	44%	31%	24%
	2024	51%	51%	41%	33%	40%	41%	*	*	-	50%	29%	33%	40%	46%	36%	36%
Math Including EOC	2025	47%	47%	45%	50%	36%	53%	-	*	*	38%	16%	56%	45%	46%	39%	31%
	2024	46%	46%	49%	50%	41%	53%	*	*	-	67%	32%	50%	50%	46%	47%	43%
5th Graders																	
Reading and Mathematics	2025	42%	41%	39%	25%	35%	43%	-	*	*	44%	24%	50%	40%	39%	33%	40%
	2024	42%	42%	36%	38%	35%	38%	-	*	-	0%	19%	*	36%	36%	33%	38%

Texas Education Agency
2024-25 STAAR Performance (TAPR)
 MINERAL WELLS ISD (182903) - PALO PINTO COUNTY

	School Year	State	Region 11	District	African American	Hispanic	White	American Indian	Asian	Pacific Islander	Two or More Races	Special Ed (Current)	Special Ed (Former)	Continuously Enrolled	Non-Continuously Enrolled	Econ Disadv	EB / EL (Current & Monitored)
Reading and Mathematics Including EOC	2025	42%	41%	39%	25%	35%	43%	-	*	*	44%	24%	50%	40%	39%	33%	40%
	2024	42%	42%	36%	38%	35%	38%	-	*	-	0%	19%	*	36%	36%	33%	38%
Reading Including EOC	2025	58%	58%	46%	38%	43%	47%	-	*	*	56%	26%	50%	47%	42%	40%	44%
	2024	55%	55%	42%	38%	42%	43%	-	*	-	0%	19%	*	43%	39%	38%	42%
Math Including EOC	2025	48%	46%	47%	25%	46%	48%	-	*	*	56%	28%	67%	48%	44%	41%	51%
	2024	51%	50%	49%	38%	53%	47%	-	*	-	29%	29%	*	49%	48%	46%	67%
6th Graders																	
Reading and Mathematics	2025	37%	38%	35%	13%	33%	37%	-	*	-	33%	16%	*	33%	40%	31%	39%
	2024	36%	37%	31%	0%	29%	35%	-	*	*	17%	3%	50%	31%	30%	26%	30%
Reading and Mathematics Including EOC	2025	37%	38%	35%	13%	33%	37%	-	*	-	33%	16%	*	33%	40%	31%	39%
	2024	36%	37%	31%	0%	29%	35%	-	*	*	17%	3%	50%	31%	30%	26%	30%
Reading Including EOC	2025	56%	58%	46%	50%	47%	45%	-	*	-	33%	16%	60%	45%	51%	43%	49%
	2024	57%	57%	43%	33%	37%	49%	-	*	*	33%	6%	50%	41%	47%	39%	42%
Math Including EOC	2025	41%	42%	42%	25%	38%	45%	-	*	-	44%	29%	*	41%	44%	38%	48%
	2024	40%	41%	39%	0%	37%	41%	-	*	*	33%	6%	50%	40%	36%	34%	34%
7th Graders																	
Reading and Mathematics	2025	36%	37%	21%	0%	17%	26%	-	*	*	20%	3%	60%	19%	27%	16%	19%
	2024	35%	35%	27%	0%	25%	29%	*	*	-	27%	14%	29%	24%	34%	22%	31%
Reading and Mathematics Including EOC	2025	38%	38%	21%	0%	17%	26%	-	*	*	20%	3%	60%	19%	27%	16%	19%
	2024	36%	36%	27%	0%	25%	29%	*	*	-	27%	14%	29%	24%	34%	22%	31%
Reading Including EOC	2025	54%	55%	38%	17%	32%	45%	-	*	*	40%	6%	60%	36%	46%	34%	34%
	2024	54%	56%	38%	14%	39%	39%	*	*	-	27%	19%	29%	35%	45%	31%	39%
Math Including EOC	2025	43%	43%	28%	0%	23%	34%	-	*	*	20%	6%	80%	26%	32%	22%	25%
	2024	40%	41%	31%	0%	30%	33%	*	*	-	36%	14%	43%	30%	34%	25%	33%
8th Graders																	
Reading and Mathematics	2025	30%	28%	19%	13%	20%	21%	*	-	-	0%	10%	*	16%	29%	15%	26%
	2024	28%	25%	16%	25%	20%	11%	*	*	-	*	13%	*	14%	21%	17%	16%
Reading and Mathematics Including EOC	2025	44%	43%	34%	13%	32%	39%	*	*	-	22%	10%	20%	34%	36%	28%	43%
	2024	41%	41%	30%	33%	30%	25%	*	*	-	75%	13%	*	29%	32%	28%	24%
Reading Including EOC	2025	59%	60%	48%	38%	49%	50%	*	*	-	22%	20%	20%	44%	61%	40%	49%
	2024	57%	58%	37%	44%	38%	32%	*	*	-	75%	16%	*	37%	38%	32%	31%

Texas Education Agency
2024-25 STAAR Performance (TAPR)
 MINERAL WELLS ISD (182903) - PALO PINTO COUNTY

	School Year	State	Region 11	District	African American	Hispanic	White	American Indian	Asian	Pacific Islander	Two or More Races	Special Ed (Current)	Special Ed (Former)	Continuously Enrolled	Non-Continuously Enrolled	Econ Disadv	EB/EL (Current & Monitored)
Math Including EOC	2025	51%	49%	46%	13%	43%	50%	*	*	-	56%	15%	40%	44%	52%	39%	54%
	2024	49%	47%	44%	44%	50%	37%	*	*	-	75%	16%	*	43%	47%	43%	49%
3rd - 8th Graders																	
Reading and Mathematics	2025	38%	38%	30%	21%	26%	34%	*	75%	0%	30%	16%	41%	30%	33%	25%	28%
	2024	36%	36%	30%	18%	27%	34%	*	70%	*	33%	17%	36%	30%	33%	26%	26%
Reading and Mathematics Including EOC	2025	40%	40%	32%	21%	28%	36%	*	71%	0%	33%	16%	42%	32%	34%	27%	30%
	2024	38%	39%	32%	20%	29%	35%	*	73%	*	39%	17%	38%	31%	35%	28%	27%
Reading Including EOC	2025	55%	56%	44%	36%	40%	47%	*	79%	0%	43%	20%	54%	43%	47%	38%	39%
	2024	54%	54%	41%	33%	37%	43%	*	73%	*	42%	19%	41%	39%	45%	36%	35%
Math Including EOC	2025	46%	46%	41%	26%	35%	46%	*	79%	20%	46%	22%	58%	41%	41%	36%	40%
	2024	45%	45%	43%	24%	41%	45%	*	82%	*	50%	21%	59%	42%	44%	39%	42%

* Indicates results are masked due to small numbers to protect student confidentiality.

- Indicates there are no students in the group.

Texas Education Agency
2024-25 STAAR Progress (TAPR)
 MINERAL WELLS ISD (182903) - PALO PINTO COUNTY

	School Year	State	Region 11	District	African American	Hispanic	White	American Indian	Asian	Pacific Islander	Two or More Races	Special Ed (Current)	Special Ed (Former)	Continuously Enrolled	Non-Continuously Enrolled	Econ Disadv	EB/EL (Current & Monitored)	G/T
School Progress - Annual Growth by Grade and Subject																		
Grade 4 ELA/Reading	2025	70%	70%	51%	50%	48%	54%	-	*	*	44%	34%	79%	49%	57%	48%	43%	71%
	2024	67%	67%	56%	0%	60%	55%	*	*	-	58%	39%	50%	53%	66%	52%	68%	---
Grade 4 Mathematics	2025	65%	63%	65%	65%	62%	68%	-	*	*	50%	47%	67%	66%	61%	61%	56%	100%
	2024	60%	59%	66%	75%	67%	62%	*	*	-	100%	26%	40%	67%	63%	66%	69%	---
Grade 5 ELA/Reading	2025	69%	69%	59%	56%	58%	60%	-	*	*	72%	45%	67%	58%	61%	55%	51%	88%
	2024	70%	69%	56%	63%	63%	50%	-	*	-	33%	42%	*	57%	52%	53%	65%	---
Grade 5 Mathematics	2025	67%	66%	70%	63%	70%	70%	-	*	*	67%	63%	75%	67%	77%	65%	70%	75%
	2024	65%	65%	60%	63%	64%	58%	-	*	-	58%	59%	*	59%	63%	59%	73%	---
Grade 6 ELA/Reading	2025	64%	66%	59%	50%	65%	56%	-	*	-	56%	32%	*	57%	66%	59%	64%	100%
	2024	61%	62%	57%	67%	52%	62%	-	*	*	50%	26%	70%	56%	61%	52%	49%	---
Grade 6 Mathematics	2025	56%	59%	55%	44%	52%	54%	-	*	-	83%	59%	*	49%	71%	53%	47%	71%
	2024	48%	50%	53%	33%	51%	54%	-	*	*	50%	40%	90%	54%	49%	49%	51%	---
Grade 7 ELA/Reading	2025	64%	64%	48%	25%	53%	43%	-	*	*	60%	27%	40%	46%	54%	47%	57%	83%
	2024	66%	67%	49%	36%	48%	52%	*	*	-	41%	22%	50%	48%	53%	44%	47%	---
Grade 7 Mathematics	2025	50%	50%	26%	17%	24%	31%	-	-	-	10%	37%	*	24%	32%	27%	28%	*
	2024	49%	46%	23%	29%	24%	21%	*	-	-	21%	24%	20%	22%	26%	21%	19%	---
Grade 8 ELA/Reading	2025	72%	71%	70%	88%	70%	68%	*	-	-	71%	48%	*	69%	77%	70%	75%	*
	2024	69%	69%	52%	50%	54%	48%	*	*	-	*	34%	*	51%	55%	50%	55%	---
Grade 8 Mathematics	2025	68%	66%	69%	44%	71%	73%	*	*	*	40%	55%	75%	70%	66%	67%	83%	91%
	2024	66%	64%	71%	83%	79%	63%	*	*	-	75%	43%	*	69%	75%	70%	85%	---
End of Course English I	2025	63%	64%	46%	31%	46%	45%	*	*	-	57%	22%	*	44%	50%	44%	43%	64%
	2024	64%	65%	59%	90%	54%	60%	-	*	*	75%	34%	*	56%	68%	58%	58%	---
End of Course English II	2025	65%	64%	58%	63%	60%	57%	-	*	*	50%	40%	*	58%	58%	55%	58%	60%
	2024	69%	69%	61%	55%	59%	63%	-	-	-	57%	33%	*	63%	52%	59%	37%	---
End of Course Algebra I	2025	74%	72%	67%	63%	66%	67%	*	*	-	71%	63%	*	66%	69%	64%	65%	100%
	2024	72%	71%	58%	50%	59%	56%	-	*	*	73%	47%	*	58%	56%	55%	54%	---
All Grades Both Subjects	2025	65%	65%	57%	52%	57%	58%	*	83%	11%	58%	44%	67%	56%	62%	55%	56%	81%
	2024	64%	64%	56%	55%	57%	55%	58%	90%	*	59%	38%	59%	56%	58%	54%	58%	---
All Grades ELA/Reading	2025	67%	67%	55%	53%	57%	54%	*	79%	20%	58%	35%	63%	54%	60%	53%	55%	78%
	2024	67%	67%	56%	55%	56%	56%	*	90%	*	55%	34%	60%	55%	58%	53%	55%	---
All Grades Mathematics	2025	64%	63%	59%	51%	57%	62%	*	88%	*	58%	54%	71%	58%	64%	56%	57%	85%
	2024	60%	60%	57%	55%	59%	54%	*	90%	*	63%	41%	57%	56%	58%	55%	61%	---
School Progress - Accelerated Learning by Grade and Subject																		
Grade 4 ELA/Reading	2025	40%	40%	20%	*	21%	17%	-	*	*	*	8%	*	24%	7%	18%	19%	-
	2024	38%	39%	36%	*	43%	33%	-	-	-	-	19%	*	37%	36%	37%	57%	---
Grade 4 Mathematics	2025	27%	25%	24%	50%	20%	24%	-	*	*	*	15%	*	28%	14%	27%	23%	-
	2024	26%	25%	43%	*	56%	30%	-	-	-	*	5%	*	46%	35%	38%	56%	---

Texas Education Agency
2024-25 STAAR Progress (TAPR)
 MINERAL WELLS ISD (182903) - PALO PINTO COUNTY

	School Year	State	Region 11	District	African American	Hispanic	White	American Indian	Asian	Pacific Islander	Two or More Races	Special Ed (Current)	Special Ed (Former)	Continuously Enrolled	Non-Continuously Enrolled	Econ Disadv	EB/EL (Current & Monitored)	G/T
Grade 5 ELA/Reading	2025	25%	24%	8%	*	5%	12%	-	-	-	*	0%	-	9%	6%	7%	11%	-
	2024	35%	34%	19%	*	33%	11%	-	-	-	-	15%	-	23%	12%	18%	50%	---
Grade 5 Mathematics	2025	35%	33%	39%	*	48%	37%	-	-	*	*	21%	*	35%	44%	38%	38%	-
	2024	41%	39%	19%	*	14%	19%	-	-	-	*	4%	*	23%	14%	20%	20%	---
Grade 6 ELA/Reading	2025	27%	28%	20%	*	33%	14%	-	-	-	*	0%	-	17%	29%	19%	40%	-
	2024	24%	24%	28%	*	29%	29%	-	-	-	*	13%	*	28%	27%	24%	19%	---
Grade 6 Mathematics	2025	33%	35%	31%	*	46%	19%	-	-	-	*	19%	-	22%	59%	30%	83%	-
	2024	27%	28%	38%	*	48%	27%	-	-	-	*	18%	-	40%	33%	38%	60%	---
Grade 7 ELA/Reading	2025	25%	25%	12%	*	19%	4%	-	-	-	*	4%	-	12%	12%	12%	20%	*
	2024	23%	23%	10%	20%	9%	12%	*	-	-	0%	10%	*	12%	0%	8%	8%	---
Grade 7 Mathematics	2025	16%	16%	10%	*	4%	16%	-	-	-	*	17%	-	2%	31%	8%	0%	-
	2024	14%	13%	7%	0%	7%	5%	-	-	-	*	0%	*	6%	10%	5%	0%	---
Grade 8 ELA/Reading	2025	40%	39%	36%	*	30%	38%	*	-	-	60%	7%	*	36%	38%	37%	50%	*
	2024	34%	33%	34%	*	42%	27%	-	*	-	-	6%	*	37%	30%	35%	47%	---
Grade 8 Mathematics	2025	42%	39%	46%	33%	45%	50%	*	-	-	*	35%	*	46%	50%	44%	27%	-
	2024	44%	39%	52%	*	57%	43%	*	*	-	-	11%	*	52%	53%	50%	78%	---
End of Course English I	2025	23%	25%	14%	*	15%	12%	-	-	-	*	5%	-	17%	7%	15%	17%	-
	2024	20%	20%	22%	*	22%	15%	-	-	*	*	10%	*	24%	15%	18%	20%	---
End of Course English II	2025	29%	27%	22%	*	22%	23%	-	-	*	-	9%	*	21%	24%	16%	30%	*
	2024	29%	29%	15%	*	16%	13%	-	-	-	*	7%	-	17%	8%	18%	13%	---
End of Course Algebra I	2025	54%	50%	48%	*	42%	55%	-	-	-	*	26%	-	47%	50%	45%	44%	-
	2024	55%	51%	28%	*	30%	20%	-	-	-	*	27%	-	24%	40%	24%	20%	---
All Grades Both Subjects	2025	33%	32%	26%	24%	27%	25%	*	*	0%	37%	13%	18%	26%	28%	25%	28%	*
	2024	32%	31%	29%	30%	34%	24%	*	*	*	18%	11%	42%	29%	27%	27%	39%	---
All Grades ELA/Reading	2025	31%	30%	20%	16%	21%	17%	*	*	*	36%	4%	33%	21%	17%	18%	26%	*
	2024	30%	29%	24%	14%	27%	21%	*	*	*	13%	12%	25%	25%	20%	23%	29%	---
All Grades Mathematics	2025	35%	34%	33%	30%	34%	34%	*	*	*	38%	21%	0%	31%	40%	33%	30%	-
	2024	35%	33%	34%	42%	41%	27%	*	*	-	22%	10%	*	34%	34%	32%	52%	---

* Indicates results are masked due to small numbers to protect student confidentiality.
 - Indicates there are no students in the group.
 --- First reported in 2025.

Texas Education Agency
2024-25 Bilingual Education/English as a Second Language (Current EB Students/EL) (TAPR)
 MINERAL WELLS ISD (182903) - PALO PINTO COUNTY

	School Year	State	Region 11	District	Total Bilingual Education	BE-Trans Early Exit	BE-Trans Late Exit	BE-Dual Two-Way	BE-Dual One-Way	ALP Bilingual (Exception)	Total ESL	ESL Content-Based	ESL Pull-Out	ALP ESL (Waiver)	EB/EL with Parental Denial	Never EB/EL	Total EB/EL (Current)	Monitored & Former EB/EL
STAAR Performance Rate by Subject and Performance Level																		
All Grades All Subjects																		
At Approaches Grade Level or Above	2025	75%	75%	68%	64%	70%	-	-	-	53%	61%	56%	63%	-	51%	68%	61%	92%
	2024	75%	75%	69%	67%	68%	-	-	-	67%	65%	69%	63%	-	54%	69%	65%	88%
At Meets Grade Level or Above	2025	50%	50%	39%	31%	34%	-	-	-	26%	27%	29%	26%	-	27%	40%	28%	68%
	2024	48%	49%	39%	35%	36%	-	-	-	34%	29%	38%	26%	-	13%	40%	29%	56%
At Masters Grade Level	2025	21%	21%	14%	9%	10%	-	-	-	6%	7%	10%	6%	-	4%	14%	8%	31%
	2024	20%	20%	12%	11%	12%	-	-	-	10%	9%	15%	7%	-	7%	13%	9%	16%
All Grades ELA/Reading																		
At Approaches Grade Level or Above	2025	76%	76%	64%	60%	67%	-	-	-	50%	57%	61%	53%	-	42%	65%	57%	85%
	2024	76%	76%	68%	59%	61%	-	-	-	57%	65%	74%	60%	-	52%	68%	62%	85%
At Meets Grade Level or Above	2025	54%	55%	40%	30%	33%	-	-	-	24%	29%	31%	26%	-	26%	42%	29%	67%
	2024	54%	55%	41%	31%	29%	-	-	-	34%	30%	36%	26%	-	17%	42%	29%	61%
At Masters Grade Level	2025	23%	23%	12%	7%	11%	-	-	-	0%	6%	7%	5%	-	5%	13%	6%	27%
	2024	22%	22%	12%	9%	8%	-	-	-	9%	9%	14%	7%	-	7%	12%	9%	10%
All Grades Mathematics																		
At Approaches Grade Level or Above	2025	72%	72%	66%	71%	79%	-	-	-	58%	60%	54%	67%	-	50%	66%	63%	93%
	2024	72%	72%	68%	78%	79%	-	-	-	77%	67%	66%	67%	-	50%	68%	69%	80%
At Meets Grade Level or Above	2025	45%	44%	38%	36%	39%	-	-	-	32%	30%	29%	31%	-	21%	38%	31%	65%
	2024	43%	43%	38%	42%	50%	-	-	-	34%	35%	40%	31%	-	14%	39%	35%	44%
At Masters Grade Level	2025	20%	20%	16%	12%	11%	-	-	-	13%	10%	10%	9%	-	7%	16%	10%	42%
	2024	17%	17%	14%	15%	19%	-	-	-	11%	12%	15%	9%	-	14%	14%	13%	32%
All Grades Science																		

Texas Education Agency
2024-25 Bilingual Education/English as a Second Language (Current EB Students/EL) (TAPR)
 MINERAL WELLS ISD (182903) - PALO PINTO COUNTY

	School Year	State	Region 11	District	Total Bilingual Education	BE-Trans Early Exit	BE-Trans Late Exit	BE-Dual Two-Way	BE-Dual One-Way	ALP Bilingual (Exception)	Total ESL	ESL Content-Based	ESL Pull-Out	ALP ESL (Waiver)	EB/EL with Parental Denial	Never EB/EL	Total EB/EL (Current)	Monitored & Former EB/EL	
At Approaches Grade Level or Above	2025	78%	77%	76%	47%	47%	-	-	-	*	66%	46%	73%	-	63%	77%	63%	100%	
	2024	75%	75%	72%	58%	58%	-	-	-	-	66%	62%	66%	-	50%	72%	63%	94%	
At Meets Grade Level or Above	2025	47%	48%	38%	12%	13%	-	-	-	*	22%	21%	23%	-	38%	40%	22%	74%	
	2024	43%	44%	35%	21%	21%	-	-	-	-	21%	31%	19%	-	8%	37%	20%	59%	
At Masters Grade Level	2025	17%	17%	10%	0%	0%	-	-	-	*	5%	17%	1%	-	0%	11%	4%	22%	
	2024	16%	16%	8%	4%	4%	-	-	-	-	4%	23%	1%	-	0%	9%	4%	9%	
All Grades Social Studies																			
At Approaches Grade Level or Above	2025	77%	78%	76%	*	-	-	-	-	*	70%	*	70%	-	*	74%	68%	98%	
	2024	78%	79%	76%	-	-	-	-	-	-	58%	-	58%	-	75%	77%	61%	94%	
At Meets Grade Level or Above	2025	50%	52%	40%	*	-	-	-	-	*	23%	*	22%	-	*	40%	23%	71%	
	2024	51%	53%	41%	-	-	-	-	-	-	19%	-	19%	-	0%	44%	16%	57%	
At Masters Grade Level	2025	27%	29%	18%	*	-	-	-	-	*	7%	*	6%	-	*	19%	6%	32%	
	2024	27%	29%	18%	-	-	-	-	-	-	8%	-	8%	-	0%	20%	7%	20%	
School Progress - Annual Growth																			
All Grades Both Subjects	2025	65%	65%	57%	55%	55%	-	-	-	56%	54%	47%	61%	-	53%	57%	54%	68%	
	2024	64%	64%	56%	59%	64%	-	-	-	56%	59%	66%	55%	-	43%	55%	58%	72%	
All Grades ELA/Reading	2025	67%	67%	55%	49%	44%	-	-	-	54%	53%	47%	57%	-	59%	55%	52%	72%	
	2024	67%	67%	56%	52%	59%	-	-	-	49%	58%	67%	54%	-	34%	55%	55%	70%	
All Grades Mathematics	2025	64%	63%	59%	61%	66%	-	-	-	57%	56%	47%	67%	-	43%	60%	57%	62%	
	2024	60%	60%	57%	65%	70%	-	-	-	63%	59%	65%	55%	-	54%	55%	60%	78%	
School Progress - Accelerated Learning																			
All Grades Both Subjects	2025	33%	32%	26%	27%	50%	-	-	-	13%	29%	17%	41%	-	0%	26%	28%	*	
	2024	32%	31%	29%	38%	29%	-	-	-	39%	40%	50%	37%	-	31%	26%	39%	29%	

Texas Education Agency
2024-25 Bilingual Education/English as a Second Language (Current EB Students/EL) (TAPR)
 MINERAL WELLS ISD (182903) - PALO PINTO COUNTY

	School Year	State	Region 11	District	Total Bilingual Education	BE-Trans Early Exit	BE-Trans Late Exit	BE-Dual Two-Way	BE-Dual One-Way	ALP Bilingual (Exception)	Total ESL	ESL Content-Based	ESL Pull-Out	ALP ESL (Waiver)	EB/EL with Parental Denial	Never EB/EL	Total EB/EL (Current)	Monitored & Former EB/EL
All Grades ELA/Reading	2025	31%	30%	20%	17%	18%	-	-	-	16%	31%	17%	43%	-	*	18%	26%	*
	2024	30%	29%	24%	26%	40%	-	-	-	22%	32%	50%	27%	-	13%	22%	29%	40%
All Grades Mathematics	2025	35%	34%	33%	41%	89%	-	-	-	8%	26%	18%	36%	-	*	34%	30%	*
	2024	35%	33%	34%	53%	*	-	-	-	60%	51%	50%	52%	-	60%	30%	52%	*

* Indicates results are masked due to small numbers to protect student confidentiality.
 - Indicates there are no students in the group.
 Blank cell indicates there are no data available in the group.

Texas Education Agency
2024-25 STAAR Participation (TAPR)
 MINERAL WELLS ISD (182903) - PALO PINTO COUNTY

	State	Region 11	District	African American	Hispanic	White	American Indian	Asian	Pacific Islander	Two or More Races	Special Ed (Current)	Special Ed (Former)	Continuously Enrolled	Non-Continuously Enrolled	Econ Disadv	EB / EL (Current & Monitored)
2025 STAAR Participation (All Grades)																
All Tests																
Assessment Participant	99%	99%	99%	100%	99%	99%	100%	100%	100%	99%	99%	98%	99%	99%	99%	100%
Included in Accountability	93%	93%	94%	91%	93%	95%	79%	100%	87%	94%	95%	93%	98%	84%	94%	90%
Not Included in Accountability: Mobile	4%	4%	4%	9%	3%	4%	21%	0%	13%	6%	4%	5%	1%	11%	4%	3%
Not Included in Accountability: Other Exclusions	2%	2%	1%	0%	3%	0%	0%	0%	0%	0%	0%	0%	1%	4%	2%	7%
Not Tested	1%	1%	1%	0%	1%	1%	0%	0%	0%	1%	1%	2%	1%	1%	1%	0%
Absent	1%	0%	0%	0%	0%	1%	0%	0%	0%	1%	1%	2%	0%	1%	0%	0%
Other	0%	0%	0%	0%	0%	0%	0%	0%	0%	0%	0%	0%	0%	0%	0%	0%
Reading																
Assessment Participant	99%	99%	100%	100%	100%	100%	100%	100%	100%	100%	99%	96%	100%	100%	100%	100%
Included in Accountability	91%	92%	93%	91%	92%	95%	80%	100%	88%	94%	95%	90%	97%	84%	93%	86%
Not Included in Accountability: Mobile	4%	4%	4%	9%	3%	5%	20%	0%	13%	6%	4%	6%	1%	11%	4%	3%
Not Included in Accountability: Other Exclusions	4%	4%	2%	0%	5%	0%	0%	0%	0%	0%	1%	0%	1%	5%	3%	11%
Not Tested	1%	1%	0%	0%	0%	0%	0%	0%	0%	0%	1%	4%	0%	0%	0%	0%
Absent	1%	0%	0%	0%	0%	0%	0%	0%	0%	0%	1%	4%	0%	0%	0%	0%
Other	0%	0%	0%	0%	0%	0%	0%	0%	0%	0%	0%	0%	0%	0%	0%	0%
Mathematics																
Assessment Participant	99%	99%	99%	100%	99%	99%	100%	100%	100%	98%	99%	100%	99%	99%	99%	100%
Included in Accountability	94%	94%	94%	90%	95%	94%	80%	100%	83%	91%	95%	93%	98%	85%	94%	93%
Not Included in Accountability: Mobile	4%	4%	4%	10%	3%	5%	20%	0%	17%	7%	4%	7%	1%	12%	4%	3%
Not Included in Accountability: Other Exclusions	1%	1%	1%	0%	1%	0%	0%	0%	0%	0%	0%	0%	0%	2%	1%	3%
Not Tested	1%	1%	1%	0%	1%	1%	0%	0%	0%	2%	1%	0%	1%	1%	1%	0%
Absent	1%	0%	1%	0%	1%	1%	0%	0%	0%	2%	1%	0%	1%	1%	1%	0%
Other	0%	0%	0%	0%	0%	0%	0%	0%	0%	0%	0%	0%	0%	0%	0%	0%
Science																
Assessment Participant	99%	99%	99%	100%	99%	99%	* 100%	* 100%	* 100%	99%	100%	100%	99%	99%	99%	100%
Included in Accountability	94%	94%	94%	93%	94%	95%	* 100%	* 100%	* 96%	97%	100%	98%	98%	84%	95%	90%
Not Included in Accountability: Mobile	4%	4%	4%	7%	3%	5%	* 0%	* 0%	* 4%	2%	0%	2%	10%	4%	4%	
Not Included in Accountability: Other Exclusions	1%	1%	1%	0%	3%	0%	* 0%	* 0%	* 0%	0%	0%	0%	4%	1%	6%	
Not Tested	1%	1%	1%	0%	1%	1%	* 0%	* 0%	* 0%	1%	0%	0%	1%	1%	0%	

Texas Education Agency
2024-25 STAAR Participation (TAPR)
 MINERAL WELLS ISD (182903) - PALO PINTO COUNTY

	State	Region 11	District	African American	Hispanic	White	American Indian	Asian	Pacific Islander	Two or More Races	Special Ed (Current)	Special Ed (Former)	Continuously Enrolled	Non-Continuously Enrolled	Econ Disadv	EB / EL (Current & Monitored)
Absent	1%	1%	1%	0%	1%	1%	*	0%	*	0%	1%	0%	0%	1%	1%	0%
Other	0%	1%	0%	0%	0%	0%	*	0%	*	0%	0%	0%	0%	0%	0%	0%
Social Studies																
Assessment Participant	99%	99%	100%	100%	100%	100%	*	*	-	100%	100%	100%	100%	100%	100%	100%
Included in Accountability	94%	95%	96%	94%	95%	97%	*	*	-	100%	95%	100%	99%	85%	96%	91%
Not Included in Accountability: Mobile	4%	3%	3%	6%	2%	3%	*	*	-	0%	5%	0%	1%	9%	3%	3%
Not Included in Accountability: Other Exclusions	1%	1%	1%	0%	2%	0%	*	*	-	0%	0%	0%	0%	5%	1%	7%
Not Tested	1%	1%	0%	0%	0%	0%	*	*	-	0%	0%	0%	0%	0%	0%	0%
Absent	1%	1%	0%	0%	0%	0%	*	*	-	0%	0%	0%	0%	0%	0%	0%
Other	0%	0%	0%	0%	0%	0%	*	*	-	0%	0%	0%	0%	0%	0%	0%
Accelerated Testers																
SAT/ACT Participant	94%	91%	90%	-	92%	89%	-	-	-	*	-	-	93%	*	76%	*
2024 STAAR Participation (All Grades)																
All Tests																
Assessment Participant	99%	99%	99%	100%	99%	99%	100%	100%	100%	98%	98%	100%	99%	99%	99%	100%
Included in Accountability	92%	93%	94%	94%	93%	96%	100%	84%	100%	95%	95%	85%	98%	85%	95%	90%
Not Included in Accountability: Mobile	4%	4%	4%	6%	4%	4%	0%	16%	0%	3%	3%	15%	1%	12%	3%	5%
Not Included in Accountability: Other Exclusions	2%	2%	1%	0%	2%	0%	0%	0%	0%	0%	0%	0%	0%	2%	1%	4%
Not Tested	1%	1%	1%	0%	1%	1%	0%	0%	0%	2%	2%	0%	1%	1%	1%	0%
Absent	1%	1%	1%	0%	1%	1%	0%	0%	0%	2%	2%	0%	1%	1%	1%	0%
Other	0%	0%	0%	0%	0%	0%	0%	0%	0%	0%	0%	0%	0%	0%	0%	0%
Reading																
Assessment Participant	99%	99%	99%	100%	99%	99%	*	100%	100%	98%	98%	100%	99%	99%	99%	100%
Included in Accountability	91%	91%	94%	94%	92%	96%	*	85%	100%	95%	94%	84%	97%	85%	94%	87%
Not Included in Accountability: Mobile	4%	4%	4%	6%	4%	3%	*	15%	0%	3%	3%	16%	1%	11%	3%	6%
Not Included in Accountability: Other Exclusions	4%	4%	1%	0%	3%	0%	*	0%	0%	0%	0%	0%	1%	2%	2%	7%
Not Tested	1%	1%	1%	0%	1%	1%	*	0%	0%	2%	2%	0%	1%	1%	1%	0%
Absent	1%	1%	1%	0%	1%	1%	*	0%	0%	2%	2%	0%	1%	1%	1%	0%
Other	0%	0%	0%	0%	0%	0%	*	0%	0%	0%	0%	0%	0%	0%	0%	0%
Mathematics																
Assessment Participant	99%	99%	99%	100%	99%	99%	*	100%	*	98%	98%	100%	99%	99%	99%	100%
Included in Accountability	93%	94%	95%	92%	94%	95%	*	86%	*	95%	94%	86%	98%	85%	95%	92%

Texas Education Agency
2024-25 STAAR Participation (TAPR)
 MINERAL WELLS ISD (182903) - PALO PINTO COUNTY

	State	Region 11	District	African American	Hispanic	White	American Indian	Asian	Pacific Islander	Two or More Races	Special Ed (Current)	Special Ed (Former)	Continuously Enrolled	Non-Continuously Enrolled	Econ Disadv	EB/EL (Current & Monitored)
Not Included in Accountability: Mobile	5%	5%	4%	8%	4%	4%	*	14%	*	3%	4%	14%	1%	12%	3%	5%
Not Included in Accountability: Other Exclusions	1%	1%	0%	0%	1%	0%	*	0%	*	0%	0%	0%	0%	2%	0%	3%
Not Tested	1%	1%	1%	0%	1%	1%	*	0%	*	2%	2%	0%	1%	1%	1%	0%
Absent	1%	1%	1%	0%	1%	1%	*	0%	*	2%	2%	0%	0%	1%	1%	0%
Other	0%	0%	0%	0%	0%	0%	*	0%	*	0%	0%	0%	0%	0%	0%	0%
Science																
Assessment Participant	99%	99%	99%	100%	99%	99%	*	100%	*	97%	98%	100%	99%	99%	99%	99%
Included in Accountability	93%	94%	95%	93%	95%	96%	*	80%	*	90%	96%	79%	99%	88%	96%	92%
Not Included in Accountability: Mobile	4%	4%	4%	7%	4%	3%	*	20%	*	7%	2%	21%	1%	10%	3%	5%
Not Included in Accountability: Other Exclusions	1%	1%	0%	0%	1%	0%	*	0%	*	0%	0%	0%	0%	1%	0%	2%
Not Tested	1%	1%	1%	0%	1%	1%	*	0%	*	3%	2%	0%	1%	1%	1%	1%
Absent	1%	1%	1%	0%	1%	1%	*	0%	*	3%	2%	0%	1%	1%	1%	1%
Other	0%	0%	0%	0%	0%	0%	*	0%	*	0%	0%	0%	0%	0%	0%	0%
Social Studies																
Assessment Participant	99%	99%	99%	100%	98%	100%	*	100%	-	100%	100%	100%	99%	98%	99%	100%
Included in Accountability	94%	95%	94%	100%	93%	94%	*	80%	-	100%	95%	100%	99%	83%	95%	93%
Not Included in Accountability: Mobile	4%	4%	5%	0%	4%	5%	*	20%	-	0%	4%	0%	1%	15%	4%	6%
Not Included in Accountability: Other Exclusions	1%	1%	0%	0%	1%	0%	*	0%	-	0%	2%	0%	0%	1%	0%	1%
Not Tested	1%	1%	1%	0%	2%	0%	*	0%	-	0%	0%	0%	1%	2%	1%	0%
Absent	1%	1%	1%	0%	2%	0%	*	0%	-	0%	0%	0%	1%	2%	1%	0%
Other	0%	0%	0%	0%	0%	0%	*	0%	-	0%	0%	0%	0%	0%	0%	0%
Accelerated Testers																
SAT/ACT Participant	93%	91%	96%	-	100%	92%	-	*	-	*	-	-	95%	100%	96%	-

* Indicates results are masked due to small numbers to protect student confidentiality.

- Indicates there are no students in the group.

Texas Education Agency
2024-25 Attendance, Graduation, and Dropout Rates (TAPR)
 MINERAL WELLS ISD (182903) - PALO PINTO COUNTY

	State	Region 11	District	African American	Hispanic	White	American Indian	Asian	Pacific Islander	Two or More Races	Special Ed	Econ Disadv	EB/EL
Attendance Rate													
2023-24	93.6%	94.1%	93.6%	94.1%	93.9%	93.4%	95.4%	97.2%	90.2%	92.3%	92.9%	93.3%	95.4%
2022-23	93.3%	93.9%	93.8%	94.2%	94.2%	93.4%	94.2%	97.0%	*	93.1%	92.8%	93.4%	95.7%
Chronic Absenteeism													
2023-24	19.0%	16.8%	18.9%	15.5%	17.8%	20.1%	0.0%	3.1%	50.0%	24.0%	21.2%	19.5%	11.7%
2022-23	20.3%	17.9%	19.9%	16.2%	17.6%	21.9%	11.1%	3.6%	50.0%	22.2%	23.8%	21.3%	10.6%
Annual Dropout Rate (Gr 7-8)													
2023-24	0.7%	0.6%	0.4%	0.0%	0.5%	0.4%	*	0.0%	-	0.0%	0.0%	0.5%	0.0%
2022-23	0.8%	0.8%	0.0%	0.0%	0.0%	0.0%	*	*	*	0.0%	0.0%	0.0%	0.0%
Annual Dropout Rate (Gr 9-12)													
2023-24	1.9%	1.6%	0.2%	0.0%	0.2%	0.2%	*	0.0%	*	0.0%	0.0%	0.1%	0.0%
2022-23	2.0%	1.8%	0.4%	0.0%	0.2%	0.6%	*	0.0%	*	0.0%	0.9%	0.5%	0.0%
4-Year Longitudinal Rate (Gr 9-12)													
Class of 2024													
Graduated	90.7%	90.5%	97.0%	*	95.0%	98.9%	*	*	-	100.0%	93.8%	96.5%	100.0%
Received TxCHSE	0.3%	0.3%	0.5%	*	1.0%	0.0%	*	*	-	0.0%	0.0%	0.7%	0.0%
Continued HS	3.1%	3.5%	1.5%	*	3.0%	0.0%	*	*	-	0.0%	6.3%	2.1%	0.0%
Dropped Out	5.8%	5.6%	1.0%	*	1.0%	1.1%	*	*	-	0.0%	0.0%	0.7%	0.0%
Graduates and TxCHSE	91.1%	90.8%	97.5%	*	96.0%	98.9%	*	*	-	100.0%	93.8%	97.2%	100.0%
Graduates, TxCHSE, and Continuers	94.2%	94.4%	99.0%	100.0%	99.0%	98.9%	100.0%	100.0%	-	100.0%	100.0%	99.3%	100.0%
Class of 2023													
Graduated	90.3%	89.9%	95.5%	*	95.7%	94.9%	-	*	-	*	100.0%	94.2%	100.0%
Received TxCHSE	0.3%	0.3%	0.0%	*	0.0%	0.0%	-	*	-	*	0.0%	0.0%	0.0%
Continued HS	3.1%	3.8%	1.0%	*	1.1%	1.0%	-	*	-	*	0.0%	0.7%	0.0%
Dropped Out	6.3%	6.1%	3.5%	*	3.2%	4.0%	-	*	-	*	0.0%	5.1%	0.0%
Graduates and TxCHSE	90.6%	90.2%	95.5%	*	95.7%	94.9%	-	*	-	*	100.0%	94.2%	100.0%
Graduates, TxCHSE, and Continuers	93.7%	93.9%	96.5%	*	96.8%	96.0%	-	*	-	*	100.0%	94.9%	100.0%
5-Year Extended Longitudinal Rate (Gr 9-12)													
Class of 2023													
Graduated	92.1%	92.2%	96.5%	*	96.7%	96.0%	-	*	-	*	100.0%	94.9%	100.0%
Received TxCHSE	0.4%	0.4%	0.0%	*	0.0%	0.0%	-	*	-	*	0.0%	0.0%	0.0%
Continued HS	1.0%	1.2%	0.0%	*	0.0%	0.0%	-	*	-	*	0.0%	0.0%	0.0%
Dropped Out	6.5%	6.2%	3.5%	*	3.3%	4.0%	-	*	-	*	0.0%	5.1%	0.0%
Graduates and TxCHSE	92.6%	92.6%	96.5%	*	96.7%	96.0%	-	*	-	*	100.0%	94.9%	100.0%
Graduates, TxCHSE, and Continuers	93.5%	93.8%	96.5%	*	96.7%	96.0%	-	*	-	*	100.0%	94.9%	100.0%

Texas Education Agency
2024-25 Attendance, Graduation, and Dropout Rates (TAPR)
 MINERAL WELLS ISD (182903) - PALO PINTO COUNTY

	State	Region 11	District	African American	Hispanic	White	American Indian	Asian	Pacific Islander	Two or More Races	Special Ed	Econ Disadv	EB/EL
Class of 2022													
Graduated	91.8%	92.1%	97.5%	100.0%	98.7%	96.2%	*	-	-	100.0%	80.0%	97.7%	100.0%
Received TxCHSE	0.4%	0.4%	0.0%	0.0%	0.0%	0.0%	*	-	-	0.0%	0.0%	0.0%	0.0%
Continued HS	1.0%	1.1%	0.0%	0.0%	0.0%	0.0%	*	-	-	0.0%	0.0%	0.0%	0.0%
Dropped Out	6.8%	6.4%	2.5%	0.0%	1.3%	3.8%	*	-	-	0.0%	20.0%	2.3%	0.0%
Graduates and TxCHSE	92.2%	92.5%	97.5%	100.0%	98.7%	96.2%	*	-	-	100.0%	80.0%	97.7%	100.0%
Graduates, TxCHSE, and Continuers	93.2%	93.6%	97.5%	100.0%	98.7%	96.2%	*	-	-	100.0%	80.0%	97.7%	100.0%
6-Year Extended Longitudinal Rate (Gr 9-12)													
Class of 2022													
Graduated	92.2%	92.5%	97.5%	100.0%	98.7%	96.2%	*	-	-	100.0%	80.0%	97.7%	100.0%
Received TxCHSE	0.5%	0.5%	0.0%	0.0%	0.0%	0.0%	*	-	-	0.0%	0.0%	0.0%	0.0%
Continued HS	0.5%	0.7%	0.0%	0.0%	0.0%	0.0%	*	-	-	0.0%	0.0%	0.0%	0.0%
Dropped Out	6.8%	6.3%	2.5%	0.0%	1.3%	3.8%	*	-	-	0.0%	20.0%	2.3%	0.0%
Graduates and TxCHSE	92.7%	93.0%	97.5%	100.0%	98.7%	96.2%	*	-	-	100.0%	80.0%	97.7%	100.0%
Graduates, TxCHSE, and Continuers	93.2%	93.7%	97.5%	100.0%	98.7%	96.2%	*	-	-	100.0%	80.0%	97.7%	100.0%
Class of 2021													
Graduated	92.7%	93.4%	98.8%	100.0%	97.1%	100.0%	-	-	-	*	100.0%	98.4%	100.0%
Received TxCHSE	0.5%	0.5%	0.0%	0.0%	0.0%	0.0%	-	-	-	*	0.0%	0.0%	0.0%
Continued HS	0.5%	0.6%	0.0%	0.0%	0.0%	0.0%	-	-	-	*	0.0%	0.0%	0.0%
Dropped Out	6.3%	5.6%	1.2%	0.0%	2.9%	0.0%	-	-	-	*	0.0%	1.6%	0.0%
Graduates and TxCHSE	93.2%	93.9%	98.8%	100.0%	97.1%	100.0%	-	-	-	*	100.0%	98.4%	100.0%
Graduates, TxCHSE, and Continuers	93.7%	94.4%	98.8%	100.0%	97.1%	100.0%	-	-	-	*	100.0%	98.4%	100.0%
4-Year Federal Graduation Rate Without Exclusions (Gr 9-12)													
Class of 2024	90.7%	90.5%	95.7%	*	92.3%	98.9%	*	*	-	100.0%	88.2%	94.5%	100.0%
Class of 2023	90.3%	89.9%	94.6%	*	95.7%	93.1%	-	*	-	*	84.6%	92.8%	100.0%
RHSP/DAP Graduates (Longitudinal Rate)													
Class of 2024	44.9%	70.0%	-	-	-	-	-	-	-	-	-	-	-
Class of 2023	72.3%	20.0%	-	-	-	-	-	-	-	-	-	-	-
FHSP-E Graduates (Longitudinal Rate)													
Class of 2024	11.0%	3.2%	12.2%	*	13.5%	11.4%	*	*	-	14.3%	0.0%	13.2%	6.3%
Class of 2023	4.3%	2.6%	1.6%	*	1.1%	2.1%	-	*	-	*	9.1%	2.3%	0.0%
FHSP-DLA Graduates (Longitudinal Rate)													
Class of 2024	78.5%	83.7%	74.1%	*	71.9%	73.9%	*	*	-	85.7%	6.7%	70.6%	68.8%
Class of 2023	84.3%	83.1%	92.2%	*	95.5%	88.3%	-	*	-	*	63.6%	89.1%	100.0%
Texas First-DLA Graduates (Longitudinal Rate)													

Texas Education Agency
2024-25 Attendance, Graduation, and Dropout Rates (TAPR)
 MINERAL WELLS ISD (182903) - PALO PINTO COUNTY

	State	Region 11	District	African American	Hispanic	White	American Indian	Asian	Pacific Islander	Two or More Races	Special Ed	Econ Disadv	EB/EL
Class of 2024	0.1%	0.0%	0.0%	*	0.0%	0.0%	*	*	-	0.0%	0.0%	0.0%	0.0%
Class of 2023	0.0%	0.0%	0.0%	*	0.0%	0.0%	-	*	-	*	0.0%	0.0%	0.0%
RHSP/DAP/FHSP-E/FHSP-DLA/Texas First-DLA Graduates (Longitudinal Rate)													
Class of 2024	89.5%	86.9%	86.3%	*	85.4%	85.2%	*	*	-	100.0%	6.7%	83.8%	75.0%
Class of 2023	88.6%	85.7%	93.8%	*	96.6%	90.4%	-	*	-	*	72.7%	91.5%	100.0%
RHSP/DAP Graduates (Annual Rate)													
2023-24	24.6%	63.6%	-	-	-	-	-	-	-	-	-	-	-
2022-23	38.4%	14.3%	-	-	-	-	-	-	-	-	-	-	-
FHSP-E Graduates (Annual Rate)													
2023-24	11.0%	3.2%	11.4%	*	13.0%	10.0%	*	*	-	14.3%	0.0%	12.0%	5.9%
2022-23	4.4%	2.6%	1.6%	0.0%	1.1%	2.2%	-	*	-	*	9.1%	2.3%	0.0%
FHSP-DLA Graduates (Annual Rate)													
2023-24	76.9%	81.6%	73.5%	*	71.0%	74.0%	*	*	-	85.7%	5.9%	70.7%	64.7%
2022-23	82.5%	81.2%	91.6%	100.0%	95.6%	86.7%	-	*	-	*	63.6%	87.8%	100.0%
Texas First-DLA Graduates (Annual Rate)													
2023-24	0.1%	0.1%	0.0%	*	0.0%	0.0%	*	*	-	0.0%	0.0%	0.0%	0.0%
2022-23	0.1%	0.0%	0.0%	0.0%	0.0%	0.0%	-	0.0%	-	-	0.0%	0.0%	0.0%
RHSP/DAP/FHSP-E/FHSP-DLA/Texas First-DLA Graduates (Annual Rate)													
2023-24	87.8%	84.8%	84.8%	*	84.0%	84.0%	*	*	-	100.0%	5.9%	82.7%	70.6%
2022-23	86.8%	83.8%	93.2%	100.0%	96.7%	88.9%	-	*	-	*	72.7%	90.1%	100.0%

Texas Education Agency
2024-25 Graduation Profile (TAPR)
 MINERAL WELLS ISD (182903) - PALO PINTO COUNTY

	District Count	District Percent	State Count	State Percent
Graduates (2023-24 Annual Graduates)				
Total Graduates	211	100.0%	382,023	100.0%
By Ethnicity:				
African American	2	0.9%	48,064	12.6%
Hispanic	100	47.4%	200,942	52.6%
White	100	47.4%	101,714	26.6%
American Indian	1	0.5%	1,231	0.3%
Asian	1	0.5%	19,746	5.2%
Pacific Islander	0	0.0%	606	0.2%
Two or More Races	7	3.3%	9,720	2.5%
By Graduation Type:				
Minimum H.S. Program	0	0.0%	309	0.1%
Recommended H.S. Program/Distinguished Achievement Program	0	0.0%	101	0.0%
Foundation H.S. Program (No Endorsement)	32	15.2%	46,183	12.1%
Foundation H.S. Program (Endorsement)	24	11.4%	42,042	11.0%
Foundation H.S. Program (DLA)	155	73.5%	293,032	76.7%
Texas First Early H.S. Completion Program (Texas First-DLA)	0	0.0%	356	0.1%
Special Education Graduates	17	8.1%	35,935	9.4%
Economically Disadvantaged Graduates	150	71.1%	211,984	55.5%
Emergent Bilingual (EB)/English Learner (EL) Graduates	17	8.1%	56,967	14.9%
At-Risk Graduates	138	65.4%	173,035	45.3%
CTE Completers	81	38.4%	127,800	33.5%

Texas Education Agency
2024-25 College, Career, and Military Readiness (CCMR) (TAPR)
 MINERAL WELLS ISD (182903) - PALO PINTO COUNTY

Academic Year	State	Region 11	District	African American	Hispanic	White	American Indian	Asian	Pacific Islander	Two or More Races	Special Ed	Econ Disadv	EB/EL
College, Career, and Military Ready Graduates (Student Achievement)													
College, Career, or Military Ready (Annual Graduates)													
2023-24	81.8%	79.8%	89.6%	*	90.0%	90.0%	*	*	-	85.7%	82.4%	88.0%	76.5%
2022-23	76.3%	73.7%	93.2%	100.0%	91.1%	95.6%	-	*	-	*	100.0%	93.1%	100.0%
College Ready Graduates													
College Ready (Annual Graduates)													
2023-24	70.0%	68.4%	40.3%	*	35.0%	44.0%	*	*	-	57.1%	11.8%	37.3%	35.3%
2022-23	61.9%	60.1%	49.5%	60.0%	40.0%	56.7%	-	*	-	*	72.7%	45.0%	23.5%
TSI Criteria Graduates in English Language Arts (Annual Graduates)													
2023-24	69.5%	70.7%	53.1%	*	47.0%	58.0%	*	*	-	71.4%	5.9%	48.0%	41.2%
2022-23	62.8%	64.9%	52.1%	60.0%	41.1%	61.1%	-	*	-	*	9.1%	45.0%	11.8%
TSI Criteria Graduates in Mathematics (Annual Graduates)													
2023-24	63.2%	63.5%	38.9%	*	34.0%	43.0%	*	*	-	42.9%	5.9%	36.7%	29.4%
2022-23	54.3%	54.5%	43.7%	60.0%	34.4%	50.0%	-	*	-	*	9.1%	38.2%	17.6%
TSI Criteria Graduates in Both Subjects (Annual Graduates)													
2023-24	57.4%	58.5%	36.0%	*	30.0%	41.0%	*	*	-	42.9%	5.9%	33.3%	29.4%
2022-23	48.4%	49.2%	40.0%	60.0%	28.9%	47.8%	-	*	-	*	9.1%	34.4%	5.9%
AP / IB Met Criteria in Any Subject (Annual Graduates)													
2023-24	21.0%	20.5%	6.6%	*	9.0%	4.0%	*	*	-	0.0%	0.0%	8.0%	0.0%
2022-23	20.4%	20.2%	6.3%	0.0%	10.0%	3.3%	-	*	-	*	0.0%	6.9%	17.6%
Associate Degree (Annual Graduates)													
2023-24	3.1%	1.6%	0.0%	*	0.0%	0.0%	*	*	-	0.0%	0.0%	0.0%	0.0%
2022-23	2.5%	1.4%	1.1%	0.0%	2.2%	0.0%	-	*	-	*	0.0%	0.8%	0.0%
Dual Course Credits in Any Subject (Annual Graduates)													
2023-24	25.1%	18.8%	13.3%	*	10.0%	16.0%	*	*	-	14.3%	0.0%	8.7%	0.0%
2022-23	23.6%	17.9%	15.3%	0.0%	11.1%	18.9%	-	*	-	*	0.0%	7.6%	0.0%
Onramps Course Credits (Annual Graduates)													
2023-24	5.7%	7.5%	0.0%	*	0.0%	0.0%	*	*	-	0.0%	0.0%	0.0%	0.0%
2022-23	4.8%	6.6%	0.0%	0.0%	0.0%	0.0%	-	*	-	*	0.0%	0.0%	0.0%
Graduates Under an Advanced Diploma Plan and Identified as a Current Special Education Student (Annual Graduates)													
2023-24	6.0%	4.9%	0.5%	*	1.0%	0.0%	*	*	-	0.0%	5.9%	0.7%	5.9%
2022-23	5.6%	4.4%	4.2%	0.0%	4.4%	4.4%	-	*	-	*	72.7%	6.1%	5.9%
Career / Military Ready Graduates													
Career or Military Ready (Annual Graduates)													
2023-24	38.1%	34.0%	72.0%	*	77.0%	68.0%	*	*	-	71.4%	76.5%	70.0%	58.8%

Texas Education Agency
2024-25 College, Career, and Military Readiness (CCMR) (TAPR)
 MINERAL WELLS ISD (182903) - PALO PINTO COUNTY

Academic Year	State	Region 11	District	African American	Hispanic	White	American Indian	Asian	Pacific Islander	Two or More Races	Special Ed	Econ Disadv	EB/EL
2022-23	36.4%	31.8%	71.6%	60.0%	76.7%	71.1%	-	*	-	*	72.7%	71.0%	100.0%
Approved Industry-Based Certification (Annual Graduates)													
2023-24	34.9%	31.0%	70.6%	*	75.0%	67.0%	*	*	-	71.4%	64.7%	68.7%	58.8%
2022-23	33.4%	28.6%	71.1%	60.0%	76.7%	70.0%	-	*	-	*	63.6%	70.2%	100.0%
Graduates with Level I or Level II Certificate (Annual Graduates)													
2023-24	1.1%	0.3%	0.5%	*	1.0%	0.0%	*	*	-	0.0%	5.9%	0.7%	0.0%
2022-23	0.8%	0.3%	0.0%	0.0%	0.0%	0.0%	-	*	-	*	0.0%	0.0%	0.0%
Graduate with Completed IEP and Workforce Readiness (Annual Graduates)													
2023-24	2.7%	2.8%	1.9%	*	2.0%	2.0%	*	*	-	0.0%	23.5%	2.0%	0.0%
2022-23	2.7%	3.1%	0.5%	0.0%	0.0%	1.1%	-	*	-	*	9.1%	0.8%	0.0%
U.S. Armed Forces Enlistment (Annual Graduates)													
2023-24	0.7%	0.5%	0.9%	*	0.0%	2.0%	*	*	-	0.0%	0.0%	1.3%	0.0%
2022-23	0.6%	0.5%	0.5%	0.0%	1.1%	0.0%	-	*	-	*	0.0%	0.8%	0.0%

- Indicates there are no students in the group.

* Indicates results are masked due to small numbers to protect student confidentiality.

? Indicates that the data for this item were statistically improbable or were reported outside a reasonable range.

Texas Education Agency
2024-25 CCMR-Related Indicators (TAPR)
 MINERAL WELLS ISD (182903) - PALO PINTO COUNTY

	Academic Year	State	Region 11	District	African American	Hispanic	White	American Indian	Asian	Pacific Islander	Two or More Races	Special Ed	Econ Disadv	EB/EL
TSIA Results (Graduates >= Criterion) (Annual Graduates)														
Reading	2023-24	20.1%	17.2%	29.9%	*	25.0%	33.0%	*	*	-	42.9%	0.0%	26.0%	11.8%
	2022-23	21.0%	17.5%	31.1%	0.0%	23.3%	40.0%	-	*	-	*	0.0%	21.4%	11.8%
Mathematics	2023-24	21.3%	16.5%	16.6%	*	15.0%	18.0%	*	*	-	14.3%	0.0%	14.7%	0.0%
	2022-23	19.9%	15.5%	16.3%	0.0%	8.9%	23.3%	-	*	-	*	0.0%	9.9%	0.0%
Both Subjects	2023-24	12.7%	9.4%	12.3%	*	9.0%	15.0%	*	*	-	14.3%	0.0%	10.7%	0.0%
	2022-23	12.5%	9.4%	13.7%	0.0%	7.8%	18.9%	-	*	-	*	0.0%	8.4%	0.0%
Completed and Received Credit for College Prep Courses (Annual Graduates)														
English Language Arts	2023-24	26.6%	26.9%	19.0%	*	16.0%	21.0%	*	*	-	28.6%	5.9%	20.0%	29.4%
	2022-23	18.2%	19.3%	13.2%	60.0%	10.0%	13.3%	-	*	-	*	9.1%	15.3%	0.0%
Mathematics	2023-24	29.5%	31.9%	19.4%	*	16.0%	22.0%	*	*	-	28.6%	5.9%	20.7%	29.4%
	2022-23	20.2%	22.5%	22.1%	60.0%	21.1%	21.1%	-	*	-	*	9.1%	23.7%	17.6%
Both Subjects	2023-24	20.2%	22.1%	19.0%	*	16.0%	21.0%	*	*	-	28.6%	5.9%	20.0%	29.4%
	2022-23	12.5%	13.5%	12.6%	60.0%	8.9%	13.3%	-	*	-	*	9.1%	14.5%	0.0%
AP/IB-Results (Participation) (Grades 11-12)														
All Subjects	2024	25.7%	23.9%	7.0%	0.0%	8.4%	6.4%	*	*	*	6.3%	0.0%	7.0%	8.3%
	2023	24.2%	22.9%	9.3%	0.0%	8.8%	8.9%	*	*	*	8.3%	0.0%	8.4%	2.9%
English Language Arts	2024	14.6%	12.6%	2.0%	0.0%	1.6%	2.7%	*	*	*	0.0%	0.0%	1.7%	0.0%
	2023	13.8%	12.5%	4.2%	0.0%	2.1%	5.8%	*	*	*	8.3%	0.0%	3.2%	0.0%
Mathematics	2024	9.6%	8.3%	0.9%	0.0%	1.0%	0.9%	*	*	*	0.0%	0.0%	1.3%	0.0%
	2023	7.4%	6.6%	1.2%	0.0%	0.5%	1.1%	*	*	*	0.0%	0.0%	0.7%	0.0%
Science	2024	10.9%	10.3%	3.6%	0.0%	3.1%	4.1%	*	*	*	6.3%	0.0%	2.3%	0.0%
	2023	10.3%	9.9%	3.4%	0.0%	3.1%	3.7%	*	*	*	0.0%	0.0%	3.2%	0.0%
Social Studies	2024	13.7%	13.3%	0.5%	0.0%	0.5%	0.5%	*	*	*	0.0%	0.0%	0.3%	0.0%
	2023	13.1%	12.9%	2.0%	0.0%	2.1%	2.1%	*	*	*	0.0%	0.0%	1.8%	0.0%
AP/IB Results (Examinees >= Criterion) (Grades 11-12)														
All Subjects	2024	56.9%	63.0%	61.3%	-	62.5%	64.3%	-	-	-	*	-	66.7%	*
	2023	53.3%	57.4%	36.8%	-	52.9%	23.5%	*	*	-	*	-	41.7%	*
English Language Arts	2024	48.8%	58.0%	88.9%	-	* 100.0%	-	-	-	-	-	-	80.0%	-
	2023	52.3%	61.0%	41.2%	-	* 36.4%	*	-	-	-	*	-	33.3%	-
Mathematics	2024	53.4%	61.8%	*	-	*	*	-	-	-	-	-	*	-
	2023	50.1%	54.9%	0.0%	-	*	*	-	*	-	-	-	*	-
Science	2024	46.1%	50.4%	12.5%	-	0.0%	22.2%	-	-	-	*	-	14.3%	-
	2023	44.8%	49.2%	0.0%	-	0.0%	0.0%	-	*	-	-	-	0.0%	-

Texas Education Agency
2024-25 CCMR-Related Indicators (TAPR)
 MINERAL WELLS ISD (182903) - PALO PINTO COUNTY

	Academic Year	State	Region 11	District	African American	Hispanic	White	American Indian	Asian	Pacific Islander	Two or More Races	Special Ed	Econ Disadv	EB/EL
Social Studies	2024	56.8%	66.2%	*	-	*	*	-	-	-	-	-	*	-
	2023	42.0%	48.7%	0.0%	-	*	*	-	-	-	-	-	0.0%	-
SAT/ACT Results (Annual Graduates)														
Tested	2023-24	79.1%	78.4%	34.1%	*	30.0%	37.0%	*	*	-	28.6%	0.0%	28.0%	11.8%
	2022-23	79.3%	80.5%	37.4%	20.0%	32.2%	40.0%	-	*	?	*	9.1%	29.8%	23.5%
At/Above Criterion for All Examinees	2023-24	28.8%	31.8%	27.8%	*	13.3%	40.5%	*	*	-	*	-	21.4%	*
	2022-23	28.9%	31.4%	33.8%	*	31.0%	33.3%	-	*	*	*	*	35.9%	*
Average SAT Score (Annual Graduates)														
All Subjects	2023-24	975	984	985	*	954	1011	*	*	-	*	-	979	*
	2022-23	978	989	1009	780	962	1029	-	1240	960	1190	750	997	798
English Language Arts and Writing	2023-24	496	501	497	*	479	512	*	*	-	*	-	491	*
	2022-23	497	503	518	410	497	533	-	567	470	590	390	514	400
Mathematics	2023-24	479	483	488	*	475	498	*	*	-	*	-	488	*
	2022-23	482	485	491	370	465	496	-	673	490	600	360	484	398
Average ACT Score (Annual Graduates)														
All Subjects	2023-24	19.3	20.0	18.3	-	*	*	-	-	-	-	-	17.8	*
	2022-23	19.2	18.6	21.0	-	19.5	19.0	-	24.0	-	23.0	-	20.5	-
English Language Arts	2023-24	19.0	19.8	16.6	-	*	*	-	-	-	-	-	15.5	*
	2022-23	18.8	18.3	20.9	-	20.5	16.5	-	23.5	-	23.5	-	19.9	-
Mathematics	2023-24	19.0	19.6	19.7	-	*	*	-	-	-	-	-	20.4	*
	2022-23	18.9	18.5	19.8	-	16.5	19.0	-	25.0	-	22.0	-	20.3	-
Science	2023-24	19.6	20.3	19.4	-	*	*	-	-	-	-	-	19.4	*
	2022-23	19.5	18.9	22.0	-	20.5	23.0	-	22.0	-	24.0	-	21.8	-

- Indicates there are no students in the group.
- * Indicates results are masked due to small numbers to protect student confidentiality.
- ? Indicates that the data for this item were statistically improbable or were reported outside a reasonable range.
- n/a Indicates data reporting is not applicable for this group.

Texas Education Agency
2024-25 Other Postsecondary Indicators (TAPR)
 MINERAL WELLS ISD (182903) - PALO PINTO COUNTY

	Academic Year	State	Region 11	District	African American	Hispanic	White	American Indian	Asian	Pacific Islander	Two or More Races	Special Ed	Econ Disadv	EB/EL
Advanced/Dual-Credit Course Completion (Grades 9-12)														
Any Subject	2023-24	45.7%	43.4%	32.5%	9.7%	38.7%	27.7%	*	85.7%	*	29.6%	14.9%	31.8%	39.1%
	2022-23	45.4%	42.0%	23.3%	8.3%	24.6%	22.6%	*	66.7%	*	20.0%	6.6%	18.8%	16.7%
English Language Arts	2023-24	17.8%	15.7%	12.6%	0.0%	11.2%	14.3%	*	28.6%	*	14.8%	5.2%	9.8%	3.7%
	2022-23	17.4%	14.9%	9.5%	0.0%	8.9%	9.4%	*	50.0%	*	18.2%	0.0%	6.0%	0.0%
Mathematics	2023-24	19.4%	17.5%	7.2%	0.0%	5.6%	9.2%	*	28.6%	*	4.0%	2.2%	5.3%	0.0%
	2022-23	19.5%	17.3%	5.8%	0.0%	5.9%	5.4%	*	50.0%	*	4.5%	0.0%	4.5%	3.9%
Science	2023-24	21.9%	21.0%	17.6%	10.0%	14.9%	19.5%	*	57.1%	*	24.0%	6.0%	15.5%	2.9%
	2022-23	21.5%	20.6%	16.0%	0.0%	16.8%	16.3%	*	40.0%	*	8.3%	7.1%	13.9%	11.7%
Social Studies	2023-24	24.5%	24.4%	10.7%	0.0%	9.0%	12.2%	*	57.1%	*	12.5%	0.0%	7.9%	2.1%
	2022-23	24.0%	23.6%	9.5%	4.8%	8.4%	10.0%	*	50.0%	-	13.6%	0.0%	6.9%	1.4%
Graduates Enrolled in Texas Institution of Higher Education (TX IHE)														
	2022-23	***	***	***	***	***	***	***	***	***	***	***	***	***
	2021-22	47.6%	42.5%	31.2%	44.4%	28.6%	30.1%	50.0%	-	-	50.0%	7.1%	22.5%	14.3%
Graduates in TX IHE Completing One Year Without Enrollment in a Developmental Education Course														
	2022-23	***	***	***	***	***	***	***	***	***	***	***	***	***
	2021-22	53.6%	56.4%	47.5%	33.3%	38.1%	56.7%	0.0%	-	-	50.0%	0.0%	40.7%	100.0%

- Indicates there are no students in the group.
- * Indicates results are masked due to small numbers to protect student confidentiality.
- ? Indicates that the data for this item were statistically improbable or were reported outside a reasonable range.
- *** TX IHE data not yet available.

Texas Education Agency
2024-25 Student Information (TAPR)
 MINERAL WELLS ISD (182903) - PALO PINTO COUNTY

Student Information	Membership				Enrollment			
	District		State		District		State	
	Count	Percent	Count	Percent	Count	Percent	Count	Percent
Total Students	3,299	100.0%	5,530,499	100.0%	3,303	100.0%	5,544,255	100.0%
Students by Grade								
Early Childhood Education	11	0.3%	18,464	0.3%	15	0.5%	26,099	0.5%
Pre-Kindergarten	192	5.8%	249,407	4.5%	192	5.8%	249,875	4.5%
Pre-Kindergarten: 3-year Old	0	0.0%	43,727	0.8%	0	0.0%	43,914	0.8%
Pre-Kindergarten: 4-year Old	192	5.8%	205,680	3.7%	192	5.8%	205,961	3.7%
Kindergarten	206	6.2%	359,286	6.5%	206	6.2%	359,871	6.5%
Grade 1	248	7.5%	377,900	6.8%	248	7.5%	378,335	6.8%
Grade 2	249	7.5%	389,823	7.0%	249	7.5%	390,170	7.0%
Grade 3	225	6.8%	406,424	7.3%	225	6.8%	406,747	7.3%
Grade 4	254	7.7%	405,454	7.3%	254	7.7%	405,715	7.3%
Grade 5	240	7.3%	404,900	7.3%	240	7.3%	405,128	7.3%
Grade 6	252	7.6%	404,802	7.3%	252	7.6%	404,988	7.3%
Grade 7	254	7.7%	407,375	7.4%	254	7.7%	407,512	7.4%
Grade 8	218	6.6%	410,722	7.4%	218	6.6%	410,871	7.4%
Grade 9	256	7.8%	459,854	8.3%	256	7.8%	460,045	8.3%
Grade 10	255	7.7%	439,300	7.9%	255	7.7%	439,519	7.9%
Grade 11	210	6.4%	410,245	7.4%	210	6.4%	410,503	7.4%
Grade 12	229	6.9%	386,543	7.0%	229	6.9%	388,877	7.0%
Ethnic Distribution								
African American	113	3.4%	706,216	12.8%	113	3.4%	707,648	12.8%
Hispanic	1,382	41.9%	2,961,084	53.5%	1,385	41.9%	2,967,187	53.5%
White	1,654	50.1%	1,347,596	24.4%	1,655	50.1%	1,352,852	24.4%
American Indian	9	0.3%	18,175	0.3%	9	0.3%	18,224	0.3%
Asian	28	0.8%	307,983	5.6%	28	0.8%	308,431	5.6%
Pacific Islander	7	0.2%	8,729	0.2%	7	0.2%	8,744	0.2%
Two or More Races	106	3.2%	180,716	3.3%	106	3.2%	181,169	3.3%
Sex								
Female	1,533	46.5%	2,702,798	48.9%	1,534	46.4%	2,707,618	48.8%
Male	1,766	53.5%	2,827,701	51.1%	1,769	53.6%	2,836,637	51.2%
Other Student Cohorts								
Economically Disadvantaged	2,409	73.0%	3,346,090	60.5%	2,413	73.1%	3,349,612	60.4%
Non-Educationally Disadvantaged	890	27.0%	2,184,409	39.5%	890	26.9%	2,194,643	39.6%
Section 504 Students	301	9.1%	375,297	6.8%	301	9.1%	375,601	6.8%
EB Students/EL	601	18.2%	1,343,669	24.3%	601	18.2%	1,345,042	24.3%
Students w/ Disciplinary Placements (2023-24)	195	5.4%	122,515	2.1%				
Students w/ Dyslexia	216	6.5%	356,584	6.4%	216	6.5%	356,830	6.4%

Texas Education Agency
2024-25 Student Information (TAPR)
 MINERAL WELLS ISD (182903) - PALO PINTO COUNTY

Student Information	Membership				Enrollment			
	District		State		District		State	
	Count	Percent	Count	Percent	Count	Percent	Count	Percent
Foster Care	1	0.0%	11,656	0.2%	1	0.0%	11,713	0.2%
Homeless	48	1.5%	77,954	1.4%	48	1.5%	78,060	1.4%
Immigrant	64	1.9%	193,676	3.5%	64	1.9%	193,831	3.5%
Migrant	4	0.1%	13,377	0.2%	4	0.1%	13,426	0.2%
Title I	1,877	56.9%	3,683,060	66.6%	1,881	56.9%	3,689,382	66.5%
Military Connected	141	4.3%	229,259	4.1%	141	4.3%	229,370	4.1%
At-Risk	1,897	57.5%	2,960,262	53.5%	1,897	57.4%	2,963,913	53.5%
Students by Instructional Program								
Bilingual/ESL Education	580	17.6%	1,344,546	24.3%	580	17.6%	1,345,594	24.3%
Career and Technical Education	1,155	35.0%	1,531,679	27.7%	-	-	-	-
Career and Technical Education (9-12 grades only)	766	80.6%	1,254,694	74.0%	-	-	-	-
Gifted and Talented Education	106	3.2%	483,301	8.7%	106	3.2%	483,373	8.7%
Special Education	586	17.8%	846,876	15.3%	590	17.9%	856,651	15.5%
Students with Disabilities by Type of Primary Disability								
Total Students with Disabilities	586		843,012					
Students with Intellectual Disabilities	225	38.4%	407,120	48.3%				
Students with Physical Disabilities	151	25.8%	143,568	17.0%				
Students with Autism	90	15.4%	141,526	16.8%				
Students with Behavioral Disabilities	109	18.6%	137,182	16.3%				
Students with Non-Categorical Early Childhood	11	1.9%	13,616	1.6%				
Mobility (2023-24)								
Total Mobile Students	536	16.8%	882,523	16.4%				
African American	24	0.8%	180,657	3.3%				
Hispanic	161	5.0%	481,794	8.9%				
White	326	10.2%	157,650	2.9%				
American Indian	0	0.0%	3,546	0.1%				
Asian	5	0.2%	27,084	0.5%				
Pacific Islander	0	0.0%	1,905	0.0%				
Two or More Races	20	0.6%	29,887	0.6%				
Special Ed Students who are Mobile	109	19.6%	149,136	17.3%				
Count and Percent of EB Students/EL who are Mobile	59	11.4%	233,506	17.9%				
Count and Percent of Econ Dis Students who are Mobile	431	17.5%	645,101	19.0%				
Student Attrition (2023-24)								
Total Student Attrition	145	19.0%	765,408	18.0%				

Texas Education Agency
2024-25 Student Information (TAPR)
 MINERAL WELLS ISD (182903) - PALO PINTO COUNTY

Student Information	Non-Special Education Rates		Special Education Rates	
	District	State	District	State
Retention Rates by Grade				
Kindergarten	1.7%	1.3%	4.4%	3.6%
Grade 1	1.7%	1.9%	0.0%	3.0%
Grade 2	0.6%	1.1%	3.1%	1.4%
Grade 3	0.0%	0.6%	0.0%	0.6%
Grade 4	0.5%	0.4%	0.0%	0.4%
Grade 5	0.5%	0.3%	0.0%	0.4%
Grade 6	0.0%	0.3%	0.0%	0.4%
Grade 7	0.5%	0.4%	0.0%	0.5%
Grade 8	0.0%	0.4%	0.0%	0.5%
Grade 9	6.3%	7.3%	5.9%	11.0%

	District		State	
	Count	Percent	Count	Percent
Data Quality				
Underreported Students	0	0.0%	11,417	0.4%

Class Size Averages by Grade and Subject
 (Derived from teacher responsibility records):

Class Size Information	District	State
Elementary		
Kindergarten	21.4	18.9
Grade 1	22.0	19.2
Grade 2	19.4	19.4
Grade 3	20.0	20.1
Grade 4	22.7	20.0
Grade 5	20.8	21.3
Grade 6	21.5	19.8
Secondary		
English/Language Arts	15.6	16.4
Foreign Languages	16.8	18.9
Mathematics	17.5	17.8
Science	18.3	18.9
Social Studies	18.5	18.9

Texas Education Agency
2024-25 Staff Information (TAPR)
 MINERAL WELLS ISD (182903) - PALO PINTO COUNTY

Staff Information	District		State	
	Count	Percent	Count	Percent
Total Staff	455.4	100.0%	764,857.7	100.0%
Professional Staff	290.3	63.7%	487,682.3	63.8%
Teachers	216.2	47.5%	369,689.2	48.3%
Professional Support	46.1	10.1%	82,751.4	10.8%
Campus Administration (School Leadership)	21.0	4.6%	25,687.5	3.4%
Central Administration	7.0	1.5%	9,554.2	1.2%
Educational Aides	62.5	13.7%	81,972.7	10.7%
Auxiliary Staff	102.7	22.5%	195,202.8	25.5%
Librarians and Counselors (Headcount)				
Full-time Librarians	5.0	n/a	4,125.0	n/a
Part-time Librarians	0.0	n/a	583.0	n/a
Full-time Counselors	8.0	n/a	13,704.0	n/a
Part-time Counselors	0.0	n/a	1,298.0	n/a
Total Minority Staff	94.7	20.8%	423,307.3	55.3%
Teachers by Ethnicity				
African American	4.4	2.1%	47,165.6	12.8%
Hispanic	19.8	9.2%	114,597.9	31.0%
White	184.8	85.5%	193,115.3	52.2%
American Indian	2.7	1.2%	1,235.8	0.3%
Asian	0.0	0.0%	8,295.0	2.2%
Pacific Islander	1.8	0.8%	466.9	0.1%
Two or More Races	2.7	1.2%	4,812.6	1.3%
Teachers by Sex				
Males	57.7	26.7%	90,958.2	24.6%
Females	158.5	73.3%	278,731.0	75.4%
Teachers by Highest Degree Held				
No Degree	13.4	6.2%	8,698.9	2.4%
Bachelors	163.6	75.7%	264,052.9	71.4%
Masters	38.3	17.7%	93,864.5	25.4%
Doctorate	0.9	0.4%	3,072.9	0.8%
Teachers by Years of Experience				
Beginning Teachers	7.3	3.4%	26,999.3	7.3%
1-5 Years Experience	58.0	26.8%	104,446.4	28.3%
6-10 Years Experience	50.1	23.2%	72,857.4	19.7%
11-20 Years Experience	55.6	25.7%	101,940.9	27.6%
21-30 Years Experience	38.2	17.7%	52,207.3	14.1%
Over 30 Years Experience	6.9	3.2%	11,237.9	3.0%
Number of Students per Teacher	15.3	n/a	15.0	n/a

Texas Education Agency
2024-25 Staff Information (TAPR)
 MINERAL WELLS ISD (182903) - PALO PINTO COUNTY

Staff Information	District	State
Experience of Campus Leadership		
Average Years Experience of Principals	5.0	6.0
Average Years Experience of Principals with District	3.8	5.1
Average Years Experience of Assistant Principals	7.0	5.1
Average Years Experience of Assistant Principals with District	5.4	4.3
Average Years Experience of Teachers	12.5	11.2
Average Years Experience of Teachers with District	7.1	7.0
Average Teacher Salary by Years of Experience (regular duties only)		
Beginning Teachers	\$61,200	\$55,689
1-5 Years Experience	\$54,557	\$59,266
6-10 Years Experience	\$61,927	\$62,607
11-20 Years Experience	\$72,030	\$66,353
21-30 Years Experience	\$75,498	\$70,976
Over 30 Years Experience	\$83,608	\$75,042
Average Actual Salaries (regular duties only)		
Teachers	\$65,613	\$63,751
Professional Support	\$75,451	\$75,909
Campus Administration (School Leadership)	\$82,419	\$88,786
Central Administration	\$130,228	\$118,447
Instructional Staff Percent	70.9%	64.8%
Turnover Rate for Teachers	12.2%	18.8%
Staff Exclusions		
Shared Services Arrangement Staff:		
Professional Staff	0.0	1,167.5
Educational Aides	0.0	197.4
Auxiliary Staff	0.0	398.6
Contracted Instructional Staff	3.3	1,637.7

Designation	District		State	
	Headcount	Average Payout	Headcount	Average Payout
Teacher Incentive Allotment				
Recognized	-	-	12,718	\$5,567
Exemplary	-	-	16,951	\$11,062
Master	-	-	10,103	\$20,910

Texas Education Agency
2024-25 Staff Information (TAPR)
 MINERAL WELLS ISD (182903) - PALO PINTO COUNTY

Program Information	District		State	
	Count	Percent	Count	Percent
Teachers by Program (population served)				
Bilingual/ESL Education	29.7	13.7%	23,158.4	6.3%
Career and Technical Education	15.7	7.3%	20,492.0	5.5%
Compensatory Education	12.1	5.6%	9,612.7	2.6%
Gifted and Talented Education	16.8	7.8%	5,840.0	1.6%
Regular Education	113.5	52.5%	255,127.2	69.0%
Special Education	27.9	12.9%	42,195.7	11.4%
Other	0.4	0.2%	13,272.1	3.6%

- Indicates there is no data for the item.
- * Indicates results are masked due to small numbers.
- ** When only one student disability or assessment group is masked, then the second smallest student disability or assessment group is masked regardless of size.
- n/a Indicates data reporting is not applicable for this group.
- ? Indicates that the data for this item were statistically improbable or were reported outside a reasonable range.

Link to: [PEIMS Financial Standard Reports 2023-24 Financial Actual Report](#)
 (To open link in a new window, press the "Ctrl" key and click on the link.)



BOARD OF TRUSTEES
Agenda Item

MEETING DATE: 1/12/26

MEETING TYPE:

- Regular Meeting
- Special Meeting

AGENDA ITEM TYPE:

- Action Item
- Non-Action Item

BOARD GOALS (check all that apply)

Academic Goals

- Academic Competitiveness
 - Early Literacy (HB3)
 - Early Math (HB3)
 - Other
- Career Certifications (HB3)

Operational Goals

- Promote Community/School Partnerships
- Fiscal Responsibility
- Safe and Secure Schools

TITLE: Discuss, Consider, and Take Any Necessary Action Regarding the Approval of HB3 Board Goals and Board Developed Operational Goals

RECOMMENDED ACTION: It is recommended that the board approve the HB3 Board Goals and Board Developed Operational Goals

BOARD POLICY/STATE REGULATION/LAW REFERENCE (if applicable): House Bill 3

OVERVIEW:

HB3 required that goals in early childhood reading and math and in college, career, and military readiness are to be adopted by all public schools.

The bill requires a district to adopt appropriate five -year student outcome goals with annual target for aggregate student performance and each appropriate student group under the closing the gaps domain. The superintendent will work collaboratively with campuses to develop a recommendation for each plan to be presented to the board for adoption. The board reviews and ultimately votes to adopt plans.

FISCAL IMPACT: N/A

ATTACHMENTS: Board Goals

DEPARTMENT(S) SUBMITTING FORM: Assistant Superintendent of Student Services

DEPARTMENT SIGNATURE/APPROVAL:



HB 3 Goals

2026-2030



Plan Requirements

HB 3 requires school boards to adopt detailed plans developed by their management teams that achieve goals in two key areas:

- Early childhood literacy and mathematics (EC-LM) proficiency
- College, career, and military readiness (CCMR)



In Statute

Texas Education Code (TEC), Sections 11.185 and 11.186



Plan Components – Developing Goals

➤ **Specific, quantifiable, goals (measurable goals)**

- Each goal needs to contain a baseline (current state), a target (future state), a population (which students will be impacted), and a deadline (month and year by when the current state will equal the future state).
- Annual targets must be included for each goal in addition to the 5-year deadline target.
- Adopting board outcome goals and progress measures for each goal creates alignment with each plan.



In Statute

Texas Education Code (TEC), Sections 11.185 and 11.186

MINERAL WELLS ISD CCMR Board Outcome Goal

The percentage of graduates that meet the criteria for CCMR will maintain at least 90% of students meeting each year through 2030.

Yearly Target Goals

	2026	2027	2028	2029	2030	
	90	90	90	90	90	

Closing the Gaps Student Groups Yearly Targets

	African American	Hispanic	White	American Indian	Asian	Pacific Islander	Two or More Races	Special Ed	Eco Disadv	Special Ed (former)	EL	Cont. Enrolled	Non-Cont. Enrolled
2026	90	90	90	*	*	*	90	90	90	*	*	*	*
2027	90	90	90	*	*	*	90	90	90	*	*	*	*
2028	90	90	90	*	*	*	90	90	90	*	*	*	*
2029	90	90	90	*	*	*	90	90	90	*	*	*	*
2030	90	90	90	*	*	*	90	90	90	*	*	*	*

*Once there is a population for this category, the 2030 goal will be 90.

PD Plan: Career planning, dual credit, SAT/ACT, and certification PD for those involved in student four-year plan development.

MINERAL WELLS ISD Early Literacy Board Outcome Goal

The percentage of 3rd grade students who score "Meets Grade Level" or above on STAAR Reading will increase from 40% to 68% by August 2030.

Yearly Target Goals

	2026	2027	2028	2029	2030
	48	53	60	65	68

Closing the Gaps Student Groups Yearly Targets

	African American	Hispanic	White	American Indian	Asian	Pacific Islander	Two or More Races	Special Ed	Eco Disadv	Special Ed (former)	EL	Cont. Enrolled	Non-Cont. Enrolled
2026	48	48	48	*	*	*	70	40	45	45	48	48	42
2027	53	53	53	*	*	*	72	45	53	53	53	53	50
2028	60	60	60	*	*	*	74	48	60	60	60	60	55
2029	65	65	65	*	*	*	74	50	65	65	65	65	58
2030	68	68	68	*	*	*	74	52	68	68	68	68	60

*Once there is a population for this category, the 2030 goal will be 68.

PD Plan: All teachers and administrators will attend Reading Academies PD. Beginning in 2026-2027, teachers will attend RBIS training.

MINERAL WELLS ISD Early Math Board Outcome Goal

The percentage of 3rd grade students who score "Meets Grade Level" or above on STAAR Math will increase from 38% to 68% by August 2030.

Yearly Target Goals

	2026	2027	2028	2029	2030	
	45	50	60	65	68	

Closing the Gaps Student Groups Yearly Targets

	African American	Hispanic	White	American Indian	Asian	Pacific Islander	Two or More Races	Special Ed	Eco Disadv	Special Ed (former)	EL	Cont. Enrolled	Non-Cont. Enrolled
2026	49	49	49	*	*	*	70	40	49	45	48	49	45
2027	50	50	50	*	*	*	71	43	50	48	50	50	50
2028	60	60	60	*	*	*	72	45	60	60	60	60	55
2029	65	65	65	*	*	*	72	48	65	65	65	65	60
2030	68	68	68	*	*	*	72	51	68	68	68	68	65

*Once there is a population for this category, the 2030 goal will be 68.

PD Plan: LASO Grant training for all math teachers.



BOARD OF TRUSTEES
Agenda Item

MEETING DATE: 1/12/26

MEETING TYPE:

- Regular Meeting
- Special Meeting

AGENDA ITEM TYPE:

- Action Item
- Non-Action Item

BOARD GOALS (check all that apply)

Academic Goals

- Academic Competitiveness
 - Early Literacy (HB3)
 - Early Math (HB3)
 - Other
- Career Certifications (HB3)

Operational Goals

- Promote Community/School Partnerships
- Fiscal Responsibility
- Safe and Secure Schools

TITLE: Discuss, Consider, and Take Any Necessary Action Regarding Chrome Tablet Purchase for PK

RECOMMENDED ACTION: It is recommended that the purchase of Chrome tablets for Lamar PK be approved as presented.

BOARD POLICY/STATE REGULATION/LAW REFERENCE (if applicable): CH(LOCAL)

OVERVIEW:

We recently tested the Acer Chrome tablet device with two PK teachers and concluded the device would be a better fit for PK students for this refresh cycle. This new Acer model has an expiration date that fits in our device lifecycle plan. Acer allows us to start the warranty date upon deployment; therefore, early arrival of the devices will not diminish the initial warranty period of one year. A Google license for each device is included with the quotation.

FISCAL IMPACT: \$73,345.50

ATTACHMENTS: CDW-G Quote PSCS896

DEPARTMENT(S) SUBMITTING FORM: Technology

DEPARTMENT SIGNATURE/APPROVAL: Justin A. Lascsak

Digitally signed by Justin A. Lascsak
Date: 2026.01.04 19:45:15 -06'00'



Thank you for choosing CDW. We have received your quote.

Hardware Software Services IT Solutions Brands Research Hub

QUOTE CONFIRMATION

JUSTIN LASCSAK,

Thank you for considering CDW•G for your technology needs. The details of your quote are below. **If you are an eProcurement or single sign on customer, please log into your system to access the CDW site.** You can search for your quote to retrieve and transfer back into your system for processing.

For all other customers, click below to convert your quote to an order.

Convert Quote to Order

QUOTE #	QUOTE DATE	QUOTE REFERENCE	CUSTOMER #	GRAND TOTAL
PSCS896	12/17/2025	CHROMETAB. JAN BOARD	3711862	\$73,345.50

QUOTE DETAILS

ITEM	QTY	CDW#	UNIT PRICE	EXT. PRICE
Acer Chromebook Tab 311 D723N D723N-K3NR Chromebook Tablet - 11" WUXGA - Me Mfg. Part#: NT.DBJAA.001 Chrometab w. KB Contract: Sourcewell 121923 CDWG-Chromebook (121923)	25	8395964	\$319.46	\$7,986.50
Acer Chromebook Tab 311 D723N D723N-K705 Chromebook Tablet - 11" WUXGA - Me Mfg. Part#: NT.DBJAA.002 Chrometab w/o KB Contract: Sourcewell 121923 CDWG-Chromebook (121923)	200	8395968	\$291.92	\$58,384.00
Google Chrome Education Upgrade Mfg. Part#: CROS-SW-DIS-EDU-NEW Electronic distribution - NO MEDIA Contract: Sourcewell 121923 CDWG-Chromebook (121923)	225	5988499	\$31.00	\$6,975.00

SUBTOTAL	\$73,345.50
SHIPPING	\$0.00
SALES TAX	\$0.00
GRAND TOTAL	\$73,345.50

PURCHASER BILLING INFO	DELIVER TO
Billing Address: MINERAL WELLS ISD ACCTS PAYABLE 906 SW 5TH AVE MINERAL WELLS, TX 76067-8445 Phone: (940) 325-6404 Payment Terms: NET 30-VERBAL	Shipping Address: MINERAL WELLS ISD JUSTIN LASCSAK 906 SW 5TH AVE MINERAL WELLS, TX 76067-8445 Phone: (940) 325-6404 Shipping Method: UPS Ground

Please remit payments to:

CDW Government
75 Remittance Drive
Suite 1515
Chicago, IL 60675-1515



Sales Contact Info

Laura Clark | (877) 325-6205 | laurcla@cdwg.com

Need Help?



My Account



Support



Call 800.800.4239

[About Us](#) | [Privacy Policy](#) | [Terms and Conditions](#)

This order is subject to CDW's Terms and Conditions of Sales and Service Projects at <http://www.cdwg.com/content/terms-conditions/product-sales.aspx>
For more information, contact a CDW account manager.

© 2025 CDW•G LLC, 200 N. Milwaukee Avenue, Vernon Hills, IL 60061 | 800.808.4239



BOARD OF TRUSTEES
Agenda Item

MEETING DATE: 1/13/25

MEETING TYPE:

- Regular Meeting
- Special Meeting

AGENDA ITEM TYPE:

- Action Item
- Non-Action Item

BOARD GOALS (check all that apply)

Academic Goals

- Academic Competitiveness
 - Early Literacy (HB3)
 - Early Math (HB3)
 - Other
- Career Certifications (HB3)

Operational Goals

- Promote Community/School Partnerships
- Fiscal Responsibility
- Safe and Secure Schools

TITLE: Discuss, Consider, and Take Any Necessary Action on Changing the Date of the March 2026 Regular Board Meeting

RECOMMENDED ACTION: It is recommended that the March 2026 board meeting date be changed

BOARD POLICY/STATE REGULATION/LAW REFERENCE (if applicable): Board Policy BE(LOCAL)

OVERVIEW:

Regular meetings of the Board shall normally be held on the second Monday of each month at 5:30p.m. When determined necessary and for the convenience of Board members, the Board President may change the date, time, or location of a regular meeting with proper notice.

FISCAL IMPACT: N/A

ATTACHMENTS: N/A

DEPARTMENT(S) SUBMITTING FORM: Superintendent

DEPARTMENT SIGNATURE/APPROVAL: 



BOARD OF TRUSTEES
Agenda Item

MEETING DATE: 1/12/26

MEETING TYPE:

- Regular Meeting
- Special Meeting

AGENDA ITEM TYPE:

- Action Item
- Non-Action Item

BOARD GOALS (check all that apply)

Academic Goals

- Academic Competitiveness
 - Early Literacy (HB3)
 - Early Math (HB3)
 - Other
- Career Certifications (HB3)

Operational Goals

- Promote Community/School Partnerships
- Fiscal Responsibility
- Safe and Secure Schools

TITLE: Discuss, Consider, and Take Any Necessary Action Regarding the Revision to Board Policy EHBG(Local)

RECOMMENDED ACTION: It is recommended that the Board approve the revision to the board policy EHBG(Local) as presented.

BOARD POLICY/STATE REGULATION/LAW REFERENCE (if applicable): EHBG(LOCAL)

OVERVIEW:

See attachment.

FISCAL IMPACT: N/A

ATTACHMENTS: EHGB(LOCAL)-X edit

DEPARTMENT(S) SUBMITTING FORM: Superintendent

DEPARTMENT SIGNATURE/APPROVAL:

PROPOSED REVISIONS 12.10.25

The District shall operate a free prekindergarten program.

Admission Priorities

In order to be admitted into the District's prekindergarten program, a child must be four years of age by September 1 of the school year.

The District shall prioritize admission to prekindergarten classes in accordance with the following:

1. District residents who are eligible for enrollment in prekindergarten under state law. [See EHBG(LEGAL)]
2. Nonresident children who meet the eligibility requirements for enrollment in prekindergarten under state law and are children of District employees who do not reside in the District.
3. Nonresidents who do not meet the state eligibility requirements for enrollment in prekindergarten, but are children of District employees who do not reside in the District.
4. District residents who do not meet the state eligibility requirements for enrollment in prekindergarten and are not children of District employees.
5. Nonresidents who meet the state eligibility requirements for enrollment in prekindergarten and are not children of District employees.
6. Nonresidents who do not meet the state eligibility requirements for enrollment in prekindergarten and are not children of District employees; enrollment would be subject to tuition.

Attendance

The enrollment of more students eligible for prekindergarten during the school year shall not result in the withdrawal of enrolled students not meeting the state eligibility criteria; however, the District shall withdraw students who are not in compliance with attendance requirements.

Transportation

~~The District shall provide one-way transportation for resident prekindergarten students who meet the state eligibility requirements for enrollment in prekindergarten.~~

Program Evaluation and Renewal

The District shall annually evaluate the prekindergarten program in order to evaluate whether funds continue to be available for offering universal enrollment.



BOARD OF TRUSTEES
Agenda Item

MEETING DATE: 1/12/26

MEETING TYPE:

- Regular Meeting
- Special Meeting

AGENDA ITEM TYPE:

- Action Item
- Non-Action Item

BOARD GOALS (check all that apply)

Academic Goals

- Academic Competitiveness
 - Early Literacy (HB3)
 - Early Math (HB3)
 - Other
- Career Certifications (HB3)

Operational Goals

- Promote Community/School Partnerships
- Fiscal Responsibility
- Safe and Secure Schools

TITLE: Discuss, Consider, and Take Any Necessary Action Regarding the Superintendent's Contract

RECOMMENDED ACTION: It is recommended that the Board approve the Superintendent contract as presented

BOARD POLICY/STATE REGULATION/LAW REFERENCE (if applicable): Texas Education Code §11.201(b)

OVERVIEW:

Texas Education Code §11.201(b) authorizes the Board of Trustees to employ a superintendent under a written contract for a term not to exceed five years. An employment contract creates a property interest in the position only for the duration of the contract term and does not extend beyond the stated period.

FISCAL IMPACT: _____

ATTACHMENTS: _____

DEPARTMENT(S) SUBMITTING FORM: Superintendent

DEPARTMENT SIGNATURE/APPROVAL:  _____