

Agenda of Board Workshop/Regular Meeting

The Board of Trustees Mineral Wells ISD

A Board Workshop/Regular Meeting of the Board of Trustees of Mineral Wells ISD will be held Monday, May 10, 2021, beginning at 5:30 PM in the District Services Complex.

The subjects to be discussed or considered or upon which any formal action may be taken are listed below. Items do not have to be taken in the same order as shown on this meeting notice. Unless removed from the consent agenda, items identified within the consent agenda will be acted on at one time.

1. **Call to Order/Establish Quorum**
2. **Workshop**
 - A. Planning 2021-2022
 - B. Agenda Review
3. **Closed Session - Texas Government Code 551.074**
 - A. Employment/Appointment/Reassignment/Evaluation/Compensation/Duties of Personnel
 - B. Renewal/Nonrenewal/Assignment/Reassignment/Probationary Status/Return to Probationary Status/Continuing Status of District Personnel
4. **Open Session - 7:00 p.m.**
5. **Prayer**
6. **Pledges - U.S./Texas Flags**
7. **Mission & Vision Statements**
8. **Public Comment**
9. **Special Recognition**
 - A. State Recognition
Presenter: Karyn Bullock, Communications Director
10. **President's Report**
11. **Superintendent's Report**
 - A. Ag Facility Update

| | |
|---|----|
| Presenter: James Bradford, Maintenance Director | |
| B. Enrollment Comparison | 3 |
| C. ESSER III Funding Briefing | 5 |
| D. School Health Advisory Committee Annual Report 2020-2021 | 10 |
| E. Mental Health Update | |
| Presenter: Aimee Schwartz-Jarrett, Mental Health Counselor Secondary | |
| F. Spring Athletic Report | |
| Presenter: Coach Seth Hobbs, Boys Athletic Director and Coach Tony Raffaele, Girls Athletic Director | |
| G. Food Service Report | |
| Presenter: Carrie Davis, Food Service Director | |
| 12. Consent Agenda Items | |
| A. Monthly Financial Reports and Accounts Payable Listing | 14 |
| B. Water/Electricity/Gas Reports | 33 |
| C. Minutes of the April 12, 2021 Meetings of the Board | 37 |
| D. Education Service Center Region 11 Contract for Services for the 2021-2022 School Year | 49 |
| 13. Information | |
| A. Calendars for May and June | 85 |
| 14. Vote on Closed Session Items | |
| 15. Adjournment | |



BOARD OF TRUSTEES Agenda Item

MEETING DATE: May 10, 2021

MEETING TYPE:

- Regular Meeting
- Special Meeting

AGENDA ITEM TYPE:

- Action Item
- Non-Action Item

BOARD GOALS (check all that apply)

Academic Goals

- Academic Competitiveness
 - Early Literacy (HB3)
 - Early Math (HB3)
 - Other
- Career Certifications (HB3)

Operational Goals

- Promote Community/School Partnerships
- Fiscal Responsibility
- Safe and Secure Schools

TITLE: Enrollment Comparison April 2021

RECOMMENDED ACTION: This item for information only.

BOARD POLICY/STATE REGULATION/LAW REFERENCE (if applicable):

OVERVIEW:

See attached report.

FISCAL IMPACT: Rising enrollment results in revenue increase.

ATTACHMENTS: MWISD Enrollment Comparison/Campus Summary Report

DEPARTMENT(S) SUBMITTING FORM: Superintendent


DEPARTMENT SIGNATURE/APPROVAL: 

Mineral Wells I.S.D. Campus Summary Report as of April 30th (20 School Day)

| | |
|-----------------------------|---------|
| Total # of Students: | 3091 |
| Refined ADA: | 2792.27 |
| % of Attendance: | 94.13 |

| School | Student Enrollment | Refined ADA | % Attendance |
|--------------------|--------------------|-------------|--------------|
| Mineral Wells H.S. | 761 | 690.66 | 91.79% |
| Academy | 21 | 16.95 | 76.70% |
| Mineral Wells JH | 497 | 469.3 | 94.42% |
| Travis Elementary | 660 | 615.65 | 93.86% |
| Houston Elementary | 491 | 469.65 | 96.34% |
| Lamar Elementary | 661 | 530.06 | 96.05% |

| APRIL | 2015-2016 | 2016-2017 | 2017-2018 | 2018-2019 | 2019-2020 | 2020-2021 |
|---------|-----------|-----------|-----------|-----------|-----------|-----------|
| | April | April | April | April | April | April |
| EE | 30 | 29 | 28 | 17 | 31 | 28 |
| PK | 147 | 224 | 217 | 221 | 217 | 145 |
| K | 237 | 205 | 266 | 243 | 266 | 248 |
| 1st | 246 | 235 | 210 | 264 | 251 | 240 |
| 2nd | 229 | 265 | 228 | 206 | 252 | 246 |
| 3rd | 276 | 223 | 262 | 225 | 210 | 245 |
| 4th | 270 | 262 | 233 | 241 | 225 | 209 |
| 5th | 218 | 261 | 253 | 231 | 246 | 209 |
| 6th | 234 | 216 | 261 | 251 | 228 | 242 |
| 7th | 233 | 227 | 219 | 263 | 269 | 236 |
| 8th | 232 | 215 | 219 | 226 | 253 | 261 |
| 9th | 261 | 225 | 206 | 222 | 241 | 242 |
| 10th | 239 | 226 | 207 | 190 | 200 | 209 |
| 11th | 197 | 209 | 210 | 180 | 149 | 169 |
| 12th | 182 | 180 | 184 | 200 | 160 | 141 |
| Academy | 24 | 30 | 14 | 7 | 33 | 21 |
| Total | 3255 | 3232 | 3217 | 3187 | 3231 | 3091 |



BOARD OF TRUSTEES Agenda Item

MEETING DATE: May 10, 2021

MEETING TYPE:

- Regular Meeting
- Special Meeting

AGENDA ITEM TYPE:

- Action Item
- Non-Action Item

BOARD GOALS (check all that apply)

Academic Goals

- Academic Competitiveness
 - Early Literacy (HB3)
 - Early Math (HB3)
 - Other
- Career Certifications (HB3)

Operational Goals

- Promote Community/School Partnerships
- Fiscal Responsibility
- Safe and Secure Schools

TITLE: ESSER III Funding Briefing

RECOMMENDED ACTION: This item is for information only.

BOARD POLICY/STATE REGULATION/LAW REFERENCE (if applicable):

OVERVIEW:

The Texas legislature just announced the release of ESSER III federal education stimulus dollars. Superintendents are required to brief school board trustees on these funds; in particular, superintendents are required to explain that these are one-time funds that must be fully expended by Sept. 2024, and are to be used to remediate learning loss caused by the COVID-19 pandemic.

FISCAL IMPACT: \$7.7 million in federal funding for MWISD

ATTACHMENTS: New Funding for Texas Schools

DEPARTMENT(S) SUBMITTING FORM: Superintendent

DEPARTMENT SIGNATURE/APPROVAL: 



GOVERNOR GREG ABBOTT

For Immediate Distribution | April 28, 2021 | (512) 463-1826

Governor Abbott, Lt. Governor Patrick, Speaker Phelan Announce \$11.2 Billion In New Funding For Texas Public Schools

Supplemental funds build upon funding previously provided to address pandemic educational challenges

AUSTIN - Governor Greg Abbott, Lieutenant Governor Dan Patrick, and Speaker Dade Phelan today announced the release of \$11.2 billion in new federal funds to help public schools address student learning loss and costs incurred as a result of the COVID-19 pandemic. These one-time funds are intended to support a comprehensive learning recovery effort in Texas over the next three years. Due to federal requirements, two-thirds of the funds are available immediately under grants administered by the Texas Education Agency (TEA), with the final one-third to be distributed contingent upon approval by the U.S. Department of Education.

Given the complicated nature of the federal maintenance of effort requirements and the enormity of the education challenge ahead, the decision to release these new funds was reached with the important input of Senate Finance Chair Jane Nelson, House Appropriations Chair Greg Bonnen, Senate Education Chair Larry Taylor, and House Public Education Chair Harold Dutton.

This funding builds upon the roughly \$2.2 billion in federal funding already allocated to Texas to help public schools respond to COVID-19 and comes on the heels of the largest single-year increase in funding for Texas public education in the history of the state. The Texas Legislature passed the transformative legislation House Bill 3 in 2019, and during the 2019-20 school year, state funding for public education increased by more than \$5 billion from the year prior.

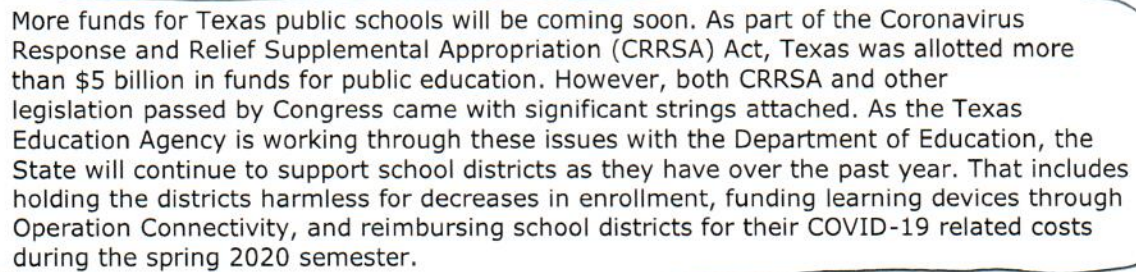
"The State of Texas is ensuring that our public schools have the necessary resources to help Texas students recover from learning loss related to COVID-19," said Governor Abbott.

"Two years ago, the Legislature passed, and I signed historic school finance legislation to ensure education funding was more equitable and that we fund schools in part on their ability to ensure students are ready for higher education or a career. To ensure this pandemic does not become a generational education crisis, we expect, and students deserve, for this funding to be used to remediate the progress lost due to the pandemic. This will ensure that Texas students will be ready to fill the jobs created in and attracted to this state."

"Throughout the challenges of the pandemic over the last year, I have worked to ensure the state maintains the funding commitment we made to our schools in HB3 in 2019, including teacher pay raises and the school finance reforms. These additional federal funds now will allow educators to help our students recover from the negative impact of long months out

of the classroom. My goal is to ensure that Texas schools — like the rest of our state — come back stronger than ever," said Lt. Governor Patrick.

"These resources will help close the gap for our students who have fallen behind as a result of COVID-19," said Speaker Dade Phelan. "Now more than ever, our state must work in unison to ensure our students remain competitive and have the tools they need to succeed. Texas is committed to our children and our public education system, and these funds and our efforts this session will underscore that commitment."



More funds for Texas public schools will be coming soon. As part of the Coronavirus Response and Relief Supplemental Appropriation (CRRSA) Act, Texas was allotted more than \$5 billion in funds for public education. However, both CRRSA and other legislation passed by Congress came with significant strings attached. As the Texas Education Agency is working through these issues with the Department of Education, the State will continue to support school districts as they have over the past year. That includes holding the districts harmless for decreases in enrollment, funding learning devices through Operation Connectivity, and reimbursing school districts for their COVID-19 related costs during the spring 2020 semester.

Governor Abbott, Lieutenant Governor Patrick, Speaker Phelan, Senators Jane Nelson and Larry Taylor, and Representatives Greg Bonnen and Harold Dutton will continue to work alongside the TEA to ensure that all outstanding questions on CRRSA funds are resolved by the end of the 87th Legislative Session so schools have clarity on the final round of supplemental funds they will receive.

###



To the Administrator Addressed

Commissioner Mike Morath

1701 North Congress Avenue • Austin, Texas 78701-1494 • 512 463-9734 • 512 463-9838 FAX • tea.texas.gov

| | |
|--------------------|---|
| DATE: | April 28, 2021 |
| SUBJECT: | Release of ESSER III Formula Funds to Texas Public School Systems |
| CATEGORY: | Federal Grant Funding |
| NEXT STEPS: | Review grant guidance |

Effective today, districts and open-enrollment charter schools (school systems) in Texas may apply to receive their allocation of the \$11.2 billion appropriated to the State of Texas for public education purposes under the American Rescue Plan (ARP) Act through the Elementary and Secondary School Emergency Relief III (ESSER III) Fund. Funds are being provided, supplemental to all other funding sources to school systems, and will not be supplanted at the state level. School systems should use these new funds to respond to the pandemic and to address student learning loss as a result of COVID-19. The eGrants electronic grant application will be available on the [TEA Grant Opportunities web page](#) on Thursday, April 29, 2021.

→ (\$5,181,051)
 The U.S. Department of Education's (USDE) initial grant award notice to Texas makes immediately available two-thirds of the total federal appropriation to Texas under ARP (ESSER III), and, as a result, TEA is providing that same amount to Texas schools. Most, but not all school systems, are eligible to receive funds under required federal funding formulas. Specific allocations by school system can be found [here](#).

(\$2,590,526)
 The remaining one-third of ARP (ESSER III) funds will be released to schools in the amounts indicated on the above allocation document and will also be supplemental to all other state funds. However, due to federal requirements, these funds have not yet been made available to the state and remain contingent upon USDE approving the state plan. The state plan will be developed in consultation with educators and other stakeholders around the state, as required by federal law. Additional details on the state plan will be announced in future correspondence.


Along with today's announcement of funds availability, TEA has published guidance and frequently asked questions regarding how these funds can be used, including local compliance requirements schools must follow given federal rules known at this time. Guidance resources are available [here](#) and can be also accessed from the Coronavirus webpage of the Texas Education Agency (TEA) at <https://tea.texas.gov/coronavirus>.

While keeping in mind the purpose and requirements under ESSER related to accelerating student learning, TEA strongly encourages school systems to plan for how to use these one-time federal funds expeditiously over the entire covered period. ESSER III funds must be spent by September 2024. If activity that is allowable under federal law is paid for by federal funds when that activity was previously paid for by local funds, then unspent local funds are freed up for the purpose of extending intervention support for students into future years.

This strategy would seem especially wise for school systems with large allocations of ESSER III dollars, to facilitate a more comprehensive long-term approach to learning acceleration that will be necessary to support all Texas students affected by COVID-19, while also avoiding a local fiscal cliff caused by the expiration of federal funds in September 2024. As part of the ESSER grant application process,

superintendents must brief their boards on the one-time nature of these federal funds. School systems should not anticipate that ongoing, replacement funds will be provided at either the federal or state level.

Today's announcement follows guidance issued on Monday, April 19, 2021, by USDE related to maintenance of effort (MOE) requirements. Under federal coronavirus relief laws, states are required to maintain spending in K-12 and in higher education at the same proportion of total state spending during fiscal years 2022 and 2023 as total state spending in fiscal years 2017, 2018, and 2019. With the passage of HB 3, K-12 spending at the state level rose by roughly \$5 billion, which increased overall state spending accordingly. Higher education spending has also increased, though less dramatically.


 Texas appears to be in a unique situation in this regard, with higher education proportionality impacted primarily by a massive increase in K-12 spending. Guidance issued last week by USDE clarified that a waiver of this requirement, if necessary, cannot be obtained in the time required to write the state budget. As a result, significant appropriations questions must be resolved to ensure the state prevents a situation where school systems would be required to return portions of their ESSER II and ESSER III funds to the federal government.

The Texas Legislature is also considering the interactions of other factors at play. Survey data provided by school systems to TEA indicate that, given the nature of required ESSER federal funding formulas, roughly 50 school systems have more COVID-19 expenses than they will receive under ESSER II and ESSER III. Meanwhile, several statutory changes are being considered that have possible appropriations implications. MOE requirements for these federal funds are impacted by appropriations decisions made in parts of the budget unrelated to elementary, secondary, and post-secondary education.

State legislative leadership has indicated a commitment to resolving the MOE questions, ensuring all school systems will have funding available for COVID-19 expenses, and providing appropriations that are sufficient for any public education funding proposal approved by the Legislature. It will likely take the duration of the legislative session to resolve all outstanding questions and determine the implications to state funds resulting from the release of ESSER II funds.

Contact

For support or additional information, please contact the Department of Grant Compliance and Administration at GrantSupport@tea.texas.gov.



BOARD OF TRUSTEES Agenda Item

MEETING DATE: May 10, 2021

MEETING TYPE:

- Regular Meeting
- Special Meeting

AGENDA ITEM TYPE:

- Action Item
- Non-Action Item

BOARD GOALS (check all that apply)

Academic Goals

- Academic Competitiveness
 - Early Literacy (HB3)
 - Early Math (HB3)
 - Other
- Career Certifications (HB3)

Operational Goals

- Promote Community/School Partnerships
- Fiscal Responsibility
- Safe and Secure Schools

TITLE: School Health Annual Advisory Committee Report for 2020-2021

RECOMMENDED ACTION: This item is for information only

BOARD POLICY/STATE REGULATION/LAW REFERENCE (if applicable): Education Code 28.004(d-1; m); Board Policy BDF(LEGAL)

OVERVIEW:

The SHAC shall meet at least four times each year. *Education Code 28.004(d-1)*

The SHAC shall submit to the Board, at least annually, a written report that includes:

1. Any SHAC recommendation concerning the District's health education curriculum and instruction or related matters that the SHAC has not previously submitted to the Board.
2. Any suggested modification to a SHAC recommendation previously submitted to the Board; and
3. A detailed explanation of the SHAC's activities during the period between the date of the current report and the date of the last prior written report.

FISCAL IMPACT: _____

ATTACHMENTS: SHAC Report and Goals

DEPARTMENT(S) SUBMITTING FORM: Superintendent

DEPARTMENT SIGNATURE/APPROVAL: 

Mineral Wells ISD School Health Advisory Committee 2020 - 2021 Annual Report

Eight Components of Coordinated School Health

- Health Services
- Healthy and Safe School Environment
- Counseling and Mental Health Services
- Staff Wellness
- Parent and Community Involvement
- Physical Education
- Health Education
- Nutrition Services

SHAC Goals for 2020 – 2021

❖ **Expand a mindfulness program**

The mindfulness program was taken up by the district Mental Health Counselors. Charlena Priddy and Aimee Schwartz-Jarrett are providing psychoeducation using various theories and techniques, which include the use of mindfulness skills training.

❖ **Explore and consider telemedicine for MWISD**

Palo Pinto General Hospital (PPGH) and Mineral Wells ISD entered into an agreement to develop a Telemedicine program. Telemedicine equipment was placed on all three elementary campuses and all nurses were trained to use the equipment. Due to Covid quarantine limitations and technical issues, the program has been used only in a limited manner.

There has been some parental resistance due to concerns about having a televised doctor's visit at school. Mineral Wells ISD and Palo Pinto General Hospital would like to plan some informational events to better inform the community about telemedicine at school. Due to continuing technical issues, which are being actively addressed, PPGH has chosen to hold off on those plans for now.

Limited clinic space, confidentiality, and parental buy in have been the additional limitations. However, staff and parents who have used the district telehealth program have been very pleased. As we move forward, there are plans to expand the telemedicine program to the Jr. High and High School campuses.

Mineral Wells ISD SHAC

Goals for 2021 – 2022

Explore and consider a School Store for Mineral Wells ISD

A grocery store inside a school, staffed by students, and made available to students who shop with earned points is a way to put extra food on the tables struggling families and teach students the value of hard work.

Mineral Wells ISD has over 88% of their students who are considered economically disadvantaged. Many, who suffer from food insecurity. A school grocery store can be a resource to students and their families. Students working in the store would be afforded the opportunity to develop job skills, work ethics, and life skills. Students purchasing food from the store would be helping to provide food for their families.


A point system is used for students to purchase products from the store. Points are earned through positive actions and good deeds, all determined by students and staff. Those points are then used to purchase food from the store. The cost of the food to the student is also based on a point system.

The success of the school store would depend on finding a space or a room to build the store in and finding a dedicated person or team who believes in the school store and agrees that failure is not an option for the school store.

The videos below give additional information.

<https://www.youtube.com/watch?v=Tcmd7wSiD3g>

<https://www.youtube.com/watch?v=eRlJkrV6OAK>



BOARD OF TRUSTEES Agenda Item

MEETING DATE: May 10, 2021

MEETING TYPE:

- Regular Meeting
 Special Meeting

AGENDA ITEM TYPE:

- Action Item
 Non-Action Item

BOARD GOALS (check all that apply)

Academic Goals

- Academic Competitiveness
- Early Literacy (HB3)
 - Early Math (HB3)
 - Other
- Career Certifications (HB3)

Operational Goals

- Promote Community/School Partnerships
 Fiscal Responsibility
 Safe and Secure Schools

TITLE: Monthly Financial Reports and Accounts Payable Listing

RECOMMENDED ACTION: It is recommended that the monthly Financial Reports and Accounts Payable Listing be approved as presented.

BOARD POLICY/STATE REGULATION/LAW REFERENCE (if applicable):



OVERVIEW:

See attached information.

FISCAL IMPACT: Variable revenue and expenditures to District

ATTACHMENTS: Tax Receipt Report; Financial Statement; AP Listing

DEPARTMENT(S) SUBMITTING FORM: Business and Finance

DEPARTMENT SIGNATURE/APPROVAL:  

**MAY 10, 2021 BOARD MEETING
2020-2021 TAX COLLECTIONS
AS OF MARCH 31, 2021**

| MAINTENANCE & OPERATIONS | | | | | | |
|-------------------------------------|-----------------|---------------------|-------------------|--------------------------|-----------------|---|
| | LEVY | MONTHLY ACTIVITY | PRIOR ACTIVITY | YEAR-TO-DATE ACTIVITY | BALANCE DUE | YEAR-TO-DATE PERCENTAGE COLLECTED |
| CURRENT TAXES | \$ 8,736,821.00 | \$ 678,879.70 | \$ 8,201,952.46 | \$ 8,880,832.16 | \$ (144,011.16) | 101.65% |
| DELINQUENT TAXES | \$ 230,778.00 | \$ 14,249.02 | \$ 152,939.21 | \$ 167,188.23 | \$ 63,589.77 | 72.45% |
| PENALTY & INTEREST | \$ 145,978.00 | \$ 49,153.78 | \$ 46,445.02 | \$ 95,598.80 | \$ 50,379.20 | 65.49% |
| GRAND TOTAL | \$ 9,113,577.00 | \$ 742,282.50 | \$ 8,401,336.69 | \$ 9,143,619.19 | \$ (30,042.19) | 100.33% |

| INTEREST & SINKING | | | | | | |
|-------------------------------|-----------------|---------------------|-------------------|--------------------------|-----------------|---|
| | LEVY | MONTHLY ACTIVITY | PRIOR ACTIVITY | YEAR-TO-DATE ACTIVITY | BALANCE DUE | YEAR-TO-DATE PERCENTAGE COLLECTED |
| CURRENT TAXES | \$ 2,702,093.00 | \$ 241,289.78 | \$ 2,915,166.51 | \$ 3,156,456.29 | \$ (454,363.29) | 116.82% |
| DELINQUENT TAXES | \$ 57,522.00 | \$ 3,817.09 | \$ 43,439.53 | \$ 47,256.62 | \$ 10,265.38 | 82.15% |
| PENALTY & INTEREST | \$ 34,947.00 | \$ 16,897.06 | \$ 12,805.19 | \$ 29,702.25 | \$ 5,244.75 | 84.99% |
| GRAND TOTAL | \$ 2,794,562.00 | \$ 262,003.93 | \$ 2,971,411.23 | \$ 3,233,415.16 | \$ (438,853.16) | 115.70% |

**MINERAL WELLS INDEPENDENT SCHOOL DISTRICT
CASH POSITION**

FOR PERIOD ENDING MARCH 31, 2021

| | |
|-----------------------------|-------------------------|
| GENERAL FUND | \$ 11,960,721.99 |
| FOOD SERVICE | \$ 8,070.85 |
| SPECIAL REVENUE | \$ 1,432,437.71 |
| INTEREST & SINKING | \$ 811,192.61 |
| INSURANCE FUND | \$ 388,528.64 |
| WORKERS' COMPENSATION | \$ 399.55 |
| TRUST & AGENCY FUND | \$ 181,750.87 |
| PAYROLL | <u>\$ (62,537.92)</u> |
| TOTAL | \$ 14,720,564.30 |
| | |
| <u>Lone Star Investment</u> | |
| General Fund | \$ 7,143.15 |
| Food Service Fund | \$ 3.85 |
| Interest & Sinking | \$ 0.05 |
| Insurance Fund | <u>\$ 93,179.43</u> |
| TOTAL INVESTMENTS | \$ 100,326.48 |

| <u>Fnd</u> | <u>Fnd</u> | CASH <u>RECEIVED</u> | 2020-2021 <u>Budget</u> | <u>Balance</u> |
|-----------------------------|--------------------------------|-------------------------|----------------------------|---------------------|
| 180 | CO-CURRICULAR | 80,348.76 | 148,782.00 | 68,433.24 |
| 199 | GENERAL FUND | 24,462,844.70 | 32,633,411.00 | 8,170,566.30 |
| 211 | TITLE I, PART A | 453,998.51 | 1,095,473.00 | 641,474.49 |
| 240 | FOOD SERVICE | 1,201,702.66 | 2,036,016.00 | 834,313.34 |
| 244 | CARL PERKINS BASIC FORM. GRANT | 17,276.95 | 54,994.00 | 37,717.05 |
| 255 | TITLE II, PART A-SUP EFF INSTR | 61,623.20 | 139,414.00 | 77,790.80 |
| 263 | Title III, PART A-ELA | 4,732.52 | 40,623.00 | 35,890.48 |
| 266 | ESSER GRANT | 80,940.00 | 0.00 | -80,940.00 |
| 270 | TITLE V,B,SP 2, RLIS | 11,476.51 | 81,167.00 | 69,690.49 |
| 289 | FEDERALLY FUNDED SPECIAL REV | 20,957.40 | 83,220.00 | 62,262.60 |
| 313 | IDEA-B FORMULA | 494,664.74 | 1,152,601.00 | 657,936.26 |
| 314 | IDEA-B PRESCHOOL | 704.67 | 37,890.00 | 37,185.33 |
| 410 | STATE TEXTBOOK FUND | 40,151.26 | 0.00 | -40,151.26 |
| 429 | STATE FUNDED SPECIAL REVENUE | 32,722.50 | 0.00 | -32,722.50 |
| 437 | SPECIAL EDUCATION | 650,604.71 | 0.00 | -650,604.71 |
| 455 | SHARS-MEDICAID | 513,790.57 | 0.00 | -513,790.57 |
| 461 | CAMPUS ACTIVITY FUND | 16,497.63 | 0.00 | -16,497.63 |
| 599 | DEBT SERVICE | 3,936,284.89 | 3,735,488.00 | -200,796.89 |
| 753 | INSURANCE FUND | 301.39 | 0.00 | -301.39 |
| 829 | SCHOLARSHIP FUND | 1,982.76 | 0.00 | -1,982.76 |
| Grand Revenue Totals | | 32,083,606.33 | 41,239,079.00 | 9,155,472.67 |

Number of Accounts: 91

***** End of report *****

| Fnd | Fnd | Expended | Encumbered | 2020-2021 | |
|----------------------|--------------------------------|---------------|------------|---------------|---------------|
| | | | | Budget | Balance |
| 180 | CO-CURRICULAR | 749,966.52 | 29,638.88 | 1,228,618.00 | 449,012.60 |
| 199 | GENERAL FUND | 19,031,246.18 | 109,186.64 | 31,553,575.00 | 12,413,142.18 |
| 211 | TITLE I, PART A | 624,588.96 | 4,325.00 | 1,095,473.00 | 466,559.04 |
| 240 | FOOD SERVICE | 1,129,969.31 | 0.00 | 2,036,016.00 | 906,046.69 |
| 244 | CARL PERKINS BASIC FORM. GRANT | 25,093.45 | 3,508.68 | 54,994.00 | 26,391.87 |
| 255 | TITLE II, PART A-SUP EFF INSTR | 77,047.92 | 0.00 | 139,414.00 | 62,366.08 |
| 263 | Title III, PART A-ELA | 8,550.88 | 0.00 | 40,623.00 | 32,072.12 |
| 266 | ESSER GRANT | 101,143.78 | 6,990.00 | 0.00 | -108,133.78 |
| 270 | TITLE V, B, SP 2, RLIS | 13,273.36 | 5,294.00 | 81,167.00 | 62,599.64 |
| 289 | FEDERALLY FUNDED SPECIAL REV | 27,035.05 | 0.00 | 83,220.00 | 56,184.95 |
| 313 | IDEA-B FORMULA | 660,643.73 | 2,788.92 | 1,152,601.00 | 489,168.35 |
| 314 | IDEA-B PRESCHOOL | 704.67 | 0.00 | 37,890.00 | 37,185.33 |
| 410 | STATE TEXTBOOK FUND | 39,677.62 | 2,790.00 | 0.00 | -42,467.62 |
| 429 | STATE FUNDED SPECIAL REVENUE | 36,358.50 | 0.00 | 0.00 | -36,358.50 |
| 437 | SPECIAL EDUCATION | 629,056.66 | 0.00 | 0.00 | -629,056.66 |
| 455 | SHARS-MEDICAID | 124,967.06 | 0.00 | 0.00 | -124,967.06 |
| 461 | CAMPUS ACTIVITY FUND | 10,572.98 | 179.54 | 0.00 | -10,752.52 |
| 599 | DEBT SERVICE | 3,135,730.43 | 0.00 | 3,735,488.00 | 599,757.57 |
| 829 | SCHOLARSHIP FUND | 4,000.00 | 0.00 | 0.00 | -4,000.00 |
| Grand Expense Totals | | 26,429,627.06 | 164,701.66 | 41,239,079.00 | 14,644,750.28 |

Number of Accounts: 1984

***** End of report *****

| | | | | | | | | | | | 2020-2021 | YTD | Encumbered | Unencumbered |
|----------------------|---|----|------|----|-----|---|----|---|----|------|---------------|---------------|------------|---------------|
| Fnd | T | Fn | Obj | Sb | Org | F | Pr | L | L2 | Obj | BUDGET | EXPENDED | Amount | Balance |
| XXX | E | 00 | ---- | -- | --- | - | - | - | - | ---- | 351,695.00 | 320,000.00 | 0.00 | 31,695.00 |
| XXX | E | 11 | ---- | -- | --- | - | - | - | - | ---- | 19,492,196.00 | 10,962,302.29 | 37,666.90 | 8,492,226.81 |
| XXX | E | 12 | ---- | -- | --- | - | - | - | - | ---- | 1,151,022.00 | 1,049,690.05 | 49,196.54 | 52,135.41 |
| XXX | E | 13 | ---- | -- | --- | - | - | - | - | ---- | 301,071.00 | 157,697.69 | 50.00 | 143,323.31 |
| XXX | E | 21 | ---- | -- | --- | - | - | - | - | ---- | 108,694.00 | 83,646.99 | 1,792.08 | 23,254.93 |
| XXX | E | 23 | ---- | -- | --- | - | - | - | - | ---- | 2,327,502.00 | 1,356,039.94 | 2,188.38 | 969,273.68 |
| XXX | E | 31 | ---- | -- | --- | - | - | - | - | ---- | 557,920.00 | 276,189.97 | 6,289.99 | 275,440.04 |
| XXX | E | 33 | ---- | -- | --- | - | - | - | - | ---- | 374,491.00 | 219,833.49 | 2,386.58 | 152,270.93 |
| XXX | E | 34 | ---- | -- | --- | - | - | - | - | ---- | 1,088,365.00 | 756,343.27 | 8,655.61 | 323,366.12 |
| XXX | E | 35 | ---- | -- | --- | - | - | - | - | ---- | 2,062,522.00 | 1,144,069.31 | 0.00 | 918,452.69 |
| XXX | E | 36 | ---- | -- | --- | - | - | - | - | ---- | 1,260,134.00 | 759,813.13 | 30,036.99 | 470,283.88 |
| XXX | E | 41 | ---- | -- | --- | - | - | - | - | ---- | 1,404,344.00 | 915,557.44 | 300.77 | 488,485.79 |
| XXX | E | 51 | ---- | -- | --- | - | - | - | - | ---- | 3,107,187.00 | 1,876,990.13 | 441.22 | 1,229,755.65 |
| XXX | E | 52 | ---- | -- | --- | - | - | - | - | ---- | 59,214.00 | 39,419.79 | 0.00 | 19,794.21 |
| XXX | E | 53 | ---- | -- | --- | - | - | - | - | ---- | 190,314.00 | 144,489.60 | 0.00 | 45,824.40 |
| XXX | E | 71 | ---- | -- | --- | - | - | - | - | ---- | 3,969,124.00 | 3,318,030.93 | 0.00 | 651,093.07 |
| XXX | E | 81 | ---- | -- | --- | - | - | - | - | ---- | 0.00 | 9,850.00 | 0.00 | -9,850.00 |
| XXX | E | 93 | ---- | -- | --- | - | - | - | - | ---- | 645,401.00 | 500,000.00 | 0.00 | 145,401.00 |
| XXX | E | 97 | ---- | -- | --- | - | - | - | - | ---- | 102,501.00 | 167,521.40 | 0.00 | -65,020.40 |
| Grand Expense Totals | | | | | | | | | | | 38,553,697.00 | 24,057,485.42 | 139,005.06 | 14,357,206.52 |

Number of Accounts: 1720

***** End of report *****

| <u>VENDOR</u> | <u>INVOICE NUMBER</u> | <u>INVOICE DESCRIPTION</u> | <u>CHECK DATE</u> | <u>CHECK NUMBER</u> | <u>CHE TYP</u> | <u>AMOUNT</u> |
|--|-----------------------|--|--------------------------|---------------------|----------------|-------------------|
| OKLAHOMA TRAILER SAL | 0329 | MAINTENANCE-March 2021 | 04/01/2021 | 92438 | R | 4,724.00 |
| ACE HARDWARE OF MINE | Multiple | Multiple Invoices | 04/07/2021 | 92442 | R | 11,507.61 |
| AIRGAS USA, LLC | Multiple | Multiple Invoices | 04/07/2021 | 92443 | R | 255.54 |
| AT&T MOBILITY | 825071876X | SERVICE | 04/07/2021 | 92444 | R | 758.52 |
| BENNETT'S OFFICE SUP | Multiple | Multiple Invoices | 04/07/2021 | 92455 | R | 28,722.99 |
| BILL'S DIESEL & WREC | 3921 | TRANSPORTATION - VEHICLE STATE INSPECTION FEES | 04/07/2021 | 92456 | R | 21.00 |
| CARRIER ENTERPRISES, Carter, Carey | Multiple 0407 | Multiple Invoices reimbursements, spelling bee & key | 04/07/2021 04/07/2021 | 92457 92458 | R R | 1,179.26 22.45 |
| COOK CHILDREN'S MEDI | 0407 | School Nurse Symposium Registration | 04/07/2021 | 92459 | R | 50.00 |
| DOUBLE H TIRE | Multiple | Multiple Invoices | 04/07/2021 | 92460 | R | 85.00 |
| EASTMAN, JOE | 0407 | SOFTBALL GAME WORKER 3/30/2021 | 04/07/2021 | 92461 | R | 25.00 |
| EICHELBAUM WARDELL H | 71748 | LEGAL FEES | 04/07/2021 | 92462 | R | 102.00 |
| ELLIOTT ELECTRIC SUP | Multiple | Multiple Invoices | 04/07/2021 | 92464 | R | 618.90 |
| EWELL EDUCATIONAL SE Fields, Joshua | Multiple 0406 | Multiple Invoices REIMBURSEMENT | 04/07/2021 04/07/2021 | 92465 92466 | R R | 325.00 41.50 |
| FURR BUILDING MATERI | Multiple | Multiple Invoices | 04/07/2021 | 92467 | R | 148.25 |
| GAIL'S FLAG & GOLF C | 157474 | MAINTENANCE-March 2021 | 04/07/2021 | 92468 | R | 460.00 |
| GARNER PIPE & SUPPLY | Multiple | Multiple Invoices | 04/07/2021 | 92469 | R | 448.12 |
| GILBERT, SANDRA | 0407 | BASEBALL/SOFTBALL GAME WORKER 3/4,5,6,30 | 04/07/2021 | 92470 | R | 400.00 |
| Gunter, Sarah | 0407 | BASEBALL/SOFTBALL GAME WORKER 3/16,19 | 04/07/2021 | 92471 | R | 50.00 |
| HIGH SCHOOL | 0407 | REIMB CK #11520, 11521, 11518, 11517, 11519,11516, 11514, 11515 | 04/07/2021 | 92472 | R | 3,454.00 |
| INTERSTATE BILLING S | 3022922052 | TRANSPORTATION - PARTS | 04/07/2021 | 92473 | R | 218.80 |
| JODIE'S ALTERNATOR | 288 | TRANSPORTATION - CONTRACTED MAINTENACE AND REPAIR | 04/07/2021 | 92474 | R | 350.00 |
| JOE W. FLY CO., INC. | Multiple | Multiple Invoices | 04/07/2021 | 92475 | R | 2,408.48 |
| KYOCERA DOCUMENT SOL | Multiple | Multiple Invoices | 04/07/2021 | 92476 | R | 1,206.49 |
| LONE STAR COACHES IN | 34656 | TRAVEL | 04/07/2021 | 92477 | R | 2,352.00 |
| LONGHORN, INC. | S3927411.0 | MAINTENANCE-March 2021 | 04/07/2021 | 92478 | R | 722.65 |
| MINERAL WELLS HIGH S | Multiple | Multiple Invoices | 04/07/2021 | 92479 | R | 607.00 |
| MINERAL WELLS JR. HI | 0407 | REIMB CK #835 | 04/07/2021 | 92480 | R | 1,300.00 |
| MINERAL WELLS PRINT | A047,586 | Inv. #A047.586 Office referrals | 04/07/2021 | 92481 | R | 99.00 |
| MR. C INC. | 21668 | MAINTENANCE-March 2021 | 04/07/2021 | 92482 | R | 1,963.75 |
| NAPA AUTOMOTIVE PART | Multiple | Multiple Invoices | 04/07/2021 | 92483 | R | 1,369.82 |
| NATIONAL WHOLESALE S | Multiple | Multiple Invoices | 04/07/2021 | 92484 | R | 825.75 |
| NCS PEARSON INC | 14045508 | Certification practice and test | 04/07/2021 | 92485 | R | 656.25 |
| O'REILLY AUTOMOTIVE, PARKER, DONNA | Multiple 0407 | Multiple Invoices SOCCER GAME WORKER 3/30/2021 | 04/07/2021 04/07/2021 | 92486 92487 | R R | 384.48 100.00 |
| PUGH, NICOLE | 0407 | SOFTBALL GAME WORKER 3/31/2021 | 04/07/2021 | 92488 | R | 50.00 |
| RANDY'S SERVICE CENT | Multiple | Multiple Invoices | 04/07/2021 | 92489 | R | 14.00 |
| REGION 4 ESC | 8842211 | TRANSPORTATION - EMPLOYEE BUS DRIVER RE-CERTIFICATION COURSE/TRAINING *****OPEN PURCHASE ORDER FOR 2020-2021 SCHOOL YEAR | 04/07/2021 | 92490 | R | 50.00 |
| RICHARDSON, MELANIE | 002 | CHOREOGRAPHY | 04/07/2021 | 92491 | R | 250.00 |

| <u>VENDOR</u> | <u>INVOICE NUMBER</u> | <u>INVOICE DESCRIPTION</u> | <u>CHECK DATE</u> | <u>CHECK NUMBER</u> | <u>CHE TYP</u> | <u>AMOUNT</u> |
|----------------------|-----------------------|---|-------------------|---------------------|----------------|---------------|
| SAUCEDO, JUAN | 0407 | SECURITY 3/23,30 | 04/07/2021 | 92492 | R | 125.00 |
| SITEONE LANDSCAPE SU | 107082104- | MAINTENANCE-March 2021 | 04/07/2021 | 92493 | R | 834.49 |
| Stutts, Beau | Multiple | Multiple Invoices | 04/07/2021 | 92494 | R | 59.24 |
| Stutts, Laura | Multiple | Multiple Invoices | 04/07/2021 | 92495 | R | 193.30 |
| SUTHERLANDS BLDG. MA | Multiple | Multiple Invoices | 04/07/2021 | 92497 | R | 2,147.17 |
| TAYLOR TIN SHOP | 587128 | MAINTENANCE-March 2021 | 04/07/2021 | 92498 | R | 385.00 |
| TAYLOR TIN SHOP | 587128 | MAINTENANCE-March 2021 | 04/14/2021 | 92498 | V | -385.00 |
| TEXAS DEPT OF PUBLIC | CRS-202102 | Invoice CRS-202102-210366 Dated 2/28/2021 | 04/07/2021 | 92499 | R | 14.00 |
| THOMPSON, ROBERT | 0407 | SOFTBALL OFFICIAL 3/30/2021 | 04/07/2021 | 92500 | R | 260.00 |
| TRACTOR SUPPLY PLAN | Multiple | Multiple Invoices | 04/07/2021 | 92501 | R | 73.87 |
| UNIFIRST CORPORATION | Multiple | Multiple Invoices | 04/07/2021 | 92502 | R | 1,710.00 |
| WALMART COMMUNITY BR | Multiple | Multiple Invoices | 04/07/2021 | 92503 | R | 315.93 |
| WASTE CONNECTIONS LO | Multiple | Multiple Invoices | 04/07/2021 | 92504 | R | 5,948.05 |
| WEX BANK | 70831769 | FUEL | 04/07/2021 | 92505 | R | 474.01 |
| WOODARD BUILDERS SUP | 129671 | MAINTENANCE-March 2021 | 04/07/2021 | 92506 | R | 1,552.20 |
| AIR MED CARE NETWORK | 11631-0409 | AMCN MEMBERSHIP FEES | 04/14/2021 | 92507 | R | 480.00 |
| ANDERSON, MICHAEL | 448797 | SERVICE | 04/14/2021 | 92508 | R | 145.00 |
| ASSETGENIE, INC. | Multiple | Multiple Invoices | 04/14/2021 | 92509 | R | 237.00 |
| AWARDS & MORE ENGRAV | 41787 | SUPPLIES | 04/14/2021 | 92510 | R | 15.00 |
| Baker, Jeanne | 0330 | MEALS | 04/14/2021 | 92511 | R | 79.90 |
| BELL, ANDREW | 0413 | SOCCER OFFICIAL 4/2/21 | 04/14/2021 | 92512 | R | 135.00 |
| BLISSITTE, KAREN | 0330 | SERVICE | 04/14/2021 | 92513 | R | 400.00 |
| BOHANNON, JOHN | 0413 | SOCCER OFFICIAL 3/30/21 | 04/14/2021 | 92514 | R | 175.00 |
| Bradford, James | 0406 | MAINTENANCE-April 2021 | 04/14/2021 | 92515 | R | 20.00 |
| BROOKS, BOB | 0126 | LETTER JACKETS | 04/14/2021 | 92516 | R | 280.00 |
| BRUNSON, JACKIE | 0413 | SOCCER OFFICIAL 3/30/21 | 04/14/2021 | 92517 | R | 160.00 |
| BSN SPORTS INC. | 912043656 | SUPPLIES | 04/14/2021 | 92518 | R | 92.50 |
| COOKE, EARNEST JR | 0413 | BASEBALL OFFICIAL 4/2/21 | 04/14/2021 | 92519 | R | 195.00 |
| DORMAN, ROY | 0413 | SOCCER OFFICIAL 3/30/21 | 04/14/2021 | 92520 | R | 160.00 |
| EVERICH LOCKSMITH | 8257 | REPAIR | 04/14/2021 | 92521 | R | 7.00 |
| FENNELLY, ROBERT | 0413 | SOCCER OFFICIAL 3/30/21 | 04/14/2021 | 92522 | R | 100.00 |
| FRIEMEL, RICHARD | 0413 | BASEBALL OFFICIAL 4/2/21 | 04/14/2021 | 92523 | R | 110.00 |
| GILBERT, SANDRA | 0413 | BASEBALL GAME WORKER 4/2/21 | 04/14/2021 | 92524 | R | 25.00 |
| GLEN ROSE HS | 0413 | ENTRY | 04/14/2021 | 92525 | R | 150.00 |
| GLOBAL DOCUMENT DEST | 33279 | Shredding of confidential documents for Houston Elementary | 04/14/2021 | 92526 | R | 130.95 |
| GOODDAY MINERAL WELL | 1083 | Inv. #1083 Website Banner AD & Sponsored Article | 04/14/2021 | 92527 | R | 325.00 |
| GREENWOOD, TROY | 0413 | BASEBALL OFFICIAL 4/2/21 | 04/14/2021 | 92528 | R | 120.00 |
| HEARTSAFE AMERICA, I | 23670 | SED Infant/Child SMART pads | 04/14/2021 | 92529 | R | 1,137.00 |
| HIGH SCHOOL | 0413 | REIMB CK #11529*, 11530, 11524, 11522, 11523, 11532, 11527, 11525, 11526, 11528, 11531 | 04/14/2021 | 92530 | R | 5,597.00 |
| INSTRUCTURE, INC. | INV363991 | Integration for Canvas (Instructure) | 04/14/2021 | 92531 | R | 2,500.00 |
| JOHNSON, KRISTOFER | 0413 | BASEBALL OFFICIAL 4/6/21 | 04/14/2021 | 92532 | R | 175.00 |
| KYOCERA DOCUMENT SOL | Multiple | Multiple Invoices | 04/14/2021 | 92533 | R | 784.20 |
| LEASOR CRASS, P.C. | 17470 | LEGAL FEES | 04/14/2021 | 92534 | R | 2,478.00 |
| MADISON, JONATHAN | 0413 | SOCCER OFFICIAL 3/30, 4/6 | 04/14/2021 | 92535 | R | 235.00 |
| MARTINEZ, JUAN | 0413 | SOCCER OFFICIAL 4/6/21 | 04/14/2021 | 92536 | R | 120.00 |
| METRO DISCOUNT FOODS | Multiple | Multiple Invoices | 04/14/2021 | 92537 | R | 298.32 |
| MILHOLLON, RICHARD | 0413 | BASEBALL OFFICIAL 4/6/21 | 04/14/2021 | 92538 | R | 185.00 |
| MINERAL WELLS PARTS | Multiple | Multiple Invoices | 04/14/2021 | 92539 | R | 253.19 |

| <u>VENDOR</u> | <u>INVOICE NUMBER</u> | <u>INVOICE DESCRIPTION</u> | <u>CHECK DATE</u> | <u>CHECK NUMBER</u> | <u>CHE TYP</u> | <u>AMOUNT</u> |
|----------------------|-----------------------|---|-------------------|---------------------|----------------|---------------|
| Mori, Robert | 0413 | TRAVEL REIMBURSEMENT | 04/14/2021 | 92540 | R | 30.00 |
| MP2 ENERGY TEXAS LLC | 1684432 | SERVICE | 04/14/2021 | 92541 | R | 34,136.30 |
| NAPA AUTOMOTIVE PART | Multiple | Multiple Invoices | 04/14/2021 | 92543 | R | 1,208.01 |
| O'REILLY AUTOMOTIVE, | 0791-16239 | Supplies Wraight | 04/14/2021 | 92544 | R | 97.40 |
| OCHSNER, PHILIP | 0413 | SOCCER OFFICIAL 4/6/21 | 04/14/2021 | 92545 | R | 160.00 |
| OLD SCHOOL PIZZA CO | 011 | Pizza for Para Appreciation 4-1-21 | 04/14/2021 | 92546 | R | 211.84 |
| ORIENTAL TRADING COM | 708984659- | Field Day props and Super Kid reward | 04/14/2021 | 92547 | R | 227.77 |
| PARKER, DONNA | 0413 | SOCCER GAME WORKER 4/6/21 | 04/14/2021 | 92548 | R | 50.00 |
| PENDER'S MUSIC COMPA | Multiple | Multiple Invoices | 04/14/2021 | 92549 | R | 308.11 |
| PERRY, BRAYDEN | 0413 | SOCCER OFFICIAL 4/2/21 | 04/14/2021 | 92550 | R | 115.00 |
| PESI | 2400584 | Registration for Michaela Rothe for ADHD Professional Intensive Training Course | 04/14/2021 | 92551 | R | 199.99 |
| PITNEY BOWES | 3313269336 | RENTAL | 04/14/2021 | 92552 | R | 161.34 |
| RICHARDSON, KERRY | 0413 | SOCCER OFFICIAL 3/30/21 | 04/14/2021 | 92553 | R | 100.00 |
| RITENOUR, ERIC | 0413 | SOCCER OFFICIAL 4/2/21 | 04/14/2021 | 92554 | R | 115.00 |
| SCHOLASTIC BOOK CLUB | 0405 | SUPPLIES - ACCT #5253873532 | 04/14/2021 | 92555 | R | 382.50 |
| SCHOOL HEALTH CORPOR | Multiple | Multiple Invoices | 04/14/2021 | 92556 | R | 755.20 |
| SUTHERLANDS BLDG. MA | Multiple | Multiple Invoices | 04/14/2021 | 92557 | R | 161.53 |
| SWINFORD, ROWDY | 0413 | SOFTBALL OFFICIAL 3/30/21 | 04/14/2021 | 92558 | R | 210.00 |
| THE PEPPERMINT PIG | 0330 | SUPPLIES | 04/14/2021 | 92559 | R | 494.22 |
| UNITE PRIVATE NETWOR | SI-21-0085 | Monthly WAN service due 05/01/2021 | 04/14/2021 | 92560 | R | 845.49 |
| VERNON ISD | 0413 | ENTRY | 04/14/2021 | 92561 | R | 150.00 |
| WALMART COMMUNITY BR | Multiple | Multiple Invoices | 04/14/2021 | 92563 | R | 1,660.79 |
| WENGER CORPORATION | 803133 | RISERS | 04/14/2021 | 92564 | R | 12,071.83 |
| WILLIAM V. MACGILL & | IN0754218 | Supplies-Nurse | 04/14/2021 | 92565 | R | 376.28 |
| FOLKNER, STEVEN | 587128 | MAINTENANCE-March 2021 | 04/14/2021 | 92566 | R | 385.00 |
| AIRGAS USA, LLC | Multiple | Multiple Invoices | 04/21/2021 | 92567 | R | 919.18 |
| ASSETGENIE, INC. | Multiple | Multiple Invoices | 04/21/2021 | 92568 | R | 712.00 |
| AT&T LONG DISTANCE | 811340500 | SERVICE-CORPORATION #346970 811340500-0 | 04/21/2021 | 92569 | R | 79.13 |
| BILL DORAN COMPANY | Multiple | Multiple Invoices | 04/21/2021 | 92570 | R | 597.10 |
| BLACK ROCK TECHNOLOG | Multiple | Multiple Invoices | 04/21/2021 | 92571 | R | 826.00 |
| BULLDOG SHREDDERS | 0414 | shredding of confidential documents | 04/21/2021 | 92572 | R | 40.00 |
| CARDINAL'S SPORT CEN | 0776651-01 | SUPPLIES | 04/21/2021 | 92573 | R | 571.75 |
| CDW-G | 4908201 | Quote #LTGT443 Epson Powerlite 1780W-3LCD Projector portable Wifi P/N V44H795020 | 04/21/2021 | 92574 | R | 616.66 |
| CORRIGAN, HALEY | Multiple | Multiple Invoices | 04/21/2021 | 92575 | R | 250.00 |
| CRASE, GREGORY | 0420 | SOFTBALL OFFICIAL 4/13/2021 | 04/21/2021 | 92576 | R | 120.00 |
| DOUBLE H TIRE | 0179522 | TRANSPORTATION - TIRE REPAIR | 04/21/2021 | 92577 | R | 15.00 |
| EASTMAN, JOE | 0420 | SOFTBALL GAME WORKER 4/9,13 | 04/21/2021 | 92578 | R | 50.00 |
| EDUCATION SERVICE CT | 4102100336 | Monthly Internet Service 04/05/2021 | 04/21/2021 | 92579 | R | 1,000.00 |
| EDUCATION SERVICE CE | 050256 | ClassLink OneRoster (3-month renewal) | 04/21/2021 | 92580 | R | 125.01 |
| THE FAULK COMPANY | 5906 | CONTRACTED SERVICES | 04/21/2021 | 92581 | R | 71,667.00 |
| GILBERT, SANDRA | 0420 | SOFTBALL GAME WORKER 4/9, 13 | 04/21/2021 | 92582 | R | 75.00 |
| Gunter, Sarah | 0420 | BASEBALL GAME WORKER 4/13/2021 | 04/21/2021 | 92583 | R | 25.00 |
| Hamner, Valerie | 0420 | TRAVEL REIMBURSEMENT | 04/21/2021 | 92584 | R | 15.00 |

| <u>VENDOR</u> | <u>INVOICE NUMBER</u> | <u>INVOICE DESCRIPTION</u> | <u>CHECK DATE</u> | <u>CHECK NUMBER</u> | <u>CHE TYP</u> | <u>AMOUNT</u> |
|----------------------|-----------------------|---|-------------------|---------------------|----------------|---------------|
| HIGH SCHOOL | 0420 | REIMB CK #11536, 11533, 11534, 11538, 11535, 11539, 11540 | 04/21/2021 | 92585 | R | 2,929.00 |
| HOME DEPOT CREDIT SE | 3090684 | MAINTENANCE-March 2021 | 04/21/2021 | 92586 | R | 105.96 |
| INTERSTATE BILLING S | Multiple | Multiple Invoices | 04/21/2021 | 92587 | R | 2,251.30 |
| IOWA PARK CONSOLIDAT | 0420 | UMPIRE FEE FOR JV DISTRICT TOURNAMENT | 04/21/2021 | 92588 | R | 110.00 |
| Isbell, Jodie | 0421 | REFUND | 04/21/2021 | 92589 | R | 86.00 |
| JODIE'S ALTERNATOR | 353 | TRANSPORTATION - CONTRACTED MAINTENANCE AND REPAIR | 04/21/2021 | 92590 | R | 127.00 |
| KOSZAREK, JOE | 0420 | SOFTBALL OFFICIAL 4/9, 13 | 04/21/2021 | 92591 | R | 240.00 |
| KYOCERA DOCUMENT SOL | 5014604534 | Copier Rental | 04/21/2021 | 92592 | R | 567.98 |
| LOGMEIN COMMUNICATIO | INV7100344 | SERVICE | 04/21/2021 | 92593 | R | 5,825.46 |
| Lowe, Tasha | 0421 | TRANSPORTAION-LICENSE REIMBURSEMENT TO EMPLOYEE | 04/21/2021 | 92594 | R | 97.00 |
| MINERAL WELLS HIGH S | 0420 | APPLE CORP FLOWER ARRANGEMENTS | 04/21/2021 | 92595 | R | 60.00 |
| MINERAL WELLS JR. HI | 0420 | RIEMB CK #836 | 04/21/2021 | 92596 | R | 515.00 |
| MINERAL WELLS MEDICA | 229361 | SPECIAL ED HOMEBOUND EQUIPMENT | 04/21/2021 | 92597 | R | 50.00 |
| MR. C INC. | 21727 | TRANSPORATION - RED DIESEL FUEL PURCHASE | 04/21/2021 | 92598 | R | 3,262.52 |
| MUSIC IS ELEMENTARY | INV-13497 | MUSIC SUPPLIES | 04/21/2021 | 92599 | R | 855.80 |
| N-TUNE | Multiple | Multiple Invoices | 04/21/2021 | 92600 | R | 1,245.83 |
| NORTON METALS, INC. | 35707282 | Supplies Torres | 04/21/2021 | 92601 | R | 2,611.40 |
| OVERDRIVE, INC. | Multiple | Multiple Invoices | 04/21/2021 | 92602 | R | 3,018.72 |
| RAPTOR TECHNOLOGIES, | 11621 | ANNUAL RAPTOR EMERGENCY MANAGEMENT LICENSE | 04/21/2021 | 92603 | R | 6,000.00 |
| ROBBINS, TIMOTHY | 0420 | BASEBALL OFFICIAL 4/13/2021 | 04/21/2021 | 92604 | R | 185.00 |
| ROGERS, DANIEL | 0420 | SOFTBALL OFFICIAL 4/9/2021 | 04/21/2021 | 92605 | R | 120.00 |
| Rothe, Michaela | 0331 | SPED-Employee travel | 04/21/2021 | 92606 | R | 40.54 |
| SADIE'S EATS | 0001 | APPLE CORPS CATERED LUNCH | 04/21/2021 | 92607 | R | 150.00 |
| SCHOOL HEALTH CORPOR | Multiple | Multiple Invoices | 04/21/2021 | 92608 | R | 428.56 |
| SCHOOL OUTFITTERS.CO | INV1355873 | Quo11266008 EGG-IAG-1000-20 SO PK Pack of 20 stereo school headphones | 04/21/2021 | 92609 | R | 1,080.00 |
| SHERWIN-WILLIAMS | 0481-6 | PAINT | 04/21/2021 | 92610 | R | 83.88 |
| Teichmann, Heather | 0421 | Reimburse for Field Day Supply | 04/21/2021 | 92611 | R | 57.32 |
| TEXAS DEPARTMENT OF | 01837191 | MAINTENANCE-April 2021 | 04/21/2021 | 92612 | R | 625.00 |
| TEXAS GAS SERVICES | 0413 | SERVICE | 04/21/2021 | 92613 | R | 9,101.05 |
| THE COLLEGE BOARD | ES00025430 | TEST | 04/21/2021 | 92614 | R | 980.00 |
| WALMART COMMUNITY BR | Multiple | Multiple Invoices | 04/21/2021 | 92615 | R | 568.06 |
| WILLIAMS, DWAYNE | 0420 | BASEBALL OFFICIAL 4/13/2021 | 04/21/2021 | 92616 | R | 185.00 |
| ACCURATE LABEL DESIG | 170921 | SUPPLIES | 04/28/2021 | 92617 | R | 150.95 |
| ASSETGENIE, INC. | Multiple | Multiple Invoices | 04/28/2021 | 92618 | R | 1,010.00 |
| A T & T | 0427 | SERVICE - ACCT #214 A31-0060 668 0 | 04/28/2021 | 92619 | R | 2,759.90 |
| AT&T MOBILITY | Multiple | Multiple Invoices | 04/28/2021 | 92620 | R | 311.04 |
| AUDITORY SYSTEM LLC | 6252 | Audiometer Callbrations | 04/28/2021 | 92621 | R | 275.00 |
| BLACK ROCK TECHNOLOG | 37928 | Projector supplies | 04/28/2021 | 92622 | R | 244.50 |
| BSN SPORTS INC. | 912352969 | SUPPLIES | 04/28/2021 | 92623 | R | 263.00 |
| CDW-G | Multiple | Multiple Invoices | 04/28/2021 | 92624 | R | 6,779.67 |
| COOK CHILDREN'S MEDI | Multiple | Multiple Invoices | 04/28/2021 | 92625 | R | 100.00 |
| DEMCO, INC | Multiple | Multiple Invoices | 04/28/2021 | 92626 | R | 1,389.46 |
| DISA GLOBAL SOLUTION | 1853525 | TEST | 04/28/2021 | 92627 | R | 784.50 |

| <u>VENDOR</u> | <u>INVOICE NUMBER</u> | <u>INVOICE DESCRIPTION</u> | <u>CHECK DATE</u> | <u>CHECK NUMBER</u> | <u>CHE TYP</u> | <u>AMOUNT</u> |
|----------------------|-----------------------|---|-------------------|---------------------|----------------|---------------|
| EAGLE ENTERPRISES | 200420211 | 911 Relief Spray | 04/28/2021 | 92628 | R | 176.00 |
| EASTMAN, JOE | 0427 | SOFTBALL GAME WORKER 4/20/2021 | 04/28/2021 | 92629 | R | 25.00 |
| Folkner, Cherilyn | 0427 | MAINTENANCE-April 2021 | 04/28/2021 | 92630 | R | 418.74 |
| Funk, Steven | 0427 | TRAVEL | 04/28/2021 | 92631 | R | 1,178.80 |
| GILBERT, SANDRA | 0427 | TRACK MEET AND SOFTBALL WORKER 4/14, 20 | 04/28/2021 | 92632 | R | 125.00 |
| HARVEY, SEAN | 0427 | TRACK MEET WORKER 4/14/2021 | 04/28/2021 | 92633 | R | 200.00 |
| HIGH SCHOOL | 0427 | REIMB CK #11542,11541,11543 | 04/28/2021 | 92634 | R | 4,631.64 |
| KYOCERA DOCUMENT SOL | 5014302384 | COPIER RENTAL | 04/28/2021 | 92635 | R | 879.30 |
| Lerma, Bata | 0427 | SPED-April 2021 | 04/28/2021 | 92636 | R | 54.44 |
| McKelvie, Christophe | 0427 | TRANSPORTATION - EMPLOYEE REIMBURSEMENT FOR DRIVERS LICENSE - CDL | 04/28/2021 | 92637 | R | 97.00 |
| NCS PEARSON INC | 14180751 | MOS Certifications Site License | 04/28/2021 | 92638 | R | 3,744.00 |
| ORTIZ, CARLOS | 0427 | TRACK MEET WORKER 4/14/2021 | 04/28/2021 | 92639 | R | 300.00 |
| OSTERMANN, DONALD | 0427 | TRACK MEET OFFICIAL 4/14/2021 | 04/28/2021 | 92640 | R | 250.00 |
| OVERDRIVE, INC. | 10264CO211 | Library Books | 04/28/2021 | 92641 | R | 3,311.72 |
| PARKER, DONNA | 0427 | TRACK MEET WORKER 4/14/2021 | 04/28/2021 | 92642 | R | 350.00 |
| Perry, Sarah | 0427 | COSTUMES | 04/28/2021 | 92643 | R | 366.89 |
| RMA TOLL PROCESSING | 1000220955 | TOLL FEES | 04/28/2021 | 92644 | R | 10.92 |
| SCHOOL SPECIALTY LLC | 2081272728 | Supplies for Art | 04/28/2021 | 92645 | R | 408.06 |
| SPOTIFY USA, INC. | CIUS086499 | Library Supplies | 04/28/2021 | 92646 | R | 249.00 |
| Stutts, Beau | 0427 | Reimbursement for San Antonio Heifer Show Hotel Stay | 04/28/2021 | 92647 | R | 164.04 |
| SWINFORD, ROWDY | 0427 | SOFTBALL OFFICIAL 4/20/2021 | 04/28/2021 | 92648 | R | 145.00 |
| TEXAS DEPT OF PUBLIC | CRS-202001 | Invoice CRS-202001-187773 Dated 1/31/2020 | 04/28/2021 | 92649 | R | 13.00 |
| UNT CENTER FOR PLAY | 529 | SPED PD | 04/28/2021 | 92650 | R | 500.00 |
| US-GAMES | 912213909 | FitnessGram | 04/28/2021 | 92651 | R | 416.00 |
| VANDESTREEK, WILLIAM | 0427 | SOFTBALL OFFICIAL 4/20/21 | 04/28/2021 | 92652 | R | 145.00 |
| VATAT | Multiple | Multiple Invoices | 04/28/2021 | 92653 | R | 600.00 |
| WALMART COMMUNITY BR | Multiple | Multiple Invoices | 04/28/2021 | 92654 | R | 504.99 |
| CITY WATER WORKS | 0331 | SERVICES | 04/28/2021 | 92655 | R | 10,800.21 |
| KONE INC. | Multiple | Multiple Invoices | 04/14/2021 | 202100035 | A | 2,078.49 |
| PUENTE, JR., RUDY | 103 | CONSULTANT | 04/14/2021 | 202100036 | A | 1,500.00 |
| Totals for checks | | | | | | 322,932.00 |

FUND SUMMARY

| <u>FUND</u> | <u>DESCRIPTION</u> | <u>BALANCE SHEET</u> | <u>REVENUE</u> | <u>EXPENSE</u> | <u>TOTAL</u> |
|-------------|-------------------------|----------------------|----------------|----------------|--------------|
| 180 | CO-CURRICULAR | 0.00 | 66.00 | 43,315.41 | 43,381.41 |
| 199 | GENERAL FUND | 480.00 | 0.00 | 279,070.59 | 279,550.59 |
| *** | Fund Summary Totals *** | 480.00 | 66.00 | 322,386.00 | 322,932.00 |

***** End of report *****

| <u>VENDOR</u> | <u>INVOICE NUMBER</u> | <u>INVOICE DESCRIPTION</u> | <u>CHECK DATE</u> | <u>CHECK NUMBER</u> | <u>CHE TYP</u> | <u>AMOUNT</u> |
|----------------------|---------------------------|--------------------------------|-----------------------|-------------------------|--------------------|---------------|
| TRACTOR SUPPLY PLAN | Multiple | Multiple Invoices | 04/07/2021 | 6023 | R | 55.96 |
| DEAN FOODS COMPANY | 0331 | MILK-ALL SCHOOLS | 04/14/2021 | 6024 | R | 15,940.22 |
| FORTE DFW LLC | Multiple | Multiple Invoices | 04/14/2021 | 6025 | R | 377.50 |
| FOWLER, TAMMY | 0331 | MILEAGE | 04/14/2021 | 6026 | R | 13.44 |
| PATINO, PAMELA | 0331 | MILEAGE | 04/14/2021 | 6027 | R | 16.13 |
| WALMART COMMUNITY BR | 06788 | JR HIGH | 04/14/2021 | 6028 | R | 60.00 |
| C D HARTNETT CO | 0331 | ALL SCHOOLS FOOD-NON FOOD | 04/21/2021 | 6030 | R | 38,116.02 |
| WALMART COMMUNITY BR | 05428 | SCHOOL BOARD | 04/21/2021 | 6031 | R | 94.05 |
| LABATT FOOD SERVICE | 0331 | ALL SCHOOLS FOOD | 04/28/2021 | 6032 | R | 81,311.54 |
| Pate, Stephanie | 0427 | FOOD HANDLER'S CARD | 04/28/2021 | 6033 | R | 7.99 |
| Totals for checks | | | | | | 135,992.85 |

FUND SUMMARY

| <u>FUND</u> | <u>DESCRIPTION</u> | <u>BALANCE SHEET</u> | <u>REVENUE</u> | <u>EXPENSE</u> | <u>TOTAL</u> |
|-------------|-------------------------|----------------------|----------------|----------------|--------------|
| 240 | FOOD SERVICE | 0.00 | 0.00 | 135,992.85 | 135,992.85 |
| *** | Fund Summary Totals *** | 0.00 | 0.00 | 135,992.85 | 135,992.85 |

***** End of report *****

| <u>VENDOR</u> | <u>INVOICE NUMBER</u> | <u>INVOICE DESCRIPTION</u> | <u>CHECK DATE</u> | <u>CHECK NUMBER</u> | <u>CHE TYP</u> | <u>AMOUNT</u> |
|----------------------|-----------------------|--|-------------------|---------------------|----------------|---------------|
| MATH WARM-UP.COM | 17304 | Staar Prep materials | 04/07/2021 | 18745 | R | 4,075.00 |
| ORIENTAL TRADING COM | 708661217- | STUCO | 04/07/2021 | 18746 | R | 188.83 |
| SCANNING PENS, INC. | INVSPUS471 | Scanning Pen | 04/07/2021 | 18747 | R | 263.00 |
| WALMART COMMUNITY BR | 04500 | Supplies-Carlson & Eady | 04/07/2021 | 18748 | R | 39.32 |
| BLACK ROCK TECHNOLOG | 37024 | Printer Cermak | 04/14/2021 | 18749 | R | 428.00 |
| CLEMENTS, FREIDA | 0331 | Hours for Freida Clements for March 2021 | 04/14/2021 | 18750 | R | 7,052.50 |
| Dixon, Sandra | 0331 | County travel for Sandra Dixon for February and March 2021 | 04/14/2021 | 18751 | R | 661.64 |
| GENESIS TECHNOLOGIES | 2765975 | Robots needed for remote instruction | 04/14/2021 | 18752 | R | 6,990.00 |
| NASCO | 43207 | Equipment | 04/14/2021 | 18753 | R | 2,010.52 |
| NASCO | 33618 | Equipment | 04/14/2021 | 18753 | R | 994.26 |
| STRIPES AND MORE | 77508 | Protective window tint for High School | 04/14/2021 | 18754 | R | 1,482.00 |
| THERAPY SHOPPE | 366389 | Supplies for SPED Dept. | 04/14/2021 | 18755 | R | 706.40 |
| WALMART COMMUNITY BR | 01557 | STUCO | 04/14/2021 | 18756 | R | 148.72 |
| Wilson, Misty | 0331 | County travel for Misty Wilson for March 2021 | 04/14/2021 | 18757 | R | 496.05 |
| Wilson, Misty | 0413 | employee reimbursement to Misty Wilson for supplies for SPED | 04/14/2021 | 18757 | R | 28.96 |
| AIRGAS USA, LLC | 9978717990 | STUCO | 04/21/2021 | 18758 | R | 25.11 |
| EDUCATION SERVICE CE | 050256-1 | Classslink Annual License-pro rate 3 months | 04/21/2021 | 18759 | R | 2,790.00 |
| FAMOUS MINERAL WATER | 028807 | Water | 04/21/2021 | 18760 | R | 20.25 |
| FOLLETT SCHOOL SOLUT | BF-0001764 | LIBRARY | 04/21/2021 | 18761 | R | 5,609.09 |
| Goodson, Bonnie | 0421 | reimburse for ART Supplies | 04/21/2021 | 18762 | R | 133.81 |
| MEDICAID CLAIM SOLUT | 21-182904- | Claims Coop Services | 04/21/2021 | 18763 | R | 234.38 |
| MEDICAID CLAIM SOLUT | 21-182903- | Claims Coop Services | 04/21/2021 | 18763 | R | 2,265.41 |
| MEDICAID CLAIM SOLUT | 21-182901- | Claims Services | 04/21/2021 | 18763 | R | 180.46 |
| MEDICAID CLAIM SOLUT | 21-182905- | Claims Services | 04/21/2021 | 18763 | R | 118.56 |
| MEDICAID CLAIM SOLUT | 21-182902- | Claims Services | 04/21/2021 | 18763 | R | 144.13 |
| MEDICAID CLAIM SOLUT | 21-182906- | SPED | 04/21/2021 | 18763 | R | 5.51 |
| MEDICAID CLAIM SOLUT | 21-182901- | SPED | 04/21/2021 | 18763 | R | 54.86 |
| MEDICAID CLAIM SOLUT | 21-182903- | SPED | 04/21/2021 | 18763 | R | 1,040.00 |
| MEDICAID CLAIM SOLUT | 21-182904- | SPED | 04/21/2021 | 18763 | R | 35.07 |
| MEDICAID CLAIM SOLUT | 21-182905- | SPED | 04/21/2021 | 18763 | R | 1.59 |
| PESI | 2023106 | Professional Development materials | 04/21/2021 | 18764 | R | 382.88 |
| Rothe, Michaela | 0421 | SPED-Employee Travel | 04/21/2021 | 18765 | R | 160.55 |
| TCEA | 000208176 | Professional Development (Virtual) | 04/21/2021 | 18766 | R | 159.00 |
| TCEA | 000208996 | Registration for Cara Shoemaker | 04/21/2021 | 18766 | R | 159.00 |
| THE FLOWER SHOP AT 7 | 001562 | Plant for Apple Corp Teacher | 04/21/2021 | 18767 | R | 41.00 |
| WALMART COMMUNITY BR | 01006 | STUCO SUPPLIES | 04/21/2021 | 18768 | R | 74.56 |
| WESTERN PSYCHOLOGICA | WPS-376416 | Supplies for SPED (Wendy Boswell) | 04/21/2021 | 18769 | R | 1,070.96 |
| A2Z TELETHERAPY SPEE | 0427 | SPED-April 2021 | 04/28/2021 | 18770 | R | 2,431.22 |
| A2Z TELETHERAPY SPEE | 0331 | SPED-March 2021 | 04/28/2021 | 18770 | R | 2,415.55 |
| CRISIS PREVENTION IN | IUS0192322 | SPED-April 2021 | 04/28/2021 | 18771 | R | 150.00 |
| MEDICAID CLAIM SOLUT | 21-182901- | SPED-April 2021 | 04/28/2021 | 18772 | R | 134.43 |
| MEDICAID CLAIM SOLUT | 21-182903- | SPED-April 2021 | 04/28/2021 | 18772 | R | 1,804.70 |
| MEDICAID CLAIM SOLUT | 21-182904- | SPED-April 2021 | 04/28/2021 | 18772 | R | 28.25 |

| <u>VENDOR</u> | <u>INVOICE NUMBER</u> | <u>INVOICE DESCRIPTION</u> | <u>CHECK DATE</u> | <u>CHECK NUMBER</u> | <u>CHE TYP</u> | <u>AMOUNT</u> |
|----------------------|---------------------------|---|-----------------------|-------------------------|--------------------|---------------|
| NCS PEARSON INC | 14166211 | Testing materials for SPED Dept. | 04/28/2021 | 18773 | R | 250.00 |
| Teaching and Learnin | 10108 | SPED-April 2021 | 04/28/2021 | 18774 | R | 1,750.00 |
| CRAWFORD, DEBORAH | 0331 | Hours and travel for Deborah Crawford for March 2021 | 04/14/2021 | 202100037 | A | 1,028.36 |
| RAMSEY, PAULA | 0331 | Hours for Paula Ramsey for March 2021 | 04/14/2021 | 202100038 | A | 1,351.50 |
| Totals for checks | | | | | | 51,615.39 |

FUND SUMMARY

| <u>FUND</u> | <u>DESCRIPTION</u> | <u>BALANCE SHEET</u> | <u>REVENUE</u> | <u>EXPENSE</u> | <u>TOTAL</u> |
|-------------|--------------------------------|----------------------|----------------|----------------|--------------|
| 211 | TITLE I, PART A | 0.00 | 0.00 | 4,075.00 | 4,075.00 |
| 244 | CARL PERKINS BASIC FORM. GRANT | 0.00 | 0.00 | 3,432.78 | 3,432.78 |
| 266 | ESSER GRANT | 0.00 | 0.00 | 6,990.00 | 6,990.00 |
| 270 | TITLE V,B,SP 2, RLIS | 0.00 | 0.00 | 318.00 | 318.00 |
| 313 | IDEA-B FORMULA | 0.00 | 0.00 | 2,673.24 | 2,673.24 |
| 410 | STATE TEXTBOOK FUND | 0.00 | 0.00 | 2,790.00 | 2,790.00 |
| 429 | STATE FUNDED SPECIAL REVENUE | 0.00 | 0.00 | 1,482.00 | 1,482.00 |
| 437 | SPECIAL EDUCATION | 0.00 | 0.00 | 2,037.06 | 2,037.06 |
| 455 | SHARS-MEDICAID | 0.00 | 0.00 | 21,536.62 | 21,536.62 |
| 461 | CAMPUS ACTIVITY FUND | 0.00 | 0.00 | 6,280.69 | 6,280.69 |
| *** | Fund Summary Totals *** | 0.00 | 0.00 | 51,615.39 | 51,615.39 |


***** End of report *****

| <u>VENDOR</u> | <u>INVOICE</u> <u>NUMBER</u> | <u>INVOICE</u> <u>DESCRIPTION</u> | <u>CHECK</u> <u>DATE</u> | <u>CHECK</u> <u>CHE</u> <u>NUMBER</u> <u>TYP</u> | <u>AMOUNT</u> |
|----------------------|---------------------------------|--------------------------------------|-----------------------------|---|---------------|
| THE BANK OF NEW YORK | 252-237272 | PAYING AGENT FEE | 04/21/2021 | 1386 R | 750.00 |
| | | | | Totals for checks | 750.00 |

FUND SUMMARY

| <u>FUND</u> | <u>DESCRIPTION</u> | <u>BALANCE SHEET</u> | <u>REVENUE</u> | <u>EXPENSE</u> | <u>TOTAL</u> |
|-------------|-------------------------|----------------------|----------------|----------------|--------------|
| 599 | DEBT SERVICE | 0.00 | 0.00 | 750.00 | 750.00 |
| *** | Fund Summary Totals *** | 0.00 | 0.00 | 750.00 | 750.00 |

***** End of report *****



BOARD OF TRUSTEES Agenda Item

MEETING DATE: May 10, 2021

MEETING TYPE:

- Regular Meeting
 Special Meeting

AGENDA ITEM TYPE:

- Action Item
 Non-Action Item

BOARD GOALS (check all that apply)

Academic Goals

- Academic Competitiveness
- Early Literacy (HB3)
 - Early Math (HB3)
 - Other
- Career Certifications (HB3)

Operational Goals

- Promote Community/School Partnerships
 Fiscal Responsibility
 Safe and Secure Schools

TITLE: Water/Electricity/Gas Reports

RECOMMENDED ACTION: It is recommended that the Water/Electricity/Gas Reports be approved as presented.

BOARD POLICY/STATE REGULATION/LAW REFERENCE (if applicable):

OVERVIEW:

See attached utility reports.

FISCAL IMPACT: Variable cost to District

ATTACHMENTS: Water/Electricity/Gas Reports

DEPARTMENT(S) SUBMITTING FORM: Business and Finance

DEPARTMENT SIGNATURE/APPROVAL:  

Water

| 2014-2015 | Sep | Oct | Nov | Dec | Jan | Feb | Mar | Apr | May | Jun | Jul | Aug | Total |
|----------------|------------------|-----------------|-----------------|-----------------|------------------|------------------|-------------------|-----------------|------------------|-----------------|-----------------|------------------|-------------------|
| High School | 4,724.97 | 1,823.96 | 1,618.93 | 1,451.94 | 3,630.59 | 4,385.30 | (1,664.53) | 822.18 | 2,486.71 | 1,496.31 | 1,220.08 | 1,813.29 | 23,809.73 |
| Junior High | 930.84 | 974.44 | 721.70 | 661.04 | 1,708.66 | 2,138.79 | (770.96) | 436.35 | 1,114.69 | 563.69 | 434.72 | 1,483.09 | 10,397.05 |
| Travis | 1,613.05 | 1,855.51 | 1,701.51 | 1,411.51 | 4,056.19 | 4,539.55 | (2,280.98) | 69.63 | 2,687.29 | 1,106.88 | 702.06 | 2,545.37 | 20,007.57 |
| Houston | 1,208.90 | 1,526.90 | 1,181.91 | 1,074.92 | 2,753.00 | 3,223.79 | (1,234.03) | 769.94 | 1,927.60 | 906.65 | 624.04 | 1,373.84 | 15,337.46 |
| Lamar | 856.71 | 1,059.14 | 918.38 | 875.14 | 2,469.63 | 2,887.98 | (809.17) | 605.82 | 1,844.69 | 1,441.70 | 590.89 | 846.77 | 13,587.68 |
| DSC | 297.74 | 312.09 | 352.09 | 505.10 | 1,225.42 | 1,357.89 | (586.58) | 76.45 | 722.86 | 595.71 | 545.21 | 585.38 | 5,989.36 |
| Athletics | 2,315.32 | 1,622.02 | 1,437.76 | 1,136.24 | 2,637.51 | 2,918.25 | (1,105.36) | 389.17 | 1,473.85 | 1,332.89 | 2,869.10 | 7,004.56 | 24,031.31 |
| Transportation | 76.27 | 75.90 | 73.90 | 75.90 | 167.76 | 192.62 | (69.53) | 38.87 | 103.32 | 93.13 | 82.94 | 61.30 | 972.38 |
| Total | 12,023.80 | 9,249.96 | 8,006.18 | 7,191.79 | 18,648.76 | 21,644.17 | (8,521.14) | 3,208.41 | 12,361.01 | 7,536.96 | 7,069.04 | 15,713.60 | 114,132.54 |

| 2015-2016 | Sep | Oct | Nov | Dec | Jan | Feb | Mar | Apr | May | Jun | Jul | Aug | Total |
|----------------|------------------|------------------|------------------|-----------------|-----------------|-----------------|-----------------|-----------------|-----------------|-----------------|------------------|-----------------|-------------------|
| High School | 2,756.59 | 2,569.46 | 2,053.89 | 2,060.25 | 2,039.80 | 1,774.43 | 1,654.41 | 2,041.42 | 1,740.43 | 1,027.42 | 786.43 | 1,492.43 | 21,996.96 |
| Junior High | 1,189.08 | 1,232.27 | 1,716.51 | 1,154.41 | 802.60 | 742.60 | 761.30 | 774.65 | 693.27 | 1,129.25 | 794.57 | 791.09 | 11,781.60 |
| Travis | 1,245.64 | 2,276.77 | 1,804.49 | 1,689.91 | 1,742.52 | 1,304.50 | 1,493.51 | 1,516.52 | 1,410.50 | 805.51 | 580.52 | 1,174.26 | 17,044.65 |
| Houston | 2,348.96 | 2,947.27 | 1,618.26 | 1,399.30 | 1,059.91 | 1,318.92 | 1,472.92 | 1,542.92 | 1,442.90 | 632.90 | 628.35 | 1,093.91 | 17,506.52 |
| Lamar | 1,288.38 | 3,677.70 | 853.20 | 869.74 | 662.51 | 813.78 | 745.60 | 836.34 | 836.51 | 1,411.76 | 6,501.16 | 797.37 | 19,294.05 |
| DSC | 792.01 | 742.70 | 792.87 | 845.07 | 573.10 | 851.54 | 711.10 | 687.54 | 735.10 | 766.09 | 752.27 | 978.96 | 9,228.35 |
| Athletics | 4,399.92 | 6,726.55 | 1,804.00 | 1,477.44 | 981.19 | 1,242.67 | 1,077.14 | 1,282.62 | 1,034.73 | 2,843.80 | 3,447.24 | 2,789.21 | 29,106.51 |
| Transportation | 147.86 | 119.86 | 107.13 | 113.50 | 89.92 | 205.90 | 81.90 | 92.91 | 82.91 | 115.90 | 68.91 | 101.90 | 1,328.60 |
| Total | 14,168.44 | 20,292.58 | 10,750.35 | 9,609.62 | 7,951.55 | 8,254.34 | 7,997.88 | 8,774.92 | 7,976.35 | 8,732.63 | 13,559.45 | 9,219.13 | 127,287.24 |

| 2016-2017 | Sep | Oct | Nov | Dec | Jan | Feb | Mar | Apr | May | Jun | Jul | Aug | Total |
|----------------|------------------|------------------|-----------------|-----------------|-----------------|-----------------|-----------------|-----------------|-----------------|-----------------|-----------------|-----------------|-------------------|
| High School | 1,877.42 | 1,777.42 | 1,698.70 | 2,135.78 | 1,943.91 | 1,765.39 | 1,674.40 | 1,722.63 | 1,788.27 | 1,068.37 | 1,872.41 | 1,460.98 | 20,785.68 |
| Junior High | 2,050.48 | 2,860.17 | 900.61 | 1,011.92 | 818.24 | 790.29 | 723.68 | 775.94 | 834.74 | 411.48 | 418.81 | 713.62 | 12,309.98 |
| Travis | 1,824.52 | 1,688.50 | 1,637.84 | 1,511.64 | 1,998.99 | 1,711.70 | 1,534.53 | 1,776.66 | 1,550.94 | 741.43 | 578.30 | 431.58 | 16,986.63 |
| Houston | 1,610.92 | 1,643.91 | 1,893.61 | 1,094.36 | 1,558.11 | 1,481.16 | 1,530.73 | 1,717.46 | 1,702.06 | 559.10 | 548.84 | 1,244.47 | 16,584.73 |
| Lamar | 1,511.84 | 938.82 | 889.93 | 701.45 | 998.88 | 988.73 | 884.41 | 984.86 | 945.88 | 371.53 | 317.14 | 816.75 | 10,350.22 |
| DSC | 758.88 | 769.10 | 791.64 | 780.36 | 776.25 | 770.10 | 770.99 | 788.43 | 798.69 | 741.23 | 695.07 | 770.99 | 9,211.73 |
| Athletics | 2,903.21 | 2,180.50 | 1,555.99 | 1,027.56 | 1,730.00 | 951.04 | 1,344.57 | 1,160.79 | 1,205.79 | 2,066.10 | 1,488.66 | 1,885.77 | 19,499.98 |
| Transportation | 89.92 | 97.90 | 127.61 | 87.60 | 99.91 | 107.10 | 95.67 | 95.67 | 93.62 | 97.72 | 77.20 | 103.88 | 1,173.80 |
| Total | 12,627.19 | 11,956.32 | 9,495.93 | 8,350.67 | 9,924.29 | 8,565.51 | 8,558.98 | 9,022.44 | 8,919.99 | 6,056.96 | 5,996.43 | 7,428.04 | 106,902.75 |

| 2017-2018 | Sep | Oct | Nov | Dec | Jan | Feb | Mar | Apr | May | Jun | Jul | Aug | Total |
|----------------|------------------|------------------|------------------|-----------------|------------------|------------------|------------------|-----------------|-----------------|-----------------|-----------------|-----------------|-------------------|
| High School | 1,793.41 | 2,002.35 | 2,077.96 | 1,352.11 | 2,761.64 | 1,630.65 | 4,459.94 | 1,791.19 | 1,604.97 | 1,052.63 | 980.76 | 1,475.33 | 22,982.94 |
| Junior High | 894.63 | 1,124.27 | 823.31 | 667.31 | 825.28 | 982.72 | 482.65 | 759.68 | 574.70 | 365.66 | 420.75 | 756.47 | 8,677.43 |
| Travis | 2,956.57 | 1,769.29 | 2,275.21 | 1,914.24 | 2,791.32 | 2,879.13 | 2,052.84 | 2,209.42 | 1,726.97 | 609.72 | 452.08 | 458.42 | 22,095.21 |
| Houston | 1,725.66 | 2,328.61 | 1,891.37 | 1,746.70 | 2,122.29 | 2,861.84 | 1,213.47 | 1,776.32 | 1,488.54 | 879.84 | 841.05 | 1,409.21 | 20,284.90 |
| Lamar | 992.25 | 1,041.73 | 908.43 | 755.02 | 942.28 | 942.28 | 885.15 | 1,018.46 | 984.60 | 630.18 | 460.89 | 891.49 | 10,452.76 |
| DSC | 746.37 | 798.89 | 831.23 | 814.75 | 834.86 | 796.77 | 844.23 | 798.89 | 845.44 | 831.04 | 828.51 | 809.47 | 9,780.45 |
| Athletics | 2,601.71 | 2,375.07 | 1,532.22 | 1,924.56 | 1,312.88 | 1,348.02 | 1,375.72 | 1,324.17 | 1,348.06 | 2,033.00 | 1,671.53 | 2,920.34 | 21,767.28 |
| Transportation | 107.99 | 120.25 | 113.03 | 109.67 | 113.91 | 114.96 | 118.14 | 120.25 | 112.84 | 116.03 | 459.87 | 111.79 | 1,718.73 |
| Total | 11,818.59 | 11,560.46 | 10,452.76 | 9,284.36 | 11,704.46 | 11,556.37 | 11,432.14 | 9,798.38 | 8,686.12 | 6,518.10 | 6,115.44 | 8,832.52 | 117,759.70 |

| 2018-2019 | Sep | Oct | Nov | Dec | Jan | Feb | Mar | Apr | May | Jun | Jul | Aug | Total |
|----------------|------------------|------------------|------------------|-----------------|------------------|------------------|-----------------|------------------|-----------------|-----------------|-----------------|------------------|-------------------|
| High School | 2,035.85 | 1,841.10 | 1,632.61 | 1,576.98 | 1,745.54 | 2,020.16 | 1,685.36 | 2,035.33 | 1,640.82 | 915.49 | 713.22 | 1,391.03 | 19,233.49 |
| Junior High | 1,852.81 | 1,636.34 | 1,119.09 | 1,098.72 | 1,319.49 | 1,768.03 | 1,268.32 | 1,243.90 | 1,069.90 | 757.09 | 734.00 | 1,282.05 | 15,149.74 |
| Travis | 3,238.70 | 2,257.94 | 2,068.61 | 1,886.65 | 1,992.11 | 1,912.15 | 1,479.83 | 2,002.55 | 1,544.75 | 825.01 | 1,023.19 | 1,609.64 | 21,841.13 |
| Houston | 1,805.94 | 1,777.39 | 1,613.69 | 1,622.97 | 1,861.73 | 1,672.80 | 1,434.05 | 1,794.50 | 1,502.44 | 847.60 | 897.43 | 1,606.73 | 18,437.27 |
| Lamar | 1,173.98 | 1,230.05 | 1,103.44 | 1,033.90 | 1,103.44 | 1,239.05 | 1,051.29 | 1,339.88 | 1,083.74 | 574.93 | 600.43 | 1,244.83 | 12,778.96 |
| DSC | 850.72 | 874.00 | 905.79 | 944.04 | 979.97 | 964.70 | 999.67 | 1,034.44 | 1,002.44 | 941.67 | 802.85 | 768.63 | 11,068.92 |
| Athletics | 2,097.28 | 1,914.95 | 1,798.22 | 1,472.44 | 1,437.23 | 1,436.02 | 1,427.63 | 1,491.29 | 1,442.04 | 1,331.90 | 1,341.56 | 3,890.43 | 21,800.99 |
| Transportation | 126.60 | 135.05 | 139.64 | 150.08 | 165.13 | 160.50 | 205.71 | 186.00 | 163.97 | 162.82 | 167.45 | 184.85 | 1,947.80 |
| Total | 13,181.88 | 11,666.82 | 10,381.09 | 9,785.78 | 10,604.64 | 11,173.41 | 9,551.86 | 11,127.89 | 9,450.10 | 6,356.51 | 6,280.13 | 11,978.19 | 121,538.30 |

| 2019-2020 | Sep | Oct | Nov | Dec | Jan | Feb | Mar | Apr | May | Jun | Jul | Aug | Total |
|----------------|------------------|------------------|------------------|-----------------|-----------------|------------------|-----------------|-----------------|-----------------|-----------------|-----------------|-----------------|-------------------|
| High School | 1,966.40 | 2,147.15 | 1,730.77 | 1,513.98 | 1,707.02 | 1,872.76 | 885.08 | 702.67 | 1,037.72 | 629.04 | 613.02 | 1,271.69 | 16,077.30 |
| Junior High | 1,603.39 | 2,624.26 | 1,027.81 | 819.54 | 943.91 | 1,121.78 | 650.49 | 502.94 | 471.09 | 826.08 | 627.80 | 1,096.43 | 12,315.52 |
| Travis | 1,668.76 | 2,786.04 | 1,648.91 | 1,948.28 | 1,637.02 | 1,892.45 | 1,205.79 | 845.82 | 603.47 | 924.23 | 675.94 | 1,514.66 | 17,351.37 |
| Houston | 2,017.02 | 2,197.82 | 2,266.41 | 1,651.03 | 2,145.23 | 2,151.17 | 2,136.91 | 426.19 | 1,002.37 | 1,112.86 | 1,319.57 | 1,552.42 | 19,979.00 |
| Lamar | 1,692.21 | 1,527.63 | 1,580.20 | 1,007.58 | 1,157.27 | 1,241.62 | 570.40 | 419.52 | 420.71 | 443.28 | 487.24 | 880.47 | 11,428.13 |
| DSC | 821.40 | 853.85 | 833.39 | 833.99 | 676.00 | 540.56 | 381.37 | 359.37 | 358.79 | 338.60 | 350.48 | 489.47 | 6,837.27 |
| Athletics | 2,409.03 | 2,148.83 | 1,689.16 | 1,531.17 | 1,493.16 | 1,534.38 | 1,398.14 | 1,357.39 | 1,411.05 | 1,397.33 | 1,481.61 | 2,762.80 | 20,614.05 |
| Transportation | 209.18 | 216.13 | 211.19 | 229.02 | 218.34 | 232.58 | 211.21 | 210.01 | 213.58 | 219.52 | 236.15 | 265.84 | 2,672.75 |
| Total | 12,387.39 | 14,501.71 | 10,987.84 | 9,534.59 | 9,977.95 | 10,587.30 | 7,439.39 | 4,823.91 | 5,518.78 | 5,890.94 | 5,791.81 | 9,833.78 | 107,275.39 |

| 2020-2021 | Sep | Oct | Nov | Dec | Jan | Feb | Mar | Apr | May | Jun | Jul | Aug | Total |
|-------------|----------|----------|----------|----------|----------|----------|----------|-----|-----|-----|-----|-----|-----------|
| High School | 1,706.46 | 1,733.80 | 1,646.64 | 1,322.04 | 1,464.25 | 1,445.60 | 1,687.31 | | | | | | 11,006.10 |
| Junior High | 1,038.88 | 947.49 | 883.72 | 796.12 | 1,287.90 | 1,981.24 | 964.53 | | | | | | 7,899.88 |
| Travis | 2,010.06 | 2,228.48 | 1,994.75 | 1,491.09 | 1,776.98 | 1,613.99 | 2,390.21 | | | | | | 13,505.56 |
| Houston | 2,158.30 | 429.75 | 1,571.43 | 2,071.10 | 2,379.71 | 1,849.32 | 1,874.70 | | | | | | 12,334.31 |
| Lamar | 1,197.67 | 1,291.51 | 1,427.16 | 912.80 | 1,098.51 | 1,047.73 | 1,241.45 | | | | | | 8 |

Electricity

| 2014-2015 | Sep | Oct | Nov | Dec | Jan | Feb | Mar | Apr | May | Jun | Jul | Aug | Total |
|------------------|------------------|------------------|------------------|------------------|------------------|------------------|------------------|------------------|------------------|------------------|------------------|------------------|-------------------|
| High School | 18,058.91 | 16,085.56 | 13,081.15 | 11,466.86 | 12,078.78 | 12,247.28 | 10,688.04 | 13,704.42 | 15,097.39 | 276.51 | 275.35 | 45,360.47 | 168,420.72 |
| MW Academy | 316.63 | 297.94 | 186.15 | 124.39 | 141.02 | 133.75 | 119.74 | 175.14 | 233.68 | 246.23 | 278.56 | 344.65 | 2,597.88 |
| Junior High | 10,328.04 | 8,495.42 | 7,521.97 | 6,041.92 | 7,526.37 | 7,083.97 | 6,854.97 | 6,346.62 | 6,982.72 | 6,644.70 | 7,239.60 | 8,285.58 | 89,351.88 |
| Travis | 7,029.77 | 5,911.53 | 4,795.82 | 4,628.33 | 5,156.05 | 4,787.30 | 4,646.78 | 4,514.02 | 4,924.04 | 4,668.55 | 4,179.61 | 5,880.85 | 61,122.65 |
| Houston | 5,234.81 | 4,507.70 | 3,183.84 | 2,826.94 | 3,057.79 | 3,135.06 | 2,739.84 | 3,425.85 | 3,544.02 | 3,702.52 | 3,448.60 | 4,271.48 | 43,078.45 |
| Lamar | 7,008.14 | 5,971.10 | 4,534.12 | 3,916.33 | 4,770.97 | 4,285.26 | 3,939.92 | 4,466.98 | 5,337.36 | 5,296.47 | 6,129.58 | 9,283.75 | 64,939.98 |
| DSC | 3,186.97 | 2,670.99 | 1,839.00 | 1,698.80 | 1,760.73 | 1,719.25 | 1,684.02 | 2,001.53 | 2,145.21 | 2,933.74 | 3,041.16 | 3,722.14 | 28,403.54 |
| Athletics | 5,278.70 | 4,577.11 | 6,671.94 | 4,530.53 | 5,831.49 | 5,666.97 | 6,023.26 | 4,777.40 | 3,369.27 | 5,106.54 | 4,478.74 | 4,307.29 | 60,619.24 |
| Transportation | 234.84 | 188.64 | 172.92 | 205.42 | 247.25 | 239.86 | 195.87 | 170.69 | 169.21 | 209.63 | 361.20 | 343.96 | 2,739.49 |
| Total | 56,676.81 | 48,705.99 | 41,986.91 | 35,439.52 | 40,570.45 | 39,298.70 | 36,892.44 | 39,582.65 | 41,802.90 | 29,084.89 | 29,432.40 | 81,800.17 | 521,273.83 |

| 2015-2016 | Sep | Oct | Nov | Dec | Jan | Feb | Mar | Apr | May | Jun | Jul | Aug | Total |
|------------------|------------------|------------------|------------------|------------------|------------------|------------------|------------------|------------------|------------------|------------------|------------------|------------------|-------------------|
| High School | 19,285.40 | 15,918.24 | 13,717.08 | 12,119.56 | 12,391.10 | 12,945.46 | 12,504.04 | 14,102.71 | 15,918.01 | 16,544.52 | 17,055.63 | 19,227.03 | 181,728.78 |
| MW Academy | 394.74 | 304.86 | 234.31 | 197.90 | 169.91 | 212.95 | 222.70 | 237.02 | 234.78 | 274.14 | 340.01 | 352.41 | 3,175.73 |
| Junior High | 10,124.71 | 8,047.32 | 5,640.91 | 5,564.80 | 7,076.18 | 6,175.75 | 4,874.22 | 5,368.50 | 6,903.49 | 7,314.44 | 8,113.13 | 9,072.99 | 84,276.44 |
| Travis | 6,935.27 | 5,488.57 | 4,472.25 | 4,143.23 | 4,741.02 | 4,350.36 | 3,903.49 | 4,272.60 | 5,080.47 | 5,055.78 | 5,063.45 | 6,665.61 | 60,172.10 |
| Houston | 5,048.44 | 4,076.30 | 3,078.51 | 2,634.63 | 2,777.62 | 2,857.03 | 2,613.39 | 3,053.52 | 3,672.34 | 3,773.49 | 3,661.17 | 4,516.26 | 41,762.70 |
| Lamar | 7,851.26 | 6,504.28 | 6,448.78 | 5,099.57 | 5,270.30 | 5,076.47 | 5,212.08 | 5,936.37 | 6,725.60 | 6,569.01 | 6,499.47 | 7,041.73 | 74,234.92 |
| DSC | 3,338.58 | 2,618.40 | 1,895.75 | 1,691.02 | 1,804.89 | 1,845.69 | 1,757.64 | 1,917.04 | 2,313.38 | 3,036.51 | 3,620.96 | 3,590.07 | 29,429.73 |
| Athletics | 5,608.54 | 5,357.91 | 5,083.66 | 5,182.59 | 7,418.72 | 6,262.19 | 5,577.03 | 5,277.06 | 3,793.16 | 5,011.11 | 6,097.92 | 5,694.99 | 66,364.88 |
| Transportation | 340.53 | 223.64 | 244.25 | 397.82 | 462.24 | 456.16 | 349.05 | 383.82 | 332.44 | 342.16 | 386.79 | 403.73 | 4,322.63 |
| Total | 58,927.47 | 48,539.52 | 40,815.50 | 37,031.12 | 42,111.98 | 40,182.06 | 37,013.64 | 40,548.64 | 44,973.47 | 47,921.16 | 50,838.53 | 56,564.82 | 545,467.91 |

| 2016-2017 | Sep | Oct | Nov | Dec | Jan | Feb | Mar | Apr | May | Jun | Jul | Aug | Total |
|------------------|------------------|------------------|------------------|------------------|------------------|------------------|------------------|------------------|------------------|------------------|------------------|------------------|-------------------|
| High School | 20,919.65 | 16,973.39 | 16,003.06 | 13,586.05 | 14,301.45 | 15,573.28 | 15,439.28 | 17,512.44 | 18,420.45 | 17,210.10 | 16,163.45 | 19,799.39 | 201,901.99 |
| MW Academy | 389.94 | 316.29 | 267.34 | 159.44 | 230.63 | 230.18 | 245.11 | 265.42 | 258.59 | 250.29 | 280.20 | 319.12 | 3,212.55 |
| Junior High | 10,762.22 | 8,525.76 | 7,036.01 | 6,515.25 | 7,160.18 | 6,048.94 | 4,952.82 | 6,358.84 | 6,953.10 | 5,892.68 | 6,368.32 | 9,211.03 | 85,785.15 |
| Travis | 7,961.38 | 6,093.17 | 5,107.87 | 4,412.35 | 4,838.40 | 4,487.88 | 4,049.43 | 5,025.42 | 5,326.86 | 4,997.80 | 5,191.39 | 6,718.73 | 64,210.68 |
| Houston | 5,439.03 | 4,177.62 | 3,674.72 | 2,829.03 | 2,840.76 | 2,883.24 | 2,744.48 | 3,176.95 | 3,503.66 | 2,688.73 | 2,210.28 | 4,871.16 | 41,039.66 |
| Lamar | 8,119.62 | 7,803.98 | 7,800.60 | 6,189.96 | 5,447.49 | 5,484.12 | 5,807.16 | 6,639.01 | 6,522.83 | 5,740.62 | 5,001.62 | 6,931.25 | 77,488.26 |
| DSC | 3,263.69 | 2,632.65 | 2,234.54 | 1,685.86 | 1,796.32 | 1,724.01 | 1,953.49 | 2,202.40 | 2,397.56 | 3,088.17 | 3,428.29 | 3,508.26 | 29,915.24 |
| Athletics | 5,812.57 | 5,032.72 | 5,117.11 | 6,011.04 | 6,037.43 | 6,842.30 | 5,712.03 | 4,763.88 | 3,493.39 | 4,701.27 | 4,380.02 | 4,518.22 | 62,421.98 |
| Transportation | 396.81 | 329.94 | 332.01 | 457.77 | 642.83 | 587.63 | 466.11 | 360.33 | 469.20 | 377.02 | 415.92 | 421.99 | 5,257.56 |
| Total | 63,064.91 | 51,885.52 | 47,573.26 | 41,846.75 | 43,295.49 | 43,861.58 | 41,369.91 | 46,304.69 | 47,345.64 | 44,946.68 | 43,439.49 | 56,299.15 | 571,233.07 |

| 2017-2018 | Sep | Oct | Nov | Dec | Jan | Feb | Mar | Apr | May | Jun | Jul | Aug | Total |
|------------------|------------------|------------------|------------------|------------------|------------------|------------------|------------------|------------------|------------------|------------------|------------------|------------------|-------------------|
| High School | 20,964.79 | 17,125.19 | 14,383.09 | 14,348.03 | 13,867.31 | 14,530.75 | 12,948.84 | 15,373.78 | 17,994.50 | 17,853.85 | 17,135.62 | 18,680.20 | 195,205.95 |
| MW Academy | 360.46 | 277.60 | 257.11 | 246.51 | 184.54 | 228.89 | 199.80 | 190.17 | 233.70 | 299.20 | 268.17 | 316.68 | 3,062.83 |
| Junior High | 10,253.48 | 7,699.62 | 5,307.05 | 6,673.01 | 7,770.87 | 7,347.54 | 6,261.66 | 6,675.49 | 7,384.95 | 7,054.17 | 7,915.46 | 9,454.23 | 89,797.53 |
| Travis | 7,608.70 | 5,901.07 | 4,151.22 | 4,637.92 | 5,438.93 | 4,925.77 | 4,161.10 | 4,699.43 | 5,840.13 | 5,629.80 | 5,912.99 | 6,745.18 | 65,652.24 |
| Houston | 5,478.81 | 4,433.23 | 3,025.93 | 2,820.42 | 3,123.12 | 3,039.27 | 2,555.92 | 3,206.64 | 4,287.62 | 4,177.63 | 4,741.04 | 4,810.21 | 45,699.84 |
| Lamar | 7,105.51 | 6,564.41 | 5,829.67 | 5,587.82 | 4,357.69 | 5,047.29 | 4,443.31 | 5,716.89 | 6,753.37 | 6,864.56 | 6,753.36 | 7,287.57 | 72,311.45 |
| DSC | 3,284.29 | 2,538.91 | 1,895.38 | 1,965.06 | 1,912.56 | 1,868.35 | 1,670.00 | 2,116.76 | 2,665.65 | 3,397.56 | 3,537.50 | 3,412.22 | 30,264.24 |
| Athletics | 6,529.66 | 5,215.85 | 7,024.63 | 5,078.24 | 6,758.31 | 7,074.44 | 6,005.25 | 5,518.98 | 4,236.23 | 5,171.44 | 5,004.97 | 5,012.44 | 68,630.44 |
| Transportation | 423.30 | 362.94 | 523.97 | 616.39 | 813.05 | 698.49 | 445.97 | 461.36 | 413.16 | 494.58 | 518.08 | 510.69 | 6,281.98 |
| Total | 62,009.00 | 50,118.82 | 42,398.05 | 41,973.40 | 44,226.38 | 44,760.79 | 38,691.85 | 43,959.50 | 49,809.31 | 50,942.79 | 51,787.19 | 56,229.42 | 576,906.50 |

| 2018-2019 | Sep | Oct | Nov | Dec | Jan | Feb | Mar | Apr | May | Jun | Jul | Aug | Total |
|------------------|------------------|------------------|------------------|------------------|------------------|------------------|------------------|------------------|------------------|------------------|------------------|------------------|-------------------|
| High School | 20,022.10 | 16,004.47 | 13,985.43 | 12,571.13 | 12,701.49 | 14,411.68 | 12,722.34 | 15,478.05 | 16,871.46 | 16,597.18 | 16,815.57 | 21,528.40 | 189,709.30 |
| MW Academy | 271.21 | 199.10 | 147.85 | 123.84 | 117.57 | 137.82 | 115.46 | 184.26 | 243.02 | 289.49 | 384.65 | 435.73 | 2,650.00 |
| Junior High | 9,384.43 | 7,000.42 | 6,821.27 | 6,855.84 | 7,901.36 | 7,526.86 | 7,038.19 | 5,739.45 | 6,327.74 | 6,681.61 | 7,309.58 | 9,250.23 | 87,836.98 |
| Travis | 7,750.05 | 5,803.50 | 4,647.11 | 4,279.74 | 4,326.99 | 4,907.85 | 4,562.72 | 4,047.71 | 4,860.13 | 4,904.84 | 5,677.17 | 7,328.97 | 63,096.78 |
| Houston | 5,227.47 | 3,728.27 | 2,557.39 | 2,096.01 | 2,535.17 | 2,723.18 | 2,449.58 | 2,376.43 | 2,911.73 | 3,060.62 | 3,632.95 | 4,734.33 | 38,033.13 |
| Lamar | 8,104.29 | 6,576.67 | 4,852.09 | 3,548.17 | 4,534.93 | 5,165.77 | 4,518.18 | 4,867.48 | 5,657.92 | 5,789.92 | 5,903.56 | 7,245.77 | 66,764.75 |
| DSC | 3,203.42 | 2,410.42 | 1,672.48 | 1,608.66 | 1,729.17 | 1,870.30 | 1,609.06 | 1,868.75 | 2,232.64 | 2,892.74 | 3,161.22 | 3,854.53 | 28,113.39 |
| Athletics | 5,674.74 | 5,015.86 | 4,313.50 | 4,735.02 | 5,527.09 | 7,066.19 | 6,109.50 | 4,774.90 | 3,508.63 | 3,365.80 | 3,367.34 | 4,546.34 | 58,004.91 |
| Transportation | 479.19 | 473.59 | 505.78 | 648.24 | 747.52 | 678.67 | 624.23 | 453.65 | 411.95 | 371.73 | 402.51 | 517.93 | 6,314.99 |
| Total | 60,116.90 | 47,212.30 | 39,502.90 | 36,466.65 | 40,121.29 | 44,488.32 | 39,749.26 | 39,790.68 | 43,025.22 | 43,953.93 | 46,654.55 | 59,442.23 | 540,524.23 |

| 2019-2020 | Sep | Oct | Nov | Dec | Jan | Feb | Mar | Apr | May | Jun | Jul | Aug | Total |
|------------------|------------|------------|------------|------------|-------------|----------------|-------------|-------------|------------|------------|------------|------------|--------------|
| High School | 22,679.97 | 19,582.17 | 14,311.84 | 14,530.53 | 431.71 | no invoice | 38,170.15 | 21,743.55 | 10,986.18 | 12,724.20 | 14,295.02 | 17,472.72 | 186,928.04 |
| MW Academy | 444.46 | 338.01 | 193.69 | 376.97 | 167.87 | due to credits | 398.06 | 338.26 | 272.07 | 336.76 | 436.04 | 440.20 | 3,742.39 |
| Junior High | 10,178.17 | 8,220.93 | 7,173.69 | 14,064.87 | 14,145.87 | see Jan stmt | 15,144.03 | 7,514.17 | 3,604.14 | 5,791.60 | 6,286.20 | 8,596.11 | 100,719.78 |
| Travis | 8,256.19 | 6,412.48 | 4,595.62 | 9,113.66 | 9,178.84 | | 8,617.57 | 4,090.81 | 3,092.05 | 4,367.65 | 5,317.18 | 6,929.66 | 69,971.71 |
| Houston | 5,345.56 | 4,378.75 | 2,817.25 | 5,459.31 | (23,828.38) | | (23,101.16) | (25,709.88) | 2,036.35 | 3,154.19 | 3,826.27 | 4,522.97 | (41,098.77) |
| Lamar | 8,169.94 | 6,962.4 | | | | | | | | | | | |

Gas

| 2014-2015 | Sep | Oct | Nov | Dec | Jan | Feb | Mar | Apr | May | Jun | Jul | Aug | Total |
|----------------|-----------------|-----------------|-----------------|------------------|------------------|------------------|------------------|-----------------|-----------------|-----------------|---------------|---------------|------------------|
| High School | 683.11 | 898.04 | 2,314.56 | 3,189.39 | 6,979.79 | 4,960.98 | 3,357.59 | 1,090.77 | 599.70 | 488.41 | 310.16 | 332.32 | 25,204.82 |
| MW Academy | 42.55 | 44.35 | 75.06 | 108.00 | 162.19 | 129.68 | 101.20 | 50.60 | 44.88 | 43.73 | 42.55 | 42.55 | 887.34 |
| Junior High | 179.98 | 321.69 | 2,086.57 | 2,939.04 | 4,704.20 | 4,512.03 | 2,914.82 | 1,414.63 | 321.79 | 229.51 | 96.14 | 80.58 | 19,800.98 |
| Travis | 151.27 | 191.48 | 1,076.30 | 2,239.43 | 3,527.54 | 2,930.93 | 2,008.71 | 482.54 | 243.25 | 131.09 | 105.21 | 107.76 | 13,195.51 |
| Houston | 184.34 | 270.50 | 674.38 | 1,318.07 | 2,308.13 | 1,962.78 | 1,291.00 | 196.23 | 92.99 | 89.54 | 85.10 | 85.10 | 8,558.16 |
| Lamar | 269.30 | 300.16 | 1,250.85 | 1,906.05 | 3,365.52 | 2,476.42 | 1,796.05 | 425.30 | 292.63 | 389.34 | | | 12,471.62 |
| DSC | 103.63 | 125.49 | 723.16 | 1,341.20 | 2,171.46 | 1,692.91 | 1,270.92 | 278.67 | 125.10 | 110.92 | 81.59 | 51.38 | 8,076.43 |
| Athletics | 42.55 | 42.55 | 42.55 | 42.55 | 42.55 | 42.55 | 42.55 | 43.48 | 42.55 | 42.55 | 42.55 | 42.55 | 511.53 |
| Transportation | 88.37 | 109.27 | 417.05 | 1,154.97 | 1,600.01 | 1,239.32 | 908.38 | 120.10 | 108.83 | 93.26 | 68.56 | 51.38 | 5,959.50 |
| Total | 1,745.10 | 2,303.53 | 8,660.48 | 14,238.70 | 24,861.39 | 19,947.60 | 13,691.22 | 4,102.32 | 1,871.72 | 1,618.35 | 831.86 | 793.62 | 94,665.89 |

| 2015-2016 | Sep | Oct | Nov | Dec | Jan | Feb | Mar | Apr | May | Jun | Jul | Aug | Total |
|----------------|-----------------|-----------------|-----------------|------------------|------------------|------------------|-----------------|-----------------|-----------------|-----------------|---------------|---------------|------------------|
| High School | 551.84 | 876.92 | 811.28 | 3,194.39 | 4,208.18 | 4,040.01 | 1,327.14 | 736.38 | 423.32 | 319.76 | 244.71 | 324.89 | 17,058.82 |
| MW Academy | 42.55 | 42.55 | 42.55 | 79.84 | 90.58 | 103.41 | 60.93 | 48.73 | 43.42 | 42.55 | 43.56 | 42.55 | 683.22 |
| Junior High | 142.55 | 226.20 | 566.12 | 3,189.08 | 3,424.80 | 4,077.63 | 1,607.25 | 1,021.59 | 366.05 | 224.31 | 158.07 | 110.35 | 15,114.00 |
| Travis | 151.31 | 204.71 | 469.75 | 1,921.77 | 2,598.33 | 2,675.07 | 1,318.77 | 566.16 | 200.93 | 124.67 | 104.21 | 110.55 | 10,446.23 |
| Houston | 126.79 | 188.27 | 253.78 | 1,116.70 | 1,573.45 | 1,877.61 | 915.62 | 381.99 | 144.06 | 131.26 | 105.11 | 106.55 | 6,921.19 |
| Lamar | 181.92 | 247.71 | 1,023.00 | 3,139.21 | 3,676.37 | 3,066.41 | 1,095.53 | 426.77 | 165.35 | 82.22 | 55.40 | 51.82 | 13,211.71 |
| DSC | 46.22 | 48.51 | 202.30 | 1,397.68 | 1,703.64 | 1,598.46 | 644.44 | 240.37 | 114.28 | 68.93 | 58.09 | 59.97 | 6,182.89 |
| Athletics | 42.55 | 42.55 | 42.55 | 42.55 | 42.55 | 42.55 | 42.55 | 43.49 | 42.55 | 42.55 | 42.55 | 42.55 | 511.54 |
| Transportation | 52.36 | 48.51 | 56.51 | 727.89 | 1,034.43 | 972.76 | 693.35 | 105.41 | 85.59 | 88.71 | 90.35 | 96.15 | 4,052.02 |
| Total | 1,338.09 | 1,925.93 | 3,467.84 | 14,809.11 | 18,352.33 | 18,453.91 | 7,705.58 | 3,570.89 | 1,585.55 | 1,124.96 | 902.05 | 945.38 | 74,181.62 |


| 2016-2017 | Sep | Oct | Nov | Dec | Jan | Feb | Mar | Apr | May | Jun | Jul | Aug | Total |
|----------------|-----------------|-----------------|-----------------|------------------|------------------|------------------|-----------------|-----------------|-----------------|-----------------|---------------|---------------|------------------|
| High School | 604.99 | 973.81 | 2,123.93 | 4,204.14 | 5,986.69 | 4,607.88 | 2,605.42 | 1,593.29 | 594.71 | 313.63 | 228.21 | 348.17 | 24,184.87 |
| MW Academy | 42.55 | 44.25 | 42.55 | 107.92 | 185.50 | 126.77 | 128.27 | 77.07 | 43.59 | 42.55 | 43.73 | 42.55 | 927.30 |
| Junior High | 183.91 | 262.38 | 527.74 | 2,586.04 | 3,696.92 | 4,908.83 | 1,805.30 | 772.50 | 447.72 | 347.24 | 192.35 | 86.83 | 15,817.76 |
| Travis | 149.29 | 194.26 | 351.21 | 2,030.50 | 3,476.95 | 2,773.33 | 1,039.06 | 474.97 | 246.93 | 164.07 | 117.23 | 114.43 | 11,132.23 |
| Houston | 151.95 | 192.24 | 309.48 | 755.98 | 446.91 | 359.19 | 194.99 | 90.51 | 86.03 | 85.10 | 85.10 | 85.10 | 2,842.58 |
| Lamar | 129.85 | 346.88 | 1,341.96 | 2,937.79 | 4,188.51 | 2,884.89 | 1,500.08 | 492.31 | 246.27 | 87.76 | 47.91 | 59.44 | 14,263.65 |
| DSC | 47.89 | 50.63 | 91.98 | 1,238.59 | 2,142.99 | 1,636.62 | 715.08 | 298.26 | 205.58 | 135.89 | 85.85 | 46.95 | 6,696.31 |
| Athletics | 42.55 | 42.55 | 42.55 | 42.55 | 42.55 | 42.55 | 42.55 | 43.49 | 42.55 | 42.55 | 42.55 | 42.55 | 511.54 |
| Transportation | 96.04 | 107.23 | 164.20 | 826.59 | 1,630.72 | 1,389.34 | 280.51 | 134.65 | 88.79 | 74.14 | 63.51 | 44.02 | 4,899.74 |
| Total | 1,449.02 | 2,214.23 | 4,995.60 | 14,730.10 | 21,797.74 | 18,729.40 | 8,311.26 | 3,977.05 | 2,002.17 | 1,292.93 | 906.44 | 870.04 | 81,275.98 |

| 2017-2018 | Sep | Oct | Nov | Dec | Jan | Feb | Mar | Apr | May | Jun | Jul | Aug | Total |
|----------------|-----------------|-----------------|-----------------|------------------|------------------|------------------|------------------|-----------------|-----------------|-----------------|-----------------|-----------------|------------------|
| High School | 615.95 | 740.47 | 1,026.91 | 3,569.45 | 7,600.59 | 5,612.48 | 2,846.87 | 759.23 | 569.07 | 213.11 | 373.85 | 430.89 | 24,358.87 |
| MW Academy | 42.55 | 42.55 | 63.93 | 122.50 | 308.31 | 182.05 | 147.66 | 72.57 | 55.69 | 42.55 | 43.93 | 42.55 | 1,166.84 |
| Junior High | 163.62 | 220.76 | 844.47 | 2,651.06 | 5,403.41 | 4,533.34 | 2,360.45 | 1,263.58 | 463.54 | 243.79 | 223.61 | 237.34 | 18,608.97 |
| Travis | 143.39 | 167.96 | 498.06 | 2,140.69 | 4,670.36 | 3,087.28 | 2,017.47 | 818.30 | 446.94 | 271.96 | 302.01 | 292.44 | 14,856.86 |
| Houston | 85.10 | 85.10 | 114.81 | 301.84 | 501.29 | 5,862.55 | 1,316.94 | 523.74 | 271.86 | 130.19 | 117.73 | 130.80 | 9,441.95 |
| Lamar | 111.95 | 160.16 | 476.27 | 1,714.44 | 4,128.15 | 3,104.00 | 1,624.58 | 708.62 | 281.09 | 82.49 | 76.37 | 97.72 | 12,565.84 |
| DSC | 46.92 | 56.96 | 316.45 | 1,404.65 | 2,777.14 | 2,189.25 | 1,058.18 | 340.53 | 172.98 | 66.93 | 65.38 | 67.04 | 8,562.41 |
| Athletics | 42.55 | | | | | | | | | | | | 42.55 |
| Transportation | 44.01 | 44.35 | 364.21 | 1,154.11 | 1,602.85 | 1,125.52 | 420.04 | 134.63 | 107.77 | 76.66 | 75.18 | 76.83 | 5,226.16 |
| Total | 1,296.04 | 1,518.31 | 3,705.11 | 13,058.74 | 26,992.10 | 25,696.47 | 11,792.19 | 4,621.20 | 2,368.94 | 1,127.68 | 1,278.06 | 1,375.61 | 94,830.45 |

| 2018-2019 | Sep | Oct | Nov | Dec | Jan | Feb | Mar | Apr | May | Jun | Jul | Aug | Total |
|----------------|-----------------|-----------------|-----------------|------------------|------------------|------------------|------------------|-----------------|---------------|-----------------|-----------------|-----------------|-------------------|
| High School | 661.89 | 624.07 | 1,674.62 | 4,148.47 | 6,827.47 | 5,923.24 | 4,435.73 | 1,406.14 | 337.42 | 288.36 | 293.75 | 242.42 | 26,863.58 |
| MW Academy | 42.55 | 54.78 | 123.88 | 304.70 | 362.89 | 283.53 | 248.16 | 130.12 | | 82.81 | 91.57 | 80.26 | 1,805.25 |
| Junior High | 241.49 | 550.95 | 1,278.47 | 3,283.51 | 4,222.67 | 3,197.52 | 2,510.40 | 961.55 | 159.99 | 261.28 | 180.92 | 92.96 | 16,941.71 |
| Travis | 181.19 | 403.37 | 1,339.50 | 3,160.76 | 4,000.28 | 3,391.25 | 2,571.19 | 853.66 | 69.12 | 231.18 | 201.06 | 174.75 | 16,577.31 |
| Houston | 191.14 | 284.22 | 881.11 | 2,365.71 | 2,912.38 | 2,865.74 | 1,857.70 | 668.57 | 59.68 | 209.10 | 190.27 | 163.10 | 12,069.72 |
| Lamar | 252.52 | 482.74 | 1,695.63 | 3,456.13 | 3,591.56 | 2,664.71 | 2,135.88 | 669.71 | 105.74 | 155.07 | 126.62 | 85.23 | 15,421.54 |
| DSC | 67.40 | 164.95 | 830.08 | 1,771.29 | 2,210.28 | 2,162.66 | 1,648.35 | 418.15 | 106.89 | 156.65 | 110.63 | 84.15 | 9,731.48 |
| Transportation | 75.68 | 200.57 | 427.34 | 1,170.85 | 2,180.86 | 1,786.57 | 1,281.68 | 386.59 | 26.63 | 119.39 | 105.24 | 80.26 | 7,841.66 |
| Total | 1,713.86 | 2,765.65 | 8,250.63 | 19,661.42 | 26,308.39 | 21,696.22 | 16,689.09 | 5,494.49 | 865.47 | 1,503.84 | 1,300.06 | 1,003.13 | 107,252.25 |

| 2019-2020 | Sep | Oct | Nov | Dec | Jan | Feb | Mar | Apr | May | Jun | Jul | Aug | Total |
|----------------|-----------------|-----------------|-----------------|------------------|------------------|------------------|-----------------|-----------------|-----------------|---------------|---------------|-----------------|------------------|
| High School | 464.81 | 625.18 | 1,526.98 | 7,010.89 | 4,466.58 | 3,507.60 | 1,946.76 | | | | | 28.94 | 19,577.74 |
| MW Academy | 80.26 | 81.62 | 116.46 | 296.18 | 224.72 | 186.79 | 122.41 | 50.13 | 81.26 | 80.26 | 77.72 | 78.79 | 1,476.60 |
| Junior High | 142.74 | 221.36 | 580.81 | 3,433.80 | 2,852.83 | 2,116.85 | 656.97 | 347.04 | 227.84 | 195.09 | 194.24 | 260.13 | 11,229.70 |
| Travis | 192.36 | 223.34 | 616.99 | 4,662.23 | 3,111.89 | 2,707.19 | 1,530.91 | 391.33 | 211.76 | 180.41 | 176.79 | 177.97 | 14,183.17 |
| Houston | 219.09 | 247.48 | 526.45 | 2,964.78 | 1,801.49 | 1,516.39 | 724.71 | 316.08 | 183.32 | 172.28 | 156.63 | 171.71 | 9,000.41 |
| Lamar | 120.35 | 147.06 | 618.99 | 4,783.68 | 1,249.52 | 1,688.13 | 890.36 | 322.54 | 87.41 | 82.59 | 77.72 | 100.25 | 10,168.60 |
| DSC | 81.54 | 81.87 | 326.05 | 2,127.94 | 1,769.88 | 1,338.12 | 526.54 | 154.62 | 152.94 | 143.43 | 139.44 | 151.56 | 6,993.93 |
| Transportation | 81.54 | 82.33 | 382.81 | 1,852.51 | 1,294.77 | 975.09 | 533.94 | 141.70 | 100.51 | 103.67 | 91.96 | 91.64 | 5,732.47 |
| Total | 1,382.69 | 1,710.24 | 4,695.54 | 27,132.01 | 16,771.68 | 14,036.16 | 6,932.60 | 1,723.44 | 1,045.04 | 957.73 | 914.50 | 1,060.99 | 78,362.62 |

| 2020-2021 | Sep | Oct | Nov | Dec | Jan | Feb | Mar | Apr | May | Jun | Jul | Aug | Total |
|-------------|--------|----------|----------|----------|----------|----------|----------|-----|-----|-----|-----|-----|-----------|
| High School | 297.29 | 1,344.73 | 2,438.19 | 6,238.04 | 5,158.02 | 7,437.69 | 2,340.61 | | | | | | 25,254.57 |
| MW Academy | 78.31 | 120.49 | 227.69 | 327.49 | 293.46 | 259.32 | 198.64 | | | | | | 1,505.40 |
| Junior High | 193.28 | 747.38 | 1,588.53 | 2,981.87 | 2,951.05 | 3,649.25 | 1,644.94 | | | | | | 13,756.30 |
| Travis | 179.08 | 769.96 | 2,049.26 | 4,396.13 | 3,417.63 | 4,215.44 | 1,359.11 | | | | | | 16,386.61 |
| Houston | 179.67 | 566.94 | 1,334.29 | 2,138.18 | | | | | | | | | |



BOARD OF TRUSTEES Agenda Item

MEETING DATE: May 10, 2021

MEETING TYPE:

- Regular Meeting
- Special Meeting

AGENDA ITEM TYPE:

- Action Item
- Non-Action Item

BOARD GOALS (check all that apply)

Academic Goals

- Academic Competitiveness
 - Early Literacy (HB3)
 - Early Math (HB3)
 - Other
- Career Certifications (HB3)

Operational Goals

- Promote Community/School Partnerships
- Fiscal Responsibility
- Safe and Secure Schools

TITLE: Minutes of the April 12, 2021 Meetings of the Board

RECOMMENDED ACTION: It is recommended that the minutes of the April 12, 2021 Board Workshop Meeting and Regular Board Meeting be approved as presented.

BOARD POLICY/STATE REGULATION/LAW REFERENCE (if applicable): Board Policy BE(LOCAL)


OVERVIEW:

Review and approve minutes from prior meeting(s) of the Board of Trustees.

FISCAL IMPACT: N/A
Minutes of April 12, 2021 Board Workshop Meeting and Regular Board

ATTACHMENTS: Meeting

DEPARTMENT(S) SUBMITTING FORM: Superintendent

DEPARTMENT SIGNATURE/APPROVAL: 

**MINERAL WELLS INDEPENDENT SCHOOL DISTRICT
MINERAL WELLS, TEXAS**

SUBJECT: Minutes of Board Workshop
PLACE: Boardroom/District Services Complex
DATE: April 12, 2021
TIME: 5:30 p.m.

Board Members Present: Presiding Officer – Sunny Lee, Vice President
Scott Elder
Donna Henderson
Sunny Lee
Joe Ruelas
Lauretta Poole

Board Members Absent: Greg Malone
Maria Jones

Central Administrators Present: John Kuhn, Superintendent
David Tarver, Assistant Superintendent HR/Student Services

Call to Order/Establish Quorum: The Board workshop was called to order at 5:31 p.m. by Vice President Sunny Lee. Let the record show that a quorum of board members was present, that this meeting had been duly called, and that notice of this meeting had been posted.

Public Comment: No one registered for public comment.

Board Workshop/Dinner: The Board held a workshop to discuss planning and updates, Mask requirements, and agenda review.

No action was taken during workshop.

Adjournment: Upon a motion by Scott Elder and a second by Joe Ruelas the meeting adjourned at 6:38 p.m.
Motion Passed. 5-0.

Maria Jones, President

Sunny Lee, Vice President

Scott Elder, Secretary

sc

**MINERAL WELLS INDEPENDENT SCHOOL DISTRICT
MINERAL WELLS, TEXAS**

SUBJECT: Minutes of Regular Board Meeting
PLACE: District Services Complex / PUBLIC via Videoconference
DATE: April 12, 2021
TIME: 6:30 p.m.

Meeting site closed to the public. Video access provided.

In an effort to mitigate the spread of COVID-19 by avoiding meetings that bring people in a group setting, and in accordance with the Texas Governor's Declaration of Disaster enacted March 13, 2020, members of the Mineral Wells ISD Board of Trustees may be participating remotely in compliance with the Texas Open Meetings Act, as temporarily modified by the Texas Governor.

Board Members Present: Presiding Officer – Sunny Lee, Vice President
Scott Elder
Donna Henderson
Joe Ruelas
Lauretta Poole

Board Members Absent: Greg Malone
Maria Jones

Central Administrators Present: Dr. John Kuhn, Superintendent
David Tarver, Assistant Superintendent HR/Student Services
Paul Hearn, Chief Financial Officer
Carey Carter, Executive Director of Curriculum
Natalie Griffin, Executive Director of Special Programs
via videoconference

Call to Order/Establish Quorum: Vice President Sunny Lee called the meeting to order at 6:40 p.m. Let the record show that a quorum of board members was present, that this meeting had been duly called, and that notice of this meeting had been posted.

Closed Session – Texas Government Code 551.074: The Board adjourned into closed session at 6:40 p.m. Closed session ended at 7:02 p.m. No action was taken in closed session.

Open Session: The Board reconvened in open session at 7:03 p.m.

Prayer: Donna Henderson opened with prayer.

Pledges – U.S./Texas Flags: The Board led the audience in the pledges of allegiance.

Mission & Vision Statements: Joe Ruelas read the MWISD Mission and Vision Statements.

Public Comment:

No one registered for public comment.

Special Recognition:

A. TASL 2021 Administrator of the Year Award

Cathy Hammond, Head Librarian of Mineral Wells ISD, announced that Natalie Griffin, Executive Director of Special Programs was awarded the TASL 2021 Administrator of the Year Award. The TASL is the Texas Association of School Librarians. The official name of the award is the Distinguished Library Service Award for School Administrators.

B. State Recognition

A video presentation recognizing the two Mineral Wells High School seniors was presented to the Board. MWHS had 2 students qualify for state in the Texas High School Women's Powerlifting Association held in Corpus Christi. The 2 students were Desiree Garcia and Carolina Tejada

Students competed in the following events:

- The Squat
- The deadlift
- The Bench Press

Desiree Garcia placed 7th in her weight class with a total of 825 pounds.

Carolina Tejada placed 8th in her weight class with a total of 785 pounds.

Both Broke their personal records by 40 pounds and even scored a tv interview.

President's Report:

A. Continuing Education Credit Summary Report

Continuing Education Credit Summary Report for the reporting period May 1, 2020–April 30, 2021

Board members are required to complete continuing education in seven training areas. Sunny Lee, Vice President, reported the following completion or deficiency as to required training for each board member:

The following board members satisfied all requirements: Greg Malone, Scott Elder, Joe Ruelas, Donna Henderson, Sunny Lee, Laretta Poole, Maria Jones.

The following board members have exceeded training requirements: Greg Malone, Scott Elder, Joe Ruelas, Donna Henderson, Sunny Lee, Laretta Poole, Maria Jones.

No trustees are deficient in obtaining required training hours.

We have no new trustees required to meet new trustee training requirements at this time.

Superintendent's Report:

A. Enrollment Comparison

March enrollment remains down by about 130 students. Again, numbers are impacted by a dip of 70 in PreK with a slight dip in 5th and 7th. Average attendance rate at 93.71%.

B. Ag Facility Update

James Bradford introduced Darrell Durant, contractor of the new Ag Facility. Mr. Durant projected a 2-3 week start date for breaking ground. He presented the Board with a slide show of what the new facility will look like.

Consent Agenda Items:

- A. Monthly Financial Reports and Accounts Payable Listing**
- B. Water/Electricity/Gas Reports**
- C. Investment Report**
- D. Minutes of the March 15, 2021 and March 29, 2021 Meetings of the Board**
- E. Instructional Materials Allotment and TEKS Certification, 2021-2022**

Scott Elder moved and Joe Ruelas seconded a motion to approve the consent agenda items.

Motion Passed 5-0. (copies attached)

Consider Change to Mask Mandate

Scott Elder moved and Sunny Lee seconded a motion that the Mask Mandate for Mineral Wells ISD be rescinded as presented effective Tuesday, April 20, 2021, and that masks be optional with the understanding that the mask mandate will be reinstated district-wide anytime the number of cases in the district reaches 15 cumulative positives, or campus-wide anytime a campus has 5 or more positives, and that masking reinstatement will be for a period of no less than one week.

Motion Passed 5-0. (copy attached)

Discussion and Potential Action to Suspend Remote Learning Option for the 2021-2022 School Year

Scott Elder moved and Donna Henderson seconded a motion to suspend Remote Learning for the 2021-2022 School Year as presented.

Motion Passed 5-0. (copies attached)

Consider Hybrid Instruction during District scheduled testing days for K-8th grade students Waiver

Scott Elder moved and Joe Ruelas seconded a motion to approve Hybrid Instruction during District scheduled testing days for K-8th Grade students Waiver as presented, and submission to TEA.

Motion Passed 5-0. (copy attached)

Consider Request for 40 percent campus Hybrid Instruction for 9-12 grade students

Joe Ruelas moved and Scott Elder seconded a motion to approve Request for 40 percent campus Hybrid Instruction for 9-12 grade students as presented, and submission to TEA.

Motion passed 5-0. (copy attached)

Consider TEA Waiver to Move to Remote Instruction for Reasons other than Covid-19

Scott Elder moved and Joe Ruelas seconded a motion to approve TEA Waiver to Move to Remote Instruction for Reasons other than Covid-19 as presented, and submission to TEA.

Motion passed 5-0. (copy attached)

Consider Approval of Local District Update 116, affecting local policies

Scott Elder moved and Joe Ruelas seconded a motion to approve Local District Update 116, affecting local policies.
Motion Passed 5-0. (copy attached)

Information:

A. Calendars for April and May

The Board received calendars for April and May.

Vote on Closed Session

A. New Hires/Reassignments

Joe Ruelas moved and Donna Henderson seconded a motion to approve New Personnel/Reassignments (Exhibit B) as follows:

| NAME | CAMPUS | CONTRACT | BEGINNING DATE |
|------------------|-------------------|----------|----------------|
| Laura Waggoner | Houston Teacher/2 | PT1 | 8/6/21 |
| Alyssa Fry | Houston Teacher/2 | PT1 | 8/6/21 |
| Taylor Thompson | Travis Teacher/4 | PT1 | 8/6/21 |
| Maddison Parker | Travis Teacher/4 | PT1 | 8/6/21 |
| Christina Mulkey | HS Teacher/SPED | PTEX1 | 8/6/21 |

Motion Passed 5-0. (Exhibit B Attached)

B. Contract Renewals

Joe Ruelas moved and Donna Henderson seconded a motion to approve Contract Renewals (Exhibit A) as follows:

| Last Name | First Name | Campus | Contract |
|-----------|------------|----------|----------|
| Abrams | Lora | JR. HIGH | TERM |
| Acker | Celia | HOUSTON | TERM |
| Acker | Elijah | MW ELEM | TERM |
| Acker | Karin | LAMAR | TERM |
| Adams | Maygan | JR. HIGH | TERM |
| Adams | Allison | HOUSTON | TERM |
| Antwine | Matthew | HS | PTD2 |
| Arms | Tonya | MW | TERM |
| Ashley | Kaitlyn | HOUSTON | PT3 |
| Azua | Claudia | LAMAR | PT2 |
| Babers | Carmen | LAMAR | TERM |
| Baez | Marisela | MW | TERM |
| Baggett | David | MW | TERM |
| Baker | Branden | HS | TD |
| Baker | Ashton | HS | TERM |

| | | | |
|-----------|-----------|----------|-------|
| Baker | Jeanne | HS | TERM |
| Ball | Michael | HS | TD |
| Ball | Gene | HS | TERM |
| Barham | Casey | JR. HIGH | PTD3 |
| Barker | Courtney | SPED | TERM |
| Barrick | Monica | HS | TERM |
| Benavides | Paige | MW | PTEX2 |
| Benefield | Sheena | JR. HIGH | TERM |
| Bennett | Bethany | LAMAR | TERM |
| Berdine | Amanda | LAMAR | TERM |
| Bernet | Jennifer | JR. HIGH | TERM |
| Bessent | Kathleen | LAMAR | TERM |
| Blackwell | Kaitlin | LAMAR | TERM |
| Blakeley | Melanie | HS | TERM |
| Borjon | Rolando | HS | TD |
| | | | Non |
| Boswell | Wendy | SPED | CH21 |
| Bounds | Doris | SPED | TERM |
| Bounds | Shannon | HOUSTON | TERM |
| Boyd | Tymothi | HOUSTON | TERM |
| Breden | Patti | LAMAR | TERM |
| Brian | Anita | HS | TERM |
| Brown | Debbie | JR. HIGH | TERM |
| Browning | Trudy | LAMAR | TERM |
| Brownlow | Jennafer | HOUSTON | TERM |
| Bryan | Angela | LAMAR | TERM |
| Buck | Martha | MW | TERM |
| Burdick | Elizabeth | MW | TERM |
| Burgeson | Erin | HS | PTD3 |
| Burgeson | Samuel | HS | TERM |
| Burgeson | Lesa | HS | TERM |
| Burns | Rachel | HOUSTON | TERM |
| Campbell | Brandie | HS | TD |
| Campion | Dakota | MW | PT2 |
| Carlson | Melba | HS | TERM |
| Carpenter | Matthew | HS | PTEX2 |
| Carter | Bethani | LAMAR | TERM |
| Carter | William | HS | TERM |
| Casey | Martha | HS | TERM |
| Castillo | Kimberly | HOUSTON | PTEX2 |
| Cermak | Rachel | HS | PT3 |
| Chaney | Courtney | LAMAR | TERM |
| Clafin | Tami | LAMAR | TERM |
| Clark | Julia | MW | PT3 |
| Conrad | Vivian | DAEP | PT2 |
| Cook | Angela | JR. HIGH | PT2 |

| | | | |
|-----------------|------------|----------|-------------|
| Cotton | Lisa | LAMAR | TERM |
| Couger | Haidee | JR. HIGH | TERM |
| Crawford-Miller | Jami | JR. HIGH | TERM |
| Cronk | Suzanne | LAMAR | TERM Non |
| Crossland | Tiffany | HS | CH21 |
| Crusha | Helena | HOUSTON | TERM |
| Custer | James | HS | TERM |
| Damron | Crystal | HS | TERM |
| Diaz | Rachel | MW | TERM |
| Dixon | Sandra | SPED | TERM |
| Dodson | Carol | HOUSTON | TERM |
| Donawho | Raja | HOUSTON | TERM |
| Dowling | Ana | LAMAR | TERM |
| Duckett | Brittany | LAMAR | PT2 Non |
| Edwards | Sonya | SPED | CH21 Non |
| Edwards | Sharon | SPED | CH21 |
| Eichelberger | Xerlinda | HS | TERM |
| Eidson | Judy | DAEP | TERM Non |
| Elam | Kala | SPED | CH21 |
| Enriquez | Delano | JR. HIGH | TERM |
| Facteau | Robin | HOUSTON | TERM |
| Fenner | Tami | SPED | TERM |
| Fields | Joshua | MW | TERM |
| Fitzhugh | Jacqueline | HOUSTON | TERM |
| Fort | Mendy | LAMAR | TERM |
| Franklin | Charles | JR. HIGH | PTDEX2 |
| French | Misti | HOUSTON | TERM |
| Fuller | Macie | LAMAR | PT2 |
| Fuller | Erin | MW | TERM |
| Fuller | Kelly | LAMAR | TERM Non |
| Garza | Kimberly | SPED | CH21 |
| Geer | Rebeka | HS | TERM |
| Gemmel | Katie | MW | PT2 |
| Glegg | Tyler | HS | PT3 |
| Goodson | Bonnie | LAMAR | TERM |
| Greenwood | Colin | MW | TERM |
| Gregory | Vicki | LAMAR | TERM |
| Grigdesby | Camille | MW | TERM |
| Gunter | Landry | HS | TD |
| Hammond | Priscilla | HOUSTON | TERM |
| Hammond | Cathleen | HS | TERM |
| Hanisko | Natasha | JR. HIGH | TERM |
| Hargrove | Tara | MW | TERM |

| | | | |
|-----------------------|-----------|-------------|-------|
| Harper | Eric | JR. HIGH | TD |
| Harper | Danielle | JR. HIGH | TERM |
| Harvey | Jackie | HS DREAM | TD |
| Harvey | Peggy | ACADEMY | TERM |
| Haynes | Allison | HS | TERM |
| Hellie | Ilon | SPED | TERM |
| Hill | Amy | LAMAR | PTEX2 |
| Hollifield | Mandy | HOUSTON | TERM |
| Hughes | Kristy | HS | TD |
| Hughes | Andrea | LAMAR | TERM |
| Ishmael | Julie | HOUSTON | TERM |
| Jackson | Cassandra | LAMAR | TERM |
| Jennings | Taylor | JR. HIGH | TD |
| Johnston | Cody | HS | TD |
| Johnston | Stefany | HS | TERM |
| Jones | Jennifer | HS | PT2 |
| Jones | Brandon | HS | PTD2 |
| Jones | Travis | HS | TD |
| Jordan | Deanna | JR. HIGH | TERM |
| Kaspar-Enbysk | Jacob | JR. HIGH | PTD3 |
| Kelly | Jessica | MW | TERM |
| King | Julie | LAMAR | TERM |
| Krynicki | Connie | MW | TERM |
| Kuhn | Noelia | HOUSTON | TERM |
| Kunes | Amber | JR. HIGH | PTD3 |
| Lambert | Tiffanie | MW | PT3 |
| Lammons | Kaylyn | LAMAR | TERM |
| Lasater | Lauren | HS | TERM |
| Lively | Rachel | LAMAR | TERM |
| Lockhart | Melissa | LAMAR | TERM |
| Lott | Christine | HS | TERM |
| Lovern | Susanna | MW | TERM |
| Luedke | Danielle | HOUSTON | TERM |
| Lyons | Michael | JR. HIGH | PT2 |
| Mallea De Jauregui | Sofia | HOUSTON | PT2 |
| Mallory | Ashley | LAMAR | TERM |
| Martin | Janalee | DSC | TERM |
| McAlpine | Guadalupe | LAMAR | TERM |
| McCauley | Elizabeth | HS | TERM |
| McCrary | John | HS | TERM |
| McDaniel | Krystal | HOUSTON | TERM |
| McGhee | Margie | LAMAR | TERM |
| McNiel | Bonnie | LAMAR | TERM |
| McQuade | Louisa | MW | TERM |

| | | | |
|------------|-----------|----------|-------------|
| Meason | Bettye | JR. HIGH | TERM |
| Mendez | Ruth | SPED | TERM |
| Mesler | Hope | HS | TERM |
| Miller | David | JR. HIGH | TERM |
| Mitchell | Toiauna | JR. HIGH | TERM |
| Mize | Michiele | MW | PT3 |
| Moerman | Debbie | HOUSTON | PTEX2 |
| Mooring | Sarah | MW | TERM |
| Morgan | Sara | MW | TERM |
| Mori | Robert | HS | TD |
| Moser | Farrah | LAMAR | TERM |
| Munson | Kimberly | JR. HIGH | TERM |
| Myers | Katherine | SPED | TERM |
| Myers | Patsy | HS | TERM |
| Myrick | Angela | HOUSTON | TERM |
| Ndungu | Ruth | MW | TERM |
| Nesler | Amy | HOUSTON | PTEX2 |
| Newcomb | Jason | HS | TERM |
| Newton | John | JR. HIGH | TD |
| Nichol | Scott | MW | TERM |
| Nicklas | Kelcee | HOUSTON | TERM |
| Nicklas | Rhonda | HOUSTON | TERM |
| Nicklas | Kelli | HOUSTON | TERM |
| O'Halloran | Sunny | MW | PT3 |
| Olson | Sabrina | HS | PT2 |
| Ortiz | Maria | HS | TERM |
| Pappas | James | JR. HIGH | TERM |
| Pearre | Angela | MW | TERM |
| Perkins | Kaitlin | LAMAR | TERM |
| Perry | Sarah | HS | TERM |
| Pierce | Stacey | MW | TERM |
| Potts | Sabrenia | LAMAR | TERM |
| Powell | Katherine | MW | PT2 |
| Priddy | Charlena | DSC | Non CH21 |
| Pruitt | Lacy | HOUSTON | TERM Non |
| Rabalais | Derek | HS | CH21 |
| Rasmussen | Janna | HS | TERM |
| Ray | Brett | HS | TD |
| Riddle | Seth | HS | TD |
| Roberson | Bailey | LAMAR | TERM |
| Roberts | Laura | MW | TERM |
| Rogers | Kathy | LAMAR | TERM |
| Rosales | Jessica | MW | PT3 Non |
| Rothe | Michaela | SPED | CH21 |

| | | | |
|------------------|-----------|----------|---------------------|
| Scarborough | Vicki | HOUSTON | TERM |
| Schipper | Barbara | HOUSTON | TERM Non CH21 |
| Schwartz-Jarrett | Aimee | DSC | CH21 |
| Sergeant | Randa | MW | TERM |
| Serda | Richard | MW | TERM |
| Sharpe | Tammy | HS | PT3 |
| Shoemaker | Cara | HOUSTON | TERM |
| Sorrells | Brittany | HOUSTON | TERM |
| Souders | Julie | HOUSTON | TERM |
| Spoon | Deborah | MW | TERM |
| Stroman | Bonne | HS | TERM |
| Stubblefield | Melanie | MW | TERM |
| Stutts | Beau | HS | TERM |
| Stutts | Laura | HS | TERM |
| Sutton | Stephanie | MW | TERM |
| Tallant | Carol | SPED | TERM |
| Tam | Billye | LAMAR | TERM |
| Taylor | Lana | SPED | TERM |
| Teichmann | Heather | LAMAR | TERM |
| Thomas | Tammy | JR. HIGH | TERM |
| Thompson | Sharon | JR. HIGH | TERM |
| Thompson | Leslie | MW | TERM |
| Thornley | Patricia | MW | TERM |
| Tomlin | Taylor | JR. HIGH | TD |
| Tomlin | Jerrel | JR. HIGH | TERM |
| Tomlin | Maycan | JR. HIGH | TERM |
| Torres | Rocky | HS | TERM |
| Trammell | Cortney | HS | TERM |
| Trigg | Taylor | HS | PTD3 |
| Trigg | Kara | JR. HIGH | PTDEX2 |
| Tuggle | John | HOUSTON | TERM |
| Unerfusser | Erica | LAMAR | TERM |
| Uptergrove | Susan | MW | TERM |
| Vaughn | Avary | JR. HIGH | TERM |
| Velasquez | Ines | JR. HIGH | TERM |
| Velazquez | Laura | HOUSTON | TERM |
| Velazquez | Juana | LAMAR | PT1 |
| Vigil | Helen | JR. HIGH | TERM |
| Walvoord | Marc | HOUSTON | PT1 |
| Walvoord | Lauren | MW | PT3 |
| Watson | Carla | MW | TERM |
| Wehunt | Hayley | LAMAR | TERM |
| Wells | Lindsey | MW | TERM |
| Westmoreland | Faryn | MW | TERM |
| Wheeler | Marianna | MW | TERM |

| | | | |
|-------------|---------|----------|-------------|
| Wheeler | Michael | MW | TERM |
| White | Jodi | LAMAR | TERM |
| Whittenburg | Dayman | HS | TERM |
| Wiley | Ryan | JR. HIGH | TERM |
| Williams | Rachel | HS | PT3 |
| Williams | Matthew | HS | TD |
| Williams | Trina | JR. HIGH | TERM |
| Williams | Tammy | JR. HIGH | TERM |
| Williams | Jolene | MW | TERM Non |
| Wilson | Misty | SPED | CH21 |
| Wood | Robert | HS | TERM |
| Wood | Kelli | MW | TERM |
| Worcester | Harris | HS | TERM |
| Wraight | Hugh | HS | TERM |
| Wraight | Autumn | HS | TERM |
| Yarbrough | Kendra | HS | PT2 |

Motion passed 5-0 (Exhibit A Attached)

Adjournment:

Upon a motion by Scott Elder and a second by Joe Ruelas, the meeting adjourned at 8:19 p.m.


Motion Passed 5-0.

Maria Jones, President

Sunny Lee, Vice President

Scott Elder, Secretary

sc



BOARD OF TRUSTEES Agenda Item

MEETING DATE: May 10, 2021

MEETING TYPE:

- Regular Meeting
- Special Meeting

AGENDA ITEM TYPE:

- Action Item
- Non-Action Item

BOARD GOALS (check all that apply)

Academic Goals

- Academic Competitiveness
 - Early Literacy (HB3)
 - Early Math (HB3)
 - Other
- Career Certifications (HB3)

Operational Goals

- Promote Community/School Partnerships
- Fiscal Responsibility
- Safe and Secure Schools

TITLE: Education Service Center Region 11 Contract for Services for the 2021-2022 School Year

RECOMMENDED ACTION: It is recommended that the Education Service Center Region 11 Contract for Services for the 2021-2022 School Year be approved as presented

BOARD POLICY/STATE REGULATION/LAW REFERENCE (if applicable):

OVERVIEW:

See attached contract.


ESC XI provides some of the following services:

- Support and professional development designed to address the full range of student and district needs
- Curriculum support system
- Comprehensive range of technical services designed to assist districts in meeting federal, state, and local program requirements of the USDA's National School Lunch and School Breakfast Programs
- Ongoing, year round technical assistance, valuable trainings during the school year, and informative summer workshops for all levels of administration, management, paraprofessionals, and food service personnel
- Professional development and technical assistance on federal and state accountability systems and federal and state assessment to district and campus leadership in the areas of accountability updates, resources, and data analysis

FISCAL IMPACT: \$78,249.14

ATTACHMENTS: ESC Region 11 Contract for 2021-2022

DEPARTMENT(S) SUBMITTING FORM: Superintendent

DEPARTMENT SIGNATURE/APPROVAL: 



Master Interlocal Agreement (MIA)

This Master Interlocal Agreement (“Agreement”) is made by and between Education Service Center Region 11 (“ESC Region 11”) and _____ (“Local Government”), (collectively referred to as the “Parties” or individually as the “Party”) acting herein by and through their respectively authorized officers or employees.

PREMISES

WHEREAS, Chapter 791 of the Texas Government Code authorizes local governments to contract with each other to provide governmental functions and services; and

WHEREAS, The Parties wish to enter into this Agreement to provide local governments with greater efficiency and economy in purchasing products and services; and

WHEREAS, the governing bodies of the Parties, individually and together, do hereby adopt and find the foregoing promises as findings of said governing bodies; and

NOW THEREFORE, premises considered, and in consideration of and conditioned upon the mutual covenants and agreements, herein, the Parties hereto mutually agree as follows:

AGREEMENT

- Term:** This Agreement is effective from the date of the last signature and shall automatically renew annually unless either party gives sixty (60) days prior written notice of non-renewal.
- Purpose:** This Agreement shall: (1) Allow the Local Government to purchase products or services by purchase order contract, agreement, or other appropriate legal method from ESC Region 11; and (2) Allow the Local Government to join ESC Region 11-sponsored purchasing cooperatives in order to purchase products or services from vendors which have been properly awarded contracts through statutorily authorized methods.
- Relationship:** The relationship between the Parties is that of Independent Contractor. Neither Party has the authority to bind the other in any manner. The Local Government may be required to enter into subsequent contractual arrangements with ESC Region 11 for specific products or services.
- Agreement and Interpretation:** The Parties covenant and agree that any litigation relating to this agreement, the terms, and conditions of the agreement will be interpreted according to the laws of the State of Texas and venue shall be exclusively in Tarrant County, Texas.
- Each party paying for the performance of governmental functions or services must make those payments from current revenues available to the paying party.

Local Government

Name of Local Government

Address of Local Government

Contact Name and Telephone Number

Board President or Authorized Rep Signature /Date

Board Approval Date (if applicable)

ESC Region 11

1451 S. Cherry Lane
White Settlement, Texas 76108
Attn: Purchasing

Authorized ESC Representative Signature Date

Authorized ESC Representative Title



MINERAL WELLS ISD Contract Summary Report

Last Year Enrollment: 3116

| <u>Contract</u> | <u>Lock Date</u> | <u>Enroll Start</u> | <u>Enroll End</u> | <u>Total</u> |
|---|------------------|---------------------|-------------------|--------------------|
| Comprehensive Services Basic Contract | 04/07/2021 | 09/01/2021 | 08/31/2022 | \$650.00 |
| DMAC Solutions | 04/21/2021 | 09/01/2021 | 08/31/2022 | \$11,122.00 |
| HR Resources | 04/08/2021 | 09/01/2021 | 08/31/2022 | \$8,521.14 |
| Instructional Solutions and Support | 04/07/2021 | 09/01/2021 | 08/31/2022 | \$25,506.00 |
| OnDataSuite | 03/31/2021 | 09/01/2021 | 08/31/2022 | \$5,495.00 |
| Technology Services | 03/31/2021 | 09/01/2021 | 08/31/2022 | \$5,000.00 |
| TEKS Resource System | 03/31/2021 | 09/01/2021 | 08/31/2022 | \$17,105.00 |
| TSDS (PEIMS, studentGPS Dashboard, TIMS, UID, ECDS) | 03/31/2021 | 09/01/2021 | 08/31/2022 | \$4,850.00 |
| | | | | \$78,249.14 |

Each party paying for the performance of governmental functions or services must make those payments from current revenues available to the paying party.

 Signature of Board President or Designee

 Date Approved by Board of Trustees

 Signature of Superintendent or Designee

 Date

Dr. John Kuhn, Superintendent
 Designated District Contact

 E-mail of District Contact

Please fax or e-mail to:
 Education Service Center Region 11
 Atten: Dr. Clyde W. Steelman, Jr.
 1451 S. Cherry Lane
 White Settlement, Texas 76108
 Fax (817) 740-7675
 clydes@esc11.net

For additional information, contact:
 Dr. Clyde W. Steelman, Jr.
 (817) 740-3630
 clydes@esc11.net

 ESC Region 11 Executive Director Signature



Comprehensive Services Basic Contract 2021-2022

Note: Due to various factors, including the volume of participation from districts, contract negotiations for products and services being purchased and delivered within this contract, possible funding changes for districts or ESC Region 11, and other factors, this contract is offered in good faith but does not become binding until September 1, 2021, on either the district or ESC Region 11. This contract is contingent upon the continued availability of appropriations and is subject to cancellation by either party upon thirty (30) days' written notice to the other party. Payment for valid fees or charges rendered by the ESC Region 11 prior to written notice of termination shall be due to ESC Region 11. Early acceptance of this contract is necessary so that ESC Region 11 can plan and prepare to deliver these services. An alternative contract may be offered if this contract cannot be delivered as stated.

School districts and charter schools that purchase the Comprehensive Services Basic Contract will receive services in the following areas:

Services Included in the Basic Contract

Technical Assistance

- Communication and dialogue with school district personnel on pertinent state and federal legislation
- Information dissemination of rules, regulations, standards, and other legislative and agency mandates
- Technical assistance regarding performance-based monitoring and accountability activities
- Telephone technical assistance
- Annual report of ESC Region 11 workshops attended by district staff

Meetings

- TASA Study Group meetings
 - 7+ face-to-face meetings
 - TASA Midwinter Breakfast meeting
- Superintendents' Fall Conference
- Superintendent cluster meetings (quarterly)
- Technology Directors meetings
 - 4 face-to-face meetings
- Instructional Leaders meetings
 - 4 face-to-face meetings

Prerequisite for Other Services

- This contract is a required prerequisite for other ESC Region 11 contracts.

ESC Region 11 Contact

Executive Director
(817) 740-3630



Comprehensive Services Basic Contract

Price List — 2021-2022

| <u>School Type</u> | <u>Annual Cost</u> |
|--------------------|--------------------|
| Public Districts | \$650 |
| Non-Public Schools | \$800 |

Note: Due to various factors, including the volume of participation from districts, contract negotiations for products and services being purchased and delivered within this contract, possible funding changes for districts or ESC Region 11, and other factors, this contract is offered in good faith but does not become binding until September 1, 2021, on either the district or ESC Region 11. This contract is contingent upon the continued availability of appropriations and is subject to cancellation by either party upon thirty (30) days' written notice to the other party. Payment for valid fees or charges rendered by the ESC Region 11 prior to written notice of termination shall be due to ESC Region 11. Early acceptance of this contract is necessary so that ESC Region 11 can plan and prepare to deliver these services. An alternative contract may be offered if this contract cannot be delivered as stated.

DMAC Solutions consists of a suite of Web-based applications developed to assist educators with their assessment and curriculum needs. The Instructional Services Division offers the following services and discounts to school districts/charter schools that sign the **DMAC Solutions Contract**:

Services Available

- The suite is inclusive of multiple components, such as:
 - o State Assessment — (STAAR, TELPAS, and Interim Assessments) Reports by district, campus, teacher, or student. Tracks federal and state accountability measures and provides data analysis to assist in developing differentiated instruction. Academic Performance Dashboard included for administrators.
 - o TEKScore — (Local Assessments) A complete tool kit for scoring and analyzing local assessments (aligned to TEKS, ELPS, and/or AP). Students can record answers to assessments using the online Student Response System. District, campus, and teacher dashboards provide drill-down access to analyze results, including the 1-Click Report feature.
 - o TAG — (TEKS Assessment Generator/Online Test Item Bank) Create local assessments. Select from original content aligned to state standards or create your own. TEA released items and TEKS Resource System items are also available.
 - o TPRI — (Early Reading Performance) TPRI data collection, reporting, and analysis. Includes a data export for the ECDS Kindergarten data submission to TEA.
 - o Tejas LEE — (Early Reading Performance) Tejas LEE data collection, reporting, and analysis. Includes a data export for the ECDS Kindergarten data submission to TEA.
 - o lead4ward — (Data Tools) Harness the power of DMAC to create digital versions of data tools recommended by lead4ward during statewide trainings on how to use state and local data to help students and improve instruction.
 - o PlanWorks — (District/Campus Improvement Plans) Develop and maintain plans that comply with state and federal requirements (TEA and ESSA). Features include secure multi-user access online; automatic reconciliation of funds attached to resources in a goal, objective, or strategy; copy plans from previous years; Comprehensive Needs Assessment (CNA) module; and more. Integrates with other DMAC applications, making it possible to include relevant state and local data or attach custom forms.
 - o LPAC — (Documentation of LPAC Process) Create and manage ESL and Bilingual forms and letters. Integrates with other DMAC applications, assisting with data entry and documentation for EL population. Features include a real-time Dashboard, reports, and digital signatures available for parents and committee members.
 - o RtI — (Response to Intervention) Create and maintain documentation for struggling students. Historical plans, progress monitoring, and assessment data complete the interactive web-based plans.

- o FormWorks — (Custom Online Forms) Create forms and collect data. Forms can be stand-alone (e.g., district surveys, travel requests) or linked to other DMAC applications, including T-TESS, RtI, Student Portfolio, and others).
- o Appraisals —(T-TESS, T-PESS, and PDAS) Allows administrators to meet state-mandated requirements for teacher and principal appraisals. Educators are able to complete and electronically sign their documentation online.
- o PGP — (Personal Graduation Plans - HS) Develop and maintain four-year plans for high school students. Select assigned courses, graduation plans, endorsements, programs of study, and document credits. Meets requirements of HB5.
- o PGP Intervention — (PGP Intervention MS/JH) Develop state-mandated personal graduation plans documenting intervention/monitoring plans and student/parent goals.
- o CIA Alignment — (Curriculum Instruction and Assessment) Align and map district-built curriculum (i.e., TEKS, ELPS, and AP). Users can connect planned instruction to performance on state assessments in order to increase student achievement. Print, export, and share documentation with ease.
- o SSI — (Student Success Initiative) Develop/maintain accelerated instruction plans for students in grades 5 and 8 who have failed the Reading and/or Math portion of state tests. Includes all state forms required for the Grade Placement Committee.

Services Included At a Reduced Fee

- Customized/On-Site Trainings: Districts are charged a per-person fee according to the ESC Region 11 fee schedule, with a required minimum/maximum number of participants per trainer (plus cost of materials per participant, when applicable).

ESC Region 11 Contact

Data Analysis Contact
(817) 740-7576

Note: Due to various factors, including the volume of participation from districts, contract negotiations for products and services being purchased and delivered within this contract, possible funding changes for districts or ESC Region 11, and other factors, this contract is offered in good faith but does not become binding until September 1, 2021, on either the district or ESC Region 11. This contract is contingent upon the continued availability of appropriations and is subject to cancellation by either party upon thirty (30) days' written notice to the other party. Payment for valid fees or charges rendered by the ESC Region 11 prior to written notice of termination shall be due to ESC Region 11. Early acceptance of this contract is necessary so that ESC Region 11 can plan and prepare to deliver these services. An alternative contract may be offered if this contract cannot be delivered as stated.

The Human Resources Department offers the following services and discounts to school districts/charter schools that sign the **HR Systems Contract**:

Recruiting/Employment Application

- Application system through PowerSchool
- Applicant Tracking that streamlines hiring-related processes for all types of K-12 employees
- Cross post capability to your open positions on the ESC Region 11 website
- Assistance to districts with how to use the system, problems, questions (provided by PowerSchool)
- Assistance to applicants via email and phone (provided by PowerSchool)
- User meeting (topics may include best practices, learning new features, training, etc.)
- Assistance with district's training needs (provided by PowerSchool)
- Acting as a liaison between PowerSchool and school districts/charters

Electronic Records Management

- Employee records management through PowerSchool
- Paperless electronic management of personnel records that streamlines and automates the tasks and workflows associated with employee management
- User meeting (topics may include best practices, learning new features, training, etc.)
- Assistance with district's training needs (provided by PowerSchool)
- Acting as a liaison between PowerSchool and school districts/charters

Absence/Substitute Management

- Absence and substitute teacher management through PowerSchool
- Electronic management system that streamlines the process of absences as well as matching and scheduling the most qualified substitutes
- User meeting (topics may include best practices, learning new features, training, etc.)
- Assistance with district's training needs (provided by PowerSchool)
- Acting as a liaison between PowerSchool and school districts/charters

Management of Services

A district/charter school may select one or multiple services offered in this contract. All systems integrate with each other which provides an efficient and effective way to manage your HR processes.

ESC Region 11 Contact

Human Resources Department
(817) 740-3651

Customer Price List — 2021-2022

Recruiting/Employment Application

There is an annual subscription fee based on student enrollment. In addition, there is a one-time implementation fee for this module. Districts may opt to handle implementation remotely (with virtual assistance from a technician) or on-site (with a technician who will come to the district to implement the module).

Applicant Tracking Enterprise

| Student Count | 2021-2022 | | |
|------------------|--------------|---------|---------|
| | Subscription | Remote | Onsite |
| 1 to 500 | \$1,018 | \$500 | N/A |
| 501 to 1,000 | \$1,273 | \$500 | N/A |
| 1,001 to 2,000 | \$1,697 | \$500 | N/A |
| 2,001 to 2,500 | \$1,994 | \$750 | N/A |
| 2,501 to 3,000 | \$2,419 | \$750 | N/A |
| 3,001 to 5,000 | \$2,758 | \$750 | N/A |
| 5,001 to 7,000 | \$3,352 | \$1,000 | N/A |
| 7,001 to 10,000 | \$3,870 | \$1,000 | N/A |
| 10,001 to 15,000 | \$4,278 | \$1,500 | \$4,000 |
| 15,001 to 20,000 | \$4,812 | \$1,500 | \$4,000 |
| 20,001 to 25,000 | \$5,347 | \$2,000 | \$4,500 |
| 25,001 to 30,000 | \$8,020 | \$2,500 | \$4,500 |
| 30,001 to 35,000 | \$10,026 | \$3,000 | \$5,500 |
| 35,001 to 40,000 | \$11,139 | \$3,000 | \$5,500 |
| 40,001 to 45,000 | \$13,367 | \$3,000 | \$5,500 |
| 45,001 to 50,000 | \$15,595 | \$3,000 | \$5,500 |
| 50,001 to 55,000 | \$17,957 | \$3,000 | \$5,500 |
| 55,001 to 60,000 | \$19,115 | \$3,000 | \$5,500 |
| 60,001 to 65,000 | \$20,274 | \$3,000 | \$5,500 |
| 65,001 to 70,000 | \$20,853 | \$3,000 | \$5,500 |
| 70,001 to 75,000 | \$21,432 | \$3,000 | \$5,500 |
| 75,001 to 80,000 | \$23,580 | \$3,000 | \$5,500 |

Administration Fee: In addition to the fees for services offered by PowerSchool, each district will pay an administrative fee of 10% of their total package price.

Electronic Records Management

There is an annual subscription fee based on student enrollment. In addition, there is a one-time implementation fee for this module. Districts may choose to utilize SmartStart Guided implementation or may opt for full-service implementation. In addition, districts may choose to implement remotely (with virtual assistance from a technician) or on-site (with a technician who will come to the district to implement the module).

Employee Records

| Student Count | Records | | | | |
|------------------|--------------|-----------------------------------|--------|-----------------------------|--------|
| | Subscription | Smart Start Guided Implementation | | Full Service Implementation | |
| | | Remote | Onsite | Remote | Onsite |
| 2021-2022 | | | | | |
| 0 to 1,000 | \$ 4,779 | 3,000 | 4,680 | 6,000 | 8,040 |
| 1,001 to 2,000 | \$ 6,042 | 3,000 | 4,680 | 6,000 | 8,040 |
| 2,001 to 2,500 | \$ 8,296 | 3,000 | 4,680 | 6,000 | 8,040 |
| 2,501 to 3,000 | \$ 9,334 | 3,000 | 4,680 | 6,000 | 8,040 |
| 3,001 to 5,000 | \$ 10,190 | 3,000 | 4,680 | 6,000 | 8,040 |
| 5,001 to 7,000 | \$ 12,444 | 3,000 | 4,680 | 6,000 | 8,040 |
| 7,001 to 10,000 | \$ 13,482 | 3,000 | 4,680 | 6,000 | 8,040 |
| 10,001 to 15,000 | \$ 14,789 | 3,000 | 4,680 | 6,000 | 8,040 |
| 15,001 to 20,000 | \$ 16,592 | 3,000 | 4,680 | 6,000 | 8,040 |
| 20,001 to 25,000 | \$ 20,741 | 3,120 | 4,800 | 6,120 | 8,160 |
| 25,001 to 30,000 | \$ 24,348 | 3,120 | 4,800 | 6,120 | 8,160 |
| 30,001 to 35,000 | \$ 26,782 | 3,360 | 5,040 | 6,360 | 8,400 |
| 35,001 to 40,000 | \$ 30,074 | 3,480 | 5,160 | 6,480 | 8,520 |
| 40,001 to 45,000 | \$ 33,185 | 3,600 | 5,280 | 6,600 | 8,640 |
| 45,001 to 50,000 | \$ 36,297 | 3,720 | 5,400 | 6,720 | 8,760 |
| 50,001 to 55,000 | \$ 39,407 | 3,840 | 5,520 | 6,840 | 8,880 |
| 55,001 to 60,000 | \$ 42,519 | 3,960 | 5,640 | 6,960 | 9,000 |
| 60,001 to 65,000 | \$ 45,629 | 4,080 | 5,760 | 7,080 | 9,120 |
| 65,001 to 70,000 | \$ 47,703 | 4,200 | 5,880 | 7,200 | 9,240 |
| 70,001 to 75,000 | \$ 48,741 | 4,320 | 6,000 | 7,320 | 9,360 |
| 75,001 to 80,000 | \$ 49,597 | 4,440 | 6,120 | 7,440 | 9,480 |

Absence/Substitute Management

There is an annual subscription fee based on the number of substitute-eligible FTEs and non-substitute-eligible FTEs who utilize this absence/sub management module. In addition, there is a one-time implementation fee for this module. Districts may choose to implement remotely (with virtual assistance from a technician) or on-site (with a technician who will come to the district to implement the module).

SmartFind Express

| Profiles | Cost per Profile | | Implementation | |
|------------------|----------------------|--------------------------|----------------|----------|
| | Sub-Eligible Profile | Non-Sub-Eligible Profile | | |
| | Subscription | Subscription | Remote | Onsite |
| 2021-2022 | | | | |
| 0-150 | \$2000 Minimum | \$4.00 | \$2,500 | \$5,800 |
| 151-250 | \$14.85 | \$4.00 | \$3,500 | \$6,800 |
| 251-500 | \$13.26 | \$4.00 | \$4,500 | \$7,800 |
| 501-1000 | \$11.67 | \$4.00 | \$5,500 | \$8,800 |
| 1001-2000 | \$10.08 | \$4.00 | \$6,500 | \$9,800 |
| 2001-5000 | \$9.02 | \$4.00 | \$7,000 | \$10,300 |
| 5001-10,000 | \$7.96 | \$4.00 | \$7,500 | \$10,800 |
| 10,001 + | \$7.43 | \$4.00 | \$9,500 | \$12,800 |

Administration Fee: In addition to the fees for services offered by PowerSchool, each district will pay an administrative fee of 10% of their total package price.

Note: Due to various factors, including the volume of participation from districts, contract negotiations for products and services being purchased and delivered within this contract, possible funding changes for districts or ESC Region 11, and other factors, this contract is offered in good faith but does not become binding until September 1, 2020, on either the district or ESC Region 11. This contract is contingent upon the continued availability of appropriations and is subject to cancellation by either party upon thirty (30) days' written notice to the other party. Payment for valid fees or charges rendered by the ESC Region 11 prior to written notice of termination shall be due to ESC Region 11. Early acceptance of this contract is necessary so that ESC Region 11 can plan and prepare to deliver these services. An alternative contract may be offered if this contract cannot be delivered as stated.

The Human Resources Department offers the following services and discounts to school districts/charter schools that sign the **HR Systems Contract**:

Recruiting/Employment Application

- Application system through PowerSchool
- Applicant Tracking that streamlines hiring-related processes for all types of K-12 employees
- Cross post capability to your open positions on the ESC Region 11 website
- Assistance to districts with how to use the system, problems, questions (provided by PowerSchool)
- Assistance to applicants via email and phone (provided by PowerSchool)
- User meeting (topics may include best practices, learning new features, training, etc.)
- Assistance with district's training needs (provided by PowerSchool)
- Acting as a liaison between PowerSchool and school districts/charters

Electronic Records Management

- Employee records management through PowerSchool
- Paperless electronic management of personnel records that streamlines and automates the tasks and workflows associated with employee management
- User meeting (topics may include best practices, learning new features, training, etc.)
- Assistance with district's training needs (provided by PowerSchool)
- Acting as a liaison between PowerSchool and school districts/charters

Absence/Substitute Management

- Absence and substitute teacher management through PowerSchool
- Electronic management system that streamlines the process of absences as well as matching and scheduling the most qualified substitutes
- User meeting (topics may include best practices, learning new features, training, etc.)
- Assistance with district's training needs (provided by PowerSchool)
- Acting as a liaison between PowerSchool and school districts/charters

Management of Services

A district/charter school may select one or multiple services offered in this contract. All systems integrate with each other which provides an efficient and effective way to manage your HR processes.

ESC Region 11 Contact

Human Resources Department
(817)740-3651

Customer Price List — 2020-2021

Recruiting/Employment Application

There is an annual subscription fee based on student enrollment. In addition, there is a one-time implementation fee for this module. Districts may opt to handle implementation remotely (with virtual assistance from a technician) or on-site (with a technician who will come to the district to implement the module).

| Applicant Tracking Enterprise | | | |
|--------------------------------------|------------------|---------|---------|
| Student Count | 2020-2021 | | |
| | Subscription | Remote | Onsite |
| 1 to 500 | \$989 | \$500 | N/A |
| 501 to 1,000 | \$1,236 | \$500 | N/A |
| 1,001 to 2,000 | \$1,648 | \$500 | N/A |
| 2,001 to 2,500 | \$1,936 | \$750 | N/A |
| 2,501 to 3,000 | \$2,348 | \$750 | N/A |
| 3,001 to 5,000 | \$2,678 | \$750 | N/A |
| 5,001 to 7,000 | \$3,255 | \$1,000 | N/A |
| 7,001 to 10,000 | \$3,757 | \$1,000 | N/A |
| 10,001 to 15,000 | \$4,153 | \$1,500 | \$4,000 |
| 15,001 to 20,000 | \$4,672 | \$1,500 | \$4,000 |
| 20,001 to 25,000 | \$5,191 | \$2,000 | \$4,500 |
| 25,001 to 30,000 | \$7,787 | \$2,500 | \$4,500 |
| 30,001 to 35,000 | \$9,734 | \$3,000 | \$5,500 |
| 35,001 to 40,000 | \$10,815 | \$3,000 | \$5,500 |
| 40,001 to 45,000 | \$12,978 | \$3,000 | \$5,500 |
| 45,001 to 50,000 | \$15,141 | \$3,000 | \$5,500 |
| 50,001 to 55,000 | \$17,434 | \$3,000 | \$5,500 |
| 55,001 to 60,000 | \$18,559 | \$3,000 | \$5,500 |
| 60,001 to 65,000 | \$19,683 | \$3,000 | \$5,500 |
| 65,001 to 70,000 | \$20,246 | \$3,000 | \$5,500 |
| 70,001 to 75,000 | \$20,808 | \$3,000 | \$5,500 |
| 75,001 to 80,000 | \$22,893 | \$3,000 | \$5,500 |

Administration Fee: In addition to the fees for services offered by PowerSchool, each district will pay an administrative fee of 10% of their total package price.

Electronic Records Management

There is an annual subscription fee based on student enrollment. In addition, there is a one-time implementation fee for this module. Districts may choose to utilize SmartStart Guided implementation or may opt for full-service implementation. In addition, districts may choose to implement remotely (with virtual assistance from a technician) or on-site (with a technician who will come to the district to implement the module).

| Employee Records | | | | | |
|-------------------------|--------------|-----------------------------------|--------|-----------------------------|--------|
| Student Count | Subscription | Records | | | |
| | | Smart Start Guided Implementation | | Full Service Implementation | |
| | | Remote | Onsite | Remote | Onsite |
| 2020-2021 | | | | | |
| 0 to 1,000 | \$ 4,640 | 3,000 | 4,680 | 6,000 | 8,040 |
| 1,001 to 2,000 | \$ 5,866 | 3,000 | 4,680 | 6,000 | 8,040 |
| 2,001 to 2,500 | \$ 8,055 | 3,000 | 4,680 | 6,000 | 8,040 |
| 2,501 to 3,000 | \$ 9,062 | 3,000 | 4,680 | 6,000 | 8,040 |
| 3,001 to 5,000 | \$ 9,893 | 3,000 | 4,680 | 6,000 | 8,040 |
| 5,001 to 7,000 | \$ 12,082 | 3,000 | 4,680 | 6,000 | 8,040 |
| 7,001 to 10,000 | \$ 13,089 | 3,000 | 4,680 | 6,000 | 8,040 |
| 10,001 to 15,000 | \$ 14,358 | 3,000 | 4,680 | 6,000 | 8,040 |
| 15,001 to 20,000 | \$ 16,109 | 3,000 | 4,680 | 6,000 | 8,040 |
| 20,001 to 25,000 | \$ 20,137 | 3,120 | 4,800 | 6,120 | 8,160 |
| 25,001 to 30,000 | \$ 23,639 | 3,120 | 4,800 | 6,120 | 8,160 |
| 30,001 to 35,000 | \$ 26,002 | 3,360 | 5,040 | 6,360 | 8,400 |
| 35,001 to 40,000 | \$ 29,198 | 3,480 | 5,160 | 6,480 | 8,520 |
| 40,001 to 45,000 | \$ 32,218 | 3,600 | 5,280 | 6,600 | 8,640 |
| 45,001 to 50,000 | \$ 35,239 | 3,720 | 5,400 | 6,720 | 8,760 |
| 50,001 to 55,000 | \$ 38,259 | 3,840 | 5,520 | 6,840 | 8,880 |
| 55,001 to 60,000 | \$ 41,280 | 3,960 | 5,640 | 6,960 | 9,000 |
| 60,001 to 65,000 | \$ 44,300 | 4,080 | 5,760 | 7,080 | 9,120 |
| 65,001 to 70,000 | \$ 46,314 | 4,200 | 5,880 | 7,200 | 9,240 |
| 70,001 to 75,000 | \$ 47,321 | 4,320 | 6,000 | 7,320 | 9,360 |
| 75,001 to 80,000 | \$ 48,153 | 4,440 | 6,120 | 7,440 | 9,480 |

Absence/Substitute Management

There is an annual subscription fee based on the number of substitute-eligible FTEs and non-substitute-eligible FTEs who utilize this absence/sub management module. In addition, there is a one-time implementation fee for this module. Districts may choose to implement remotely (with virtual assistance from a technician) or on-site (with a technician who will come to the district to implement the module).

| SmartFind Express | | | | |
|--------------------------|-------------------------------|-----------------------------------|----------------|----------|
| Profiles | Subscription | | Implementation | |
| | Cost per Sub-Eligible Profile | Cost per Non Sub-Eligible Profile | Remote | Onsite |
| 2020-2021 | | | | |
| 0-150 | \$2000 Minimum | \$4.00 | \$2,500 | \$5,800 |
| 151-250 | \$14.42 | \$4.00 | \$3,500 | \$6,800 |
| 251-500 | \$12.88 | \$4.00 | \$4,500 | \$7,800 |
| 501-1000 | \$11.33 | \$4.00 | \$5,500 | \$8,800 |
| 1001-2000 | \$9.79 | \$4.00 | \$6,500 | \$9,800 |
| 2001-5000 | \$8.76 | \$4.00 | \$7,000 | \$10,300 |
| 5001-10,000 | \$7.73 | \$4.00 | \$7,500 | \$10,800 |
| 10,001 + | \$7.21 | \$4.00 | \$9,500 | \$12,800 |

Administration Fee: In addition to the fees for services offered by PowerSchool, each district will pay an administrative fee of 10% of their total package price.

Unified Talent™ Applicant Tracking

TAP INTO THE TALENT YOU NEED. QUICKLY.



With PowerSchool Unified Talent™ (TalentEd) Applicant Tracking (formerly Hire), you can bring in the talent you need, quickly.

Confidently manage each step of the hiring process all within an integrated talent management solution that offers the data-driven tools you need to **support your talent from hire to retire.**



Hire Faster

You have to move quickly to post jobs, review resumes, and make offers—so efficiency is key. Secure the people you need for student success with a **streamlined applicant tracking system** that reduces average time to fill.



Streamline the Hiring Process

Leave the inefficient, paper-based system behind when you upgrade to an intuitive online applicant tracking system. **No more paper resumes** to clog up your workspace or slow down your hiring decisions.



Trust in One Proven Partner

From hire to retire, PowerSchool has your back. **We offer ample support**, ongoing training, and superior products to span your entire district and put you all on the same team.



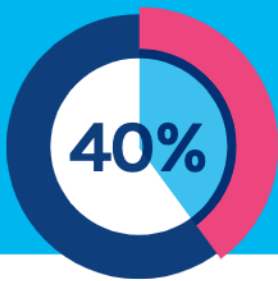
Simplify the Applicant Experience

Create a positive applicant experience—with online job listings, a branded district portal, simple applications, and transferable profiles. Plus, you can **easily keep in contact with candidates**, reducing the risk that they accept another offer.

“ Applicants say that finding jobs, creating accounts, applying for multiple positions, and getting email updates when new positions come open all **made the application process positive for them...** We have many more applicants than we did with the old system, **which shows that applicants are better able to find us.** ”

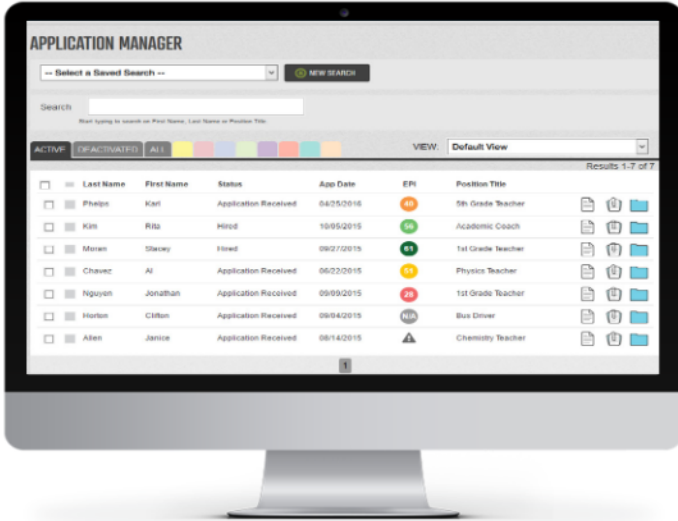
KEITH PALMER

Associate Superintendent of Human Resources,
Pasadena Independent School District, TX




Time to fill is 40% less thanks to streamlined hiring and recruiting processes

Source: 2016, Hobson & Company, Talent Management's ROI in Education



Application manager



Online reference check

Application Management

Manage all of your applications in one place. Quickly filter to find the best candidates. And with customized email templates, you can move to the next step without skipping a beat.

Candidate Self-Service

Empower applicants with a one-stop-shop to manage their applications, interviews, and communication with schools—while saving your HR staff from the flood of calls and emails during recruiting season.

Interview Management

Simplify interviewing with an array of online tools to schedule interviews with multiple candidates at once, see interview statuses, conduct video interviews, share interview results internally, and provide hire recommendations.

Online Job Listings

Post open positions on your own branded job board—so potential applicants can easily filter and find the positions that best match their talents.

Online Reference Checks

Reference checks have never been easier. With an online reference survey, enjoy increased response rates and faster completions that automatically populate on the candidate's profile.

Onboard

Facilitate new hire onboarding with ease and without the duplicate data entry. User-friendly, configurable dashboards give you visibility into in-progress or completed documents and forms—so you have what you need and they have a seamless onboarding experience.

Learn how you can hire faster
with PowerSchool today!

Visit www.PowerSchool.com or call 1-877-873-1550 to learn more.

Unified Talent™

Employee Records

SIMPLIFY PROCESS MANAGEMENT,
EXPAND HUMAN PRODUCTIVITY

Focus on life in the employee lifecycle, not paperwork—with **PowerSchool Unified Talent™ (TalentEd) Employee Records**.

Streamline HR workflows and give new hires a **smooth onboarding experience** with an intuitive process management product that helps you be **paper-free, productive, and audit-ready**.



Save Time with Automated Workflows

Ensure forms are completed and approved correctly—with configurable workflows and checklists. Don't let your HR staff waste precious time on paperwork. **Put the focus back on** supporting quality educators and staff.



Always Know Your Staff's Status

Eliminate the headache and uncertainty of the annual contract renewal process by **going digital**. Get a quick pulse on who's returning next year—so you can be prepared.



Improve the Onboarding Experience

Focus on **building relationships** and **sharing school culture with new hires** instead of chasing down forms. Better onboarding leads to more invested employees and better retention.



Stay Audit-Ready

Reduce the security risk of lost personnel documents with a central system that gives you a digital paper trail. **User-friendly reports and dashboards** help ensure you're always compliant and audit-ready.

“ Onboarding and orientation have taken on a whole new light. We've gotten so much unsolicited positive feedback. ”

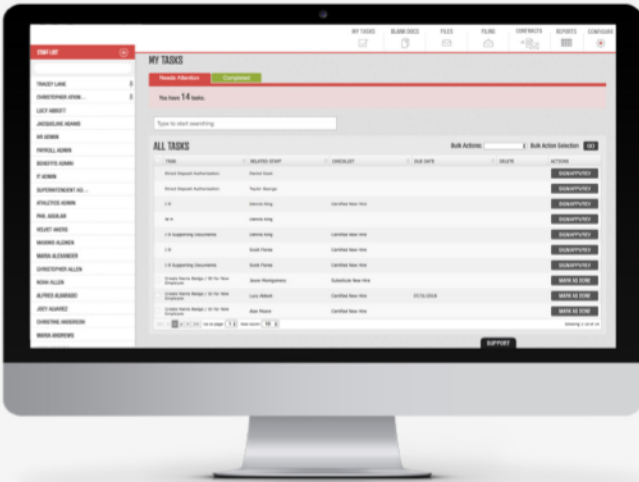
JASON E. ROMERO

Associate Superintendent of Human Resources,
Del Mar Union School District, CA



Eliminating printing and copying of employee-related documents cut costs by at least 50 percent.

Source: 2016, Hobson & Company, Talent Management's ROI in Education



Configurable workflows to manage talent processes

Digital Storage

Transform the way you store employee documents. Import, file, route, search, and purge with ease. Comprehensive security settings give you control over access while securing sensitive employee information.

Employee Submissions

Invite staff to complete documentation electronically. E-forms, e-signatures, and alerts make it easy to submit paperwork. The electronic paper trail keeps staff in the loop, so nothing gets misplaced or misfiled.

Reporting

User-friendly reports and dashboards show you at a glance if employee documentation is missing and let you take action right from within the report.

Process Management

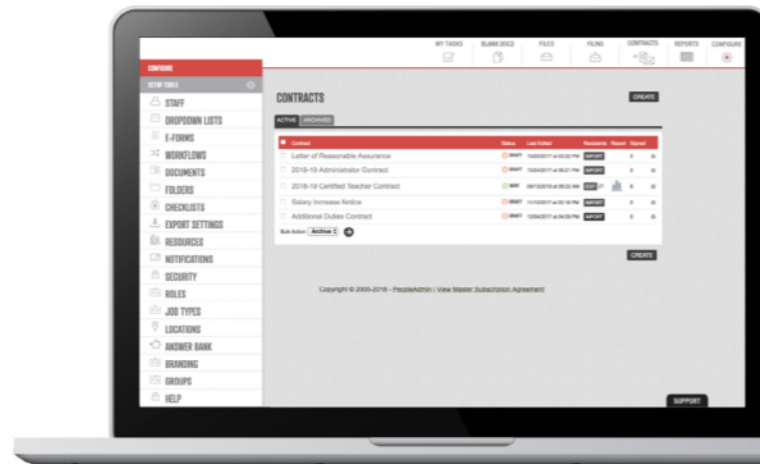
Easily facilitate all aspects of new hire onboarding, beginning of school year, leave, and employee exit processes.

Contract Renewal Management

Take the legwork out of the annual contract process with electronic contracts for employees to review and sign. With contract reporting, easily see who's signed and who needs a reminder—then send it right from within the report.

Workflows and E-Forms

Build and customize electronic forms for seamless, paper-free filing—including FMLA documents, policy forms, leave requests, and more. Configurable workflows fit your district's needs so completed forms are forwarded to the right people.



Contract management

Make talent processes more productive with PowerSchool today!

Visit www.PowerSchool.com or call 1-877-873-1550



Unified Talent™ SmartFind Express

FIND QUALIFIED SUBSTITUTES QUICKER
WITH THE PARTNER YOU CAN TRUST



When student learning is on the line, schools need a substitute management system they can trust. With **PowerSchool Unified Talent™ SmartFind Express**, quickly and easily find the best substitutes so that student learning doesn't stop.

With a system proven to support absence management at the largest and most complex districts and boards for many years, your staff and students can keep the focus on learning with PowerSchool.



Find Qualified Substitutes

Automatically contact the best-fit substitute for each opening with customizable contact lists. Equitably contact the most qualified, available subs while complying with union contracts.



Experienced Partner, Scalable Solution

With over 20 years of experience solving the most complex absence management problems for schools of all sizes in the US and Canada, only PowerSchool provides this depth of expertise and breadth of resources.



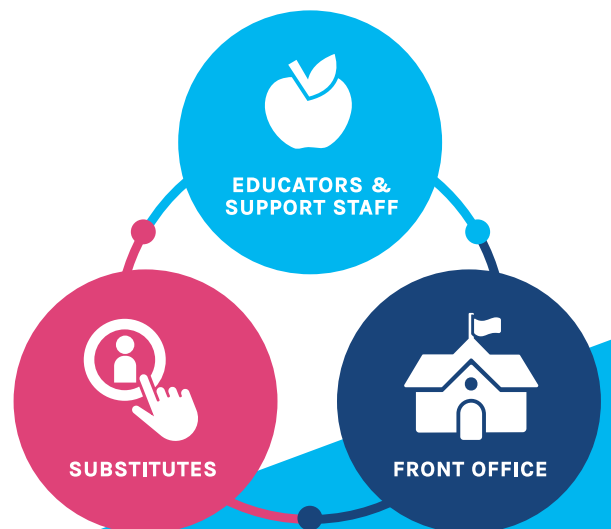
Find Substitutes Faster

Fill absences faster without the phone calls, paperwork, and stress. An automated callout system and convenient mobile app directly connect your substitutes with available jobs so they can react immediately.

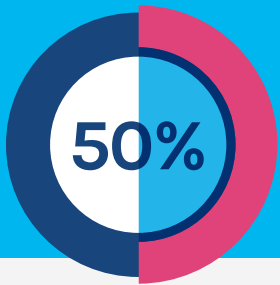


Gain Insight into Absence and Attendance

With extensive reporting, get a clearer picture of attendance with visibility into tasks that need immediate attention and trends over time.

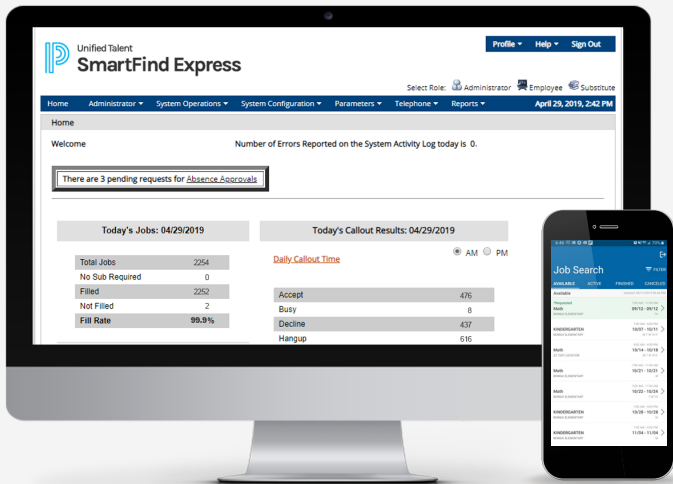


Streamlined absence management
processes for your team



50% less time spent placing substitute teachers

Source: Hobson and Co, Talent Management's ROI in K-12 Education (2016)



SmartFind Express real-time reporting and substitute mobile app

“I can just come into work, log in and see my jobs. Whether you're running a report, checking on somebody or entering a vacancy, it's much easier. I know that when a teacher has to be away, we're able to **continue the learning process** for our students.”

DANA PARKER

Human Resources System Operator,
Clovis Unified High School (CA)

Automated Communication

SmartFind Express gives you a full suite of tools including interactive voice response (IVR) technology to automate the callout process. With best-match technology, administrators can identify exactly who and when to call. Substitutes stay informed of openings they're qualified for by text, email, and automated phone calls.

Absence Creation and Substitute Acceptance

One convenient district-branded website makes it easy for teachers and staff to create absences, substitutes to search for and accept jobs, school leaders to view current staffing needs and trends over time, and administrators to manage absences and monitor fills.

Substitute Mobile App

Expand your substitute pool with engaged substitutes who can find and accept jobs from the convenience of their phone. Receive alerts, accept jobs, and get details and updates on the go, at no cost to substitutes.

Interoperable Systems

Enjoy a flexible, connected system that easily shares data with PowerSchool Unified Talent™ and Unified Administration™ solutions and other workforce management systems like payroll, scheduling, and time and attendance software. Make it easy to track time, get payroll right, and see the larger picture of your connected district or board.

Reporting

Better manage daily absences and gain visibility into absence trends with customizable canned reports like today's open jobs, today's available substitutes, and more. Easily download and share reports in multiple file types so you can keep district, board, and school stakeholders informed.

Want a highly configurable, proven substitute management system?

Visit www.PowerSchool.com or call 1-877-873-1550 to learn more.

Instructional Solutions & Support Contract — Region 11 Public Districts/Charters 2019-2020

Note: Due to various factors, including the volume of participation from districts, contract negotiations for products and services being purchased and delivered within this contract, possible funding changes for districts or ESC Region 11, and other factors, this contract is offered in good faith but does not become binding until September 1, 2019, on either the district or ESC Region 11. This contract is contingent upon the continued availability of appropriations and is subject to cancellation by either party upon thirty (30) days' written notice to the other party. Payment for valid fees or charges rendered by the ESC Region 11 prior to written notice of termination shall be due to ESC Region 11. Early acceptance of this contract is necessary so that ESC Region 11 can plan and prepare to deliver these services. An alternative contract may be offered if this contract cannot be delivered as stated.

ESC Region 11 has combined four of its most popular contracts into one inclusive package that provides exceptional offerings at an incredible value. The Administrative Services, Instructional Services, Digital Learning, and RETN contracts are now blended to form the new Instructional Support and Solutions Contract. This new contract provides all of the major benefits of each individual contract and features an added bonus...virtually no registration fees!

Services Included at No Additional Fee

As a result of this newly combined contract:

- Your teachers and administrators will no longer need to process purchase orders each time they wish to attend most professional learning sessions.
- Campus administrators will no longer need to juggle professional development funds to spread them evenly among teachers.
- Business Office staff will no longer be spending time and effort processing individual P.O.s for each training opportunity.

Instead, districts can enjoy an extensive list of conferences, individual training sessions provided at the ESC Region 11 facility, technical support, and products—all at no additional charge. Pay one fee for this exciting new contract, and your staff can reap the benefits of:

Professional Development Offerings

- 20+ Instructional Conferences
- 50+ Teacher Workshop Sessions
 - Basic materials provided
 - Sessions that are materials intensive may require an additional materials fee
 - Some sessions include extensive follow-up opportunities (both virtually and face-to-face)
- 11 Online Compliance Courses
 - ADA Compliance for Online Content
 - Bloodborne Pathogens
 - Bullying Prevention
 - Child Abuse & Maltreatment
 - Copyright
 - Teen Dating Violence & Abuse
 - FERPA (Family Educational Rights & Privacy Act)
 - Internet Safety

- Section 504
- Sexual Harassment
- Suicide Prevention
- Texas Educator’s Code of Ethics

Professional Development Content

- Administrator Professional Development
- Early Literacy
- Core Content
- G/T (6 hour & 30 Hour)
- Special Education
- Counselor
- Librarian
- Principal Cluster Meetings
- Charter School Meetings
- And much more!

Digital Resources

- Canvas
- Bright Bytes
- TexQuest
- Discovery Education
- RETN Videoconferencing
 - Remote Access to TETN programming (TEA updates)
 - Interactive Virtual Learning
 - Access to High School and Dual-Credit courses
 - Remote and recording access to professional learning sessions at ESC Region 11

Technical Assistance

- Unlimited Technical Assistance in All Instructional Areas
- Compliance Support and Technical Assistance for All State/Federal Programs
- Counselor Services
- Library Services
- Lesson Planning
- Field Service Agent Support

Discounts

- Discounted rates on trainings/coaching provided on-site in districts/charters
- Discounted rates on third-party products and other big-ticket speakers/events
- Discounted rates on New Principal Academy and New Assistant Principal Academy
- Discounted rates on state appraisal trainings such as T-TESS, T-PESS, and AEL

ESC Region 11 Contact

Deputy Executive Director of Instruction Services
(817) 740-3670



Instructional Services Contract

Price List — 2019-2020

Pricing is based on district enrollment and prior year usage of ESC services (e.g., registration fees).

Contact John Petree at (817) 740-3670
or jpetree@esc11.net for district-specific pricing.



OnDataSuite Contract 2021-2022

Note: Due to various factors, including the volume of participation from districts, contract negotiations for products and services being purchased and delivered within this contract, possible funding changes for districts or ESC Region 11, and other factors, this contract is offered in good faith but does not become binding until September 1, 2021, on either the district or ESC Region 11. This contract is contingent upon the continued availability of appropriations and is subject to cancellation by either party upon thirty (30) days' written notice to the other party. Payment for valid fees or charges rendered by the ESC Region 11 prior to written notice of termination shall be due to ESC Region 11. Early acceptance of this contract is necessary so that ESC Region 11 can plan and prepare to deliver these services. An alternative contract may be offered if this contract cannot be delivered as stated.

The MIS/IT Department offers the following services and discounts to school districts/charter schools that sign the **OnDataSuite Contract**:

Services Available

OnDataSuite is a web-based PEIMS-focused data analysis tool that adds value to your PEIMS information by providing access to thousands of reports.

Features:

- Upload PEIMS data files often and frequently
- Upload Assessment data files
- Analysis tools for multiple years of data
- Custom report creation
- Monitor trends in data
- Compare data with other schools

Data sources:

- PEIMS
- STAAR 3-8
- STAAR EOC
- ACT Plan
- ACT Explore
- TAKS
- TELPAS
- GASB Audit Data Feed
- TEA Cohort Student List

All training and support is provided by OnDataSuite.

ESC Region 11 Contact

Director of MIS/IT
(817) 740-7506



OnDataSuite Contract

Price List — 2021-2022

| <u>Enrollment</u> | <u>Cost</u> |
|-------------------|--------------------|
| 0-500 | \$2,995 |
| 501-1,000 | \$4,295 |
| 1,001-10,000 | \$5,495 |
| 10,000+ | \$.055 per student |



Technology Services Contract 2021-2022

Note: Due to various factors, including the volume of participation from districts, contract negotiations for products and services being purchased and delivered within this contract, possible funding changes for districts or ESC Region 11, and other factors, this contract is offered in good faith but does not become binding until September 1, 2021, on either the district or ESC Region 11. This contract is contingent upon the continued availability of appropriations and is subject to cancellation by either party upon thirty (30) days' written notice to the other party. Payment for valid fees or charges rendered by the ESC Region 11 prior to written notice of termination shall be due to ESC Region 11. Early acceptance of this contract is necessary so that ESC Region 11 can plan and prepare to deliver these services. An alternative contract may be offered if this contract cannot be delivered as stated.

The Technology Services Contract is designed to increase access to rich learning technology resources and services, to increase the efficiency of school and district technology operations, and to enhance communication sharing among the entire Region 11 educational community. The following services are provided by ESC Region 11 Technology Services staff and our partners:

Services Provided

Cloud and Colocation Services

DDoS Mitigation - Included

This network-based cloud solution offers advanced detection and mitigation technology that minimizes the impact of DDoS attacks by re-routing all traffic to one or more scrubbing centers. As a result, only clean traffic is delivered. This service provides scalable and flexible protection, including authorized, automatic and self mitigation support options. Unlimited amount of scrubs are provided to contract districts.

DNS Services - Included

ESC Region 11's authoritative name servers can host your district's DNS zones as a primary or secondary source. Secondary zone hosting can provide off-site redundancy for your district's existing primary name server. Primary zone hosting includes management of any new records or adjustments via support requests to a dedicated ESC Region 11 support technician.

Offsite Backup Storage - Reduced Rate

ESC Region 11 will provide offsite storage for districts on a monthly subscription agreement. Storage is available in 1TB increments. Connectivity will be set up to the district to ensure secure transport of files to the ESC Region 11 data center. Storage needs can be expanded as needed, and districts will be billed monthly only for the allocated amount.

| Service | Member Pricing | Non-Member Pricing |
|-------------------------|----------------|--------------------|
| Backup Storage (per TB) | \$25.00 | \$30.00 |

Rackspace - Reduced Rate (As Available)

Space in a standard 19” rack within the ESC Region 11 data center can be purchased as available. Rackspace service includes attachment to the UPS with backup power from a dedicated generator. Location is secured with video monitoring as well as guided access to the room with a log of all visitors and timestamps. Badge and fingerprint verification is on both access doors with a separate badge access between the telecom equipment room and server racks. Rackspace is available in increments as small as 1 standard Rack Unit (1RU). Needs can be expanded as needed, and districts will be billed monthly for the allocated space.

| Service | Member Pricing | Non-Member Pricing |
|----------------|-----------------------|---------------------------|
| Full Rack | \$400 | \$500 |
| Half Rack | \$250 | \$350 |
| 1U | \$25 | \$75 |

Infrastructure Services

Bandwidth Monitoring - Included

Access to the portal will provide visibility to bandwidth utilization graphically and in report formats. Core, hub, and local router paths will be displayed for connectivity link status for quick views of network availability. Logins are provided for districts to view their content from any web-based location and device. Access to this service is available to FIBER11 districts only.

Network Assessment - Reduced Rate

A full assessment of the district network will include documentation, diagrams, findings, and recommendations. A full list of questions and deliverables is available on request. A further reduced rate is available for return visits within two years of the initial or repeat assessments to keep all documentation current for the district.

| Service | Member Pricing | Non-Member Pricing |
|----------------|-----------------------|---------------------------|
| Custom Pricing | 20% Discount | Standard Rate |

Network Diagramming - Reduced Rate

The purpose of the network diagram is to demonstrate how one computer or system is linked to others within the network. ESC Region 11 will provide logical and physical diagrams in small or large format as well as in Visio and PDF format for portions or the entirety of the district network. A custom quote will be provided based on the number of locations within the WAN. The engagement will consist of both on-site and remote discovery by trained ESC staff.

| Service | Member Pricing | Non-Member Pricing |
|----------------|-----------------------|---------------------------|
| Custom Pricing | 20% Discount | Standard Rate |

Local Network Monitoring - Reduced Rate

Monitoring of the local district network is available to assist and notify districts in a timely manner of network failures and outages within the district. Setup and configuration services are included with this service, with notifications delivered to specified district personnel and ESC Region 11 personnel (if requested).

| Service | Member Pricing | Non-Member Pricing |
|----------------|----------------|--------------------|
| Custom Pricing | 20% Discount | Standard Rate |

Technical Assistance

Onsite Technical Support or Planning Services - 1-Day Incl., Reduced Rate

ESC Region 11 technicians and engineers can provide on-site support for PCs, devices, applications, network, strategic planning, security planning, and more. Needs and assistance are provided on an as-needed basis and can be scheduled in half-day or full-day increments. Excluding emergency situations, it is recommended to schedule the day(s) in advance to ensure availability of appropriate personnel to fulfill the request.

| Service | Member Pricing | Non-Member Pricing |
|------------------|----------------|--------------------|
| On-Site Full Day | \$500 | \$800 |
| On-Site Half Day | \$300 | \$500 |

TEA/NIST Security Self-Assessment Assistance - Included

ESC Region 11 will provide two days per year for district staff to attend the self-assessment workshops to assist in completion, updating, and policy creation. Templates are developed and updated throughout the year and will be available to help districts stay ahead of the game on requirements and to strengthen the security posture of the district.

Disaster Recovery Framework Planning - Included

ESC Region 11 will provide two days per year for district staff to attend disaster recovery planning workshops to assist in completion, updating, testing and evaluation of the district disaster recovery plan. Templates will be provided to contract members to assist in getting started with or enhancing the district disaster recovery plan. Recommendations and reduced rate solutions will be available for districts.

Onsite or Remote Server Assistance - Reduced Rate

To assist districts with costs, the existing ESC Region 11 Network Server Contract will be rolled into the membership costs and provided for all districts on an as-needed basis at a reduced rate per instance. Assistance will be provided by skilled technicians and engineers to ensure that servers are performing at an optimal level.

| Service | Member Pricing | Non-Member Pricing |
|---------------------------|----------------|--------------------|
| On-Site Full Day | \$400 | \$500 |
| On-Site Half Day (<4 hrs) | \$250 | \$350 |
| Remote Full Day | \$25 | \$75 |
| Remote Half Day (<4 hrs) | \$25 | \$75 |

Technical Training

Customized Technical Training - Reduced Rate

ESC Region 11 offers customized technical training that will be delivered at your location of choice. Experienced staff will provide technical training to meet the need of each individual district. Training can be provided to meet professional development requirements or for new or existing technologies within the district. Customized sessions will also include an online platform for the session that will house documents and provide the ability to review the content at a later date. Proper lead time for customized training is required for scheduling and preparation.

| Service | Member Pricing | Non-Member Pricing |
|---------------------------|-----------------------|---------------------------|
| On-Site Full Day | \$600 | \$800 |
| On-Site Half Day (<4 hrs) | \$400 | \$500 |

Staff Security Awareness Training - Reduced Rate

ESC Region 11 will provide proactive face-to-face Security Awareness training of district employees. Training will include best practices, policies, procedures, popular attack methods, and trends. Some customization will occur to identify items specific to your district, such as password policies, procedures, etc.

| Service | Member Pricing | Non-Member Pricing |
|---------------------------|-----------------------|---------------------------|
| On-Site Full Day | \$600 | \$800 |
| On-Site Half Day (<4 hrs) | \$400 | \$500 |

Offsite Meeting Space - Reduced Rate

Meeting space will be available for member districts at a reduced rate at the new ESC Region 11 Technology Center opening in Spring of 2020. The conference center space will accommodate 35-40 people comfortably with amenities that include audio/visual equipment, wireless Internet, coffee, microwaves, catering (available), parking, and cleaning services. The conference center is available for half-day or full-day rental.

| Service | Member Pricing | Non-Member Pricing |
|---------------------------|-----------------------|---------------------------|
| On-Site Full Day | \$300 | \$500 |
| On-Site Half Day (<4 hrs) | \$200 | \$400 |

ESC Region 11 Contact

Director of MIS/IT
(817) 740-7506

Price List — 2021-2022

| District Enrollment | Annual Contract Price* |
|----------------------------|-------------------------------|
| 0-300 | \$1,200 |
| 301-1,000 | \$2,000 |
| 1,001-2,000 | \$3,500 |
| 2,001-5,000 | \$5,000 |
| 5,001-10,000 | \$9,000 |
| 10,001-20,000 | \$15,000 |
| 20,001+ | \$20,000 |

** The annual price may increase no more than 2% yearly.
 Factors would include licensing and/or operation cost increases.*

Note: Due to various factors, including the volume of participation from districts, contract negotiations for products and services being purchased and delivered within this contract, possible funding changes for districts or ESC Region 11, and other factors, this contract is offered in good faith but does not become binding until September 1, 2021, on either the district or ESC Region 11. This contract is contingent upon the continued availability of appropriations and is subject to cancellation by either party upon thirty (30) days' written notice to the other party. Payment for valid fees or charges rendered by the ESC Region 11 prior to written notice of termination shall be due to ESC Region 11. Early acceptance of this contract is necessary so that ESC Region 11 can plan and prepare to deliver these services. An alternative contract may be offered if this contract cannot be delivered as stated.

The Instructional Services Division offers the following services to school districts/charter schools that sign the TEKS Resource System Contract:

Gold Package

- Access to TEKS Resource System – two (2) full-day trainings specific to District/Campus
- Access to TExGuides – one (1) full-day training
- Access to Implementing TEKS Resource System (Pacing Tools)
- Technology access through coordinated effort with 3rd Learning for the utilization of the TEKS Resource System
- Digital Navigation – one (1) full-day training
- Administrator Training
- Technical Support (Unlimited)
- *Special Pricing* on instructional coaching and other learning opportunities

Silver Package

- Access to TEKS Resource System – two (2) full-day trainings specific to District/Campus
- Access to Implementing TEKS Resource System (Pacing Tools)
- Technology access through coordinated effort with 3rd Learning for the utilization of the TEKS Resource System
- Digital Navigation – one (1) full-day training
- Administrator Training
- Technical Support (Unlimited)
- *Special Pricing* on instructional coaching and other learning opportunities

ESC Region 11 Contact

TEKS Resource System Specialist
(817) 740-7632

Price List — 2021-2022

The fee is based on technology fees and support fees.

- One-time set-up fee for new districts or additional campuses (see chart below)
- Annual subscription fee (see chart below)
- Annual Support & Development Fee — \$5 x enrollment
- Implementing TEKS Resource System (Pacing Tools) — \$150
- TExGuides — *Gold package members only (see additional pricing at the bottom of page)

Technology Fee Structure

| # Traditional Campuses | One-Time Set-Up Fee <i>(Year 1 Districts or addition of campuses)</i> | Annual Subscription Fee |
|------------------------|--|-------------------------|
| <3 or 1A/2A | \$1,000 | \$1,500 |
| 3 | \$3,250 | \$2,160 |
| 4 | \$3,500 | \$2,160 |
| 5 | \$3,750 | \$2,160 |
| 6 | \$4,000 | \$2,340 |
| 7 | \$4,250 | \$2,520 |
| 8 | \$4,500 | \$2,700 |
| 9 | \$4,750 | \$2,880 |
| 10 | \$5,000 | \$3,060 |
| 11 | \$5,250 | \$3,240 |
| 12 | \$5,500 | \$3,420 |
| 13 | \$5,750 | \$3,600 |
| 14 | \$6,000 | \$3,780 |
| 15 | \$6,250 | \$3,960 |
| 16 | \$6,500 | \$4,140 |
| 17 | \$6,750 | \$4,320 |
| 18 | \$7,000 | \$4,500 |
| 19 | \$7,250 | \$4,680 |
| 20 | \$7,500 | \$4,860 |
| 21 | \$7,750 | \$5,040 |
| 22 | \$8,000 | \$5,220 |
| 23 | \$8,250 | \$5,400 |
| 24 | \$8,500 | \$5,580 |
| 25 | \$8,750 | \$5,760 |
| >25 | <i>Contact ESC Region 11 for pricing structure.</i> | |

TExGUIDE Fee Structure

| Student Enrollment | Fee |
|--|--------------------------------------|
| 1-1,667 additional students > 1,667 | \$5,000 base fee \$3 per student* |

**Example: A district with an enrollment of 2,000 students would pay \$5,000 for the first 1,667 students and \$999 (333 additional students x \$3 each) to total \$5,999.*



TSDS Contract (PEIMS, studentGPS Dashboard, TIMS, UID, Collections) 2021-2022

Note: Due to various factors, including the volume of participation from districts, contract negotiations for products and services being purchased and delivered within this contract, possible funding changes for districts or ESC Region 11, and other factors, this contract is offered in good faith but does not become binding until September 1, 2021, on either the district or ESC Region 11. This contract is contingent upon the continued availability of appropriations and is subject to cancellation by either party upon thirty (30) days' written notice to the other party. Payment for valid fees or charges rendered by the ESC Region 11 prior to written notice of termination shall be due to ESC Region 11. Early acceptance of this contract is necessary so that ESC Region 11 can plan and prepare to deliver these services. An alternative contract may be offered if this contract cannot be delivered as stated.

Services Provided by TEA

- Explain the overall data requirements to ESC personnel
- Provide and maintain the *Texas Education Data Standards (TEDS)*, and the *STUDENT ATTENDANCE ACCOUNTING HANDBOOK (SAAH)*
- Provide the ESC and district with a standard editing and reporting system (TSDS)

Services Provided by ESC Region 11

- Send the data required (ACCEPT) by the current Texas Education Data Standards (TEDS) to TEA by the specified due dates for each submission/re-submission.
- Review the district data using edit rules and reports supplied by TEA, assuring that all fatal errors are corrected.
- Assist the district with its data submission to TEA's TSDS server.
- Notify district when its data has been accepted by the ESC and made available for further processing by TEA.
- Facilitate the accuracy and timely delivery of data.
- Explain the overall data collection requirement for PEIMS and Enrollment Tracking (ET) to district personnel.
- Train school district personnel to adequately meet the data submission requirement, covering:
 - o Overall data flow
 - o Delivery schedule
 - o Data element definitions
 - o Data submission formats
 - o Editing requirements
 - o Correction cycle
 - o Approval of summary report and error listing
 - o Operation of the web-based TSDS system
 - o Operation of the Enrollment Tracking (ET) System
 - o TSDS Unique ID Corrections
- Consult with districts to assist them in preparing the data submission and to ensure data quality and compliance to schedules
- ESC TSDS staff will coordinate assistance by:
 - o Answering questions about the Texas Education Data Standards (TEDS) and Student Attendance Accounting Handbook
 - o Organizing the data submission schedule

- o Answering questions about the edit and summary reports
- o Organizing the error correction schedule
- o Initiating the final approval of the district's submission to TEA
- o Providing assistance for the optional student GPS Dashboard by either hourly rate or contracted support
- o Providing assistance for the Early Childhood Data System (ECDS) by either hourly rate or contracted amount
- o Training and assistance on TSDS Incident Management System (TIMS)
- o Providing assistance with the Unique Identification System (UID)
- o Assist with issues relating to TEA Login System (TEAL)
- Training and assistance on all Core Collections:
 - o Early Childhood Data System (ECDS)
 - o Expanded Learning Opportunities (ELO)
 - o Residential Facility (RF) Tracker
 - o State Performance Plan Indicator 14 (SPPI-14)
 - o TSDS Classroom Roster Fall Submission
 - o TSDS Classroom Roster Winter Submission

District Responsibilities

- Submit the data required by the current Texas Education Data Standards (TEDS) to the ESC in accordance with the specifications of the data standards.
- Approve the required data (along with the ESC) by the due dates.
- Follow the ESC-established deadlines to allow sufficient time for technical assistance by the ESC.
- Validate/edit the district data file using TSDS.
- Get approval of data file by ESC.
- Correct errors found by the ESC during the editing/validation process in a timely manner.
- Approve the content of the data submission by completion of the SOA by the Superintendent, as available through TSDS.

ESC Region 11 Contact


Coordinator, Management and Information Systems
(817) 740-7704



TSDS Contract
(PEIMS, studentGPS
Dashboard, TIMS, UID,
Core Collections)

Price List — 2021-2022

| TSDS (PEIMS, TIMS, UID, Core Collections) | |
|--|------------|
| Students in District | Fee |
| 1-500 | \$1,700 |
| 501-1,000 | \$2,750 |
| 1,001-2,000 | \$3,800 |
| 2,001-4,000 | \$4,850 |
| 4,001-8,000 | \$5,900 |
| 8,001-16,000 | \$6,950 |
| 16,001-32,000 | \$8,000 |
| 32,001-64,000 | \$9,050 |
| 64,001-128,000 | \$10,100 |



BOARD OF TRUSTEES Agenda Item

MEETING DATE: May 10, 2021

MEETING TYPE:

- Regular Meeting
- Special Meeting

AGENDA ITEM TYPE:

- Action Item
- Non-Action Item

BOARD GOALS (check all that apply)

Academic Goals

- Academic Competitiveness
 - Early Literacy (HB3)
 - Early Math (HB3)
 - Other
- Career Certifications (HB3)

Operational Goals

- Promote Community/School Partnerships
- Fiscal Responsibility
- Safe and Secure Schools

TITLE: Calendars for May and June

RECOMMENDED ACTION: This item for information only.

BOARD POLICY/STATE REGULATION/LAW REFERENCE (if applicable):

OVERVIEW:

See attached calendars.




FISCAL IMPACT: N/A

ATTACHMENTS: May and June Calendars

DEPARTMENT(S) SUBMITTING FORM: Superintendent

DEPARTMENT SIGNATURE/APPROVAL: 

May 2021

| Sunday | Monday | Tuesday | Wednesday | Thursday | Friday | Saturday |
|-----------------------------------|---|---|---|---|---|--|
| | | | | | | 1 Spring Show Drill Team |
| 2 | 3 | 4 | 5 | 6 DSHS Vaccination Clinic @ HS (TBD/3p) Multicultural Block Party @ Ram Stadium 6-8p | 7 UIL State Track & Field @ Austin JH Choir Spring Concert | 8 |
| 9 | 10 Board Workshop 5:30p / Regular Meeting 7:00p HS Spring Choir Concert 7p | 11 HS Spring Band Concert 7-9p | 12 | 13 Scholarship Assembly 7-8p | 14 Drill Team Banquet 6:00 p.m. | 15 |
| 16 | 17 | 18 Academic Awards Ceremony 6p | 19 | 20 Acadmey Graduation 10:30 a.m. FFA Banquet 6:00 p.m. | 21 | 22 CORONATION  PROM |
| 23 Baccalaureate 3 p.m. | 24 | 25 Early Release Secondary JH STUCO Teacher Roast 7p | 26 Early Release  | 27 STAFF WORKDAY | 28 EOY Breakfast & Awards 8am GRADUATION  | 29 |
| 30 | 31 HOLIDAY Memorial Day | | | | | |

June 2021

| Sunday | Monday | Tuesday | Wednesday | Thursday | Friday | Saturday |
|--------|--|---------|-----------|----------|--------|----------|
| | | 1 | 2 | 3 | 4 | 5 |
| 6 | 7 | 8 | 9 | 10 | 11 | 12 |
| 13 | 14 Board Workshop 5:30p / Regular Meeting 7:00p | 15 | 16 | 17 | 18 | 19 |
| 20 | 21 | 22 | 23 | 24 | 25 | 26 |
| | DSC Vacation - Week 1 | | | | | |
| 27 | 28 | 29 | 30 | | | |