

Join from PC, Mac, iOS or Android: <https://esc11.zoom.us/j/84540987693>

Or join by phone:

+54 343 414 5986 or +54 112 040 0447 US Toll

Meeting ID: 845 4098 7693

International numbers available: <https://esc11.zoom.us/j/84540987693>

## Agenda of Regular Board Meeting

### The Board of Trustees Mineral Wells ISD

---

A Regular Board Meeting of the Board of Trustees of Mineral Wells ISD will be held Monday, October 12, 2020, beginning at 6:30 PM in the District Services Complex and via Videoconference.

*Meeting site will be closed to the public.*

In an effort to mitigate the spread of COVID-19 by avoiding meetings that bring people in a group setting, and in accordance with the Texas Governor's Declaration of Disaster enacted March 13, 2020, members of the Mineral Wells ISD Board of Trustees may be participating remotely in compliance with the Texas Open Meetings Act, as temporarily modified by the Texas Governor.

Members of the public may participate only by joining at:

Join from PC, Mac, iOS or Android: <https://esc11.zoom.us/j/84540987693>

Or join by phone:

+54 343 414 5986 or +54 112 040 0447 US Toll

Meeting ID: 845 4098 7693

International numbers available: <https://esc11.zoom.us/j/84540987693>

An electronic copy of the agenda packet is attached to this online notice.

Public comments related to this meeting will be handled as follows: Registration for public comment will be accepted by completing the online form at the registration link below anytime between the time this agenda is posted online and up to 48 hours before the beginning of the board meeting. Registered comments received during this time-frame will be presented to the Board President to be read aloud during the Public Comment portion of the meeting.

The open portions of this meeting will be recorded and made available to the public upon request.

**REGISTRATION FOR PUBLIC COMMENT:** Members of the public who desire to address the board regarding an item on this agenda must **CLICK HERE** to register for public comment. Registration will be accepted anytime between the time this agenda is posted online and up to 48 hours before the beginning of the board meeting.

The subjects to be discussed or considered or upon which any formal action may be taken are listed below. Items do not have to be taken in the same order as shown on this meeting notice. Unless removed from the consent agenda, items identified within the consent agenda will be acted on at one time.

**1. Call to Order/Establish Quorum**

**2. Closed Session - Texas Government Code 551.074**

A. Texas Government Code 551.074

- 1) Employment/Appointment/Reassignment/Evaluation/Compensation/Duties of Personnel
- 2) Renewal/Nonrenewal/Assignment/Reassignment/Probationary Status/Return to Probationary Status/Continuing Status of District Personnel

**3. Open Session - 7:00 p.m.**

**4. Prayer**

**5. Pledges - U.S./Texas Flags**

**6. Mission & Vision Statements**

**7. Public Comment**

**Description:** *Members of the public who desire to address the board regarding an item on this agenda must REGISTER for public comment. Registration will be accepted anytime between the time this agenda is posted online and up to 48 hours before the beginning of the board meeting.*

**8. Special Recognition**

A. Principals Month in Texas

**Presenter:** Dr. John Kuhn, Superintendent

B. Texas Education Human Resources Day

**Presenter:** Dr. John Kuhn, Superintendent

4

**9. President's Report**

**Presenter:** Maria Jones, Board President

A. Team of Eight Training with Rhonda Crass - October 26

**10. Superintendent's Reports**

**Presenter:** Dr. John Kuhn, Superintendent

A. Enrollment Comparison Report

6

B. Evaluation of Bilingual/ESL Program - Carey Carter, ED Curriculum

8

C. 2020 Testing Results: ACT, SAT, AP - ED Curriculum

14

**11. Consent Agenda Items**

A. Monthly Financial Reports and Accounts Payable Listing

15

B. Water/Electricity/Gas Reports	33
C. Annual Investment Report	37
D. Minutes of the September 14, 2020 and September 23, 2020 Meetings of the Board	44
<b>12. Consider Bilingual Education Exception and ESL Waiver</b>	<b>50</b>
<b>Presenter:</b> Carey Carter, Executive Director of Curriculum	
<b>13. Consider Special Education Homebound Waiver</b>	<b>52</b>
<b>Presenter:</b> Carey Carter, Executive Director of Curriculum	
<b>14. Consider Travis Elementary Security Camera Upgrade and Expansion</b>	<b>54</b>
<b>Presenter:</b> Justin Lascsak, Technology Director	
<b>15. Consider Third Party Architectural Consultant Contract</b>	
<b>Presenter:</b> Dr. John Kuhn, Superintendent	
<b>16. Information</b>	
A. Calendars for October and November	59
<b>Presenter:</b> Dr. John Kuhn, Superintendent	
<b>17. Vote on Closed Session Items</b>	
<b>18. Adjournment</b>	



# BOARD OF TRUSTEES Agenda Item

MEETING DATE: October 12, 2020

**MEETING TYPE:**

- Regular Meeting
- Special Meeting

**AGENDA ITEM TYPE:**

- Action Item
- Non Action Item

**DISTRICT GOALS (Check all that apply):**

- Academic Competitiveness
- Competitive Work Force
- Promote Community/School Partnerships
- Fiscal Responsibility
- Safe and Secure Schools

**TITLE:** Texas Education Human Resources Day

**RECOMMENDED ACTION:** This item for information only.

**BOARD POLICY/STATE REGULATION/LAW REFERENCE (if applicable):**


**OVERVIEW:**

Governor Greg Abbott declared October 14, 2020 as Texas Education Human Resources Day to honor the vital role human resources professionals play in today's workforce.

**FISCAL IMPACT:** N/A

**ATTACHMENTS:** Proclamation by Governor Greg Abbott

**DEPARTMENT(S) SUBMITTING FORM:** Superintendent

**DEPARTMENT SIGNATURE/APPROVAL:** 



**STATE OF TEXAS  
OFFICE OF THE GOVERNOR**

In Texas, we understand that our youth are the future of our state and nation. In order for them to fulfill their vast potential, we must ensure that every young Texan receives a challenging, well-rounded education. Across Texas, human resources professionals help students receive the highest quality of education possible by facilitating a quality learning experience and safe environment for students, teachers, and staff.

Human resources professionals working in our schools foster healthy and successful educational environments by hiring the skilled teachers and school staff who will encourage and challenge students to make their dreams a reality. By hiring high-quality staff, providing much-needed services to students, teachers, and administrators, and ensuring the best interests of students and faculty are met, those working in human resources in our schools ensure our students will thrive as they become the future leaders of our state and nation.

At this time, I encourage all Texans to recognize the many contributions of education human resources professionals as they continue to develop effective strategies for success in education, implement best practices for hiring and retaining quality teachers and staff, and take on the new challenges in the best interests of students.

Therefore, I, Greg Abbott, Governor of Texas, do hereby proclaim  
October 14, 2020, to be

**Education Human Resources Day**



In Texas, and urge the appropriate  
recognition whereof.

In official recognition whereof,  
I hereby affix my signature this the  
18<sup>th</sup> day of September, 2020.

  
Governor of Texas



# BOARD OF TRUSTEES Agenda Item

MEETING DATE: October 12, 2020

**MEETING TYPE:**

- Regular Meeting
- Special Meeting

**AGENDA ITEM TYPE:**

- Action Item
- Non Action Item

**DISTRICT GOALS (Check all that apply):**

- Academic Competitiveness
- Competitive Work Force
- Promote Community/School Partnerships
- Fiscal Responsibility
- Safe and Secure Schools

**TITLE:** Enrollment Comparison Report

**RECOMMENDED ACTION:** This item for information only.

**BOARD POLICY/STATE REGULATION/LAW REFERENCE (if applicable):**

**OVERVIEW:**

See Attached Information.

**FISCAL IMPACT:** Rising enrollment results in revenue increase.

**ATTACHMENTS:** Enrollment Report for September

**DEPARTMENT(S) SUBMITTING FORM:** Superintendent

**DEPARTMENT SIGNATURE/APPROVAL:** 

## Mineral Wells I.S.D. Monthly Board Report September 2020 (20 Days of School)

<b>Total # of Students:</b>	3153
<b>Refined ADA:</b>	2919.66
<b>% of Attendance:</b>	96.0%

<b>Campus</b>	<b>Total Student Enrollment</b>	<b>Refined ADA</b>	<b>% Attendance</b>
Mineral Wells H.S.	837	793	96.08%
Academy	20	14.35	67.53%
Mineral Wells Jr High	515	500.5	97.21%
Travis Elementary	660	623.6	95.13%
Houston Elementary	484	466.45	96.89%
Lamar Elementary	637	521.76	96.35%

### 6 Year Enrollment Comparison

<b>Campus</b>	<b>2015-2016</b>	<b>2016-2017</b>	<b>2017-2018</b>	<b>2018-2019</b>	<b>2019-2020</b>	<b>2020-2021</b>
	Sept	Sept	Sept	Sept	Sept	Sept
EE	18	23	26	10	17	16
PK	156	228	216	216	225	141
K	241	201	269	248	270	238
1st	245	243	204	264	250	242
2nd	223	264	222	210	253	243
3rd	268	227	266	230	217	241
4th	263	264	225	247	228	205
5th	218	262	254	229	241	213
6th	225	211	264	261	229	242
7th	234	223	227	263	263	243
8th	234	221	231	224	251	272
9th	281	247	242	253	254	264
10th	241	247	214	204	196	230
11th	204	219	213	196	174	197
12th	195	186	197	202	178	146
Academy	25	32	42	25	16	20
<b>Total</b>	3,271	3,298	3,312	3,282	3262	3153



# BOARD OF TRUSTEES Agenda Item

MEETING DATE: October 12, 2020

**MEETING TYPE:**

- Regular Meeting
- Special Meeting

**AGENDA ITEM TYPE:**

- Action Item
- Non Action Item

**DISTRICT GOALS (Check all that apply):**

- Academic Competitiveness
- Competitive Work Force
- Promote Community/School Partnerships
- Fiscal Responsibility
- Safe and Secure Schools

**TITLE:** Annual Bilingual/ESL Program Evaluation

**RECOMMENDED ACTION:** This item is for information only.

**BOARD POLICY/STATE REGULATION/LAW REFERENCE (if applicable):** TEC 29.053, TEC 29.062  
TAC 89.1265

**OVERVIEW:**

All school districts are required to conduct a bilingual education and/or English as a second language (ESL) program shall conduct an annual evaluation in accordance with Texas Education Code (TEC). The annual evaluation includes a full range of data and is used to determine program effectiveness and to ensure academic success.

**FISCAL IMPACT:** N/A

**ATTACHMENTS:** Bilingual/ESL 2019-2020 Program Evaluation

**DEPARTMENT(S) SUBMITTING FORM:** Executive Director of Curriculum

**DEPARTMENT SIGNATURE/APPROVAL:** *Carey Carter* *[Signature]*



## **Mineral Wells ISD**

### **Bilingual / ESL**

## **2019-2020 Program Evaluation**

The Goal of MWISD Bilingual / English Second Language program is to provide high quality education to each student who is identified as Limited English Proficient through special language programs to ensure equal education opportunity. Our programs are designed to meet the affective, linguistic, and cognitive needs of the identified students.

### **TAC §89.1265**

- (a) All school districts required to conduct a bilingual education or English as a second language (ESL) program shall conduct an annual evaluation in accordance with Texas Education Code (TEC), §29.053, collecting a full range of data to determine program effectiveness to ensure student academic success. The annual evaluation report shall be presented to the board of trustees before November 1 of each year and the report shall be retained at the school district level in accordance with TEC, §29.062.
- (b) Annual school district reports of educational performance shall reflect:
- (1) the academic progress in the language(s) of instruction for English learners;
  - (2) the extent to which English learners are becoming proficient in English;
  - (3) the number of students who have been exited from the bilingual education and ESL programs; and
  - (4) the number of teachers and aides trained and the frequency, scope, and results of the professional development in approaches and strategies that support second language acquisition.
- (c) In addition, for those school districts that filed in the previous year and/or will be filing a bilingual education exception and/or ESL waiver in the current year, the annual district report of educational performance shall also reflect:
- (1) the number of teachers for whom an exception or waiver was/is being filed;
  - (2) the number of teachers for whom an exception or waiver was filed in the previous year who successfully obtained certification; and
  - (3) the frequency and scope of a comprehensive professional development plan, implemented as required under §89.1207 of this title (relating to Bilingual Education Exceptions and English as a Second Language Waivers), and results of such plan if an exception and/or waiver was filed in the previous school year.

## **TELPAS Summary Report**

The following is a summary of the Texas English Language Proficiency Assessment System (TELPAS) Report for the 2019 - 2020 school year. Due to Covid-19, not all students were administered TELPAS.

Thirty-five fourth graders were administered the online reading test. Six scored beginning, 49 scored intermediate, 31 scored advanced and 14 scored advanced high.

Thirty-two fifth graders were administered a portion of the TELPAS. Only eleven were administered all four sections and were able to receive a composite rating. 45% scored a rating of advanced high, 36% of advanced and 18% of intermediate. 73% of the 11 students that received a composite rating progressed one or more proficiency levels.

Twenty-two sixth graders were administered three portions of the TELPAS.

### **Administrative Response to 2019 - 2020 TELPAS Results:**

- All English Language Learners are expected to grow at least one level annually in the areas of listening, speaking, reading, and writing, as measured through TELPAS. This is also measured on State Accountability in Domain 3.
- The Language Proficiency Assessment Committee (LPAC) Administrator, will attend LPAC training (beginning, middle, and end-of year, i.e. BOY/MOY/EOY) annually.
- Campus goal setting for ELLs performance on TELPAS and STAAR is included in campus improvement plan.
- Teacher attendance at professional development focused on the TELPAS proficiency level descriptors of each language domain will be required at each campus.
- Structured supports and processes will be put in place at all schools to accelerate the academic and language learning of newcomer and immigrant students.
- At the secondary level (grades 7-12), the requirement for all ELAR teachers to earn ESL certification.
- Continue to monitor the performance of TELPAS raters on state training/calibration activities.

## **STAAR Summary Report**

Due to Covid-19, STAAR was not administered during the 2019-2020 school year.

## Students Exited from Bilingual / ESL Program

At the end of the school year, a district may reclassify an English Learner (EL) as English proficient for the first time or a subsequent time if the student is able to participate equally in a regular all-English instruction program as determined by satisfactory performance in all three assessment areas below and the results of a subjective teacher evaluation. The List of Approved Tests for Assessment of English Learners available on the following web page: <http://tea.texas.gov/bilingual/esl/education/>

ELs may be exited no earlier than at the end of first grade based on 19 TAC §89.1225(j).

Students for whom the LPAC recommends the use of Oral Administration, Content and Language Supports, or Extra Time as an accommodation for any reading or writing assessment, may not be considered for exit at the end of the school year.

At the end of 2019 - 2020, eleven students met the criteria for exit and were reclassified as non-EL students. They are now listed as first year monitor students and will continue to be monitored for 5 years to ensure they are making progress.

The charts below outline adjustments to the general 2019-2020 English Learner Reclassification Criteria

<b>2019–2020 English Learner Reclassification Criteria Chart (Revised)</b>	
At the end of the school year, an LEA may reclassify an English learner (EL) as English proficient if the student is able to participate equally in a general all-English instructional program with no second language acquisition supports as determined by satisfactory performance in the assessment options below and the results of a subjective teacher evaluation using the <i>State’s English Learner Reclassification Rubric</i> .	
	<b>1<sup>st</sup> through 12<sup>th</sup> Grades</b>
<b>English Language Proficiency Assessment</b>	<b>OPTION 1<sup>1</sup>:</b> 2019-2020 TELPAS <b>Advanced High</b> in each domain of Listening, Speaking, Reading and Writing (extended assessment window through May 29 <sup>th</sup> )
	<b>OPTION 2<sup>2</sup>:</b> <a href="#">LAS Links Assessment</a> <b>Fluent level</b> Grade 1: in both Listening and Speaking Grades 2-12: in each domain of Listening, Speaking, Reading and Writing (extended assessment timeline through the first 30 calendar days of the 2020-2021 school year)
<b>State Standardized Reading Assessment</b>	<i>STAAR requirements (for grades 3-10) waived by the State; Norm-Referenced Standardized Achievement Test requirement (for grades 1, 2, 11, and 12) waived</i>
<b>Subjective Teacher Evaluation</b>	Form: <a href="#">English Learner Reclassification Rubric</a>
<p><sup>1</sup> Option 1: The LEA completes TELPAS assessment of each domain. This fulfills the original English Language Proficiency Assessment component of the reclassification criteria. Priority should be given to students who have demonstrated potential for reclassification.</p> <p><sup>2</sup> Option 2: The LEA does not complete TELPAS assessment of each domain. The LEA assesses English learners who have demonstrated potential for reclassification using the <a href="#">LAS Links Assessment</a>. The LEA may choose to utilize Option 2 for grades 2-12, but may decide to utilize Option 1 for grade 1 only by completing the TELPAS holistic ratings for grade 1.</p> <p>*Students for whom the LPAC recommended (or would have recommended) the use of Oral Administration, Content and Language Supports, or Extra Time as designated supports for English reading or English EOC assessments, may not be considered for reclassification.</p> <p>**The LPAC shall monitor the academic progress of each student who has met reclassification criteria during the first two years after reclassification.</p>	

## **Professional Development 2019-2020**

Ongoing – 5 Teachers

- Esperanza Training
- Multisensory, sequential, systematic approach to Spanish Literacy

August 12 – LAS Links TOT Training

September 5 – LPAC Leaders

- LPAC Framework Training
- LPAC Processes and Procedures

September 13 – LPAC Leaders

- TETN: 2020 TELPAS/Alternate Assessments Fall Update

September 25 – Bilingual/ESL Directors Advisory Meeting

September 25, 2019 – Talk, Read, Write

October 18 – TELPAS / TELPAS ALT Training

TABE Conference

November 3-5 Assessment Conference

November 14 LPAC Decision Making Training

April 14, May 19 – LEP Director's Meeting

April 23, 28 – LAS Links Training

June 22 - Diversity Training

July 15-16, 2020 – Toma la palabra

July 30, 2020 – Optimizando y enriqueciendo el desarrollo de la lecto escritura

### **§89.1205. Required Bilingual Education and English as a Second Language Programs**

Each school district that has an enrollment of 20 or more English learners in any language classification in the same grade level district-wide shall offer a bilingual education program for the English learners in prekindergarten through the elementary grades who speak that language. "Elementary grades" shall include at least prekindergarten through Grade 5; sixth grade shall be included when clustered with elementary grades.

### **§89.1207. Bilingual Education Exceptions and English as a Second Language Waivers.**

Exceptions. A school district that is unable to provide a bilingual education program as required by §89.1205 because of an insufficient number of appropriately certified teachers shall request from the commissioner of education an exception to the bilingual education program and the approval of an alternative program. The approval of an exception to the bilingual education program shall be valid only during the school year for which it was granted. A request for a bilingual education program exception must be submitted by November 1.

During the 2020-2021 school year, Mineral Wells ISD will not submit a bilingual waiver. MWISD will write for a bilingual exception for grade 6. Grades PK – 8 and 9-12 are fully staffed with ESL certified teachers.



# BOARD OF TRUSTEES Agenda Item

MEETING DATE: October 12, 2020

**MEETING TYPE:**

- Regular Meeting
- Special Meeting

**AGENDA ITEM TYPE:**

- Action Item
- Non Action Item

**DISTRICT GOALS (Check all that apply):**

- Academic Competitiveness
- Competitive Work Force
- Promote Community/School Partnerships
- Fiscal Responsibility
- Safe and Secure Schools

**TITLE:** 2020 Testing Results – ACT, SAT, AP

**RECOMMENDED ACTION:** This item for information only.

N/A

**BOARD POLICY/STATE REGULATION/LAW REFERENCE (if applicable):**

**OVERVIEW:**

2019-2020 ACT Information

- Mineral Wells ISD had 12 students take the ACT between July 2019 and June 2020.
- The ACT composite score is an average of all four tests (English, Math, Science, and Reading)
- The average state composite score was 21.0
- The average MWISD composite score was 17.0
- A score of 24 is in the 75th percentile and a score of 20 is in the 50th percentile

2019-2020 SAT Information

- Mineral Wells ISD had 53 SAT tests taken by students; 17 during the school day test administration
- Average Mineral Wells score is 980 (slightly lower than 2018-2019); State average is 1100
- A score of 1060 is in the 50th percentile and a score 1170 is in the 70th percentile

2020 AP Testing Information

- In 2020 all AP exams were administered online by College Board, 7 AP Exams were taken
- 0 students received score of 5
- 1 Students received score of 4

**FISCAL IMPACT:** N/A

**ATTACHMENTS:** None

**DEPARTMENT(S) SUBMITTING FORM:** Executive Director of Curriculum

**DEPARTMENT SIGNATURE/APPROVAL:** Carrey Carter [Signature]



# BOARD OF TRUSTEES Agenda Item

MEETING DATE: October 12, 2020

**MEETING TYPE:**

- Regular Meeting  
 Special Meeting

**AGENDA ITEM TYPE:**

- Action Item  
 Non Action Item

**DISTRICT GOALS (Check all that apply):**

- Academic Competitiveness  
 Competitive Work Force  
 Promote Community/School Partnerships  
 Fiscal Responsibility  
 Safe and Secure Schools

**TITLE:** Monthly Financial Reports and Accounts Payable Listing

**RECOMMENDED ACTION:** It is recommended that the monthly Financial Reports and Accounts Payable Listing be approved as presented.

**BOARD POLICY/STATE REGULATION/LAW REFERENCE (if applicable):**

**OVERVIEW:**

See attached information.

**FISCAL IMPACT:** Variable revenue and expenditures to District

**ATTACHMENTS:** Tax Receipt Report; Financial Statement; AP Listing

**DEPARTMENT(S) SUBMITTING FORM:** Business and Finance

**DEPARTMENT SIGNATURE/APPROVAL:**

**OCTOBER 12, 2020 BOARD MEETING  
2019-2020 TAX COLLECTIONS  
As Of August 31, 2020**

<b>MAINTENANCE &amp; OPERATIONS</b>						
	LEVY	MONTHLY ACTIVITY	PRIOR ACTIVITY	YEAR-TO-DATE ACTIVITY	BALANCE DUE	YEAR-TO-DATE PERCENTAGE COLLECTED
CURRENT TAXES	\$ 8,736,821.00	\$ 67,093.61	\$ 8,710,130.35	\$ 8,777,223.96	\$ (40,402.96)	100.46%
DELINQUENT TAXES	\$ 230,778.00	\$ 16,232.53	\$ 227,981.22	\$ 244,213.75	\$ (13,435.75)	105.82%
PENALTY & INTEREST	\$ 145,978.00	\$ 17,876.62	\$ 126,983.97	\$ 144,860.59	\$ 1,117.41	99.23%
GRAND TOTAL	\$ 9,113,577.00	\$ 101,202.76	\$ 9,065,095.54	\$ 9,166,298.30	\$ (52,721.30)	100.58%

<b>INTEREST &amp; SINKING</b>						
	LEVY	MONTHLY ACTIVITY	PRIOR ACTIVITY	YEAR-TO-DATE ACTIVITY	BALANCE DUE	YEAR-TO-DATE PERCENTAGE COLLECTED
CURRENT TAXES	\$ 2,702,093.00	\$ 20,750.49	\$ 2,693,837.37	\$ 2,714,587.86	\$ (12,494.86)	100.46%
DELINQUENT TAXES	\$ 57,522.00	\$ 3,721.86	\$ 54,020.24	\$ 57,742.10	\$ (220.10)	100.38%
PENALTY & INTEREST	\$ 34,947.00	\$ 5,033.86	\$ 34,065.61	\$ 39,099.47	\$ (4,152.47)	111.88%
GRAND TOTAL	\$ 2,794,562.00	\$ 29,506.21	\$ 2,781,923.22	\$ 2,811,429.43	\$ (16,867.43)	100.60%

**MINERAL WELLS INDEPENDENT SCHOOL DISTRICT  
CASH POSITION**

**FOR PERIOD ENDING AUGUST 31, 2020**

GENERAL FUND	\$ 7,018,310.81
FOOD SERVICE	\$ 3,190.10
SPECIAL REVENUE	\$ 1,050,352.32
INTEREST & SINKING	\$ 4,848.95
INSURANCE FUND	\$ 388,258.38
WORKERS' COMPENSATION	\$ 109.55
TRUST & AGENCY FUND	\$ 183,768.11
PAYROLL	<u>\$ (64,829.53)</u>
<b>TOTAL</b>	<b>\$ 8,584,008.69</b>

<u>Lone Star Investment</u>	
General Fund	\$ 7,140.76
Food Service Fund	\$ 3.85
Interest & Sinking	\$ 0.05
Insurance Fund	<u>\$ 93,148.30</u>
<b>TOTAL INVESTMENTS</b>	<b>\$ 100,292.96</b>

<u>Fnd</u>	<u>Fnd</u>	CASH <u>RECEIVED</u>	2019-2020 <u>Budget</u>	<u>Balance</u>
180	CO-CURRICULAR	151,410.49	134,762.00	-16,648.49
199	GENERAL FUND	32,954,676.24	32,091,220.00	-863,456.24
211	TITLE I, PART A	978,795.58	1,095,473.00	116,677.42
240	FOOD SERVICE	1,967,358.65	2,081,975.00	114,616.35
244	CARL PERKINS BASIC FORM. GRANT	54,994.00	54,994.00	0.00
255	TITLE II, PART A-SUP EFF INSTR	123,187.55	139,414.00	16,226.45
263	Title III, PART A-ELA	38,114.67	40,623.00	2,508.33
270	TITLE V,B,SP 2, RLIS	45,185.07	81,167.00	35,981.93
289	FEDERALLY FUNDED SPECIAL REV	77,431.29	83,220.00	5,788.71
313	IDEA-B FORMULA	1,041,290.48	1,152,601.00	111,310.52
314	IDEA-B PRESCHOOL	37,890.00	37,890.00	0.00
397	ADVANCED PLACEMENT INCENTIVES	26.46	0.00	-26.46
410	STATE TEXTBOOK FUND	513,171.67	0.00	-513,171.67
429	STATE FUNDED SPECIAL REVENUE	2,100.00	0.00	-2,100.00
437	SPECIAL EDUCATION	897,570.92	0.00	-897,570.92
455	SHARS-MEDICAID	536,992.06	0.00	-536,992.06
461	CAMPUS ACTIVITY FUND	25,955.12	0.00	-25,955.12
599	DEBT SERVICE	3,580,499.55	3,717,050.00	136,550.45
660	CAPITAL PROJECTS	17.17	0.00	-17.17
753	INSURANCE FUND	4,526.55	0.00	-4,526.55
829	SCHOLARSHIP FUND	14,539.93	0.00	-14,539.93
<b>Grand Revenue Totals</b>		<b>43,045,733.45</b>	<b>40,710,389.00</b>	<b>-2,335,344.45</b>

Number of Accounts: 98

\*\*\*\*\* End of report \*\*\*\*\*

Fnd	Fnd	2019-2020			Balance
		Expended	Encumbered	Budget	
180	CO-CURRICULAR	1,261,083.77	0.00	1,227,168.00	-33,915.77
199	GENERAL FUND	30,205,324.68	0.00	30,998,814.00	793,489.32
211	TITLE I, PART A	1,059,399.14	0.00	1,095,473.00	36,073.86
240	FOOD SERVICE	2,091,807.87	0.00	2,081,975.00	-9,832.87
244	CARL PERKINS BASIC FORM. GRANT	56,714.00	0.00	54,994.00	-1,720.00
255	TITLE II, PART A-SUP EFF INSTR	133,747.35	0.00	139,414.00	5,666.65
263	Title III, PART A-ELA	39,365.02	0.00	40,623.00	1,257.98
266	ESSER GRANT	363,047.78	0.00	0.00	-363,047.78
270	TITLE V, B, SP 2, RLIS	45,185.07	0.00	81,167.00	35,981.93
276	INSTRUCTIONAL CONTINUITY	10,499.97	0.00	0.00	-10,499.97
289	FEDERALLY FUNDED SPECIAL REV	77,431.29	0.00	83,220.00	5,788.71
313	IDEA-B FORMULA	1,124,126.53	0.00	1,152,601.00	28,474.47
314	IDEA-B PRESCHOOL	37,890.00	0.00	37,890.00	0.00
397	ADVANCED PLACEMENT INCENTIVES	26.46	0.00	0.00	-26.46
410	STATE TEXTBOOK FUND	513,171.67	0.00	0.00	-513,171.67
429	STATE FUNDED SPECIAL REVENUE	2,100.00	0.00	0.00	-2,100.00
437	SPECIAL EDUCATION	1,058,410.59	0.00	0.00	-1,058,410.59
455	SHARS-MEDICAID	613,198.25	0.00	0.00	-613,198.25
461	CAMPUS ACTIVITY FUND	15,530.87	0.00	0.00	-15,530.87
599	DEBT SERVICE	3,717,050.02	0.00	3,717,050.00	-0.02
660	CAPITAL PROJECTS	17.17	0.00	0.00	-17.17
829	SCHOLARSHIP FUND	15,000.00	0.00	0.00	-15,000.00
Grand Expense Totals		42,440,127.50	0.00	40,710,389.00	-1,729,738.50

Number of Accounts: 1867

\*\*\*\*\* End of report \*\*\*\*\*

Fnd T Fn Obj Sb Org F Pr L L2 Obj	2019-2020	YTD	Encumbered	Unencumbered
	BUDGET	EXPENDED	Amount	Balance
XXX E 00 ----	488,651.00	226,006.22	0.00	262,644.78
XXX E 11 ----	18,488,644.00	18,310,519.97	0.00	178,124.03
XXX E 12 ----	1,344,711.00	1,306,069.74	0.00	38,641.26
XXX E 13 ----	306,043.00	280,973.44	0.00	25,069.56
XXX E 21 ----	134,502.00	114,729.15	0.00	19,772.85
XXX E 23 ----	2,341,705.00	2,319,432.83	0.00	22,272.17
XXX E 31 ----	573,748.00	553,061.68	0.00	20,686.32
XXX E 33 ----	388,393.00	368,254.60	0.00	20,138.40
XXX E 34 ----	1,054,384.00	1,010,134.45	0.00	44,249.55
XXX E 35 ----	2,112,925.00	2,117,757.87	0.00	-4,832.87
XXX E 36 ----	1,325,625.00	1,284,427.01	0.00	41,197.99
XXX E 41 ----	1,358,184.00	1,344,644.66	0.00	13,539.34
XXX E 51 ----	3,110,789.00	3,081,305.42	0.00	29,483.58
XXX E 52 ----	70,879.00	50,743.17	0.00	20,135.83
XXX E 53 ----	206,726.00	186,608.51	0.00	20,117.49
XXX E 71 ----	3,957,697.00	3,959,196.52	0.00	-1,499.52
XXX E 81 ----	13,500.00	13,500.00	0.00	0.00
XXX E 93 ----	645,401.00	645,401.00	0.00	0.00
XXX E 97 ----	102,500.00	102,500.10	0.00	-0.10
<b>Grand Expense Totals</b>	<b>38,025,007.00</b>	<b>37,275,266.34</b>	<b>0.00</b>	<b>749,740.66</b>

Number of Accounts: 1613

\*\*\*\*\* End of report \*\*\*\*\*

<u>VENDOR</u>	<u>INVOICE NUMBER</u>	<u>INVOICE DESCRIPTION</u>	<u>CHECK DATE</u>	<u>CHECK NUMBER</u>	<u>CHE TYP</u>	<u>AMOUNT</u>
INTERGRATED SYSTEMS	0709244	2020-2021 SKYWARD HOSTING SERVICES	09/01/2020	90745	R	5,830.00
SCARBROUGH, MEDLIN & SKYWARD, INC	182-903-20 Multiple	2020-2021 POLICY RENEWAL Multiple Invoices	09/01/2020	90746	R	303,382.00
ECAMPUS SYSTEMS, A D	2008 12-18	TARDY	09/01/2020	90747	R	62,956.67
TAGT	10104	TAGT Membership for Natalie Griffin	09/01/2020	90748	R	850.00
TASA	131866	TAGT Membership for Natalie Griffin	09/01/2020	90749	R	70.00
TASSP	Multiple	Membership Renewal 2020-2021 - Order #53263 David Tarver	09/01/2020	90750	R	369.00
TEPSA	Multiple	Multiple Invoices	09/01/2020	90751	R	765.00
WORKERS' COMPENSATIO	0901	Multiple Invoices	09/01/2020	90752	R	788.00
SOUTHWEST FORD	0903	2020-2021 WORKERS' COMP PREMIUM	09/01/2020	90753	R	65,390.07
ACE HARDWARE OF MINE	Multiple	TRANSPORTATION - VEHICLE PURCHASE 2020 FORD F-250	09/03/2020	90754	R	46,440.90
ALERT SERVICES INC	Multiple	Multiple Invoices	09/09/2020	90755	R	279.75
AT&T MOBILITY	Multiple	Multiple Invoices	09/09/2020	90756	R	1,607.00
BARKER, CAEDEN	0828	Multiple Invoices	09/09/2020	90757	R	1,892.53
BENNETT'S OFFICE SUP	Multiple	FOOTBALL GAME WORKER 8/28/2020	09/09/2020	90758	R	35.00
BILL'S DIESEL & WREC	3749	Multiple Invoices	09/09/2020	90759	R	2,625.34
DUDLEY, UNDR	0828	INSPECTION FEE	09/09/2020	90760	R	7.00
EAGLE SOUND, INC.	16976	FOOTBALL OFFICIAL 8/28/2020	09/09/2020	90761	R	120.00
EASTMAN, JOE	0828	Battery, TEKK walkie talkies	09/09/2020	90762	R	99.99
EDUCATION SERVICE CT	3002100043	FOOTBALL GAME WORKER 8/28/20	09/09/2020	90763	R	100.00
EDUCATION ADVANCE, I	10899	2020-2021 MRPC INSTRUCTIONAL SUPPLIES CATALOG & TECHNOLOGY CATALOG	09/09/2020	90764	R	200.00
EQUITY CENTER	0901	2020-2021 SERVICE SUBSCRIPTION	09/09/2020	90765	R	7,550.00
GILBERT, SANDRA	0831	2020-2021 MEMBERSHIP FEE	09/09/2020	90766	R	3,211.00
GOODPASTURE, RON	0908	FOOTBALL GAME WORKER 8/28/2020	09/09/2020	90767	R	50.00
GRAHAM ISD	002-2020	VOLLEYBALL OFFICIAL 09/1/2020	09/09/2020	90768	R	125.00
HART, DOUG	0908	5AAAA - DUES FOR 2020-2021	09/09/2020	90769	R	5,400.00
HATCHER, KEELI	0828	SECURITY 9/4/2020	09/09/2020	90770	R	125.00
HATCHER, KELS	0828	VOLLEYBALL OFFICIAL 8/28/2020	09/09/2020	90771	R	140.00
HATCHER, TODD	0908	VOLLEYBALL OFFICIAL 8/28/2020	09/09/2020	90772	R	140.00
HAYES, DONALD	0828	VOLLEYBALL OFFICIAL 9/1/2020	09/09/2020	90773	R	140.00
Hellie, Ilona	0831	VOLLEYBALL OFFICIAL 8/28/2020	09/09/2020	90774	R	110.00
HIGH SCHOOL	0908	TRAVEL REIMBURSEMENT	09/09/2020	90775	R	7.36
HOGUE, DENNIS	0828	REIMB CK #11354,11358,11356	09/09/2020	90776	R	734.00
HOLIDAY HILLS COUNTR	126	FOOTBALL GAME WORKER 8/28/2020	09/09/2020	90777	R	25.00
INTERGRATED SYSTEMS	0709689	FEE	09/09/2020	90778	R	1,000.00
INTERSTATE BILLING S	Multiple	2020-2021 SKYWARD HOSTING SERVICES	09/09/2020	90779	R	9,711.00
JONES, RODERICK	0828	Multiple Invoices	09/09/2020	90780	R	1,762.76
JUDD, PENNY	0908	FOOTBALL OFFICIAL 8/28/2020	09/09/2020	90781	R	120.00
KYOCERA DOCUMENT SOL	Multiple	SECURITY 9/1/2020	09/09/2020	90782	R	125.00
LEASOR CRASS, P.C.	Multiple	Multiple Invoices	09/09/2020	90783	R	4,024.84
LIBRARYTRAC LLC	1986	SUPPLIES	09/09/2020	90784	R	460.50
LIGHT, WALLACE	Multiple	Multiple Invoices	09/09/2020	90785	R	200.00
MAXWELL, STEFAN	0828	Multiple Invoices	09/09/2020	90786	R	150.00
MENDEZ, JONATHAN	0828	FOOTBALL OFFICIAL 8/28/2020	09/09/2020	90787	R	120.00
	0828	FOOTBALL GAME WORKER	09/09/2020	90788	R	25.00

VENDOR	INVOICE NUMBER	INVOICE DESCRIPTION	CHECK DATE	CHECK NUMBER	CHE TYP	AMOUNT
		8/28/2020				
MITCHELL, JENNIFER	0828	FOOTBALL GAME WORKER	09/09/2020	90789	R	35.00
		8/28/2020				
MONZON, KATHERINE	0831	FOOTBALL GAME WORKER	09/09/2020	90790	R	50.00
		8/28/2020				
NAPA AUTOMOTIVE PART OVERDRIVE, INC.	Multiple 10264CS202	Multiple Invoices SUPPLIES	09/09/2020	90791	R	101.32 216.00
PALO PINTO COUNTY LI	1460	2020-2021 PARKING LOT RENT	09/09/2020	90793	R	10,000.00
PARKER, DONNA	0828	FOOTBALL GAME WORKER	09/09/2020	90794	R	100.00
		8/28/2020, VOLLEYBALL GAME WORKER 8/18,21				
PEAK UP TIME	57590	Monthly backup service	09/09/2020	90795	R	701.88
		09/01/2020				
PITNEY BOWES	3311816115	POSTAGE METER RENTAL	09/09/2020	90796	R	170.13
PITNEY BOWES, INC.	1016238881	POSTAGE METER RENTAL	09/09/2020	90797	R	165.00
POOLE, JEFFERY	0908	SECURITY 9/4/2020	09/09/2020	90798	R	125.00
RAMOS, ROBERT	0828	FOOTBALL OFFICIAL 8/28/2020	09/09/2020	90799	R	120.00
RHODES, EMILY	Multiple	Multiple Invoices	09/09/2020	90800	R	250.00
RIDDLE, SETH	0909	SUPPLIES	09/09/2020	90801	R	30.98
ROBERTS, COREY	0828	FOOTBALL OFFICIAL 8/28/2020	09/09/2020	90802	R	120.00
SALAZAR, JOE JR	0828	FOOTBALL GAME WORKER	09/09/2020	90803	R	25.00
		8/28/2020				
SCRIPPS NATIONAL SPE	SK32-35549	Enrollment Spelling Bee	09/09/2020	90804	R	182.50
SIEVERT, TYLER	0828	FOOTBALL OFFICIAL 8/28/2020	09/09/2020	90805	R	120.00
SMETHERS, DELENA	0828	FOOTBALL GAME WORKER	09/09/2020	90806	R	50.00
		8/28/2020				
STEINFELS, RONALD	0908	VOLLEYBALL OFFICIAL 9/1/2020	09/09/2020	90807	R	125.00
STIMMEL, BILL	0828	FOOTBALL OFFICIAL 8/28/2020	09/09/2020	90808	R	120.00
TASA	133240	DUES	09/09/2020	90809	R	660.00
TASSP	Multiple	Multiple Invoices	09/09/2020	90810	R	510.00
TEPSA	0908	Renew TEPSA Membership 20-21	09/09/2020	90811	R	1,032.00
TEXAS TECH UNIVERSIT	605462	CBE	09/09/2020	90812	R	25.00
TEXAS ASSOCIATION OF	0909	DUES	09/09/2020	90813	R	800.00
THE LONE STAR NEWS G	174	PROP TAX RATE - ACCT #3366	09/09/2020	90814	R	315.00
TRAMMELL, BRENDA	0828	VOLLEYBALL GAME WORKER	09/09/2020	90815	R	225.00
		8/18,21/28				
WALMART COMMUNITY BR	Multiple	Multiple Invoices	09/09/2020	90816	R	918.95
WALSH GALLEGOS TREVI	Multiple	Multiple Invoices	09/09/2020	90817	R	796.50
WASTE CONNECTIONS LO	Multiple	Multiple Invoices	09/09/2020	90818	R	6,070.54
WESTERN PSYCHOLOGICA	WPS-301664	SHIPPING & HANDLING CHARGES	09/09/2020	90819	R	5.00
WILSON SPORTS INSURA	HS-2020	2020-2021 STUDENT/ATHLETIC INSURANCE PREMIUM	09/09/2020	90820	R	22,850.00
AGILE SPORTS TECHNOL	INV0095179	SUBSCRIPTION	09/15/2020	90821	R	7,750.00
AIRGAS USA, LLC	9973568294	Supplies Torres	09/15/2020	90822	R	51.10
ANDREATTA, KELLY	0915	FOOTBALL GAME WORKER	09/15/2020	90823	R	25.00
		9/10/2020				
BARKER, CAEDEN	0915	FOOTBALL GAME WORKER 9/4,11	09/15/2020	90824	R	70.00
BENNETT'S OFFICE SUP	0237034-00	COPIER RENTAL	09/15/2020	90825	R	1,266.00
BULLOCK, JONATHAN	0915	FOOTBALL OFFICIAL 9/4/2020	09/15/2020	90826	R	120.00
CARLTON, WESLEY	0915	FOOTBALL OFFICIAL 9/4/2020	09/15/2020	90827	R	120.00
CDW-G	ZZF5180	QUOTE #LPXL365 - WD ELEMENTS PORTABLE WDBUZG0010BBK HARD DRIVE #4580267 FOR RENA HEARN	09/15/2020	90828	R	56.04
C E S D	34387	Registration for virtual Dyslexia conference for Kris Beasley	09/15/2020	90829	R	2,280.00

<u>VENDOR</u>	<u>INVOICE NUMBER</u>	<u>INVOICE DESCRIPTION</u>	<u>CHECK DATE</u>	<u>CHECK NUMBER</u>	<u>CHE TYP</u>	<u>AMOUNT</u>
CITY WATER WORKS	0831	SERVICES	09/15/2020	90830	R	9,833.78
COMPLIANCE CONSORTIU	20090406	TRANSPORTATION - EMPLOYEE DRUG TESTING	09/15/2020	90831	R	87.00
DE LAGE LANDEN PUBLI	Multiple	Multiple Invoices	09/15/2020	90832	R	35,310.96
EASTMAN, JOE	0915	FOOTBALL GAME WORKER 9/4,11	09/15/2020	90833	R	200.00
EICHELBAUM WARDELL H	70007	ANNUAL RETAINER FEE	09/15/2020	90834	R	750.00
ELLISON, TERRY	0915	FOOTBALL OFFICIAL 09/10/2020	09/15/2020	90835	R	85.00
FARMER, THOMAS	0915	FOOTBALL OFFICIAL 09/10/2020	09/15/2020	90836	R	85.00
FULCHER, WILLIE	0915	FOOTBALL OFFICIAL 9/4/2020	09/15/2020	90837	R	120.00
GILBERT, SANDRA	0915	FOOTBALL GAME WORKER 9/4,11	09/15/2020	90838	R	100.00
GLOVER, BRANDON	0915	SECURITY 9/11/2020	09/15/2020	90839	R	125.00
HIGH SCHOOL	0915	REIMB CK #11361,11362,11363,11359,11364	09/15/2020	90840	R	1,034.00
HOGUE, DENNIS	0915	FOOTBALL GAME WORKER 9/4,11	09/15/2020	90841	R	50.00
HUDSON ENERGY SERVIC	S200908000	SERVICE	09/15/2020	90842	R	52,748.00
HUNT, DALE	0915	FOOTBALL OFFICIAL 09/4/2020	09/15/2020	90843	R	120.00
JIVE COMMUNICATIONS,	IN70000089	SERVICE	09/15/2020	90844	R	6,002.29
JUDD, PENNY	0915	SECURITY 9/11/2020	09/15/2020	90845	R	100.00
KYOCERA DOCUMENT SOL	Multiple	Multiple Invoices	09/15/2020	90846	R	824.56
LIGHT, WALLACE	0915	FOOTBALL GAME WORKER 9/4,11 SECURITY 9/10,11	09/15/2020	90847	R	275.00
LONE STAR NEWS GROUP	00246153	BUS PROPOSALS - ACCT# 07101153	09/15/2020	90848	R	189.30
LORANCE, JEREMY	0915	FOOTBALL OFFICIAL 09/10/2020	09/15/2020	90849	R	85.00
MATTHEWS, DANIEL	0915	FOOTBALL OFFICIAL 9/4/2020	09/15/2020	90850	R	120.00
MENDEZ, JONATHAN	0915	FOOTBALL GAME WORKER 9/4,11	09/15/2020	90851	R	50.00
MINERAL WELLS JR. HI	0915	REIMB CK #826	09/15/2020	90852	R	182.50
MITCHELL, JENNIFER	0915	FOOTBALL GAME WORKER 9/4,11	09/15/2020	90853	R	70.00
MONZON, KATHERINE	015	FOOTBALL GAME WORKER 9/4,11	09/15/2020	90854	R	100.00
MR. C INC.	20834	TRANSPORTATION - FUEL PURCHASE	09/15/2020	90855	R	1,509.09
N-TUNE	Multiple	Multiple Invoices	09/15/2020	90856	R	2,676.94
OGBURN'S TRUCK PARTS	860645	TRANSPORTATION - PARTS	09/15/2020	90857	R	1,458.05
PARKER, DONNA	0915	FOOTBALL GAME WORKER 9/4,11	09/15/2020	90858	R	100.00
PITNEY BOWES	3311917559	POSTAGE METER RENTAL	09/15/2020	90859	R	621.33
POULIN, ROBERT	#2020001	DESIGN	09/15/2020	90860	R	500.00
PRECISION BUSINESS M	99975	Precision CAre Agreement on VQ Perfecta 2400, Design Center	09/15/2020	90861	R	650.00
QUILL	Multiple	Multiple Invoices	09/15/2020	90862	R	467.93
RAGLAND, JERRY	0915	FOOTBALL GAME WORKER 9/10/2020	09/15/2020	90863	R	25.00
RAPTOR TECHNOLOGIES,	62836 RN	One Year Raptor 6 Annual Access Fee Renewal & Raptor Line API Suite	09/15/2020	90864	R	675.00
RENAISSANCE LEARNING	INV5181513	AR reading program for Library	09/15/2020	90865	R	4,146.25
RIDDELL / ALL AMERIC	951087650	SUPPLIES	09/15/2020	90866	R	1,142.91
RIDDLE, SETH	0915	MEMBERSHIP	09/15/2020	90867	R	40.00
ROMEO MUSIC	57002	SUPPLIES	09/15/2020	90868	R	1,070.00
SALAZAR, JOE JR	0915	FOOTBALL GAME WORKER 9/4,10,11	09/15/2020	90869	R	75.00
SCRIPPS NATIONAL SPE	SK32-35606	Spelling Bee for Houston Elementary	09/15/2020	90870	R	175.00
SMETHERS, DELENA	0915	FOOTBALL GAME WORKER 9/4,11	09/15/2020	90871	R	100.00
TABC	0915	MEMBERSHIPS	09/15/2020	90872	R	175.00

<u>VENDOR</u>	<u>INVOICE NUMBER</u>	<u>INVOICE DESCRIPTION</u>	<u>CHECK DATE</u>	<u>CHECK NUMBER</u>	<u>CHE TYP</u>	<u>AMOUNT</u>
TASB	Multiple	Multiple Invoices	09/15/2020	90873	R	5,425.00
TEXAS DEPT OF PUBLIC	CRS-202008	Invoice Number CRS-202008-199257 Dated 8/31/2020	09/15/2020	90874	R	13.00
TEXAS EDUCATION NEWS	0915	SUPPLIES	09/15/2020	90875	R	215.00
TEXAS GIRLS COACHES	0915	MEMBERSHIPS	09/15/2020	90876	R	560.00
TEXAS HIGH SCHOOL CO	0915	MEMBERSHIPS	09/15/2020	90877	R	1,594.00
TODD, FREDERICK	0915	FOOTBALL OFFICIAL 9/10/2020	09/15/2020	90878	R	85.00
UNITE PRIVATE NETWOR	SI-20-0125	Monthly WAN service invoice 09/01/2020	09/15/2020	90879	R	837.44
WALMART COMMUNITY BR	Multiple	Multiple Invoices	09/15/2020	90880	R	578.10
HARENDT CONSTRUCTION	21	MAINTENANCE-September 2020	09/16/2020	90881	R	7,409.00
INFORMATION PROFESSI	37810	EWOK ORDERS	09/16/2020	90882	R	5,760.00
BRADFORD, JAMES	0918	REIMBURSEMENT FOR AMMO	09/18/2020	90883	R	2,100.00
ALLSTAR ATHLETICS	1864	TRANSPORTATION - EMPLOYEE INCENTIVES	09/23/2020	90884	R	1,115.28
ASSETGENIE, INC.	Multiple	Multiple Invoices	09/23/2020	90885	R	2,322.00
A T & T	0915	SERVICE	09/23/2020	90886	R	2,296.66
THE BANK OF NEW YORK	Multiple	Multiple Invoices	09/23/2020	90887	R	1,500.00
BENNETT PRINTING	33639	SUPPLIES	09/23/2020	90888	R	279.00
BOWDEN, RUSTY	0922	FOOTBALL OFFICIAL 09/11/2020	09/23/2020	90889	R	130.00
BSN SPORTS INC.	909903285	SUPPLIES	09/23/2020	90890	R	1,431.00
CARDINAL'S SPORT CEN	0765972-01	SUPPLIES	09/23/2020	90891	R	29.00
CDW-G	Multiple	Multiple Invoices	09/23/2020	90892	R	2,346.67
DAVIS, GEORGE	0922	FOOTBALL OFFICIAL 9/11/2020	09/23/2020	90893	R	130.00
DAVIS GLASS & BODY W	6330	TRANSPORTATION - WINDSHIELD REPLACEMENT	09/23/2020	90894	R	357.00
EBSCO SUBSCRIPTION S	1000137462	SUPPLIES	09/23/2020	90895	R	1,796.00
EDUCATION SERVICE CT	168053	2020-2021 Early Childhood Package Out of Region Commitment Form	09/23/2020	90896	R	1,440.00
EDWARDS, NORMAN	0922	VOLLEYBALL OFFICIAL 9/11/2020	09/23/2020	90897	R	140.00
ELLISON, TERRY	0922	FOOTBALL OFFICIAL 9/11/2020	09/23/2020	90898	R	130.00
THE FAULK COMPANY	Multiple	Multiple Invoices	09/23/2020	90899	R	76,947.00
HENDRIX, TIMOTHY	0922	FOOTBALL OFFICIAL 9/11/2020	09/23/2020	90900	R	130.00
Hernandez, Alejandra	0922	Reimbursement of Fingerprint fee	09/23/2020	90901	R	10.21
Hernandez, Aurelia	0922	Reimbursement of Fingerprint Fee Transportation Employee	09/23/2020	90902	R	49.26
HIGH SCHOOL	0922	REIMB CK #11365,11366,11371	09/23/2020	90903	R	391.00
HOME DEPOT CREDIT SE	3094316	Covid19-chain to separate people from football games	09/23/2020	90904	R	40.60
KYOCERA DOCUMENT SOL	5011880190	Copier rental for all campuses	09/23/2020	90905	R	567.98
N-TUNE	Multiple	Multiple Invoices	09/23/2020	90906	R	1,767.40
NIMCO	499045	Supplies for Red Ribbon Week	09/23/2020	90907	R	84.75
PALO PINTO APPRAISAL	0922	4TH QUARTER PAYMENT	09/23/2020	90908	R	60,044.83
PARKER COUNTY APPRAI	0922	4TH QUARTER PAYMENT	09/23/2020	90909	R	752.50
PITNEY BOWES	3312023304	Lease inv. #3312023304 postage meter	09/23/2020	90910	R	172.59
RED LION HOTEL	16892	Hotel Reservations for MaryLou Butler for Training Sept 27-30	09/23/2020	90911	R	272.84
Rivera, Margie	0922	Reimbursement of Fingerprint fee Educational Aide at Junior High	09/23/2020	90912	R	40.25

<u>VENDOR</u>	<u>INVOICE NUMBER</u>	<u>INVOICE DESCRIPTION</u>	<u>CHECK DATE</u>	<u>CHECK NUMBER</u>	<u>CHE TYP</u>	<u>AMOUNT</u>
SHI-GOVERNMENT SOLUT	GB00383844	Targus laptop cases	09/23/2020	90913	R	255.90
SIMPSON, BRIAN	0922	FOOTBALL OFFICIAL 9/11/2020	09/23/2020	90914	R	130.00
SMITH, JULIE	0922	VOLLEYBALL OFFICIAL 9/11/2020	09/23/2020	90915	R	140.00
STEINBACHER, CHRISTI	0922	FOOTBALL OFFICIAL 9/11/2020	09/23/2020	90916	R	130.00
STEINFELS, DEBRA	0922	VOLLEYBALL OFFICIAL 9/11/2020	09/23/2020	90917	R	125.00
STEINFELS, RONALD	0922	VOLLEYBALL OFFICIAL 9/11/2020	09/23/2020	90918	R	125.00
STIMMEL, BILL	0922	FOOTBALL OFFICIAL 9/11/2020	09/23/2020	90919	R	130.00
STUTTS, BEAU	0922	Animal Purchase Travel reimbursement	09/23/2020	90920	R	468.45
TEXAS ASSOCIATION OF	0922	MEMBERSHIP	09/23/2020	90921	R	110.00
TEXAS ASSOC. OF MID-	0901	DUES	09/23/2020	90922	R	500.00
TEXAS GAS SERVICES	0914	SERVICE	09/23/2020	90923	R	1,060.99
THE PEPPERMINT PIG	0918	Books for the Library	09/23/2020	90924	R	45.87
WALMART COMMUNITY BR	Multiple	Multiple Invoices	09/23/2020	90925	R	875.86
WEAVER'S PRINT SHOP	009019	Tshirt order forms	09/23/2020	90926	R	72.00
WOODARD BUILDERS SUP	126655	MAINTENANCE-August 2020	09/23/2020	90927	R	113.64
AIRGAS USA, LLC	Multiple	Multiple Invoices	09/30/2020	90928	R	662.27
ANDREATTA, KELLY	0929	FOOTBALL GAME WORKER 9/15,22	09/30/2020	90929	R	100.00
ASSETGENIE, INC.	1496410	Dell Chromebook power supplies	09/30/2020	90930	R	748.75
AT&T LONG DISTANCE	811340500	SERVICE-CORPORATION #346970 811340500-0	09/30/2020	90931	R	122.08
AT&T MOBILITY	Multiple	Multiple Invoices	09/30/2020	90932	R	846.83
ATSI	ATS-159828	SURVEILLANCE CAMERAS-HIGH SCHOOL SPECIAL EDUCATION (REPLACES CHECK #90649 - LOST)	09/30/2020	90933	R	2,520.00
BAEZA, GRACE	0929	VOLLEYBALL OFFICIAL 9/24/2020	09/30/2020	90934	R	70.00
BSN SPORTS INC.	Multiple	Multiple Invoices	09/30/2020	90935	R	25,618.62
CARDINAL'S SPORT CEN	Multiple	Multiple Invoices	09/30/2020	90936	R	2,791.80
CARDMEMBER SERVICE	Multiple	Multiple Invoices	09/30/2020	90937	R	92.95
CDW-G	Multiple	Multiple Invoices	09/30/2020	90938	R	2,241.44
EASTMAN, JOE	0929	FOOTBALL GAME WORKERS 9/15,22	09/30/2020	90939	R	120.00
ED311	7223	2020 EDUCATION LAW FOR PRINCIPALS CONFERENCE - JEFF WILLIAMS	09/30/2020	90940	R	199.00
FLORES, MELVIN	0929	VOLLEYBALL OFFICIAL 9/24/2020	09/30/2020	90941	R	70.00
FOLEY, LLOYD	0929	SECURITY 9/16,24	09/30/2020	90942	R	175.00
HAILE, JAMES	0929	FOOTBALL OFFICIAL 9/22/2020	09/30/2020	90943	R	130.00
KINGSTON, JAY	0929	FOOTBALL OFFICIAL 9/22/2020	09/30/2020	90944	R	130.00
KYOCERA DOCUMENT SOL	Multiple	Multiple Invoices	09/30/2020	90945	R	2,656.81
LIGHT, WALLACE	0929	SECURITY 9/22,26	09/30/2020	90946	R	175.00
MINERAL WELLS CHAMBE	17937	PREMIUM INVESTOR DUES	09/30/2020	90947	R	750.00
MINERAL WELLS PRINT	A04,444	A047-444 envelopes	09/30/2020	90948	R	85.00
NAPA AUTOMOTIVE PART	Multiple	Multiple Invoices	09/30/2020	90950	R	3,241.61
NORTON METALS, INC.	Multiple	Multiple Invoices	09/30/2020	90951	R	1,312.51
PAIR, BLAKE	0929	FOOTBALL OFFICIAL 9/15,22	09/30/2020	90952	R	260.00
PALO PINTO GENERAL H	1	Bill Number 1 Clietn Account MWISD Drug Screen Collection Dated 8/10/2020	09/30/2020	90953	R	30.00
PEAK UP TIME	57755	Monthly backup service Oct 2020	09/30/2020	90954	R	701.88
PITNEY BOWES	51257129	Postage	09/30/2020	90955	R	200.00
PLAYSCRIPTS, INC.	Multiple	Multiple Invoices	09/30/2020	90956	R	1,160.91
PRIEST, WAUN	0929	FOOTBALL OFFICIAL 09/15/2020	09/30/2020	90957	R	130.00
RAGLAND, JERRY	0929	FOOTBALL GAME WORKER 9/15,22	09/30/2020	90958	R	100.00

<u>VENDOR</u>	<u>INVOICE NUMBER</u>	<u>INVOICE DESCRIPTION</u>	<u>CHECK DATE</u>	<u>CHECK NUMBER</u>	<u>CHE TYP</u>	<u>AMOUNT</u>
Rivera, Margie	0929	Reimbursement of fingerprint charge from IdentoGo	09/30/2020	90959	R	10.21
SALAZAR, JOE JR	0929	FOOTBALL GAME WORKER 9/15,22	09/30/2020	90960	R	100.00
STRIPES AND MORE	75125	TRANSPORTATION - CONTRACTED LABOR AND SUPPLY	09/30/2020	90961	R	694.00
SUTHERLANDS BLDG. MA	Multiple	Multiple Invoices	09/30/2020	90962	R	341.16
TASA	134034	TASA Conference Registration	09/30/2020	90963	R	875.00
TASBO	344338	TASBO class	09/30/2020	90964	R	175.00
TEPSA	0929	MEMBERSHIP RENEWAL	09/30/2020	90965	R	1,032.00
TRACTOR SUPPLY PLAN	Multiple	Multiple Invoices	09/30/2020	90966	R	42.46
TURLEY, PAUL	0929	FOOTBALL OFFICIAL 9/15,22	09/30/2020	90967	R	260.00
UNIFIRST CORPORATION	Multiple	Multiple Invoices	09/30/2020	90968	R	159.26
WALMART COMMUNITY BR	Multiple	Multiple Invoices	09/30/2020	90969	R	449.03
White, Mae	0929	Reimbursement of Fingerprint certification fee	09/30/2020	90970	R	49.26
WORLD BOOK, INC	0001614804	SUPPLIES	09/30/2020	90971	R	593.46
WYNNE, MICHAEL	0929	FOOTBALL OFFICIAL 9/15/2020	09/30/2020	90972	R	130.00
WILLIAMS, TRINA	0909	Employee reimbursement for Trina Williams Eventbrite virtual training	09/09/2020	202100002	A	60.00
Totals for checks						950,259.91

FUND SUMMARY

<u>FUND</u>	<u>DESCRIPTION</u>	<u>BALANCE SHEET</u>	<u>REVENUE</u>	<u>EXPENSE</u>	<u>TOTAL</u>
180	CO-CURRICULAR	0.00	0.00	85,069.23	85,069.23
199	GENERAL FUND	0.00	0.00	865,190.68	865,190.68
***	Fund Summary Totals ***	0.00	0.00	950,259.91	950,259.91

\*\*\*\*\* End of report \*\*\*\*\*

<u>VENDOR</u>	<u>INVOICE NUMBER</u>	<u>INVOICE DESCRIPTION</u>	<u>CHECK DATE</u>	<u>CHECK NUMBER</u>	<u>CHE TYP</u>	<u>AMOUNT</u>
BENNETT'S OFFICE SUP	Multiple	Multiple Invoices	09/09/2020	5948	R	2,253.56
C D HARTNETT CO	0831	FOOD SERVICE SUPPLIES	09/09/2020	5949	R	80,787.12
DEAN FOODS COMPANY	0831	ALL SCHOOLS MILK	09/09/2020	5950	R	8,125.66
LABATT FOOD SERVICE	0831	CAFETERIA FOOD	09/09/2020	5951	R	27,502.14
BENNETT'S OFFICE SUP	0237174-00	SUPPLIES	09/15/2020	5952	R	293.31
Thomas, Wilma	0915	Reimburse fingerprint fee Food Service Worker	09/15/2020	5953	R	49.26
WHALEY FOODSERVICE	Multiple	Multiple Invoices	09/15/2020	5954	R	237.90
BENNETT'S OFFICE SUP	0237199-00	SUPPLIES	09/23/2020	5955	R	298.00
CHEMSEARCH	7101121	DRAIN COBRA HS	09/23/2020	5956	R	147.00
MESQUITE PIT	0914	SCHOOL BOARD DINNER	09/23/2020	5957	R	169.90
MISSION RESTAURANT S	2625499	ICE MACHINE HOUSTON	09/23/2020	5958	R	62.19
SMITH, INGEBOG	0922	FOOD HANDLER'S CARD	09/23/2020	5959	R	7.99
Totals for checks						119,934.03

FUND SUMMARY

<u>FUND</u>	<u>DESCRIPTION</u>	<u>BALANCE SHEET</u>	<u>REVENUE</u>	<u>EXPENSE</u>	<u>TOTAL</u>
240	FOOD SERVICE	0.00	0.00	119,934.03	119,934.03
***	Fund Summary Totals ***	0.00	0.00	119,934.03	119,934.03

\*\*\*\*\* End of report \*\*\*\*\*

<u>VENDOR</u>	<u>INVOICE NUMBER</u>	<u>INVOICE DESCRIPTION</u>	<u>CHECK DATE</u>	<u>CHECK NUMBER</u>	<u>CHE TYP</u>	<u>AMOUNT</u>
6M CONSTRUCTION & CL	1007	Cleaning supplies for CCS (Covid-19)	09/09/2020	18501	R	448.59
A2Z TELETHERAPY SPEE	0831	SERVICES	09/09/2020	18502	R	1,483.40
ACE HARDWARE OF MINE	272548	COVID-19 SUPPLIES	09/09/2020	18503	R	80.98
ELECTUDE USA LLC	INTUSA2020	CURRICULUM-August 2020	09/09/2020	18504	R	1,900.00
EXPLORELEARNING	2530727	CURRICULUM-August 2020	09/09/2020	18505	R	2,341.75
FRONTLINE TECHNOLOGI	INVESP9976	Renewal for IEP eStar v5 unlimited usage	09/09/2020	18506	R	11,111.12
Hellie, Ilona	0831-1	TRAVEL REIMBURSEMENT	09/09/2020	18507	R	35.65
HOUGHTON MIFFLIN COM	954954906	Curriculum-July 2020	09/09/2020	18508	R	51.30
HOUGHTON MIFFLIN COM	954908929	Curriculum-July 2020	09/09/2020	18508	R	58.50
HOUGHTON MIFFLIN COM	954898469	Curriculum-July 2020	09/09/2020	18508	R	195.00
MEDICAID CLAIM SOLUT	20-182902-	SERVICES	09/09/2020	18509	R	1.20
MEDICAID CLAIM SOLUT	20-182903-	SERVICES	09/09/2020	18509	R	76.40
MEDICAID CLAIM SOLUT	20-182904-	SERVICES	09/09/2020	18509	R	0.40
MICHAEL K. MARSHALL	0909	Marshall Memo Subscription for 2020-2021 School Year	09/09/2020	18510	R	160.00
SUTHERLANDS BLDG. MA	28439	WATER COOLER - COVID-19	09/09/2020	18511	R	49.98
WALMART COMMUNITY BR	04096	04096-Walkie Talkies & Radio	09/09/2020	18512	R	196.68
WALMART COMMUNITY BR	05778-1	SUPPLIES	09/09/2020	18512	R	138.20
WALSH GALLEGOS TREVI	593278	Annual Retainer for Legal Services	09/09/2020	18513	R	1,000.00
FLOCABULARY	INV29745	CURRICULUM-August 2020	09/15/2020	18514	R	4,760.00
HOUGHTON MIFFLIN COM	954957522	CURRICULUM-August 2020	09/15/2020	18515	R	1,387.58
SIRIUS EDUCATION SOL	#021000259	Curriculum-July 2020	09/15/2020	18516	R	9,500.00
SIRIUS EDUCATION SOL	#021000263	Sirius Educ	09/15/2020	18516	R	385.00
STARFALL EDUCATION	9019-7018-	CURRICULUM-August 2020	09/15/2020	18517	R	270.00
ALERT SERVICES INC	5056868	Disinfection and sanitizing supplies for High School	09/23/2020	18518	R	354.25
ALERT SERVICES INC	5054175	Disinfection and sanitizing supplies for High School	09/23/2020	18518	R	1,371.25
ALERT SERVICES INC	5054644	Disinfection and sanitizing supplies for High School	09/23/2020	18518	R	206.10
FAMOUS MINERAL WATER	127602	Water for SPED Dept.	09/23/2020	18519	R	17.50
MEDICAID CLAIM SOLUT	20-182903-	For services rendered under the Texas School Health and Related Services program.	09/23/2020	18520	R	427.84
NCS PEARSON INC	11567781	Supplies for Diagnosticians	09/23/2020	18521	R	1,543.50
NCS PEARSON INC	11567764	Testing materials for Terry Graham	09/23/2020	18521	R	102.50
SCHOLASTIC BOOK CLUB	M6912328	Scholastic subscription for Houston Elementary	09/23/2020	18522	R	2,508.00
SCHOLASTIC BOOK CLUB	M6988693	Storyworks subscription for Travis Elementary students	09/23/2020	18522	R	3,735.68
STRIPES AND MORE	75105	Window tinting for Houston Elementary	09/23/2020	18523	R	2,250.00
STRIPES AND MORE	75027	Tinting for Houston Elementary Entry doors	09/23/2020	18523	R	1,192.50
STRIPES AND MORE	75032	Tinting for Houston Elementary Entry doors	09/23/2020	18523	R	2,827.50
WALMART COMMUNITY BR	04253-1	teacher giveaways	09/23/2020	18524	R	73.88
WALMART COMMUNITY BR	04605	Project Lead the Way supplies for Mineral Wells Jr. High School	09/23/2020	18524	R	218.08
A2Z TELETHERAPY SPEE	0929	Teletherapy Speech and Tutoring	09/30/2020	18525	R	5,192.60

<u>VENDOR</u>	<u>INVOICE NUMBER</u>	<u>INVOICE DESCRIPTION</u>	<u>CHECK DATE</u>	<u>CHECK NUMBER</u>	<u>CHE TYP</u>	<u>AMOUNT</u>
BK INTERACTIVE LLC	INV000762	Pass assessment and Pass Intervention Guide	09/30/2020	18526	R	450.00
CLEMENTS, FREIDA	0929	Time for Freida Clements	09/30/2020	18527	R	7,150.00
DECKER EQUIPMENT	360251A	Barricades for High School	09/30/2020	18528	R	1,235.45
ELAM, KALA	0929	Hours for Kala Elam	09/30/2020	18529	R	6,420.00
MEDICAID CLAIM SOLUT	20-182903-	For services rendered under the Texas School Health and Related Services Program.	09/30/2020	18530	R	296.96
STRIPES AND MORE	75169	Window tinting for Travis Elementary	09/30/2020	18531	R	8,265.00
WALMART COMMUNITY BR	00979	Supplies for SPED Dept.	09/30/2020	18532	R	233.01
RAMSEY, PAULA	0831	CONTRACTED SERVICES	09/09/2020	202100003	A	1,700.00
Totals for checks						83,403.33

FUND SUMMARY

<u>FUND</u>	<u>DESCRIPTION</u>	<u>BALANCE SHEET</u>	<u>REVENUE</u>	<u>EXPENSE</u>	<u>TOTAL</u>
211	TITLE I, PART A	0.00	0.00	2,508.00	2,508.00
255	TITLE II, PART A-SUP EFF INSTR	0.00	0.00	160.00	160.00
266	ESSER GRANT	0.00	0.00	3,746.60	3,746.60
270	TITLE V,B,SP 2, RLIS	0.00	0.00	3,953.76	3,953.76
313	IDEA-B FORMULA	0.00	0.00	2,096.00	2,096.00
314	IDEA-B PRESCHOOL	0.00	0.00	233.01	233.01
410	STATE TEXTBOOK FUND	0.00	0.00	20,849.13	20,849.13
429	STATE FUNDED SPECIAL REVENUE	0.00	0.00	14,535.00	14,535.00
437	SPECIAL EDUCATION	0.00	0.00	13,846.77	13,846.77
455	SHARS-MEDICAID	0.00	0.00	21,066.30	21,066.30
461	CAMPUS ACTIVITY FUND	0.00	0.00	408.76	408.76
***	Fund Summary Totals ***	0.00	0.00	83,403.33	83,403.33

\*\*\*\*\* End of report \*\*\*\*\*



# BOARD OF TRUSTEES

## Agenda Item

MEETING DATE: October 12, 2020

**MEETING TYPE:**

- Regular Meeting
- Special Meeting

**AGENDA ITEM TYPE:**

- Action Item
- Non Action Item

**DISTRICT GOALS (Check all that apply):**

- Academic Competitiveness
- Competitive Work Force
- Promote Community/School Partnerships
- Fiscal Responsibility
- Safe and Secure Schools

**TITLE:** Water/Electricity/Gas Reports

**RECOMMENDED ACTION:** It is recommended that the Water/Electricity/Gas Reports be approved as presented.

**BOARD POLICY/STATE REGULATION/LAW REFERENCE (if applicable):** \_\_\_\_\_

**OVERVIEW:**

See attached utility reports.

**FISCAL IMPACT:** Variable cost to District

**ATTACHMENTS:** Water/Electricity/Gas Reports

**DEPARTMENT(S) SUBMITTING FORM:** Business and Finance

**DEPARTMENT SIGNATURE/APPROVAL:**  

**Water**

2013-2014	Sep	Oct	Nov	Dec	Jan	Feb	Mar	Apr	May	Jun	Jul	Aug	Total
High School	1,251.61	1,284.23	1,450.75	1,115.32	983.51	962.61	993.52	1,203.50	1,151.68	770.82	709.90	838.08	12,715.53
Junior High	861.57	845.01	744.23	523.34	643.56	633.13	610.12	760.74	800.35	464.38	265.11	617.77	7,769.31
Travis	1,856.89	1,638.29	1,612.19	1,191.27	1,315.52	1,537.60	1,267.62	1,715.77	1,626.69	561.34	463.17	990.39	15,776.74
Houston	1,376.03	1,515.03	1,138.91	926.20	1,268.00	1,242.53	1,136.18	1,508.88	1,357.98	491.70	422.62	680.78	13,064.84
Lamar	860.83	961.66	745.31	548.45	784.39	984.37	781.15	1,058.91	970.74	386.25	404.39	509.28	8,995.73
DSC	388.51	378.97	412.79	371.09	476.42	426.49	531.31	232.85	390.34	348.37	334.10	298.53	4,589.77
Athletics	3,054.50	1,826.62	1,369.61	2,251.19	1,094.04	1,026.07	1,007.45	1,788.69	1,860.97	2,871.31	1,482.49	2,619.87	22,252.81
Transportation	71.99	82.27	76.27	293.52	98.09	123.55	77.18	93.54	91.72	117.17	90.81	64.45	1,280.56
<b>Total</b>	<b>9,721.93</b>	<b>8,532.08</b>	<b>7,550.06</b>	<b>7,220.38</b>	<b>6,663.53</b>	<b>6,936.35</b>	<b>6,404.53</b>	<b>8,362.88</b>	<b>8,250.47</b>	<b>6,011.34</b>	<b>4,172.59</b>	<b>6,619.15</b>	<b>86,445.29</b>

2014-2015	Sep	Oct	Nov	Dec	Jan	Feb	Mar	Apr	May	Jun	Jul	Aug	Total
High School	4,724.97	1,823.96	1,618.93	1,451.94	3,630.59	4,385.30	(1,664.53)	822.18	2,486.71	1,496.31	1,220.08	1,813.29	23,809.73
Junior High	930.84	974.44	721.70	661.04	1,708.66	2,138.79	(770.96)	436.35	1,114.69	563.69	434.72	1,483.09	10,397.05
Travis	1,613.05	1,855.51	1,701.51	1,411.51	4,056.19	4,539.55	(2,280.98)	69.63	2,687.29	1,106.88	702.06	2,545.37	20,007.57
Houston	1,208.90	1,526.90	1,181.91	1,074.92	2,753.00	3,223.79	(1,234.03)	769.94	1,927.60	906.65	624.04	1,373.84	15,337.46
Lamar	856.71	1,059.14	918.38	875.14	2,469.63	2,887.98	(809.17)	605.82	1,844.69	1,441.70	590.89	846.77	13,587.68
DSC	297.74	312.09	352.09	505.10	1,225.42	1,357.89	(586.58)	76.45	722.86	595.71	545.21	585.38	5,989.36
Athletics	2,315.32	1,622.02	1,437.76	1,136.24	2,637.51	2,918.25	(1,105.36)	389.17	1,473.85	1,332.89	2,869.10	7,004.56	24,031.31
Transportation	76.27	75.90	73.90	75.90	167.76	192.62	(69.53)	38.87	103.32	93.13	82.94	61.30	972.38
<b>Total</b>	<b>12,023.80</b>	<b>9,249.96</b>	<b>8,006.18</b>	<b>7,191.79</b>	<b>18,648.76</b>	<b>21,644.17</b>	<b>(8,521.14)</b>	<b>3,208.41</b>	<b>12,361.01</b>	<b>7,536.96</b>	<b>7,069.04</b>	<b>15,713.60</b>	<b>114,132.54</b>

2015-2016	Sep	Oct	Nov	Dec	Jan	Feb	Mar	Apr	May	Jun	Jul	Aug	Total
High School	2,756.59	2,569.46	2,053.89	2,060.25	2,039.80	1,774.43	1,654.41	2,041.42	1,740.43	1,027.42	786.43	1,492.43	21,996.96
Junior High	1,189.08	1,232.27	1,716.51	1,154.41	802.60	742.60	761.30	774.65	693.27	1,129.25	794.57	1,791.09	11,781.60
Travis	1,245.64	2,276.77	1,804.49	1,689.91	1,742.52	1,304.50	1,493.51	1,516.52	1,410.50	805.51	580.52	1,174.26	17,044.65
Houston	2,348.96	2,947.27	1,618.26	1,399.30	1,059.91	1,318.92	1,472.92	1,542.92	1,442.90	632.90	628.35	1,093.91	17,506.52
Lamar	1,288.38	3,677.70	853.20	869.74	662.51	813.78	745.60	836.34	836.51	1,411.76	6,501.16	797.37	19,294.05
DSC	792.01	742.70	792.87	845.07	573.10	851.54	711.10	687.54	735.10	766.09	752.27	978.96	9,228.35
Athletics	4,399.92	6,726.55	1,804.00	1,477.44	981.19	1,242.67	1,077.14	1,282.62	1,034.73	2,843.80	3,447.24	2,789.21	29,106.51
Transportation	147.86	119.86	107.13	113.50	89.92	205.90	81.90	92.91	82.91	115.90	68.91	101.90	1,328.60
<b>Total</b>	<b>14,168.44</b>	<b>20,292.58</b>	<b>10,750.35</b>	<b>9,609.62</b>	<b>7,951.55</b>	<b>8,254.34</b>	<b>7,997.88</b>	<b>8,774.92</b>	<b>7,976.35</b>	<b>8,732.63</b>	<b>13,559.45</b>	<b>9,219.13</b>	<b>127,287.24</b>

2016-2017	Sep	Oct	Nov	Dec	Jan	Feb	Mar	Apr	May	Jun	Jul	Aug	Total
High School	1,877.42	1,777.42	1,698.70	2,135.78	1,943.91	1,765.39	1,674.40	1,722.63	1,788.27	1,068.37	1,872.41	1,460.98	20,785.68
Junior High	2,050.48	2,860.17	900.61	1,011.92	818.24	790.29	723.68	775.94	834.74	411.48	418.81	713.62	12,309.98
Travis	1,824.52	1,688.50	1,637.84	1,511.64	1,998.99	1,711.70	1,534.53	1,776.66	1,550.94	741.43	578.30	431.58	16,986.63
Houston	1,610.92	1,643.91	1,893.61	1,094.36	1,558.11	1,481.16	1,530.73	1,717.46	1,702.06	559.10	548.84	1,244.47	16,584.73
Lamar	1,511.84	938.82	889.93	701.45	998.88	988.73	884.41	984.86	945.88	371.53	317.14	816.75	10,350.22
DSC	758.88	769.10	791.64	780.36	776.25	770.10	770.99	788.43	798.69	741.23	695.07	770.99	9,211.73
Athletics	2,903.21	2,180.50	1,555.99	1,027.56	1,730.00	951.04	1,344.57	1,160.79	1,205.79	2,066.10	1,488.66	1,885.77	19,499.98
Transportation	89.92	97.90	127.61	87.60	99.91	107.10	95.67	95.67	93.62	97.72	77.20	103.88	1,173.80
<b>Total</b>	<b>12,627.19</b>	<b>11,956.32</b>	<b>9,495.93</b>	<b>8,350.67</b>	<b>9,924.29</b>	<b>8,565.51</b>	<b>8,558.98</b>	<b>9,022.44</b>	<b>8,919.99</b>	<b>6,056.96</b>	<b>5,996.43</b>	<b>7,428.04</b>	<b>106,902.75</b>

2017-2018	Sep	Oct	Nov	Dec	Jan	Feb	Mar	Apr	May	Jun	Jul	Aug	Total
High School	1,793.41	2,002.35	2,077.96	1,352.11	2,761.64	1,630.65	4,459.94	1,791.19	1,604.97	1,052.63	980.76	1,475.33	22,982.94
Junior High	894.63	1,124.27	823.31	667.31	825.28	882.72	482.65	759.68	574.70	365.66	420.75	756.47	8,677.43
Travis	2,956.57	1,769.29	2,275.21	1,914.24	2,791.32	2,879.13	2,052.84	2,209.42	1,726.97	609.72	452.08	458.42	22,095.21
Houston	1,725.66	2,328.61	1,891.37	1,746.70	2,122.29	2,861.84	1,213.47	1,776.32	1,488.54	879.84	841.05	1,409.21	20,284.90
Lamar	992.25	1,041.73	908.43	755.02	942.28	942.28	885.15	1,018.46	984.60	630.18	460.89	891.49	10,452.76
DSC	746.37	798.89	831.23	814.75	834.86	796.77	844.23	798.89	845.44	831.04	828.51	809.47	9,780.45
Athletics	2,601.71	2,375.07	1,532.22	1,924.56	1,312.88	1,348.02	1,375.72	1,324.17	1,348.06	2,033.00	1,671.53	2,920.34	21,767.28
Transportation	107.99	120.25	113.03	109.67	113.91	114.96	118.14	120.25	112.84	116.03	459.87	111.79	1,718.73
<b>Total</b>	<b>11,818.59</b>	<b>11,560.46</b>	<b>10,452.76</b>	<b>9,284.36</b>	<b>11,704.46</b>	<b>11,556.37</b>	<b>11,432.14</b>	<b>9,798.38</b>	<b>8,686.12</b>	<b>6,518.10</b>	<b>6,115.44</b>	<b>8,832.52</b>	<b>117,759.70</b>

2018-2019	Sep	Oct	Nov	Dec	Jan	Feb	Mar	Apr	May	Jun	Jul	Aug	Total
High School	2,035.85	1,841.10	1,632.61	1,576.98	1,745.54	2,020.16	1,685.36	2,035.33	1,640.82	915.49	713.22	1,391.03	19,233.49
Junior High	1,852.81	1,636.34	1,119.09	1,098.72	1,319.49	1,768.03	1,268.32	1,243.90	1,069.90	757.09	734.00	1,282.05	15,149.74
Travis	3,238.70	2,257.94	2,068.61	1,886.65	1,992.11	1,912.15	1,479.83	2,002.55	1,544.75	825.01	1,023.19	1,609.64	21,841.13
Houston	1,805.94	1,777.39	1,613.69	1,622.97	1,861.73	1,672.80	1,434.05	1,794.50	1,502.44	847.60	897.43	1,606.73	18,437.27
Lamar	1,173.98	1,230.05	1,103.44	1,033.90	1,103.44	1,239.05	1,051.29	1,339.88	1,083.74	574.93	600.43	1,244.83	12,778.96
DSC	850.72	874.00	905.79	944.04	979.97	964.70	999.67	1,034.44	1,002.44	941.67	802.85	768.63	11,068.92
Athletics	2,097.28	1,914.95	1,798.22	1,472.44	1,437.23	1,436.02	1,427.63	1,491.29	1,442.04	1,331.90	1,341.56	3,890.43	21,080.99
Transportation	126.60	135.05	139.64	150.08	165.13	160.50	205.71	186.00	163.97	162.82	167.45	184.85	1,947.80
<b>Total</b>	<b>13,181.88</b>	<b>11,666.82</b>	<b>10,381.09</b>	<b>9,785.78</b>	<b>10,604.64</b>	<b>11,173.41</b>	<b>9,551.86</b>	<b>11,127.89</b>	<b>9,450.10</b>	<b>6,356.51</b>	<b>6,280.13</b>	<b>11,978.19</b>	<b>121,538.30</b>

2019-2020	Sep	Oct	Nov	Dec	Jan	Feb	Mar	Apr	May	Jun	Jul	Aug	Total
High School	1,966.40	2,147.15	1,730.77	1,513.98	1,707.02	1,872.76	885.08	702.67	1,037.72	629.04	613.02	1,271.69	16,077.30
Junior High	1,603.39	2,624.26	1,027.81	819.54	943.91	1,121.78	650.49	502.94	471.09	826.08	627.80	1,096.43	12,315.52
Travis	1,668.76	2,786.04	1,648.91	1,948.28	1,637.02	1,892.45	1,205.79	845.82	603.47	924.23	675.94	1,514.66	17,351.37
Houston	2,017.02	2,197.82	2,266.41	1,651.03	2,145.23	2,151.17	2,136.91	426.19	1,002.37	1,112.86	1,319.57	1,552.42	19,979.00
Lamar													

Electricity

2013-2014	Sep	Oct	Nov	Dec	Jan	Feb	Mar	Apr	May	Jun	Jul	Aug	Total
High School	16,018.79	13,627.28	12,686.41	10,818.49	10,999.97	11,607.78	11,064.09	13,936.76	15,730.50	15,088.99	14,356.93	15,915.51	161,851.50
MW Academy	375.43	293.24	217.68	157.70	153.20	154.78	135.96	209.58	228.47	259.65	242.37	293.09	2,721.15
Junior High	9,707.45	7,173.99	6,073.81	6,810.02	6,549.09	7,161.73	6,088.98	5,801.60	7,326.08	6,795.90	5,408.95	8,794.99	83,692.59
Travis	6,705.11	5,297.46	4,270.53	4,603.60	4,592.51	4,906.62	4,457.19	4,536.01	5,509.98	4,681.82	4,218.61	5,539.25	59,318.69
Houston	5,118.89	4,177.49	3,127.49	2,783.78	2,949.96	3,173.17	2,945.67	3,359.95	4,321.47	3,770.51	3,691.29	4,197.23	43,616.90
Lamar	7,243.79	5,184.22	4,278.39	4,388.74	4,542.26	4,897.51	4,415.94	4,482.87	5,459.51	5,482.65	3,471.57	5,648.58	59,496.03
DSC	3,471.14	2,773.19	1,846.07	1,718.68	1,705.47	1,786.16	1,634.09	2,070.38	2,386.39	2,835.93	3,060.58	3,305.91	28,593.99
Athletics	4,904.60	4,475.94	5,011.81	6,196.52	5,191.81	6,714.98	6,375.35	5,168.02	4,311.92	5,052.69	3,870.82	4,323.63	61,598.09
Transportation	197.88	139.97	138.75	169.77	190.26	186.95	159.58	166.07	184.81	169.78	243.06	260.80	2,207.68
<b>Total</b>	<b>53,743.08</b>	<b>43,142.78</b>	<b>37,650.94</b>	<b>37,647.30</b>	<b>36,874.53</b>	<b>40,589.68</b>	<b>37,276.85</b>	<b>39,731.24</b>	<b>45,459.13</b>	<b>44,137.92</b>	<b>38,564.18</b>	<b>48,278.99</b>	<b>503,096.62</b>

2014-2015	Sep	Oct	Nov	Dec	Jan	Feb	Mar	Apr	May	Jun	Jul	Aug	Total
High School	18,058.91	16,085.56	13,081.15	11,466.86	12,078.78	12,247.28	10,688.04	13,704.42	15,097.39	276.51	275.35	45,360.47	168,420.72
MW Academy	316.63	297.94	186.15	124.39	141.02	133.75	119.74	175.14	233.68	246.23	278.56	344.65	2,597.88
Junior High	10,328.04	8,495.42	7,521.97	6,041.92	7,526.37	7,083.97	6,854.97	6,346.62	6,982.72	6,644.70	7,239.60	8,285.58	89,351.88
Travis	7,029.77	5,911.53	4,795.82	4,628.33	5,156.05	4,787.30	4,646.78	4,514.02	4,924.04	4,668.55	4,179.61	5,880.85	61,122.65
Houston	5,234.81	4,507.70	3,183.84	2,826.94	3,057.79	3,135.06	2,739.84	3,425.85	3,544.02	3,702.52	3,448.60	4,271.48	43,078.45
Lamar	7,008.14	5,971.10	4,534.12	3,916.33	4,770.97	4,285.26	3,939.92	4,466.98	5,337.36	5,296.47	6,129.58	9,283.75	64,939.98
DSC	3,186.97	2,670.99	1,839.00	1,698.80	1,760.73	1,719.25	1,684.02	2,001.53	2,145.21	2,933.74	3,041.16	3,722.14	28,403.54
Athletics	5,278.70	4,577.11	6,671.94	4,530.53	5,831.49	5,666.97	6,023.26	4,777.40	3,369.27	5,106.54	4,478.74	4,307.29	60,619.24
Transportation	234.84	188.64	172.92	205.42	247.25	239.86	195.87	170.69	169.21	209.63	361.20	343.96	2,739.49
<b>Total</b>	<b>56,676.81</b>	<b>48,705.99</b>	<b>41,986.91</b>	<b>35,439.52</b>	<b>40,570.45</b>	<b>39,298.70</b>	<b>36,892.44</b>	<b>39,582.65</b>	<b>41,802.90</b>	<b>29,084.89</b>	<b>29,432.40</b>	<b>81,800.17</b>	<b>521,273.83</b>

2015-2016	Sep	Oct	Nov	Dec	Jan	Feb	Mar	Apr	May	Jun	Jul	Aug	Total
High School	19,285.40	15,918.24	13,117.08	12,119.56	12,391.10	12,945.46	12,504.04	14,102.71	15,918.01	16,544.52	17,055.63	19,227.03	181,728.78
MW Academy	394.74	304.86	234.31	197.90	169.91	212.95	222.70	237.02	234.78	274.14	340.01	352.41	3,175.73
Junior High	10,124.71	8,047.32	5,640.91	5,564.80	7,076.18	6,175.75	4,874.22	5,368.50	6,903.49	7,314.44	8,113.13	9,072.99	84,276.44
Travis	6,935.27	5,488.57	4,472.25	4,143.23	4,741.02	4,350.36	3,903.49	4,272.60	5,080.47	5,055.78	5,063.45	6,665.61	60,172.10
Houston	5,048.44	4,076.30	3,078.51	2,634.63	2,777.62	2,857.03	2,613.39	3,053.52	3,672.34	3,773.49	3,661.17	4,516.26	41,762.70
Lamar	7,851.26	6,504.28	6,448.78	5,099.57	5,270.30	5,076.47	5,212.08	5,936.37	6,725.60	6,569.01	6,499.47	7,041.73	74,234.92
DSC	3,338.58	2,618.40	1,895.75	1,691.02	1,804.89	1,845.69	1,757.64	1,917.04	2,313.18	3,036.51	3,620.96	3,590.07	29,429.73
Athletics	5,608.54	5,357.91	5,083.66	5,182.59	7,418.72	6,262.19	5,577.03	5,277.06	3,793.16	5,011.11	6,097.92	5,694.99	66,364.88
Transportation	340.53	223.64	244.25	397.82	462.24	456.16	349.05	383.82	332.44	342.16	386.79	403.73	4,322.63
<b>Total</b>	<b>58,927.47</b>	<b>48,539.52</b>	<b>40,815.50</b>	<b>37,031.12</b>	<b>42,111.98</b>	<b>40,182.06</b>	<b>37,013.64</b>	<b>40,548.64</b>	<b>44,973.47</b>	<b>47,921.16</b>	<b>50,838.53</b>	<b>56,564.82</b>	<b>545,467.91</b>

2016-2017	Sep	Oct	Nov	Dec	Jan	Feb	Mar	Apr	May	Jun	Jul	Aug	Total
High School	20,919.65	16,973.39	16,003.06	13,586.05	14,301.45	15,573.28	15,439.28	17,512.44	18,420.45	17,210.10	16,163.45	19,799.39	201,901.99
MW Academy	389.94	316.29	267.34	159.44	230.63	230.18	245.11	265.42	258.59	250.29	280.20	319.12	3,212.55
Junior High	10,762.22	8,525.76	7,036.01	6,515.25	7,160.18	6,048.94	4,952.82	6,358.84	6,953.10	5,892.68	6,368.32	9,211.03	85,785.15
Travis	7,961.38	6,093.17	5,107.87	4,412.35	4,838.40	4,487.88	4,049.43	5,025.42	5,326.86	4,997.80	5,191.39	6,718.73	64,210.68
Houston	5,439.03	4,177.62	3,674.72	2,829.03	2,840.76	2,883.24	2,744.48	3,176.95	3,503.66	2,688.73	2,210.28	4,871.16	41,039.66
Lamar	8,119.62	7,803.98	7,800.60	6,189.96	5,447.49	5,484.12	5,807.16	6,639.01	6,522.83	5,740.62	5,001.62	6,931.25	77,488.26
DSC	3,263.69	2,632.65	2,234.54	1,685.86	1,796.32	1,724.01	1,953.49	2,202.40	2,397.56	3,088.17	3,428.29	3,508.26	29,915.24
Athletics	5,812.57	5,032.72	5,117.11	6,011.04	6,037.43	6,842.30	5,712.03	4,763.88	3,493.39	4,701.27	4,380.02	4,518.22	62,421.98
Transportation	396.81	329.94	332.01	457.77	642.83	587.63	466.11	360.33	469.20	377.02	415.92	421.99	5,257.56
<b>Total</b>	<b>63,064.91</b>	<b>51,885.52</b>	<b>47,573.26</b>	<b>41,846.75</b>	<b>43,295.49</b>	<b>43,861.58</b>	<b>41,369.91</b>	<b>46,304.69</b>	<b>47,345.64</b>	<b>44,946.68</b>	<b>43,439.49</b>	<b>56,299.15</b>	<b>571,233.07</b>

2017-2018	Sep	Oct	Nov	Dec	Jan	Feb	Mar	Apr	May	Jun	Jul	Aug	Total
High School	20,964.79	17,125.19	14,383.09	14,348.03	13,867.31	14,530.75	12,948.84	15,373.78	17,994.50	17,853.85	17,135.62	18,680.20	195,205.95
MW Academy	360.46	277.60	257.11	246.51	184.54	228.89	199.80	190.17	233.70	299.20	268.17	316.68	3,062.83
Junior High	10,253.48	7,699.62	5,307.05	6,673.01	7,770.87	7,347.54	6,261.66	6,675.49	7,384.95	7,054.17	7,915.46	9,454.23	89,797.53
Travis	7,608.70	5,901.07	4,151.22	4,637.92	5,438.93	4,925.77	4,161.10	4,699.43	5,840.13	5,629.80	5,912.99	6,745.18	68,522.44
Houston	5,478.81	4,433.23	3,025.93	2,820.42	3,123.12	3,039.27	2,555.92	3,206.64	4,287.62	4,177.63	4,741.04	4,810.21	45,699.84
Lamar	7,105.51	6,564.41	5,829.67	5,587.82	4,357.69	5,047.29	4,443.31	5,716.89	6,753.37	6,864.56	6,753.36	7,287.57	72,311.45
DSC	3,284.29	2,538.91	1,895.38	1,965.06	1,912.56	1,868.35	1,670.00	2,116.76	2,665.65	3,397.56	3,537.50	3,412.22	30,264.24
Athletics	6,529.66	5,215.85	7,024.63	5,078.24	6,758.31	7,074.44	6,005.25	5,518.98	4,236.23	5,171.44	5,004.97	5,012.44	68,630.44
Transportation	423.30	362.94	523.97	616.39	813.05	698.49	445.97	461.36	413.16	494.58	518.08	510.69	6,281.98
<b>Total</b>	<b>62,009.00</b>	<b>50,118.82</b>	<b>42,398.05</b>	<b>41,973.40</b>	<b>44,226.38</b>	<b>44,760.79</b>	<b>38,691.85</b>	<b>43,959.50</b>	<b>49,809.31</b>	<b>50,942.79</b>	<b>51,787.19</b>	<b>56,229.42</b>	<b>576,906.50</b>

2018-2019	Sep	Oct	Nov	Dec	Jan	Feb	Mar	Apr	May	Jun	Jul	Aug	Total
High School	20,022.10	16,004.47	13,985.43	12,571.13	12,701.49	14,411.68	12,722.34	15,478.05	16,871.46	16,597.18	16,815.57	21,528.40	189,709.30
MW Academy	271.21	199.10	147.85	123.84	117.57	137.82	115.46	184.26	243.02	289.49	384.65	435.73	2,650.00
Junior High	9,384.43	7,000.42	6,821.27	6,855.84	7,901.36	7,526.86	7,038.19	5,739.45	6,327.74	6,681.61	7,309.58	9,250.23	87,836.98
Travis	7,750.05	5,803.50	4,647.11	4,279.74	4,326.99	4,907.85	4,562.72	4,047.71	4,860.13	4,904.84	5,677.17	7,328.97	63,096.78
Houston	5,227.47	3,728.27	2,557.39	2,096.01	2,535.17	2,723.18	2,449.58	2,376.43	2,911.73	3,060.62	3,632.95	4,734.33	38,033.13
Lamar	8,104.29	6,576.67	4,852.09	3,548.17	4,534.93	5,165.77	4,518.18	4,867.48	5,657.92	5,789.92	5,903.56	7,245.77	66,764.75
DSC	3,203.42	2,410.42	1,672.48	1,608.66	1,729.17	1,870.30	1,609.06	1,868.75	2,232.64	2,892.7			

Gas

2013-2014	Sep	Oct	Nov	Dec	Jan	Feb	Mar	Apr	May	Jun	Jul	Aug	Total
High School	503.05	554.16	1,229.01	6,349.27	5,910.22	7,038.36	4,249.40	1,251.11	588.91	509.78	358.60	411.85	28,953.72
MW Academy	43.74	43.60	56.13	140.75	193.88	158.54	96.33	59.57	42.27	43.82	42.55	43.82	965.00
Junior High	140.46	257.22	993.50	3,852.28	3,791.09	5,674.26	3,302.02	1,691.96	489.65	214.75	97.06	111.55	20,615.80
Travis	145.13	155.64	971.48	2,976.28	3,700.68	4,088.98	2,480.23	663.87	140.49	131.22	107.01	111.44	15,672.45
Houston	165.53	180.42	396.67	2,085.54	2,315.07	2,617.35	1,731.95	538.81	179.98	147.87	135.37	133.32	10,627.88
Lamar	139.38	241.47	796.39	2,976.38	2,890.13	3,982.97	2,203.07	837.00	307.80	283.61	234.60	208.24	15,101.04
DSC	47.35	65.73	298.07	1,859.10	1,752.97	2,628.90	1,161.93	380.24	91.65	104.04	99.26	97.12	8,586.36
Athletics	42.55	42.55	42.55	42.55	42.55	42.55	42.55	43.47	42.55	42.55	42.55	42.55	511.52
Transportation	53.34	68.88	106.73	923.01	632.95	701.06	742.95	145.44	81.34	88.67	83.79	83.15	3,711.31
<b>Total</b>	<b>1,280.53</b>	<b>1,609.67</b>	<b>4,890.53</b>	<b>21,205.16</b>	<b>21,229.54</b>	<b>26,932.97</b>	<b>16,010.43</b>	<b>5,611.47</b>	<b>1,964.64</b>	<b>1,566.31</b>	<b>1,200.79</b>	<b>1,243.04</b>	<b>104,745.08</b>

2014-2015	Sep	Oct	Nov	Dec	Jan	Feb	Mar	Apr	May	Jun	Jul	Aug	Total
High School	683.11	898.04	2,314.56	3,189.39	6,979.79	4,960.98	3,357.59	1,090.77	599.70	488.41	310.16	332.32	25,204.82
MW Academy	42.55	44.35	75.06	108.00	162.19	129.68	101.20	50.60	44.88	43.73	42.55	42.55	887.34
Junior High	179.98	321.69	2,086.57	2,939.04	4,704.20	4,512.03	2,914.82	1,414.63	321.79	229.51	96.14	80.58	19,800.98
Travis	151.27	191.48	1,076.30	2,239.43	3,527.54	2,930.93	2,008.71	482.54	243.25	131.09	105.21	107.76	13,195.51
Houston	184.34	270.50	674.38	1,318.07	2,308.13	1,962.78	1,291.00	196.23	92.99	89.54	85.10	85.10	8,558.16
Lamar	269.30	300.16	1,250.85	1,906.05	3,365.52	2,476.42	1,796.05	425.30	292.63	389.34			12,471.62
DSC	103.63	125.49	723.16	1,341.20	2,171.46	1,692.91	1,270.92	278.67	125.10	110.92	81.59	51.38	8,076.43
Athletics	42.55	42.55	42.55	42.55	42.55	42.55	42.55	43.48	42.55	42.55	42.55	42.55	511.53
Transportation	88.37	109.27	417.05	1,154.97	1,600.01	1,239.32	908.38	120.10	108.83	93.26	68.56	51.38	5,959.50
<b>Total</b>	<b>1,745.10</b>	<b>2,303.53</b>	<b>8,660.48</b>	<b>14,238.70</b>	<b>24,861.39</b>	<b>19,947.60</b>	<b>13,691.22</b>	<b>4,102.32</b>	<b>1,871.72</b>	<b>1,618.35</b>	<b>831.86</b>	<b>793.62</b>	<b>94,665.89</b>

2015-2016	Sep	Oct	Nov	Dec	Jan	Feb	Mar	Apr	May	Jun	Jul	Aug	Total
High School	551.84	876.92	811.28	3,194.39	4,208.18	4,040.01	1,327.14	736.38	423.32	319.76	244.71	324.89	17,058.82
MW Academy	42.55	42.55	42.55	79.84	90.58	103.41	60.93	48.73	43.42	42.55	43.56	42.55	683.22
Junior High	142.55	226.20	566.12	3,189.08	3,424.80	4,077.63	1,607.25	1,021.59	366.05	224.31	158.07	110.35	15,114.00
Travis	151.31	204.71	469.75	1,921.77	2,598.33	2,675.07	1,318.77	566.16	200.93	124.67	104.21	110.55	10,446.23
Houston	126.79	188.27	253.78	1,116.70	1,573.45	1,877.61	915.62	381.99	144.06	131.26	105.11	106.55	6,921.19
Lamar	181.92	247.71	1,023.00	3,139.21	3,676.37	3,066.41	1,095.53	426.77	165.35	82.22	55.40	51.82	13,211.71
DSC	46.22	48.51	202.30	1,397.68	1,703.64	1,598.46	644.44	240.37	114.28	68.93	58.09	59.97	6,182.89
Athletics	42.55	42.55	42.55	42.55	42.55	42.55	42.55	43.49	42.55	42.55	42.55	42.55	511.54
Transportation	52.36	48.51	56.51	727.89	1,034.43	972.76	693.35	105.41	85.59	88.71	90.35	96.15	4,052.02
<b>Total</b>	<b>1,338.09</b>	<b>1,925.93</b>	<b>3,467.84</b>	<b>14,809.11</b>	<b>18,352.33</b>	<b>18,453.91</b>	<b>7,705.58</b>	<b>3,570.89</b>	<b>1,585.55</b>	<b>1,124.96</b>	<b>902.05</b>	<b>945.38</b>	<b>74,181.62</b>

2016-2017	Sep	Oct	Nov	Dec	Jan	Feb	Mar	Apr	May	Jun	Jul	Aug	Total
High School	604.99	973.81	2,123.93	4,204.14	5,986.69	4,607.88	2,605.42	1,593.29	594.71	313.63	228.21	348.17	24,184.87
MW Academy	42.55	44.25	42.55	107.92	185.50	126.77	128.27	77.07	43.59	42.55	43.73	42.55	927.30
Junior High	183.91	262.38	527.74	2,586.04	3,696.92	4,908.83	1,805.30	772.50	447.72	347.24	192.35	86.83	15,817.76
Travis	149.29	194.26	351.21	2,030.50	3,476.95	2,773.33	1,039.06	474.97	246.93	164.07	117.23	114.43	11,132.23
Houston	151.95	192.24	309.48	755.98	446.91	359.19	194.99	90.51	86.03	85.10	85.10	85.10	2,842.58
Lamar	129.85	346.88	1,341.96	2,937.79	4,188.51	2,884.89	1,500.08	492.31	246.27	87.76	47.91	59.44	14,263.65
DSC	47.89	50.63	91.98	1,238.59	2,142.99	1,636.62	715.08	298.26	205.58	135.89	85.85	46.95	6,696.31
Athletics	42.55	42.55	42.55	42.55	42.55	42.55	42.55	43.49	42.55	42.55	42.55	42.55	511.54
Transportation	96.04	107.23	164.20	826.59	1,630.72	1,389.34	280.51	134.65	88.79	74.14	63.51	44.02	4,899.74
<b>Total</b>	<b>1,449.02</b>	<b>2,214.23</b>	<b>4,995.60</b>	<b>14,730.10</b>	<b>21,797.74</b>	<b>18,729.40</b>	<b>8,311.26</b>	<b>3,977.05</b>	<b>2,002.17</b>	<b>1,292.93</b>	<b>906.44</b>	<b>870.04</b>	<b>81,275.98</b>

2017-2018	Sep	Oct	Nov	Dec	Jan	Feb	Mar	Apr	May	Jun	Jul	Aug	Total
High School	615.95	740.47	1,026.91	3,569.45	7,600.59	5,612.48	2,846.87	759.23	569.07	213.11	373.85	430.89	24,358.87
MW Academy	42.55	42.55	63.93	122.50	308.31	182.05	147.66	72.57	55.69	42.55	43.93	42.55	1,166.84
Junior High	163.62	220.76	844.47	2,651.06	5,403.41	4,533.34	2,360.45	1,263.58	463.54	243.79	223.61	237.34	18,608.97
Travis	143.39	167.96	498.06	2,140.69	4,670.36	3,087.28	2,017.47	818.30	446.94	271.96	302.01	292.44	14,856.86
Houston	85.10	85.10	114.81	301.84	501.29	5,862.55	1,316.94	523.74	271.86	130.19	117.73	130.80	9,441.95
Lamar	111.95	160.16	476.27	1,714.44	4,128.15	3,104.00	1,624.58	708.62	281.09	82.49	76.37	97.72	12,565.84
DSC	46.92	56.96	316.45	1,404.65	2,777.14	2,189.25	1,058.18	340.53	172.98	66.93	65.38	67.04	8,562.41
Athletics	42.55												42.55
Transportation	44.01	44.35	364.21	1,154.11	1,602.85	1,125.52	420.04	134.63	107.77	76.66	75.18	76.83	5,226.16
<b>Total</b>	<b>1,296.04</b>	<b>1,518.31</b>	<b>3,705.11</b>	<b>13,058.74</b>	<b>26,992.10</b>	<b>25,696.47</b>	<b>11,792.19</b>	<b>4,621.20</b>	<b>2,368.94</b>	<b>1,127.68</b>	<b>1,278.06</b>	<b>1,375.61</b>	<b>94,830.45</b>

2018-2019	Sep	Oct	Nov	Dec	Jan	Feb	Mar	Apr	May	Jun	Jul	Aug	Total
High School	661.89	624.07	1,674.62	4,148.47	6,827.47	5,923.24	4,435.73	1,406.14	337.42	288.36	293.75	242.42	26,863.58
MW Academy	42.55	54.78	123.88	304.70	362.89	283.53	248.16	130.12		82.81	91.57	80.26	1,805.25
Junior High	241.49	550.95	1,278.47	3,283.51	4,222.67	3,197.52	2,510.40	961.55	159.99	261.28	180.92	92.96	16,941.71
Travis	181.19	403.37	1,339.50	3,160.76	4,000.28	3,391.25	2,571.19	853.66	69.12	231.18	201.06	174.75	16,577.31
Houston	191.14	284.22	881.11	2,365.71	2,912.38	2,286.74	1,857.70	668.57	59.68	209.10	190.27	163.10	12,069.72
Lamar	252.52	482.74	1,695.63	3,456.13	3,591.56	2,664.71	2,135.88	669.71	105.74	155.07	126.62	85.23	15,421.54
DSC	67.40	164.95	830.08	1,771.29	2,210.28	2,162.66	1,648.35	418.15	106.89	156.65	110.63	84.15	9,731.48
Transportation	75.68	200.57	427.34	1,170.85	2,180.86	1,786.57	1,281.68	386.59	26.63	119.39	105.24	80.26	7,841.66
<b>Total</b>	<b>1,713.86</b>	<b>2,765.65</b>	<b>8,250.63</b>	<b>19,661.42</b>	<b>26,308.39</b>	<b>21,696.22</b>	<b>16,689.09</b>	<b>5,494.49</b>	<b>865.47</b>	<b>1,503.84</b>	<b>1,300.06</b>	<b>1,003.13</b>	<b>107,252.25</b>

2019-2020	Sep	Oct	Nov	Dec	Jan	Feb	Mar	Apr	May	Jun	Jul	Aug	Total
High School	464.81	625.18	1,526.98	7,010.89	4,466.58	3,507.60	1,946.76					28.94	19,577.74
MW Academy	80.26	81.62	116.46	296.18	224.72	186.79	122.41	50.13	81.26	80.26	77.72	78.79	1,476.60
Junior High	142.74	221.36	580.81	3,433.80	2,852.83	2,116.85	656.97	347.04	227.84	195.0			



# BOARD OF TRUSTEES Agenda Item

MEETING DATE: October 12, 2020

**MEETING TYPE:**

- Regular Meeting
- Special Meeting

**AGENDA ITEM TYPE:**

- Action Item
- Non Action Item

**DISTRICT GOALS (Check all that apply):**

- Academic Competitiveness
- Competitive Work Force
- Promote Community/School Partnerships
- Fiscal Responsibility
- Safe and Secure Schools

**TITLE:** Annual Investment Report

**RECOMMENDED ACTION:** As there are no recommended changes to the investment policy or investment strategies, it is recommended that the Annual Investment Report be approved as presented.

**BOARD POLICY/STATE REGULATION/LAW REFERENCE (if applicable):** Board Policy CDA(LOCAL)

**OVERVIEW:**


The Superintendent or designees, Paul Hearn or Dorinda Brown, shall serve as the investment officer of the District and shall invest District funds as directed by the Board and in accordance with the District's written investment policy and generally accepted accounting procedures. All investment transactions except investment pool funds and mutual funds shall be executed on a delivery versus payment basis. In addition to the quarterly report required by law and signed by the District's investment officer, a comprehensive report on the investment program and activity shall be presented annually to the Board.

**FISCAL IMPACT:** N/A Reporting Only

**ATTACHMENTS:** Annual Investment Report; Board Policy CDA(LOCAL)

**DEPARTMENT(S) SUBMITTING FORM:** Business and Finance

**DEPARTMENT SIGNATURE/APPROVAL:**  



**MINERAL WELLS INDEPENDENT  
SCHOOL DISTRICT**

PAUL HEARN, CPA  
CHIEF FINANCIAL OFFICER

906 S.W. 5th Ave. □ Mineral Wells, TX 76067 □ 940-325-6404 Ext. 5113 □ [phearn@mwisd.net](mailto:phearn@mwisd.net)

October 12, 2020

To: Board of Trustees, Mineral Wells I.S.D.  
RE: Annual Investment Report

In compliance with the District's investment policy and strategies, investment of funds were made during the year in the Lone Star Investment Pool and our depository interest bearing accounts. Investments in Lone Star Investment Pool's Government Overnight Fund become available the next working day following a withdrawal request.

The average annual yield for Lone Star Investments was 1.0923% for 2019-2020.

Funds in First Financial Bank interest bearing accounts earned an average of 0.9252% during the 2019-2020 fiscal year. Interest rates decreased during the year.

Current investment policies and strategies will be followed for the 2020-2021 fiscal year. The District will invest funds in the depository interest bearing accounts, Lone Start Investment pool and certificates of deposits based on liquidity needs and best yield.

Sincerely,

A handwritten signature in black ink that reads "Paul Hearn". The signature is written in a cursive style and extends to the right with a long horizontal stroke.

Paul Hearn, CPA  
Chief Financial Officer

MINERAL WELLS INDEPENDENT SCHOOL DISTRICT  
INVESTMENT TRANSACTION REPORT  
FOR THE QUARTER ENDED AUGUST 31, 2020

I. INVESTMENT POSITION AS OF August 31, 2020

	<u>Cash</u>	<u>CD's</u>	<u>Lone Star</u>	<u>Total</u>
General Fund	\$ 6,962,211.56	\$ 0.00	\$ 7,140.76	\$ 6,969,352.32
Special Revenue	1,096,485.67	0.00	3.85	1,096,489.52
Debt Service	4,848.95	0.00	0.05	4,849.00
Internal Service	388,367.93	0.00	93,148.30	481,516.23
Trust & Agency	338,355.81	0.00	0.00	338,355.81
	<hr/>	<hr/>	<hr/>	<hr/>
Total as of August 31, 2020	<u>\$ 8,790,269.92</u>	<u>\$ 0.00</u>	<u>\$ 100,292.96</u>	<u>\$ 8,890,562.88</u>

II. LONE STAR INVESTMENT POOL

The Pool invests solely in obligations of the U.S. Government and its agencies and instrumentalities and in certain other high-quality investments secured by or consisting of such securities. Pool investments are confined to those of the highest quality under the Public Funds Investment Act (U.S. Government obligations), thus effectively eliminating credit risk. Interest rate risk associated with the Pool is low; all securities held by the Pool are required to have a maximum maturity of no more than three years from the date of purchase. Each Fund within the Pool has received the highest rating, that of AAA, from Standard & Poor's as required by the Public Funds Investment Act. The Government Overnight Fund's book value and market value are materially the same. Average rates for the Government Overnight Fund for the months of June, July, and August, 2020 were 0.1923%, 0.1512% and 0.1169% respectively.

The beginning balance in the General Fund's Government Overnight Fund was \$7,138.01. Interest of \$2.75 was deposited during the quarter, resulting in an ending balance of \$7,140.76 as of August 31, 2020.

The beginning balance in the Food Service Fund's Government Overnight Fund was \$3.85. No Interest was deposited during the quarter, resulting in an ending balance of \$3.85 as of August 31, 2020.

The beginning balance in the Internal Service Fund's (Insurance Fund) Government Overnight Fund was \$93,112.48. Interest of \$35.82 was deposited during the quarter, resulting in an ending balance of \$93,148.30 as of August 31, 2020.

The beginning balance in the Debt Service Fund's Government Overnight Fund was \$1,202.19. Withdrawals in the amount of \$1,202.53 were made during the quarter. Interest of \$.39 was deposited during the quarter, resulting in an ending balance of \$.05 as of August 31, 2020.

The above transactions were in compliance with the District's investment policy and relevant provisions of law.



Paul Hearn, Chief Financial Officer / Investment Officer



Dorinda Brown, Accountant / Investment Officer

**Investment Authority**

The Superintendent or other person designated by Board resolution shall serve as the investment officer of the District and shall invest District funds as directed by the Board and in accordance with the District's written investment policy and generally accepted accounting procedures. All investment transactions except investment pool funds and mutual funds shall be settled on a delivery versus payment basis.

**Approved  
Investment  
Instruments**

From those investments authorized by law and described further in CDA(LEGAL) under Authorized Investments, the Board shall permit investment of District funds, including bond proceeds and pledged revenue to the extent allowed by law, in only the following investment types, consistent with the strategies and maturities defined in this policy:

1. Obligations of, or guaranteed by, governmental entities as permitted by Government Code 2256.009.
2. Certificates of deposit and share certificates as permitted by Government Code 2256.010.
3. Fully collateralized repurchase agreements permitted by Government Code 2256.011.
4. A securities lending program as permitted by Government Code 2256.0115.
5. Banker's acceptances as permitted by Government Code 2256.012.
6. Commercial paper as permitted by Government Code 2256.013.
7. No-load mutual funds, except for bond proceeds, and no-load money market mutual funds, as permitted by Government Code 2256.014.
8. A guaranteed investment contract as an investment vehicle for bond proceeds, provided it meets the criteria and eligibility requirements established by Government Code 2256.015.
9. Public funds investment pools as permitted by Government Code 2256.016.

**Safety**

The primary goal of the investment program is to ensure safety of principal, to maintain liquidity, and to maximize financial returns within current market conditions in accordance with this policy. Investments shall be made in a manner that ensures the preservation of capital in the overall portfolio, and offsets during a 12-month period any market price losses resulting from interest-rate fluctua-

tions by income received from the balance of the portfolio. No individual investment transaction shall be undertaken that jeopardizes the total capital position of the overall portfolio.

**Investment  
Management**

In accordance with Government Code 2256.005(b)(3), the quality and capability of investment management for District funds shall be in accordance with the standard of care, investment training, and other requirements set forth in Government Code Chapter 2256.

**Liquidity and  
Maturity**

Any internally created pool fund group of the District shall have a maximum dollar weighted maturity of 180 days. The maximum allowable stated maturity of any other individual investment owned by the District shall not exceed one year from the time of purchase. The Board may specifically authorize a longer maturity for a given investment, within legal limits.

The District's investment portfolio shall have sufficient liquidity to meet anticipated cash flow requirements.

**Diversity**

The investment portfolio shall be diversified in terms of investment instruments, maturity scheduling, and financial institutions to reduce risk of loss resulting from overconcentration of assets in a specific class of investments, specific maturity, or specific issuer.

**Monitoring Market  
Prices**

The investment officer shall monitor the investment portfolio and shall keep the Board informed of significant changes in the market value of the District's investment portfolio. Information sources may include financial/investment publications and electronic media, available software for tracking investments, depository banks, commercial or investment banks, financial advisers, and representatives/advisers of investment pools or money market funds. Monitoring shall be done at least quarterly, as required by law, and more often as economic conditions warrant by using appropriate reports, indices, or benchmarks for the type of investment.

**Monitoring Rating  
Changes**

In accordance with Government Code 2256.005(b), the investment officer shall develop a procedure to monitor changes in investment ratings and to liquidate investments that do not maintain satisfactory ratings.

**Funds/Strategies**

Investments of the following fund categories shall be consistent with this policy and in accordance with the applicable strategy defined below. All strategies described below for the investment of a particular fund should be based on an understanding of the suitability of an investment to the financial requirements of the District and consider preservation and safety of principal, liquidity, marketability of an investment if the need arises to liquidate before maturity, diversification of the investment portfolio, and yield.

OTHER REVENUES  
INVESTMENTS

CDA  
(LOCAL)

Operating Funds	Investment strategies for operating funds (including any commingled pools containing operating funds) shall have as their primary objectives preservation and safety of principal, investment liquidity, and maturity sufficient to meet anticipated cash flow requirements.
Custodial Funds	Investment strategies for custodial funds shall have as their primary objectives preservation and safety of principal, investment liquidity, and maturity sufficient to meet anticipated cash flow requirements.
Debt Service Funds	Investment strategies for debt service funds shall have as their primary objective sufficient investment liquidity to timely meet debt service payment obligations in accordance with provisions in the bond documents. Maturities longer than one year are authorized provided legal limits are not exceeded.
Capital Project Funds	Investment strategies for capital project funds shall have as their primary objective sufficient investment liquidity to timely meet capital project obligations. Maturities longer than one year are authorized provided legal limits are not exceeded.
<b>Safekeeping and Custody</b>	The District shall retain clearly marked receipts providing proof of the District's ownership. The District may delegate, however, to an investment pool the authority to hold legal title as custodian of investments purchased with District funds by the investment pool.
<b>Sellers of Investments</b>	<p>Prior to handling investments on behalf of the District, a broker/dealer or a qualified representative of a business organization must submit required written documents in accordance with law. [See Sellers of Investments, CDA(LEGAL)]</p> <p>Representatives of brokers/dealers shall be registered with the Texas State Securities Board and must have membership in the Securities Investor Protection Corporation (SIPC) and be in good standing with the Financial Industry Regulatory Authority (FINRA).</p>
<b>Soliciting Bids for CDs</b>	In order to get the best return on its investments, the District may solicit bids for certificates of deposit in writing, by telephone, or electronically, or by a combination of these methods.
<b>Interest Rate Risk</b>	<p>To reduce exposure to changes in interest rates that could adversely affect the value of investments, the District shall use final and weighted-average-maturity limits and diversification.</p> <p>The District shall monitor interest rate risk using weighted average maturity and specific identification.</p>
<b>Internal Controls</b>	A system of internal controls shall be established and documented in writing and must include specific procedures designating who has authority to withdraw funds. Also, they shall be designed to

protect against losses of public funds arising from fraud, employee error, misrepresentation by third parties, unanticipated changes in financial markets, or imprudent actions by employees and officers of the District. Controls deemed most important shall include:

1. Separation of transaction authority from accounting and recordkeeping and electronic transfer of funds.
2. Avoidance of collusion.
3. Custodial safekeeping.
4. Clear delegation of authority.
5. Written confirmation of telephone transactions.
6. Documentation of dealer questionnaires, quotations and bids, evaluations, transactions, and rationale.
7. Avoidance of bearer-form securities.

These controls shall be reviewed by the District's independent auditing firm.

**Annual Review**

The Board shall review this investment policy and investment strategies not less than annually and shall document its review in writing, which shall include whether any changes were made to either the investment policy or investment strategies.

**Annual Audit**

In conjunction with the annual financial audit, the District shall perform a compliance audit of management controls on investments and adherence to the District's established investment policies.



# BOARD OF TRUSTEES Agenda Item

MEETING DATE: October 12, 2020

**MEETING TYPE:**

- Regular Meeting
- Special Meeting

**AGENDA ITEM TYPE:**

- Action Item
- Non Action Item

**DISTRICT GOALS (Check all that apply):**

- Academic Competitiveness
- Competitive Work Force
- Promote Community/School Partnerships
- Fiscal Responsibility
- Safe and Secure Schools

**TITLE:** Minutes of the September 14, 2020 and September 23, 2020 Meetings of the Board

**RECOMMENDED ACTION:** It is recommended that the September 14, 2020 and September 23, 2020 minutes be approved as presented.

**BOARD POLICY/STATE REGULATION/LAW REFERENCE (if applicable):** Board Policy BE(LOCAL)

**OVERVIEW:**

Review and approve minutes from prior meeting(s) of the Board of Trustees.

**FISCAL IMPACT:** N/A

**ATTACHMENTS:** Minutes

**DEPARTMENT(S) SUBMITTING FORM:** Superintendent

**DEPARTMENT SIGNATURE/APPROVAL:** 

**MINERAL WELLS INDEPENDENT SCHOOL DISTRICT  
MINERAL WELLS, TEXAS**

**SUBJECT:** Minutes of Board Workshop  
**PLACE:** District Services Complex  
**DATE:** September 14, 2020  
**TIME:** 5:30 p.m.

**Board Members Present:** Maria Jones, President  
Sunny Lee, Vice President  
Scott Elder, Secretary  
Lauretta Poole  
Joe Ruelas

**Board Members Absent:** Donna Henderson  
Greg Malone

**Central Administrators Present:** John Kuhn, Superintendent  
David Tarver, Assistant Superintendent

**Call to Order/Establish Quorum:** The board workshop was called to order at 5:34 p.m. by President Maria Jones. Let the record show that a quorum of board members was present, that this meeting had been duly called, and that notice of this meeting had been posted.

**Public Comment:** None

**Workshop:** The Board discussed planning for 2020-2021 and agenda review.

**Adjournment:** Upon a motion by Scott Elder and a second by Joe Ruelas, the meeting adjourned at 6:22 p.m. The motion carried 5-0.

---

Maria Jones, President

---

Scott Elder, Secretary

mb

**MINERAL WELLS INDEPENDENT SCHOOL DISTRICT  
MINERAL WELLS, TEXAS**

**SUBJECT:** Minutes of Regular Board Meeting  
**PLACE:** District Services Complex / PUBLIC via Videoconference  
**DATE:** September 14, 2020  
**TIME:** 6:00 p.m.

*Meeting site closed to the public. Video access provided.*

*In an effort to mitigate the spread of COVID-19 by avoiding meetings that bring people in a group setting, and in accordance with the Texas Governor's Declaration of Disaster enacted March 13, 2020, members of the Mineral Wells ISD Board of Trustees may be participating remotely in compliance with the Texas Open Meetings Act, as temporarily modified by the Texas Governor.*

**Board Members Present:** Maria Jones, President  
Sunny Lee, Vice President  
Scott Elder, Secretary  
Lauretta Poole  
Joe Ruelas

**Board Members Absent:** Donna Henderson  
Greg Malone

**Central Administrators Present:** John Kuhn, Superintendent  
David Tarver, Assistant Superintendent  
Carey Carter, Executive Director of Curriculum

**Call to Order/Establish Quorum:** The regular meeting was called to order at 6:24 p.m. by President Maria Jones. Let the record show that a quorum of board members was present, that this meeting had been duly called, and that notice of this meeting had been posted.

**Closed Session – Texas Government Code 551.074:** The Board adjourned into closed session at 6:24 p.m. The closed session ended at 7:05 p.m. No action was taken in closed session.

**Open Session:** The Board reconvened in open session at 7:07 p.m.

**Prayer:** Lauretta Poole opened the meeting with prayer.

**Pledges – U.S./Texas Flags:** Scott Elder led the audience in the pledges of allegiance.

**Mission & Vision Statements:** Joe Ruelas read the Mission and Vision Statements.

**Public Comment:** None

**President's Report:**

- Maria Jones, Board President, announced Team of Eight and EISO Training will be held September 28, 2020. Rhonda Crass, Leasor Crass, P.C., will facilitate the training.

- Ms. Jones reported that two board members will be attending the 2020 TASA/TASB Virtual Annual Convention, September 30-October 2. Joe Ruelas will represent the Board as the delegate to the convention.
- Scott Elder, MWISD Board Member and also serving on Tax Increment Reinvestment Zone Board, gave a brief update on TIRZ activities, including new zones. MWISD will not be included in these new zones.

**Superintendent’s Reports:**

**A. Enrollment Report**

Dr. Kuhn reported enrollment as of August 31, at 3,143, down by 100 from last year. 80 of this number is a decrease in PreK enrollment. PreK is not mandatory and, hopefully, parents are holding PreK students back due to COVID-19 concerns. Attendance is good at the elementary campuses. Junior High and High School are struggling a bit with attendance, some attributable to remote learners and trying to get them to engage every day.

**B. Special Education Update**

Parisa Lerma, Special Education Director, presented an update on the Special Education program. Ms. Lerma also reported that MWISD was selected for a three-part TEA review this past year. Thirty-seven folders were selected by TEA for review and all 37 folders were 100% compliant. TEA came back with high praise for the District, MWISD staff, and MWISD administrators.

**C. Remote Instruction Academy Update**

Carey Carter, Executive Director of Curriculum, presented an update on the Remote Instruction Academy (RIA), which is basically the equivalent of a new campus currently consisting of 742 PreK-12th grade students. RIA is led by Angie Myrick with help from RIA Coordinators Maycan Tomlin, Jr. High, and Nichole Gray, High School. Ashley Borjon has also been hired to assist with clerical duties. The RIA Asynchronous Plan was submitted early to TEA and approved on the first submission. Only 62% of plans submitted have been approved on first submission, indicating that MWISD has a good team and a good plan in place.

**D. Accountability Update**

Ms. Carter reported that accountability for all school districts across the state has been waived for 2020 due to COVID-19 and all districts and campuses will receive a label stating “Not Rated. Declared State of Disaster.” MWISD will maintain our B rating received for the last reporting year, 2018-2019, and will continue with programs already in place.

**Consent Agenda Items:**

**A. Monthly Financial Reports and Accounts Payable Listing**

**B. Water/Electricity/Gas Reports**

Joe Ruelas moved and Scott Elder seconded a motion to approve the consent agenda items as presented. The motion carried 5-0. (copies attached)

**C. Minutes of the August 7, 2020 Workshop, August 10, 2020 Workshop, August 10, 2020 Regular Meeting, and August 27, 2020 Special Meetings of the Board**

**Consider Memorandum of Understanding for Development of College Preparatory Mathematics and Language Arts Courses with Weatherford College:**

Scott Elder moved and Sunny Lee seconded a motion to approve the Memorandum of Understanding for Development of College Preparatory Mathematics and Language Arts Courses with Weatherford College as presented. Motion carried 5-0. (copy attached)

**Consider Approval of Local District Update 115, affecting local policies (see attached list):**

Scott Elder moved and Laretta Poole seconded a motion to approve Local District Update 115, affecting local policies, as presented. Motion carried 5-0. (copy attached)

**Information:**

**A. Calendars for September and October**

The Board received calendars for September and October.

**Vote on Closed Session Items:**

Scott Elder moved and Joe Ruelas seconded a motion to approve the following new personnel and reassignments:

<b>NAME</b>	<b>CAMPUS</b>	<b>CONTRACT</b>	<b>BEGINNING DATE</b>
Kala Elam	DSC SPED/ Speech Language Pathologist	PT1	9/15/2020

The motion carried 5-0. (Exhibit A attached)

**Adjournment:**

Upon a motion by Joe Ruelas and a second by Scott Elder, the meeting was adjourned at 8:08 p.m. The motion carried 5-0.

\_\_\_\_\_  
Maria Jones, President

\_\_\_\_\_  
Scott Elder, Secretary

mb

**MINERAL WELLS INDEPENDENT SCHOOL DISTRICT  
MINERAL WELLS, TEXAS**

**SUBJECT:** Minutes of Special Called Meeting  
**PLACE:** District Services Complex / PUBLIC via Videoconference  
**DATE:** September 23, 2020  
**TIME:** 5:00 p.m.

*Meeting site closed to the public. Video access provided.*

*In an effort to mitigate the spread of COVID-19 by avoiding meetings that bring people in a group setting, and in accordance with the Texas Governor's Declaration of Disaster enacted March 13, 2020, members of the Mineral Wells ISD Board of Trustees may be participating remotely in compliance with the Texas Open Meetings Act, as temporarily modified by the Texas Governor.*

**Board Members Present:** Maria Jones, President  
Sunny Lee, Vice President  
Scott Elder, Secretary  
Donna Henderson  
Greg Malone, via Zoom videoconference  
Lauretta Poole  
Joe Ruelas

**Board Members Absent:** None

**Central Administrators Present:** John Kuhn, Superintendent

**Call to Order/Establish Quorum:** The special meeting was called to order at 5:02 p.m. by President Maria Jones. Let the record show that a quorum of board members was present, that this meeting had been duly called, and that notice of this meeting had been posted.

**Public Comment:** None

**Consideration Resolution pertaining to Palo Pinto County Appraisal District Budget:** Donna Henderson moved and Sunny Lee seconded a motion to approve the Resolution pertaining to the Palo Pinto County Appraisal District budget as presented. *Roll call vote: Henderson–AYE, Ruelas–AYE, Malone–AYE, Jones–AYE, Elder–AYE, Lee–AYE, Poole–AYE.* The motion carried 7-0. (copy attached)

**Adjournment:** Upon a motion by Scott Elder and a second by Lauretta Poole, the meeting adjourned at 5:19 p.m. The motion carried 7-0.

---

Maria Jones, President

---

Scott Elder, Secretary

mb



# BOARD OF TRUSTEES Agenda Item

MEETING DATE: October 12, 2020

**MEETING TYPE:**

- Regular Meeting
- Special Meeting

**AGENDA ITEM TYPE:**

- Action Item
- Non Action Item

**DISTRICT GOALS (Check all that apply):**

- Academic Competitiveness
- Competitive Work Force
- Promote Community/School Partnerships
- Fiscal Responsibility
- Safe and Secure Schools

**TITLE:** Consider Bilingual Education Exception and ESL Waiver

**RECOMMENDED ACTION:** It is recommended that Mineral Wells ISD submit a request to TEA for an exception to the Bilingual Education Program and submit a waiver for ESL certification.

**BOARD POLICY/STATE REGULATION/LAW REFERENCE (if applicable):** Texas Education Code 29.054

**OVERVIEW:**

Districts and charter schools are required to identify students of limited English proficiency and to provide instruction to these students through a bilingual education program or an English second language program (TEC Chapter 29, Subchapter B). A district that does not have the appropriately certified teachers to serve limited English students in accordance with §29.054 must apply to TEA for a bilingual exception and/or ESL waiver. This application is made annually. MWISD is required to submit both.

**FISCAL IMPACT:** N/A

**ATTACHMENTS:** Letter to Board seeking approval for request to TEA

**DEPARTMENT(S) SUBMITTING FORM:** Executive Director of Curriculum

**DEPARTMENT SIGNATURE/APPROVAL:** *Carey Carter* *[Signature]*



MINERAL WELLS  
INDEPENDENT SCHOOL DISTRICT  
Carey Carter, Executive Director of Curriculum  
ccarter@mwisd.net

---

October 13, 2020

Dear Board Members:

It is the policy of the state that every student in the state who has a home language other than English and who is identified as an English language learner shall be provided a full opportunity to participate in a bilingual education or English as a second language (ESL) program, as required in the Texas Education Code (TEC), Chapter 29, Subchapter B.

To ensure equal educational opportunity, as required in the TEC, §1.002(a), each school district shall:

- (1) identify English language learners based on criteria established by the state;
- (2) provide bilingual education and ESL programs, as integral parts of the regular program as described in the TEC, §4.002;
- (3) seek certified teaching personnel to ensure that English language learners are afforded full opportunity to master the essential knowledge and skills required by the state; and
- (4) assess achievement for essential knowledge and skills in accordance with the TEC, Chapter 39, to ensure accountability for English language learners and the schools that serve them.

A school district that is unable to provide a bilingual education program as required by §89.1205(a) of this title (relating to Required Bilingual Education and English as a Second Language Programs) shall request from the commissioner of education an exception to the bilingual education program and the approval of an alternative program. The approval of an exception to the bilingual education program shall be valid only during the school year for which it was granted. A request for a bilingual education program exception must be submitted by **November 1**.

Also, a school district that is unable to provide an English as a second language program as required by §89.1205(d) of this title because of an insufficient number of certified teachers shall request from the commissioner a waiver of the certification requirements for **each teacher** who will provide instruction in English as a second language for English language learners. The approval of a waiver of certification requirements shall be valid only during the school year for which it was granted. A request for an English as a second language program waiver must be submitted by **November 1**.

As the Executive Director of Curriculum, I am asking for approval to request an exception to the bilingual education program, and a waiver of the certification requirements.

Sincerely,

Carey Carter  
Executive Director of Curriculum  
Mineral Wells ISD

906 Southwest 5<sup>th</sup> Avenue  
Mineral Wells, Texas 76067  
(940) 325-6404 FAX (940) 325-6378



# BOARD OF TRUSTEES Agenda Item

MEETING DATE: October 12, 2020

**MEETING TYPE:**

- Regular Meeting
- Special Meeting

**AGENDA ITEM TYPE:**

- Action Item
- Non Action Item

**DISTRICT GOALS (Check all that apply):**

- Academic Competitiveness
- Competitive Work Force
- Promote Community/School Partnerships
- Fiscal Responsibility
- Safe and Secure Schools

**TITLE:** Consider Special Education Homebound Waiver

**RECOMMENDED ACTION:** It is recommended that the Special Education Homebound Waiver be approved as presented and submitted to TEA for final approval.

**BOARD POLICY/STATE REGULATION/LAW REFERENCE (if applicable):** Texas Education Code (TEC) or rule of the board or commissioner, except as prohibited by TEC § 7.056 (e).

**OVERVIEW:**

If your school district provides remote homebound instruction to a special education student, your district may, with the approval of a waiver request, count the student in attendance for FSP funding purposes, including weighted funding purposes, provided that the following requirements are met:

- The student’s ARD committee must have determined, in a manner consistent with state and federal law,251 that the remote homebound instruction to be provided meets the needs of the student.
- The ARD committee must have documented that determination in the student’s IEP.
- All requirements related to the provision of special education homebound instruction must be met except for face-to-face instruction from the homebound teacher.

**FISCAL IMPACT:** Student ADA

**ATTACHMENTS:** Waiver

**DEPARTMENT(S) SUBMITTING FORM:** Executive Director of Curriculum

**DEPARTMENT SIGNATURE/APPROVAL:** Carey Carter Jewel

**Application Information**

Category: General  
 Creator: Carey Carter, District Editor  
 Status: Draft  
 Creation Date: 9/28/2020  
 Approving Superintendent:  
 Assigned To: Carey Carter

**LEA Contact**

**LEA Information**

LEA: MINERAL WELLS ISD (182903)  
 Address: 906 S W 5TH AVE, MINERAL WELLS, TX 76067-4895  
 Phone: (940) 325-6404

**Date of LEA Board of Trustees Approval**

Date:

**Special Instructions**

This waiver allows districts and charter schools to request a waiver of a requirement, restriction, or prohibition imposed by the Texas Education Code (TEC) or rule of the board or commissioner, except as prohibited by TEC § 7.056 (e).

**Waiver Description**

Enter a brief waiver description:  
 Remote Homebound Instruction Waiver for Special Education Student

**General Questions**

1. Give a brief narrative description of the requested waiver.  
 Remote Homebound Instruction Waiver for Special Education Student
2. Does the district or campus plan reflect the need for this waiver? If yes, what is the specific objective impacted by the waiver?  
 The student's ARD committee has determined that RIA be provided meet the needs of the student
3. Cite the section(s) of the Texas Education Code or the Texas Administrative Code that the district or campus wishes to waive.  
 4.7.2.5 Homebound Funding and 19 TAC 129.1025
4. Describe the plan to be implemented, if the waiver is granted.  
 The ARD committee determines the plan for the student.
5. How will granting this waiver help achieve the district's or campus' objective?  
 The affected student will generate attendance according to the homebound funding provisions in 4.7.2.5 Homebound Funding Requirements and Documentation
6. Please explain how the school district or campus will evaluate the impact of the waiver towards meeting the district's or campus' goal.  
 The district is able to provide FAPE for the student in accordance to the ARD

**Requested Years**

Years	
2020-2021	<input checked="" type="checkbox"/>



# BOARD OF TRUSTEES Agenda Item

MEETING DATE: October 12, 2020

**MEETING TYPE:**

- Regular Meeting
- Special Meeting

**AGENDA ITEM TYPE:**

- Action Item
- Non Action Item

**DISTRICT GOALS (Check all that apply):**

- Academic Competitiveness
- Competitive Work Force
- Promote Community/School Partnerships
- Fiscal Responsibility
- Safe and Secure Schools

**TITLE:** Consider Travis Elementary Security Camera Upgrade and Expansion

**RECOMMENDED ACTION:** It is recommended that purchases of security equipment, accessories, and installation assistance for the Travis Elementary campus be approved as presented.

**BOARD POLICY/STATE REGULATION/LAW REFERENCE (if applicable):** CH(LOCAL)

**OVERVIEW:**

The primary focus of this project is to replace and expand the security camera system on the Travis elementary campus. The current security camera system is an outdated, non-upgradeable, and coax-based system. Existing cameras and DVRs will be removed during this project, while new NVRs and IP-based POE (Power Over Ethernet) cameras will be installed. Cameras will be cabled to their nearest closets and powered by existing switching equipment as opposed to the current condition where all coax is run to a single location and each camera requires a separate power supply. NVRs and monitoring equipment will be placed in a secure, centralized space in the front office area.

**FISCAL IMPACT:** \$71,020.45

**ATTACHMENTS:** (3) Quotes: ATSI ATS-1600968542, CDWG LQWW845, S'ville Service 544 Y

**DEPARTMENT(S) SUBMITTING FORM:** Technology

**DEPARTMENT SIGNATURE/APPROVAL:**  

Company Address:  
ATSI  
5700 Tennyson Pkwy #300  
Plano, TX 75024  
sales@atsi.us



**Quote for:**  
Saugato Ray  
Mineral Wells ISD  
906 Southwest 5th Ave  
Mineral Wells, TX 76067  
sray@mwisd.net

**Quote name:** Mineral Wells Travis Elementary School  
**Quote date:** 24 Sep 2020  
**Quote reference:** ATS-1600968542

Name	Quantity	Gross Amount	Gross Total
DHI-NVR6A08-32-4KS2 WD Purple 24TB	5	\$2,878.00 each	\$14,390.00
N44CG52 4MP IP Eyeball 2.8mm IR IP67	55	\$180.00 each	\$9,900.00
N44BN52 4MP IP Wedge 2.8mm IR IP67	33	\$180.00 each	\$5,940.00
PFA139 Waterproof Junction Box for N44BN52	10	\$19.00 each	\$190.00
Wall Bell Mount Housings PFB204W for VD-N44BG52 Camera	25	\$26.00 each	\$650.00

## Terms and Conditions

All the Cameras to be set to DHCP by default before shipment and will have the NVRs firmware update to date. 3 Years Limited Product Warranty: Dahua also offers a 3 years limited warranty on all Products sold. For any Products sold that become defective within this 3 years limited warranty period, Dahua will either repair or replace the defective Product so long as the Product was not abused or improperly handled.

Total \$31,070.00

# QUOTE CONFIRMATION



DEAR SAUGATO RAY,

Thank you for considering CDW•G for your computing needs. The details of your quote are below. [Click here](#) to convert your quote to an order.

QUOTE #	QUOTE DATE	QUOTE REFERENCE	CUSTOMER #	GRAND TOTAL
LQWW845	9/24/2020	LQWW845	3711862	\$2,868.45

QUOTE DETAILS				
ITEM	QTY	CDW#	UNIT PRICE	EXT. PRICE
<a href="#">Tripp Lite 18U UPS-Depth Wall-Mount Rack Enclosure Cabinet, Hinged Back</a> Mfg. Part#: SRW18USDP UNSPSC: 24102001 Contract: TIPS Technology Solutions Products and Services (200105)	2	3949108	\$503.13	\$1,006.26
<a href="#">Tripp Lite 30ft High Speed HDMI Cable Digital A/V 4K x 2K UHD Gold M/M 30'</a> Mfg. Part#: P568-030 UNSPSC: 26121604 Contract: TIPS Technology Solutions Products and Services (200105)	5	3614405	\$29.37	\$146.85
<a href="#">Logitech Wireless Mouse M325 - Light Silver</a> Mfg. Part#: 910-002332 UNSPSC: 43211708 Contract: TIPS Technology Solutions Products and Services (200105)	1	2488417	\$27.66	\$27.66
<a href="#">Logitech Wireless Mouse M325 - Red</a> Mfg. Part#: 910-002651 UNSPSC: 43211708 Contract: TIPS Technology Solutions Products and Services (200105)	2	2636895	\$27.66	\$55.32
<a href="#">Logitech Wireless Mouse M325 - Blue</a> Mfg. Part#: 910-002650 UNSPSC: 43211708 Contract: TIPS Technology Solutions Products and Services (200105)	2	2636893	\$21.34	\$42.68
<a href="#">Tripp Lite UPS 1500VA Smart LCD AVR 120V Ext Run USB DB9 RJ11 RJ45 2U RM</a> Mfg. Part#: SMART1500LCDXL UNSPSC: 26111701 Contract: TIPS Technology Solutions Products and Services (200105)	2	2504394	\$275.45	\$550.90
<a href="#">SIIG Triple Monitor Desk Stand - mounting kit</a> Mfg. Part#: CE-MT1812-S2 UNSPSC: 31162313 Contract: TIPS Technology Solutions Products and Services (200105)	1	4146344	\$130.49	\$130.49
<a href="#">SIIG Articulated Freestanding Dual Monitor Desk Stand - 13"-27" - mounting</a> Mfg. Part#: CE-MT1U12-S1 UNSPSC: 31162313 Contract: TIPS Technology Solutions Products and Services (200105)	1	5385344	\$78.29	\$78.29

**QUOTE DETAILS (CONT.)**

<b>Acer V277 - LED monitor - Full HD (1080p) - 27"</b>	5	5333469	\$166.00	\$830.00
Mfg. Part#: UM.HV7AA.001				
UNSPSC: 43211902				
Contract: TIPS Technology Solutions Products and Services (200105)				

<b>PURCHASER BILLING INFO</b>	<b>SUBTOTAL</b>	\$2,868.45
<b>Billing Address:</b> MINERAL WELLS ISD ACCTS PAYABLE 906 SW 5TH AVE MINERAL WELLS, TX 76067-8445 <b>Phone:</b> (940) 325-6404 <b>Payment Terms:</b> NET 30 Days-Govt/Ed	<b>SHIPPING</b>	\$0.00
	<b>SALES TAX</b>	\$0.00
	<b>GRAND TOTAL</b>	<b>\$2,868.45</b>
	<b>DELIVER TO</b> <b>Shipping Address:</b> MINERAL WELLS ISD SAUGATO RAY 906 SW 5TH AVE MINERAL WELLS, TX 76067-8445 <b>Phone:</b> (940) 325-6404 <b>Shipping Method:</b> UPS Ground	
<b>Please remit payments to:</b> CDW Government 75 Remittance Drive Suite 1515 Chicago, IL 60675-1515		

Need Assistance? CDW•G SALES CONTACT INFORMATION



Laura Clark

(877) 325-6205

laurcla@cdwg.com

This quote is subject to CDW's Terms and Conditions of Sales and Service Projects at <http://www.cdwg.com/content/terms-conditions/product-sales.aspx>  
 For more information, contact a CDW account manager

© 2020 CDW•G LLC, 200 N. Milwaukee Avenue, Vernon Hills, IL 60061 | 800.808.4239



**HUB# 476925 ~ Security# B20319 ~ Electrical# 32617**  
241 E. Mason, Suite 101/ P.O. Box 246  
Stephenville, Texas 76401  
(254) 965-6000 office ~ (254) 965-6001 fax  
[svilleservices@gmail.com](mailto:svilleservices@gmail.com)



---

## “Proposal”

October 01, 2020

Job Number: 544 Y

To: Mineral Wells ISD  
Attn: Saugato Ray  
RE: Travis Elementary – Security Camera Upgrade

The labor & material for installation of **(90)** Network Drops, **(82)** Cameras (including mounting and angle adjustment – one ladder trip each); as well as demo and removal of **(25)** old cameras all to take place on the Travis Elementary School Campus of Mineral Wells ISD will be **\$37,082.00** with the following notes:

Includes:

1. (90) Network Drops; includes cable, jack, face plate, blank face plate, 1gang low volt frame
2. (82) Camera installations
3. Removal of (25) old cameras & associated cabling. (Located in the hallways, cafeteria, library and classrooms).
4. CAT 6 Green cabling; Plenum rated
5. Leviton eXtreme Cat 6 QuickPort Connectors
6. Leviton 41089-1WP Surface-Mount QuickPort Box or similar
7. Includes Terminating & Testing

Excludes:

1. Cameras devices & Patch Cords (provided by MWISD)
2. Mounting bracket/Junction box
3. Sales Tax

Notes:

1. **Add \$200.00** for Lift rental per day
2. Material ordered once Purchase Order is received
3. **If bonding required add 3 %**
4. Fully insured with all liability and workmen's compensation insurances included
5. Payment due net 10 days of invoice date.
6. **Quote good for 30 days**

Thank you for the opportunity to bid this project. If you have any questions, please feel to contact us.

Sincerely,  
Jamie L. (Bragg) Jones



# BOARD OF TRUSTEES

## Agenda Item

MEETING DATE: October 12, 2020

**MEETING TYPE:**

- Regular Meeting
- Special Meeting

**AGENDA ITEM TYPE:**

- Action Item
- Non Action Item

**DISTRICT GOALS (Check all that apply):**

- Academic Competitiveness
- Competitive Work Force
- Promote Community/School Partnerships
- Fiscal Responsibility
- Safe and Secure Schools

**TITLE:** Calendars for October and November

**RECOMMENDED ACTION:** This item for information only.

**BOARD POLICY/STATE REGULATION/LAW REFERENCE (if applicable):** \_\_\_\_\_


**OVERVIEW:**

See attached calendars.

**FISCAL IMPACT:** N/A

**ATTACHMENTS:** October and November Calendars

**DEPARTMENT(S) SUBMITTING FORM:** Superintendent

**DEPARTMENT SIGNATURE/APPROVAL:** 

## October 2020

Sunday	Monday	Tuesday	Wednesday	Thursday	Friday	Saturday
				<b>1</b>	<b>2</b>	<b>3</b>
			Virtual TASA/TASB Convention (Sept 30-Oct 2)			
				JH VB B/A @ Springtown 5p  Ram R/B FB @ Glen Rose 5p	HS CC @ Granbury Race for the Loot  Lady Rams VB v. WF Hirschi 4:30P  Ram FB v. Glen Rose 7p ( <i>Hero Night/ MWYSA Night</i> )	JH VB @ Brownwood  Lady Rams VB @ Iowa Park JV,F/11a, V/12p
<b>4</b>	<b>5</b>	<b>6</b>	<b>7</b>	<b>8</b>	<b>9</b>	<b>10</b>
		HS Tennis @ Iowa Park 4p  Lady Rams VB @ Graham 4:30P  JH FB B/A v. Castleberry 5p (7/Home, 8/Away)	HS CC @ Stephenville Thrill of the Hill	JH VB B/A v. Marsh 5p  Ram R/B FB @ Iowa Park 5p	<b>STUDENT HOLIDAY</b> <b>Parent/Teacher Conferences</b>  Lady Rams VB v. Iowa Park 4:30p ( <i>Dig Pink Night</i> )  Ram FB v. Iowa Park 7p ( <i>Pink Out</i> )	
<b>11</b>	<b>12</b>	<b>13</b>	<b>14</b>	<b>15</b>	<b>16</b>	<b>17</b>
	<b>STUDENT/STAFF HOLIDAY</b>  JH CC @ The Buff Haltom City 5p  Board Workshop 5:30p / Regular Meeting 7:00p	Lady Rams VB @ WF Hirschi 4:30P  JH FB B/A v. Azle Forte 5p (7/Away, 8/Home)		JH VB B/A @ Forte 5p  Ram R/B FB v. Vernon 5p	HS CC @ Kennedale Wildcat Run  Lady Rams VB @ Vernon (V/Doubleheader 4:30/5:30p; JV,F/6:30p)	
<b>18</b>	<b>19</b>	<b>20</b>	<b>21</b>	<b>22</b>	<b>23</b>	<b>24</b>
		Lady Rams VB v. Graham 4:30P ( <i>Senior Night</i> )  JH FB B/A v. Azle JH 5p (7/Home, 8/Away)	HS CC @ Dublin  JH CC @ Decatur (Reunion Grounds Joe Wheeler Pakr 5p)	JH VB B/A v. Azle 5p	Lady Rams VB @ Burkburnett 4:30p	
<b>25</b>	<b>26</b>	<b>27</b>	<b>28</b>	<b>29</b>	<b>30</b>	<b>31</b>
	RED RIBBON WEEK /LE					
	Team of Eight Board Training 5p-8p	JH FB B/A v. Lake Worth 5p (7/Away, 8/Home)	HS CC @ District 5-4A CC Meet (Wichita Falls)  Ram FB v. Graham 7p ( <i>Senior Night</i> )	JH VB B/A @ Lake Worth 5p  Ram R/B FB @ Graham 5p	<b>STUDENT HOLIDAY</b> <b>TEACHER WORKDAY</b>	

## November 2020

Sunday	Monday	Tuesday	Wednesday	Thursday	Friday	Saturday
<b>1</b>	<b>2</b>  *Ram FB @ Bridgeport 7p  <i>*if no games have been postponed, this game will be played as normally scheduled on Friday, Nov 6</i>	<b>3</b>  JH FB B/A v. Argyle 5p (7/Home, 8/Away)  Lady Rams BB Scrimmage @ Bowie TBA	<b>4</b>	<b>5</b>  JH VB B/A v. Argyle 5p  Ram R/B FB v. Bridgeport 5p	<b>6</b>	<b>7</b>  <b>VARSITY FOOTBALL DISTRICT GAMES POSTPONED MADE UP</b>
<b>8</b>	<b>9</b>  HS CC @ Regional CC Championship Region 1 (Lubbock)  JH VB B/A @ Decatur 5p  Board Workshop 5:30p / Regular Meeting 7:00p	<b>10</b>  Lady Rams BB @ Peaster 5p  JH FB B/A v. Decatur 5p (7/Away, 8/Home)	<b>11</b>	<b>12</b>	<b>13</b>  Lady Rams BB v. Venus 5p	<b>14</b>
<b>15</b>	<b>16</b>	<b>17</b>  Lady Rams BB @ Springtown 5p	<b>18</b>	<b>19</b>	<b>20</b>  Lady Rams BB @ Gainesville 5p	<b>21</b>
<b>22</b>	<b>23</b>  226 WORKDAY  Lady Rams BB @ NWHS Justin 1p	<b>24</b>  Lady Rams BB v. Western Hills 12p	<b>25</b>	<b>26</b>   Happy Thanksgiving	<b>27</b>	<b>28</b>
<b>29</b>	<b>30</b>					