

Teaching, Learning, and Enrollment
Committee Meeting
Thursday, January 8, 2026 4:30 PM

Dr. Matthew Prophet Education Center - Board
Auditorium
501 N. Dixon St
Portland, OR 97227

Agenda

1. Call to Order / Introductions
2. Public Comment (5 spots)
 - Three (3) for topics related to items on the meeting agenda
 - Two (2) for general topics related to Teaching, Learning, and Enrollment
3. To sign up for public comment email PublicComment@pps.net or call 503-916-3741
4. Career Technical Education (CTE) / College Career Readiness
5. Attendance Overview
6. Adjourn

College & Career Readiness + Career and Technical Education



PORTLAND

Public Schools

Graduating Students Ready for Postsecondary Success

- 80 CTE Programs of Study in 11 high schools
- 70+ distinct Dual Credit courses in 11 high schools
- 70+ distinct International Baccalaureate (IB) courses in 2 high schools
- 40+ distinct Advanced Placement (AP) courses in 7 high schools
- College & Career Readiness Centers in 11 high schools



Preparing Students for High Wage, High Demand Jobs

- Scale and Reach
 - PPS CTE serves nearly 10,000 students across 80 programs in 20 career clusters
- Student Outcomes
 - Last year, 1930 students earned completer status (up 31% YoY) and students have earned over 1000 credentials in the last 2 years (97%+ graduation rate for completers)
- Literacy in Real Context
 - We are developing a first-of-its-kind national model for literacy instruction in CTE in partnership with TNTF
- Partnership as Infrastructure
 - We are building a designed partnership ecosystem where industry, postsecondary, community, and cultural partners are intentionally aligned to mutually beneficial problems of practice
- The Complete Picture
 - A coherent, city-connected CTE system that prepares students for Portland's workforce, economic and community development



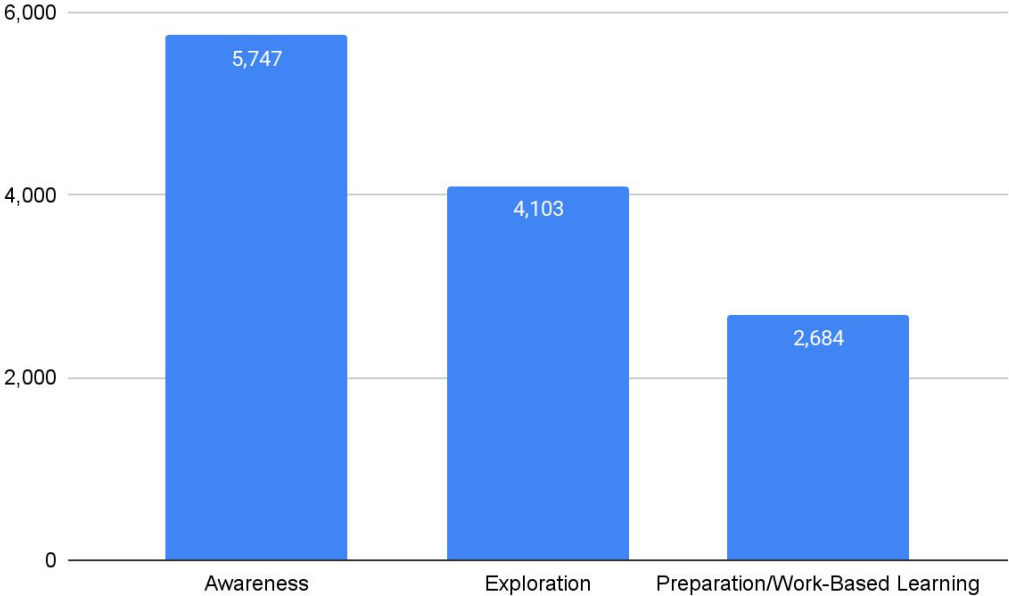
Accelerating Advanced Coursework Success

- 2024-25 Highlights
 - Record [18K+ college credits](#) earned through PCC, PSU, and OIT with a savings of \$3.19M
 - 3083 students took 5470 AP exams - 75% AP Exams had a score of 3 or above
 - AP scores of 3 or above increased in all [race/ethnicity groups](#)
 - 2148 IB tests in 2025 (increase of 13.7% since 2023)
- WR 121, a required college course for all degrees, is offered at 9 out of 11 high schools
- 10+ AP courses embed Dual Credit, offering students multiple ways to receive college credit
- 69% of the Class of 2024 graduated with 3+credits in AP, IB, or Dual Credit compared the 60% of the Class of 2019
 - For Historically Underserved Students by race, 50% of the Class of 2024 graduated with 3+ credits, compared to 45% of the Class of 2019



Creating Awareness and Connecting Career Interests

- In 2024-25, over 12,500 students participated in career connected learning opportunities (increase of 42% compared to 2023-2024)



Highlighting 2025-26 Events

- Each year there are 20+ workshops, activities, and other opportunities available to students across our high school system

PPS Learn & Earn Program 2025

Offered by PPS College & Career Readiness in partnership with SummerWorks



College & Career Readiness



June 30 - July 10
(Monday - Thursday)
9:30 am to 2:30 pm

Eligibility:
To participate in the PPS Learn and Earn Program you must:

- Be a current PPS high school student.
- Be between the ages of 14-17
- Commit to attend all the 7 sessions
- Complete the Interest Form (QR Code below)
- Be currently enrolled in the ELL Program

What's in it for me?

- Build your employability skills set and explore postsecondary opportunities
- Resume building and Interview skills
- Visit colleges and explore careers (PSU, PCC, Art Gallery, Kaisen, Tech company and more!)
- Attend a Job/Career Fair
- Receive \$500 Stipend!

Scan this QR Code to Complete the Interest Form



PSU/PPS - CTE COMPUTER SCIENCE & ENGINEERING DAY

Connect with current PSU Computer Science and Engineering Students and Faculty

- Learn about high school classes that will give you a head start on STEM pathways
- Participate in a fun, hands-on STEM activity that'll get you thinking, building, and experimenting (no experience needed)!
- HAVE FUN!

December 16
9 AM to 1 PM

APPLY BY:
December 5, 2025

APPLY HERE
<https://bit.ly/PSU-PPS-CTEDay>

GET INSPIRED
Explore the limitless potential of computer science and engineering pathways

Spots are VERY limited! APPLY NOW!

- Raffle, Swag, and Prizes
- Lunch and Transportation will be provided



You will receive a confirmation email

Best of PPS Film Festival Presents

FILM PATHWAYS FAIR

Best of PORTLAND PUBLIC SCHOOLS FILM FESTIVAL

You're Invited to Host a Table at the Film Pathways Fair! Connect with high school-aged filmmakers and creatives, and showcase your program to the next generation of talent.

May 21 st, 2025
5:30-6:30PM
Hollywood Theatre- Portland, OR

Bonus: After the Fair, enjoy the Best of PPS Film Festival - a celebration of work from Portland's emerging filmmakers!

Sign Up with this QR Code for the Film Pathways Fair NOW!



6



Wraparound Supports in the College & Career Center

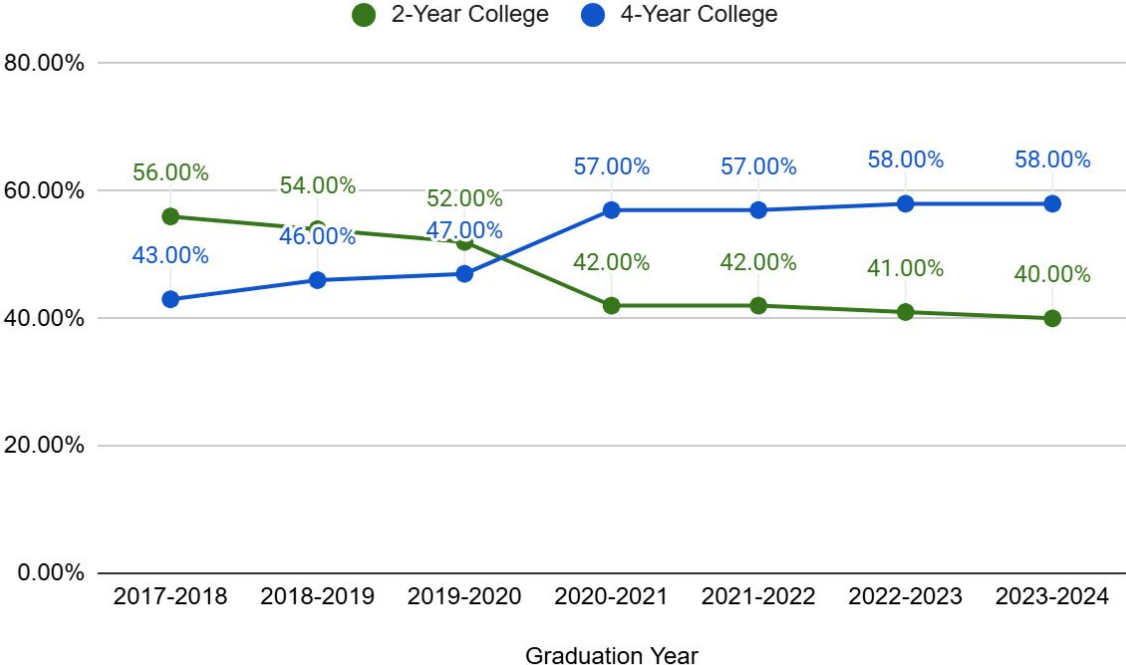
Linking education and career aspirations is critical for student success

- Career Coordinator
 - Career Workshops and Guest Speakers
 - Resume Building
 - Mock Interviews
 - Job Shadows, Internships, and Employment opportunities
 - Career Awareness, Exploration, and Work-based Learning Activities
- College Coordinator
 - On-campus College Visits
 - College and Career Exploration
 - Financial Aid and Scholarship Application
 - College Application Workshops
 - College Acceptance and Financial Aid Package Review



Increasing 4-Year College Enrollment Rates

4-Year college enrollment rates for HU students compared to 2-Year college enrollment rates

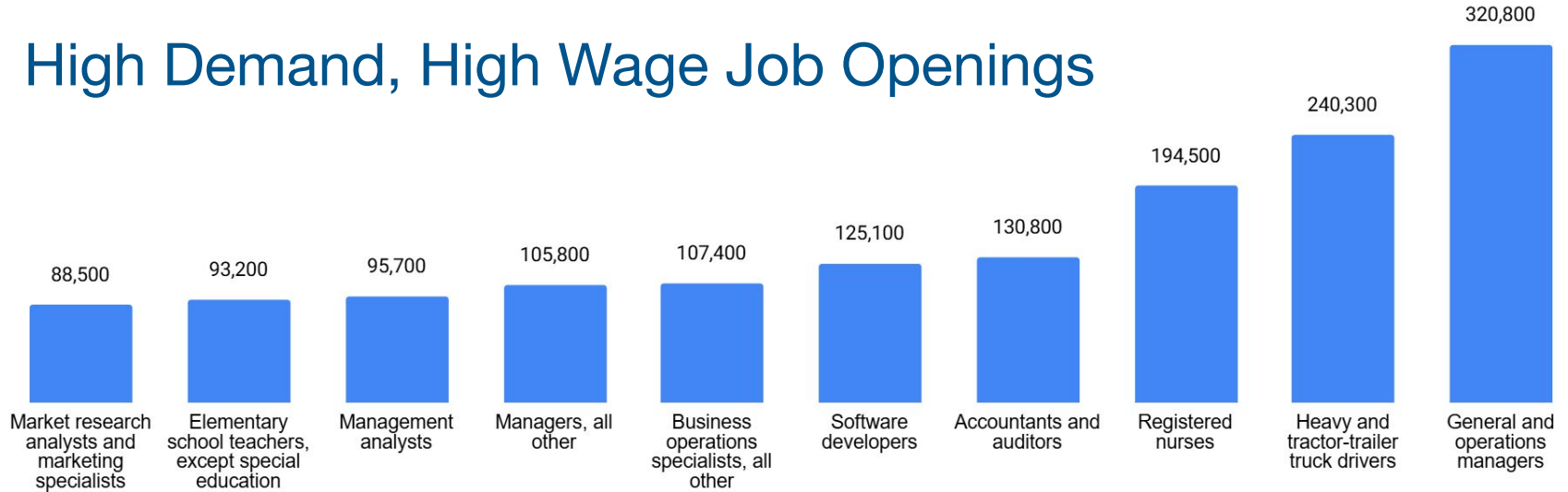


Appendices



Labor Market for 2023-2033

High Demand, High Wage Job Openings



Basic Needs*: \$51-88k a year

Students will need some postsecondary education and/or training

*1 adult and 1 preschooler, Worksystems 2024 report

PPS and PCC CTE Data Analysis

Students who took more CTE in high school earned more credits in their first year at PCC

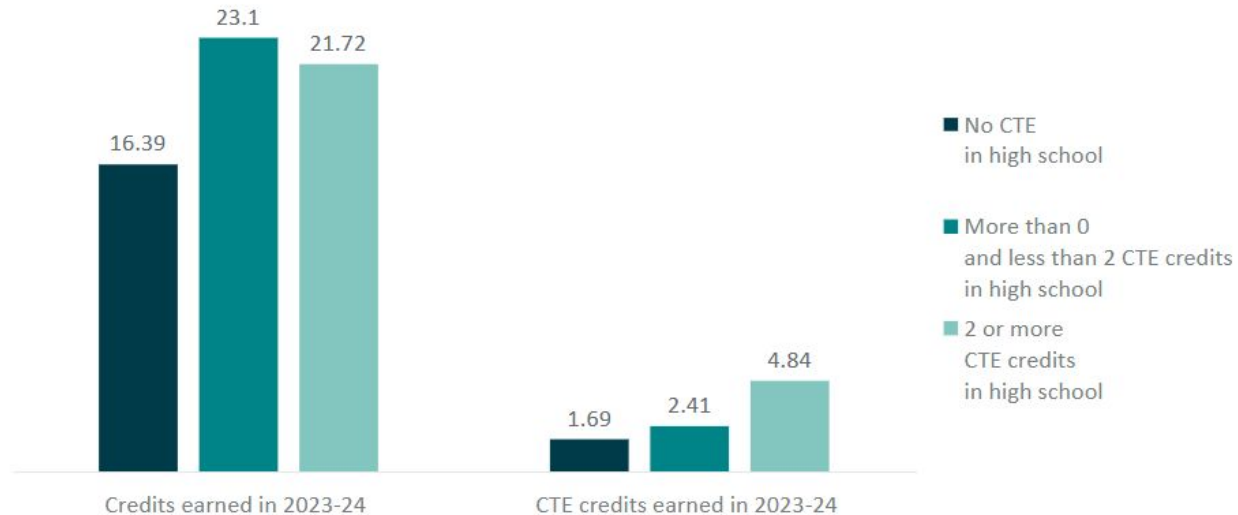


Source: Education Northwest analysis of PPS and PCC data



PPS and PCC CTE Data Analysis

... and in their second year at PCC

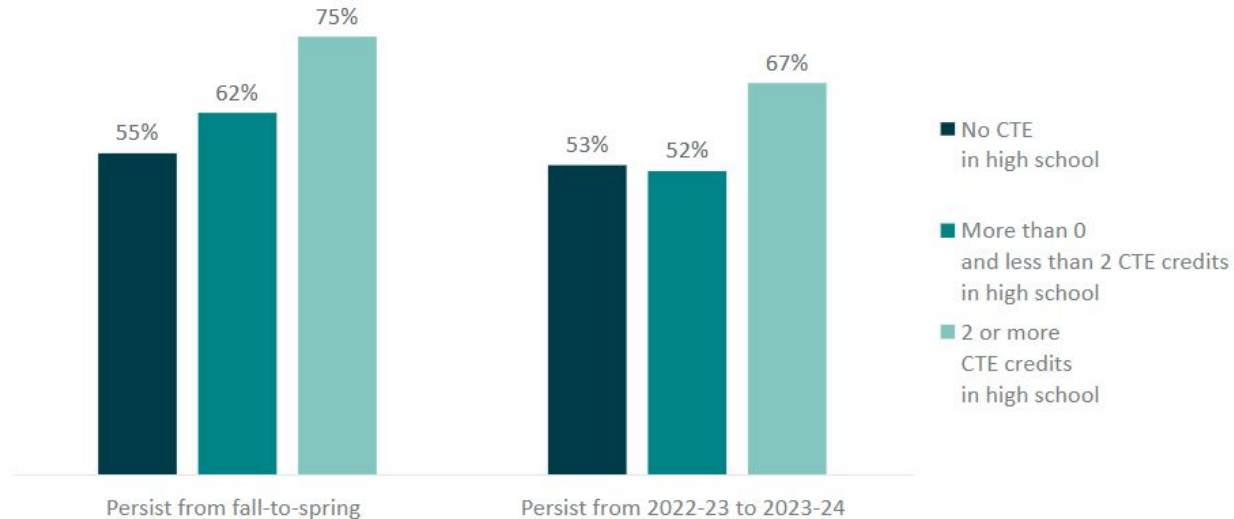


Source: Education Northwest analysis of PPS and PCC data



PPS and PCC CTE Data Analysis

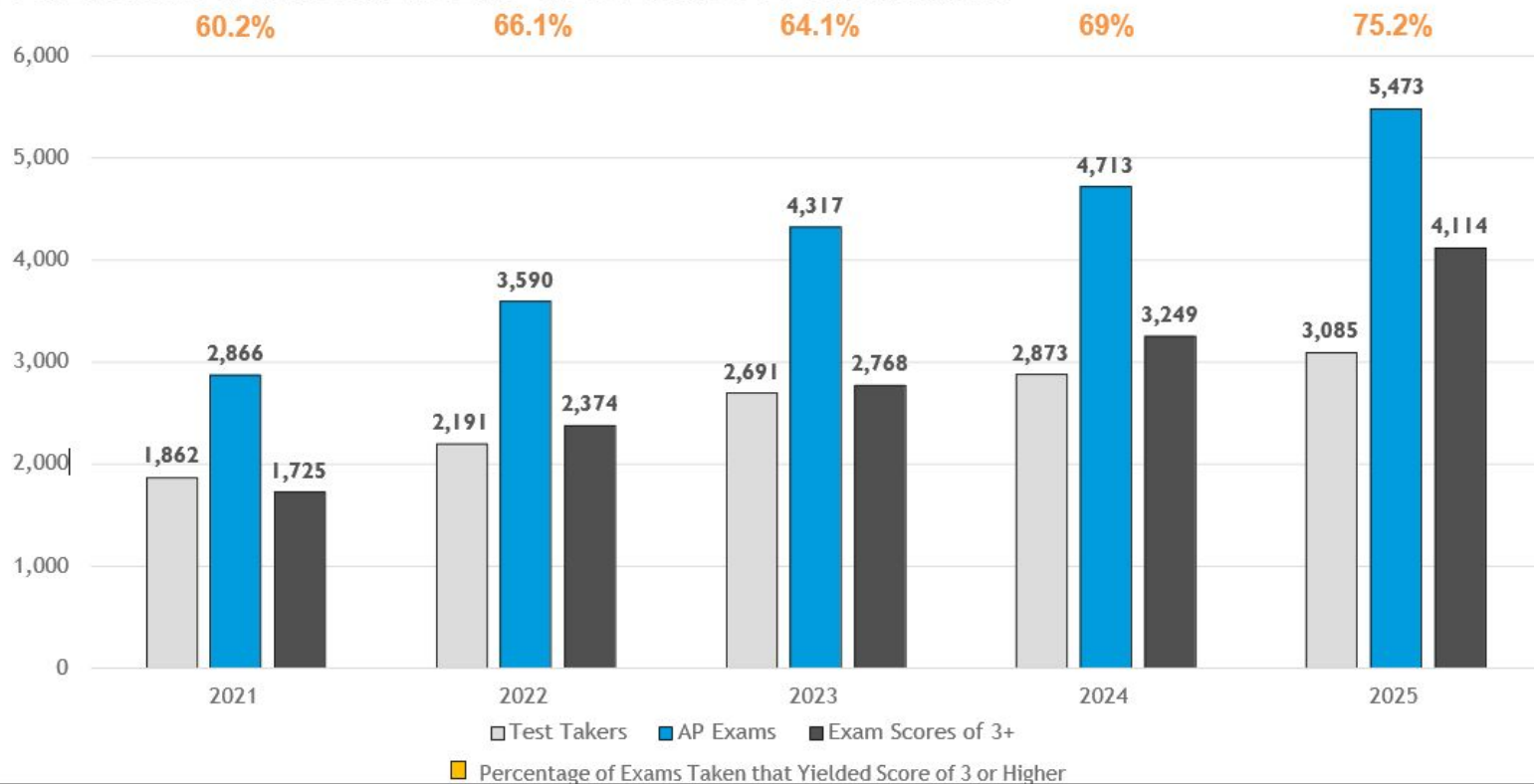
Students who took more CTE in high school were more likely to persist from fall-to-spring and year-to-year



Source: Education Northwest analysis of PPS and PCC data



Advanced Placement Trends: Portland

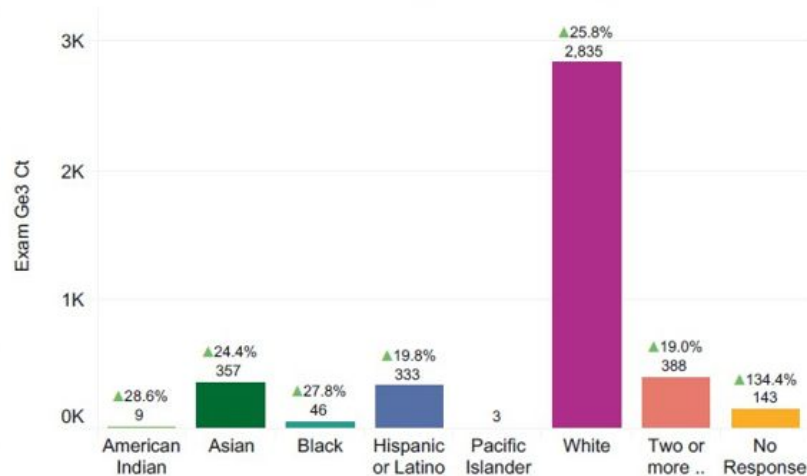


2025 Portland AP Performance

Summary:

- Exams taken: **5,473**
- % Change in exams taken from prior year: **+16.1%**
- Exams with score of 3,4 or 5: **4,114**
- % change in scores from prior year: **+26.6%**

AP Exams with Grade 3,4 or 5 by Race/Ethnicity



Questions?

Yeng Dhabolt

College & Career Readiness Director

Chris Brida

Career & Technical Education, AP & IB Director



Teaching, Learning, and Enrollment Attendance

Chandra Cooper; Senior Director of
Core Enrichment & MTSS

Naomi Orem; Assistant Director of
MTSS



**TOGETHER,
WE RISE**

January 8, 2026

Contents

- PPS Chronic Absenteeism Project
- National & District Attendance Data
- Strategies & Actions
- Promising Practices
- Attendance Definitions & Procedures



Chronic Absenteeism Project Overview

Purpose

- **To understand and identify potential root causes of chronic absenteeism in PPS**
- **Using national research, data, knowledge & experience from PPS school-based staff, we identified evidenced-based strategies to decreasing chronic absenteeism**

*Chronic absenteeism=less than 90% daily attendance/about two days absent per month

Attendance


Strategy 1



Strengthen Tier I Climate and Culture

- Sense of belonging
- Engagement
- Climate
- Teacher-student relationships
- Safety

Strategy 2



Data-Driven Attendance Teams

- Review attendance data regularly
- Identify Interventions
- Monitor progress

Strategy 3



Attendance Initiative Messaging


- Central Office
- Community
- Building
- Classroom

National Research & Impact Data

Why is this a priority?

- Only 17% of students who were chronically absent in kindergarten and 1st grade read at grade level by 3rd grade
 - * Chronic absenteeism= less than 90% daily attendance or about two days absent per month
- By 6th grade, chronic absenteeism is a strong predictor of a student dropping out of high school
- With chronic absences, students risk falling behind academically, social isolation and negative self-perception

Strategy 1



Strengthen Tier I Climate and Culture

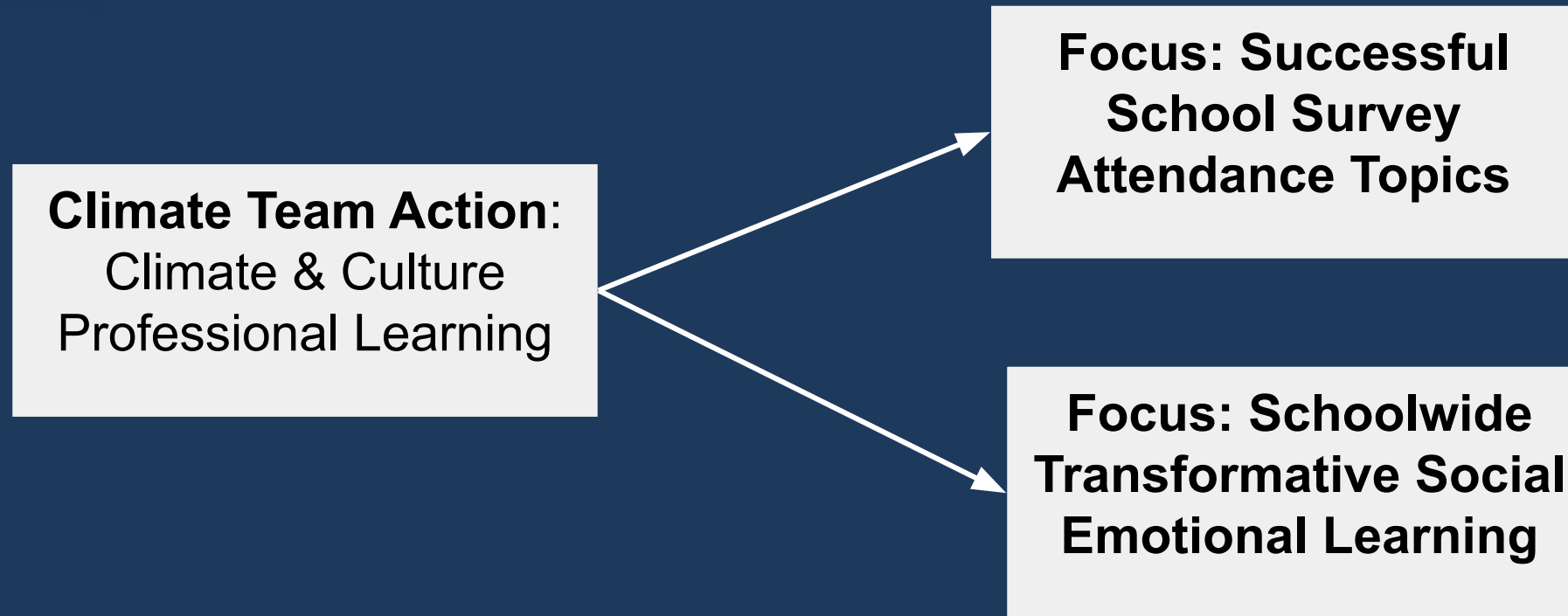
- Sense of belonging
- Engagement
- Climate
- Teacher-student relationships
- Safety

Climate Team Action:
Climate & Culture
Professional Learning

Admin & Coach Action:
Walkthroughs &
Coaching

Educator Action:
Self-assessment and
reflection

Climate Team Attendance Action



Attendance Strategy 1 Important Data Points

Successful Schools Survey (SSS) Response Rate: Highest response rate from students, staff and school leaders

- Student responses increased by **9%**

Attendance Topic with the Highest Gains: **School Safety**

Topic	% Favorable	National Percentile	Change from last year	Change over two years		% Favorable	National Percentile	Change from last year	Change over two years
<i>3rd - 5th Graders</i>						<i>6th - 12th Graders</i>			
School Safety	66%	Around the 80th percentile	+3	+5		63%	Around the 70th percentile	+5	+9


Explicit Social Emotional Learning in Staff Survey shows **2%** increase—up to 77%

Tier One Climate Attendance in Action

Roseway Heights

- Point-in-Time Attendance: **8.7%** increase (Reg. Attenders)
- All Successful Schools Survey Attendance Topics: **10%** average increase since 23-24
- African American Students: Sense of Belonging, Engagement & School Climate increased an average of **10%** from last year
- Climate Team and professional learning are in place
- **Explicit Social Emotional Learning** in Staff Survey: **75%--11%** increase

Strategy 2



Data-Driven Attendance Teams

- Review attendance data regularly
- Identify Interventions
- Monitor progress

Attendance Team/Admin action

Establish/Strengthen teaming structure and process

Attendance Team Action:
Develop & implement menu of tiered supports

Educator action:
Participate in all tiers of support

Strategy 2 Implementation Data

- Attendance Team training: 31 schools
- Individual school Attendance Team coaching: 23 schools
- Attendance Data Dashboard have been improved
- Attendance Resource Website for attendance teams is up and running.

Strategy 3



Attendance Initiative Messaging

- Central Office
- Community
- Building
- Classroom

Admin action

Engage staff in data and attendance goal progress

Educator action:

Engage students in learning about impact of absenteeism

Site Council Action:

Develop & implement communication strategies

Strategy 3 Implementation Data

Social Media

- September-Peninsula Attendance Incentives
- October-PPS Attendance Goals
- November-Woodlawn Walking Bus

Website/YouTube Playlist Dedicated to Attendance

Media Team Highlighting Jefferson & Roosevelt

External Communications provided Superintendent's Progress Report on Attendance

Absenteeism Definitions

Oregon Department of Education

- **Chronic:** absent more than 10% of the school year for any reason, excused or unexcused, equivalent to approximately 2 days per month.
- **Severe:** absent 50-79%
- **Acute:** absent more than 50%

PPS Attendance Data

Point in time as of Dec. 19

2025-26 Attendance Goal: increase overall attendance by 5%, increase focal group attendance by 8%.

74.24% (**2.3% Increase**) Students in PPS with Good or Acceptable Attendance (above 90%)

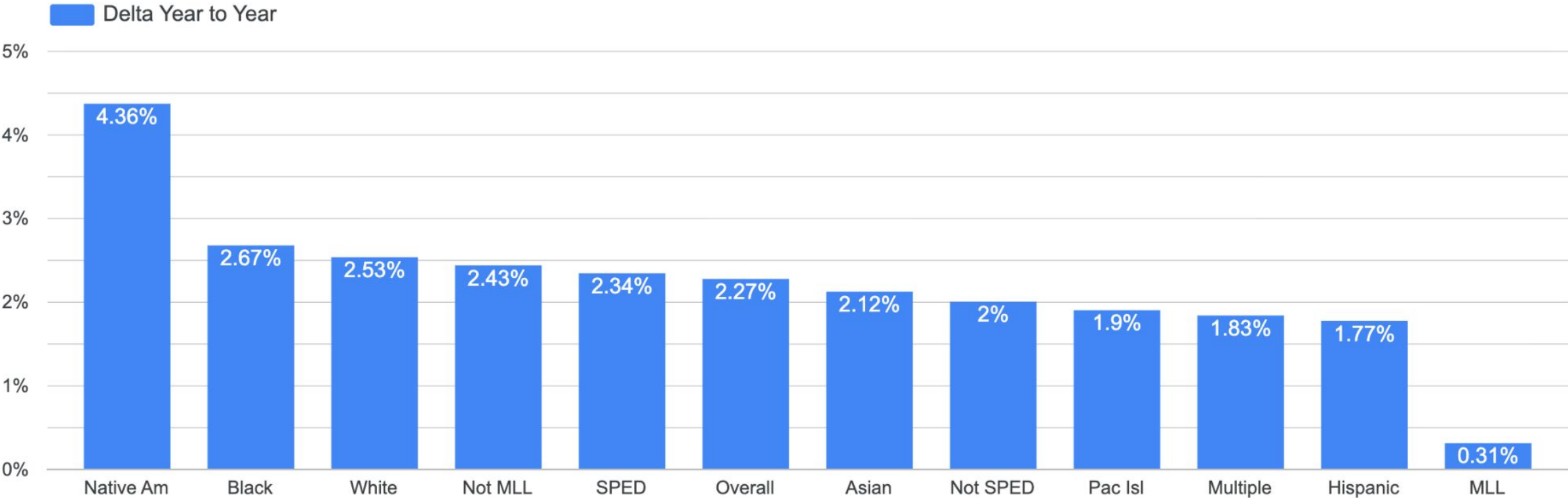
59 Schools have increased and/or maintained overall attendance

100% of PPS focal groups have increased attendance

PPS Attendance Data

Subgroup Growth

Delta from 24-25 to 25-26 by subgroup at point in time



Daily Attendance Procedures

Following PPS Attendance Handbook guidance, attendance is taken by a designated time, followed by automated notifications through Parent Square.

Automated notification times:

K-5: 9:30

K-8: 10:30

Middle School & High School: 12:30 & 4:30

Questions?