

# Agenda of Regular Meeting

## The Board of Trustees El Campo Independent School District

---

A Regular Meeting of the Board of Trustees of El Campo Independent School District will be held September 25, 2024, beginning at 6:00 PM in the Boardroom, 700 W. Norris, El Campo, TX 77437.

The subjects to be discussed are as listed below.

1. Call to Order/Opening Prayer/Pledge of Allegiance
2. Public Comment
3. Recognition
4. **Consent Agenda**
  - A. Governance
    1. Consider Approval of Minutes
      - a. Minutes for August 7, 2024, Special Meeting 3
      - b. Minutes for August 28, 2024, Public Hearing 4
      - c. Minutes for August 28, 2024, Regular Meeting 5
  - B. Business and Support Services
    1. Review of Monthly Financial Report for the Month of August 2024. 7
    2. Review of Checks Written for the Month of August 2024. 12
    3. Review of Quarterly Investment Report for Quarter Ending August 31, 2024. 37
    4. Review of Annual Investment Report for Year Ending August 31, 2024. 51
    5. Approval of Purchasing Cooperatives. 53
    6. Annual Review of School FIRST Criteria. 58
  - C. Personnel
  - D. Curriculum and Instruction
    1. Consider approval of the 2024-2025 Dual Credit Partnership Agreement with WCJC 62
  - E. Students
5. **Presentation Items**
  - A. Governance
  - B. Business and Operations
  - C. Curriculum and Instruction
    1. Presentation of 2024 STAAR / EOC Data 68
6. **Discussion and Action Items**
  - A. Curriculum and Instruction
  - B. Business and Operations
    1. Consider and Approve selection of Parkhill for Long-Range Facilities and Potential Bond Planning Services

2. Authorize Superintendent Callaghan or Designee to Execute a Professional Services Agreement with Parkhill

C. Governance

**7. Review Items**

A. Curriculum and Instruction

B. Business and Operations

C. Governance

**8. Closed Session:**

A. Texas Government Code § 551.074 (1) PERSONNEL MATTERS, to Deliberate the Appointment, Employment, Evaluation, Reassignment, Duties, Discipline, or Dismissal of a Public Officer or Employee

B. Pursuant to Texas Government Code § 551.076 and § 551.89, to Deliberate the Deployment, or Specific Occasions for Implementation of Security Personnel, Critical Infrastructure, Security Devices, or Training Programs

**9. Personnel**

**10. Superintendent's Report**

A. Governance

B. Business and Support Services

C. Personnel

D. Curriculum and Instruction

E. Students

F. Community and Governmental Relations

**11. Adjournment**

---

*If, during the course of the meeting, discussion of any item on the agenda should be held in a closed meeting, the Board will conduct a closed meeting in accordance with the Texas Open Meetings Act, Government Code, Chapter 551, Subchapters D and E. Before any closed meeting is convened, the presiding officer will publicly identify the section or sections of the Act authorizing the closed meeting. All final votes, actions, or decisions will be taken in open meeting.*

The notice for this meeting was posted in compliance with the Texas Open Meeting Act on Friday, September 20, 2024, at 5 p.m.

---

For the Board of Trustees

# Minutes of Special Meeting

## The Board of Trustees El Campo Independent School District

---

A Special Meeting of the Board of Trustees of El Campo Independent School District was held August 7, 2024, at 6:00 PM in the Boardroom, 700 W. Norris, El Campo, TX 77437.

**MEMBERS PRESENT:** Anthony Dorotik, Rich DuBroc, David Vallejo, Kathy Smith, James Cannell

**MEMBERS ABSENT:** Ed Erwin, Susan Nohavitza

**OTHERS PRESENT:** Bob Callaghan, Demetric Wells, Anne Rivera

Board President, Anthony Dorotik called the meeting to order at 6:00 p.m., August 7, 2024. Mr. Dorotik opened with a prayer followed by the Pledge of Allegiance. A quorum was reached.

**PUBLIC COMMENT:** None

### DISCUSSION AND ACTION ITEMS

- A. Mr. Wells reported to the Board the 24-25 ECISD Budget Based on the Wharton CAD Release of Certified Values August 1, 2024
- B. Discussion and consideration was given to publish the FY'25 (2024-2025) tax rates. The published M&O rate of .7552 combined with an I&S rate of .2975 and a total tax rate of \$1.0527/\$100 value were suggested. Rich DuBroc moved and David Vallejo seconded. The motion passed 5-0.
- C. Discussion and Consideration was given to Approve a Resolution to Pay Employees for the Emergency Weather Closure July 8 - 10, 2024. A motion was made by Rich DuBroc and a second by Kathy Smith. Motion was passed 5-0.
- D. Discussion and Consideration of was given to Modify the LVN Pay Grade (PG) from PG 6 to PG 7. A motion by Kathy Smith was made and then seconded by David Vallejo. Motion passed 5-0.

**CLOSED SESSION:** None

There being no further business, the meeting was adjourned at 6:47 p.m.

---

Anthony Dorotik, President

---

David Vallejo, Secretary

# Minutes of Public Hearing

## The Board of Trustees El Campo Independent School District

---

A Public Hearing of the Board of Trustees of El Campo Independent School District was held August 28, 2024, at 5:45 PM in the Boardroom, 700 W. Norris, El Campo, TX 77437.

**MEMBERS PRESENT:** Rich DuBroc, David Vallejo, Ed Erwin, Susan Nohavitzka, Kathy Smith, James Cannell

**MEMBERS ABSENT:** Anthony Dorotik

**OTHERS PRESENT:** Bob Callaghan, Alicia Stary, Demetric Wells, Anne Rivera, Valerie Coffman, Amanda Andersen, Mark Freeman, Elizabeth Tupa, Mauri Couey, Samantha Wortham, Moises Rodriguez and Colby Primeaux, Newspaper Representative

Board Vice President, Rich DuBroc called the meeting to order at 5:45 p.m., August 28, 2024. Mr. DuBroc opened with a prayer followed by the Pledge of Allegiance. A quorum was reached.

**PUBLIC COMMENT:** None

The Board Held a Public Meeting to Discuss the Proposed Budget and Tax Rates for 2024-2025.

There being no further business, the meeting was adjourned at 5:48 p.m.

---

Anthony Dorotik, President

---

David Vallejo, Secretary

# Minutes of Regular Meeting

## The Board of Trustees El Campo Independent School District

---

A Regular Meeting of the Board of Trustees of El Campo Independent School District was held August 28, 2024, at 6:00 PM in the Boardroom, 700 W. Norris, El Campo, TX 77437.

**MEMBERS PRESENT:** Rich DuBroc, David Vallejo, Ed Erwin, Susan Nohavitz, Kathy Smith, James Cannell

**MEMBERS ABSENT:** Anthony Dorotik

**OTHERS PRESENT:** Bob Callaghan, Alicia Stary, Demetric Wells, Anne Rivera, Valerie Coffman, Juan Rodriguez, Mark Freeman, Elizabeth Tupa, Mauri Couey, Samantha Wortham, Amanda Andersen, Moises Rodriguez, Jim Roemer, and Colby Primeaux, Newspaper Representative

Vice President, Rich DuBroc called the meeting to order at 6:00 p.m., August 28, 2024. Mr. DuBroc opened with a prayer followed by the Pledge of Allegiance. A quorum was reached.

**PUBLIC COMMENT:** Mr. Colby Primeaux introduced himself as a news reporter from the Wharton County Leader Journal.

Mr. Jim Roemer spoke to the board about the community interest in renovation to old school buildings and possible new construction.

**RECOGNITION:** None

**CONSENT AGENDA:** A motion was made by Kathy Smith and a second by Ed Erwin to approve the consent agenda. Motion was passed 6-0.

**PRESENTATION ITEMS:** None

### **DISCUSSION AND ACTION ITEMS:**

B.1. Mr. Wells reviewed the Final Amendments to the 23-24 General Operating Budget. A motion was made by Ed Erwin and a second by Susan Nohavitz. Motion was passed 6-0.

B.2 Mr. Wells reviewed with the board the Adoption of the 2024 (M&O) Maintenance and Operations Tax Rate. Ed Erwin made a motion followed by a second by Kathy Smith. Motion was passed 6-0.  
Mr. Wells also reviewed the Sinking Tax Rates (I&S). Susan Nohavitz moved with David Vallejo second to adopt the I&S tax rate. Motion passed 6-0.

B.3 Mr. Wells reviewed the 24-25 General Operating Budget with the Board. A motion was made by David Vallejo and a second by Ed Erwin to approve the ordinance and adopt the FY '25 Budget. Motion was passed 6-0.

B.4 Mr. Wells reviewed with the board for the Approval of the Resolution Authorizing the Defeasance of Outstanding Bonds. A motion was made by Kathy Smith and a second by Susan Nohavitz. Motion passed 6-0.

**REVIEW ITEMS:** None

**CLOSED SESSION:** The Board did not convene in closed session

**PERSONNEL:** None

**SUPERINTENDENT'S REPORT:**

- B.1 Mr. Callaghan reported to the board the progression of the Facility Committee which includes about 56 members. The committee recommended the board consider a facility assessment with funds generated from a potential bond.
- C.1 Mr. Callaghan reported enrollment numbers of 3,271 students as of last Friday, August 23<sup>rd</sup>

There being no further business, the meeting was adjourned at 6:41 p.m.

---

Anthony Dorotik, President

---

David Vallejo, Secretary

199	GENERAL FUND	Actual Sep-23	Actual Oct-23	Actual Nov-23	Actual Dec-23	Actual Jan-24	Actual Feb-24	Actual Mar-24	Actual Apr-24	Actual May-24	Actual Jun-24	Actual Jul-24	Actual Aug-23	Actual Aug-24	2022-23 Totals	
<b>REVENUE:</b>																
<b>5700</b>	<b>Local Revenue:</b>															
5711	Taxes Current Year	37,827	25,561	696,939	3,288,430	4,760,604	1,716,983	278,605	92,588	62,685	55,369	83,655	50,317	61,418	14,931,443	
5712	Taxes Prior Years	20,827	23,823	24,641	18,644	18,152	7,756	14,666	25,288	15,632	26,854	7,188	15,465	12,182	309,462	
5717	Excess Tax Proceeds	0	0	0	0	0	0	0	0	0	0	0	0	0	0	
5719	Pen, Int, & Other	18,856	6,526	8,972	5,736	9,424	41,947	32,207	20,907	16,197	22,823	18,132	15,744	9,395	247,601	
5730	Tuition and Fees	5,050	4,550	5,100	5,250	5,500	5,205	17,150	5,200	4,700	1,900	-5,800	1,400	2,950	70,514	
5740	Other Local Sources	43,506	49,897	46,645	60,311	52,380	51,526	55,892	48,955	39,920	34,231	31,474	60,022	71,713	574,502	
5750	Co/Curr Activities	9,618	21,795	10,330	1,025	1,179	3,419	1,921	1,520	817	1,664	5,560	29,420	27,459	89,995	
5760	Other Sources	0	0	0	0	0	0	0	0	0	0	0	0	0	0	
	<b>Total Local Rev:</b>	<b>135,683</b>	<b>132,153</b>	<b>792,627</b>	<b>3,379,397</b>	<b>4,847,239</b>	<b>1,826,837</b>	<b>400,441</b>	<b>194,458</b>	<b>139,950</b>	<b>142,841</b>	<b>140,208</b>	<b>172,368</b>	<b>185,117</b>	<b>16,223,517</b>	
<b>5800</b>	<b>State Revenue:</b>															
5811	Available School Fund	100,243	74,571	161,119	75,778	43,804	43,804	221,994	71,012	73,395	159,421	74,422	237,717	173,602	1,956,001	
5812	Foundation Entitlement	3,237,996	2,651,923	1,394,866	0	0	0	0	1,595,666	1,057,167	2,164,388	2,837,989	2,437,301	5,056,018	16,805,442	
5812	Founda Ent-prior year	2,325,637	0	0	0	0	0	0	0	23,800	0	0	-2,325,637	0	-1,463,704	
5819	Foundation Rev-Other	0	0	0	0	0	0	0	0	0	0	0	0	0	0	
5820	Misc State Program Rev	0	0	0	0	0	0	0	0	0	0	8,004	3,395	0	9,005	
5830	TRS On-Behalf	151,185	149,233	153,217	154,999	152,569	150,672	152,558	150,259	149,440	153,776	166,289	279,995	306,524	1,813,503	
5839	State Revenue	0	0	0	0	0	0	0	0	0	0	0	0	0	0	
	<b>Total State Rev:</b>	<b>5,815,061</b>	<b>2,875,727</b>	<b>1,709,202</b>	<b>230,777</b>	<b>196,373</b>	<b>194,476</b>	<b>374,552</b>	<b>1,816,937</b>	<b>1,303,802</b>	<b>2,477,585</b>	<b>3,086,704</b>	<b>632,770</b>	<b>5,536,144</b>	<b>19,120,247</b>	
<b>5900</b>	<b>Federal Revenue:</b>															
5930	Federal	0	9,243	28,346	-105	21,206	17,721	819	18,117	21,450	0	116,356	44,464	58,474	602,447	
	<b>Total Federal Rev:</b>	<b>0</b>	<b>9,243</b>	<b>28,346</b>	<b>-105</b>	<b>21,206</b>	<b>17,721</b>	<b>819</b>	<b>18,117</b>	<b>21,450</b>	<b>0</b>	<b>116,356</b>	<b>44,464</b>	<b>58,474</b>	<b>602,447</b>	
<b>7900</b>	<b>Other Res/Non-Oper</b>															
2021	Bond Issuance	0	0	0	0	0	0	0	0	0	0	0	0	0	0	
	<b>Total Other Res:</b>	<b>0</b>	<b>0</b>	<b>0</b>	<b>0</b>	<b>0</b>	<b>0</b>	<b>0</b>	<b>0</b>	<b>0</b>	<b>0</b>	<b>0</b>	<b>0</b>	<b>0</b>	<b>0</b>	
	<b>Total Revenue:</b>	<b>5,950,744</b>	<b>3,017,122</b>	<b>2,530,175</b>	<b>3,610,070</b>	<b>5,064,817</b>	<b>2,039,034</b>	<b>775,811</b>	<b>2,029,512</b>	<b>1,465,202</b>	<b>2,620,425</b>	<b>3,343,269</b>	<b>849,603</b>	<b>5,779,736</b>	<b>35,946,211</b>	
<b>EXPENDITURES:</b>																
<b>6000</b>	<b>Expenditures:</b>															
6100	Payroll Costs	577,677	2,378,518	2,348,502	2,358,973	2,315,271	2,296,621	2,341,236	2,302,801	2,354,719	2,391,382	2,309,806	4,015,681	4,031,232	26,670,331	
6200	Contracted Services	190,998	412,020	228,396	141,352	510,478	522,631	200,221	229,476	342,972	216,126	237,636	543,200	509,951	3,714,840	
6300	Supplies & Materials	135,762	149,708	132,404	109,401	191,032	103,561	121,717	436,728	116,759	79,480	-46,647	167,343	280,370	1,791,368	
6400	Other Operating	1,191,011	48,042	299,889	44,801	39,350	309,964	50,882	75,096	297,281	19,698	299,280	291,325	35,369	2,386,393	
6500	Debt Services	0	0	0	0	0	412,654	0	0	0	0	0	33,404	28,918	441,174	
6600	Capital Outlay	0	0	0	12,133	0	0	15,216	101,326	0	0	0	174,222	26,658	1,277,829	
8900	Other Uses/Non Operating	0	0	0	0	0	0	0	0	0	0	0	914,000	0	914,000	
	<b>Total Expenditures:</b>	<b>2,095,447</b>	<b>2,988,288</b>	<b>3,009,191</b>	<b>2,666,661</b>	<b>3,056,131</b>	<b>3,645,430</b>	<b>2,729,273</b>	<b>3,145,428</b>	<b>3,111,730</b>	<b>2,706,686</b>	<b>2,800,075</b>	<b>6,139,175</b>	<b>4,912,498</b>	<b>37,195,934</b>	
<b>ENDING BALANCE</b>		<b>3,855,297</b>	<b>28,834</b>	<b>-479,016</b>	<b>943,409</b>	<b>2,008,686</b>	<b>-1,606,396</b>	<b>-1,953,462</b>	<b>-1,115,916</b>	<b>-1,646,528</b>	<b>-86,261</b>	<b>543,194</b>	<b>-5,289,572</b>	<b>867,238</b>		
<b>GF FB as of 8/31/23</b>		<b>8,624,997</b>														
		12,480,293	12,509,128	12,030,112	12,973,521	14,982,207	13,375,811	11,422,349	10,306,432	8,659,904	8,573,643	9,116,837	8,624,995	9,984,075		

240	FOOD SERVICE	Actual Sep-23	Actual Oct-23	Actual Nov-23	Actual Dec-23	Actual Jan-24	Actual Feb-24	Actual Mar-24	Actual Apr-24	Actual May-24	Actual Jun-24	Actual Jul-24	Actual Aug-23	Actual Aug-24	2022-23 Totals
<b>REVENUE:</b>															
<b>5700</b>	<b>Local Revenue:</b>														
5740	Earnings from Temp Dep	0	0	3,125	0	0	4,019	0	0	4,470	0	0	878	3,949	3,089
5750	Lunch	31,012	32,365	21,636	17,587	23,344	27,932	18,259	29,614	16,066	2	1,269	30,475	10,630	230,333
5750	Breakfast	2,092	1,832	1,397	889	1,291	1,580	897	1,803	898	0	0	1,202	619	12,134
5750	A La Carte	7,322	6,411	4,889	3,112	4,518	5,530	3,139	6,311	3,143	0	0	4,207	2,167	42,469
5750	Catering/Vending	0	378	0	0	0	2,455	-1,269	1,162	0	0	0	0	2,199	6,561
5750	Summer Food Service	0	0	0	0	0	0	0	0	0	0	216	-745	0	45
	<b>Total Local Ren:</b>	<b>40,426</b>	<b>40,985</b>	<b>31,047</b>	<b>21,589</b>	<b>29,153</b>	<b>41,516</b>	<b>21,026</b>	<b>38,890</b>	<b>24,577</b>	<b>2</b>	<b>1,484</b>	<b>36,017</b>	<b>19,564</b>	<b>294,631</b>
<b>5800</b>	<b>State Revenue</b>														
5829	Misc St Program Rev.	0	0	0	0	0	0	8,206	0	0	0	0	0	0	8,335
5831	TRS On-Behalf Benefit	0	0	0	0	0	0	0	0	0	0	0	0	0	0
	<b>Total State Rev:</b>	<b>0</b>	<b>0</b>	<b>0</b>	<b>0</b>	<b>0</b>	<b>0</b>	<b>8,206</b>	<b>0</b>	<b>0</b>	<b>0</b>	<b>0</b>	<b>0</b>	<b>0</b>	<b>8,335</b>
<b>5900</b>	<b>Federal Revenue</b>														
5921	School Breakfast	0	0	0	103,707	80,625	41,650	53,088	33,881	59,669	44,490		41,821	32,887	443,552
5922	National School Lunch	0	0	0	266,237	208,049	118,753	143,419	92,577	159,004	116,078		105,208	100,841	1,225,536
5923	USDA Donated Com	14,388	14,388	14,388	14,388	14,388	14,388	14,388	14,388	14,388	14,388	14,388	-650	12,835	148,909
5929	Fed Rev TEA-Sum Feed	0	0	0	0	0	0	0	0	0	0		9,398	38,676	9,398
5939	Emerg Oper Cost, Supply Chain	0	13,849	17,143	0	0	128,318	475	0	332	206	621	0	0	123,516
	<b>Total Federal Rev:</b>	<b>14,388</b>	<b>28,237</b>	<b>31,531</b>	<b>384,332</b>	<b>303,062</b>	<b>303,109</b>	<b>211,371</b>	<b>140,846</b>	<b>233,393</b>	<b>175,162</b>	<b>15,009</b>	<b>155,777</b>	<b>185,239</b>	<b>1,950,911</b>
<b>7900</b>	<b>Other Res/Non-Oper:</b>														
7940	Other Res/Non-Oper	0	0	0	0	0	0	0	0	0	0	0	0	0	0
	<b>Total Other Res:</b>	<b>0</b>	<b>0</b>	<b>0</b>	<b>0</b>	<b>0</b>	<b>0</b>	<b>0</b>	<b>0</b>	<b>0</b>	<b>0</b>	<b>0</b>	<b>0</b>	<b>0</b>	<b>0</b>
	<b>Total Revenue:</b>	<b>54,814</b>	<b>69,223</b>	<b>62,578</b>	<b>405,921</b>	<b>332,215</b>	<b>344,626</b>	<b>240,602</b>	<b>179,736</b>	<b>257,971</b>	<b>175,164</b>	<b>16,493</b>	<b>191,794</b>	<b>204,803</b>	<b>2,253,876</b>
<b>EXPENDITURES:</b>															
<b>6000</b>	<b>Expenditures:</b>														
6100	Payroll & Benefits	1,271	70,685	67,244	68,181	65,481	69,435	72,722	66,429	71,215	69,369	71,298	134,016	114,144	815,799
6200	Contracted Services	0	88,496	106,687	90,346	72,451	85,159	96,723	45	198,297	96,535	1,277	78,736	83,375	966,803
6300	Supplies & Materials	14,733	14,617	14,594	14,412	14,406	35,055	15,511	14,947	14,394	14,388	14,388	43,578	8,487	193,861
6400	Other Operating	0	0	241	168	83	53	168	65	417	0	539	0	0	719
6600	Capital Outlay	0	0	0	0	0	7,663	0	195,782	0	0	70,250	0	0	0
	<b>Total Expenditures:</b>	<b>16,004</b>	<b>173,798</b>	<b>188,766</b>	<b>173,106</b>	<b>152,421</b>	<b>197,365</b>	<b>185,123</b>	<b>277,269</b>	<b>284,323</b>	<b>180,292</b>	<b>157,753</b>	<b>256,330</b>	<b>206,006</b>	<b>1,977,183</b>
	<b>ENDING BALANCE</b>	<b>38,810</b>	<b>-65,766</b>	<b>-191,954</b>	<b>40,860</b>	<b>220,654</b>	<b>367,915</b>	<b>423,394</b>	<b>325,861</b>	<b>299,509</b>	<b>294,381</b>	<b>153,121</b>	<b>276,694</b>	<b>151,918</b>	

511	DEBT SERVICE	Actual Sep-23	Actual Oct-23	Actual Nov-23	Actual Dec-23	Actual Jan-24	Actual Feb-24	Actual Mar-24	Actual Apr-24	Actual May-24	Actual Jun-24	Actual Jul-24	Actual Aug-23	Actual Aug-24	2022-23 Totals
<b>REVENUE:</b>															
<b>5700</b>	<b>Local Revenue:</b>														
5711	Taxes Current Year	2,765	9,961	271,599	1,281,511	1,855,222	669,114	108,573	36,082	24,428	21,578	32,600	3,678	23,935	1,091,288
5712	Taxes Prior Years	1,370	1,727	1,576	1,343	1,177	532	1,036	1,745	1,027	1,990	471	1,021	865	20,566
5719	Pen, Int, & Other	1,289	473	561	417	490	8,381	10,073	4,703	3,458	4,264	5,660	1,064	2,023	13,469
5742	Earnings Fm Temp Dep	807	845	833	1,867	7,521	14,417	18,611	12,161	7,188	7,022	7,316	1,936	2,879	25,924
	<b>Total Local Rev:</b>	<u>6,231</u>	<u>13,007</u>	<u>274,568</u>	<u>1,285,138</u>	<u>1,864,410</u>	<u>692,444</u>	<u>138,293</u>	<u>54,691</u>	<u>36,101</u>	<u>34,855</u>	<u>46,047</u>	<u>7,698</u>	<u>29,702</u>	<u>1,151,248</u>
<b>5800</b>	<b>State Revenue:</b>														
5829	St Rev Dist By TEA	0	0	0	153,125	0	0	0	0	0	0	116,213	-8,162	-4,517	61,122
	<b>Total State Rev:</b>	<u>0</u>	<u>0</u>	<u>0</u>	<u>153,125</u>	<u>0</u>	<u>0</u>	<u>0</u>	<u>0</u>	<u>0</u>	<u>0</u>	<u>116,213</u>	<u>-8,162</u>	<u>-4,517</u>	<u>61,122</u>
<b>7900</b>	<b>Other Res/Non-Oper:</b>														
7911	Issuance of Bonds	0	0	0	0	0	0	0	0	0	0	0	0	0	0
7916	Issuance of Bonds	0	0	0	0	0	0	0	0	0	0	0	0	0	0
7915	Operating Transfers	0	0	0	0	0	0	0	0	0	0	0	914,000	0	914,000
	<b>Total Other Res:</b>	<u>0</u>	<u>0</u>	<u>0</u>	<u>0</u>	<u>0</u>	<u>0</u>	<u>0</u>	<u>0</u>	<u>0</u>	<u>0</u>	<u>0</u>	<u>914,000</u>	<u>0</u>	<u>914,000</u>
	<b>Total Revenue:</b>	<u>6,231</u>	<u>13,007</u>	<u>274,568</u>	<u>1,438,263</u>	<u>1,864,410</u>	<u>692,444</u>	<u>138,293</u>	<u>54,691</u>	<u>36,101</u>	<u>34,855</u>	<u>162,260</u>	<u>913,536</u>	<u>25,185</u>	<u>2,126,370</u>
<b>EXPENDITURES:</b>															
<b>6000</b>	<b>Expenditures:</b>														
6500	Debt Service														
6511	Bond Principal	0	0	0	0	0	0	0	2,720,000	0	0	0	1,480,000	1,530,000	1,480,000
6521	Interest on Bonds	0	0	0	0	0	304,479	0	14,256	0	0	0	326,217	263,748	652,434
6599	Other Debt Fees	0	0	750	0	0	1,000	0	13,950	0	0	0	750	750	3,700
8949	Other Uses-Bond Escrow	0	0	0	0	0	0	0	0	0	0	0	0	0	0
	<b>Total Expenditures:</b>	<u>0</u>	<u>0</u>	<u>750</u>	<u>0</u>	<u>0</u>	<u>305,479</u>	<u>0</u>	<u>2,748,206</u>	<u>0</u>	<u>0</u>	<u>0</u>	<u>1,806,967</u>	<u>1,794,498</u>	<u>2,136,134</u>
	<b>ENDING BALANCE</b>	6,231	19,237	293,056	1,731,318	3,595,728	3,982,692	4,120,986	1,427,470	1,463,572	1,498,426	1,660,686	-9,764	-108,627	
<b>Total Approved Budget</b>															
<b>199, 240, 511</b>															
	<b>TOTAL REVENUE</b>	6,011,789	3,099,351	2,867,321	5,454,253	7,261,442	3,076,104	1,154,706	2,263,938	1,759,274	2,830,444	3,522,022	1,954,933	6,009,723	40,326,457
	<b>TOTAL EXP</b>	2,111,452	3,162,086	3,198,708	2,839,767	3,208,552	4,148,274	2,914,396	6,170,903	3,396,053	2,886,978	2,957,828	8,202,471	6,913,002	41,309,251
	<b>ENDING BALANCE</b>	3,900,337	3,837,603	3,506,217	6,120,703	10,173,593	9,101,422	7,341,732	3,434,768	1,797,988	1,741,454	2,305,648	-982,794	1,402,369	

**EL CAMPO INDEPENDENT SCHOOL DISTRICT  
MONTHLY FINANCIAL REPORT  
September 25, 2024**

**Comparison of Revenue and Expenditures  
to the Budget for the General Operating, Food Service & Debt Service Fund  
9-1-23 to 8-31-24**

**ESTIMATED REVENUE:**

	<i>Original Budget</i>	<i>Amended Budget</i>	<i>Revenue Realized</i>	<i>Revenue Balance</i>
<i>Local:</i>	\$19,925,072	\$17,098,093	\$17,102,693	\$4,600
<i>State:</i>	\$23,065,937	\$23,988,594	\$25,890,367	\$1,901,773
<i>Federal:</i>	\$1,983,759	\$2,295,234	\$2,317,309	\$22,075
<i>Other Resources:</i>	\$0	\$0	\$0	\$0
<i>Total:</i>	\$44,974,768	\$43,381,921	\$45,310,369	\$1,928,448

**ESTIMATE EXPENDITURES:**

<i>Original Budget</i>	<i>Amended Budget</i>	<i>Expended</i>	<i>Outstanding Encumbrances</i>	<i>Expenditures Year to Date</i>	<i>Balance for Year</i>
\$44,974,768	\$44,444,768	\$43,907,999	\$0	\$43,907,999	\$536,769

**COMPARISONS TO AUGUST 31 OF PRIOR YEAR:**

	<i>2022-2023</i>	<i>2023-2024</i>	<i>Increase/ Decrease</i>
<i>Revenues:</i>	\$40,326,457	\$45,310,369	\$4,983,912
<i>Expenditures:</i>	\$41,309,251	\$43,907,999	\$2,598,748
<i>Cash Position:</i>	\$11,316,668	\$10,994,695	<b>(\$321,973)</b>
<b>PRIOR MONTH CASH POSITION as of 7-31-2024</b>		\$11,857,286	

<b>GENERAL FUND - FUND BALANCE</b>	<b>GENERAL OPERATING</b>	<b>FUND BALANCE</b>	<b>% of OPERATING</b>
GENERAL FUND - FUND BALANCE as of 8-31-19:	\$33,584,123	\$8,649,964	25.76%
GENERAL FUND - FUND BALANCE as of 8-31-20:	\$34,346,040	\$8,526,579	24.83%
GENERAL FUND - FUND BALANCE as of 8-31-21:	\$35,306,389	\$10,225,236	28.96%
GENERAL FUND - FUND BALANCE as of 8-31-22:	\$37,011,389	\$9,874,719	26.68%
GENERAL FUND - FUND BALANCE as of 8-31-23:	\$38,139,064	\$8,624,997	22.61%

**BUDGET AMENDMENTS:**

**Funds for Cafeteria Equipment** **\$299,940**

NOTE: Cash Position includes Local, State, and Federal Funds. Does not include Capital Projects.

**TAX COLLECTION RECAP  
2023-24**

Reporting Period	Beginning Levy	Adjustments	Adjusted Levy	Current Tax Year Collections	% Collected	% Collected Prior Year	Delinquent Collections	Penalty & Interest	Total Collections	Current Tax Year Uncollected
<b>Monthly Recap</b>										
Oct-23	\$18,070,346	-\$923,414	\$17,146,932	\$35,523	0.21%	3.67%	\$25,549	\$7,000	\$68,072	
Nov-23	\$18,070,346	-\$1,009,324	\$17,061,022	\$968,538	5.68%	5.77%	\$26,216	\$9,532	\$1,004,287	
Dec-23	\$18,070,346	-\$1,070,036	\$17,000,309	\$4,569,941	26.88%	31.08%	\$19,987	\$6,153	\$4,596,081	
Jan-24	\$18,070,346	-\$1,022,802	\$17,047,544	\$6,615,826	38.81%	38.91%	\$19,329	\$9,914	\$6,645,069	
Feb-24	\$18,070,346	-\$2,142,639	\$15,927,707	\$2,386,097	14.98%	13.96%	\$8,288	\$50,328	\$2,444,713	
March-24	\$18,070,346	-\$2,165,902	\$15,904,443	\$387,178	2.43%	1.35%	\$15,701	\$42,280	\$445,160	
April-24	\$18,070,346	-\$2,170,202	\$15,900,144	\$128,670	0.81%	0.50%	\$27,032	\$25,610	\$181,313	
May-24	\$18,070,346	-\$2,198,502	\$15,871,843	\$87,113	0.55%	0.94%	\$16,659	\$19,654	\$123,426	
June-24	\$18,070,346	-\$2,198,502	\$15,871,843	\$76,947	0.48%	0.56%	\$28,844	\$27,087	\$132,878	
July-24	\$18,070,346	-\$2,213,805	\$15,856,541	\$116,255	0.73%	0.45%	\$7,658	\$23,792	\$147,705	
Aug-24	\$18,070,346	-\$2,214,057	\$15,856,288	\$85,353	0.54%	0.33%	\$13,046	\$11,419	\$109,818	
<b>Year To Date</b>				<b>\$15,457,441</b>	<b>97.48%</b>	<b>97.86%</b>	<b>\$208,311</b>	<b>\$232,770</b>	<b>\$15,898,522</b>	<b>\$398,847</b>

# YTD Check Register

Date Range: 08/01/2024 to 08/31/2024

EL CAMPO ISD

**GENERAL OPERATING ACCOUNT - 02183080**

Check Date	Chk Nbr	Vendor Name	Amount	Account Number	Description
08/07/2024	17440	ALERT SERVICES, INC.	90.90	199 E 36 6399 99 001 0 91 0 00	Training Suplies
08/07/2024	17440	ALERT SERVICES, INC.	95.80	199 E 36 6399 99 001 0 91 0 00	Training Suplies
08/07/2024	17440	ALERT SERVICES, INC.	95.80	199 E 36 6399 99 001 0 91 0 00	Training Suplies
08/07/2024	17440	ALERT SERVICES, INC.	99.75	199 E 36 6399 99 001 0 91 0 00	Training Suplies
08/07/2024	17440	ALERT SERVICES, INC.	99.75	199 E 36 6399 99 001 0 91 0 00	Training Suplies
08/07/2024	17440	ALERT SERVICES, INC.	99.75	199 E 36 6399 99 001 0 91 0 00	Training Suplies
08/07/2024	17440	ALERT SERVICES, INC.	64.75	199 E 36 6399 99 001 0 91 0 00	Training Suplies
08/07/2024	17440	ALERT SERVICES, INC.	64.75	199 E 36 6399 99 001 0 91 0 00	Training Suplies
08/07/2024	17440	ALERT SERVICES, INC.	64.75	199 E 36 6399 99 001 0 91 0 00	Training Suplies
08/07/2024	17440	ALERT SERVICES, INC.	64.75	199 E 36 6399 99 001 0 91 0 00	Training Suplies
08/07/2024	17440	ALERT SERVICES, INC.	64.75	199 E 36 6399 99 001 0 91 0 00	Training Suplies
		<b>Check Number 17440 Total:</b>	<b>905.50</b>		
08/07/2024	17441	AMAZON	132.47	199 E 41 6399 00 750 0 99 0 00	ADM SUPPLIES
08/07/2024	17441	AMAZON	27.98	199 E 41 6399 00 750 0 99 0 00	ADMIN SUPPLIES
08/07/2024	17441	AMAZON	489.93	199 E 41 6399 00 750 0 99 0 00	ADMIN SUPP
08/07/2024	17441	AMAZON	34.78	437 E 21 6399 00 751 0 23 0 00	CASES AND STYLUS FOR NEW IPADS
08/07/2024	17441	AMAZON	77.40	437 E 21 6399 00 751 0 23 0 00	CASES AND STYLUS FOR NEW IPADS
08/07/2024	17441	AMAZON	-34.78	437 E 21 6399 00 751 0 23 0 00	CREDIT MEMO PO 1062400115 STYLUS
08/07/2024	17441	AMAZON	2.24	479 E 33 6399 00 103 0 99 0 00	MATERIALS/SUPPLIES
08/07/2024	17441	AMAZON	13.75	479 E 33 6399 00 103 0 99 0 00	MATERIALS/SUPPLIES
08/07/2024	17441	AMAZON	115.80	479 E 33 6399 00 103 0 99 0 00	MATERIALS/SUPPLIES
08/07/2024	17441	AMAZON	4.04	479 E 33 6399 00 103 0 99 0 00	MATERIALS/SUPPLIES
08/07/2024	17441	AMAZON	56.87	479 E 33 6399 00 103 0 99 0 00	MATERIALS/SUPPLIES
08/07/2024	17441	AMAZON	15.59	479 E 33 6399 00 103 0 99 0 00	MATERIALS/SUPPLIES
08/07/2024	17441	AMAZON	23.87	479 E 33 6399 00 103 0 99 0 00	MATERIALS/SUPPLIES
08/07/2024	17441	AMAZON	17.95	479 E 33 6399 00 103 0 99 0 00	MATERIALS/SUPPLIES
08/07/2024	17441	AMAZON	0.00	479 E 33 6399 00 103 0 99 0 00	MATERIALS/SUPPLIES
08/07/2024	17441	AMAZON	0.00	479 E 33 6399 00 103 0 99 0 00	MATERIALS/SUPPLIES
08/07/2024	17441	AMAZON	16.61	479 E 33 6399 00 103 0 99 0 00	MATERIALS/SUPPLIES
08/07/2024	17441	AMAZON	0.00	479 E 33 6399 00 103 0 99 0 00	MATERIALS/SUPPLIES
08/07/2024	17441	AMAZON	60.75	479 E 33 6399 00 103 0 99 0 00	MATERIALS/SUPPLIES
08/07/2024	17441	AMAZON	0.00	479 E 33 6399 00 103 0 99 0 00	MATERIALS/SUPPLIES
08/07/2024	17441	AMAZON	9.89	479 E 33 6399 00 103 0 99 0 00	MATERIALS/SUPPLIES
08/07/2024	17441	AMAZON	0.00	479 E 33 6399 00 103 0 99 0 00	MATERIALS/SUPPLIES
08/07/2024	17441	AMAZON	11.48	479 E 33 6399 00 103 0 99 0 00	MATERIALS/SUPPLIES
08/07/2024	17441	AMAZON	45.00	199 E 41 6399 00 750 0 99 0 00	ADMIN SUPP
08/07/2024	17441	AMAZON	159.96	199 E 11 6399 19 103 0 11 0 00	EASEL PADS
		<b>Check Number 17441 Total:</b>	<b>1,281.58</b>		
08/07/2024	17442	AMEGY BANK OF TEXAS	6,562.50	199 E 71 6523 00 999 0 99 0 00	2021 MTN
08/07/2024	17442	AMEGY BANK OF TEXAS	6,380.00	199 E 71 6523 00 999 0 99 0 00	2021 TIME WARRANT
		<b>Check Number 17442 Total:</b>	<b>12,942.50</b>		
08/07/2024	17443	AQUA BEVERAGE CO/OZARKA	63.93	199 E 21 6499 00 999 0 99 0 00	23/24 MLRC&ADMIN WATER COOLER RENTAL&SERVICE
08/07/2024	17443	AQUA BEVERAGE CO/OZARKA	54.25	199 E 41 6499 00 720 0 99 0 00	23/24 MLRC&ADMIN WATER COOLER RENTAL&SERVICE
08/07/2024	17443	AQUA BEVERAGE CO/OZARKA	17.25	199 E 41 6499 00 720 0 99 0 00	23/24 MLRC&ADMIN WATER COOLER RENTAL&SERVICE

# YTD Check Register

Date Range: 08/01/2024 to 08/31/2024

EL CAMPO ISD

**GENERAL OPERATING ACCOUNT - 02183080**

Check Date	Chk Nbr	Vendor Name	Amount	Account Number	Description
08/07/2024	17443	AQUA BEVERAGE CO/OZARKA	10.99	199 E 41 6269 00 750 0 99 0 00	23/24 MLRC&ADMIN WATER COOLER RENTAL&SERVICE
08/07/2024	17443	AQUA BEVERAGE CO/OZARKA	11.50	199 E 21 6269 00 999 0 99 W 00	23/24 MLRC&ADMIN WATER COOLER RENTAL&SERVICE
08/07/2024	17443	AQUA BEVERAGE CO/OZARKA	39.96	199 E 34 6499 00 999 0 99 0 00	WATER SERVICE
08/07/2024	17443	AQUA BEVERAGE CO/OZARKA	10.99	199 E 34 6269 00 999 0 99 0 00	WATER SERVICE
		<b>Check Number 17443 Total:</b>	<b>208.87</b>		
08/07/2024	17444	ARAMARK INC	16,049.62	240 E 35 6219 00 999 0 99 0 00	JUNE FOOD SVC EXP
		<b>Check Number 17444 Total:</b>	<b>16,049.62</b>		
08/07/2024	17445	AT&T MOBILITY	1,154.26	199 E 51 6256 00 999 0 99 0 00	DISTRICTWIDE CELL PHONE EXPENSE 23/24
		<b>Check Number 17445 Total:</b>	<b>1,154.26</b>		
08/07/2024	17446	AUTOZONE PARTS INC.	413.04	199 E 34 6399 01 999 0 99 0 00	SHOP SUPPLIES
		<b>Check Number 17446 Total:</b>	<b>413.04</b>		
08/07/2024	17447	BARTA, MICHAEL	68.10	199 E 36 6411 90 999 0 91 0 00	THSCA TRAVEL
		<b>Check Number 17447 Total:</b>	<b>68.10</b>		
08/07/2024	17448	BEEVILLE ATHLETICS	400.00	199 E 36 6499 93 001 0 91 0 VB	VAR VB ENTRY FEE
		<b>Check Number 17448 Total:</b>	<b>400.00</b>		
08/07/2024	17449	BLACKMAN, JONATHAN	129.16	199 E 36 6411 90 999 0 91 0 00	THSCA TRAVEL
		<b>Check Number 17449 Total:</b>	<b>129.16</b>		
08/07/2024	17450	BROWN, KRISTEN	192.00	199 E 36 6411 90 999 0 91 0 00	THSCA TRAVEL
		<b>Check Number 17450 Total:</b>	<b>192.00</b>		
08/07/2024	17451	BSN SPORTS	5,400.00	199 E 36 6399 94 001 0 91 0 00	Football uniforms
08/07/2024	17451	BSN SPORTS	66.67	199 E 36 6399 94 001 0 91 0 00	Football uniforms
08/07/2024	17451	BSN SPORTS	10,800.00	199 E 36 6399 94 001 0 91 0 00	Football uniforms
08/07/2024	17451	BSN SPORTS	133.33	199 E 36 6399 94 001 0 91 0 00	Football uniforms
		<b>Check Number 17451 Total:</b>	<b>16,400.00</b>		
08/07/2024	17452	BYSTREK, JON	272.14	199 E 36 6411 90 999 0 91 0 00	THSCA TRAVEL
		<b>Check Number 17452 Total:</b>	<b>272.14</b>		
08/07/2024	17453	CENTERPOINT ENERGY	4,123.26	199 E 51 6258 00 999 0 99 0 00	2023/24 DISTRICT NATURAL GAS USAGE
		<b>Check Number 17453 Total:</b>	<b>4,123.26</b>		
08/07/2024	17454	CINDY HERNANDEZ, TAC	60.00	199 E 34 6299 00 999 0 99 0 00	REGISTRATION-SCHOOL BUSES
08/07/2024	17454	CINDY HERNANDEZ, TAC	15.00	199 E 34 6299 00 999 0 99 0 00	REGISTRATION-VEHICLES
		<b>Check Number 17454 Total:</b>	<b>75.00</b>		
08/07/2024	17455	CITY OF EL CAMPO UTILITIES	19,727.14	199 E 51 6255 00 999 0 99 0 00	JULY 2024 CITY UTILITIES
		<b>Check Number 17455 Total:</b>	<b>19,727.14</b>		
08/07/2024	17456	COLES, CLINT	95.71	199 E 36 6411 90 999 0 91 0 00	THSCA TRAVEL
		<b>Check Number 17456 Total:</b>	<b>95.71</b>		
08/07/2024	17457	COLES, WHITNEY	106.03	199 E 36 6411 90 999 0 91 0 00	THSCA TRAVEL
		<b>Check Number 17457 Total:</b>	<b>106.03</b>		
08/07/2024	17458	COMPUTER CENTER (THE)	1,250.00	199 E 11 6397 00 001 0 11 T EC	BACKUP SERVER
08/07/2024	17458	COMPUTER CENTER (THE)	629.90	199 E 11 6399 00 001 0 11 T EC	MISC. NETWORK & TECH SUPPLIES
		<b>Check Number 17458 Total:</b>	<b>1,879.90</b>		
08/07/2024	17459	DAVIS, LAWSON	125.57	199 E 36 6411 90 999 0 91 0 00	THSCA TRAVEL
		<b>Check Number 17459 Total:</b>	<b>125.57</b>		
08/07/2024	17460	EASTER, ROBERT DEAN	290.12	199 E 36 6411 90 999 0 91 0 00	THSCA TRAVEL
		<b>Check Number 17460 Total:</b>	<b>290.12</b>		

# YTD Check Register

Date Range: 08/01/2024 to 08/31/2024

EL CAMPO ISD

**GENERAL OPERATING ACCOUNT - 02183080**

Check Date	Chk Nbr	Vendor Name	Amount	Account Number	Description
08/07/2024	17461	EL CAMPO MEMORIAL HOSPITAL	1,250.00	199 E 34 6216 00 999 0 99 0 00	DOT PHYSICALS
		<b>Check Number 17461 Total:</b>	<b>1,250.00</b>		
08/07/2024	17462	EL CAMPO PARTS	16.00	199 E 34 6399 00 999 0 99 0 00	PARTS-BUS FLEET
08/07/2024	17462	EL CAMPO PARTS	317.49	199 E 34 6399 00 999 0 99 0 00	PARTS-BUS FLEET
08/07/2024	17462	EL CAMPO PARTS	274.00	199 E 34 6399 01 999 0 99 0 00	SHOP
08/07/2024	17462	EL CAMPO PARTS	655.14	199 E 34 6399 00 999 0 99 0 00	BUS PARTS
		<b>Check Number 17462 Total:</b>	<b>1,262.63</b>		
08/07/2024	17463	EL CAMPO REFRIGERATION &	4,934.00	199 E 41 6397 00 750 0 99 0 00	ICE MACHINE-HOSHIZAKI MODEL NO. C-80BAJ-AD
08/07/2024	17463	EL CAMPO REFRIGERATION &	-4,934.00	199 E 41 6397 00 750 0 99 0 00	ICE MACHINE-HOSHIZAKI MODEL NO. C-80BAJ-AD
		<b>Check Number 17463 Total:</b>	<b>0.00</b>		
08/07/2024	17464	ELDRIDGE A/C & HEATING CO., INC	145.00	199 E 51 6249 00 999 0 99 0 00	HVAC
		<b>Check Number 17464 Total:</b>	<b>145.00</b>		
08/07/2024	17465	ENTERPRISE FM TRUST	750.44	199 E 36 6269 70 001 0 22 W 00	2023/24 DISTRICT LEASE VEHICLES -SP ED;CATE;MAINT;TRANS AUGUST
08/07/2024	17465	ENTERPRISE FM TRUST	454.32	199 E 34 6269 00 999 0 99 W 00	2023/24 DISTRICT LEASE VEHICLES -SP ED;CATE;MAINT;TRANS AUGUST
08/07/2024	17465	ENTERPRISE FM TRUST	469.29	199 E 51 6269 00 999 0 99 W 00	2023/24 DISTRICT LEASE VEHICLES -SP ED;CATE;MAINT;TRANS AUGUST
08/07/2024	17465	ENTERPRISE FM TRUST	538.14	199 E 51 6269 00 999 0 99 W 00	2023/24 DISTRICT LEASE VEHICLES -SP ED;CATE;MAINT;TRANS AUGUST
08/07/2024	17465	ENTERPRISE FM TRUST	497.00	199 E 51 6269 00 999 0 99 W 00	2023/24 DISTRICT LEASE VEHICLES -SP ED;CATE;MAINT;TRANS AUGUST
08/07/2024	17465	ENTERPRISE FM TRUST	334.63	199 E 51 6269 00 999 0 99 W 00	2023/24 DISTRICT LEASE VEHICLES -SP ED;CATE;MAINT;TRANS AUGUST
08/07/2024	17465	ENTERPRISE FM TRUST	463.12	199 E 51 6269 00 999 0 99 W 00	2023/24 DISTRICT LEASE VEHICLES -SP ED;CATE;MAINT;TRANS AUGUST
08/07/2024	17465	ENTERPRISE FM TRUST	327.86	199 E 51 6269 00 999 0 99 W 00	2023/24 DISTRICT LEASE VEHICLES -SP ED;CATE;MAINT;TRANS AUGUST
08/07/2024	17465	ENTERPRISE FM TRUST	410.85	199 E 51 6269 00 999 0 99 W 00	2023/24 DISTRICT LEASE VEHICLES -SP ED;CATE;MAINT;TRANS AUGUST
08/07/2024	17465	ENTERPRISE FM TRUST	444.99	199 E 51 6269 00 999 0 99 W 00	2023/24 DISTRICT LEASE VEHICLES -SP ED;CATE;MAINT;TRANS AUGUST
08/07/2024	17465	ENTERPRISE FM TRUST	1,026.32	199 E 34 6269 00 999 0 23 W 00	2023/24 DISTRICT LEASE VEHICLES -SP ED;CATE;MAINT;TRANS AUGUST
08/07/2024	17465	ENTERPRISE FM TRUST	293.34	199 E 13 6269 00 999 0 11 W 00	2023/24 DISTRICT LEASE VEHICLES -SP ED;CATE;MAINT;TRANS AUGUST
08/07/2024	17465	ENTERPRISE FM TRUST	293.33	199 E 36 6269 00 999 0 99 W 00	2023/24 DISTRICT LEASE VEHICLES -SP ED;CATE;MAINT;TRANS AUGUST
08/07/2024	17465	ENTERPRISE FM TRUST	523.00	199 E 36 6269 70 001 0 22 W 00	2023/24 DISTRICT LEASE VEHICLES -SP ED;CATE;MAINT;TRANS AUGUST
08/07/2024	17465	ENTERPRISE FM TRUST	591.04	199 E 34 6269 00 999 0 99 W 00	2023/24 DISTRICT LEASE VEHICLES -SP ED;CATE;MAINT;TRANS AUGUST
08/07/2024	17465	ENTERPRISE FM TRUST	748.68	199 E 36 6269 70 001 0 22 W 00	2023/24 DISTRICT LEASE VEHICLES -SP ED;CATE;MAINT;TRANS AUGUST
08/07/2024	17465	ENTERPRISE FM TRUST	414.66	199 E 34 6269 00 999 0 99 W 00	2023/24 DISTRICT LEASE VEHICLES -SP ED;CATE;MAINT;TRANS AUGUST
		<b>Check Number 17465 Total:</b>	<b>8,581.01</b>		
08/07/2024	17466	FELLERS, NATALIE	50.50	199 E 36 6411 90 999 0 91 0 00	THSCA TRAVEL
		<b>Check Number 17466 Total:</b>	<b>50.50</b>		
08/07/2024	17467	FIGIROVA, GARY	143.20	199 E 36 6411 90 999 0 91 0 00	THSCA TRAVEL
		<b>Check Number 17467 Total:</b>	<b>143.20</b>		
08/07/2024	17468	FIRETRON, INC.	600.00	199 E 51 6299 00 999 0 99 0 00	FIRE ALARM INSPECTION QUOTE

# YTD Check Register

Date Range: 08/01/2024 to 08/31/2024

EL CAMPO ISD

**GENERAL OPERATING ACCOUNT - 02183080**

Check Date	Chk Nbr	Vendor Name	Amount	Account Number	Description
08/07/2024	17468	FIRETRON, INC.	2,080.00	199 E 51 6299 00 999 0 99 0 00	FIRE ALARM INSPECTION QUOTE
08/07/2024	17468	FIRETRON, INC.	450.00	199 E 51 6299 00 999 0 99 0 00	SPRINKLER INSPECTIONS
08/07/2024	17468	FIRETRON, INC.	850.00	199 E 51 6299 00 999 0 99 0 00	SPRINKLER INSPECTIONS
08/07/2024	17468	FIRETRON, INC.	575.00	199 E 51 6299 00 999 0 99 0 00	SPRINKLER INSPECTIONS
		<b>Check Number 17468 Total:</b>	<b>4,555.00</b>		
08/07/2024	17469	FREEMAN, MARK	44.22	199 E 34 6411 00 999 0 99 0 00	AUTO PARTS TRAVEL
		<b>Check Number 17469 Total:</b>	<b>44.22</b>		
08/07/2024	17470	GAME DAY REJUVENATION	1,300.00	199 E 36 6249 94 999 0 91 0 00	athletic cleaning/reconditioning
08/07/2024	17470	GAME DAY REJUVENATION	0.00	199 E 36 6249 94 999 0 91 0 00	athletic cleaning/reconditioning
08/07/2024	17470	GAME DAY REJUVENATION	400.00	199 E 36 6399 94 001 0 91 0 00	athletic cleaning/reconditioning
		<b>Check Number 17470 Total:</b>	<b>1,700.00</b>		
08/07/2024	17471	GARBS, JACOB	153.82	199 E 36 6411 90 999 0 91 0 00	THSCA TRAVEL
		<b>Check Number 17471 Total:</b>	<b>153.82</b>		
08/07/2024	17472	GARDNER, TRESSIE	238.05	199 E 13 6411 70 001 0 22 0 00	TIVA CONF TRAVEL
		<b>Check Number 17472 Total:</b>	<b>238.05</b>		
08/07/2024	17473	GARY TUPA PLUMBING	24.00	199 E 51 6316 00 999 0 99 0 00	PLUMBING SUPPLIES 2023-2024
		<b>Check Number 17473 Total:</b>	<b>24.00</b>		
08/07/2024	17474	GOLIAD ISD ATHLETICS	450.00	199 E 36 6499 93 001 0 91 0 VB	VAR VB ENTRY FEE AUG. 29-31
		<b>Check Number 17474 Total:</b>	<b>450.00</b>		
08/07/2024	17475	GULF COAST PAPER CO. INC.	70.50	199 E 34 6399 01 999 0 99 0 00	SUPPLIES
		<b>Check Number 17475 Total:</b>	<b>70.50</b>		
08/07/2024	17476	H.E. BUTT GROCERY	10.00	199 E 21 6399 00 999 0 99 0 00	23/24 GENERAL SUPPLIES-B/O;MLRC; STAFF DEV;CURR;GENERAL ADMIN
08/07/2024	17476	H.E. BUTT GROCERY	143.76	199 E 41 6399 00 720 0 99 0 00	23/24 GENERAL SUPPLIES-B/O;MLRC; STAFF DEV;CURR;GENERAL ADMIN
		<b>Check Number 17476 Total:</b>	<b>153.76</b>		
08/07/2024	17477	HALE, BRYCE	124.76	199 E 36 6411 90 999 0 91 0 00	THSCA TRAVEL
		<b>Check Number 17477 Total:</b>	<b>124.76</b>		
08/07/2024	17478	HAMMAN, MATTHEW R	146.58	199 E 36 6411 90 999 0 91 0 00	THSCA TRAVEL
		<b>Check Number 17478 Total:</b>	<b>146.58</b>		
08/07/2024	17479	HAMNER, GABRIEL	133.73	199 E 36 6411 90 999 0 91 0 00	THSCA TRAVEL
		<b>Check Number 17479 Total:</b>	<b>133.73</b>		
08/07/2024	17480	HDP LTD.	948.10	199 E 51 6247 00 999 0 99 0 00	QUOTE #QT318400 - ADDED PART NOT ON ORIGINAL QUOTE
08/07/2024	17480	HDP LTD.	677.55	199 E 51 6247 00 999 0 99 0 00	QUOTE #QT318400 - ADDED PART NOT ON ORIGINAL QUOTE
		<b>Check Number 17480 Total:</b>	<b>1,625.65</b>		
08/07/2024	17481	HEARD, DECLINE	272.74	199 E 34 6429 00 999 0 99 0 00	WINDSHIELD REPAIR REIM
		<b>Check Number 17481 Total:</b>	<b>272.74</b>		
08/07/2024	17482	HODGES WELDING SUPPLY, INC.	287.68	199 E 11 6269 70 001 0 22 0 00	23/24 CYLINDER RENTALS FOR CATE; MAINT & TRANS
08/07/2024	17482	HODGES WELDING SUPPLY, INC.	53.94	199 E 11 6269 70 001 0 22 0 00	23/24 CYLINDER RENTALS FOR CATE; MAINT & TRANS
08/07/2024	17482	HODGES WELDING SUPPLY, INC.	8.99	199 E 34 6269 00 999 0 99 0 00	23/24 CYLINDER RENTALS FOR CATE; MAINT & TRANS
08/07/2024	17482	HODGES WELDING SUPPLY, INC.	35.96	199 E 51 6269 00 999 0 99 0 00	23/24 CYLINDER RENTALS FOR CATE; MAINT & TRANS
		<b>Check Number 17482 Total:</b>	<b>386.57</b>		
08/07/2024	17483	HOOKER, JACOB	39.24	199 E 36 6411 90 999 0 91 0 00	THSCA TRAVEL

# YTD Check Register

Date Range: 08/01/2024 to 08/31/2024

EL CAMPO ISD

**GENERAL OPERATING ACCOUNT - 02183080**

Check Date	Chk Nbr	Vendor Name	Amount	Account Number	Description
		<b>Check Number 17483 Total:</b>	<b>39.24</b>		
08/07/2024	17484	HOTSY/CARLSON EQUIPMENT CO	831.08	199 E 34 6299 00 999 0 99 0 00	SERVICE WASH BAY
		<b>Check Number 17484 Total:</b>	<b>831.08</b>		
08/07/2024	17485	IRON MOUNTAIN	780.38	199 E 51 6299 00 999 0 99 0 00	ECISD RETENTION OF FILES
		<b>Check Number 17485 Total:</b>	<b>780.38</b>		
08/07/2024	17486	JONES, JAMALL	127.12	199 E 36 6411 90 999 0 91 0 00	THSCA TRAVEL
		<b>Check Number 17486 Total:</b>	<b>127.12</b>		
08/07/2024	17487	KISH RUSSELL LLC/ALAMO CITY EDUCATION PARTNERSHIP	5,000.00	270 E 41 6291 00 720 4 99 0 00	Professional development on August 7, 2024
		<b>Check Number 17487 Total:</b>	<b>5,000.00</b>		
08/07/2024	17488	MARTIN ELECTRIC CO.	750.00	199 E 51 6249 00 999 0 99 0 00	HVAC STORM DAMAGE
		<b>Check Number 17488 Total:</b>	<b>750.00</b>		
08/07/2024	17489	MARTIN, RYAN	46.00	199 E 36 6411 90 999 0 91 0 00	THSCA TRAVEL
08/07/2024	17489	MARTIN, RYAN	377.88	199 E 36 6411 90 999 0 91 0 00	OFFENSIVE LINE CLINIC TRAVEL JUNE 1
		<b>Check Number 17489 Total:</b>	<b>423.88</b>		
08/07/2024	17490	NEEDVILLE HIGH SCHOOL	300.00	199 E 36 6499 93 001 0 91 0 VB	VAR VB ENTRY FEE 8/17
		<b>Check Number 17490 Total:</b>	<b>300.00</b>		
08/07/2024	17491	NOTARY PUBLIC UNDERWRITERS AGENCY OF TEXAS	35.95	199 E 34 6399 02 999 0 99 0 00	NOTARY RENEWAL
		<b>Check Number 17491 Total:</b>	<b>35.95</b>		
08/07/2024	17492	OCANAS, LAURA	18.27	199 E 23 6411 00 107 0 99 0 00	JUNE/JULY INDISTRICT TRAVEL
		<b>Check Number 17492 Total:</b>	<b>18.27</b>		
08/07/2024	17493	O'REILLY AUTO PARTS	35.99	199 E 34 6399 03 999 0 99 0 00	VEHICLE PARTS
		<b>Check Number 17493 Total:</b>	<b>35.99</b>		
08/07/2024	17494	ORUONYEHU, BRITTANY	78.94	199 E 36 6411 90 999 0 91 0 00	THSCA TRAVEL
		<b>Check Number 17494 Total:</b>	<b>78.94</b>		
08/07/2024	17495	ORUONYEHU, BRITTANY	400.00	199 E 36 6412 93 001 0 91 0 VB	VB MEALS AUG 9
		<b>Check Number 17495 Total:</b>	<b>400.00</b>		
08/07/2024	17496	ORUONYEHU, BRITTANY	400.00	199 E 36 6412 93 001 0 91 0 VB	VB MEALS AUG 10
		<b>Check Number 17496 Total:</b>	<b>400.00</b>		
08/07/2024	17497	ORUONYEHU, BRITTANY	880.00	199 E 36 6412 93 001 0 91 0 VB	VB MEALS AUG 16-17
		<b>Check Number 17497 Total:</b>	<b>880.00</b>		
08/07/2024	17498	ORUONYEHU, BRITTANY	400.00	199 E 36 6412 93 001 0 91 0 VB	VB MEALS AUG 17
		<b>Check Number 17498 Total:</b>	<b>400.00</b>		
08/07/2024	17499	ORUONYEHU, BRITTANY	400.00	199 E 36 6412 93 001 0 91 0 VB	VB MEALS AUG 20
		<b>Check Number 17499 Total:</b>	<b>400.00</b>		
08/07/2024	17500	ORUONYEHU, BRITTANY	1,320.00	199 E 36 6412 93 001 0 91 0 VB	VB MEALS AUG 22-24
		<b>Check Number 17500 Total:</b>	<b>1,320.00</b>		
08/07/2024	17501	ORUONYEHU, BRITTANY	1,320.00	199 E 36 6412 93 001 0 91 0 VB	VB MEALS AUG 29-31
		<b>Check Number 17501 Total:</b>	<b>1,320.00</b>		
08/07/2024	17502	PENNER ELECTRIC, INC.	140.00	199 E 51 6315 00 999 0 99 0 00	ELECTRIC SUPPLIES
		<b>Check Number 17502 Total:</b>	<b>140.00</b>		
08/07/2024	17503	POPP, TRENT	162.69	199 E 36 6411 90 999 0 91 0 00	THSCA TRAVEL
		<b>Check Number 17503 Total:</b>	<b>162.69</b>		

# YTD Check Register

Date Range: 08/01/2024 to 08/31/2024

EL CAMPO ISD

**GENERAL OPERATING ACCOUNT - 02183080**

Check Date	Chk Nbr	Vendor Name	Amount	Account Number	Description
08/07/2024	17504	R&R PRINTING	2,414.95	199 E 11 6499 02 001 0 11 0 00	COMMENCEMENT PROGRAMS 2024
08/07/2024	17504	R&R PRINTING	657.30	199 E 34 6399 02 999 0 99 0 00	TRANS SUPPLIES
		<b>Check Number 17504 Total:</b>	<b>3,072.25</b>		
08/07/2024	17505	REEVE, AINSLEY	123.32	199 E 36 6411 90 999 0 91 0 00	THSCA TRAVEL
		<b>Check Number 17505 Total:</b>	<b>123.32</b>		
08/07/2024	17506	REEVE, TRAVIS	132.14	199 E 36 6411 90 999 0 91 0 00	THSCA TRAVEL
		<b>Check Number 17506 Total:</b>	<b>132.14</b>		
08/07/2024	17507	REGION 3 EDUC. SERVICE CENTER	125.00	199 E 33 6411 00 001 0 99 0 00	REGION 3 CONFERENCE (NURSE)
08/07/2024	17507	REGION 3 EDUC. SERVICE CENTER	125.00	199 E 33 6411 00 102 0 99 0 00	SCHOOL NURSE CONFERENCE
08/07/2024	17507	REGION 3 EDUC. SERVICE CENTER	125.00	199 E 33 6411 00 107 0 99 0 00	NURSE WORKSHOP REG 3
08/07/2024	17507	REGION 3 EDUC. SERVICE CENTER	25.00	199 E 13 6411 00 107 0 11 0 00	WORKSHOP - REG 3
		<b>Check Number 17507 Total:</b>	<b>400.00</b>		
08/07/2024	17508	RICE FARMERS CO-OP, INC.	293.20	199 E 34 6249 01 999 0 99 0 00	TIRE REPAIRS
		<b>Check Number 17508 Total:</b>	<b>293.20</b>		
08/07/2024	17509	RIOUX HARDWARE	444.54	199 E 51 6316 00 999 0 99 0 00	GEN MAINT JULY
		<b>Check Number 17509 Total:</b>	<b>444.54</b>		
08/07/2024	17510	RUSH TRUCK CENTERS	335.58	199 E 34 6399 00 999 0 99 0 00	PARTS
		<b>Check Number 17510 Total:</b>	<b>335.58</b>		
08/07/2024	17511	SEALY HIGH SCHOOL	250.00	199 E 36 6499 90 001 0 91 0 CC	CC ENTRY FEE 8/9
		<b>Check Number 17511 Total:</b>	<b>250.00</b>		
08/07/2024	17512	SHINER HIGH SCHOOL	350.00	199 E 36 6499 93 001 0 91 0 VB	VAR VB ENTRY FEE 8/16-17
		<b>Check Number 17512 Total:</b>	<b>350.00</b>		
08/07/2024	17513	SMITH, KATHY	114.00	199 E 41 6419 00 702 0 99 0 00	PARKING EXP
		<b>Check Number 17513 Total:</b>	<b>114.00</b>		
08/07/2024	17514	SOHRT, MATTHEW	163.67	199 E 36 6411 90 999 0 91 0 00	THSCA TRAVEL
		<b>Check Number 17514 Total:</b>	<b>163.67</b>		
08/07/2024	17515	SSR JACKETS	322.45	199 E 36 6498 94 001 0 91 0 00	ATHLETIC JACKETS
08/07/2024	17515	SSR JACKETS	40.82	199 E 36 6498 96 001 0 91 0 00	ATHLETIC JACKETS
08/07/2024	17515	SSR JACKETS	61.22	199 E 36 6498 95 001 0 91 0 00	ATHLETIC JACKETS
08/07/2024	17515	SSR JACKETS	89.80	199 E 36 6498 91 001 0 91 0 00	ATHLETIC JACKETS
08/07/2024	17515	SSR JACKETS	102.04	199 E 36 6498 98 001 0 91 0 00	ATHLETIC JACKETS
08/07/2024	17515	SSR JACKETS	102.04	199 E 36 6498 90 001 0 91 0 SC	ATHLETIC JACKETS
08/07/2024	17515	SSR JACKETS	81.63	199 E 36 6498 91 001 0 91 0 SB	ATHLETIC JACKETS
08/07/2024	17515	SSR JACKETS	72.55	199 E 36 6498 94 001 0 91 0 00	ATHLETIC JACKETS
08/07/2024	17515	SSR JACKETS	9.18	199 E 36 6498 96 001 0 91 0 00	ATHLETIC JACKETS
08/07/2024	17515	SSR JACKETS	13.78	199 E 36 6498 95 001 0 91 0 00	ATHLETIC JACKETS
08/07/2024	17515	SSR JACKETS	20.20	199 E 36 6498 91 001 0 91 0 00	ATHLETIC JACKETS
08/07/2024	17515	SSR JACKETS	22.96	199 E 36 6498 98 001 0 91 0 00	ATHLETIC JACKETS
08/07/2024	17515	SSR JACKETS	22.96	199 E 36 6498 90 001 0 91 0 SC	ATHLETIC JACKETS
08/07/2024	17515	SSR JACKETS	18.37	199 E 36 6498 91 001 0 91 0 SB	ATHLETIC JACKETS
		<b>Check Number 17515 Total:</b>	<b>980.00</b>		
08/07/2024	17516	SUTHERLANDS	29.16	199 E 51 6316 00 999 0 99 0 00	CARPENTER PARTS
08/07/2024	17516	SUTHERLANDS	15.96	199 E 51 6316 00 999 0 99 0 00	CARPENTER PARTS

# YTD Check Register

Date Range: 08/01/2024 to 08/31/2024

EL CAMPO ISD

**GENERAL OPERATING ACCOUNT - 02183080**

Check Date	Chk Nbr	Vendor Name	Amount	Account Number	Description
08/07/2024	17516	SUTHERLANDS	18.37	199 E 51 6316 00 999 0 99 0 00	CARPENTER PARTS
08/07/2024	17516	SUTHERLANDS	23.97	199 E 51 6319 00 999 0 99 0 00	GEN MAINT
08/07/2024	17516	SUTHERLANDS	11.49	199 E 51 6319 00 999 0 99 0 00	GEN MAINT
08/07/2024	17516	SUTHERLANDS	16.98	199 E 51 6319 00 999 0 99 0 00	GEN MAINT
08/07/2024	17516	SUTHERLANDS	47.88	199 E 51 6319 00 999 0 99 0 00	GEN MAINT
08/07/2024	17516	SUTHERLANDS	46.15	199 E 51 6319 00 999 0 99 0 00	GEN MAINT
08/07/2024	17516	SUTHERLANDS	26.76	199 E 51 6319 00 999 0 99 0 00	GEN MAINT
08/07/2024	17516	SUTHERLANDS	25.26	199 E 51 6319 00 999 0 99 0 00	GEN MAINT
08/07/2024	17516	SUTHERLANDS	17.97	199 E 51 6319 00 999 0 99 0 00	GEN MAINT
08/07/2024	17516	SUTHERLANDS	16.34	199 E 51 6319 00 999 0 99 0 00	GEN MAINT
08/07/2024	17516	SUTHERLANDS	11.98	199 E 51 6319 00 999 0 99 0 00	GEN MAINT
08/07/2024	17516	SUTHERLANDS	699.00	199 E 51 6249 00 999 0 99 0 00	HVAC
08/07/2024	17516	SUTHERLANDS	699.00	199 E 51 6249 00 999 0 99 0 00	HVAC
08/07/2024	17516	SUTHERLANDS	54.99	199 E 51 6319 00 999 0 99 0 00	GEN MAINT
		<b>Check Number 17516 Total:</b>	<b>1,761.26</b>		
08/07/2024	17517	TAYLOR, RHETT	123.71	199 E 36 6411 90 999 0 91 0 00	THSCA TRAVEL
		<b>Check Number 17517 Total:</b>	<b>123.71</b>		
08/07/2024	17518	TEXAS A&M ENGINEERING EXTENSION SVC	260.00	199 E 34 6239 00 999 0 99 0 00	TESTING FEE-A. REEVE
		<b>Check Number 17518 Total:</b>	<b>260.00</b>		
08/07/2024	17519	TEXAS A&M ENGINEERING EXTENSION SVC	260.00	199 E 34 6239 00 999 0 99 0 00	TESTING FEE-M. BARTA
		<b>Check Number 17519 Total:</b>	<b>260.00</b>		
08/07/2024	17520	TEXAS A&M ENGINEERING EXTENSION SVC	260.00	199 E 34 6239 00 999 0 99 0 00	TESTING FEE - J. PHILLIPS
		<b>Check Number 17520 Total:</b>	<b>260.00</b>		
08/07/2024	17521	TEXAS A&M ENGINEERING EXTENSION SVC	260.00	199 E 34 6239 00 999 0 99 0 00	TESTING FEE L. DAVIS
08/07/2024	17521	TEXAS A&M ENGINEERING EXTENSION SVC	-260.00	199 E 34 6239 00 999 0 99 0 00	TESTING FEE L. DAVIS
		<b>Check Number 17521 Total:</b>	<b>0.00</b>		
08/07/2024	17522	TEXAS A&M ENGINEERING EXTENSION SVC	260.00	199 E 34 6239 00 999 0 99 0 00	TESTING FEES J. GARBS
08/07/2024	17522	TEXAS A&M ENGINEERING EXTENSION SVC	-260.00	199 E 34 6239 00 999 0 99 0 00	TESTING FEES J. GARBS
		<b>Check Number 17522 Total:</b>	<b>0.00</b>		
08/07/2024	17523	TEXAS A&M ENGINEERING EXTENSION SVC	260.00	199 E 34 6239 00 999 0 99 0 00	TESTING FEE R. TAYLOR
		<b>Check Number 17523 Total:</b>	<b>260.00</b>		
08/07/2024	17524	UNIFIRST CORPORATION	62.72	199 E 51 6315 00 999 0 99 0 00	JANITORIAL SUPPLIES
08/07/2024	17524	UNIFIRST CORPORATION	45.44	199 E 34 6299 00 999 0 99 0 00	LAUNDRY SERVICE
		<b>Check Number 17524 Total:</b>	<b>108.16</b>		
08/07/2024	17525	UNITED AGRICULTURAL COOPERATIVE, IN	42.98	199 E 51 6316 00 999 0 99 0 00	GEN MAINT SUPP
08/07/2024	17525	UNITED AGRICULTURAL COOPERATIVE, IN	156.00	199 E 51 6316 00 999 0 99 0 00	GEN MAINT SUPP
		<b>Check Number 17525 Total:</b>	<b>198.98</b>		
08/07/2024	17526	VAQUERA, MATTHEW	92.13	199 E 36 6411 90 999 0 91 0 00	THSCA TRAVEL
		<b>Check Number 17526 Total:</b>	<b>92.13</b>		
08/07/2024	17527	WALSH GALLEGOS TREVINO KYLE	722.10	199 E 41 6211 00 720 0 99 0 00	LEGAL SERVICES-GENERAL

# YTD Check Register

Date Range: 08/01/2024 to 08/31/2024

EL CAMPO ISD

**GENERAL OPERATING ACCOUNT - 02183080**

Check Date	Chk Nbr	Vendor Name	Amount	Account Number	Description
08/07/2024	17527	WALSH GALLEGOS TREVINO KYLE	167.50	199 E 41 6211 00 720 0 23 0 00	LEGAL SERVICES SP ED
		<b>Check Number 17527 Total:</b>	<b>889.60</b>		
08/07/2024	17528	WEX BANK	163.10	199 E 34 6311 00 999 0 99 0 00	FUEL CARD
		<b>Check Number 17528 Total:</b>	<b>163.10</b>		
08/07/2024	17529	WHARTON CO. ELECTRIC CO- OP	2,148.00	199 E 51 6257 00 999 0 99 0 00	MAINT & TRANS ELECTRICAL USAGE
		<b>Check Number 17529 Total:</b>	<b>2,148.00</b>		
08/07/2024	17530	WHARTON CO. ELECTRIC CO- OP	13,128.00	199 E 51 6257 00 999 0 99 0 00	ECMS ELECTRICAL EXPENSE
		<b>Check Number 17530 Total:</b>	<b>13,128.00</b>		
08/07/2024	17531	WILSON, CASEY	109.15	199 E 36 6411 70 001 0 22 0 00	TX FFA CONV TRAVEL
		<b>Check Number 17531 Total:</b>	<b>109.15</b>		
08/07/2024	17532	XEROX CORP.	519.30	199 E 11 6269 00 001 0 11 W 00	2023-24 COPIER LEASES JUNE 2024
08/07/2024	17532	XEROX CORP.	197.08	199 E 21 6269 00 999 0 99 W 00	2023-24 COPIER LEASES JUNE 2024
08/07/2024	17532	XEROX CORP.	197.08	199 E 23 6269 00 041 0 99 W 00	2023-24 COPIER LEASES JUNE 2024
08/07/2024	17532	XEROX CORP.	197.08	199 E 23 6269 00 102 0 99 W 00	2023-24 COPIER LEASES JUNE 2024
08/07/2024	17532	XEROX CORP.	197.08	199 E 23 6269 00 103 0 99 W 00	2023-24 COPIER LEASES JUNE 2024
08/07/2024	17532	XEROX CORP.	197.08	437 E 21 6269 00 751 0 23 0 00	2023-24 COPIER LEASES JUNE 2024
		<b>Check Number 17532 Total:</b>	<b>1,504.70</b>		
08/07/2024	17533	XEROX CORPORATION	573.17	199 E 11 6269 00 001 0 11 W 00	2023-24 COPIER LEASES JUNE 2024
08/07/2024	17533	XEROX CORPORATION	258.93	199 E 11 6269 00 001 0 11 W 00	2023-24 COPIER LEASES JUNE 2024
08/07/2024	17533	XEROX CORPORATION	248.73	199 E 11 6269 00 001 0 11 W 00	2023-24 COPIER LEASES JUNE 2024
08/07/2024	17533	XEROX CORPORATION	524.02	199 E 11 6269 00 041 0 11 W 00	2023-24 COPIER LEASES JUNE 2024
08/07/2024	17533	XEROX CORPORATION	519.30	199 E 11 6269 00 102 0 11 W 00	2023-24 COPIER LEASES JUNE 2024
08/07/2024	17533	XEROX CORPORATION	519.30	199 E 11 6269 00 103 0 11 W 00	2023-24 COPIER LEASES JUNE 2024
08/07/2024	17533	XEROX CORPORATION	519.30	199 E 11 6269 00 107 0 11 W 00	2023-24 COPIER LEASES JUNE 2024
08/07/2024	17533	XEROX CORPORATION	197.08	199 E 31 6269 00 001 0 99 W 00	2023-24 COPIER LEASES JUNE 2024
08/07/2024	17533	XEROX CORPORATION	186.88	199 E 51 6269 00 999 0 99 0 00	2023-24 COPIER LEASES JUNE 2024
		<b>Check Number 17533 Total:</b>	<b>3,546.71</b>		
08/07/2024	17534	XEROX CORPORATION	452.10	199 E 11 6269 00 041 0 11 W 00	2023-24 COPIER LEASES JUNE 2024
08/07/2024	17534	XEROX CORPORATION	452.10	199 E 11 6269 00 102 0 11 W 00	2023-24 COPIER LEASES JUNE 2024
08/07/2024	17534	XEROX CORPORATION	312.17	199 E 11 6269 00 103 0 11 W 00	2023-24 COPIER LEASES JUNE 2024
08/07/2024	17534	XEROX CORPORATION	312.17	199 E 11 6269 00 107 0 11 W 00	2023-24 COPIER LEASES JUNE 2024
08/07/2024	17534	XEROX CORPORATION	681.64	199 E 41 6269 00 750 0 99 W 00	2023-24 COPIER LEASES JUNE 2024
		<b>Check Number 17534 Total:</b>	<b>2,210.18</b>		
08/09/2024	17535	AMERICAN EXPRESS	63.10	199 E 36 6411 90 999 0 91 0 00	COACH MEETING EXP
08/09/2024	17535	AMERICAN EXPRESS	4,624.47	199 E 36 6411 90 999 0 91 0 00	COACHING SCHOOL HOTEL EXP
08/09/2024	17535	AMERICAN EXPRESS	1,357.19	199 E 36 6411 90 999 0 91 0 00	THSCA HOTEL EXP
08/09/2024	17535	AMERICAN EXPRESS	4,461.61	199 E 36 6411 90 999 0 91 0 00	THSCA HOTEL EXP
08/09/2024	17535	AMERICAN EXPRESS	189.12	199 E 36 6411 90 999 0 91 0 00	REG FEE
08/09/2024	17535	AMERICAN EXPRESS	414.00	199 E 52 6411 01 999 0 99 W 00	GUARDIAN MEAL EXP
08/09/2024	17535	AMERICAN EXPRESS	853.56	199 E 41 6499 00 720 0 99 0 00	LEADERSHIP MEETING EXP
08/09/2024	17535	AMERICAN EXPRESS	100.00	244 E 36 6412 00 001 4 22 0 00	FCCLA NATIONALS AIRLINE TICKET FOR JULIANN LITTLE
08/09/2024	17535	AMERICAN EXPRESS	45.00	244 E 13 6411 00 001 4 22 0 00	FCCLA CULINARY NATIONALS HOTEL CHARGE

# YTD Check Register

Date Range: 08/01/2024 to 08/31/2024

EL CAMPO ISD

**GENERAL OPERATING ACCOUNT - 02183080**

Check Date	Chk Nbr	Vendor Name	Amount	Account Number	Description
08/09/2024	17535	AMERICAN EXPRESS	68.99	244 E 13 6411 00 001 4 22 0 00	FCCLA CULINARY NATIONALS PARKING CHARGE
08/09/2024	17535	AMERICAN EXPRESS	2,735.25	244 E 13 6411 00 001 4 22 0 00	FFA AG CONFERENCE 2024
08/09/2024	17535	AMERICAN EXPRESS	-137.70	244 E 13 6411 00 001 4 22 0 00	FFA AG CONFERENCE 2024 HYATT REGENCY HOTEL DALLAS CREDIT
08/09/2024	17535	AMERICAN EXPRESS	331.24	199 E 36 6411 70 001 0 22 0 00	TEXAS HEALTH OCCUPATIONALS ASSOCIATION TEXAS A&M HOTEL ATTENDING: KAYDI KACER
08/09/2024	17535	AMERICAN EXPRESS	-17.04	199 E 36 6411 70 001 0 22 0 00	TEXAS HEALTH OCCUPATIONALS ASSOCIATION TEXAS A&M HOTEL PARKING ATTENDING: KAYDI KACER
08/09/2024	17535	AMERICAN EXPRESS	2,565.04	199 E 13 6411 01 001 0 38 0 AV	AVID SUMMER CONFERENCE MARRIOTT RIVERWALK HOTEL
08/09/2024	17535	AMERICAN EXPRESS	708.36	199 E 13 6411 01 001 0 38 0 AV	AVID SUMMER CONFERENCE MARRIOTT RIVERWALK HOTEL 7-15-24 TO 7-18-24
08/09/2024	17535	AMERICAN EXPRESS	-341.52	244 E 13 6411 00 001 4 22 0 00	TIVA SUMMER CONFERENCE OMNI HOTEL CREDIT
08/09/2024	17535	AMERICAN EXPRESS	2,430.27	255 E 13 6419 00 999 4 11 0 SP	CAMT CONFERENCE RESIDENCE INN
		<b>Check Number 17535 Total:</b>	<b>20,450.94</b>		
08/09/2024	17536	BARBEE SERVICES, INC.	1,921.25	199 E 51 6299 00 999 0 99 0 00	INV#A74512 H/S FB FIELD
08/09/2024	17536	BARBEE SERVICES, INC.	100.00	199 E 51 6299 00 999 0 99 0 00	INV#A74512 H/S FB FIELD
08/09/2024	17536	BARBEE SERVICES, INC.	200.00	199 E 51 6299 00 999 0 99 0 00	INV#A74512 H/S FB FIELD
08/09/2024	17536	BARBEE SERVICES, INC.	717.75	199 E 51 6299 00 999 0 99 0 00	INV#A74512 H/S FB FIELD
08/09/2024	17536	BARBEE SERVICES, INC.	72.00	199 E 51 6299 00 999 0 99 0 00	INV#A74512 H/S FB FIELD
08/09/2024	17536	BARBEE SERVICES, INC.	1,235.00	199 E 51 6299 00 999 0 99 0 00	INV#A74512 H/S FB FIELD
08/09/2024	17536	BARBEE SERVICES, INC.	198.00	199 E 51 6299 00 999 0 99 0 00	INV#A74512 H/S FB FIELD
08/09/2024	17536	BARBEE SERVICES, INC.	4.50	199 E 51 6299 00 999 0 99 0 00	INV#A74512 H/S FB FIELD
08/09/2024	17536	BARBEE SERVICES, INC.	6.00	199 E 51 6299 00 999 0 99 0 00	INV#A74512 H/S FB FIELD
		<b>Check Number 17536 Total:</b>	<b>4,454.50</b>		
08/09/2024	17537	BELLVILLE HIGH SCHOOL GIRLS ATHLETICS	500.00	199 E 36 6499 93 001 0 91 0 VB	JV/FRESH VB ENTRY FEE 9/7
		<b>Check Number 17537 Total:</b>	<b>500.00</b>		
08/09/2024	17538	BH HUBENAK, INC.	1,800.00	199 E 51 6247 00 999 0 99 0 00	TRIM TREES
08/09/2024	17538	BH HUBENAK, INC.	2,100.00	199 E 51 6299 00 999 0 99 0 00	HURRICAN TREE REMOVAL
		<b>Check Number 17538 Total:</b>	<b>3,900.00</b>		
08/09/2024	17539	BRAZOS INDUSTRIES	9,850.00	199 E 51 6246 01 999 0 99 0 00	MYATT ROOF
		<b>Check Number 17539 Total:</b>	<b>9,850.00</b>		
08/09/2024	17540	H.E. BUTT GROCERY	89.97	199 E 41 6399 00 720 0 99 0 00	23/24 GENERAL SUPPLIES-B/O;MLRC; STAFF DEV;CURR;GENERAL ADMIN
		<b>Check Number 17540 Total:</b>	<b>89.97</b>		
08/09/2024	17541	HLAVINKA, BROOKE	723.09	244 E 13 6411 00 001 4 22 0 00	FCCLA CULINARY NATIONALS REIMBURSEMENT 6-28-24 TO 7-3-24
		<b>Check Number 17541 Total:</b>	<b>723.09</b>		
08/09/2024	17542	POENITZSCH, LINDSEY	276.00	244 E 13 6411 00 001 4 22 0 00	FCCLA CULINARY NATIONALS
		<b>Check Number 17542 Total:</b>	<b>276.00</b>		
08/09/2024	17543	QUILL LLC	-117.01	199 E 51 6399 00 999 0 99 0 00	GEN MAINT39096814,39191951,39514959, 39078780,CM2332373
08/09/2024	17543	QUILL LLC	19.99	199 E 51 6399 00 999 0 99 0 00	GEN MAINT39096814,39191951,39514959, 39078780,CM2332373

# YTD Check Register

Date Range: 08/01/2024 to 08/31/2024

EL CAMPO ISD

**GENERAL OPERATING ACCOUNT - 02183080**

Check Date	Chk Nbr	Vendor Name	Amount	Account Number	Description
08/09/2024	17543	QUILL LLC	34.99	199 E 51 6399 00 999 0 99 0 00	GEN MAINT39096814,39191951,39514959,39078780,CM2332373
08/09/2024	17543	QUILL LLC	23.79	199 E 51 6399 00 999 0 99 0 00	GEN MAINT39096814,39191951,39514959,39078780,CM2332373
08/09/2024	17543	QUILL LLC	270.00	199 E 51 6319 00 999 0 99 0 00	GEN MAINT39096814,39191951,39514959,39078780,CM2332373
08/09/2024	17543	QUILL LLC	280.78	199 E 51 6319 00 999 0 99 0 00	GEN MAINT39096814,39191951,39514959,39078780,CM2332373
08/09/2024	17543	QUILL LLC	140.39	199 E 51 6319 00 999 0 99 0 00	GEN MAINT39096814,39191951,39514959,39078780,CM2332373
08/09/2024	17543	QUILL LLC	81.89	199 E 51 6319 00 999 0 99 0 00	GEN MAINT39096814,39191951,39514959,39078780,CM2332373
08/09/2024	17543	QUILL LLC	79.19	199 E 51 6319 00 999 0 99 0 00	GEN MAINT39096814,39191951,39514959,39078780,CM2332373
08/09/2024	17543	QUILL LLC	117.89	199 E 51 6399 00 999 0 99 0 00	GEN MAINT39096814,39191951,39514959,39078780,CM2332373
08/09/2024	17543	QUILL LLC	5.59	199 E 51 6399 00 999 0 99 0 00	GEN MAINT39096814,39191951,39514959,39078780,CM2332373
08/09/2024	17543	QUILL LLC	19.78	199 E 51 6315 00 999 0 99 0 00	GEN MAINT39096814,39191951,39514959,39078780,CM2332373
08/09/2024	17543	QUILL LLC	64.99	199 E 51 6315 00 999 0 99 0 00	GEN MAINT39096814,39191951,39514959,39078780,CM2332373
		<b>Check Number 17543 Total:</b>	<b>1,022.26</b>		
08/09/2024	17544	WALMART COMMUNITY	36.31	199 E 51 6399 00 999 0 99 0 00	GEN MAINT SUPPLIES
08/09/2024	17544	WALMART COMMUNITY	112.33	199 E 51 6316 00 999 0 99 0 00	GEN MAINT
08/09/2024	17544	WALMART COMMUNITY	93.61	199 E 51 6499 00 999 0 99 0 00	GEN MAINT
08/09/2024	17544	WALMART COMMUNITY	276.74	199 E 34 6399 02 999 0 99 0 00	SUPPLIES
08/09/2024	17544	WALMART COMMUNITY	67.92	199 E 34 6399 01 999 0 99 0 00	SHOP TOOLS
08/09/2024	17544	WALMART COMMUNITY	61.10	199 E 34 6399 02 999 0 99 0 00	OFFICE SUPPLIES
08/09/2024	17544	WALMART COMMUNITY	31.92	199 E 13 6399 01 999 0 11 Y 00	23/24 STAFF DEV/SUPPLIES/MATERIALS
		<b>Check Number 17544 Total:</b>	<b>679.93</b>		
08/09/2024	17545	WHARTON CO. C.A.D.	7,822.61	199 E 41 6213 00 703 0 99 0 00	2ND BIENNIAL BUILDING NOTE
08/09/2024	17545	WHARTON CO. C.A.D.	90,708.84	199 E 41 6213 00 703 0 99 0 00	4TH QTR SHARE-ECISD
		<b>Check Number 17545 Total:</b>	<b>98,531.45</b>		
08/09/2024	17546	WHARTON COUNTY LEADER-JOURNAL	688.50	199 E 41 6499 00 720 0 99 0 00	23/24 CLASSIFIED ADVERTISEMENTS&PUBLIC NOTICES
		<b>Check Number 17546 Total:</b>	<b>688.50</b>		
08/09/2024	17547	YK COMMUNICATIONS	908.03	199 E 11 6299 00 001 0 11 T EC	2023/24 INTERNET SERVICE
08/09/2024	17547	YK COMMUNICATIONS	908.03	199 E 11 6299 00 041 0 11 T EC	2023/24 INTERNET SERVICE
08/09/2024	17547	YK COMMUNICATIONS	908.03	199 E 11 6299 00 102 0 11 T EC	2023/24 INTERNET SERVICE
08/09/2024	17547	YK COMMUNICATIONS	908.04	199 E 11 6299 00 103 0 11 T EC	2023/24 INTERNET SERVICE
08/09/2024	17547	YK COMMUNICATIONS	908.04	199 E 11 6299 00 107 0 11 T EC	2023/24 INTERNET SERVICE
		<b>Check Number 17547 Total:</b>	<b>4,540.17</b>		
08/14/2024	17548	AMAZON	64.92	199 E 34 6399 02 999 0 99 0 00	OFFICE SUPPLIES
08/14/2024	17548	AMAZON	438.91	199 E 11 6399 35 041 0 21 0 00	GT SUPPLIES FOR ECMS PO#0412400057
		<b>Check Number 17548 Total:</b>	<b>503.83</b>		
08/14/2024	17549	AMERICAN MECHANICAL SERVICES	978.75	199 E 51 6249 00 999 0 99 0 00	WATER HEATER REPAIR
		<b>Check Number 17549 Total:</b>	<b>978.75</b>		
08/14/2024	17550	AMPLIFY EDUCATION INC	56,800.00	199 E 11 6399 00 999 0 36 0 00	AMPLIFY K-3 RLA PO# 2012400084

# YTD Check Register

Date Range: 08/01/2024 to 08/31/2024

EL CAMPO ISD

**GENERAL OPERATING ACCOUNT - 02183080**

Check Date	Chk Nbr	Vendor Name	Amount	Account Number	Description
08/14/2024	17550	AMPLIFY EDUCATION INC	58,840.00	199 E 11 6399 35 102 0 36 0 00	AMPLIFY K-3 RLA PO# 2012400084
08/14/2024	17550	AMPLIFY EDUCATION INC	13,600.00	199 E 11 6399 35 107 0 36 0 00	AMPLIFY K-3 RLA PO# 2012400084
08/14/2024	17550	AMPLIFY EDUCATION INC	20,919.00	211 E 11 6399 00 999 4 30 0 00	AMPLIFY K-3 RLA PO# 2012400084
08/14/2024	17550	AMPLIFY EDUCATION INC	8,910.56	211 E 11 6399 35 102 4 30 0 00	AMPLIFY K-3 RLA PO# 2012400084
08/14/2024	17550	AMPLIFY EDUCATION INC	4,800.00	211 E 11 6399 35 107 4 30 0 00	AMPLIFY K-3 RLA PO# 2012400084
08/14/2024	17550	AMPLIFY EDUCATION INC	25,500.00	270 E 11 6399 00 999 4 24 0 00	AMPLIFY K-3 RLA PO# 2012400084
08/14/2024	17550	AMPLIFY EDUCATION INC	2,000.00	270 E 11 6399 35 102 4 24 0 00	AMPLIFY K-3 RLA PO# 2012400084
08/14/2024	17550	AMPLIFY EDUCATION INC	500.00	270 E 11 6399 35 107 4 24 0 00	AMPLIFY K-3 RLA PO# 2012400084
		<b>Check Number 17550 Total:</b>	<b>191,869.56</b>		
08/14/2024	17551	BAKER DISTRIBUTING CO.	113.42	199 E 51 6249 04 999 0 99 0 00	HVAC SUPPLIES
		<b>Check Number 17551 Total:</b>	<b>113.42</b>		
08/14/2024	17552	CAPTIVEAIRE SYSTEMS INC	2,458.69	199 E 51 6299 00 999 0 99 0 00	MYATT PREVENTATIVE MAINT 2024
		<b>Check Number 17552 Total:</b>	<b>2,458.69</b>		
08/14/2024	17553	CITY OF EL CAMPO	4,910.12	199 E 52 6299 01 001 0 99 W 00	AUG 2024 SRO WAGES
08/14/2024	17553	CITY OF EL CAMPO	4,539.30	199 E 52 6299 01 041 0 99 W 00	AUG 2024 SRO WAGES
08/14/2024	17553	CITY OF EL CAMPO	9,698.59	429 E 52 6299 03 999 3 99 0 00	AUG 2024 SRO WAGES
		<b>Check Number 17553 Total:</b>	<b>19,148.01</b>		
08/14/2024	17554	DSS DRIVING SAFETY SERVICES, LLC	65.00	199 E 34 6299 00 999 0 99 0 00	DRUG TEST
		<b>Check Number 17554 Total:</b>	<b>65.00</b>		
08/14/2024	17555	EL CAMPO CARPET ONE	4,232.81	199 E 51 6249 00 999 0 99 0 00	NORTHSIDE ROOM#216
		<b>Check Number 17555 Total:</b>	<b>4,232.81</b>		
08/14/2024	17556	EL CAMPO MIDDLE SCHOOL ACTIVITY FUND	240.00	199 E 36 6412 91 041 0 91 0 00	TENNIS TEAM MEAL MONY-M SOHRT
		<b>Check Number 17556 Total:</b>	<b>240.00</b>		
08/14/2024	17557	FIRETRON, INC.	200.00	199 E 51 6316 00 999 0 99 0 00	INV#264228 HUTCHINS
08/14/2024	17557	FIRETRON, INC.	1,200.00	199 E 51 6299 00 999 0 99 0 00	MIDDLE FIRE INSPECTION QUOTE
08/14/2024	17557	FIRETRON, INC.	750.00	199 E 51 6299 00 999 0 99 0 00	FIRE ALARM INSPECTION QUOTE
08/14/2024	17557	FIRETRON, INC.	0.00	199 E 51 6299 00 999 0 99 0 00	SPRINKLER INSPECTIONS
08/14/2024	17557	FIRETRON, INC.	0.00	199 E 51 6299 00 999 0 99 0 00	SPRINKLER INSPECTIONS
08/14/2024	17557	FIRETRON, INC.	800.00	199 E 51 6299 00 999 0 99 0 00	SPRINKLER INSPECTIONS
08/14/2024	17557	FIRETRON, INC.	0.00	199 E 51 6299 00 999 0 99 0 00	SPRINKLER INSPECTIONS
		<b>Check Number 17557 Total:</b>	<b>2,950.00</b>		
08/14/2024	17558	FRONTLINE TECHNOLOGIES GROUP LLC	15,840.00	313 E 11 6395 00 751 4 23 0 00	SERVICE TRACKER IMPLEMENTATION FEE AND ANNUAL FEE FOR EL CAMPO AND RICE
08/14/2024	17558	FRONTLINE TECHNOLOGIES GROUP LLC	5,100.00	313 E 11 6395 00 751 4 23 0 00	SERVICE TRACKER IMPLEMENTATION FEE AND ANNUAL FEE FOR EL CAMPO AND RICE
08/14/2024	17558	FRONTLINE TECHNOLOGIES GROUP LLC	4,000.00	313 E 11 6395 00 751 4 23 0 00	SERVICE TRACKER IMPLEMENTATION FEE AND ANNUAL FEE FOR EL CAMPO AND RICE
		<b>Check Number 17558 Total:</b>	<b>24,940.00</b>		
08/14/2024	17559	GULF COAST PAPER CO. INC.	304.40	199 E 11 6399 00 041 0 11 0 00	COPY PAPER
08/14/2024	17559	GULF COAST PAPER CO. INC.	-304.40	199 E 11 6399 00 041 0 11 0 00	COPY PAPER

# YTD Check Register

Date Range: 08/01/2024 to 08/31/2024

EL CAMPO ISD

**GENERAL OPERATING ACCOUNT - 02183080**

Check Date	Chk Nbr	Vendor Name	Amount	Account Number	Description
		<b>Check Number 17559 Total:</b>	<b>0.00</b>		
08/14/2024	17560	H.E. BUTT GROCERY	313.14	199 E 36 6399 90 001 0 91 0 LD	MAINT SUPP
		<b>Check Number 17560 Total:</b>	<b>313.14</b>		
08/14/2024	17561	HDP LTD.	648.23	199 E 51 6249 00 999 0 99 0 00	HVAC
08/14/2024	17561	HDP LTD.	255.22	199 E 51 6249 00 999 0 99 0 00	HVAC
08/14/2024	17561	HDP LTD.	1,542.97	199 E 51 6249 00 999 0 99 0 00	HVAC
08/14/2024	17561	HDP LTD.	110.61	199 E 51 6249 00 999 0 99 0 00	HVAC
		<b>Check Number 17561 Total:</b>	<b>2,557.03</b>		
08/14/2024	17562	HVAC MECHANICAL SERVICES OF TEXAS	2,445.06	199 E 51 6249 00 999 0 99 0 00	HVAC BAS AGREEMENT 2023-2024
08/14/2024	17562	HVAC MECHANICAL SERVICES OF TEXAS	3,021.89	199 E 51 6249 00 999 0 99 0 00	HVAC MECHANICAL SERVICE AGREEMENT
		<b>Check Number 17562 Total:</b>	<b>5,466.95</b>		
08/14/2024	17563	LONGHORN BUS SALES	2,257.94	199 E 34 6249 00 999 0 99 0 00	BUS REPAIRS
		<b>Check Number 17563 Total:</b>	<b>2,257.94</b>		
08/14/2024	17564	MARK'S PLUMBING PARTS	218.74	199 E 51 6316 00 999 0 99 0 00	PLUMBING
		<b>Check Number 17564 Total:</b>	<b>218.74</b>		
08/14/2024	17565	MARTIN ELECTRIC CO.	655.38	199 E 51 6316 00 999 0 99 0 00	ELECTRIC SUPPLIES
08/14/2024	17565	MARTIN ELECTRIC CO.	707.25	199 E 51 6316 00 999 0 99 0 00	ELECTRICIAN
		<b>Check Number 17565 Total:</b>	<b>1,362.63</b>		
08/14/2024	17566	MCCOY'S BUILDING SUPPLY	168.25	240 E 35 6249 00 999 0 99 0 00	NORTHSIDE CAFETERIA DESKS
		<b>Check Number 17566 Total:</b>	<b>168.25</b>		
08/14/2024	17567	MCKENNA CONTRACTING INC	8,400.00	199 E 51 6317 00 999 0 99 0 00	MYATT & HUTCHINS PLAYGROUND MULCH
		<b>Check Number 17567 Total:</b>	<b>8,400.00</b>		
08/14/2024	17568	MCLEMORE BUILDING MAINT, INC.	78,569.17	282 E 51 6249 01 999 1 99 0 00	MONTHLY JANITORIAL SERVICES
		<b>Check Number 17568 Total:</b>	<b>78,569.17</b>		
08/14/2024	17569	NATIONAL BUGMOBILES, INC.	70.00	199 E 51 6299 00 999 0 99 0 00	MONTHLY PEST CONTRACT 2023-2024
08/14/2024	17569	NATIONAL BUGMOBILES, INC.	50.00	199 E 51 6299 00 999 0 99 0 00	MONTHLY PEST CONTRACT 2023-2024
08/14/2024	17569	NATIONAL BUGMOBILES, INC.	70.00	199 E 51 6299 00 999 0 99 0 00	MONTHLY PEST CONTRACT 2023-2024
08/14/2024	17569	NATIONAL BUGMOBILES, INC.	50.00	199 E 51 6299 00 999 0 99 0 00	MONTHLY PEST CONTRACT 2023-2024
08/14/2024	17569	NATIONAL BUGMOBILES, INC.	25.00	199 E 51 6299 00 999 0 99 0 00	MONTHLY PEST CONTRACT 2023-2024
08/14/2024	17569	NATIONAL BUGMOBILES, INC.	120.00	199 E 51 6299 00 999 0 99 0 00	MONTHLY PEST CONTRACT 2023-2024
		<b>Check Number 17569 Total:</b>	<b>385.00</b>		
08/14/2024	17570	NATIONAL BUGMOBILES, INC.	1,300.00	199 E 51 6299 00 999 0 99 0 00	SEMI ANNUAL - PEST CONTROL FOR SILVER FISH 2023-2024
08/14/2024	17570	NATIONAL BUGMOBILES, INC.	550.00	199 E 51 6299 00 999 0 99 0 00	SEMI ANNUAL - PEST CONTROL FOR SILVER FISH 2023-2024
08/14/2024	17570	NATIONAL BUGMOBILES, INC.	350.00	199 E 51 6299 00 999 0 99 0 00	SEMI ANNUAL - PEST CONTROL FOR SILVER FISH 2023-2024
08/14/2024	17570	NATIONAL BUGMOBILES, INC.	1,150.00	199 E 51 6299 00 999 0 99 0 00	SEMI ANNUAL - PEST CONTROL FOR SILVER FISH 2023-2024
08/14/2024	17570	NATIONAL BUGMOBILES, INC.	140.00	199 E 51 6299 00 999 0 99 0 00	SEMI ANNUAL - PEST CONTROL FOR SILVER FISH 2023-2024
08/14/2024	17570	NATIONAL BUGMOBILES, INC.	140.00	199 E 51 6299 00 999 0 99 0 00	SEMI ANNUAL - PEST CONTROL FOR SILVER FISH 2023-2024
08/14/2024	17570	NATIONAL BUGMOBILES, INC.	200.00	199 E 51 6299 00 999 0 99 0 00	SEMI ANNUAL - PEST CONTROL FOR SILVER FISH 2023-2024
08/14/2024	17570	NATIONAL BUGMOBILES, INC.	300.00	199 E 51 6299 00 999 0 99 0 00	SEMI ANNUAL - PEST CONTROL FOR SILVER FISH 2023-2024

# YTD Check Register

Date Range: 08/01/2024 to 08/31/2024

EL CAMPO ISD

**GENERAL OPERATING ACCOUNT - 02183080**

Check Date	Chk Nbr	Vendor Name	Amount	Account Number	Description
08/14/2024	17570	NATIONAL BUGMOBILES, INC.	140.00	199 E 51 6299 00 999 0 99 0 00	SEMI ANNUAL - PEST CONTROL FOR SILVER FISH 2023-2024
08/14/2024	17570	NATIONAL BUGMOBILES, INC.	140.00	199 E 51 6299 00 999 0 99 0 00	SEMI ANNUAL - PEST CONTROL FOR SILVER FISH 2023-2024
		<b>Check Number 17570 Total:</b>	<b>4,410.00</b>		
08/14/2024	17571	PAYNE, BRITTANIE	6.83	199 E 12 6411 00 999 0 11 Y 00	7-15-24 TO 7-31-24 TRAVEL REIMBURSEMENT
		<b>Check Number 17571 Total:</b>	<b>6.83</b>		
08/14/2024	17572	PENNER ELECTRIC, INC.	225.00	199 E 51 6316 00 999 0 99 0 00	INV#2408700
		<b>Check Number 17572 Total:</b>	<b>225.00</b>		
08/14/2024	17573	PERMA-BOUND BOOKS	112.16	270 E 12 6329 35 041 4 24 0 00	LIBRARY BOOKS, PLEASE SEE ATTACHED LIST
		<b>Check Number 17573 Total:</b>	<b>112.16</b>		
08/14/2024	17574	PITNEY BOWES INC.	767.43	199 E 41 6269 00 750 0 99 0 00	POSTAGE MACHINE RENTAL JUNE/SEPT 2024
		<b>Check Number 17574 Total:</b>	<b>767.43</b>		
08/14/2024	17575	PRECISION SAW AND TOOLTEX INC.	31.50	199 E 51 6299 00 999 0 99 0 00	MAINT EXP
		<b>Check Number 17575 Total:</b>	<b>31.50</b>		
08/14/2024	17576	R&R PRINTING	90.00	199 E 41 6499 00 720 0 99 0 00	CKH NATIONAL SHOWCASE PLAQUES
		<b>Check Number 17576 Total:</b>	<b>90.00</b>		
08/14/2024	17577	REGION 3 EDUC. SERVICE CENTER	240.00	199 E 34 6239 00 999 0 99 0 00	TRAINING WORKSHOPS
08/14/2024	17577	REGION 3 EDUC. SERVICE CENTER	75.00	255 E 13 6419 00 999 4 11 0 SP	REGISTER FOR EARLY CHILDHOOD EDUC CONF #592038- 7/23-24 CHERYL ROITSCH, RACHEL KRUTILEK, LANA COX, NATALIE JANIK
08/14/2024	17577	REGION 3 EDUC. SERVICE CENTER	25.00	255 E 13 6419 00 999 4 11 0 SP	REGISTER FOR EARLY CHILDHOOD EDUC CONF #592038- 7/23-24 CHERYL ROITSCH, RACHEL KRUTILEK, LANA COX, NATALIE JANIK
08/14/2024	17577	REGION 3 EDUC. SERVICE CENTER	1,500.00	199 E 34 6239 00 999 0 99 0 00	TRAINING
		<b>Check Number 17577 Total:</b>	<b>1,840.00</b>		
08/14/2024	17578	REGION 4 EDUC. SERVICE CENTER	130.00	199 E 34 6239 00 999 0 99 0 00	TRAINING
08/14/2024	17578	REGION 4 EDUC. SERVICE CENTER	60.00	199 E 34 6239 00 999 0 99 0 00	TRAINING
		<b>Check Number 17578 Total:</b>	<b>190.00</b>		
08/14/2024	17579	REXEL USA, INC.	475.20	199 E 51 6316 00 999 0 99 0 00	ELECTRIC SUPPLIES
08/14/2024	17579	REXEL USA, INC.	320.33	199 E 51 6316 00 999 0 99 0 00	MAINT EXP
		<b>Check Number 17579 Total:</b>	<b>795.53</b>		
08/14/2024	17580	RICE CISD	500.00	199 E 36 6499 90 001 0 91 0 CC	CROSS COUNTRY ENTRY FEE 9/7
		<b>Check Number 17580 Total:</b>	<b>500.00</b>		
08/14/2024	17581	RICE FARMERS CO-OP, INC.	472.12	199 E 34 6249 01 999 0 99 0 00	TIRES
		<b>Check Number 17581 Total:</b>	<b>472.12</b>		
08/14/2024	17582	RIOUX HARDWARE	24.89	199 E 51 6316 00 999 0 99 0 00	GEN MAINT
08/14/2024	17582	RIOUX HARDWARE	25.96	199 E 51 6316 00 999 0 99 0 00	GEN MAINT
08/14/2024	17582	RIOUX HARDWARE	10.98	199 E 51 6316 00 999 0 99 0 00	GEN MAINT
08/14/2024	17582	RIOUX HARDWARE	54.15	199 E 51 6316 00 999 0 99 0 00	GEN MAINT
08/14/2024	17582	RIOUX HARDWARE	10.38	199 E 51 6316 00 999 0 99 0 00	GEN MAINT
08/14/2024	17582	RIOUX HARDWARE	369.02	244 E 11 6399 00 001 4 22 0 00	CONSTRUCTION SUPPLIES TO EXPAND CTE PROGRAM

# YTD Check Register

Date Range: 08/01/2024 to 08/31/2024

EL CAMPO ISD

**GENERAL OPERATING ACCOUNT - 02183080**

Check Date	Chk Nbr	Vendor Name	Amount	Account Number	Description
		<b>Check Number 17582 Total:</b>	<b>495.38</b>		
08/14/2024	17583	RUSH TRUCK CENTERS	195.47	199 E 34 6399 00 999 0 99 0 00	PARTS
		<b>Check Number 17583 Total:</b>	<b>195.47</b>		
08/14/2024	17584	SCHULENBURG HIGH SCHOOL ATHLETICS	400.00	199 E 36 6499 90 001 0 91 0 CC	CC MEET ENTRY-8/29
		<b>Check Number 17584 Total:</b>	<b>400.00</b>		
08/14/2024	17585	SERVICE SUPPLY OF VICTORIA, INC.	176.00	199 E 51 6316 00 999 0 99 0 00	PLUMBING
08/14/2024	17585	SERVICE SUPPLY OF VICTORIA, INC.	554.01	199 E 51 6316 00 999 0 99 0 00	PLUMBING
		<b>Check Number 17585 Total:</b>	<b>730.01</b>		
08/14/2024	17586	SHERWIN WILLIAMS	935.03	199 E 51 6316 00 999 0 99 0 00	CAMPUSES PROJECTS PAINT
08/14/2024	17586	SHERWIN WILLIAMS	1,163.64	199 E 51 6316 00 999 0 99 0 00	CAMPUSES PROJECTS PAINT
		<b>Check Number 17586 Total:</b>	<b>2,098.67</b>		
08/14/2024	17587	WILCOX, TAEOR	21.64	437 E 11 6411 00 751 0 23 0 00	JULY INDISTRICT TRAVEL
		<b>Check Number 17587 Total:</b>	<b>21.64</b>		
08/14/2024	17588	SOLUTION TREE, INC.	13,000.00	270 E 13 6291 00 999 4 24 0 00	ONSITE PROFESSIONAL DEVELOPMENT AUGUST 9, 2024
		<b>Check Number 17588 Total:</b>	<b>13,000.00</b>		
08/14/2024	17589	SUPERIOR MOTOR PARTS	10.27	199 E 51 6316 00 999 0 99 0 00	GEN MAINT
08/14/2024	17589	SUPERIOR MOTOR PARTS	333.95	244 E 11 6399 00 001 4 22 0 00	CTE SUPPLIES
		<b>Check Number 17589 Total:</b>	<b>344.22</b>		
08/14/2024	17590	SUTHERLANDS	184.75	199 E 51 6316 00 999 0 99 0 00	CARPENTER PROJECTS
08/14/2024	17590	SUTHERLANDS	5.99	199 E 51 6319 00 999 0 99 0 00	GEN MAINT
08/14/2024	17590	SUTHERLANDS	60.95	199 E 51 6319 00 999 0 99 0 00	GEN MAINT
08/14/2024	17590	SUTHERLANDS	347.70	199 E 51 6319 00 999 0 99 0 00	GEN MAINT
		<b>Check Number 17590 Total:</b>	<b>599.39</b>		
08/14/2024	17591	TEXAS MULTI-CHEM, LTD	920.00	199 E 51 6247 00 999 0 99 0 00	BASEBALL WEST LOOP TURF PROGRAM
08/14/2024	17591	TEXAS MULTI-CHEM, LTD	445.00	199 E 51 6317 00 999 0 99 0 00	GROUNDS - BB FIELD
08/14/2024	17591	TEXAS MULTI-CHEM, LTD	260.00	199 E 51 6317 00 999 0 99 0 00	GROUNDS - BB FIELD
08/14/2024	17591	TEXAS MULTI-CHEM, LTD	250.00	199 E 51 6247 00 999 0 99 0 00	ECISD SOFTBALL TURF PROGRAM
		<b>Check Number 17591 Total:</b>	<b>1,875.00</b>		
08/14/2024	17592	TFS LEASING A PGM O FDE LAGE LANDEN	150.73	437 E 21 6269 00 751 0 23 0 00	2023/24 ESTUDIO 357 SCHEHE322171 COPIER LEASE-GARWOOD CAMPUS
		<b>Check Number 17592 Total:</b>	<b>150.73</b>		
08/14/2024	17593	THE FLIPPEN GROUP, L.L.C.	43,900.00	255 E 13 6291 00 999 4 11 0 00	CAPTURING KIDS HEARTS 2 TRAINING AUGUST 5-6, 2024
		<b>Check Number 17593 Total:</b>	<b>43,900.00</b>		
08/14/2024	17594	THRYV	8.00	199 E 41 6499 00 720 0 99 0 00	PHONE LISTINGS
		<b>Check Number 17594 Total:</b>	<b>8.00</b>		
08/14/2024	17595	UNIFIRST CORPORATION	62.72	199 E 51 6316 00 999 0 99 0 00	UNIFORMS
08/14/2024	17595	UNIFIRST CORPORATION	62.72	199 E 51 6316 00 999 0 99 0 00	UNIFORMS
08/14/2024	17595	UNIFIRST CORPORATION	62.72	199 E 51 6316 00 999 0 99 0 00	UNIFORMS
08/14/2024	17595	UNIFIRST CORPORATION	5.39	199 E 11 6299 70 001 0 22 0 00	AUTO TECH UNIFORM SERVICE 2023-24
08/14/2024	17595	UNIFIRST CORPORATION	41.14	199 E 11 6299 70 001 0 22 0 00	AUTO TECH UNIFORM SERVICE 2023-24
08/14/2024	17595	UNIFIRST CORPORATION	5.39	199 E 11 6299 70 001 0 22 0 00	AUTO TECH UNIFORM SERVICE 2023-24
08/14/2024	17595	UNIFIRST CORPORATION	6.74	199 E 11 6299 70 001 0 22 0 00	AUTO TECH UNIFORM SERVICE 2023-24
08/14/2024	17595	UNIFIRST CORPORATION	59.20	199 E 34 6299 00 999 0 99 0 00	LAUNDRY SERVICE

# YTD Check Register

Date Range: 08/01/2024 to 08/31/2024

EL CAMPO ISD

**GENERAL OPERATING ACCOUNT - 02183080**

Check Date	Chk Nbr	Vendor Name	Amount	Account Number	Description
<b>Check Number 17595 Total:</b>			<b>306.02</b>		
08/14/2024	17596	UNITED AGRICULTURAL COOPERATIVE, IN	16.96	199 E 51 6316 00 999 0 99 0 00	GEN MAINT SUPP
08/14/2024	17596	UNITED AGRICULTURAL COOPERATIVE, IN	2.39	199 E 51 6316 00 999 0 99 0 00	GEN MAINT SUPP
<b>Check Number 17596 Total:</b>			<b>19.35</b>		
08/14/2024	17597	VCS SECURITY SYSTEMS	45.00	199 E 51 6299 00 999 0 99 0 00	FIRE ALARM MONITORING
08/14/2024	17597	VCS SECURITY SYSTEMS	45.00	199 E 51 6299 00 999 0 99 0 00	FIRE ALARM MONITORING
<b>Check Number 17597 Total:</b>			<b>90.00</b>		
08/14/2024	17598	WALMART COMMUNITY	29.95	199 E 13 6399 01 999 0 11 Y 00	23/24 STAFF DEV/SUPPLIES/MATERIALS
08/14/2024	17598	WALMART COMMUNITY	29.95	199 E 21 6399 02 999 0 99 0 00	23/24 STAFF DEV/SUPPLIES/MATERIALS
08/14/2024	17598	WALMART COMMUNITY	59.68	199 E 51 6399 00 999 0 99 0 00	GEN MAINT SUPPLIES
08/14/2024	17598	WALMART COMMUNITY	311.67	199 E 51 6319 00 999 0 99 0 00	GEN MAINT
08/14/2024	17598	WALMART COMMUNITY	379.36	199 E 51 6317 00 999 0 99 0 00	GROUPS
08/14/2024	17598	WALMART COMMUNITY	61.39	199 E 51 6316 00 999 0 99 0 00	GEN MAINT
08/14/2024	17598	WALMART COMMUNITY	23.76	199 E 51 6499 00 999 0 99 0 00	GEN MAINT
08/14/2024	17598	WALMART COMMUNITY	64.16	199 E 34 6499 00 999 0 99 0 00	SUPPLIES
<b>Check Number 17598 Total:</b>			<b>959.92</b>		
08/23/2024	17599	ALAMO IRON WORKS	1,031.61	199 E 51 6316 00 999 0 99 0 00	GEN MANT
<b>Check Number 17599 Total:</b>			<b>1,031.61</b>		
08/23/2024	17600	ALL-WAYS FENCING INC.	2,072.00	199 E 51 6299 00 999 0 99 0 00	MYATT GATES
<b>Check Number 17600 Total:</b>			<b>2,072.00</b>		
08/23/2024	17601	AMAZON	95.70	199 E 41 6499 00 750 0 99 0 00	RETIREMENT SUPP
<b>Check Number 17601 Total:</b>			<b>95.70</b>		
08/23/2024	17602	AMERICAN EXPRESS	25.00	199 E 34 6239 00 999 0 99 0 00	CDL REG FEE
<b>Check Number 17602 Total:</b>			<b>25.00</b>		
08/23/2024	17603	AMERICAN MECHANICAL SERVICES	5,843.53	199 E 51 6249 00 999 0 99 0 00	MIDDLE SCHOOL WATER HEATER
08/23/2024	17603	AMERICAN MECHANICAL SERVICES	1,135.00	199 E 51 6299 00 999 0 99 0 00	MIDDLE BOILER
<b>Check Number 17603 Total:</b>			<b>6,978.53</b>		
08/23/2024	17604	AMESTOY, STACY	72.63	313 E 31 6411 00 751 4 23 0 00	TRAVEL REIMBURSEMENT 8-14-24
<b>Check Number 17604 Total:</b>			<b>72.63</b>		
08/23/2024	17605	APPLE INC	3,599.00	199 E 36 6397 90 999 0 91 0 00	MQH63LL/A - MAC STUDIO:APPLE M2 ULTRA CHIP WITH 24-CORE GPU
<b>Check Number 17605 Total:</b>			<b>3,599.00</b>		
08/23/2024	17606	BARKER, JENNIFER	332.56	199 E 13 6411 01 041 0 38 0 AV	AVID SUMMER CONFERENCE REIMBURSEMENT
<b>Check Number 17606 Total:</b>			<b>332.56</b>		
08/23/2024	17607	BAYOU CITY INTERESTS, INC.	3,890.40	199 E 11 6397 00 001 0 11 T EC	PROJECTOR, MOUNT, CABLING, LABOR, FOR SCIENCE LECTURE HALL
08/23/2024	17607	BAYOU CITY INTERESTS, INC.	573.06	199 E 11 6399 00 001 0 11 T EC	PROJECTOR, MOUNT, CABLING, LABOR, FOR SCIENCE LECTURE HALL
08/23/2024	17607	BAYOU CITY INTERESTS, INC.	1,200.00	199 E 11 6299 00 107 0 11 T EC	PROJECTOR, MOUNT, CABLING, LABOR, FOR SCIENCE LECTURE HALL
08/23/2024	17607	BAYOU CITY INTERESTS, INC.	190.80	199 E 11 6299 00 041 0 11 T EC	RICEBIRD GYM SOUND SYSTEM REPAIR PART & LABOR
<b>Check Number 17607 Total:</b>			<b>5,854.26</b>		
08/23/2024	17608	BODENHAMER, SHANNA MICHELLE	1,500.00	313 E 11 6219 00 751 4 23 0 00	BEHAVIOR CONSULT & STAFF TRAINING

# YTD Check Register

Date Range: 08/01/2024 to 08/31/2024

EL CAMPO ISD

**GENERAL OPERATING ACCOUNT - 02183080**

Check Date	Chk Nbr	Vendor Name	Amount	Account Number	Description
		<b>Check Number 17608 Total:</b>	<b>1,500.00</b>		
08/23/2024	17609	BONNER, KATHERINE	155.00	199 E 36 6299 00 001 0 91 W 00	HS VB OFFICIAL 8/13
		<b>Check Number 17609 Total:</b>	<b>155.00</b>		
08/23/2024	17610	BSN SPORTS	810.00	199 E 36 6399 94 001 0 91 0 00	Coaching clothes
08/23/2024	17610	BSN SPORTS	532.00	199 E 36 6399 94 001 0 91 0 00	Coaching clothes
08/23/2024	17610	BSN SPORTS	532.00	199 E 36 6399 94 001 0 91 0 00	Coaching clothes
08/23/2024	17610	BSN SPORTS	475.00	199 E 36 6399 94 001 0 91 0 00	Coaching clothes
08/23/2024	17610	BSN SPORTS	836.00	199 E 36 6399 94 001 0 91 0 00	Coaching clothes
08/23/2024	17610	BSN SPORTS	924.00	199 E 36 6399 94 001 0 91 0 00	Coaching clothes
08/23/2024	17610	BSN SPORTS	798.00	199 E 36 6399 94 001 0 91 0 00	Coaching clothes
08/23/2024	17610	BSN SPORTS	611.00	199 E 36 6399 94 001 0 91 0 00	Coaching clothes
08/23/2024	17610	BSN SPORTS	0.00	199 E 36 6399 94 001 0 91 0 00	Coaching clothes
08/23/2024	17610	BSN SPORTS	480.00	199 E 36 6399 94 001 0 91 0 00	Coaching clothes
08/23/2024	17610	BSN SPORTS	810.00	199 E 36 6399 94 001 0 91 0 00	Coaching clothes
08/23/2024	17610	BSN SPORTS	720.00	199 E 36 6399 94 001 0 91 0 00	Coaching clothes
08/23/2024	17610	BSN SPORTS	658.00	199 E 36 6399 94 001 0 91 0 00	Coaching clothes
08/23/2024	17610	BSN SPORTS	1,320.00	199 E 36 6399 94 001 0 91 0 00	Coaching clothes
08/23/2024	17610	BSN SPORTS	88.00	199 E 36 6399 94 001 0 91 0 00	Coaching clothes
08/23/2024	17610	BSN SPORTS	68.00	199 E 36 6399 94 001 0 91 0 00	Coaching clothes
08/23/2024	17610	BSN SPORTS	192.00	199 E 36 6399 94 001 0 91 0 00	Coaching clothes
		<b>Check Number 17610 Total:</b>	<b>9,854.00</b>		
08/23/2024	17611	CENTERPOINT ENERGY	142.02	199 E 51 6258 00 999 0 99 0 00	2023/24 DISTRICT NATURAL GAS USAGE
		<b>Check Number 17611 Total:</b>	<b>142.02</b>		
08/23/2024	17612	CINDY HERNANDEZ, TAC	7.50	199 E 34 6299 00 999 0 99 0 00	REGISTRATION-SCHOOL BUSES
		<b>Check Number 17612 Total:</b>	<b>7.50</b>		
08/23/2024	17613	CINTAS CORPORATION	462.75	199 E 51 6316 00 999 0 99 0 00	MEDICINE CABINET
		<b>Check Number 17613 Total:</b>	<b>462.75</b>		
08/23/2024	17614	CITY OF EL CAMPO	420.00	199 E 36 6499 90 001 0 91 0 SM	AUG SWIM MEMBERSHIP
08/23/2024	17614	CITY OF EL CAMPO	1,621.75	199 E 36 6269 00 001 0 91 W 00	SWIM FACILITY RENTAL AUG
		<b>Check Number 17614 Total:</b>	<b>2,041.75</b>		
08/23/2024	17615	COMPUTER CENTER (THE)	972.99	199 E 36 6397 90 999 0 91 0 00	MAC STUDIO ACCESSORIES-DELL 27" MONITOR/CASE CLUB DISPLAY; KEYBOARD;MOUSE;HUB;CABLES
08/23/2024	17615	COMPUTER CENTER (THE)	3,297.00	199 E 11 6397 00 102 0 11 T EC	BROTHER MFC-L6900DW LASER PRINTER
		<b>Check Number 17615 Total:</b>	<b>4,269.99</b>		
08/23/2024	17616	DEPARTMENT OF INFORMATION RESOURCES	539.28	199 E 51 6259 00 999 0 99 W 00	23/24 T1 INTERNET LINE - 331331331330000
		<b>Check Number 17616 Total:</b>	<b>539.28</b>		
08/23/2024	17617	EAGLE FIRE & SAFETY, INC.	325.00	240 E 35 6299 00 999 0 99 0 00	HUTCHINS CAFETERIA
		<b>Check Number 17617 Total:</b>	<b>325.00</b>		
08/23/2024	17618	EL CAMPO PARTS	59.90	199 E 34 6399 01 999 0 99 0 00	TRANS EXP
08/23/2024	17618	EL CAMPO PARTS	1.54	199 E 34 6399 01 999 0 99 0 00	SHOP SUPPLIES
08/23/2024	17618	EL CAMPO PARTS	48.52	199 E 34 6399 01 999 0 99 0 00	SHOP SUPPLIES
		<b>Check Number 17618 Total:</b>	<b>109.96</b>		
08/23/2024	17619	FERNANDEZ, YVETTE	308.20	199 E 13 6411 35 102 0 36 0 00	REGION 3 READING ACADEMY REIMBURSEMENT
		<b>Check Number 17619 Total:</b>	<b>308.20</b>		

# YTD Check Register

Date Range: 08/01/2024 to 08/31/2024

EL CAMPO ISD

**GENERAL OPERATING ACCOUNT - 02183080**

Check Date	Chk Nbr	Vendor Name	Amount	Account Number	Description
08/23/2024	17620	FIRETRON, INC.	150.00	199 E 51 6299 00 999 0 99 0 00	INV#26374 MIDD AG DEFICIENCIES
08/23/2024	17620	FIRETRON, INC.	600.00	199 E 51 6299 00 999 0 99 0 00	INV#26374 MIDD AG DEFICIENCIES
08/23/2024	17620	FIRETRON, INC.	183.00	199 E 51 6299 00 999 0 99 0 00	INV#26374 MIDD AG DEFICIENCIES
08/23/2024	17620	FIRETRON, INC.	65.00	199 E 51 6299 00 999 0 99 0 00	INV#26374 MIDD AG DEFICIENCIES
08/23/2024	17620	FIRETRON, INC.	109.00	199 E 51 6299 00 999 0 99 0 00	INV#26374 MIDD AG DEFICIENCIES
08/23/2024	17620	FIRETRON, INC.	1,200.00	199 E 51 6299 00 999 0 99 0 00	INV#264376 MYATT DEFICIENCIES
08/23/2024	17620	FIRETRON, INC.	600.00	199 E 51 6299 00 999 0 99 0 00	INV#264376 MYATT DEFICIENCIES
08/23/2024	17620	FIRETRON, INC.	65.00	199 E 51 6299 00 999 0 99 0 00	INV#264376 MYATT DEFICIENCIES
08/23/2024	17620	FIRETRON, INC.	18.10	199 E 51 6299 00 999 0 99 0 00	INV#264376 MYATT DEFICIENCIES
08/23/2024	17620	FIRETRON, INC.	109.00	199 E 51 6299 00 999 0 99 0 00	INV#264376 MYATT DEFICIENCIES
08/23/2024	17620	FIRETRON, INC.	109.00	199 E 51 6299 00 999 0 99 0 00	INV#264376 MYATT DEFICIENCIES
		<b>Check Number 17620 Total:</b>	<b>3,208.10</b>		
08/23/2024	17621	FLEXILE MULTIMEDIA SYSTEMS, INC.	20,995.00	199 E 11 6639 00 001 0 11 T EC	VIRTUAL HOST SERVER
		<b>Check Number 17621 Total:</b>	<b>20,995.00</b>		
08/23/2024	17622	FONSECA, BARBARA	46.50	199 E 21 6411 00 999 0 99 0 00	TRAVEL REIMBURSEMENT 6/3/24 TO 7/30/24
		<b>Check Number 17622 Total:</b>	<b>46.50</b>		
08/23/2024	17623	GOLD, ANNIE	24.35	240 R 00 5751 00 000 0 00 0 00	LUNCH REFUND
		<b>Check Number 17623 Total:</b>	<b>24.35</b>		
08/23/2024	17624	H.E. BUTT GROCERY	93.31	199 E 41 6499 00 750 0 99 0 00	KISH RUSSELL PROFESSIONAL DEVELOPMENT
08/23/2024	17624	H.E. BUTT GROCERY	144.63	199 E 41 6499 00 750 0 99 0 00	FARTHING RETIREMENT PARTY
		<b>Check Number 17624 Total:</b>	<b>237.94</b>		
08/23/2024	17625	HASHIDA, HOWARD M	155.00	199 E 36 6299 00 001 0 91 W 00	HS VB OFFICIAL 8/13
		<b>Check Number 17625 Total:</b>	<b>155.00</b>		
08/23/2024	17626	HDP LTD.	433.50	199 E 51 6249 00 999 0 99 0 00	HVAC
08/23/2024	17626	HDP LTD.	242.10	199 E 51 6249 00 999 0 99 0 00	HVAC
08/23/2024	17626	HDP LTD.	1,496.70	199 E 51 6249 00 999 0 99 0 00	HVAC
08/23/2024	17626	HDP LTD.	167.08	199 E 51 6249 00 999 0 99 0 00	HVAC
08/23/2024	17626	HDP LTD.	1,767.58	199 E 51 6249 00 999 0 99 0 00	HVAC
08/23/2024	17626	HDP LTD.	555.00	199 E 51 6249 00 999 0 99 0 00	HVAC
		<b>Check Number 17626 Total:</b>	<b>4,661.96</b>		
08/23/2024	17627	HLAVATY, LASHELLE	484.48	255 E 13 6411 35 001 4 11 0 00	TRAVEL EXP
08/23/2024	17627	HLAVATY, LASHELLE	299.18	199 E 23 6411 00 001 0 99 0 00	TRAVEL EXP
		<b>Check Number 17627 Total:</b>	<b>783.66</b>		
08/23/2024	17628	J&J BARKER SERVICES, LLC	1,600.00	199 E 51 6247 00 999 0 99 0 00	MOWING
		<b>Check Number 17628 Total:</b>	<b>1,600.00</b>		
08/23/2024	17629	JACKSON STREET COFFEE & MARKET LLC	650.00	199 E 36 6412 94 001 0 91 0 00	FOOTBALL TEAM MEALS
		<b>Check Number 17629 Total:</b>	<b>650.00</b>		
08/23/2024	17630	KIMBALL MIDWEST	315.46	199 E 34 6399 01 999 0 99 0 00	SHOP SUPPLIES
		<b>Check Number 17630 Total:</b>	<b>315.46</b>		
08/23/2024	17631	KRENEK, SHERALYN	648.34	313 E 11 6219 00 751 4 23 0 00	AUGUST TRAININGS
		<b>Check Number 17631 Total:</b>	<b>648.34</b>		
08/23/2024	17632	KYRISH TRUCK CENTERS OF VICTORIA	235.58	199 E 34 6399 00 999 0 99 0 00	BUS PARTS

# YTD Check Register

Date Range: 08/01/2024 to 08/31/2024

EL CAMPO ISD

**GENERAL OPERATING ACCOUNT - 02183080**

Check Date	Chk Nbr	Vendor Name	Amount	Account Number	Description
08/23/2024	17632	KYRISH TRUCK CENTERS OF VICTORIA	341.96	199 E 34 6399 00 999 0 99 0 00	BUS PARTS
		<b>Check Number 17632 Total:</b>	<b>577.54</b>		
08/23/2024	17633	LARSON, BROCK	72.50	199 E 36 6411 90 999 0 91 0 00	TGCA MEMBERSHIP REIM
		<b>Check Number 17633 Total:</b>	<b>72.50</b>		
08/23/2024	17634	LOGAN, SANDRA	140.00	199 E 36 6299 00 001 0 91 W 00	HS VB OFFICIAL 8/13
		<b>Check Number 17634 Total:</b>	<b>140.00</b>		
08/23/2024	17635	MARTIN ELECTRIC CO.	356.76	199 E 51 6249 00 999 0 99 0 00	HVAC REPAIRS
		<b>Check Number 17635 Total:</b>	<b>356.76</b>		
08/23/2024	17636	MCCOY'S BUILDING SUPPLY	224.15	199 E 51 6316 00 999 0 99 0 00	CARPENTER CAMPUS PROJECTS
08/23/2024	17636	MCCOY'S BUILDING SUPPLY	71.37	240 E 35 6249 00 999 0 99 0 00	NORTHSIDE CAFETERIA DESKS
08/23/2024	17636	MCCOY'S BUILDING SUPPLY	395.75	240 E 35 6249 00 999 0 99 0 00	NORTHSIDE CAFETERIA DESKS
08/23/2024	17636	MCCOY'S BUILDING SUPPLY	985.40	240 E 35 6249 00 999 0 99 0 00	NORTHSIDE CAFETERIA DESKS
08/23/2024	17636	MCCOY'S BUILDING SUPPLY	211.29	240 E 35 6249 00 999 0 99 0 00	NORTHSIDE CAFETERIA DESKS
08/23/2024	17636	MCCOY'S BUILDING SUPPLY	345.55	240 E 35 6249 00 999 0 99 0 00	NORTHSIDE CAFETERIA DESKS
08/23/2024	17636	MCCOY'S BUILDING SUPPLY	264.67	199 E 51 6316 00 999 0 99 0 00	ELECTRIC SUPPLIES
08/23/2024	17636	MCCOY'S BUILDING SUPPLY	224.07	199 E 51 6316 00 999 0 99 0 00	CARPENTER
08/23/2024	17636	MCCOY'S BUILDING SUPPLY	132.31	199 E 51 6316 00 999 0 99 0 00	CARPENTER CAMPUS PROJECTS
08/23/2024	17636	MCCOY'S BUILDING SUPPLY	533.45	199 E 51 6316 00 999 0 99 0 00	CARPENTER CAMPUS PROJECTS
		<b>Check Number 17636 Total:</b>	<b>3,388.01</b>		
08/23/2024	17637	MENDEZ, AURELIA	180.00	199 E 52 6299 00 001 0 91 W 00	HS VB SECURITY 8/13
		<b>Check Number 17637 Total:</b>	<b>180.00</b>		
08/23/2024	17638	MID AMERICAN ENERGY SERVICES, LLC	49,791.64	199 E 51 6257 00 999 0 99 0 00	2023-24 ELECTRICAL USAGE-DISTRICTWIDE JULY 24-AUG 16
		<b>Check Number 17638 Total:</b>	<b>49,791.64</b>		
08/23/2024	17639	MIKESKA'S BAR-B-Q AND CATERING	1,255.50	199 E 13 6499 00 999 0 11 Y 00	CKH MEALS FOR TRAINING
08/23/2024	17639	MIKESKA'S BAR-B-Q AND CATERING	-1,255.50	199 E 13 6499 00 999 0 11 Y 00	CKH MEALS FOR TRAINING
		<b>Check Number 17639 Total:</b>	<b>0.00</b>		
08/23/2024	17640	NATIONAL FLEET TRACKING, LLC	1,367.15	199 E 34 6399 05 999 0 99 0 00	BUS CARDS
		<b>Check Number 17640 Total:</b>	<b>1,367.15</b>		
08/23/2024	17641	NAVASOTA ISD	1,184.79	199 E 36 6497 00 001 0 91 0 00	DIST 25AAAA SETTLE UP 23/24
08/23/2024	17641	NAVASOTA ISD	2,537.13	199 E 36 6497 00 001 0 99 0 00	DIST 25AAAA SETTLE UP 23/24
08/23/2024	17641	NAVASOTA ISD	254.52	199 E 36 6497 00 041 0 99 0 00	DIST 25AAAA SETTLE UP 23/24
08/23/2024	17641	NAVASOTA ISD	98.16	199 E 36 6497 00 001 0 91 0 00	DIST 21AAAAD-1 SETTLE UP 23/24
		<b>Check Number 17641 Total:</b>	<b>4,074.60</b>		
08/23/2024	17642	NOHAVITZA, SUSAN R	50.00	199 E 36 6299 00 001 0 91 W 00	HS VB WORKER 8/13
		<b>Check Number 17642 Total:</b>	<b>50.00</b>		
08/23/2024	17643	NOTARY PUBLIC UNDERWRITERS AGENCY OF TEXAS	71.00	199 E 34 6499 00 999 0 99 0 00	NOTARY FEE-G GARZA
		<b>Check Number 17643 Total:</b>	<b>71.00</b>		
08/23/2024	17644	O'REILLY AUTO PARTS	45.50	199 E 34 6399 00 999 0 99 0 00	PARTS
		<b>Check Number 17644 Total:</b>	<b>45.50</b>		
08/23/2024	17645	PARINELLO, TAMMY	308.20	199 E 13 6411 35 102 0 36 0 00	REGION 3 READING ACADEMY REIMBURSEMENT
		<b>Check Number 17645 Total:</b>	<b>308.20</b>		

# YTD Check Register

Date Range: 08/01/2024 to 08/31/2024

EL CAMPO ISD

**GENERAL OPERATING ACCOUNT - 02183080**

Check Date	Chk Nbr	Vendor Name	Amount	Account Number	Description
08/23/2024	17646	PHILLIPS, JIM JACK	154.10	199 E 34 6411 00 999 0 99 0 00	CDL TRAVEL
		<b>Check Number 17646 Total:</b>	<b>154.10</b>		
08/23/2024	17647	QUILL LLC	629.28	199 E 41 6399 00 750 0 99 0 00	ADM SUPPLIES
08/23/2024	17647	QUILL LLC	24.29	199 E 51 6399 00 999 0 99 0 00	GEN MAINT
08/23/2024	17647	QUILL LLC	35.99	199 E 51 6399 00 999 0 99 0 00	GEN MAINT
08/23/2024	17647	QUILL LLC	37.06	199 E 51 6316 00 999 0 99 0 00	GEN MAINT;39914638;39914653,39914659; 39914815;39908383
08/23/2024	17647	QUILL LLC	65.78	199 E 51 6316 00 999 0 99 0 00	GEN MAINT;39914638;39914653,39914659; 39914815;39908383
08/23/2024	17647	QUILL LLC	89.09	199 E 51 6316 00 999 0 99 0 00	GEN MAINT;39914638;39914653,39914659; 39914815;39908383
08/23/2024	17647	QUILL LLC	52.19	199 E 51 6316 00 999 0 99 0 00	GEN MAINT;39914638;39914653,39914659; 39914815;39908383
08/23/2024	17647	QUILL LLC	4.40	199 E 51 6399 00 999 0 99 0 00	GEN MAINT;39914638;39914653,39914659; 39914815;39908383
08/23/2024	17647	QUILL LLC	9.71	199 E 51 6399 00 999 0 99 0 00	GEN MAINT;39914638;39914653,39914659; 39914815;39908383
08/23/2024	17647	QUILL LLC	35.98	199 E 51 6399 00 999 0 99 0 00	GEN MAINT;39914638;39914653,39914659; 39914815;39908383
08/23/2024	17647	QUILL LLC	19.78	199 E 51 6399 00 999 0 99 0 00	GEN MAINT;39914638;39914653,39914659; 39914815;39908383
08/23/2024	17647	QUILL LLC	15.29	199 E 51 6399 00 999 0 99 0 00	GEN MAINT;39914638;39914653,39914659; 39914815;39908383
08/23/2024	17647	QUILL LLC	13.58	199 E 51 6399 00 999 0 99 0 00	GEN MAINT;39914638;39914653,39914659; 39914815;39908383
08/23/2024	17647	QUILL LLC	8.58	199 E 51 6399 00 999 0 99 0 00	GEN MAINT;39914638;39914653,39914659; 39914815;39908383
08/23/2024	17647	QUILL LLC	33.18	199 E 51 6399 00 999 0 99 0 00	GEN MAINT;39914638;39914653,39914659; 39914815;39908383
08/23/2024	17647	QUILL LLC	41.99	199 E 51 6399 00 999 0 99 0 00	GEN MAINT;39914638;39914653,39914659; 39914815;39908383
08/23/2024	17647	QUILL LLC	270.00	199 E 51 6319 00 999 0 99 0 00	GEN MAINT;39914638;39914653,39914659; 39914815;39908383
08/23/2024	17647	QUILL LLC	289.78	199 E 51 6319 00 999 0 99 0 00	GEN MAINT;39914638;39914653,39914659; 39914815;39908383
08/23/2024	17647	QUILL LLC	289.78	199 E 51 6319 00 999 0 99 0 00	GEN MAINT;39914638;39914653,39914659; 39914815;39908383
08/23/2024	17647	QUILL LLC	289.78	199 E 51 6319 00 999 0 99 0 00	GEN MAINT;39914638;39914653,39914659; 39914815;39908383
08/23/2024	17647	QUILL LLC	78.29	199 E 51 6316 00 999 0 99 0 00	GEN MAINT;39914638;39914653,39914659; 39914815;39908383
08/23/2024	17647	QUILL LLC	170.98	199 E 51 6316 00 999 0 99 0 00	GEN MAINT;39914638;39914653,39914659; 39914815;39908383
08/23/2024	17647	QUILL LLC	69.68	199 E 51 6316 00 999 0 99 0 00	GEN MAINT;39914638;39914653,39914659; 39914815;39908383
08/23/2024	17647	QUILL LLC	17.63	199 E 51 6399 00 999 0 99 0 00	GEN MAINT;39914638;39914653,39914659; 39914815;39908383
		<b>Check Number 17647 Total:</b>	<b>2,592.09</b>		
08/23/2024	17648	R&R PRINTING	80.00	199 E 51 6399 00 999 0 99 0 00	GEN MAINT
		<b>Check Number 17648 Total:</b>	<b>80.00</b>		
08/23/2024	17649	REGION 3 EDUC. SERVICE CENTER	950.00	199 E 13 6239 35 001 0 21 0 00	AP US HISTORY
		<b>Check Number 17649 Total:</b>	<b>950.00</b>		
08/23/2024	17650	RIOUX HARDWARE	19.96	199 E 51 6316 00 999 0 99 0 00	GEN MAINT
		<b>Check Number 17650 Total:</b>	<b>19.96</b>		
08/23/2024	17651	RODRIGUEZ, STEPHANIE	58.42	199 E 23 6411 00 041 0 99 0 00	AUG INDISTRICT TRAVEL

# YTD Check Register

Date Range: 08/01/2024 to 08/31/2024

EL CAMPO ISD

**GENERAL OPERATING ACCOUNT - 02183080**

Check Date	Chk Nbr	Vendor Name	Amount	Account Number	Description
		<b>Check Number 17651 Total:</b>	<b>58.42</b>		
08/23/2024	17652	RYDIN DECAL	523.00	199 E 41 6499 00 720 0 99 0 00	PARKING PERMITS
		<b>Check Number 17652 Total:</b>	<b>523.00</b>		
08/23/2024	17653	SCHMIDT IMPLEMENT, INC.	389.89	199 E 51 6317 00 999 0 99 0 00	INV#49548
		<b>Check Number 17653 Total:</b>	<b>389.89</b>		
08/23/2024	17654	SHUMBERA, DEE ANN	308.20	199 E 13 6411 35 102 0 36 0 00	REGION 3 READING ACADEMY REIMBURSEMENT
		<b>Check Number 17654 Total:</b>	<b>308.20</b>		
08/23/2024	17655	STEVE GILLILAND INC	1,520.74	270 E 13 6399 00 999 4 24 0 00	STAFF DEVELOPMENT SUPPLIES
		<b>Check Number 17655 Total:</b>	<b>1,520.74</b>		
08/23/2024	17656	SUTHERLANDS	195.55	199 E 51 6316 00 999 0 99 0 00	CARPENTER PROJECTS
08/23/2024	17656	SUTHERLANDS	320.22	199 E 51 6316 00 999 0 99 0 00	CARPENTER PROJECTS
08/23/2024	17656	SUTHERLANDS	280.42	240 E 35 6249 00 999 0 99 0 00	KITCHEN PARTS
08/23/2024	17656	SUTHERLANDS	45.40	199 E 51 6319 00 999 0 99 0 00	GEN MAINT
08/23/2024	17656	SUTHERLANDS	5.08	199 E 51 6319 00 999 0 99 0 00	GEN MAINT
		<b>Check Number 17656 Total:</b>	<b>846.67</b>		
08/23/2024	17657	TEXAS STATE BILLING SERVICES, INC.	6,981.39	199 E 11 6299 00 999 0 23 0 00	MEDICAID BILLING FEES
		<b>Check Number 17657 Total:</b>	<b>6,981.39</b>		
08/23/2024	17658	THE SCREEN STOP	1,720.00	199 E 34 6499 00 999 0 99 0 00	JACKETS
		<b>Check Number 17658 Total:</b>	<b>1,720.00</b>		
08/23/2024	17659	UNIFIRST CORPORATION	48.43	199 E 34 6299 00 999 0 99 0 00	SERVICE
08/23/2024	17659	UNIFIRST CORPORATION	48.43	199 E 34 6299 00 999 0 99 0 00	SERVICE
08/23/2024	17659	UNIFIRST CORPORATION	68.89	199 E 51 6316 00 999 0 99 0 00	UNIFORMS
08/23/2024	17659	UNIFIRST CORPORATION	62.72	199 E 51 6316 00 999 0 99 0 00	UNIFORMS
08/23/2024	17659	UNIFIRST CORPORATION	5.92	199 E 11 6299 70 001 0 22 0 00	AUTO TECH UNIFORM SERVICE 2023-24
08/23/2024	17659	UNIFIRST CORPORATION	6.74	199 E 11 6299 70 001 0 22 0 00	AUTO TECH UNIFORM SERVICE 2023-24
		<b>Check Number 17659 Total:</b>	<b>241.13</b>		
08/23/2024	17660	UNITED AGRICULTURAL COOPERATIVE, IN	207.95	199 E 51 6317 00 999 0 99 0 00	GROUNDS
08/23/2024	17660	UNITED AGRICULTURAL COOPERATIVE, IN	37.32	199 E 51 6319 00 999 0 99 0 00	HVAC SUPPLIES
		<b>Check Number 17660 Total:</b>	<b>245.27</b>		
08/23/2024	17661	UNIVERSAL ENVIRONMENTAL SERVICES, LLC	150.00	199 E 34 6299 00 999 0 99 0 00	SERVICE
		<b>Check Number 17661 Total:</b>	<b>150.00</b>		
08/23/2024	17662	WALMART COMMUNITY	115.74	199 E 41 6399 00 720 0 99 0 00	23/24 STAFF DEV/SUPPLIES/MATERIALS
08/23/2024	17662	WALMART COMMUNITY	115.75	199 E 41 6399 00 750 0 99 0 00	23/24 STAFF DEV/SUPPLIES/MATERIALS
08/23/2024	17662	WALMART COMMUNITY	99.98	199 E 41 6399 00 720 0 99 0 00	23/24 STAFF DEV/SUPPLIES/MATERIALS
		<b>Check Number 17662 Total:</b>	<b>331.47</b>		
08/23/2024	17663	WATCHFIRE SIGNS LLC	847.82	199 E 36 6299 90 999 0 91 0 00	FOOTBALL SCOREBOARD REPAIR/INSPECTION
		<b>Check Number 17663 Total:</b>	<b>847.82</b>		
08/23/2024	17664	WHATABURGER RESTAURANTS, LLC	94.25	199 E 36 6412 90 001 0 91 0 00	CC MEALS
		<b>Check Number 17664 Total:</b>	<b>94.25</b>		
08/23/2024	17665	XEROX CORP.	519.30	199 E 11 6269 00 001 0 11 W 00	2023-24 COPIER LEASES JULY
08/23/2024	17665	XEROX CORP.	197.08	199 E 21 6269 00 999 0 99 W 00	2023-24 COPIER LEASES JULY
08/23/2024	17665	XEROX CORP.	197.08	199 E 23 6269 00 041 0 99 W 00	2023-24 COPIER LEASES JULY

# YTD Check Register

Date Range: 08/01/2024 to 08/31/2024

EL CAMPO ISD

**GENERAL OPERATING ACCOUNT - 02183080**

Check Date	Chk Nbr	Vendor Name	Amount	Account Number	Description
08/23/2024	17665	XEROX CORP.	197.08	199 E 23 6269 00 102 0 99 W 00	2023-24 COPIER LEASES JULY
08/23/2024	17665	XEROX CORP.	197.08	199 E 23 6269 00 103 0 99 W 00	2023-24 COPIER LEASES JULY
08/23/2024	17665	XEROX CORP.	197.08	437 E 21 6269 00 751 0 23 0 00	2023-24 COPIER LEASES JULY
		<b>Check Number 17665 Total:</b>	<b>1,504.70</b>		
08/23/2024	17666	XEROX CORPORATION	573.17	199 E 11 6269 00 001 0 11 W 00	2023-24 COPIER LEASES JULY
08/23/2024	17666	XEROX CORPORATION	258.93	199 E 11 6269 00 001 0 11 W 00	2023-24 COPIER LEASES JULY
08/23/2024	17666	XEROX CORPORATION	248.73	199 E 11 6269 00 001 0 11 W 00	2023-24 COPIER LEASES JULY
08/23/2024	17666	XEROX CORPORATION	524.02	199 E 11 6269 00 041 0 11 W 00	2023-24 COPIER LEASES JULY
08/23/2024	17666	XEROX CORPORATION	519.30	199 E 11 6269 00 102 0 11 W 00	2023-24 COPIER LEASES JULY
08/23/2024	17666	XEROX CORPORATION	519.30	199 E 11 6269 00 103 0 11 W 00	2023-24 COPIER LEASES JULY
08/23/2024	17666	XEROX CORPORATION	519.30	199 E 11 6269 00 107 0 11 W 00	2023-24 COPIER LEASES JULY
08/23/2024	17666	XEROX CORPORATION	197.08	199 E 31 6269 00 001 0 99 W 00	2023-24 COPIER LEASES JULY
08/23/2024	17666	XEROX CORPORATION	186.88	199 E 51 6269 00 999 0 99 0 00	2023-24 COPIER LEASES JULY
		<b>Check Number 17666 Total:</b>	<b>3,546.71</b>		
08/23/2024	17667	XEROX CORPORATION	971.00	199 E 11 6269 00 102 0 11 W 00	HUTCHINS COPIER
		<b>Check Number 17667 Total:</b>	<b>971.00</b>		
08/23/2024	17668	XEROX CORPORATION	452.10	199 E 11 6269 00 041 0 11 W 00	2023-24 COPIER LEASES JULY
08/23/2024	17668	XEROX CORPORATION	452.10	199 E 11 6269 00 102 0 11 W 00	2023-24 COPIER LEASES JULY
08/23/2024	17668	XEROX CORPORATION	312.17	199 E 11 6269 00 103 0 11 W 00	2023-24 COPIER LEASES JULY
08/23/2024	17668	XEROX CORPORATION	312.17	199 E 11 6269 00 107 0 11 W 00	2023-24 COPIER LEASES JULY
08/23/2024	17668	XEROX CORPORATION	681.64	199 E 41 6269 00 750 0 99 W 00	2023-24 COPIER LEASES JULY
		<b>Check Number 17668 Total:</b>	<b>2,210.18</b>		
08/23/2024	17669	YK COMMUNICATIONS	591.45	199 E 11 6299 00 001 0 11 T EC	2023/24 INTERNET SERVICE
08/23/2024	17669	YK COMMUNICATIONS	591.45	199 E 11 6299 00 041 0 11 T EC	2023/24 INTERNET SERVICE
08/23/2024	17669	YK COMMUNICATIONS	591.45	199 E 11 6299 00 102 0 11 T EC	2023/24 INTERNET SERVICE
08/23/2024	17669	YK COMMUNICATIONS	591.46	199 E 11 6299 00 103 0 11 T EC	2023/24 INTERNET SERVICE
08/23/2024	17669	YK COMMUNICATIONS	591.46	199 E 11 6299 00 107 0 11 T EC	2023/24 INTERNET SERVICE
		<b>Check Number 17669 Total:</b>	<b>2,957.27</b>		
08/27/2024	17670	AMAZON	17.99	270 E 12 6329 35 041 4 24 0 00	MS LIBRARY BOOKS PO# 0412400152
		<b>Check Number 17670 Total:</b>	<b>17.99</b>		
08/27/2024	17671	AQUA BEVERAGE CO/OZARKA	10.99	199 E 41 6269 00 750 0 99 0 00	23/24 MLRC&ADMIN WATER COOLER RENTAL&SERVICE
08/27/2024	17671	AQUA BEVERAGE CO/OZARKA	11.50	199 E 21 6269 00 999 0 99 W 00	23/24 MLRC&ADMIN WATER COOLER RENTAL&SERVICE
08/27/2024	17671	AQUA BEVERAGE CO/OZARKA	10.99	199 E 34 6269 00 999 0 99 0 00	WATER SERVICE
		<b>Check Number 17671 Total:</b>	<b>33.48</b>		
08/27/2024	17672	ARAMARK INC	3,055.25	240 E 35 6219 00 999 0 99 0 00	JULY 2024 FOOD SVC EXP
		<b>Check Number 17672 Total:</b>	<b>3,055.25</b>		
08/27/2024	17673	AT&T	3,174.11	199 E 51 6259 00 999 0 99 W 00	23/24 DISTRICT INTERNET SVC- 8310006526135
		<b>Check Number 17673 Total:</b>	<b>3,174.11</b>		
08/27/2024	17674	BABCOCK, PATRICIA	63.52	437 E 21 6411 01 751 0 23 0 00	AUG 2024 INDISTRICT TRAVE
		<b>Check Number 17674 Total:</b>	<b>63.52</b>		
08/27/2024	17675	BAILEY, AMY	126.36	313 E 31 6411 00 751 4 23 0 00	TRAVEL REIMBURSEMENT 8-5-24 TO 21-24
		<b>Check Number 17675 Total:</b>	<b>126.36</b>		
08/27/2024	17676	BARBEE SERVICES, INC.	1,126.25	199 E 51 6299 00 999 0 99 0 00	INV#A74554 H/S FB LIGHTS

## YTD Check Register

Date Range: 08/01/2024 to 08/31/2024

EL CAMPO ISD

**GENERAL OPERATING ACCOUNT - 02183080**

Check Date	Chk Nbr	Vendor Name	Amount	Account Number	Description
08/27/2024	17676	BARBEE SERVICES, INC.	100.00	199 E 51 6299 00 999 0 99 0 00	INV#A74554 H/S FB LIGHTS
08/27/2024	17676	BARBEE SERVICES, INC.	200.00	199 E 51 6299 00 999 0 99 0 00	INV#A74554 H/S FB LIGHTS
08/27/2024	17676	BARBEE SERVICES, INC.	420.75	199 E 51 6299 00 999 0 99 0 00	INV#A74554 H/S FB LIGHTS
08/27/2024	17676	BARBEE SERVICES, INC.	72.00	199 E 51 6299 00 999 0 99 0 00	INV#A74554 H/S FB LIGHTS
08/27/2024	17676	BARBEE SERVICES, INC.	1,864.80	199 E 51 6299 00 999 0 99 0 00	INV#A74554 H/S FB LIGHTS
08/27/2024	17676	BARBEE SERVICES, INC.	8.50	199 E 51 6299 00 999 0 99 0 00	INV#A74554 H/S FB LIGHTS
08/27/2024	17676	BARBEE SERVICES, INC.	1.20	199 E 51 6299 00 999 0 99 0 00	INV#A74554 H/S FB LIGHTS
08/27/2024	17676	BARBEE SERVICES, INC.	13.75	199 E 51 6299 00 999 0 99 0 00	INV#A74554 H/S FB LIGHTS
08/27/2024	17676	BARBEE SERVICES, INC.	0.59	199 E 51 6299 00 999 0 99 0 00	INV#A74554 H/S FB LIGHTS
08/27/2024	17676	BARBEE SERVICES, INC.	1.50	199 E 51 6299 00 999 0 99 0 00	INV#A74554 H/S FB LIGHTS
		<b>Check Number 17676 Total:</b>	<b>3,809.34</b>		
08/27/2024	17677	BSN SPORTS	108.00	199 E 36 6399 94 001 0 91 0 00	PO B9912400086 PULLOVERS
08/27/2024	17677	BSN SPORTS	689.00	199 E 36 6399 94 001 0 91 0 00	PO 9912400087-BACKPACKS
		<b>Check Number 17677 Total:</b>	<b>797.00</b>		
08/27/2024	17678	BUSH, EMILY	77.05	199 E 23 6411 00 107 0 99 0 00	TRAVEL EXP
		<b>Check Number 17678 Total:</b>	<b>77.05</b>		
08/27/2024	17679	DLUHOS, RACHEL	237.65	437 E 21 6411 00 751 0 23 0 00	AUG 2024 INDISTRICT TRAV
		<b>Check Number 17679 Total:</b>	<b>237.65</b>		
08/27/2024	17680	EBROM, COLBY	24.48	199 E 36 6399 90 001 0 91 0 00	CC SUPPLIES REIM
		<b>Check Number 17680 Total:</b>	<b>24.48</b>		
08/27/2024	17681	EL CAMPO PARTS	89.18	199 E 34 6399 00 999 0 99 0 00	BUS PARTS
		<b>Check Number 17681 Total:</b>	<b>89.18</b>		
08/27/2024	17682	ELDRIDGE A/C & HEATING CO., INC	300.00	199 E 51 6247 00 999 0 99 0 00	INV#96147 H/S BOY'S WEIGHT ROOM
		<b>Check Number 17682 Total:</b>	<b>300.00</b>		
08/27/2024	17683	ELEVATOR TRANS. SERV. INC.	1,425.00	199 E 51 6299 00 999 0 99 0 00	ELEVATOR INSPECTIONS
		<b>Check Number 17683 Total:</b>	<b>1,425.00</b>		
08/27/2024	17684	FAROUK SYSTEMS, INC.	211.44	199 E 11 6399 73 001 0 22 0 00	COSMETOLOGY SUPPLIES
08/27/2024	17684	FAROUK SYSTEMS, INC.	24.33	199 E 11 6399 73 001 0 22 0 00	COSMETOLOGY SUPPLIES
08/27/2024	17684	FAROUK SYSTEMS, INC.	49.40	199 E 11 6399 73 001 0 22 0 00	COSMETOLOGY SUPPLIES
08/27/2024	17684	FAROUK SYSTEMS, INC.	136.50	199 E 11 6399 73 001 0 22 0 00	COSMETOLOGY SUPPLIES
08/27/2024	17684	FAROUK SYSTEMS, INC.	131.88	199 E 11 6399 73 001 0 22 0 00	COSMETOLOGY SUPPLIES
		<b>Check Number 17684 Total:</b>	<b>553.55</b>		
08/27/2024	17685	FERNANDEZ, MICHELLE D	24.86	211 E 61 6411 00 999 4 30 0 00	TRAVEL REIMBURSEMENT 8-5-24 TO 8-26-24
		<b>Check Number 17685 Total:</b>	<b>24.86</b>		
08/27/2024	17686	FLORAL GARDENS, INC.	75.00	199 E 41 6499 00 750 0 99 0 00	ARRANGEMENT
		<b>Check Number 17686 Total:</b>	<b>75.00</b>		
08/27/2024	17687	GARZA, GRISELDA	58.56	199 E 34 6411 00 999 0 99 0 00	AUG 2024 INDISTRICT
		<b>Check Number 17687 Total:</b>	<b>58.56</b>		
08/27/2024	17688	GENE'S WRECKER SERVICE	65.00	199 E 34 6249 00 999 0 99 0 00	TIRE REPAIR
		<b>Check Number 17688 Total:</b>	<b>65.00</b>		
08/27/2024	17689	GMC CATERING	453.69	199 E 36 6412 94 001 0 91 0 00	FOOTBALL MEAL
		<b>Check Number 17689 Total:</b>	<b>453.69</b>		
08/27/2024	17690	GRAINGER	1,033.15	199 E 51 6316 00 999 0 99 0 00	GEN MAINT
		<b>Check Number 17690 Total:</b>	<b>1,033.15</b>		

# YTD Check Register

Date Range: 08/01/2024 to 08/31/2024

EL CAMPO ISD

**GENERAL OPERATING ACCOUNT - 02183080**

Check Date	Chk Nbr	Vendor Name	Amount	Account Number	Description
08/27/2024	17691	H.E. BUTT GROCERY	1,415.26	199 E 11 6399 78 001 0 22 0 00	CULINARY/HOME ECONOMICS - FRESH PRODUCE & CLEANING SUPPLIES L POENITZSCH
		<b>Check Number 17691 Total:</b>	<b>1,415.26</b>		
08/27/2024	17692	HARTON, JACOB	203.75	437 E 31 6411 00 751 0 23 0 00	AUG 2024 INDISTRICT TRAV
		<b>Check Number 17692 Total:</b>	<b>203.75</b>		
08/27/2024	17693	HELLAS CONSTRUCTION, INC.	2,650.00	199 E 51 6247 00 999 0 99 0 00	EC CS AND GMAX-ECHS
		<b>Check Number 17693 Total:</b>	<b>2,650.00</b>		
08/27/2024	17694	HOLTON, KRISTIN	755.09	459 E 11 6411 00 751 0 23 0 00	AUG 2024 INDISTRICT TRAV
		<b>Check Number 17694 Total:</b>	<b>755.09</b>		
08/27/2024	17695	J&J BARKER SERVICES, LLC	2,974.50	199 E 51 6247 00 999 0 99 0 00	MIDDLE SCHOOL & MYATT MOWING
		<b>Check Number 17695 Total:</b>	<b>2,974.50</b>		
08/27/2024	17696	LINDAS SAND GRAVEL, LLC	2,350.00	199 E 51 6317 00 999 0 99 0 00	LIMESTONE-BUS BARN
		<b>Check Number 17696 Total:</b>	<b>2,350.00</b>		
08/27/2024	17697	MAJOR, LAURA ANN	600.00	437 E 11 6216 03 751 0 23 0 00	SPEECH SERVICES
08/27/2024	17697	MAJOR, LAURA ANN	700.00	313 E 11 6219 01 751 4 23 0 00	SPEECH SERVICES FOR SPS
		<b>Check Number 17697 Total:</b>	<b>1,300.00</b>		
08/27/2024	17698	MARTIN ELECTRIC CO.	331.63	199 E 51 6299 00 999 0 99 0 00	INV\$#189803 HUTCHINS
		<b>Check Number 17698 Total:</b>	<b>331.63</b>		
08/27/2024	17699	MID AMERICAN ENERGY SERVICES, LLC	13,706.32	199 E 51 6257 00 999 0 99 0 00	2023-24 ELECTRICAL USAGE-DISTRICTWIDE
		<b>Check Number 17699 Total:</b>	<b>13,706.32</b>		
08/27/2024	17700	MID-AMERICAN RESEARCH CHEMICAL	101.60	199 E 34 6399 01 999 0 99 0 00	SHOP SUPPLIES
		<b>Check Number 17700 Total:</b>	<b>101.60</b>		
08/27/2024	17701	MONDANE, DEBBIE	414.06	386 E 11 6411 00 999 0 23 0 00	AUG 2024 INDISTRICT TRAV
		<b>Check Number 17701 Total:</b>	<b>414.06</b>		
08/27/2024	17702	OCANAS, LAURA	24.92	199 E 23 6411 00 107 0 99 0 00	INDISTRICT TRAVEL
		<b>Check Number 17702 Total:</b>	<b>24.92</b>		
08/27/2024	17703	OLDAG, DONALD	198.99	199 E 12 6411 00 999 0 11 T EC	AUG 2024 INDISTRICT TRAV
		<b>Check Number 17703 Total:</b>	<b>198.99</b>		
08/27/2024	17704	QUILL LLC	55.78	199 E 51 6399 00 999 0 99 0 00	GEN MAINT
08/27/2024	17704	QUILL LLC	14.93	199 E 51 6399 00 999 0 99 0 00	GEN MAINT
08/27/2024	17704	QUILL LLC	35.99	199 E 51 6399 00 999 0 99 0 00	GEN MAINT
08/27/2024	17704	QUILL LLC	86.39	199 E 51 6399 00 999 0 99 0 00	GEN MAINT
08/27/2024	17704	QUILL LLC	21.22	199 E 51 6399 00 999 0 99 0 00	GEN MAINT
08/27/2024	17704	QUILL LLC	65.18	199 E 51 6399 00 999 0 99 0 00	GEN MAINT
08/27/2024	17704	QUILL LLC	80.98	199 E 51 6315 00 999 0 99 0 00	GEN MAINT
08/27/2024	17704	QUILL LLC	40.49	199 E 51 6315 00 999 0 99 0 00	GEN MAINT
08/27/2024	17704	QUILL LLC	34.18	199 E 51 6315 00 999 0 99 0 00	GEN MAINT
08/27/2024	17704	QUILL LLC	52.18	199 E 51 6315 00 999 0 99 0 00	GEN MAINT
08/27/2024	17704	QUILL LLC	107.97	199 E 51 6315 00 999 0 99 0 00	GEN MAINT
08/27/2024	17704	QUILL LLC	215.94	199 E 51 6315 00 999 0 99 0 00	GEN MAINT
08/27/2024	17704	QUILL LLC	167.38	199 E 51 6315 00 999 0 99 0 00	GEN MAINT
		<b>Check Number 17704 Total:</b>	<b>978.61</b>		
08/27/2024	17705	REGION 4 EDUC. SERVICE CENTER	60.00	199 E 34 6239 00 999 0 99 0 00	BUS DRIVER RECERTIFICATION

# YTD Check Register

Date Range: 08/01/2024 to 08/31/2024

EL CAMPO ISD

**GENERAL OPERATING ACCOUNT - 02183080**

Check Date	Chk Nbr	Vendor Name	Amount	Account Number	Description
08/27/2024	17705	REGION 4 EDUC. SERVICE CENTER	60.00	199 E 34 6239 00 999 0 99 0 00	BUS DRIVER RECERTIFICATION
		<b>Check Number 17705 Total:</b>	<b>120.00</b>		
08/27/2024	17706	REXEL USA, INC.	1,247.00	199 E 51 6316 00 999 0 99 0 00	ELECTRIC SUPPLIES
		<b>Check Number 17706 Total:</b>	<b>1,247.00</b>		
08/27/2024	17707	RICE FARMERS CO-OP, INC.	165.99	199 E 51 6317 00 999 0 99 0 00	GROUNDS
		<b>Check Number 17707 Total:</b>	<b>165.99</b>		
08/27/2024	17708	RIOUX HARDWARE	39.28	199 E 51 6316 00 999 0 99 0 00	GEN MAINT
		<b>Check Number 17708 Total:</b>	<b>39.28</b>		
08/27/2024	17709	RUSH TRUCK CENTERS	53.90	199 E 34 6399 00 999 0 99 0 00	PARTS
08/27/2024	17709	RUSH TRUCK CENTERS	269.60	199 E 34 6399 00 999 0 99 0 00	PARTS
08/27/2024	17709	RUSH TRUCK CENTERS	2,780.00	199 E 34 6399 00 999 0 99 0 00	BUS PARTS
		<b>Check Number 17709 Total:</b>	<b>3,103.50</b>		
08/27/2024	17710	SALINAS, ARNULFO	195.64	199 E 51 6411 00 999 0 99 W 00	AUG 2024 INDISTRICT TRAV
		<b>Check Number 17710 Total:</b>	<b>195.64</b>		
08/27/2024	17711	SCHMIDT IMPLEMENT, INC.	83.97	199 E 51 6247 00 999 0 99 0 00	GROUNDS
08/27/2024	17711	SCHMIDT IMPLEMENT, INC.	113.97	199 E 51 6247 00 999 0 99 0 00	GROUNDS
08/27/2024	17711	SCHMIDT IMPLEMENT, INC.	91.98	199 E 51 6247 00 999 0 99 0 00	GROUNDS
08/27/2024	17711	SCHMIDT IMPLEMENT, INC.	14.99	199 E 51 6247 00 999 0 99 0 00	GROUNDS
08/27/2024	17711	SCHMIDT IMPLEMENT, INC.	20.99	199 E 51 6247 00 999 0 99 0 00	GROUNDS
08/27/2024	17711	SCHMIDT IMPLEMENT, INC.	30.99	199 E 51 6247 00 999 0 99 0 00	GROUNDS
08/27/2024	17711	SCHMIDT IMPLEMENT, INC.	0.99	199 E 51 6247 00 999 0 99 0 00	GROUNDS
		<b>Check Number 17711 Total:</b>	<b>357.88</b>		
08/27/2024	17712	SERVICE SUPPLY OF VICTORIA, INC.	400.90	199 E 51 6316 00 999 0 99 0 00	PLUMBING
08/27/2024	17712	SERVICE SUPPLY OF VICTORIA, INC.	7,685.00	199 E 51 6316 00 999 0 99 0 00	H/S AVS WATER HEATER
08/27/2024	17712	SERVICE SUPPLY OF VICTORIA, INC.	28,915.00	199 E 51 6316 00 999 0 99 0 00	MIDDLE BOILER QT#2313119
		<b>Check Number 17712 Total:</b>	<b>37,000.90</b>		
08/27/2024	17713	SOUTHERN FLORAL COMPANY	418.06	199 E 11 6399 05 001 0 22 0 00	FLORAL DESIGN INSTRUCTIONAL ITEMS - #1 CTE INTEGRATION - A ZAHN
08/27/2024	17713	SOUTHERN FLORAL COMPANY	238.98	199 E 11 6399 10 001 0 22 0 00	FLORAL DESIGN INSTRUCTIONAL ITEMS - #1 CTE INTEGRATION - A ZAHN
		<b>Check Number 17713 Total:</b>	<b>657.04</b>		
08/27/2024	17714	SPIESS, BRYNNA	169.51	437 E 11 6411 00 751 0 23 0 00	AUG 2024 INDISTRICT TRAV
		<b>Check Number 17714 Total:</b>	<b>169.51</b>		
08/27/2024	17715	SUTHERLANDS	301.46	240 E 35 6249 00 999 0 99 0 00	KITCHEN PARTS
		<b>Check Number 17715 Total:</b>	<b>301.46</b>		
08/27/2024	17716	TELECOMMUNICATIONS MANAGEMENT	82.96	199 E 51 6259 00 999 0 99 W 00	2023/24 MAINT DEPT INTERNET SERVICE
		<b>Check Number 17716 Total:</b>	<b>82.96</b>		
08/27/2024	17717	TEXAS DEPT OF LICENSING AND REGULAT	80.00	199 E 51 6299 00 999 0 99 0 00	H/S ELEVATORS CERTIFICATE
		<b>Check Number 17717 Total:</b>	<b>80.00</b>		
08/27/2024	17718	TRACTOR SUPPLY COMPANY	283.95	199 E 51 6317 00 999 0 99 0 00	GROUNDS SUPPLIES
08/27/2024	17718	TRACTOR SUPPLY COMPANY	202.89	199 E 51 6317 00 999 0 99 0 00	GROUNDS SUPPLIES
08/27/2024	17718	TRACTOR SUPPLY COMPANY	185.92	199 E 51 6316 00 999 0 99 0 00	GEN MAINT SUPPLIES
		<b>Check Number 17718 Total:</b>	<b>672.76</b>		

# YTD Check Register

Date Range: 08/01/2024 to 08/31/2024

EL CAMPO ISD

**GENERAL OPERATING ACCOUNT - 02183080**

Check Date	Chk Nbr	Vendor Name	Amount	Account Number	Description
08/27/2024	17719	UNIFIRST CORPORATION	80.00	199 E 51 6315 00 999 0 99 0 00	JANITORIAL SUPPLIES
		<b>Check Number 17719 Total:</b>	<b>80.00</b>		
08/27/2024	17720	VCS SECURITY SYSTEMS	40.00	429 E 51 6299 03 999 3 99 0 00	AUGUST ALARM MONITORING MYATT PO#2012400114
08/27/2024	17720	VCS SECURITY SYSTEMS	40.00	429 E 51 6299 03 999 3 99 0 00	AUGUST ALARM MONITORING HUTCHINS PO#2012400114
08/27/2024	17720	VCS SECURITY SYSTEMS	40.00	429 E 51 6299 03 999 3 99 0 00	AUGUST ALARM MONITORING NS PO#2012400114
08/27/2024	17720	VCS SECURITY SYSTEMS	40.00	429 E 51 6299 03 999 3 99 0 00	AUGUST ALARM MONITORING HS PO#2012400114
08/27/2024	17720	VCS SECURITY SYSTEMS	40.00	429 E 51 6299 03 999 3 99 0 00	AUGUST ALARM MONITORING MS PO#2012400114
08/27/2024	17720	VCS SECURITY SYSTEMS	40.00	429 E 51 6299 03 999 3 99 0 00	AUGUST ALARM MONITORING MLRC PO#2012400114
		<b>Check Number 17720 Total:</b>	<b>240.00</b>		
08/27/2024	17721	WALLIS, ANDREA DAWN	4,880.00	437 E 11 6216 00 751 0 23 0 00	OCCUPATIONAL THERAPY
08/27/2024	17721	WALLIS, ANDREA DAWN	280.00	313 E 11 6219 01 751 4 23 0 00	OCCUPATIONAL THERAPY FOR SPS
		<b>Check Number 17721 Total:</b>	<b>5,160.00</b>		
08/27/2024	17722	YOUNG, ALLYSSA	241.27	437 E 11 6411 00 751 0 23 0 00	AUG 2024 INDISTRICT TRAV
		<b>Check Number 17722 Total:</b>	<b>241.27</b>		
08/27/2024	17723	EL CAMPO REFRIGERATION &	4,490.00	199 E 41 6397 00 750 0 99 0 00	ICE MACHINE
		<b>Check Number 17723 Total:</b>	<b>4,490.00</b>		
08/27/2024	17724	HODGES WELDING SUPPLY, INC.	379.23	199 E 51 6319 00 999 0 99 0 00	MAINT EXP
		<b>Check Number 17724 Total:</b>	<b>379.23</b>		
08/27/2024	17725	KYRISH TRUCK CENTERS OF VICTORIA	72.20	199 E 34 6399 00 999 0 99 0 00	BUS PARTS
		<b>Check Number 17725 Total:</b>	<b>72.20</b>		
08/27/2024	17726	NEW DISTRIBUTING	8,184.17	199 E 34 6311 00 999 0 99 0 00	FUEL
		<b>Check Number 17726 Total:</b>	<b>8,184.17</b>		
08/27/2024	17727	SEON DESIGN USA CORP.	8,487.00	199 E 34 6397 01 999 0 99 0 00	BUS CAMERAS
		<b>Check Number 17727 Total:</b>	<b>8,487.00</b>		
08/27/2024	17728	SHERWIN WILLIAMS	329.09	199 E 51 6316 00 999 0 99 0 00	MAINT EXP
		<b>Check Number 17728 Total:</b>	<b>329.09</b>		
08/27/2024	17729	SOUTHWEST REFRIGERATION	656.07	199 E 51 6249 00 999 0 99 0 00	HVAC
		<b>Check Number 17729 Total:</b>	<b>656.07</b>		
08/27/2024	17730	SUTHERLANDS	13.22	199 E 51 6319 00 999 0 99 0 00	GEN MAINT
08/27/2024	17730	SUTHERLANDS	72.56	199 E 51 6319 00 999 0 99 0 00	GEN MAINT
		<b>Check Number 17730 Total:</b>	<b>85.78</b>		
08/27/2024	17731	TRACTOR SUPPLY COMPANY	322.84	199 E 51 6316 00 999 0 99 0 00	MAINT EXP
08/27/2024	17731	TRACTOR SUPPLY COMPANY	599.99	199 E 51 6397 00 999 0 99 0 00	MAINT EXP
		<b>Check Number 17731 Total:</b>	<b>922.83</b>		
08/27/2024	17732	VCS SECURITY SYSTEMS	90.00	199 E 51 6299 00 999 0 99 0 00	FIRE ALARM
		<b>Check Number 17732 Total:</b>	<b>90.00</b>		
08/28/2024	17733	WALMART COMMUNITY	100.00	199 E 51 6319 00 999 0 99 0 00	MAINT EXP
		<b>Check Number 17733 Total:</b>	<b>100.00</b>		
		<b>August Total:</b>	<b>992,797.96</b>		
		<b>GENERAL OPERATING ACCOUNT TOTAL:</b>	<b>992,797.96</b>		



# ***ECISD QUARTERLY INVESTMENT REPORT***

For Quarter Ending  
August 31, 2024

Submitted Sept. 25, 2024  
ECISD Board Meeting

Prepared by Demetric Wells  
Assistant Superintendent for Finance

**El Campo Independent School District  
Quarterly Report of Investment Activity  
Quarter Ending August 31, 2024**

**Introduction**

House Bill 2459, which was passed during the 1995 legislative session, amended a section of the Education Code dealing with investments. Code Section 2256.023 as amended requires that the Investment Officer of the District prepare a report of investment activity and position on a quarterly basis. The report that follows covers the period June 1, 2024 to August 31, 2024.

**Investment Strategy for all Funds**

The goal of the investment program is to maximize financial returns within current market conditions in accordance with Board Policy CDA (LEGAL) and CDA (LOCAL). All legal, authorized investments shall have sufficient liquidity to meet anticipated cash flow requirements, projected on a weekly, monthly, and annual basis. Investments should not exceed one (1) year in final, stated maturity. Only investments authorized by Board Policy CDA (LEGAL) and CDA (LOCAL) will be purchased. Investments should be purchased with the intent of holding until maturity.

**Investment Activity for the Quarter Ending August 31, 2024**

Interest earned at TexPOOL for the quarter totaled:	\$58,672.93
Interest earned at TexSTAR for the quarter totaled:	\$54,837.03
Interest from checking accounts at Prosperity Bank totaled:	<u>\$ 9,621.47</u>
<b>Total Interest Earned for the Quarter:</b>	<b>\$123,131.43</b>

**Diversification of Funds**

As a part of the investment policy adopted by the Board, a written investment strategy is required which must describe the investment objective for each fund. One of the priorities listed in Board policy concerns diversification of the investment portfolio. As of August 31, 2024, the District's portfolio held \$1,755,192.78 or 15.96% of available funds with Prosperity Bank, \$6,800,479.42 or 61.85% with TexPOOL, and \$2,439,022.45 or 22.18% with TexSTAR. The portfolio balance was \$10,994,694.65.

**Collateral**

In order to protect the District from risk of loss related to uninsured cash balances, the District's depository bank pledges collateral to the District in the form of government securities. On August 31, 2024, securities pledged by the Prosperity State Bank to El Campo ISD had an estimated market value of \$8,069,417.25. With FDIC insurance the District has adequate collateral.


**Investment Position at August 31, 2024**


The attached report details the ending cash and investment balances for each of the past three months. Interest earned is posted to the General Ledger on a monthly basis.

**Investment Officers' Certification**

I hereby certify that the following information to the best of my knowledge is a true and accurate description of the investment portfolio of the El Campo Independent School District for the period ending August 31, 2024. All investments are in compliance with the Public Funds Investment Act (HB2459) and local investment policies.

Respectfully Submitted,

  
\_\_\_\_\_  
Joyce Supak  
Investment Officer  
El Campo Independent School District

  
\_\_\_\_\_  
Demetric Wells  
Assistant Superintendent for Finance  
El Campo Independent School District

**EL CAMPO INDEPENDENT SCHOOL DISTRICT  
 QUARTERLY CASH & INVESTMENT REPORT  
 June 1, 2024 to August 31, 2024**

**Prosperity Bank**

<b>Account Balances - Month End</b>	<b>June 24</b>	<b>July 24</b>	<b>Aug 24</b>
Money Market Account	\$276,478.14	\$552,187.12	\$452,459.57
Capital Project Account	\$0.00	\$0.00	\$0.00
General Fund	\$1,316,668.83	\$1,168,603.77	\$1,020,612.78
General Fund - Investment Account	\$3,913.68	\$3,917.82	\$1,920.88
Payroll	\$410,415.27	\$290,744.79	\$278,935.56
Interest & Sinking	\$59,758.60	\$87,674.19	\$1,263.99
<b>Total</b>	<b>\$2,067,234.52</b>	<b>\$2,103,127.69</b>	<b>\$1,755,192.78</b>

**Prosperity Bank**

<b>Interest Earned</b>	<b>June 24</b>	<b>July 24</b>	<b>Aug 24</b>
Money Market Account	\$2,294.63	\$708.98	\$1,163.23
Capital Project Account	\$0.00	\$0.00	\$0.00
General Fund	\$1,286.15	\$1,467.69	\$1,234.67
General Fund - Investment Account	\$4.01	\$4.14	\$3.06
Payroll	\$416.86	\$425.37	\$329.25
Interest & Sinking	\$56.23	\$83.23	\$143.97
<b>Total</b>	<b>\$4,057.88</b>	<b>\$2,689.41</b>	<b>\$2,874.18</b>

**Investment Pools**

<b>Account Balances - Month End</b>	<b>June 24</b>	<b>July 24</b>	<b>Aug 24</b>
TexPool General Fund Investment Account	\$4,119,310.74	\$5,739,315.35	\$6,764,111.06
TexPool Family Crisis Fund	\$36,042.70	\$36,205.47	\$36,368.36
TexSTAR General	\$3,556,805.16	\$2,368,600.22	\$2,379,249.87
TexSTAR Debt Service	\$1,602,805.05	\$1,610,037.73	\$59,772.58
<b>Total</b>	<b>\$9,314,963.65</b>	<b>\$9,754,158.77</b>	<b>\$9,239,501.87</b>

**Investment Pools**

<b>Interest Earned</b>	<b>June 24</b>	<b>July 24</b>	<b>Aug 24</b>
TexPool General Fund Investment Account	\$13,390.24	\$20,004.61	\$24,795.71
TexPool Family Crisis Fund	\$156.71	\$162.77	\$162.89
TexSTAR General	\$15,458.65	\$11,795.06	\$10,649.65
TexSTAR Debt Service	\$6,966.14	\$7,232.68	\$2,734.85
<b>Total</b>	<b>\$35,971.74</b>	<b>\$39,195.12</b>	<b>\$38,343.10</b>

**Average Monthly Rates**

<b>Average Monthly Rate:</b>	<b>Prosperity All Accounts</b>	<b>TexPool</b>	<b>TexStar</b>
	<b>Jun-24</b>	1.25% - 3.30%	5.3120
<b>Jul-24</b>	1.25% - 3.30%	5.3173	5.3131
<b>Aug-24</b>	1.25% - 3.30%	5.2977	5.2939

**TexSTAR**  
**MONTHLY NEWSLETTER**  
**AUGUST**  
**2024**



**PERFORMANCE**

**As of August 31, 2024**

Current Invested Balance	\$ 10,960,587,143.65
Weighted Average Maturity (1)	29 Days
Weighted Average Life (2)	65 Days
Net Asset Value	1.000150
Total Number of Participants	1048
Management Fee on Invested Balance	0.06%*
Interest Distributed	\$ 51,237,508.47
Management Fee Collected	\$ 572,671.72
% of Portfolio Invested Beyond 1 Year	5.08%
Standard & Poor's Current Rating	AAAm

**August Averages**

Average Invested Balance	\$ 11,268,338,188.51
Average Monthly Yield, on a simple basis	5.2939%
Average Weighted Maturity (1)	31 Days
Average Weighted Life (2)	61 Days

**Definition of Weighted Average Maturity (1) & (2)**

(1) This weighted average maturity calculation uses the SEC Rule 2a-7 definition for stated maturity for any floating rate instrument held in the portfolio to determine the weighted average maturity for the pool. This Rule specifies that a variable rate instruction to be paid in 397 calendar days or less shall be deemed to have a maturity equal to the period remaining until the next readjustment of the interest rate.  
 (2) This weighted average maturity calculation uses the final maturity of any floating rate instruments held in the portfolio to calculate the weighted average maturity for the pool.

The maximum management fee authorized for the TexSTAR Cash Reserve Fund is 12 basis points. This fee may be waived in full or in part in the discretion of the TexSTAR co-administrators at any time as provided for in the TexSTAR Information Statement.

Rates reflect historical information and are not an indication of future performance.

**NEW PARTICIPANTS**

We would like to welcome the following entities who joined the TexSTAR program in August:

- \* Gladewater Economic Development Corporation
- \* Galveston County Municipal Utility District No. 73
- \* Harris - Waller Counties Municipal Utility District No. 12
- \* City of Nacogdoches
- \* Navarro College

**HOLIDAY REMINDER**

In observance of **Columbus Day, TexSTAR will be closed on Monday, October 14, 2024.** All ACH transactions initiated on Friday, October 11th will settle on Tuesday, October 15th. Standard transaction deadlines will be observed on Friday, October 11th. Please plan accordingly for your liquidity needs.

**ECONOMIC COMMENTARY**

**Market review**

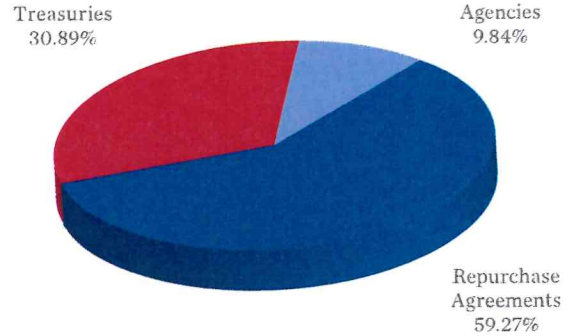
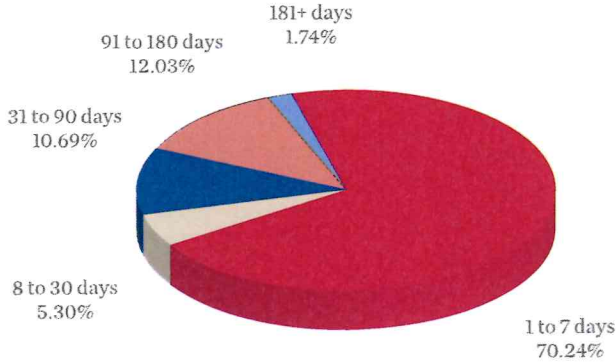
August has a reputation for a relatively quiet market environment, but this year was an exception. The first few weeks of the month provided a stark reminder of how sensitive markets can be to subtle changes in the macroeconomic outlook. A slight weakening in the labor market pushed the unemployment rate onto a path that has historically signaled impending recessions. In response, from July 31st to August 5th, Treasury yields plummeted, the VIX index—a key measure of stock market volatility—more than doubled, and stock prices took a significant hit. Although, volatility has since eased, data in August continued to strengthen the argument for the Federal Reserve (Fed) to cut rates in an effort to achieve a soft landing. The July Jobs report highlighted the ongoing cooling trend in the labor market, with job gains growing only 114,000. For the fourth consecutive month, the unemployment rate increased, this time by 0.2% to 4.3%, triggering the Sahm Rule (an empirical observation that predicts recession when the three-month moving average of the unemployment rate exceeds its lowest level over the prior 12 months by 0.5% or more), suggesting a labor market that is cooling faster than comfortable. However, while this has been a reliable recession indicator in the past, the current rise in unemployment was primarily due to an increase in labor supply rather than layoffs.

Additionally, recent benchmark revisions to nonfarm payrolls revealed that job growth in the 12 months leading up to March 2024 was less robust than initially estimated. Nonfarm payrolls were revised down by 818,000, translating to a monthly downward adjustment of approximately 68,000. The Job Openings and Labor Turnover Survey (JOLTS) also showed a decline in job openings in July from 7.9 million to 7.7 million, indicating a softening in labor demand. The ratio of job openings to unemployment fell from 1.16 to 1.07, dropping below to pre-COVID levels.

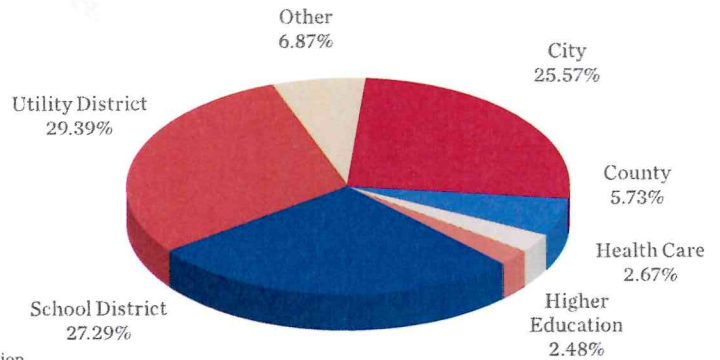
*(continued page 4)*

## INFORMATION AT A GLANCE

### PORTFOLIO BY TYPE OF INVESTMENT AS OF AUGUST 31, 2024



### DISTRIBUTION OF PARTICIPANTS BY TYPE AS OF AUGUST 31, 2024



(1) Portfolio by Maturity is calculated using WAM (1) definition for stated maturity. See page 1 for definition

## HISTORICAL PROGRAM INFORMATION

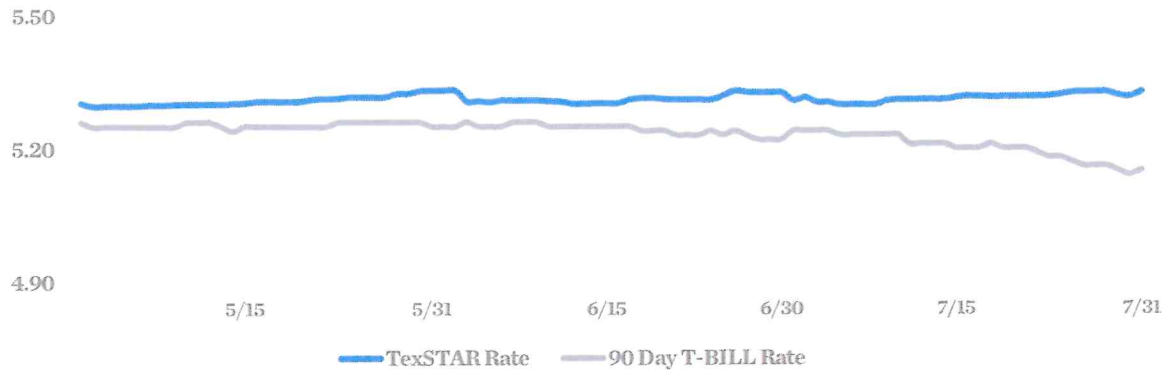
MONTH	AVERAGE RATE	BOOK VALUE	MARKET VALUE	NET ASSET VALUE	WAM (1)	WAL (2)	NUMBER OF PARTICIPANTS
Aug 24	5.2939%	\$10,960,587,143.65	\$10,963,170,866.05	1.000150	31	61	1048
Jul 24	5.3131%	11,614,008,231.39	11,614,697,399.72	1.000059	33	64	1043
Jun 24	5.3126%	10,696,510,063.51	10,695,858,054.79	0.999939	36	66	1040
May 24	5.3078%	10,946,135,253.27	10,946,064,280.53	0.999895	37	67	1037
Apr 24	5.3057%	11,388,285,240.44	11,386,977,182.36	0.999885	35	65	1031
Mar 24	5.2986%	11,373,415,394.49	11,372,687,872.41	0.999936	36	68	1025
Feb 24	5.3035%	11,928,691,803.89	11,927,911,436.19	0.999934	36	69	1024
Jan 24	5.3200%	11,483,316,119.03	11,483,741,551.85	1.000037	42	77	1024
Dec 23	5.3378%	10,557,076,424.02	10,557,101,303.24	0.999972	44	85	1037
Nov 23	5.3307%	10,148,883,026.83	10,148,191,305.12	0.999931	33	74	1034
Oct 23	5.3231%	10,017,668,653.01	10,016,121,800.83	0.999845	29	69	1031
Sep 23	5.3105%	9,992,445,950.80	9,990,730,955.61	0.999816	29	56	1028

## PORTFOLIO ASSET SUMMARY AS OF AUGUST 31, 2024

	BOOK VALUE	MARKET VALUE
Uninvested Balance	\$ 624.14	\$ 624.14
Accrual of Interest Income	9,378,491.11	9,378,491.11
Interest and Management Fees Payable	(51,221,473.27)	(51,221,473.27)
Payable for Investment Purchased	0.00	0.00
Repurchase Agreement	6,520,570,999.95	6,520,570,999.95
Government Securities	4,481,858,501.72	4,484,442,224.12
<b>TOTAL</b>	<b>\$ 10,960,587,143.65</b>	<b>\$ 10,963,170,866.05</b>

Market value of collateral supporting the Repurchase Agreements is at least 102% of the Book Value. The portfolio is managed by J.P. Morgan Chase & Co. and the assets are safekept in a separate custodial account at the Federal Reserve Bank in the name of TexSTAR. The only source of payment to the Participants are the assets of TexSTAR. There is no secondary source of payment for the pool such as insurance or guarantee. Should you require a copy of the portfolio, please contact TexSTAR Participant Services.

## TEXSTAR VERSUS 90-DAY TREASURY BILL



This material is for information purposes only. This information does not represent an offer to buy or sell a security. The above rate information is obtained from sources that are believed to be reliable; however, its accuracy or completeness may be subject to change. The TexSTAR management fee may be waived in full or in part at the discretion of the TexSTAR co-administrators and the TexSTAR rate for the period shown reflects waiver of fees. This table represents historical investment performance, return to the customer, net of fees, and is not an indication of future performance. An investment in the security is not insured or guaranteed by the Federal Deposit Insurance Corporation or any other government agency. Although the issuer seeks to preserve the value of an investment of \$1.00 per share, it is possible to lose money by investing in the security. Information about these and other program details are in the fund's Information Statement which should be read carefully before investing. The yield on the 90-Day Treasury Bill ("T-Bill Yield") is shown for comparative purposes only. When comparing the investment returns of the TexSTAR pool to the T-Bill Yield, you should know that the TexSTAR pool consists of allocations of specific diversified securities as detailed in the respective Information Statements. The T-Bill Yield is taken from Bloomberg Finance L.P. and represents the daily closing yield on the then current 90-Day T-Bill. The TexSTAR yield is calculated in accordance with regulations governing the registration of open-end management investment companies under the Investment Company Act of 1940 as promulgated from time to time by the federal Securities and Exchange Commission.

### DAILY SUMMARY FOR AUGUST 2024

DATE	MNY MKT FUND EQUIV. [SEC Std.]	DAILY ALLOCATION FACTOR	INVESTED BALANCE	MARKET VALUE PER SHARE	WAM DAYS (1)	WAL DAYS (2)
8/1/2024	5.3039%	0.000145311	\$11,675,336,269.42	1.000105	33	62
8/2/2024	5.2982%	0.000145156	\$11,652,947,836.76	1.000212	32	61
8/3/2024	5.2982%	0.000145156	\$11,652,947,836.76	1.000212	32	61
8/4/2024	5.2982%	0.000145156	\$11,652,947,836.76	1.000212	32	61
8/5/2024	5.2900%	0.000144932	\$11,656,993,626.30	1.000194	31	60
8/6/2024	5.2870%	0.000144848	\$11,372,782,217.43	1.000151	32	61
8/7/2024	5.2890%	0.000144903	\$11,492,767,503.66	1.000148	32	61
8/8/2024	5.2952%	0.000145073	\$11,371,794,661.58	1.000148	32	61
8/9/2024	5.2965%	0.000145110	\$11,439,355,622.92	1.000124	31	59
8/10/2024	5.2965%	0.000145110	\$11,439,355,622.92	1.000124	31	59
8/11/2024	5.2965%	0.000145110	\$11,439,355,622.92	1.000124	31	59
8/12/2024	5.2977%	0.000145142	\$11,402,524,667.30	1.000142	30	59
8/13/2024	5.3037%	0.000145306	\$11,317,521,885.57	1.000167	31	59
8/14/2024	5.2926%	0.000145004	\$11,154,709,810.32	1.000154	32	61
8/15/2024	5.2994%	0.000145189	\$11,420,195,459.97	1.000113	32	60
8/16/2024	5.2913%	0.000144968	\$11,114,576,371.70	1.000116	32	61
8/17/2024	5.2913%	0.000144968	\$11,114,576,371.70	1.000116	32	61
8/18/2024	5.2913%	0.000144968	\$11,114,576,371.70	1.000116	32	61
8/19/2024	5.2874%	0.000144861	\$11,042,244,013.06	1.000145	32	61
8/20/2024	5.2877%	0.000144869	\$11,154,465,045.15	1.000165	32	61
8/21/2024	5.2841%	0.000144770	\$11,134,735,756.91	1.000198	32	61
8/22/2024	5.2813%	0.000144692	\$11,009,583,578.99	1.000164	32	62
8/23/2024	5.2898%	0.000144925	\$11,100,289,377.03	1.000169	31	60
8/24/2024	5.2898%	0.000144925	\$11,100,289,377.03	1.000169	31	60
8/25/2024	5.2898%	0.000144925	\$11,100,289,377.03	1.000169	31	60
8/26/2024	5.2935%	0.000145027	\$11,052,519,121.39	1.000164	30	60
8/27/2024	5.3021%	0.000145262	\$11,006,122,576.96	1.000189	30	60
8/28/2024	5.3028%	0.000145281	\$11,137,867,928.52	1.000187	30	65
8/29/2024	5.2970%	0.000145122	\$11,073,637,808.79	1.000178	29	65
8/30/2024	5.2945%	0.000145055	\$10,960,587,143.65	1.000150	29	65
8/31/2024	5.2945%	0.000145055	\$10,960,587,143.65	1.000150	29	65
<b>Average</b>	<b>5.2939%</b>	<b>0.000145038</b>	<b>\$11,268,338,188.51</b>		<b>31</b>	<b>61</b>



### *ECONOMIC COMMENTARY (cont.)*

Meanwhile, the July CPI report provided more evidence that inflation is on a sustainable path lower. Headline inflation rose 0.2% month-over-month (m/m) and 2.9% year-over-year (y/y), its slowest pace since March 2021, while core inflation rose 0.2% m/m and 3.2% y/y. Both measures were roughly in line with expectations. In the details, core goods prices fell 0.3% due to lower apparel and vehicle prices, marking the category's fifth straight monthly decline. Shelter inflation remained elevated, although the 0.4% m/m rise in owners' equivalent rent was its second slowest increase since late 2021. Headline and core PCE inflation came in as expected, rising 2.5% and 2.6% y/y, respectively. While some of the services components looked more mixed, the lack of troubling details in this report keeps the Fed on track to begin cutting rates. At the same time, the economy continued to grow at a healthy pace. Second-quarter GDP growth was revised up to a 3.0% seasonally adjusted annualized rate, bringing the average GDP growth from the first half of the year to a solid 2.2%, in line with trend growth. Consumer spending rose by an upward revised 2.9% due to a bounce back in spending on goods. Consumers remained resilient in July as retail sales came in much stronger than expected, showing a 1% headline increase for the month.

The July Federal Open Market Committee (FOMC) meeting minutes reflected increased confidence in inflation while noting increasing downside risks in the labor market, resulting in stronger consideration for potential rate cuts. At the annual Economic Policy Symposium in Jackson Hole, Wyoming, Fed Chairman Powell's remarks reaffirmed the dovish tone and signaled that a rate cut is imminent, stating, "The time has come for policy to adjust." However, he did not specify how large the cut would be, indicating that the timing and size would depend on incoming data, the evolving economic outlook, and the balance of risks. Expressing growing confidence that inflation is on a sustainable path back to 2%, he highlighted the Fed's focus on labor market conditions, noting that while the current state of the labor market is not worrisome, the Fed does not welcome further cooling. The softer than expected inflation and labor market data, coupled with the Fed suggesting imminent rate cuts, caused Treasury yields to drop across the curve. Three- and six-month Treasury bill yields fell by 17 basis points (bps) and 23 bps to 5.12% and 4.86%, respectively. Longer-term Treasury yields fell even further, with one- and two-year Treasury yields declining 34 bps to 4.41% and 3.92%, respectively.

### **Outlook**

It has become clear that inflation is no longer the primary risk on the Fed's radar. July core PCE inflation has remained low, with the annualized 3-month run rate now below target at 1.72%, which supports the Fed's focus on the labor market and allows it to respond confidently to any further weakening. Despite strong income and spending data, there is no immediate pressure for the Fed to make larger rate cuts.

"The time has come" was a memorable phrase from Chair Powell's speech at the Jackson Hole Symposium. Federal Reserve rate cuts are imminent, with the discussion now shifting to how quickly rates will come down. In our view, the Fed will likely cut three times this year, to maintain a balanced economy, with 25-basis point rate cuts at the September, November and December meetings. The market is anticipating a 45% probability of a 50-basis point rate cut in September. The size of the first cut will likely depend on the August payroll report due out soon.

This information is an excerpt from an economic report dated August 2024 provided to TexSTAR by JP Morgan Asset Management, Inc., the investment manager of the TexSTAR pool.



## TEXSTAR BOARD MEMBERS

Monte Mercer	North Central TX Council of Government	Governing Board President
David Pate	Richardson ISD	Governing Board Vice President
David Medanich	Hilltop Securities	Governing Board Secretary
Andrew Linton	J.P. Morgan Asset Management	Governing Board Asst. Sec./Treas
Brett Starr	City of Irving	Advisory Board
Sandra Newby	Qualified Non-Participant	Advisory Board
Ron Whitehead	Qualified Non-Participant	Advisory Board

The material provided to TexSTAR from J.P. Morgan Asset Management, Inc., the investment manager of the TexSTAR pool, is for informational and educational purposes only, as of the date of writing and August change at any time based on market or other conditions and August not come to pass. While we believe the information presented is reliable, we cannot guarantee its accuracy. HilltopSecurities is a wholly owned subsidiary of Hilltop Holdings, Inc. (NYSE: HTH) located at 717 N. Hardwood Street, Suite 3400, Dallas, TX 75201, (214) 859-1800. Member NYSE/FINRA/SIPC. Past performance is no guarantee of future results. Investment Management Services are offered through J.P. Morgan Asset Management Inc. and/or its affiliates. Marketing and Enrollment duties are offered through HilltopSecurities and/or its affiliates. HilltopSecurities and J.P. Morgan Asset Management Inc. are separate entities.



# Monthly Newsletter: August 2024

## ANNOUNCEMENTS

**We welcome the following entities who joined TexPool in July 2024:**

**TexPool**

- Comal County ESD 1
- Union Hill ISD
- Housing Authority of the City of Odessa
- Refugio Groundwater Conservation District
- Permian Basin Underground Water Conservation District
- La Salle MUD 1
- Village of Bonney
- West Travis County Public Utility Agency

**TexPool Prime**

- Comal County ESD 1
- Union Hill ISD
- Housing Authority of the City of Odessa
- Refugio Groundwater Conservation District
- Permian Basin Underground Water Conservation District
- La Salle MUD 1
- City of Alvarado
- Denton ISD Food Service
- Village of Bonney
- West Travis County Public Utility Agency

**Upcoming Events**

September 16, 2024 - September 19, 2024  
**76th Annual County Treasurers' Association of Texas Conference**  
 Denton, TX

**TexPool Advisory Board Members**

- |                     |                 |
|---------------------|-----------------|
| Patrick Krishock    | David Landeros  |
| Belinda Weaver      | Sharon Matthews |
| Deborah Lauder milk | David Garcia    |
| Valarie Van Vlack   | Dina Edgar      |

Overseen by the State of Texas Comptroller of Public Accounts Glenn Hegar

Operated under the supervision of the Texas Treasury Safekeeping Trust Company

## Economic and Market Commentary: The Fed's balancing act

August 1, 2024

One way Federal Reserve leaders stay on message is to repeat words. Chair Jerome Powell certainly does, though sometimes the soundbites come back to haunt him—remember “transitory”? In the last few Federal Open Market Committee meetings, he struck a cadence with “confidence”; at the late July post-meeting press conference, it was “balance.”

The reference was twofold, and amounted to the main news because the Fed, as expected, did not cut rates. The first, related to the Fed’s dual mandate, came in his opening remarks: “As the labor market has cooled and inflation has declined, the risks to achieving our employment and inflation goals continue to move into better balance.” In other words, further weakening in U.S. employment is now as important to policy decisions as inflation, which has long been the reason for the tightening cycle.

But Powell also invoked the concept of balance to explain the importance of timing, saying the risks of easing too soon or too late are now essentially symmetrical. Either misstep could damage the economy, respectively sending it into a recession or into a trap in which inflation reaccelerates.

The stakes are high, enough so that it appears the Fed isn’t going to conform to the conventional wisdom that it doesn’t make major policy decisions close to a presidential election to avoid the appearance of political motivation. Powell basically said that if economic reports call for a

*(continued page 6)*

### Performance as of July 31, 2024

	TexPool	TexPool Prime
Current Invested Balance	\$32,328,036,121	\$15,310,379,260
Weighted Average Maturity**	35 Days	35 Days
Weighted Average Life**	98 Days	71 Days
Net Asset Value	1.00001	1.00009
Total Number of Participants	2,879	605
Management Fee on Invested Balance	0.0450%	0.0550%
Interest Distributed	\$148,512,414.46	\$70,543,939.89
Management Fee Collected	\$1,141,749.80	\$708,740.39
Current S&P Global Rating	AAAm	AAAm

**Month Averages**

Average Invested Balance	\$32,898,541,318	\$15,214,016,457
Average Monthly Rate*	5.32%	5.46%
Average Weighted Average Maturity**	34	39
Average Weighted Average Life**	98	78

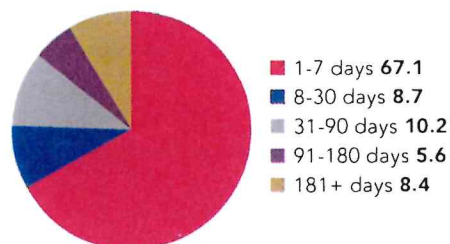
*\*This average monthly rate for TexPool Prime for each date may reflect a waiver of some portion or all of each of the management fees.*

*\*\*See page 2 for definitions.*

*Past performance is no guarantee of future results.*

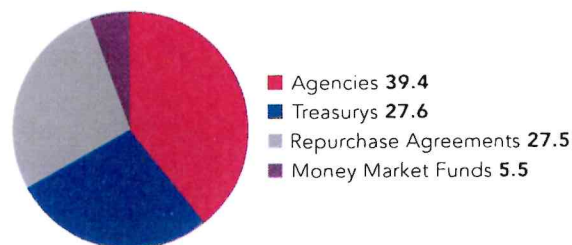
### Portfolio by Maturity (%)

As of July 31, 2024



### Portfolio by Type of Investment (%)

As of July 31, 2024



### Portfolio Asset Summary as of July 31, 2024

	Book Value	Market Value
Uninvested Balance	\$1,176.45	\$1,176.45
Receivable for Investments Sold	0.00	0.00
Accrual of Interest Income	122,169,680.21	122,169,680.21
Interest and Management Fees Payable	-148,516,409.87	-148,516,409.87
Payable for Investments Purchased	-1,545,966,720.74	-1,545,966,720.74
Accrued Expenses & Taxes	-36,130.22	-36,130.22
Repurchase Agreements	9,335,743,000.00	9,335,743,000.00
Mutual Fund Investments	1,867,085,200.00	1,867,085,200.00
Government Securities	13,339,346,708.80	13,338,061,153.32
US Treasury Bills	7,683,438,401.15	7,684,686,238.98
US Treasury Notes	1,674,771,215.04	1,675,212,387.45
<b>Total</b>	<b>\$32,328,036,120.82</b>	<b>\$32,328,439,575.58</b>

Market value of collateral supporting the Repurchase Agreements is at least 102% of the Book Value. The portfolio is managed by Federated Investment Counseling and the assets are safe kept in a separate custodial account at State Street Bank in the name of TexPool. The only source of payment to the Participants is the assets of TexPool. There is no secondary source of payment for the pool such as insurance or State guarantee. Should you require a copy of the portfolio, please contact TexPool Participant Services.

### Participant Summary

	Number of Participants	Balance
School District	632	\$9,675,434,756.21
Higher Education	60	\$1,516,812,755.98
County	201	\$3,654,878,939.81
Healthcare	94	\$1,630,024,369.48
Utility District	935	\$5,407,753,378.53
City	509	\$8,308,374,745.29
Emergency Districts	111	\$459,455,711.32
Economic Development Districts	91	\$209,158,357.15
Other	246	\$1,466,095,517.70

#### \*\*Definition of Weighted Average Maturity and Weighted Average Life

WAM is the mean average of the periods of time remaining until the securities held in TexPool (a) are scheduled to be repaid, (b) would be repaid upon a demand by TexPool, or (c) are scheduled to have their interest rate readjusted to reflect current market rates. Securities with adjustable rates payable upon demand are treated as maturing on the earlier of the two dates set forth in (b) and (c) if their scheduled maturity is 397 days or less; and the later of the two dates set forth in (b) and (c) if their scheduled maturity is more than 397 days. The mean is weighted based on the percentage of the amortized cost of the portfolio invested in each period.

WAL is calculated in the same manner as WAM, but is based solely on the periods of time remaining until the securities held in TexPool (a) are scheduled to be repaid or (b) would be repaid upon a demand by TexPool, without reference to when interest rates of securities within TexPool are scheduled to be readjusted.



## Daily Summary

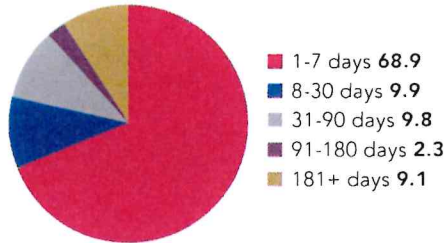
Date	Money Mkt. Fund Equiv. (SEC Std.)	Dividend Factor	TexPool Invested Balance	NAV	WAM Days	WAL Days
7/1	5.3001%	0.000145209	\$33,308,246,764.14	0.99996	34	97
7/2	5.3229%	0.000145834	\$33,294,851,853.76	0.99996	35	98
7/3	5.3212%	0.000145786	\$33,105,634,327.99	0.99993	35	98
7/4	5.3212%	0.000145786	\$33,105,634,327.99	0.99993	35	98
7/5	5.3024%	0.000145272	\$33,014,311,135.74	0.99996	35	97
7/6	5.3024%	0.000145272	\$33,014,311,135.74	0.99996	35	97
7/7	5.3024%	0.000145272	\$33,014,311,135.74	0.99996	35	97
7/8	5.3000%	0.000145206	\$32,975,837,658.13	0.99998	33	95
7/9	5.3055%	0.000145355	\$32,958,647,188.29	0.99997	34	101
7/10	5.3117%	0.000145526	\$32,862,653,511.61	0.99998	34	100
7/11	5.3122%	0.000145540	\$32,849,454,917.22	1.00002	34	99
7/12	5.3130%	0.000145562	\$32,922,535,837.88	1.00002	35	100
7/13	5.3130%	0.000145562	\$32,922,535,837.88	1.00002	35	100
7/14	5.3130%	0.000145562	\$32,922,535,837.88	1.00002	35	100
7/15	5.3153%	0.000145626	\$32,873,391,383.65	1.00003	33	97
7/16	5.3176%	0.000145688	\$32,920,748,128.16	1.00001	33	99
7/17	5.3207%	0.000145773	\$32,861,037,210.09	1.00001	33	99
7/18	5.3218%	0.000145804	\$32,895,577,145.54	1.00000	33	97
7/19	5.3186%	0.000145716	\$32,809,215,120.97	0.99996	34	97
7/20	5.3186%	0.000145716	\$32,809,215,120.97	0.99996	34	97
7/21	5.3186%	0.000145716	\$32,809,215,120.97	0.99996	34	97
7/22	5.3192%	0.000145731	\$32,746,871,765.66	0.99998	33	95
7/23	5.3196%	0.000145742	\$32,737,347,675.53	0.99998	34	98
7/24	5.3240%	0.000145864	\$32,503,281,712.73	0.99999	34	98
7/25	5.3275%	0.000145959	\$33,003,874,071.59	0.99998	33	98
7/26	5.3305%	0.000146040	\$32,904,007,290.84	0.99999	34	98
7/27	5.3305%	0.000146040	\$32,904,007,290.84	0.99999	34	98
7/28	5.3305%	0.000146040	\$32,904,007,290.84	0.99999	34	98
7/29	5.3294%	0.000146010	\$32,876,873,390.72	1.00000	33	96
7/30	5.3227%	0.000145827	\$32,696,573,543.67	1.00001	34	97
7/31	5.3297%	0.000146018	\$32,328,036,120.82	1.00001	35	98
<b>Average:</b>	<b>5.3173%</b>	<b>0.000145679</b>	<b>\$32,898,541,317.86</b>	<b>0.99998</b>	<b>34</b>	<b>98</b>



## TEXPOOL Prime

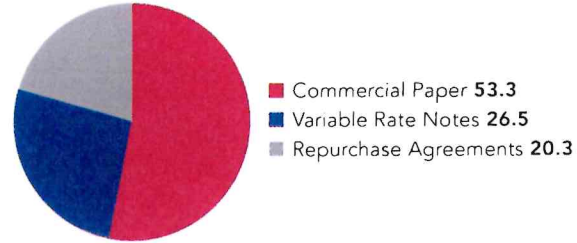
### Portfolio by Maturity (%)

As of July 31, 2024



### Portfolio by Type of Investment (%)

As of July 31, 2024



### Portfolio Asset Summary as of July 31, 2024

	Book Value	Market Value
Uninvested Balance	\$1,127.90	\$1,127.90
Receivable for Investments Sold	0.00	0.00
Accrual of Interest Income	21,709,526.24	21,709,526.24
Interest and Management Fees Payable	-70,544,015.36	-70,544,015.36
Payable for Investments Purchased	0.00	0.00
Accrued Expenses & Taxes	-23,007.40	-23,007.40
Repurchase Agreements	3,117,251,000.00	3,117,251,000.00
Commercial Paper	10,821,984,628.30	10,822,952,748.96
Mutual Fund Investments	0.00	0.00
Government Securities	0.00	0.00
Variable Rate Notes	1,420,000,000.00	1,420,492,868.30
<b>Total</b>	<b>\$15,310,379,259.68</b>	<b>\$15,311,840,248.64</b>

Market value of collateral supporting the Repurchase Agreements is at least 102% of the Book Value. The portfolio is managed by Federated Investment Counseling and the assets are safe kept in a separate custodial account at State Street Bank in the name of TexPool Prime. The assets of TexPool Prime are the only source of payments to the Participants. There is no secondary source of payment for the pool such as insurance or State guarantee. Should you require a copy of the portfolio, please contact TexPool Participant Services

### Participant Summary

	Number of Participants	Balance
School District	166	\$5,373,740,991.38
Higher Education	19	\$1,083,605,366.60
County	54	\$1,197,229,046.45
Healthcare	23	\$524,259,789.04
Utility District	76	\$562,600,988.75
City	119	\$2,750,186,605.20
Emergency Districts	34	\$110,807,554.97
Economic Development Districts	21	\$52,626,127.60
Other	92	\$3,654,765,486.02



## TEXPOOL Prime

### Daily Summary

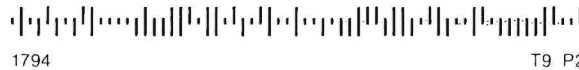
Date	Money Mkt. Fund Equiv. (SEC Std.)	Dividend Factor	TexPool Prime Invested Balance	NAV	WAM Days	WAL Days
7/1	5.4470%	0.000149232	\$15,185,900,313.20	0.99992	41	76
7/2	5.4562%	0.000149484	\$15,232,661,719.19	0.99992	41	76
7/3	5.4569%	0.000149503	\$15,226,463,914.94	0.99984	43	79
7/4	5.4569%	0.000149503	\$15,226,463,914.94	0.99984	43	79
7/5	5.4501%	0.000149319	\$15,115,970,275.83	0.99978	43	80
7/6	5.4501%	0.000149319	\$15,115,970,275.83	0.99978	43	80
7/7	5.4501%	0.000149319	\$15,115,970,275.83	0.99978	43	80
7/8	5.4498%	0.000149309	\$15,096,628,542.29	0.99997	42	80
7/9	5.4511%	0.000149346	\$15,060,039,602.20	0.99998	41	82
7/10	5.4576%	0.000149522	\$15,003,583,966.05	0.99998	41	84
7/11	5.4598%	0.000149584	\$14,992,915,782.56	1.00004	41	83
7/12	5.4589%	0.000149559	\$15,000,571,303.96	0.99987	41	83
7/13	5.4589%	0.000149559	\$15,000,571,303.96	0.99987	41	83
7/14	5.4589%	0.000149559	\$15,000,571,303.96	0.99987	41	83
7/15	5.4570%	0.000149507	\$15,350,293,796.54	1.00006	39	79
7/16	5.4612%	0.000149621	\$15,353,711,726.59	1.00006	38	76
7/17	5.4616%	0.000149634	\$15,526,476,705.73	1.00004	38	77
7/18	5.4637%	0.000149690	\$15,453,812,228.94	1.00004	38	77
7/19	5.4637%	0.000149691	\$15,295,814,300.39	0.99986	39	77
7/20	5.4637%	0.000149691	\$15,295,814,300.39	0.99986	39	77
7/21	5.4637%	0.000149691	\$15,295,814,300.39	0.99986	39	77
7/22	5.4637%	0.000149691	\$15,283,716,638.02	1.00003	37	76
7/23	5.4617%	0.000149636	\$15,307,017,883.52	1.00002	37	75
7/24	5.4618%	0.000149637	\$15,364,325,704.78	1.00005	37	75
7/25	5.4646%	0.000149716	\$15,310,712,093.80	1.00009	37	74
7/26	5.4669%	0.000149777	\$15,243,626,253.90	0.99992	37	74
7/27	5.4669%	0.000149777	\$15,243,626,253.90	0.99992	37	74
7/28	5.4669%	0.000149777	\$15,243,626,253.90	0.99992	37	74
7/29	5.4674%	0.000149793	\$15,245,262,255.74	1.00009	35	72
7/30	5.4633%	0.000149680	\$15,136,197,726.14	1.00009	36	72
7/31	5.4621%	0.000149647	\$15,310,379,259.68	1.00009	35	71
<b>Average:</b>	<b>5.4594%</b>	<b>0.000149573</b>	<b>\$15,214,016,457.33</b>	<b>0.99995</b>	<b>39</b>	<b>78</b>



Participant Services  
1001 Texas Ave. Suite 1150  
Houston, TX 77002

PRSRST STD  
U.S. POSTAGE  
PAID  
AUSTIN, TX  
PERMIT NO. 1264

MS. JOYCE SUPAK  
EL CAMPO ISD  
700 W NORRIS ST  
EL CAMPO TX 77437-2432

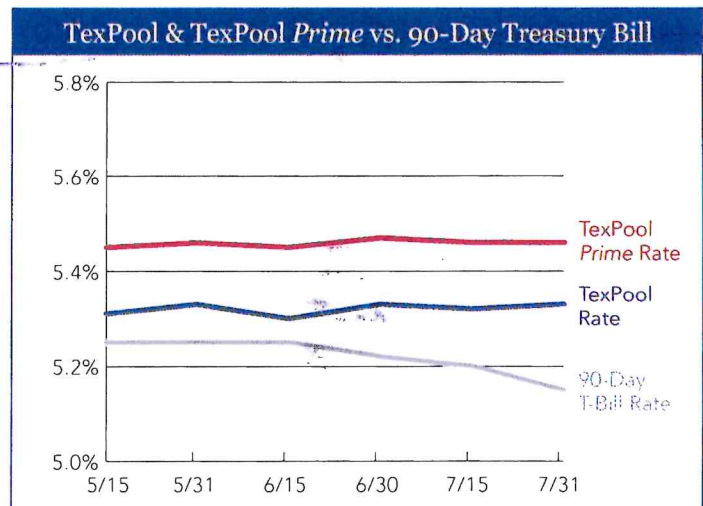


rate cut in September, they will enact one. In fact, not moving might seem politically motivated. This puts a great deal of weight on his keynote address at the Fed's annual monetary policy symposium in Jackson Hole, Wyo., later this month.

Not that the fed funds futures market will care. After more-or-less aligning themselves with the Fed's rate projections over the last several months, traders are now expecting cuts in each of the three remaining meetings this year. They have again become so dovish we should call them by the bird's scientific name, Columbidae Streptopelia risoria. In contrast, we are sticking to our call of only two quarter-point eases this year, with the first likely to come in September.

While monetary policy invites debate and bets, U.S. Treasury Department market action usually doesn't—it comes down to issuance. Its quarterly refunding announcement in May included an estimate of third-quarter borrowing needs. But in late July, it revised that number down by more than \$100 billion, reflecting the slower pace of Treasuries rolling off the Fed's balance sheet. In other news, the Department's recently initiated "buyback" program seems to be going well. The announced plans to engage in "cash-management" buybacks are in addition to the liquidity support ones already underway. These cash-management buybacks may help to smooth Treasury bill issuance over the September corporate tax date.

At the end of the month, yields on 1-, 3-, 6- and 12-month U.S. Treasuries were 5.37%, 5.27%, 5.09% and 4.75%, respectively.



90-Day Treasury Bill is a short-term debt instrument backed by the national government. These are used to collect immediate cash to meet outstanding obligations.

Any private investor can invest in a Treasury bill. The 90-Day Treasury Bill is a weighted average rate of the weekly auctions of 90-Day Treasury Bills.

Past performance is no guarantee of future results.

**Tips for Preventing Financial Fraud**

With cyber-crime and other social engineering attacks on the rise, TexPool offers tips, resources, and other suggestions to help protect your participating entity from potential financial fraud. Please visit the Financial Fraud Prevention page on TexPool.com to learn more.

50 We also encourage you to complete the Phishing and Cybersecurity Awareness course that is available through TexPool Academy.



# ***ECISD ANNUAL INVESTMENT REPORT***

For Year Ending  
August 31, 2024

Submitted Sept. 25, 2024  
ECISD Board Meeting

Prepared by Demetric Wells  
Assistant Superintendent for Finance

**EL CAMPO INDEPENDENT SCHOOL DISTRICT**  
September 1, 2023 to August 31, 2024

**Prosperity Bank**

Balances - Month End	Sept 23	Oct 23	Nov 23	Dec 23	Jan 24	Feb 24	Mar 24	Apr 24	May 24	Jun 24	Jul 24	Aug 24
Money Market Account	\$1,919.43	\$983,975.18	\$520,630.40	\$1,929.26	\$983,975.18	\$520,630.40	\$326,162.91	\$452,286.82	\$707,897.16	\$276,478.14	\$552,187.12	\$452,459.57
Capital Projects	\$0.00	\$0.00	\$0.00	\$0.00	\$0.00	\$0.00	\$0.00	\$0.00	\$0.00	\$0.00	\$0.00	\$0.00
General Fund	\$3,740,219.87	\$1,399,791.13	\$1,302,504.30	\$3,740,219.87	\$1,399,791.13	\$1,302,504.30	\$1,473,940.84	\$1,033,789.54	\$1,128,095.39	\$1,316,668.83	\$1,168,603.77	\$1,020,612.78
General Fund - Inv. Acct.	\$708,836.66	\$3,881.32	\$3,885.31	\$708,836.66	\$3,881.32	\$3,885.31	\$3,901.54	\$3,905.54	\$3,909.67	\$3,913.68	\$3,917.82	\$1,920.88
Payroll	\$248,403.71	\$281,520.02	\$271,980.22	\$248,403.71	\$281,520.02	\$271,980.22	\$302,997.30	\$292,079.25	\$276,104.56	\$410,415.27	\$290,744.79	\$278,935.56
Interest & Sinking	\$19,678.73	\$25,128.13	\$36,574.76	\$19,678.73	\$25,128.13	\$36,574.76	\$94,055.70	\$1,232.84	\$30,789.38	\$69,758.60	\$87,674.19	\$1,263.99
<b>Total</b>	<b>\$4,719,058</b>	<b>\$2,694,296</b>	<b>\$2,135,575</b>	<b>\$4,719,068</b>	<b>\$2,694,296</b>	<b>\$2,135,575</b>	<b>\$2,201,058.29</b>	<b>\$1,783,293.99</b>	<b>\$2,146,796.16</b>	<b>\$2,067,234.52</b>	<b>\$2,103,127.69</b>	<b>\$1,755,192.78</b>

**Prosperity Bank**

Interest Earned	Sept 23	Oct 23	Nov 23	Dec 23	Jan 24	Feb 24	Mar 24	Apr 24	May 24	Jun 24	Jul 24	Aug 24
Money Market Account	\$1.74	\$2,045.92	\$1,684.10	\$1.74	\$2,045.92	\$1,684.10	\$1,127.65	\$1,123.91	\$610.34	\$2,294.63	\$708.98	\$1,163.23
Capital Projects	\$0.00	\$0.00	\$0.00	\$0.00	\$0.00	\$0.00	\$0.00	\$0.00	\$0.00	\$0.00	\$0.00	\$0.00
General Fund	\$2,599.55	\$1,838.39	\$1,486.07	\$2,599.55	\$1,838.39	\$1,486.07	\$1,493.80	\$1,292.42	\$1,181.90	\$1,286.15	\$1,467.69	\$1,234.67
General Fund - Inv. Acct.	\$373.42	\$44.66	\$3.99	\$373.42	\$44.66	\$3.99	\$4.13	\$4.00	\$4.13	\$4.01	\$4.14	\$3.06
Payroll	\$349.55	\$366.78	\$340.76	\$349.55	\$366.78	\$340.76	\$308.97	\$307.73	\$486.08	\$416.86	\$425.37	\$329.25
Interest & Sinking	\$19.41	\$25.91	\$35.17	\$19.41	\$25.91	\$35.17	\$65.86	\$75.64	\$26.52	\$83.23	\$83.23	\$143.97
<b>Total</b>	<b>\$3,343.67</b>	<b>\$4,321.66</b>	<b>\$3,550.09</b>	<b>\$3,343.67</b>	<b>\$4,321.66</b>	<b>\$3,550.09</b>	<b>\$2,990.41</b>	<b>\$2,803.70</b>	<b>\$2,308.97</b>	<b>\$4,057.88</b>	<b>\$2,689.41</b>	<b>\$2,874.18</b>

**TexPool / TexStar**

Balances - Month End	Sept 23	Oct 23	Nov 23	Dec 23	Jan 24	Feb 24	Mar 24	Apr 24	May 24	Jun 24	Jul 24	Aug 24
TP Gen. Fund - Inv. Acct.	\$5,713,630.39	\$6,438,296.24	\$5,460,981.38	\$5,713,630.39	\$6,438,296.24	\$5,460,981.38	\$4,661,678.18	\$6,183,132.34	\$4,005,920.50	\$4,119,310.74	\$5,739,315.35	\$6,764,111.06
TP Family Crisis Fund	\$35,615.30	\$35,777.39	\$35,935.39	\$35,615.30	\$35,777.39	\$35,935.39	\$35,569.36	\$35,724.75	\$35,885.99	\$36,042.70	\$36,205.47	\$36,368.36
TS General Fund	\$4,375,580.20	\$4,395,359.11	\$4,414,616.77	\$4,375,580.20	\$4,395,359.11	\$4,414,616.77	\$5,704,739.15	\$3,525,453.76	\$3,541,346.51	\$3,556,805.16	\$2,368,600.22	\$2,379,249.87
TS Debt Service	\$181,259.95	\$182,079.31	\$182,877.08	\$181,259.95	\$182,079.31	\$182,877.08	\$4,139,592.17	\$1,588,677.18	\$1,595,638.91	\$1,602,805.05	\$1,610,037.73	\$59,772.58
<b>Total</b>	<b>\$10,306,086</b>	<b>\$11,051,512</b>	<b>\$10,094,411</b>	<b>\$10,306,086</b>	<b>\$11,051,512</b>	<b>\$10,094,411</b>	<b>\$14,541,578.81</b>	<b>\$11,332,988.01</b>	<b>\$9,178,991.91</b>	<b>\$9,314,963.65</b>	<b>\$9,754,158.77</b>	<b>\$9,239,501.87</b>

**TexPool / TexStar**

Interest Earned	Sept 23	Oct 23	Nov 23	Dec 23	Jan 24	Feb 24	Mar 24	Apr 24	May 24	Jun 24	Jul 24	Aug 24
TP Gen. Fund - Inv. Acct.	\$17,633.07	\$24,665.85	\$22,685.14	\$17,633.07	\$24,665.85	\$22,685.14	\$25,877.29	\$21,454.16	\$22,788.16	\$13,390.24	\$20,004.61	\$24,795.71
TP Family Crisis Fund	\$155.12	\$162.09	\$158.00	\$155.12	\$162.09	\$158.00	\$159.91	\$155.39	\$161.24	\$156.71	\$162.77	\$162.89
TS General Fund	\$20,490.21	\$19,778.91	\$19,257.66	\$20,490.21	\$19,778.91	\$19,257.66	\$25,557.47	\$20,714.61	\$15,892.75	\$15,458.65	\$11,795.06	\$10,649.65
TS Debt Service	\$787.72	\$819.36	\$797.77	\$787.72	\$819.36	\$797.77	\$18,545.56	\$12,085.01	\$7,161.73	\$6,966.14	\$7,232.68	\$2,734.85
<b>Total</b>	<b>\$39,066.12</b>	<b>\$45,426.21</b>	<b>\$42,898.57</b>	<b>\$39,066.12</b>	<b>\$45,426.21</b>	<b>\$42,898.57</b>	<b>\$70,140.23</b>	<b>\$54,409.17</b>	<b>\$46,003.88</b>	<b>\$35,971.74</b>	<b>\$39,195.12</b>	<b>\$38,343.10</b>

# VENDOR SOURCES FOR EL CAMPO ISD

## 2024-2025 SCHOOL YEAR

### EL CAMPO ISD VENDOR LIST

Skyward has been updated with 2024–25 by the current vendors

### REGION III– RPC

[www.esc3.net](http://www.esc3.net)

Support Services

Purchasing Cooperatives

RPC Awarded vendors

All Awarded vendors– A–Z listing spreadsheet or by category

### OMNIA PARTNERS– FORMERLY NATIONAL IPA, NCPA & US COMMUNITIES –

[www.omniapartners.com](http://www.omniapartners.com)

Industries

K–12 Education

Scroll down to vendors

Can download vendors or search for a specific vendor

Can sort by clicking the arrow on top of supplier to A–Z order

### TEXAS BUYBOARD

[www.buyboard.com](http://www.buyboard.com)

Vendor

Our Products

Vendors by State

Select Texas

Choose from PDF or Excel listing

### CENTRAL MASTERS BIDDERS LIST (CMBL) TEXAS COMPTROLLERS OFFICE

Google CMBL

[Search For Vendors - Texas Comptroller eSystems](#)

<https://mycpa.cpa.state.tx.us/tpasscmbsearch/>

Search the CMBL/HUB Vendors

Single Vendor Search

Multiple Vendor Search

Business Category/Vendor Location Search

### TEXAS SMART BUY – Texas Trusted Purchasing Partner

<http://www.txsmartbuy.com/>

Contracts

Browse contracts

Filter By: [All](#) | [TxSmartBuy](#) | [Managed](#) | [TXMAS](#) | [Travel](#) | [Contingency](#)

Once you click on a contract number, scroll to bottom and it will show the contractor name.

\*Must read Purchase Order section of contract to see how to place order.

\*Most orders have to be placed through Texas Smart Buy

**DIR – TEXAS DEPT OF INFORMATION RESOURCES**

<https://dir.texas.gov/>

**HARRIS COUNTY DEPT OF EDUCATION PURCHASING COOPERATIVE – CHOICE PARTNERS**

[www.choicepartners.org](http://www.choicepartners.org)

Vendors

Vendors/Contracts

Click on Vendors tab and it will sort them alphabetically

Can also search by category by drop down tiles

General search

Click on company name to see contract # and information

**TIPS/TAPS PURCHASING SYSTEM**

[www.tips-usa.com](http://www.tips-usa.com)

Contract

All Contracts – each category populates; click on folder by category and it populates vendors

All Contracts (search by state or leave all states)

All Vendors Search– Can search by first letter of vendor name – just run cursor across alphabet tabs

**PACE – PURCHASING ASSOCIATION OF COOPERATIVE ENTITIES**

<https://pace.esc20.net/>

Contracts

Alphabetical listing of vendors– click on vendor name for contract information

Some Contracts must purchase through PACE to receive discount or use the vendor information.

Also can be reached through Region 20 website– Business Services–PACE

**TEXBUY.NET**

[www.texbuy.net](http://www.texbuy.net)

Vendors

Current Vendors

Can sort by category or company name or look on alphabetical listing.

Click on vendor name to see contract information

#### REGION 20 – 2013 PURCHASING COOPERATIVE

[www.esc20.net](http://www.esc20.net)

Business and Technology Services

Reg 20 Purchasing Cooperative

Scroll down to Awarded Vendors

Download and open excel spreadsheet

Can enable editing and sort categories a-z if choose

Can also search by side tabs – categories, etc.

Make sure to pay attention to expiration date of proposal

Purchase order with proposal number straight to vendor for ordering

#### REGION 19 – ALLIED STATES COOPERATIVE

<https://www.esc19.net/>

Allied States Cooperative

Scroll down to awarded contracts/Awarded Vendors

Email purchase orders to Allied (daily, weekly or monthly)

#### GOODBUY PURCHASING COOPERATIVE – REGION 2

<https://goodbuy.ionwave.net/ActiveContractList.aspx>

Click on the top of the Supplier and it will alphabetize the vendors active

Make sure to pay attention to start and stop dates of active contract

Members simply shop the contracts online and note the Goodbuy contract number on the PO before submitting to the vendor and email a copy of the PO to Goodbuy at

[goodbuy@esc2.net](mailto:goodbuy@esc2.net)

#### NCPA–NATIONAL COOPERATIVE PURCHASING ALLIANCE

Part of Omnia Partners

#### E&I COOPERATIVE SERVICES

[www.eandi.org](http://www.eandi.org)

Contracts

K-12 Supplier List

1GPA

[www.1gpa.org](http://www.1gpa.org)

Current Contract/Vendors

List All Vendors Alphabetically A-Z

Search by category or can download the directory

EPIC6

[https://www.esc6.net/41667\\_1](https://www.esc6.net/41667_1)

Awarded Vendors

List can be Excel or PDF format

# **VENDOR SOURCES FOR EL CAMPO ISD**

## **2024-25 SCHOOL YEAR**

El Campo ISD Vendor List

Region III – RPC

Omnia Partners) – formerly TCPN, NCPA, US Communities and National IPA

Texas Buyboard

Central Masters Bidders List (CMBL) Texas Comptroller’s Office

Texas Smart Buy

Choice Partners – Harris County Department of Education Purchasing Cooperative:

TIPS/TAPS Purchasing System

PACE – Purchasing Association of Cooperative Entities

TEXBUY.NET

Region 20 Purchasing Cooperative

Region 19 – Allied Purchasing Cooperative

Goodbuy Purchasing Cooperative –Region 2

NCPA–National Cooperative Purchasing Alliance

E&I Cooperative

1GPA

EPIC6



## How Ratings are Assessed

### Rating Worksheet

Preliminary ratings are released by Texas Education Agency every calendar year during the summer. The Commissioner's Rules for School FIRST are contained in Title 19, Texas Administrative Code, Chapter 109, Subchapter AA, Commissioner's Rules Concerning Financial Accountability Rating System.

The School FIRST Communications Kit was updated in August 2021 to include changes in the Commissioner's Rule for School FIRST that were implemented by the Texas Education Agency beginning with ratings year 2020-2021 based primarily on data from fiscal year 2020.

The questions a school district must address in completing the worksheet used to assess its financial management system can be confusing to non-accountants. The following is a layman's explanation of what the questions mean—and what your district's answers can mean to its rating.

**1. Was the complete annual financial report (AFR) and data submitted to the TEA within 30 days of the November 27 or January 28 deadline depending on the school district's fiscal year end date of June 30 or August 31, respectively?**

A simple indicator. Was your Annual Financial Report filed by the deadline?

**2. Review the AFR for an unmodified opinion and material weaknesses.**

Was there an unmodified opinion in the

AFR on the financial statements as a whole? (The American Institute of Certified Public Accountants (AICPA) defines unmodified opinion. The external independent auditor determines if there was an unmodified opinion.)?

**3. Was the school district in compliance with the payment terms of all debt agreements at fiscal year end? (If the school district was in default in a prior fiscal year, an exemption applies in following years if the school district is current on its forbearance or payment plan with the lender and the payments are made on schedule for the fiscal year being rated. Also exempted are technical defaults that are not related to monetary defaults. A technical default is a failure to uphold the terms of a debt covenant, contract, or master promissory note even though payments to the lender, trust, or sinking fund are current. A debt agreement is a legal agreement between a debtor (= person, company, etc. that owes money) and their creditors, which includes a plan for paying back the debt.)**

This indicator seeks to make certain that your district has timely paid all bills/obligations, including financing arrangements to pay for school construction, school buses, photocopiers, etc.

**4. Did the school district make timely payments to the Teachers Retirement System (TRS), Texas**



## How Ratings are Assessed

### **Workforce Commission (TWC), Internal Revenue Service (IRS), and other government agencies?**

This indicator seeks to make sure the district fulfilled its obligation to the TRS, TWC and IRS to transfer payroll withholdings and to fulfill any additional payroll-related obligations required to be paid by the district.

### **5. Was the total unrestricted Net Position balance (Net of the accretion of interest for capital appreciation bonds) in the governmental activities column in the Statement of Net Positions greater than zero? (If the school district's change of students in membership over 5 years was 7 percent or more, then the school district passes this Indicator.)**

*This indicator is not being scored this year due to the impact of accounting changes implemented by the Governmental Accounting Standards Board.*

### **6. Was the average change in (assigned and unassigned) fund balance over 3 years less than a 25% decrease or did the current year assigned and unassigned fund balance exceed 75 days of operational expenditures? (If the school district fails indicator 6, the maximum points and highest rating that the school district may receive is 89 points, B = Above Standard Achievement.)?**

This indicator measures the percentage change in fund balance to see whether the fund balance is declining too quickly,

and if it is declining, whether sufficient fund balance remains to operate for at least 75 days.?

### **7. Was the number of days of cash on hand and current investments in the general fund for the school district sufficient to cover operating expenditures (excluding facilities acquisition and construction)?**

This indicator measures how long in days after the end of the fiscal year the school district could have disbursed funds for its operating expenditures without receiving any new revenues. Did you meet or exceed the target amount in School FIRST?

### **8. Was the measure of current assets to current liabilities ratio for the school district sufficient to cover short-term debt?**

This indicator measures whether the school district had sufficient short-term assets at the end of the fiscal year to pay off its short-term liabilities. Did you meet or exceed the target amount in School FIRST?

### **9. Did the school district's general fund revenues equal or exceed expenditures (excluding facilities acquisition and construction)? If not, was the school district's number of days of cash on hand greater than or equal to 60 days?**

This indicator simply asks, "Did you spend more than you earned?" (the school district will automatically pass this indicator, if the school district had at least 60 days cash on hand.)



## How Ratings are Assessed

**10. Did the school district average less than a 10 percent variance (90% to 110%) when comparing budgeted revenues to actual revenues for the last 3 fiscal years?**

This indicator measures how accurately the district forecast projected revenue by comparing budgeted revenue submitted through PEIMS in October of the fiscal year to actual revenue submitted after the close of the fiscal year.

**11. Was the ratio of long-term liabilities to total assets for the school district sufficient to support long-term solvency? (If the school district's change of students in membership over 5 years was 7 percent or more, then the school district passes this indicator.)**

This question is like asking someone if their mortgage exceeds the market value of their home. Were you below the cap for this ratio in School FIRST? Fortunately, this indicator recognizes that high-growth districts incur additional operating costs to open new instructional campuses.

**12. Was the debt per \$100 of assessed property value ratio sufficient to support future debt repayments?**

This indicator asks about the school district's ability to make debt principal and interest payments. Did you meet or exceed the target amount in School FIRST?

**13. Was the school district's administrative cost ratio equal to or less than the threshold ratio?**

This indicator measures the percentage

of their budget that Texas school districts spent on administration. Did you exceed the cap in School FIRST for districts of your size?

**14. Did the school district not have a 15 percent decline in the students to staff ratio over 3 years (total enrollment to total staff)? (If the student enrollment did not decrease, the school district will automatically pass this indicator.)**

If the school district had a decline in students over 3 school years, this indicator asks if the school district decreased the number of the staff on the payroll in proportion to the decline in students. (The school district automatically passes this indicator if there was no decline in students.)

**15. Was the school district's ADA within the allotted range of the district's biennial pupil projection(s) submitted to TEA? If the district did not submit pupil projections to TEA, did it certify TEA's projections? See ranges below in the Determination of Points section.**

This indicator measures how well the district was able to project average daily attendance for the coming biennium for payment purposes. Projected ADA is compared to actual.

**16. Did the comparison of Public Education Information Management System (PEIMS) data to like information in the school district's AFR result in a total variance of less than 3 percent of all expenditures by function?**

This indicator measures the quality of data reported to PEIMS and in your



## ***How Ratings are Assessed***

---

Annual Financial Report to make certain that the data reported in each case "matches up." If the difference in numbers reported in any fund type is 3 percent or more, your district "fails" this measure. If the district fails this indicator, the maximum points and highest rating the district may receive is 89 points and a B, which is equal to above standard achievement.

**17. Did the external independent auditor indicate the AFR was free of any instance(s) of material noncompliance for grants, contracts, and laws related to local, state, or federal funds? (The AICPA defines material noncompliance.)**

A clean audit of your Annual Financial Report would state that your district has no material weaknesses in internal controls. Any internal weaknesses create a risk of your District not being able to properly account for its use of public funds and should be immediately addressed. If the district fails this indicator, the maximum points and highest rating the district may receive is 89 points and a B, which is equal to above standard achievement.

**18. Did the external independent auditor indicate the AFR was free of any instance(s) of material noncompliance for grants, contracts, and laws related to local, state, or federal funds? (The AICPA defines material noncompliance.)**

This indicator measures whether the district is complying with laws, rules and regulations related to the expenditure of grant funds, contracts, and other state and federal funds.

**19. Did the school district post the required financial information on its website in accordance with Government Code, Local Government Code, Texas Education Code, Texas Administrative Code and other statutes, laws and rules that were in effect at the school district's fiscal year end?**

This indicator measures whether the district is complying with legal requirements related to financial transparency by posting all required information.

**20. Did the school board members discuss the district's property values at a board meeting within 120 days before the district adopted its budget? (If the school district fails indicator 20 the maximum points and highest rating that the school district may receive is 89 points, B = Above Standard Achievement.)**

This indicator measures whether the school board had the opportunity to consider the impact of changes in property value on the finances of the district. If the district fails this indicator, the maximum points and highest rating the district may receive is 89 points and a B, which is equal to above standard achievement.



# *Wharton County Junior College*

## **Dual Credit Partnership Agreement 2024-2025**

The intent of this agreement is to allow **Wharton County Junior College (WCJC)** and **El Campo High School** to partner in offering dual credit courses. Under this agreement, WCJC will conduct college courses for the ISD in the high school, college classroom, or by distance learning methods, pursuant to the rules and policies of the college, the Texas Higher Education Coordinating Board (THECB), the Southern Association of Colleges and Schools Commission on Colleges (SACSCOC), the Texas Education Agency (TEA), and the ISD.

The goals of this partnership reflect the statewide dual credit goals:

- To implement purposeful and collaborative outreach efforts to inform students and parents of the benefits and costs of dual credit, including enrollment and fee policies;
- To assist high school students in the successful transition to and acceleration through postsecondary education;
- To provide dual credit students access to student support services, including academic advising, to bridge them successfully into college course completion; and
- To ensure that the quality and rigor of dual credit courses will be sufficient to promote student success in subsequent courses.

### **(1) Student Eligibility Requirements**

A high school student is eligible to enroll in academic dual credit courses leading to an Associate of Arts degree or technical courses leading to a Level 2 workforce certificate or Associate of Applied Science (AAS) degree under the following conditions:

- (A) Courses that require demonstration of TSI college readiness in reading and/or writing:
  - a. The student achieves an English Language Arts & Reading (ELAR) score of at least 945 with an essay score of at least 5; or a score of at least 910 with a diagnostic score of at least 5 and an essay score of at least 5 on the Texas Success Initiative Assessment 2 taken January 11, 2021 or later; or

- b. The student demonstrates college readiness by achieving a writing placement score of at least 340 and an essay score of at least 4, or a score of less than 340 and an ABE Diagnostic level of at least 4 with an essay score of at least 5; and a reading score of 351 on the Texas Success Initiative Assessment (TSIA) taken prior to January 11, 2021; or
- c. The student achieves a minimum score of 4000 on the English II State of Texas Assessment of Academic Readiness End of Course (STAAR EOC) (fall semester only); or
- d. The student achieves a score of 460 on the evidence-based reading and writing (EBRW) test on a PSAT/NMSQT (fall semester only); or
- e. The student achieves an SAT minimum score or 480 on the Evidence-Based Reading and Writing (EBRW) test on an SAT administered on or after March 5, 2016; or
- f. The student achieves an SAT combined score of 1070 with a minimum of 500 on the critical reading (verbal) on an SAT administered prior to March 5, 2016; or
- g. The student achieves an ACT composite score of 23 with an English score of at least 19 on a test administered before Feb. 15, 2023; or
- h. The student achieves an ACT score of 40+ English and Writing on a test administered after Feb. 15, 2023; or
- i. The student meets all the college's prerequisite requirements for the course.

(B) Courses that require demonstration of TSI college readiness in mathematics:

- a. The student achieves a score of at least 950 or a score or 910 with a diagnostic score of at least 6 on the math section of the Texas Success Initiative Assessment 2 taken January 11, 2021 or later; or
- b. The student demonstrates college readiness by achieving a score of 350 on the math section of the Texas Success Initiative Assessment (TSIA) taken prior to January 11, 2021; or
- c. The student achieves a minimum score of 4000 on the Algebra I STAAR EOC and a passing grade in the Algebra II course (fall semester only); or
- d. The student achieves a score of 510 on the mathematics test on a PSAT/NMSQT (fall semester only); or
- e. The student achieves an SAT minimum score of 530 or higher (no composite score requirement) on an SAT administered on or after March 5, 2016; or
- f. The student achieves an SAT combined score of 1070 with a math score of at least 500 on an SAT administered prior to March 5, 2016; or

- g. The student achieves an ACT composite score of 23 with a math score of at least 19 on a test administered before Feb. 15, 2023; or
- h. The student achieves an ACT math score of 22+ on a test administered after Feb. 15, 2023; or
- i. The student meets all the college's prerequisite requirements for the course.

WCJC encourages the ISD and the students to consult the Constitution and Contest Rules of the University Interscholastic League ("UIL") concerning eligibility for course work beyond the high school level in subject areas in which the student may participate in UIL. Participation in the dual credit program may make some students ineligible for UIL competition in certain academic areas, depending on the course taken. Students should check with ISD advisors for specific UIL requirements.

## **(2) Student Costs**

Students will have the Tuition and Technology Fee waived for dual credit classes. Students are responsible for paying registration-related fees and purchasing their own textbooks and other required course materials, however, the district may elect to pay some or all of the cost associated with the dual credit classes. Free or low-cost open educational resources will be considered when appropriate. A dual credit student is not eligible for financial aid.

## **(3) Faculty Qualifications**

- WCJC shall select instructors of dual credit courses.
- All instructors of dual credit courses must meet the minimal requirements as specified by the Southern Association of Colleges and Schools Commission on Colleges.
- High school faculty members selected to teach dual credit courses must meet the same criteria as WCJC adjunct faculty. These instructors must submit employment applications and official transcripts to WCJC Human Resources Department for hire as adjunct faculty. These instructors will be paid by WCJC as adjunct faculty and are expected to meet the same work requirements as those for all WCJC adjunct faculty.
- WCJC department heads, program directors, or division chairs will evaluate dual credit instructors according to WCJC Part-time Instructor Appraisal Procedures.
- WCJC department heads, program directors, or division chairs will be permitted to visit high school campuses to observe dual credit classes to ensure the quality and instructional rigor of the course in order to prepare students for subsequent college coursework.

#### **(4) Location and Student Composition of Dual Credit Classes**

Dual credit classes may be taught on the high school campus, in designated sections on the college campus, or via the internet. If taught in the high school, the dual credit class must be composed solely of dual credit, not regular high school students.

According to the rules of the Southern Association of Colleges and Schools Commission on Colleges (SACSCOC), WCJC may not offer more than 49% of an associate's degree on the high school campus. Dual credit offerings that exceed 49% of an associate's degree must be offered online or on a WCJC campus.

If the dual credit class is taught through the internet, it is the responsibility of each ISD to provide a monitor for the entire class period. This does not preclude students from working on internet courses outside of the ISD classroom. The monitor ensures students are working independently and with academic integrity in the WCJC online environment.

#### **(5) Eligible Courses and Course Materials**

Courses offered for dual credit must be identified by WCJC as college-level academic or workforce courses and found in the current editions of the Lower Division Academic Course Guide Manual or the Workforce Education Course Manual adopted by the THECB. Academic courses offered as dual credit must be included in the WCJC core curriculum. WCJC may not offer remedial or developmental courses for dual credit.

WCJC shall ensure that dual credit courses and the corresponding course taught at WCJC are equivalent with respect to the curriculum, academic rigor, materials, instruction, and method of student evaluation. WCJC will conduct the scheduled classes for the number of contact hours approved by the THECB. Students who enroll in dual credit classes must follow the college calendar.

WCJC will coordinate and finalize the proposed course schedule with the ISD, in a timely manner, prior to the start of each semester. WCJC will be responsible for meeting learning objectives stipulated by the THECB. The ISD will be responsible for meeting course requirements, such as Texas Essential Knowledge and Skills (TEKS), stipulated by the TEA.

District counselors will provide students and families with appropriate endorsement selection tools, as determined by the ISD, to aid in choosing a high school endorsement. WCJC will work closely with ISD counselors to ensure that dual credit courses apply to students' high school endorsements and align

with their post-secondary pathways, credentials, and/or industry certifications. Additionally, WCJC will collaborate with ISD counselors to advise students and provide information about dual credit course applicability, transferability, and rigor.

The course equivalency crosswalk for courses offered for dual credit at El Campo High School is as follows:

<b>High School Course</b>	<b>College Course</b>
English 4 (1 <sup>st</sup> Semester) ½ Credit	ENGL 1301 Composition I
English 4 (2 <sup>nd</sup> Semester) ½ Credit	ENGL 1302 Composition II
U S History (1 <sup>st</sup> Semester) ½ Credit	HIST 1301 U.S. History I
U S History (2 <sup>nd</sup> Semester) ½ Credit	HIST 1302 U.S. History II
U S Gov (1 <sup>st</sup> Semester) ½ Credit	GOVT 2305 Federal Government
Economics – Free Enterprise, AP Macroeconomics (2 <sup>nd</sup> Semester) ½ credit	ECON 2301 Principles of Macroeconomics
Independent Study in Math (1 <sup>st</sup> Semester) ½ credit	MATH 1314 College Algebra
Independent Study in Math (1 <sup>st</sup> Semester) ½ credit	MATH 1324 Math. For Business & Social Sciences
Independent Study in Math (2 <sup>nd</sup> Semester) ½ credit	MATH 1325 Calculus for Business & Social Sciences
Automotive Technology II (2nd semester) 2 credits	AUTO 1301 Introduction and Theory of Automotive Technology
Dual Credit Agricultural Mechanics and Metal Technology (1st semester) 1 credit	WLDG 1413 Intro to Blueprint Reading for Welders
Agriculture Structures, Design, and Fabrication/Lab (2nd semester) 2 credits	WLDG 1412 Intro to Flux Cored Arc Welding (FCAW)
Agriculture Structures, Design, and Fabrication/Lab (2nd semester) ½ credit	WLDG 1428 Intro Shielded Metal Arc Welding

### **(6) Grading and Transcribing of Credit**

The grading system published in the current edition of the WCJC catalog and further detailed in the student syllabus will be used.

WCJC is responsible for maintaining a dual credit student's college transcript. All courses will be identified on the college transcript as a regular college-level course. The high school is responsible for maintaining the student's high school transcript.

**(7) Provision of WCJC Services**

- Regular WCJC academic policies apply to dual credit courses. These policies include the appeal process for disputed grades, drop policy, grading policy, academic probation and suspension, and other information included in the student syllabus for the course.
- WCJC will provide dual credit students full access to WCJC libraries and electronic databases as appropriate.
- WCJC will provide dual credit students academic support services including academic advising, counseling, tutoring, and disability services.
- Instructors are responsible for maintaining a gradebook in the college's LMS that will allow for timely updates on students not maintaining satisfactory academic progress. Approximately every three weeks throughout the semester, the LMS will send notifications for students whose course grade average drops below 75%. Notifications will be sent to the student, the ISD counselor, and the Director of Dual Credit. These notifications are not to be used for 6/9 week or midterm grades. Upon receiving the notification, the ISD counselor will follow up with the students to offer support services to allow for the successful completion of the course.

**(8) Contract**

This contract shall commence with the Fall 2024 semester and shall remain in effect until August 31, 2025.

The UNDERSIGNED PARTIES do hereby certify, (1) the responsibilities specified above are properly within the statutory functions and programs of the parties to this agreement, (2) the parties are legally authorized to perform the required duties of this agreement, (3) this agreement has been duly authorized by the appropriate governing body.

\_\_\_\_\_  
El Campo ISD Superintendent

\_\_\_\_\_  
Date

\_\_\_\_\_  
WCJC President

\_\_\_\_\_  
Date

C1

ELAR - Gr 3-8, English 1 & 2	# Test
No Growth	410
Partial Growth	149
Full Growth	941
# of Tests with Growth	1090

out of 1500 73%

Annual Growth		STAAR 2024					
		Low Does Not Meet Grade Level	High Does Not Meet Grade Level	Low Approaches Grade Level	High Approaches Grade Level	Meets Grade Level	Masters Grade Level
STAAR 2023	Low Does Not Meet Grade Level	92	39	24	10	5	0
	High Does Not Meet Grade Level	43	43	37	31	17	0
	Low Approaches Grade Level	14	32	48	38	41	0
	High Approaches Grade Level	6	13	34	58	105	8
	Meets Grade Level	1	6	25	44	317	77
	Masters Grade Level	0	0	1	7	92	192

C2

Math - Gr 3-8, Algebra I	# Test
No Growth	403
Partial Growth	167
Full Growth	591
# of Tests with Growth	758

out of 1161      65%

Annual Growth		STAAR 2024					
		Low Does Not Meet Grade Level	High Does Not Meet Grade Level	Low Approaches Grade Level	High Approaches Grade Level	Meets Grade Level	Masters Grade Level
STAAR 2023	Low Does Not Meet Grade Level	28	34	16	8	1	0
	High Does Not Meet Grade Level	30	71	46	31	10	0
	Low Approaches Grade Level	17	62	42	42	24	1
	High Approaches Grade Level	8	34	40	54	70	2
	Meets Grade Level	4	20	39	54	133	55
	Masters Grade Level	0	1	7	13	46	118

A

## ECISD STAAR Comparison Chart STAAR Analysis - All Students

ELAR	2022	2023	2024	Year to Year 23-24	Cohort Group 23-24
3rd	71	73	62	-11	NA
4th	75	68	73	5	0
5th	78	83	76	-7	8
6th	69	72	75	3	-8
7th	76	81	78	-3	6
8th	71	83	82	-1	1
English I	54	76	78	2	-5
English II	66	73	85	12	9

Math	2022	2023	2024	Year to Year 23-24	Cohort Group 23-24
3rd	73	70	62	-8	NA
4th	79	77	74	-3	4
5th	86	94	85	-9	8
6th	73	71	63	-8	-31
7th	68	73	57	-16	-14
8th	62	67	54	-13	-19
Algebra I	68	83	85	2	18

Social Studies	2022	2023	2024	Year to Year 23-24
8th	54	63	60	-3
US History	82	89	95	6

Science	2022	2023	2024	Year to Year 23-24
5th	77	79	60	-19
8th	63	75	66	-9
Biology	84	91	92	1

*2022 & 2023 data comes from TAPR. 2024 data comes from STAAR Summary Reports. EOC #'s are First-Time Test Testers.*

**B1**

**STAAR Performance Table for 2024  
ECISD, Region 3 and STATE**

<b>Tests</b>		<b>% Approaches and Above</b>	<b>District</b>	<b>% Approaches</b>	<b>District</b>	<b>% Meets</b>	<b>District</b>	<b>% Masters</b>	<b>District</b>
Reading Lang Arts (3-8; Eng I & II)	ECISD	73%	(1%)	24%	3%	34%	3%	15%	(7%)
	STATE	74%		21%		31%		22%	
Math (3-8; Alg)	ECISD	67%	(2%)	33%	5%	22%	(2%)	12%	(5%)
	STATE	69%		28%		24%		17%	
Science (5, 8, Biology)	ECISD	73%	1%	30%	0%	30%	3%	13%	(2%)
	STATE	72%		30%		27%		15%	
Social Studies (8, US History)	ECISD	78%	2%	33%	6%	26%	3%	19%	(7%)
	STATE	76%		27%		23%		26%	

*Local Data pulled from Cambium Centralized Reporting System (CRS). STATE scores pulled from TEA report June 2024.*

Cambium Reporting Time Period = July 1

B2

## STAAR Performance Table for 2024 Hutchins, Region 3 and STATE

Tests		% Approaches and Above	District vs State	% Approaches	District vs State	% Meets	District vs State	% Masters	District vs State
Reading Language Arts	Gr 3	63%	(12%)	30%	4%	25%	(3%)	8%	(13%)
	ESC	73%		32%		27%		14%	
	STATE	75%		26%		28%		21%	

Tests		% Approaches and Above	District vs State	% Approaches	District vs State	% Meets	District vs State	% Masters	District vs State
Math	Gr 3	62%	(7%)	32%	4%	23%	(3%)	7%	(8%)
	ESC	67%		32%		24%		11%	
	STATE	69%		28%		26%		15%	

**B3**

**STAAR Performance Table for 2024  
Northside, Region 3 and STATE**

Tests		% Approaches and Above	District vs State	% Approaches	District vs State	% Meets	District vs State	% Masters	District vs State
Reading Language Arts	Gr 4	75%	(7%)	34%	3%	27%	(1%)	14%	(9%)
	ESC	79%		34%		28%		17%	
	STATE	82%		31%		28%		23%	
	Gr 5	77%	(1%)	34%	10%	25%	0%	18%	(11%)
	ESC	76%		28%		25%		23%	
	STATE	78%		24%		25%		29%	

Tests		% Approaches and Above	District vs State	% Approaches	District vs State	% Meets	District vs State	% Masters	District vs State
Math	Gr 4	76%	8%	28%	5%	26%	2%	22%	1%
	ESC	71%		23%		24%		19%	
	STATE	68%		23%		24%		21%	
	Gr 5	86%	10%	29%	2%	32%	2%	25%	6%
	ESC	76%		29%		31%		16%	
	STATE	76%		27%		30%		19%	

Tests		% Approaches and Above	District vs State	% Approaches	District vs State	% Meets	District vs State	% Masters	District vs State
Science	Gr 5	62%	5%	27%	(4%)	20%	5%	15%	4%
	ESC	58%		31%		16%		11%	
	STATE	57%		31%		15%		11%	

B4

## STAAR Performance Table for 2024 ECMS, Region 3 and STATE

Tests		% Approaches and Above	District vs State	% Approaches	District vs State	% Meets	District vs State	% Masters	District vs State
Reading Language Arts	Gr 6	75%	0%	20%	0%	40%	10%	15%	(10%)
	ESC	72%		22%		30%		20%	
	STATE	75%		20%		30%		25%	
	Gr 7	78%	6%	22%	2%	27%	3%	29%	1%
	ESC	69%		22%		24%		23%	
	STATE	72%		20%		24%		28%	
	Gr 8	82%	4%	26%	2%	34%	8%	22%	(6%)
	ESC	76%		29%		26%		21%	
	STATE	78%		24%		26%		28%	

Tests		% Approaches and Above	District vs State	% Approaches	District vs State	% Meets	District vs State	% Masters	District vs State
Math	Gr 6	64%	(5%)	38%	6%	21%	(3%)	5%	(8%)
	ESC	63%		34%		21%		8%	
	STATE	69%		32%		24%		13%	
	Gr 7	57%	4%	25%	4%	22%	0%	10%	0%
	ESC	48%		22%		19%		7%	
	STATE	53%		21%		22%		10%	
	Gr 8	54%	(16%)	36%	6%	17%	(8%)	1%	(14%)
	ESC	69%		30%		28%		11%	
	STATE	70%		30%		25%		15%	
	Alg	99%	20%	6%	(28%)	24%	4%	69%	44%
	ESC	76%		40%		18%		18%	
	STATE	79%		34%		20%		25%	

**B5**

Tests		% Approaches and Above	District vs State	% Approaches	District vs State	% Meets	District vs State	% Masters	District vs State
Science	Gr 8	65%	(3%)	31%	5%	26%	0%	8%	(8%)
	ESC	62%		28%		24%		10%	
	STATE	68%		26%		26%		16%	

Tests		% Approaches and Above	District vs State	% Approaches	District vs State	% Meets	District vs State	% Masters	District vs State
Social Studies	Gr 8	59%	1%	30%	3%	17%	2%	12%	(4%)
	ESC	51%		26%		14%		11%	
	STATE	58%		27%		15%		16%	

B6

## STAAR Performance Table for 2024 ECHS, Region 3 and STATE

Tests		% Approaches and Above	District vs State	% Approaches	District vs State	% Meets	District vs State	% Masters	District vs State
English I	ECHS	75%	8%	9%	(4%)	47%	10%	19%	2%
	ESC	65%		15%		38%		12%	
	STATE	67%		13%		37%		17%	
English II	ECHS	84%	9%	19%	4%	56%	5%	9%	0%
	ESC	73%		18%		50%		5%	
	STATE	75%		15%		51%		9%	

Tests		% Approaches and Above	District vs State	% Approaches	District vs State	% Meets	District vs State	% Masters	District vs State
Algebra	ECHS	74%	(5%)	56%	22%	15%	(5%)	3%	(22%)
	ESC	76%		40%		18%		18%	
	STATE	79%		34%		20%		25%	

Tests		% Approaches and Above	District vs State	% Approaches	District vs State	% Meets	District vs State	% Masters	District vs State
Biology	ECHS	92%	1%	31%	(2%)	44%	5%	17%	(2%)
	ESC	89%		37%		39%		13%	
	STATE	91%		33%		39%		19%	

Tests		% Approaches and Above	District vs State	% Approaches	District vs State	% Meets	District vs State	% Masters	District vs State
US History	ECHS	95%	(0%)	32%	6%	37%	5%	26%	(11%)
	ESC	95%		31%		35%		29%	
	STATE	95%		26%		32%		37%	