Agenda of Regular Meeting

The Board of Trustees
El Campo Independent School District

A Regular Meeting of the Board of Trustees of El Campo Independent School District will be held December 15, 2020, beginning at 7:00 PM in the ECHS Auditorium, 600 West Norris, El Campo, Texas 77437.

The subjects to be discussed are as listed below.

1. Call to Order/Opening Prayer/Pledge of Allegiance

Notice: Pursuant to the Governor Abbott's Temporary Suspension of Open Meetings Laws issued on March 16, 2020, to advance the public health goal of limiting face to face meetings (also called "social distancing"), this meeting may be documented via telephone conference or videoconference, which will be audible to the Board and public and allow for two-way communication. The Board President, presiding officer or trustees may not be physically present at one location but a quorum will be required for the meeting on the videoconference or phone.

The public may access this meeting: See Meeting ID below and or Phone Number. An electronic copy of the agenda packet may be viewed at the following link **www.ecisd.org**. A recording of the meeting will be available for viewing on the District's website.

If you wish to address the Board of Trustees on an agenda or non-agenda topic for regular meetings or an agenda item the President or designee will call for public comments at the beginning of the meeting. All other public comment rules will be followed. After the close of public comment, the Board will proceed with the rest of the agenda that may be viewed or heard by the public online or on the phone.

A. meet.google.com/ipp-oogh-kwu
Phone Numbers: (US)+1 304-945-3640 PIN: 254 917 225#

2. Public Comment
3. Recognition
   A. STATE LDE FFA Teams:
   STATE CHAMPION Sr Skills team- Out of 296 teams- Anna Rod, Hailey Peters, Bridget Dorotik
   RESERVE CHAMPION Jr Skills team Out of 189 teams - Kinsley Cerny, Emily Glaze, and Sarah Spitzmiller
   4th Place Sr. Quiz Team out of 637 - Kennedy Klatt - RESERVE CHAMPION Individual, Madison Rose, Hannah Sutton, and Hailey Peters
   8th Place Ag Issues Team out of 142 teams - Carter Hlavinka, Sydney Blair, Emorie Dornak, Brianna Jensen, and Kolin Cerny.

B. Toya Mathews - Veteran's Day DVD

4. **Consent Agenda**
   - A. Governance
     - 1. Consider Approval of Minutes 4
       - a. November 17, 2020 6:45 p.m. Special - Public Hearing 5
       - b. November 17, 2020 Regular 7
   - B. Business and Support Services
     - 1. Review of Monthly Financial Report for November 2020 10
     - 2. Review of Checks Written for Month of November 2020 18
     - 3. Review of Quarterly Investment Report 38
     - 4. Approval of Contract Proposal submitted by Raba Kistner for Construction Materials Observation and Testing Services - El Campo ISD Weight Room Building Project 53
     - 5. Budget Amendment(s) 63
   - C. Personnel
   - D. Curriculum and Instruction
   - E. Students
5. **Presentation Items**
   - A. Governance
   - B. Business and Operations
   - C. Curriculum and Instruction
6. **Discussion and Action Items**
   - A. Curriculum and Instruction
   - B. Business and Operations
     - 1. Consideration of Change Order Possibilities with Polasek Construction to Address District Facility Needs
   - C. Governance
7. **Review Items**
   - A. Curriculum and Instruction
   - B. Business and Operations
   - C. Governance
8. **Closed Session:**
   - A. Texas Government Code § 551.074 (1) PERSONNEL MATTERS, to Deliberate the Appointment, Employment, Evaluation, Reassignment, Duties, Discipline, or Dismissal of a Public Officer or Employee
9. **Personnel**
   - A. Administrative Position Replacement Process
     - 1. Hutchins Assistant Principal
     - 2. Athletics
10. **Superintendent's Report**
    - A. Governance
    - B. Business and Support Services
    - C. Personnel
    - D. Curriculum and Instruction
    - E. Students
    - F. Community and Governmental Relations

11. Adjournment

If, during the course of the meeting, discussion of any item on the agenda should be held in a closed meeting, the Board will conduct a closed meeting in accordance with the Texas Open Meetings Act, Government Code, Chapter 551, Subchapters D and E. Before any closed meeting is convened, the presiding officer will publicly identify the section or sections of the Act authorizing the closed meeting. All final votes, actions, or decisions will be taken in open meeting.

The notice for this meeting was posted in compliance with the Texas Open Meeting Act on Friday, December 11, 2020 at 4:00 p.m.

_____

For the Board of Trustees

Action Required

Recommendation:	Minutes of Previous Meetings
Impact/Rationale:	
Program Description/Summary:	According to policy BE (LOCAL), BOARD MEETINGS, MINUTES, board action shall be carefully recorded by the secretary or clerk; when approved, and these minutes shall serve as the legal record of official Board actions. The written minutes of all meetings shall be approved by vote of the Board and signed by the President and the Secretary of the Board.
ECISD Board Policy	BE (LOCAL), BOARD MEETINGS
Effective Date	December 15, 2020
Previous Board Action	The Board approves minutes at each regular monthly meeting.
Future Action Expected	None.
Background Information and Significant Issues	
Attachments	November 17, 2020 – Special, Public Hearing November 17, 2020 - Regular
Submitted By	Vicky Limas, Administrative Assistant to the Superintendent
Recommended for Approval	Motion, second and majority vote to approve the minutes.
Bob Callaghan, Superintendent of Schools	I recommend you approve the minutes of previous meetings as part of the Consent Agenda.

Minutes of Public Hearing

The Board of Trustees
El Campo Independent School District

A Public Hearing of the Board of Trustees of El Campo Independent School District was held November 17, 2020, at 6:45 PM in the ECHS Auditorium, 600 West Norris, El Campo, Texas 77437.

Notice: Pursuant to the Governor Abbott's Temporary Suspension of Open Meetings Laws issued on March 16, 2020, to advance the public health goal of limiting face to face meetings (also called "social distancing"), this meeting may be documented via telephone conference or videoconference, which will be audible to the Board and public and allow for two-way communication. The Board President, presiding officer or trustees may not be physically present at one location but a quorum will be required for the meeting on the videoconference or phone.

The public may access this meeting: See Meeting ID below and or Phone Number. An electronic copy of the agenda packet may be viewed at the following link **www.ecisd.org**. A recording of the meeting will be available for viewing on the District's website.

If you wish to address the Board of Trustees on an agenda or non-agenda topic for regular meetings or an agenda item the President or designee will call for public comments at the beginning of the meeting. All other public comment rules will be followed. After the close of public comment, the Board will proceed with the rest of the agenda that may be viewed or heard by the public online or on the phone.

meet.google.com/ipp-oogh-kwu

Phone Numbers
(US)+1 304-945-3640
PIN: 254 917 225#

MEMBERS PRESENT: Anthony Dorotik, James Russell, Susan Nohavitza, David Vallejo, Ed Erwin

MEMBERS ABSENT: Dennis Rawlings, Greg Anderson

OTHERS PRESENT: Bob Callaghan, David Bright, Dolores Trevino, Alicia Stary, Vicky Limas, Kyle Poenitzsch, Turk Krenek, Chris Skinner, Demetric Wells, Samantha Wortham, Manna Trevino, Manny Trevino, Eve Trevino, Rebecca Crowell, Mauri Couey, Elizabeth Tupa

Board President, James Russell called the meeting to order at 6:44 p.m. James Russell gave the opening prayer followed by the Pledge of Allegiance. There was a quorum present.

Dennis Rawlings arrived at 6:46 p.m.

PUBLIC COMMENT: No Public Comment

DRAFT

PUBLIC HEARING

A. Public Hearing - The Board held a Public Meeting to Discuss the El Campo Independent School District 2018-19 Schools FIRST Rating which is based on an analysis of Staff and Student Data Reported for the 2018-2019 School Year, and Budgetary and Actual Financial Data for the Fiscal Year Ending August 31, 2019.

There being no further business, the meeting adjourned at 6:50 p.m.

_____

James Russell, President

_____

Greg Anderson, Secretary

DRAFT

Minutes of Regular Meeting

The Board of Trustees
El Campo Independent School District

A Regular Meeting of the Board of Trustees of El Campo Independent School District was held November 17, 2020, at 7:00 PM in the ECHS Auditorium, 600 West Norris, El Campo, Texas 77437.

Notice: Pursuant to the Governor Abbott's Temporary Suspension of Open Meetings Laws issued on March 16, 2020, to advance the public health goal of limiting face to face meetings (also called "social distancing"), this meeting may be documented via telephone conference or videoconference, which will be audible to the Board and public and allow for two-way communication. The Board President, presiding officer or trustees may not be physically present at one location but a quorum will be required for the meeting on the videoconference or phone.

The public may access this meeting: See Meeting ID below and or Phone Number. An electronic copy of the agenda packet may be viewed at the following link **www.ecisd.org**. A recording of the meeting will be available for viewing on the District's website.

If you wish to address the Board of Trustees on an agenda or non-agenda topic for regular meetings or an agenda item the President or designee will call for public comments at the beginning of the meeting. All other public comment rules will be followed. After the close of public comment, the Board will proceed with the rest of the agenda that may be viewed or heard by the public online or on the phone.

meet.google.com/ipp-oogh-kwu

Phone Numbers
(US)+1 304-945-3640
PIN: 254 917 225#

MEMBERS PRESENT: Anthony Dorotik, Dennis Rawlings, James Russell, Susan Nohavitza, David Vallejo, Ed Erwin

MEMBERS ABSENT: Greg Anderson

OTHERS PRESENT: Bob Callaghan, David Bright, Dolores Trevino, Alicia Stary, Vicky Limas, Kyle Poenitzsch, Turk Krenek, Chris Skinner, Demetric Wells, Samantha Wortham, Manna Trevino, Manny Trevino, Eve Trevino, Rebecca Crowell, Mauri Couey, Elizabeth Tupa

Board President, James Russell called the meeting to order at 7:00 p.m. James Russell gave the opening prayer followed by the Pledge of Allegiance. There was a quorum present.

Greg Anderson arrived at 7:05

PUBLIC COMMENT: No Public Comment.

DRAFT

RECOGNITION: National Merit Hispanic Scholar - Congratulations to Manna Trevino.

The NHRP-National Hispanic Recognition Program helps in identifying the academically talented Hispanic high school students. Every year nearly 250,000 Hispanic/Latino students take the PSAT/NMSQT out of which 7,000 students are recognized and are made eligible to apply for the program.

The NHRP is a part of the Collegeboard that identifies Hispanic high school students with excellent academic recognition who have taken the Preliminary SAT/ National Merit Scholarship Qualifying Test (PSAT/NMSQT) and the students share the information about their academic achievement with subscribing colleges and universities.

It recognizes only 5000 Hispanic/Latino juniors from nearly 400,000 juniors who take the PSAT.

CONSENT AGENDA: A motion was made by Susan Nohavitza and a second motion made by Greg Anderson to approve the consent agenda. Motion passed 7-0.

A. Governance
    1. Consider Approval of Minutes
        a. October 27, 2020 - Regular
B. Business and Support Services
    1. Review of Monthly Financial Report for Month of October 2020.
    2. Review of Checks Written for the Month of October 2020.
    3. Resolution to Commit Fund Balance.
    4. SZH Invoices
C. Personnel
D. Curriculum and Instruction
    1. New Course Offerings for the 2021-2022 School Year
E. Students

PRESENTATION ITEMS

A. Governance
B. Business and Operations
C. Curriculum and Instruction

DISCUSSION AND ACTION ITEMS

A. Curriculum and Instruction
    1. District & Campus Goals & Objectives

A motion was made by Greg Anderson and a second by Dennis Rawlings to approve the District and Campus Goals and Performance Objectives. Motion passed 7-0.

B. Business and Operations
C. Governance

DRAFT

REVIEW ITEMS

A. Curriculum and Instruction
B. Business and Operations
C. Governance

CLOSED SESSION: Texas Government Code § 551.074 (1) PERSONNEL MATTERS, to Deliberate the Appointment, Employment, Evaluation, Reassignment, Duties, Discipline, or Dismissal of a Public Officer or Employee.

The President of the Board called for an Executive Session in accordance with Texas Government code § 551.074 (1) PERSONNEL MATTERS to Deliberate the Appointment, Employment, Evaluation, Reassignment, Duties, Discipline, or Dismissal of a Public Officer or Employee. The Board entered Closed Session at 7:12 p.m. and reconvened in Open Session at 7:48 p.m.

PERSONNEL: A motion was made by Ed Erwin and a second by Dennis Rawlings to accept the Superintendents personnel recommendation. Motion passed 7-0.

- **Middle School Principal - Kyle Poenitzsch**

SUPERINTENDENT'S REPORT

A. Governance
    1. Monthly SRO Report
    2. Filling A Vacancy
B. Business and Support Services
    1. Facilities
        a. Flag Pole
        b. Northside Special Ed Classroom
        c. Groundbreaking – Ricebird Weightroom -Wednesday, November 18,2020, 4:00 P.M.
    2. Transportation - Road Closures
C. Personnel
D. Curriculum and Instruction
    1. DWEIC
    2. Calendar Committee
    3. Attestation for Terminating Remote Learning for Individual Students
F. Students
G. Community and Governmental Relations

There being no further business, the meeting adjourned at 8:19 p.m.

_____
James Russell, President

_____
Greg Anderson, Secretary

DRAFT

Information Only

Consent Agenda Item: 4.B.1
Meeting Date: December 15, 2020
Submitted By: David Bright, Assistant Supt. for Finance & Operations

Business and Support Services	Review of Monthly Financial Reports for Month of November 2020.
Summary	Although there is no statutory or policy requirement for the Board to do so, reviewing the Monthly Financial Report is a good practice for the Board to follow in overseeing the management of the District. The report provides the Board with a current comparison of actual revenue and expenditures to the budget adopted for the General Fund. The Tax Collections Report provides the Board with the District's current tax collections for the fiscal year. The Cash Flow Report provides the Board with both a historical and current perspective of the District's monthly cash flow.
ECISD Board Policy	None.
Effective Date	November 30, 2020
Previous Board Action	Approval of 2020-2021 General Operating Budget on August 25, 2020.
Future Action Expected	The Board will review the monthly financial statements at each regular monthly board meeting.
Background Information and Significant Issues	The unaudited fund balance in the General Fund (Fund 199 only) on August 31, 2020 was $9,572,851, which is 27.87% of the approved General Fund operating expenditures (as defined in the AEIS Report) of $34,346,040. Fund balance designated for replacement of artificial turf at Ricebird Stadium is $200,000, leaving an undesignated fund balance of $9,372,851; or 27.29% of the approved General Fund operating expenditures (as defined in the AEIS Report).

Fiscal Impact None.

Student and Public Benefit Closely monitoring actual revenue and expenditures as compared to the adopted budget each month helps to ensure the efficient use of public funds.

Procedural and Reporting Implications None.

Public Comments None.

Alternatives None.

Other Comments and Related Issues

Financial Report. In the General Operating Fund, we have received 31.84% of our amended revenue projections; and expended 26.26% of our amended expenditure estimates.

Compared to the same time last year, our revenue increased by $741,205 and our expenditures increased by $88,458.

	2016-2017		2017-2018		2018-2019		2019-2020		2020-2021	
	Rev	Exp	Rev	Exp	Rev	Exp	Rev	Exp	Rev	Exp
Sep	9.52%	12.19%	10.17%	12.97%	10.71%	11.82%	11.48%	12.51%	13.32%	12.08%
Oct	17.85%	20.11%	19.45%	20.95%	20.45%	18.94%	21.76%	19.51%	23.50%	19.26%
Nov	27.59%	28.12%	28.89%	27.56%	31.14%	27.01%	30.13%	26.27%	31.84%	26.26%
Dec	41.32%	34.35%	41.90%	33.49%	44.04%	33.33%	43.81%	33.89%		
Jan	58.41%	41.42%	59.09%	40.75%	62.84%	39.50%	59.77%	40.59%		
Feb	65.27%	50.86%	65.17%	48.31%	68.87%	48.64%	66.22%	49.16%		
Mar	67.46%	57.88%	67.29%	54.67%	71.28%	56.61%	68.06%	55.71%		
Apr	72.39%	65.38%	72.22%	61.22%	76.61%	63.10%	72.80%	62.19%		
May	76.21%	72.04%	76.12%	68.27%	80.77%	69.97%	76.68%	68.65%		
Jun	81.90%	78.37%	81.98%	74.00%	88.34%	76.32%	82.62%	75.67%		
Jul	84.87%	81.71%	88.73%	80.73%	95.33%	83.60%	86.83%	79.07%		
Aug	100.85%	97.42%	100.85%	97.42%	100.78%	99.12%	97.75%	95.66%		

Tax Collection Report. Our 2020-21 beginning tax levy of $15,263,761 has been adjusted by -$1,631 giving us a new adjusted levy of $15,262,130 and we have currently collected $1,401,056 which amounts to 9.18% of the adjusted levy. This leaves an uncollected balance of $13,861,075.

Delinquent collections YTD are $71,393 plus $25,866 in penalty and interest.

	2015-2016	2016-2017	2017-2018	2018-2019	2019-2020	2020-2021

Oct	0.00%	0.12%	0.28%	0.23%	0.17%	1.93%
Nov	1.76%	8.01%	8.48%	12.27%	7.10%	9.18%
Dec	38.01%	38.96%	38.26%	39.13%	39.24%	
Jan	81.34%	78.42%	79.61%	81.05%	78.42%	
Feb	94.03%	91.96%	92.41%	92.28%	92.22%	
Mar	95.25%	93.39%	93.94%	93.90%	93.97%	
Apr	95.99%	94.03%	94.97%	95.03%	94.58%	
May	96.69%	95.38%	96.06%	96.21%	95.55%	
Jun	97.59%	96.01%	96.62%	96.71%	96.27%	
Jul	98.00%	96.53%	97.23%	97.30%	97.11%	
Aug	98.06%	96.79%	97.49%	97.53%	97.48%	
Sep	98.13%	96.98%	97.60%	97.73%	97.61%	

Cash Flow Report. The following spreadsheet shows the actual cash flow compared to the projected (historical) cash flow for the month.

	Month			Year-to-Date		
Fiscal Year	**2019-2020**	**2020-2021**	**Difference**	**2019-2020**	**2020-2021**	**Difference**
Revenue	$3,337,800	$3,323,606	($14,194)	$11,950,894	$12,692,099	$741,205
Expenditures	$2,731,167	$2,815,569	$84,402	$7,368,289	$7,576,437	$208,148
Balance	$606,633	$508,037	($98,596)	$4,582,605	$5,115,662	$533,057

Attachments

- Monthly Financial Report – as of November 31, 2020
- Tax Collection Recap 2020-2021
- Cash Flow Report 2020-2021

Submitted by: David Bright, Assistant Superintendent of Finance and Operations

Recommendation: This is an information report only.

Bob Callaghan, Superintendent of Schools

199	GENERAL FUND	Actual Sep-20	Actual Oct-20	Actual Nov-19	Actual Nov-20	Actual Dec-19	Actual Jan-20	Actual Feb-20	Actual Mar-20	Actual Apr-20	Actual May-20	Actual Jun-20	Actual Jul-20	Actual Aug-20	2019-20 Totals
	REVENUE:														
5700	**Local Revenue:**														
5711	Taxes Current Year	18,257	275,814	987,432	1,036,059	4,575,528	5,574,034	1,962,144	237,475	84,500	140,510	102,371	118,020	48,561	13,881,368
5712	Taxes Prior Years	14,027	20,884	13,043	47,372	8,511	22,632	19,532	29,018	14,026	22,834	15,103	23,700	18,868	222,315
5717	Excess Tax Proceeds	0	0	783	0	0		32,827	0	0	0	0	0	0	33,609
5719	Pen, Int, & Other	11,353	7,847	8,107	16,896	11,307	12,288	25,978	34,407	13,464	22,237	20,991	27,304	15,997	210,127
5730	Tuition and Fees	3,960	3,840	6,040	2,920	5,160	5,660	5,860	5,080	-320	0	0	2,745	-900	40,305
5740	Other Local Sources	10,059	13,268	16,761	15,190	102,097	22,220	22,194	18,143	13,237	131,064	28,102	49,616	103,303	548,442
5750	Co/Curr Activities	31,839	32,507	14,261	17,906	1,827	9,093	5,102	653	1,396	0	0	0	3,897	87,078
5760	Other Sources	0	0	0	0	0	0	0	0	0	0	0	0	0	0
	Total Local Rev:	89,494	354,159	1,046,427	1,136,343	4,704,429	5,645,927	2,073,636	324,775	126,303	316,645	166,568	221,385	189,726	15,023,243
5800	**State Revenue:**														
5811	Available School Fund	52,687	106,663	52,266	152,215	101,883	30,415	30,415	53,272	52,936	103,861	103,861	145,353	263,143	1,075,227
5812	Foundation Entitlement	3,870,873	3,170,245	1,814,994	1,667,494	0	0	0	0	1,402,307	908,887	1,821,751	2,242,394	1,526,267	17,383,994
5812	Founda Ent-Prior Yr	1,109,607	0	0	0	0	0	0	0	0	0	0	30,450	730,293	760,743
5819	Foundation Rev-Other	0	0	0	0	0	0	0	0	0	0	0	0	0	38,957
5820	Misc State Program Rev	0	0	0	0	0	0	0	11,714	0	0	0	0	17,553	29,267
5830	TRS On-Behalf	151,479	131,129	129,667	134,704	135,583	134,214	135,290	134,016	133,524	137,032	138,778	131,743	301,308	1,771,898
	Total State Rev:	5,184,646	3,408,037	1,996,927	1,954,413	237,466	164,629	165,705	199,002	1,588,767	1,149,780	2,064,390	2,549,940	2,838,564	21,060,086
5900	**Federal Revenue:**														
5930	Federal	3,224	127,125	4,933	9,008	54,116	39,964	1,658	0	78,171	2,664	24,356	8,419	40,599	257,133
	Total Federal Rev:	3,224	127,125	4,933	9,008	54,116	39,964	1,658	0	78,171	2,664	24,356	8,419	40,599	257,133
7900	**Other Res/Non-Oper**														
	Other Res/Non-Oper	0	0	0	0	0	0	0	0	0	0	59,578	0	0	59,578
	Total Other Res:	0	0	0	0	0	0	0	0	0	0	59,578	0	0	59,578
	Total Revenue:	5,277,364	3,889,321	3,048,287	3,099,764	4,996,012	5,850,520	2,241,000	523,777	1,793,241	1,469,089	2,314,892	2,779,744	3,068,889	36,400,040
	EXPENDITURES:														
6000	**Expenditures:**														
6100	Payroll Costs	842,110	2,068,494	2,072,958	2,113,336	2,087,954	2,050,398	2,070,231	2,069,038	2,004,066	2,046,949	2,082,049	1,979,181	3,450,341	24,692,629
6200	Contracted Services	355,453	302,267	337,321	305,499	439,506	185,179	585,276	204,796	295,574	329,825	337,007	262,855	543,781	4,148,501
6300	Supplies & Materials	82,074	206,148	85,848	58,749	118,115	189,032	185,979	109,645	125,534	133,668	84,518	111,075	371,471	2,001,575
6400	Other Operating	616,981	20,382	36,816	216,031	200,448	38,341	212,744	12,404	6,470	186,717	48,784	231,665	71,892	1,495,390
6500	Debt Services	750	0	0	0	0	0	198,075	0	0	0	0	0	25,950	224,775
6600	Capital Outlay	47,450	0	0	45,987	7,863	11,937	87,710	510,795	0	43,545	0	174,129	709,850	1,597,779
8900	Other Uses/Non Operating	0	0	0	0	0	0	0	0	0	0	0	0	1,316,506	1,316,506
	Total Expenditures:	1,944,817	2,597,290	2,532,943	2,739,602	2,853,886	2,474,889	3,340,015	2,906,677	2,431,644	2,740,703	2,552,359	2,758,905	6,489,791	35,477,155
	ENDING BALANCE	3,332,547	1,292,031	515,344	360,162	2,142,126	3,375,631	-1,099,016	-2,382,900	-638,403	-1,271,614	-237,466	20,839	-3,420,902	
	GF FB as of 8/31/20	9,572,850													
		12,905,397	14,197,428	13,084,554	14,557,590	16,699,716	20,075,347	18,976,332	16,593,432	15,955,029	14,683,415	14,445,948	14,466,788	11,045,886	

240	FOOD SERVICE	Actual Sep-20	Actual Oct-20	Actual Nov-19	Actual Nov-20	Actual Dec-19	Actual Jan-20	Actual Feb-20	Actual Mar-20	Actual Apr-20	Actual May-20	Actual Jun-20	Actual Jul-20	Actual Aug-20	2019-20 Totals
	REVENUE:														
5700	**Local Revenue:**														
5740	Earnings from Temp Dep	0	0	1,400	605	0	0	1,606	0	0	1,740	0	0	968	5,714
															0
5750	Lunch	13,258	17,354	29,347	7,339	24,979	32,101	35,921	10,557	-98	1	0	0	6,332	214,490
5750	Breakfast	867	1,050	2,029	590	1,759	2,421	2,531	600	0	0	0	0	318	15,779
5750	A La Carte	3,035	3,674	7,103	2,066	6,157	8,474	8,858	2,100	0	0	0	0	1,114	53,727
5750	Catering/Vending	1,106	1,492	0	668	265	1,276	130	5,156	490	0	0	808	2,012	12,972
5750	Summer Food Service	0	0	0	0	0	0	0	0	0	0	808	-782	0	26
	Total Local Ren:	18,266	23,570	39,878	11,269	33,160	44,272	49,046	18,412	392	1,741	808	26	10,744	302,708
5800	**State Revenue**														
5829	Misc St Program Rev.	0	0	0	0	0	0	0	0	9,461	0	0	0	0	9,461
5831	TRS On-Behalf Benefit	0	0	0	0	0	0	0	0	0	0	0	0	0	0
	Total State Rev:	0	0	0	0	0	0	0	0	9,461	0	0	0	0	9,461
5900	**Federal Revenue**														
5921	School Breakfast	0	33,147	41,471	35,397	31,817	27,526	31,728	33,584	16,567	15,132	0	0	11,956	248,652
5922	National School Lunch	0	81,459	142,284	92,235	103,747	91,847	117,413	124,040	42,635	24,073	0	0	32,559	807,575
5923	USDA Donated Com	11,483	11,483	11,073	11,483	11,073	11,073	11,073	11,073	11,073	11,073	11,073	11,073	20,880	142,684
5929	Fed Rev TEA-Sum Feed	0	0	0	0	0	0	0	0	0	0	21,962	12,426	8,837	43,225
	Total Federal Rev:	11,483	126,089	194,828	139,115	146,637	130,446	160,214	168,697	70,275	50,278	33,035	23,499	74,232	1,242,137
7900	**Other Res/Non-Oper:**														
7940	Other Res/Non-Oper	0	0	0	0	0	0	0	0	0	0	0	0	0	0
	Total Other Res:	0	0	0	0	0	0	0	0	0	0	0	0	0	0
	Total Revenue:	29,749	149,659	234,706	150,384	179,797	174,719	209,260	187,109	80,127	52,019	33,844	23,525	84,977	1,554,305
	EXPENDITURES:														
6000	**Expenditures:**														
6100	Payroll & Benefits	19,385	63,017	61,755	62,996	61,735	60,685	61,726	61,687	57,579	63,094	56,207	68,259	106,244	729,446
6200	Contracted Services	510	110,773	124,294	529	115,217	89,692	56,713	3,853	197,312	13,208	16,088	14,594	45,493	824,016
6300	Supplies & Materials	11,824	13,366	11,425	11,505	11,227	11,093	11,087	11,082	11,088	13,517	11,086	73,268	28,962	216,760
6400	Other Operating	-864	0	0	187	167	0	93	0	92	0	0	0	0	430
6600	Capital Outlay	0	0	0	0	0		0	0	0	0	0	0	0	0
	Total Expenditures:	30,855	187,156	197,474	75,217	188,346	161,469	129,620	76,622	266,071	89,819	83,381	156,121	180,699	1,770,652
	ENDING BALANCE	-1,106	-38,602	90,424	36,565	28,016	41,266	120,906	231,393	45,450	7,650	-41,887	-174,483	-270,206	

511	DEBT SERVICE	Actual Sep-20	Actual Oct-20	Actual Nov-19	Actual Nov-20	Actual Dec-19	Actual Jan-20	Actual Feb-20	Actual Mar-20	Actual Apr-20	Actual May-20	Actual Jun-20	Actual Jul-20	Actual Aug-20	2019-20 Totals
	REVENUE:														
5700	**Local Revenue:**														
5711	Taxes Current Year	991	18,750	53,605	70,433	248,391	302,596	106,519	12,892	4,587	7,628	5,557	6,407	2,636	752,995
5712	Taxes Prior Years	657	949	633	2,188	319	877	700	1,701	965	913	666	933	726	9,277
5719	Pen, Int, & Other	652	345	391	778	143	297	1,145	2,228	758	1,149	1,146	1,371	796	10,295
5742	Earnings Fm Temp Dep	26	29	178	59	279	524	500	428	385	391	388	415	197	4,074
	Total Local Rev:	2,326	20,073	54,807	73,458	249,132	304,294	108,863	17,249	6,695	10,081	7,757	9,126	4,355	776,642
5800	**State Revenue:**														
5829	St Rev Dist By TEA	0	0	0	0	0	0	0	0	0	8,660	0	0	0	8,660
	Total State Rev:	0	0	0	0	0	0	0	0	0	8,660	0	0	0	8,660
7900	**Other Res/Non-Oper:**														
7911	Issuance of Bonds	0	0	0	0	0	0	0	0	0	0	0	0	0	0
7916	Issuance of Bonds	0	0	0	0	0	0	0	0	0	0	0	0	0	0
7915	Operating Transfers			0		0	0	0	0	0	0	0	0	1,316,506	1,316,506
	Total Other Res:	0	0	0	0	0	0	0	0	0	0	0	0	1,316,506	1,316,506
	Total Revenue:	2,326	20,073	54,807	73,458	249,132	304,294	108,863	17,249	6,695	18,741	7,757	9,126	1,320,861	2,101,808
	EXPENDITURES:														
6000	**Expenditures:**														
6500	Debt Service														
6511	Bond Principal	0	0	0	0	0	0	0	0	0	0	0	0	1,330,000	1,330,000
6521	Interest on Bonds	0	0	0	0	0	0	403,717		0	0	0	0	403,717	807,434
6599	Other Debt Fees	750		750	750	0	22,782	1,000	450	0	0	0	0	0	25,732
8949	Other Uses-Bond Escrow	0	0	0	0	0	0	0	0	0	0	0	0	0	0
	Total Expenditures:	750	0	750	750	0	22,782	404,717	450	0	0	0	0	1,733,717	2,163,166
	ENDING BALANCE	1,576	21,649	57,590	94,357	343,489	625,001	329,147	345,946	352,641	371,382	379,139	388,265	-24,591	
	Total Approved Budget 199, 240, 511														
	TOTAL REVENUE	5,309,439	4,059,054	3,337,800	3,323,606	5,424,941	6,329,533	2,559,123	728,135	1,880,063	1,539,849	2,356,493	2,812,396	4,474,727	40,056,154
	TOTAL EXP	1,976,422	2,784,446	2,731,167	2,815,569	3,042,232	2,659,140	3,874,352	2,983,749	2,697,715	2,830,522	2,635,740	2,915,026	8,404,207	39,410,972
	ENDING BALANCE	3,333,017	4,607,625	4,582,604	5,115,662	7,498,371	11,168,764	9,853,535	7,597,921	6,780,269	5,489,596	5,210,349	5,107,719	1,178,239	

EL CAMPO INDEPENDENT SCHOOL DISTRICT
MONTHLY FINANCIAL REPORT
December 15, 2020

Comparison of Revenue and Expenditures
to the Budget for the General Operating, Food Service & Debt Service Fund
9-1-20 to 11-30-20

ESTIMATED REVENUE:

	Original Budget	Amended Budget	Revenue Realized	Revenue Balance
Local:	$16,057,139	$16,057,139	$1,728,959	($14,328,180)
State:	$21,811,927	$21,831,927	$10,547,097	($11,284,830)
Federal:	$1,977,166	$1,977,166	$416,043	($1,561,123)
Other Resources:	$0	$0	$0	$0
Total:	$39,846,232	$39,866,232	$12,692,099	($27,174,133)

ESTIMATE EXPENDITURES:

Original Budget	Amended Budget	Expended	Outstanding Encumbrances	Expenditures Year to Date	Balance for Year
$39,513,100	$39,633,100	$7,576,436	$2,829,690	$10,406,127	$29,226,973

COMPARISONS TO NOVEMBER 30 OF PRIOR YEAR:

	2019-2020	2020-2021	Increase/ Decrease
Revenues:	$11,950,894	$12,692,099	$741,205
Expenditures:	$10,317,669	$10,406,127	$88,458
Cash Position:	$14,231,790	$14,317,432	$85,642
PRIOR MONTH CASH POSITION as of 10/31/20:		$14,317,273	

GENERAL FUND - FUND BALANCE	GENERAL OPERATING	FUND BALANCE	% of OPERATING	
GENERAL FUND - FUND BALANCE as of 8-31-17:	$28,363,926	$7,424,287	26.18%	
GENERAL FUND - FUND BALANCE as of 8-31-18:	$29,567,038	$8,434,939	28.53%	
GENERAL FUND - FUND BALANCE as of 8-31-19:	$33,584,123	$8,649,964	25.76%	
GENERAL FUND - FUND BALANCE as of 8-31-20:	$34,346,040	$9,572,850	27.87%	unaudited

BUDGET AMENDMENTS:

Additional funds for COVID 19 response	$90,000
Additional funds needed to purchase SRO vehicles	$10,000

NOTE: Cash Position includes Local, State, and Federal Funds. Does not include Capital Projects.

TAX COLLECTION RECAP
2020-21

Reporting Period	Beginning Levy	Adjustments	Adjusted Levy	Current Tax Year Collections	% Collected	% Collected Prior Year	Delinquent Collections	Penalty & Interest	Total Collections	Current Tax Year Uncollected
Monthly Recap										
Oct-20	$15,263,761	$2,117	$15,265,878	$294,564	1.93%	0.17%	$21,833	$8,192	$324,589	
Nov-20	$15,263,761	-$1,631	$15,262,130	$1,106,492	7.25%	6.93%	$49,560	$17,674	$1,173,726	
Year To Date				**$1,401,056**	**9.18%**	**7.10%**	**$71,393**	**$25,866**	**$1,498,315**	**$13,861,075**

Information Only

Consent Agenda Item: 4.B.2
Meeting Date: December 15, 2020
Submitted By: David Bright, Assistant Superintendent for Finance and Operations

Business and Support Services	Review of Checks Written – November 2020
Summary	Although there is no statutory or policy requirement for the Board to review the bills paid during the previous month, a monthly review providing the Board an opportunity to ask questions regarding specific expenditures is a good practice for the Board to follow in overseeing the management of the District. It is very helpful to the administration and helps in conducting an effective board meeting if questions are identified and asked prior to the meeting. These bills have already been paid, and were previously authorized by the Board when you adopted the 2019-2020 General Operating Budget.
ECISD Board Policy	None.
Effective Date	November 30, 2020
Previous Board Action	Approval of 2020-2021 General Operating Budget on August 25, 2020 authorizing the expenditure of funds.
Future Action Expected	The Board will review the checks written for the previous month prior to each regular monthly board meeting.
Background Information and Significant Issues	None.

Fiscal Impact Historical comparison of monthly check totals:

	2016-2017	2017-2018	2018-2019	2019-2020	2020-2021
September	$1,033,938.71	$1,031,015.79	$1,052,671.02	$1,252,160.22	$1,430,733.77
October	$612,795.03	$615,403.39	$865,293.51	$1,056,049.90	$808,284.18
November	$1,169,787.64	$1,041,346.73	$1,015,743.04	$664,161.80	$480,899.81
December	$664,688.91	$862,671.89	$617,427.10	$1,046,214.62	
January	$1,090,651.74	$887,610.54	$847,546.49	$641,404.47	
February	$1,064,617.04	$717,930.31	$845,469.44	$1,065,827.01	
March	$713,711.66	$606,138.91	$835,179.38	$894,418.57	
April	$801,504.57	$911,663.00	$798,454.62	$799,043.32	
May	$845,031.62	$795,284.57	$730,489.82	$705,674.91	
June	$741,139.54	$775,625.86	$791,598.44	$569,718.88	
July	$1,045,946.97	$433,133.73	$1,007,717.35	$724,540.33	
August	$936,491.89	$1,277,244.77	$1,076,206.11	$2,162,210.77	
Total	**$10,720,305.32**	**$9,955,069.49**	**$10,483,796.32**	**$11,581,424.80**	**$2,719,917.76**

Student and Public Benefit Close monitoring of monthly bills paid and monthly cash flow helps to ensure the efficient use of public funds.

Procedural and Reporting Implications None.

Public Comments None.

Alternatives None.

Other Comments and Related Issues None.

Attachments List of checks written during the month are available in electronic format and were emailed to each member of the Board.

Submitted By David Bright, Assistant Superintendent of Finance and Operations

Action Required No action required. This is an information report only.

Recommendation Information only.

Bob Callaghan, Superintendent of Schools

For the Month of November

Check Nbr	Trans Date	Payee	PO Nbr	Invoice Nbr	Fnd-Fnc-Obj.So-Org-Prog	Reason	Amount	EFT
		AMAZON CAPITAL	006856	1YKKCPDYY7LL	199-11-6399.00-041-111000	ADDRESS LABELS	59.94	N
			006856	1YKKCPDYY7LL	199-11-6399.00-041-111000	REVERSAL	-59.94	N
						Totals for Vendor 06067	**.00**	
		BRP SERVICES, LLC	000011	VAR FB MEALS	199-36-6411.94-001-191000	FOOTBALL MEALS	125.20	N
			000011	VAR FB MEALS	199-36-6412.94-001-191000	FOOTBALL MEALS	660.00	N
		BRP SERVICES, LLC	000011	VAR FB MEALS	199-36-6411.94-001-191000	REVERSAL	-125.20	N
			000011	VAR FB MEALS	199-36-6412.94-001-191000	REVERSAL	-660.00	N
						Totals for Vendor 07611	**.00**	
		ENTERPRISE FM TRUST	006466	FBN4080233	199-51-6269.00-999-199W00	DIST RENTAL VEHICLE FLEET	507.66	N
			006466	FBN4080233	199-51-6269.00-999-199W00	REVERSAL	-507.66	N
						Totals for Vendor 09168	**.00**	
		H.E. BUTT GROCERY	006356		199-11-6399.21-041-111000	SCIENCE SUPPLIES	35.82	N
			006356		199-11-6399.21-041-111000	REVERSAL	-35.82	N
			006459		199-11-6399.71-001-122000	AG LAB SUPPLIES	35.82	N
			006459		199-11-6399.71-001-122000	REVERSAL	-35.82	N
						Totals for Vendor 00213	**.00**	
		IBCCES	110501	10397	313-11-6495.00-751-023000	CAS RENEWAL FEE-C PRIESMEY	195.00	N
			110501	10397	313-11-6495.00-751-023000	REVERSAL	-195.00	N
						Totals for Vendor 08451	**.00**	
		MCCOY'S BUILDING SUP	006328	INV001909613	199-51-6316.00-999-199000	CARPENTER-CAMPUS PROJECT	84.72	N
		MCCOY'S BUILDING SUP	006328	INV001909613	199-51-6316.00-999-199000	REVERSAL	-84.72	N
						Totals for Vendor 00406	**.00**	
		AM EXP/QUILL	006522	10718576	199-11-6399.00-102-111000	INSTRUCTIONAL OFFICE SUPPLI	33.99	N
			006522	10718576	199-11-6399.00-102-111000	REVERSAL	-33.99	N
						Totals for Vendor 00748	**.00**	
067112	11-30-2020	EL CAMPO I.S.D.	DEDCH		863-00-2159.00-322-100000	NOV DED MISCELLANEOUS DED	1,140.00	N
067113	11-30-2020	TEXAS TEACHERS ALTE	DEDCH		863-00-2159.00-306-100000	NOV DED MISCELLANEOUS DED	435.00	N
067114	11-30-2020	TEXAS STATE TEACHER	DEDCH		863-00-2159.00-005-100000	NOV DED TSTA DUES	320.00	N
067115	11-30-2020	ASSOC OF TX PROF ED	DEDCH		863-00-2159.00-006-100000	NOV DED TSTA DUES	940.00	N
067116	11-30-2020	SOUTHERN FARM BURE	DEDCH		863-00-2153.00-036-100000	NOV DED LIFE INSURANCE	516.78	N
067117	11-30-2020	TX CLASSROOM TEACH	DEDCH		863-00-2159.00-043-100000	NOV DED TSTA DUES	469.08	N
087319	11-02-2020	AQUA BEVERAGE CO/O	006469	105334	199-21-6269.00-999-199000	ADMINISTRATION EXP	10.50	N
			006469	103625	199-21-6499.00-999-199000	ADMINISTRATION EXP	51.92	N
			006337	105097	199-34-6269.00-999-199000	TRANS WATER COOLER RENTAL/	9.99	N
			006337	103650	199-34-6499.00-999-199000	TRANS WATER COOLER RENTAL/	44.93	N
			006469	104861	199-41-6269.00-750-199000	ADMINISTRATION EXP	9.99	N
			006469	103615	199-41-6499.00-720-199000	ADMINISTRATION EXP	18.49	N
						Totals for Check 087319	**145.82**	
087320	11-02-2020	GRACE UTLEY, TAC	006656	1059810	199-34-6299.00-999-199000	REGISTRATION RENEWALS	7.50	N
			006654	1048023	199-34-6299.00-999-199000	REGISTRATION RENEWALS	7.50	N
						Totals for Check 087320	**15.00**	

For the Month of November

Check Nbr	Check Date	Payee	PO Nbr	Invoice Nbr	Fnd-Fnc-Obj.So-Org-Prog	Reason	Amount	EFT
087321	11-02-2020	MCCOY'S BUILDING SUP	006731	9679323	199-23-6399.70-001-122000	CATE SUPPLIES ADMIN	174.49	N
087322	11-02-2020	HOLLY MOLINA	000011	EC VS NEED	199-00-1108.00-000-100000	VARSITY FOOTBALL TICKET CAS	200.00	N
087323	11-02-2020	O'REILLY AUTO PARTS	006342	0471-298126	199-34-6399.01-999-199000	SHOP SUPPLIES-TRANSPORTATI	212.97	N
087324	11-02-2020	RICE FARMERS CO-OP, I	006918	2-186646	199-34-6399.03-999-199000	TIRE REPAIR	18.00	N
087325	11-02-2020	UNITED AGRICULTURAL	006914	292869	199-34-6399.01-999-199000	SHOP SUPPLIES-TRANSPORTATI	363.08	N
			006914	292910	199-34-6399.01-999-199000	SHOP SUPPLIES-TRANSPORTATI	19.29	N
						Totals for Check 087325	**382.37**	
087326	11-05-2020	AMAZON CAPITAL	006856	1YKKCPDYY7LL	199-11-6399.00-041-111000	ADDRESS LABELS	59.94	N
			006858	1YTGX1CDQQD	199-11-6399.00-041-111000	PEIMS SUPPLIES	334.54	N
			006847	1G3HVNTTWGC	199-11-6399.19-001-111000	SUPPLIES-MATH	302.61	N
			006847	13QMG9P1P4NV	199-11-6399.19-001-111000	SUPPLIES-MATH	77.76	N
			006841	1YTGX1CDWGY	199-11-6399.19-041-111000	MATH SUPPLIES	169.82	N
			006846	1MHHGH6GVN4	199-11-6399.19-041-111000	MATH SUPPLIES	169.82	N
			006925	143VHTHTGJKK	199-11-6399.21-001-111000	SUPPLIES-SCIENCE	29.00	N
			006848	119HHKP76PTR	199-11-6399.21-041-111000	SOCIAL STUDIES SUPPLIES	162.92	N
			006857	1K7VDPQVM7R	199-11-6399.23-041-111000	PE SUPPLIES	415.88	N
			006878	1FDXTGFT9KV4	199-11-6399.80-001-122000	HORTICULTURE SUPPLIES	116.99	N
			006910	143VHTHT7QWX	199-12-6329.00-001-111000	LIBRARY BOOKS-ECHS	74.93	N
			006892	1MYDVQMJV9Y	199-31-6399.00-001-199000	SUPPLIES-GUIDANCE	43.02	N
			006892	1RJV71YFJQ9V	199-31-6399.00-001-199000	SUPPLIES-GUIDANCE	59.19	N
						Totals for Check 087326	**2,016.42**	
087327	11-05-2020	CENTERPOINT ENERGY	006479	DIST OCT	199-51-6258.00-999-199000	DISTRICT NATURAL GAS EXPENS	2,004.88	N
087328	11-05-2020	UNIVERSITY OF TEXAS	004583	5928	199-11-6399.19-001-111000	MATH SUPLIES	286.20	N
087329	11-05-2020	CITY OF EL CAMPO	000011	SRO-PFEIL, J	199-52-6299.01-001-199W00	SRO HIGH SCHOOL WAGES	7,011.23	N
			000011	SRO-MATULA, K	199-52-6299.01-041-199W00	SRO MIDDLE SCHOOL WAGES	6,027.62	N
						Totals for Check 087329	**13,038.85**	
087330	11-05-2020	CITY OF EL CAMPO UTIL	006480	OCT 2020	199-51-6255.00-999-199000	DISTRICT CITY UTILITIES EXPEN	14,520.73	N
087331	11-05-2020	COMMUNITIES IN SCHO	006489	1381	199-11-6291.00-041-124000	CIS PROGRAM	1,800.00	N
087332	11-05-2020	CONTRACT PAPER GRO	006787	43008027201	199-11-6399.00-103-111000	COPY PAPER	1,118.00	N
			006785	43008027301	199-11-6399.00-107-111000	COPY PAPER	1,118.00	N
						Totals for Check 087332	**2,236.00**	
087333	11-05-2020	DEXYP	000011	800532345	199-41-6499.00-720-199000	INTERNET ADVERTISEMENT	9.00	N
087334	11-05-2020	EL CAMPO EMS	000011	ECHS FB	199-36-6299.00-001-191W00	ECHS FB EMS	225.00	N
			000011	ECHS JV/F FB	199-36-6299.00-001-191W00	ECHS JV/F FB	225.00	N
			000011	ECHS JV/F FB	199-36-6299.00-001-191W00	ECHS JV/F FB	225.00	N
			000011	ECHS VAR FB	199-36-6299.00-001-191W00	ECHS VAR FB	262.50	N
			000011	ECHS JV/F FB	199-36-6299.00-001-191W00	ECHS JV/F FB	225.00	N
			000011	ECHS VAR FB	199-36-6299.00-001-191W00	ECHS VAR FB	225.00	N
			000011	ECMS FB	199-36-6299.00-041-191W00	ECMS FB EMS	225.00	N
			000011	ECMS FB	199-36-6299.00-041-191W00	ECMS FB EMS	225.00	N
			000011	ECMS FB	199-36-6299.00-041-191W00	ECMS FB EMS	225.00	N

For the Month of November

Check Nbr	Check Date	Payee	PO Nbr	Invoice Nbr	Fnd-Fnc-Obj.So-Org-Prog	Reason	Amount	EFT
			000011	ECMS FB	199-36-6299.00-041-191W00	ECMS FB EMS	225.00	N
						Totals for Check 087334	**2,287.50**	
087335	11-05-2020	FITNESS FINDERS, INC.	006499	INV4965	199-11-6399.23-107-111000	PE CLASSROOM SUPPLIES	484.50	N
087336	11-05-2020	FLINN SCIENTIFIC, INC.	006889	2519314	199-11-6399.21-001-111000	SUPPLIES-SCIENCE	334.56	N
087337	11-05-2020	GULF COAST PAPER CO	006802	1952338	199-11-6399.29-999-111000	CHILDREN MASKS	4,867.20	N
087338	11-05-2020	H.E. BUTT GROCERY	006710		199-11-6329.11-107-111000	ELA CLASSROOM SUPPLIES	21.67	N
			006732		199-11-6399.05-001-122000	FLORAL DESIGN LAB SUPPLIES	554.09	N
			006755		199-11-6399.06-041-111000	ART SUPPLIES	225.00	N
			006356		199-11-6399.21-041-111000	SCIENCE SUPPLIES	35.82	N
			006459		199-11-6399.71-001-122000	AG LAB SUPPLIES	35.35	N
			006251		199-11-6399.78-001-122000	CULINARY LAB SUPPLIES	1,890.97	N
			006252		199-11-6399.79-001-122000	CULINARY LAB SUPPLIES	1,926.82	N
			006793		199-23-6499.00-001-199000	FACULTY/MEETINGS/LUNCHES	447.16	N
						Totals for Check 087338	**5,136.88**	
087339	11-05-2020	IBCCES	110501	10397	313-11-6495.00-751-023000	CAS RENEWAL FEE-C PRIESMEY	199.00	N
087340	11-05-2020	THE MARKERBOARD PE	006885	244667	199-11-6399.21-001-111000	SUPPLIES-SCIENCE	208.00	N
087341	11-05-2020	MARTIN ELECTRIC CO.	006291	1637881	240-35-6299.00-999-199000	CAFETERIAS	13.48	N
			006291	168210	240-35-6299.00-999-199000	CAFETERIAS	984.15	N
				CM 167720	240-35-6299.00-999-199000	RETURN	-469.00	N
						Totals for Check 087341	**528.63**	
087342	11-05-2020	MCCOY'S BUILDING SUP	006789	9679729	199-11-6399.13-001-111000	SUPPLIES-DRAMA HS	169.04	N
			006292	9680529	199-51-6316.00-999-199000	GEN MAINT BUILDING MAINT	7.67	N
			006328	9680585	199-51-6316.00-999-199000	CARPENTER-CAMPUS PROJECT	207.60	N
			006831	9680324	199-51-6316.00-999-199000	H/S GUIDANCE	790.70	N
			006831	9680413	199-51-6316.00-999-199000	H/S GUIDANCE	17.57	N
						Totals for Check 087342	**1,192.58**	
087343	11-05-2020	MICKELSON'S PUMP SH	006866	47377	199-51-6249.00-999-199000	HVAC - H/S	984.65	N
087344	11-05-2020	PAINT PERFECTION	000011	ECMS	199-36-6412.90-041-191000	ECMS VOLLEYBALL MEALS	368.00	N
087345	11-05-2020	RIOUX HARDWARE	006476	599837	199-11-6399.22-001-122000	AG SHOP SUPPLIES	89.95	N
			006391	599367	199-51-6316.00-999-199000	GEN MAINT BUILDING MAINT	13.98	N
			006391	599611	199-51-6316.00-999-199000	GEN MAINT BUILDING MAINT	14.78	N
			006391	599717	199-51-6316.00-999-199000	GEN MAINT BUILDING MAINT	21.99	N
			006391	599806	199-51-6316.00-999-199000	GEN MAINT BUILDING MAINT	4.29	N
			006391	599900	199-51-6316.00-999-199000	GEN MAINT BUILDING MAINT	1.40	N
			006391	599941	199-51-6316.00-999-199000	GEN MAINT BUILDING MAINT	8.99	N
			006391	599942	199-51-6316.00-999-199000	GEN MAINT BUILDING MAINT	6.36	N
			006391	600003	199-51-6316.00-999-199000	GEN MAINT BUILDING MAINT	3.38	N
			006391	600007	199-51-6316.00-999-199000	GEN MAINT BUILDING MAINT	6.18	N
			006391	600017	199-51-6316.00-999-199000	GEN MAINT BUILDING MAINT	25.27	N
			006391	600139	199-51-6316.00-999-199000	GEN MAINT BUILDING MAINT	15.87	N
			006735	599386	199-51-6316.00-999-199000	MAINT WATER HEATER	511.37	N
			006391	599352	199-51-6316.00-999-199000	GEN MAINT BUILDING MAINT	4.76	N
						Totals for Check 087345	**728.57**	

For the Month of November

Check Nbr	Check Date	Payee	PO Nbr	Invoice Nbr	Fnd-Fnc-Obj.So-Org-Prog	Reason	Amount	EFT
087346	11-05-2020	SERVICE SUPPLY OF VI	006827	701074168	199-51-6319.00-999-199000	HVAC	289.94	N
087347	11-05-2020	SOUTHERN FLORAL CO	006852	108523	199-11-6399.80-001-122000	FLORAL DESIGN LAB SUPPLIES	1,082.55	N
			006852	108525	199-11-6399.80-001-122000	FLORAL DESIGN LAB SUPPLIES	15.05	N
						Totals for Check 087347	**1,097.60**	
087348	11-05-2020	SUTHERLANDS	006769	119432	199-11-6399.00-001-111TEC	NETWORK SUPPLIES/TECH SUPP	84.97	N
			006516	143719	199-11-6399.22-001-122000	AG SHOP SUPPLIES	125.70	N
			006516	144209	199-11-6399.22-001-122000	AG SHOP SUPPLIES	65.15	N
			006508	143596	199-11-6399.80-001-122000	HORTICULTURE SUPPLIES	55.92	N
			006508	143830	199-11-6399.80-001-122000	HORTICULTURE SUPPLIES	172.30	N
			006508	143974	199-11-6399.80-001-122000	HORTICULTURE SUPPLIES	63.87	N
			006270	143580	199-51-6316.00-999-199000	GEN MAINT BUILDING MAINT	10.56	N
			006270	143605	199-51-6316.00-999-199000	GEN MAINT BUILDING MAINT	19.90	N
			006270	143612	199-51-6316.00-999-199000	GEN MAINT BUILDING MAINT	20.99	N
			006270	143657	199-51-6316.00-999-199000	GEN MAINT BUILDING MAINT	80.58	N
			006270	143667	199-51-6316.00-999-199000	GEN MAINT BUILDING MAINT	12.97	N
			006270	143676	199-51-6316.00-999-199000	GEN MAINT BUILDING MAINT	3.00	N
			006270	143725	199-51-6316.00-999-199000	GEN MAINT BUILDING MAINT	9.87	N
			006270	143784	199-51-6316.00-999-199000	GEN MAINT BUILDING MAINT	99.95	N
			006270	143791	199-51-6316.00-999-199000	GEN MAINT BUILDING MAINT	64.95	N
			006270	143846	199-51-6316.00-999-199000	GEN MAINT BUILDING MAINT	7.58	N
			006270	143853	199-51-6316.00-999-199000	GEN MAINT BUILDING MAINT	64.95	N
			006270	143970	199-51-6316.00-999-199000	GEN MAINT BUILDING MAINT	22.54	N
			006270	143975	199-51-6316.00-999-199000	GEN MAINT BUILDING MAINT	71.77	N
			006270	143976	199-51-6316.00-999-199000	GEN MAINT BUILDING MAINT	6.58	N
			006270	143978	199-51-6316.00-999-199000	GEN MAINT BUILDING MAINT	32.98	N
			006270	143980	199-51-6316.00-999-199000	GEN MAINT BUILDING MAINT	195.56	N
			006270	144000	199-51-6316.00-999-199000	GEN MAINT BUILDING MAINT	23.27	N
			006271	143583	199-51-6316.00-999-199000	CARPENTER-CAMPUS PROJECT	635.20	N
			006271	143656	199-51-6316.00-999-199000	CARPENTER-CAMPUS PROJECT	19.50	N
			006271	143722	199-51-6316.00-999-199000	CARPENTER-CAMPUS PROJECT	14.99	N
			006271	143880	199-51-6316.00-999-199000	CARPENTER-CAMPUS PROJECT	34.03	N
			006271	143968	199-51-6316.00-999-199000	CARPENTER-CAMPUS PROJECT	42.89	N
			006271	143994	199-51-6316.00-999-199000	CARPENTER-CAMPUS PROJECT	184.71	N
			006271	144014	199-51-6316.00-999-199000	CARPENTER-CAMPUS PROJECT	53.94	N
			006271	144173	199-51-6316.00-999-199000	CARPENTER-CAMPUS PROJECT	39.06	N
			006826	144040	199-51-6316.00-999-199000	GEN MAINT	3.79	N
			006826	144044	199-51-6316.00-999-199000	GEN MAINT	7.93	N
			006826	144049	199-51-6316.00-999-199000	GEN MAINT	190.82	N
			006826	144073	199-51-6316.00-999-199000	GEN MAINT	75.62	N
			006826	144004	199-51-6316.00-999-199000	GEN MAINT	203.88	N
			006826	144137	199-51-6316.00-999-199000	GEN MAINT	27.84	N
			006826	144163	199-51-6316.00-999-199000	GEN MAINT	31.37	N
			006826	144164	199-51-6316.00-999-199000	GEN MAINT	288.94	N
			006826	144194	199-51-6316.00-999-199000	GEN MAINT	47.23	N
						Totals for Check 087348	**3,217.65**	

For the Month of November

Check Nbr	Check Date	Payee	PO Nbr	Invoice Nbr	Fnd-Fnc-Obj.So-Org-Prog	Reason	Amount	EFT
087349	11-05-2020	SZH ARCHITECTURE	000011	201924-04	199-81-6629.00-001-199000	HIGH SCHOOL WEIGHT ROOM AR	20,954.40	N
087350	11-05-2020	TASBO	006886	345786	437-21-6411.00-751-123000	SYNERGY 2020-AMY BOSSE	305.00	N
087351	11-05-2020	TEX ASSN. OF MID-SIZE	000011	EL CAMPO ISD	199-41-6495.00-720-199000	20/21 DUES	500.00	N
087352	11-05-2020	TEXAS MULTI-CHEM, LT	006578	100451	199-51-6247.00-999-199000	BASEBALL FIELD/GROUNDS EXP	2,593.00	N
			006579	100452	199-51-6247.00-999-199000	SOFTBALL FIELD/GROUNDS EXP	1,006.00	N
						Totals for Check 087352	**3,599.00**	
087353	11-05-2020	UNITED AGRICULTURAL	006297	293131	199-51-6316.00-999-199000	GEN MAINT BUILDING MAINT	14.54	N
087354	11-05-2020	GABRIEL VILLARREAL	000011	REG CROSS	199-36-6412.90-001-1910CC	CROSS COUNTRY STUDENT MEA	132.00	N
087355	11-05-2020	WALSH GALLEGOS TRE	000011	596746	199-41-6211.00-720-199000	LEGAL SERVICES-GENERAL	889.50	N
			000011	596747	199-41-6211.00-720-199000	LEGAL SERVICES-WEIGHT ROOM	1,763.50	N
						Totals for Check 087355	**2,653.00**	
087356	11-05-2020	WALSH GALLEGOS TRE	110011	598071	199-41-6211.00-720-123000	SPED OPERATING PROC OCTOB	1,207.50	N
087357	11-05-2020	WHARTON CO. ELECTRI	006638	4320133401-	199-51-6257.00-999-199000	ECMS ELECTRICITY SERVICE	9,572.00	N
087358	11-05-2020	WHARTON CO. ELECTRI	006639	M&T OCT	199-51-6257.00-999-199000	MAINT/TRANS ELECTRICITY SVC	1,434.00	N
087359	11-11-2020	ALERT SERVICES, INC.		106507	199-36-6399.29-001-191000	THERMOMETER RETURN	-64.95	N
			006840	5061908	199-36-6399.99-001-191000	TRAINING SUPPLIES	529.73	N
						Totals for Check 087359	**464.78**	
087360	11-11-2020	AMAZON CAPITAL	006570	1TFPN9RX6Y7G	199-11-6399.00-103-111000	GENERAL SUPPLIES	16.99	N
			006570	11W1GTTFWLX	199-11-6399.00-103-111000	GENERAL SUPPLIES	19.98	N
			006953	1YJRF76KM36D	199-11-6399.10-041-111000	READING SUPPLIES	289.95	N
			006946	17MQMH141FM	199-11-6399.11-041-111000	ENGLISH SUPPLIES	79.31	N
			006849	1GH1GM7MNLR	199-11-6399.13-001-111000	SUPPLIES-DRAMA	30.57	N
			006901	1D9TWNJW7PD	199-11-6399.19-041-111000	CALCULATORS	126.49	N
			006931	16DMH9PGFVT4	199-11-6399.19-103-111000	MATH SUPPLIES	224.85	N
			006926	1WXCWX3C1LV	199-11-6399.21-041-111000	SCIENCE SUPPLIES	30.13	N
			006898	1KWL3JQHFLF	199-11-6399.21-103-111000	SCIENCE SUPPLIES	172.19	N
			006945	1CGJ63D3V43R	199-11-6399.21-103-111000	SCIENCE SUPPLIES	16.79	N
			006890	16QDR99NN3NQ	199-12-6399.00-102-111000	LIBRARY SUPPLIES	548.54	N
			006928	1QQ9HCH7X3K	199-31-6399.00-041-199000	COUNSELOR SUPPLIES	28.87	N
			006933	1NMVQXLC19Q	199-36-6399.90-001-191000	ATHETIC SECRETARY INK	42.89	N
			006836	1TJLJWJRRP3V	199-36-6399.99-001-191000	TRAINING SUPPLIES	291.13	N
			605701	1CLPTFJF997T	266-11-6399.00-999-0110SP	MASKS & HEADPHONES	414.30	N
				1CLPTFJF997T	266-11-6399.00-999-0110SP	ITEMS NEVER SHIPPED	-198.42	N
				1CLPTFJF997T	266-11-6399.00-999-0110SP	ITEMS NEVER SHIPPED	-215.88	N
						Totals for Check 087360	**1,918.68**	
087361	11-11-2020	AMERICAN EXPRESS	000011	M OTT	199-33-6429.00-999-199000	NSO LIABILITY INS-M OTT	111.00	N
			000011	D. CERNOCH	199-33-6429.00-999-199000	NSO LIABILITY INS-D. CERNOCH	111.00	N
			000011	S STRNADEL	199-33-6429.00-999-199000	NSO LIABILITY INS-S STRNADEL	111.00	N
			000011	J LABAY	199-33-6429.00-999-199000	NSO LIABILITY INS - J LABAY	111.00	N
						Totals for Check 087361	**444.00**	

For the Month of November

Check Nbr	Check Date	Payee	PO Nbr	Invoice Nbr	Fnd-Fnc-Obj.So-Org-Prog	Reason	Amount	EFT
087362	11-11-2020	AM EXP/AT&T	006494	713A0160869555	199-51-6256.00-999-199000	PHONE LINE CHARGES-DISTRICT	3,507.85	N
087363	11-11-2020	AM EXP/AT&T	006554	8310006526135	199-51-6259.00-999-199W00	DISTRICT INTERNET SERVICE	3,219.20	N
			006554	8310006526135	199-51-6259.00-999-199W00	DISTRICT INTERNET SERVICE	3,219.20	N
						Totals for Check 087363	**6,438.40**	
087364	11-11-2020	AM EXP/AT&T	006555	97495439532541	199-51-6256.00-999-199000	TRANSPORTATION FAX LINE	33.51	N
087365	11-11-2020	AT&T MOBILITY	006876	826438882-OCT	199-51-6256.00-999-199000	DISTRICT CELL PHONE EXP	1,323.50	N
087366	11-11-2020	AUTOZONE PARTS INC.	006303	1550202648	199-34-6399.00-999-199000	BUS FLEET REPAIR PARTS	19.08	N
			006305	1550200451	199-34-6399.01-999-199000	SHOP SUPPLIES-TRANSPORTATI	53.98	N
			006305	1550203140	199-34-6399.01-999-199000	SHOP SUPPLIES-TRANSPORTATI	13.58	N
			006305	1550206456	199-34-6399.01-999-199000	SHOP SUPPLIES-TRANSPORTATI	34.13	N
						Totals for Check 087366	**120.77**	
087367	11-11-2020	BRP SERVICES, LLC	000011	VAR FB MEALS	199-36-6411.94-001-191000	FOOTBALL MEALS	210.45	N
			000011	VAR FB MEALS	199-36-6412.94-001-191000	FOOTBALL MEALS	514.75	N
						Totals for Check 087367	**725.20**	
087368	11-11-2020	CARDINAL'S SPORT TEA	006673	O767675-01	199-36-6399.90-001-1910CC	CROSS COUNTRY	452.78	N
			006818	O768685-01	199-36-6399.94-001-191000	SOCKS	794.28	N
						Totals for Check 087368	**1,247.06**	
087369	11-11-2020	CHEMSEARCH FE	006444	7113167	199-51-6249.00-999-199000	HVAC-COOLING TOWERS	1,826.36	N
087370	11-11-2020	DEMCO	006783	6865212	199-12-6399.00-103-111000	LIBRARY SUPPLIES	249.33	N
087371	11-11-2020	DSG NURSERY	006855	575288	199-11-6399.80-001-122000	HORTICULTURE SUPPLIES	124.00	N
			006855	575314	199-11-6399.80-001-122000	HORTICULTURE SUPPLIES	70.40	N
						Totals for Check 087371	**194.40**	
087372	11-11-2020	EL CAMPO GLASS COM	006275	0062796	199-51-6299.00-999-199000	MAINT EXP-CONTRACT SVCS-GL	34.75	N
087373	11-11-2020	EL CAMPO LEADER NE	006482	10/3-17-	199-41-6499.00-720-199000	PUBLIC NOTICES/ADVERTISEME	739.50	N
			006482	SUB AD	199-41-6499.00-720-199000	PUBLIC NOTICES/ADVERTISEME	34.51	N
						Totals for Check 087373	**774.01**	
087374	11-11-2020	EL CAMPO PARTS, INC.	006365	210178	199-34-6399.01-999-199000	SHOP SUPPLIES-TRANSPORTATI	86.53	N
087375	11-11-2020	FLOWERS ETC & GIFTS,	011011	028465	199-36-6399.61-001-191000	DERDY DOLL SENIOR NIGHT	209.25	N
			006859	028420	199-36-6498.93-001-1910VB	FLOWERS FOR SENIOR NIGHT	160.00	N
						Totals for Check 087375	**369.25**	
087376	11-11-2020	FOLLETT SCHOOL SOLU	006624	751387F	199-12-6329.00-103-111000	LIBRARY BOOKS	1,181.46	N
087377	11-11-2020	GENERAL BINDING COR	006872	4714660820	199-11-6399.00-107-111000	LAMINATING FILM	599.80	N
087378	11-11-2020	GOPHER SPORT	006919	9797188	199-11-6399.23-041-111000	PE SUPPLIES	319.15	N
087379	11-11-2020	GRAINGER	006310	9705195551	199-51-6319.00-999-199000	HVAC	441.00	N
087380	11-11-2020	GULF COAST PAPER CO	006810	1951584	199-11-6399.00-041-111000	COPY PAPER	58.43	N
			006810	1952001	199-11-6399.00-041-111000	COPY PAPER	175.29	N
			006810	1955942	199-11-6399.00-041-111000	COPY PAPER	759.59	N
						Totals for Check 087380	**993.31**	
087381	11-11-2020	AM EXP/HDP	006348	IN561255	199-51-6249.00-999-199000	HVAC-MIDDLE SCHOOL	367.49	N
			006417	IN557841	199-51-6249.00-999-199000	HVAC - NORTHSIDE #207	792.38	N
			006635	IN563216	199-51-6249.00-999-199000	HVAC-PLEAT FILTERS	2,073.76	N
						Totals for Check 087381	**3,233.63**	

For the Month of November

Check Nbr	Check Date	Payee	PO Nbr	Invoice Nbr	Fnd-Fnc-Obj.So-Org-Prog	Reason	Amount	EFT
087382	11-11-2020	ALICE HENRICHSEN	000011	1102194	199-36-6499.61-001-191000	DERBY DOLL CHOREOGRAPHY	2,016.00	N
087383	11-11-2020	HILLTOP SECURITIES A	000011	R17963	199-41-6219.00-720-199000	ARBITRAGE REBATE	4,800.00	N
087384	11-11-2020	HODGES WELDING SUP	006484	CR48833	199-11-6269.70-001-122000	CYLINDER RENTALS	173.60	N
			006484	CR48836	199-11-6269.70-001-122000	CYLINDER RENTALS	37.20	N
			006484	CR48834	199-34-6269.00-999-199000	CYLINDER RENTALS	6.20	N
			006670	257211	199-34-6399.01-999-199000	SHOP SUPPLIES	171.95	N
			006484	CR48835	199-51-6269.00-999-199000	CYLINDER RENTALS	18.60	N
			006273	257408	199-51-6316.00-999-199000	GEN MAINT BUILDING MAINT	63.50	N
						Totals for Check 087384	**471.05**	
087385	11-11-2020	HOTSY/CARLSON EQUIP	006952	108071	199-34-6399.01-999-199000	TRANSPORT VEHICLE WASH	700.00	N
087386	11-11-2020	AM EXP/HVAC MECHANI	006450	SVC149775	199-51-6249.00-999-199000	HVAC - MIDDLE EVAPCO CLEANI	3,161.71	N
			006523	SCH028820	199-51-6249.00-999-199000	HVAC CONTRACT SERVICES	2,342.94	N
			006524	SCH028583	199-51-6249.00-999-199000	HVAC CONTRACT SERVICES	1,195.17	N
			006523	SCH029207	199-51-6249.00-999-199000	HVAC CONTRACT SERVICES	2,342.94	N
			006524	SCH028944	199-51-6249.00-999-199000	HVAC CONTRACT SERVICES	1,195.17	N
						Totals for Check 087386	**10,237.93**	
087387	11-11-2020	KYRISH TRUCK CENTER	006368	X501029379:01	199-34-6399.00-999-199000	BUS PARTS	279.90	N
087388	11-11-2020	THE LINCOLN ELECTRIC	006838	909742677	199-11-6397.70-001-122000	WELDING SHOP SUPPLIES	1,460.65	N
			006838	909737819	199-11-6399.22-001-122000	WELDING SHOP SUPPLIES	464.00	N
			006838	909737825	199-11-6399.22-001-122000	WELDING SHOP SUPPLIES	836.52	N
			006838	909742677	199-11-6399.22-001-122000	WELDING SHOP SUPPLIES	86.01	N
			006838	909749629	199-11-6399.22-001-122000	WELDING SHOP SUPPLIES	461.80	N
						Totals for Check 087388	**3,308.98**	
087389	11-11-2020	LONE STAR GLASS CO.,	006951	I512557	199-34-6249.01-999-199000	WINDSHIELD REPAIRS	407.94	N
087390	11-11-2020	MARK'S PLUMBING PAR	006894	INV001909613	199-51-6316.00-999-199000	PLUMBING	84.72	N
087391	11-11-2020	MCLEMORE BUILDING	006434	141033-NOV	199-51-6249.01-999-199000	CUSTODIAL SERVICES	72,578.35	N
087392	11-11-2020	PAGEFREEZER	000011	INV-8688(20/21)	199-41-6299.03-720-199000	PUBLIC RECORDS COMPLIANCE	2,100.00	N
087393	11-11-2020	PAINT PERFECTION	110011	9/15-11/3-ECMS	199-36-6412.91-041-191000	ECMS FOOTBALL MEALS	2,752.00	N
087394	11-11-2020	AM EXP/QUILL	006346	10483386	199-11-6329.01-107-111000	CLASSROOM SUPPLIES	719.80	N
			006418	10504498	199-11-6399.00-001-111000	SUPP-GEN/REGISTRAR/PEIMS/IN	48.38	N
			006418	10533036	199-11-6399.00-001-111000	SUPP-GEN/REGISTRAR/PEIMS/IN	284.46	N
			006520	10657643	199-11-6399.00-001-111000	SUPPLIES-LIBRARY/HS	172.72	N
			006552	10733901	199-11-6399.00-001-111000	SUPPLIES-BAND & GEN HS	49.49	N
			006552	10747437	199-11-6399.00-001-111000	SUPPLIES-BAND & GEN HS	56.09	N
			006643	109242912	199-11-6399.00-001-111000	INSTRUCTIONAL SUPPLIES	345.30	N
			006256	10478821	199-11-6399.00-001-123000	OFFICE SUPPLIES-SP ED COOP	121.98	N
			006504	10747809	199-11-6399.00-041-111000	INSTRUCTIONAL SUPPLIES	118.48	N
			006504	10748577	199-11-6399.00-041-111000	INSTRUCTIONAL SUPPLIES	11.89	N
			006378	10479189	199-11-6399.00-102-111000	INSTRUCTIONAL SUPPLIES	534.63	N
			006379	10478863	199-11-6399.00-102-111000	INSTRUCTIONAL SUPPLIES	479.82	N
			006380	10479202	199-11-6399.00-102-111000	PRINTER INK	1,446.60	N
			006380	10531361	199-11-6399.00-102-111000	PRINTER INK	137.27	N

For the Month of November

Check Nbr	Check Date	Payee	PO Nbr	Invoice Nbr	Fnd-Fnc-Obj.So-Org-Prog	Reason	Amount	EFT
			006423	10649351	199-11-6399.00-102-111000	COLOR COPY PAPER	1,270.80	N
			006424	10649360	199-11-6399.00-102-111000	COLOR COPY PAPER	1,723.00	N
			006425	10579643	199-11-6399.00-102-111000	WORKROOM SUPPLIES	3,287.55	N
			006457	10634418	199-11-6399.00-102-111000	CLASSROOM SUPPLIES	34.77	N
			006457	10651880	199-11-6399.00-102-111000	CLASSROOM SUPPLIES	813.50	N
			006457	10664088	199-11-6399.00-102-111000	CLASSROOM SUPPLIES	155.88	N
			006522	10747816	199-11-6399.00-102-111000	INSTRUCTIONAL OFFICE SUPPLI	164.91	N
			006522	10802834	199-11-6399.00-102-111000	INSTRUCTIONAL OFFICE SUPPLI	55.58	N
			006522	10718576	199-11-6399.00-102-111000	INSTRUCTIONAL OFFICE SUPPLI	33.39	N
			006372	10449516	199-11-6399.00-107-111000	CLASSROOM SUPPLIES	23.92	N
			006372	10456199	199-11-6399.00-107-111000	CLASSROOM SUPPLIES	99.47	N
			006372	10483614	199-11-6399.00-107-111000	CLASSROOM SUPPLIES	35.99	N
			006372	10532708	199-11-6399.00-107-111000	CLASSROOM SUPPLIES	1,839.85	N
			006418	10533036	199-11-6399.04-001-111000	SUPP-GEN/REGISTRAR/PEIMS/IN	655.95	N
			006552	10747437	199-11-6399.07-001-111000	SUPPLIES-BAND & GEN HS	494.98	N
			006585	10987436	199-11-6399.19-041-111000	MATH SUPPLIES	347.04	N
			006585	11030204	199-11-6399.19-041-111000	MATH SUPPLIES	46.69	N
			006520	10657643	199-12-6399.00-001-111000	SUPPLIES-LIBRARY/HS	92.71	N
			006520	10677821	199-12-6399.00-001-111000	SUPPLIES-LIBRARY/HS	15.94	N
			006520	10720094	199-12-6399.00-001-111000	SUPPLIES-LIBRARY/HS	21.26	N
			006520	10747083	199-12-6399.00-001-111000	SUPPLIES-LIBRARY/HS	15.39	N
			006344	10563623	199-23-6399.00-041-199000	ADMIN SUPPLIES	117.24	N
			006344	10579258	199-23-6399.00-041-199000	ADMIN SUPPLIES	334.76	N
			006418	10533036	199-23-6399.01-001-199000	SUPP-GEN/REGISTRAR/PEIMS/IN	81.03	N
			006418	10533036	199-23-6399.02-001-199000	SUPP-GEN/REGISTRAR/PEIMS/IN	32.38	N
			006440	10602741	199-34-6399.02-999-199000	OFFICE SUPPLIES-TRANS	17.03	N
			006440	10651767	199-34-6399.02-999-199000	OFFICE SUPPLIES-TRANS	432.16	N
			006428	10463696	199-41-6399.00-720-199000	ADMIN SUPPLIES	34.99	N
			006428	10478311	199-41-6399.00-720-199000	ADMIN SUPPLIES	170.99	N
			006428	10480422	199-41-6399.00-750-199000	ADMIN SUPPLIES	745.00	N
			006428	10485137	199-41-6399.00-750-199000	ADMIN SUPPLIES	26.07	N
			006428	10494682	199-41-6399.00-750-199000	ADMIN SUPPLIES	51.58	N
			006528	10625244	199-51-6316.00-999-199000	MAINT OFFICE SUPPLIES	39.59	N
			006528	10638727	199-51-6316.00-999-199000	MAINT OFFICE SUPPLIES	50.99	N
			006528	10648940	199-51-6316.00-999-199000	MAINT OFFICE SUPPLIES	44.99	N
			006528	10648940	199-51-6399.00-999-199000	MAINT OFFICE SUPPLIES	356.29	N
			006528	10677841	199-51-6399.00-999-199000	MAINT OFFICE SUPPLIES	51.29	N
			006256	10478821	437-21-6399.00-751-123000	OFFICE SUPPLIES-SP ED COOP	766.49	N
						Totals for Check 087394	**19,108.35**	
087395	11-11-2020	REGION 3 EDUC. SERVI	006377	056227	199-34-6239.00-999-199000	BUS DRIVER TRAINING	120.00	N
			006377	056228	199-34-6239.00-999-199000	BUS DRIVER TRAINING	120.00	N
						Totals for Check 087395	**240.00**	
087396	11-11-2020	SARGENT WELCH	006375	8802480908	199-11-6399.83-001-122000	BIO TECH LAB SUPPLIES	216.98	N
			006375	8802629030	199-11-6399.83-001-122000	BIO TECH LAB SUPPLIES	405.59	N
						Totals for Check 087396	**622.57**	

For the Month of November

Check Nbr	Check Date	Payee	PO Nbr	Invoice Nbr	Fnd-Fnc-Obj.So-Org-Prog	Reason	Amount	EFT
087397	11-11-2020	SERVICE SUPPLY OF VI	006827	701074937	199-51-6319.00-999-199000	HVAC	51.51	N
			006827	701074673	199-51-6319.00-999-199000	HVAC	142.57	N
						Totals for Check 087397	**194.08**	
087398	11-11-2020	SAMANTHA E. SHILK- C	000011	1905	199-36-6499.61-001-191000	CHOREOGRAPHY	535.00	N
			000011	1906	199-36-6499.61-001-191000	CHOREOGRAPHY	535.00	N
						Totals for Check 087398	**1,070.00**	
087399	11-11-2020	KATRESE SKINNER	000011	UIL REG CONG	199-36-6412.69-001-199000	UIL REG CONGRESS MEET MEAL	120.00	N
087400	11-11-2020	SOUTHERN FLORAL CO	006852	109617	199-11-6399.80-001-122000	FLORAL DESIGN LAB SUPPLIES	121.58	N
087401	11-11-2020	SWIM SHOPS OF THE S	006902	INV001011754	199-36-6399.90-001-1910SM	SWIM SUPPLIES-SWIM CAPS	423.50	N
			006903	INV001009275	199-36-6399.90-001-1910SM	SWIM SUPPLIES-SUITS	895.50	N
			006903	INV001011133	199-36-6399.90-001-1910SM	SWIM SUPPLIES	35.50	N
						Totals for Check 087401	**1,354.50**	
087402	11-11-2020	TEACHER SYNERGY LL	006780	131119221	199-11-6399.18-041-111000	SOC STUDIES SUPPLIES	74.99	N
087403	11-11-2020	TERESE TOMPKINS	000011	EC VS YATES-	199-36-6412.63-001-191000	PLAYOFF #1 C/L MEALS EC VS YA	180.00	N
087404	11-11-2020	UNIFIRST CORPORATIO	006300	8150890555	199-34-6299.00-999-199000	UNIFORM LAUNDRY SERVICE	39.84	N
			006300	8150891236	199-34-6299.00-999-199000	UNIFORM LAUNDRY SERVICE	39.84	N
						Totals for Check 087404	**79.68**	
087405	11-11-2020	WESTERN PSYCHOLOGI	006806	WPS-348550	437-31-6339.00-751-123000	SPEECH TESTING MATERIALS	319.00	N
087406	11-11-2020	AM EXP/XEROX	005296	AUG 2020	199-00-2110.01-000-100000	AUGUST 2020 COPY MACHINE RE	1,110.54	N
			005296	AUG 2020	199-00-2110.01-000-100000	AUGUST 2020 BILLABLE PRINTS	126.95	N
			005296	AUG 2020	437-00-2110.01-000-100000	AUGUST 2020 COPY MACHINE RE	197.08	N
						Totals for Check 087406	**1,434.57**	
087407	11-11-2020	AM EXP/XEROX CORP	005299	AUG 2020	199-00-2110.01-000-100000	AUGUST 2020 COPY MACHINE RE	2,652.00	N
087408	11-11-2020	AM EXP/XEROX CORP	005300	AUG 2020	199-00-2110.01-000-100000	AUGUST 2020 COPY MACHINE RE	3,492.84	N
087409	11-17-2020	DENISE ANDERSON	000011	EC VS SHINER	199-36-6412.93-001-191000	GIRLS BASKETBALL TEAM	432.00	N
087410	11-19-2020	ACCESS STORAGE	006674	6910-	199-51-6269.29-999-199W00	COVID-19 STORAGE CAMPUSES	1,125.00	N
087411	11-19-2020	ADT COMMERCIAL	006994	136320678	199-51-6299.00-999-199000	H/S & MIDDLE FIRE MONITORING	33.10	N
			006994	136320679	199-51-6299.00-999-199000	H/S & MIDDLE FIRE MONITORING	33.10	N
			006994	136837573	199-51-6299.00-999-199000	H/S & MIDDLE FIRE MONITORING	33.10	N
			006994	136837574	199-51-6299.00-999-199000	H/S & MIDDLE FIRE MONITORING	33.10	N
						Totals for Check 087411	**132.40**	
087412	11-19-2020	AMAZON CAPITAL	006968	1RJR34C3493H	199-11-6399.00-102-111000	CLASSROOM MANAGEMENT	439.60	N
			006947	1PR1C6YC7YR6	199-11-6399.13-001-111000	SUPPLIES-DRAMA	34.08	N
			006943	143N7PJT1WC6	199-11-6399.19-103-111000	MATH SUPPLIES	115.79	N
			006956	14H1NM3VY9QP	199-11-6399.21-001-111000	SUPPLIES-SCIENCE	118.17	N
				1XLR6YDFFQ3N	199-11-6399.21-001-111000	RETURN	-10.40	N
			006941	1WXCWX3CXDL	199-23-6399.00-041-199000	OFFICE SUPPLIES	47.54	N
			006913	1D963VG3Q3MR	199-36-6399.99-001-191000	TRAINING SUPPLIES	280.80	N
			006913	1LN37QG9NLN1	199-36-6399.99-001-191000	TRAINING SUPPLIES	215.56	N
			006954	1LN37QG9JVRV	199-36-6399.99-001-191000	TRAINING SUPPLIES	195.46	N
			006955	13PTDTFJXL9J	199-41-6399.00-750-199000	WIRELESS KEYBOARDS	79.99	N

For the Month of November

Check Nbr	Check Date	Payee	PO Nbr	Invoice Nbr	Fnd-Fnc-Obj.So-Org-Prog	Reason	Amount	EFT
			006959	1V6QR71T7FFG	199-41-6399.00-750-199000	CALENDARS	30.22	N
			006981	1MNJLY6TLQJT	199-41-6399.00-750-199000	PAYROLL FOLDERS	19.25	N
			006979	13MFNJHJJWWT	211-11-6399.35-102-030000	HEADPHONES	68.95	N
			006626	19WX9Q3M91H3	437-21-6399.00-751-123000	OFFICE SUPPLIES	34.78	N
			006626	16C17P3PPWLC	437-21-6399.00-751-123000	OFFICE SUPPLIES	19.26	N
						Totals for Check 087412	**1,689.05**	
087413	11-19-2020	AMERICAN TIME & SIGN	006991	838641	199-51-6319.00-999-199000	MIDDLE CLOCKS	197.33	N
087414	11-19-2020	STACY AMESTOY	111901	10/27-11/17 TRV	313-31-6411.00-751-023000	INDISTRICT TRAVEL	170.43	N
087415	11-19-2020	DENISE ANDERSON	110011	EC VS RICE	199-36-6412.93-001-191000	BASKETBALL MEALS	432.00	N
087416	11-19-2020	DENISE ANDERSON	110911	EC VS	199-36-6412.93-001-191000	BASKETBALL MEALS	432.00	N
087417	11-19-2020	JORGE ANGUIANO	000011	EC VS WEST	199-36-6299.00-001-191W00	CAMERA OPERATOR	40.00	N
087418	11-19-2020	AT&T LONG DISTANCE	006556	805382507-OCT	199-51-6256.00-999-199000	LONG DISTANCE PHONE SERVIC	492.96	N
087419	11-19-2020	AUTOZONE PARTS INC.	006305	1550207334	199-34-6399.01-999-199000	SHOP SUPPLIES-TRANSPORTATI	71.98	N
			006305	1550211650	199-34-6399.01-999-199000	SHOP SUPPLIES-TRANSPORTATI	4.99	N
			006305	1550211735	199-34-6399.01-999-199000	SHOP SUPPLIES-TRANSPORTATI	4.99	N
						Totals for Check 087419	**81.96**	
087420	11-19-2020	PATRICIA BABCOCK	000011	OCT 27-NOV 17	437-21-6411.01-751-123000	INDISTRICT TRAVEL	102.47	N
087421	11-19-2020	JAMES BAILEY	000011	EC VS WEST	199-36-6299.00-001-191W00	VARSITY FOOTBALL OFFICIAL	175.00	N
087422	11-19-2020	CHRIS BARBEE	000011	EC VS VICT	199-36-6299.00-001-191W00	SWIM OFFICIAL	50.00	N
			000011	EC VS COL &	199-36-6299.00-001-191W00	SWIM OFFICIAL	25.00	N
			000011	EC VS	199-36-6299.00-001-191W00	SWIM OFFICIAL	25.00	N
						Totals for Check 087422	**100.00**	
087423	11-19-2020	BAYES ACHIEVEMENT C	111801	30636	315-11-6216.10-751-123000	0CTOBER SPEECH THERAPY	666.67	N
			111801	30579	315-11-6216.10-751-123000	0CTOBER SPEECH THERAPY	19,261.80	N
						Totals for Check 087423	**19,928.47**	
087424	11-19-2020	BRANDY BEAL	000011	OCT 1-28	199-23-6411.00-041-199000	INDISTRICT TRAVEL	49.11	N
087425	11-19-2020	CRISTELA BORREGO	111901	10/27-11/12 TRV	313-31-6411.00-751-023000	INDISTRICT TRAVEL	106.72	N
087426	11-19-2020	THOMAS BRALY	000011	EC VS WEST	199-36-6299.00-001-191W00	VARSITY FOOTBALL OFFICIAL	175.00	N
087427	11-19-2020	WILLIAM BRILEY, JR	000011	EC VS	199-36-6299.00-001-191W00	BASKETBALL OFFICIAL	175.00	N
087428	11-19-2020	KEVIN BROWN	000011	EC JV VS WEST	199-36-6299.00-001-191W00	JV FOOTBALL OFFICIAL	75.00	N
087429	11-19-2020	SUSIE BROWN	000011	OCT 1-30	199-23-6411.00-001-199000	INDISTRICT TRAVEL	13.80	N
087430	11-19-2020	VIVIAN BROWN	000011	BARNET SPORT	199-34-6411.00-999-199000	TRAVEL EXP	74.75	N
087431	11-19-2020	BRP SERVICES, LLC	110011	10105	199-36-6411.94-001-191000	FOOTBALL MEALS	190.05	N
			110011	10105	199-36-6412.94-001-191000	FOOTBALL MEALS	650.70	N
						Totals for Check 087431	**840.75**	
087432	11-19-2020	LINDSAY BULLARD	000011	EC VS WEST	199-36-6299.00-001-191W00	VARSITY FOOTBALL WORKER	60.00	N
			000011	EC VS CAL-BB	199-36-6299.00-001-191W00	BASKETBALL WORKER	75.00	N
			000011	EC VS SANTA	199-36-6299.00-001-191W00	BASKETBALL WORKER	50.00	N
						Totals for Check 087432	**185.00**	

For the Month of November

Check Nbr	Check Date	Payee	PO Nbr	Invoice Nbr	Fnd-Fnc-Obj.So-Org-Prog	Reason	Amount	EFT
087433	11-19-2020	BULLDOG CAFE	000011	148 ECHS FB	199-36-6412.94-001-191000	FOOTBALL MEALS	774.25	N
087434	11-19-2020	MARGARET CAIN	111801	10/1-10/28 TRAV	313-31-6411.00-751-023000	INDISTRICT TRAVEL	53.65	N
087435	11-19-2020	ADDISON CALL	000011	EC VS SANTA	199-36-6299.00-001-191W00	BASKETBALL OFFICIAL	175.00	N
087436	11-19-2020	CANNELL AIR COND. AN	006309	205150	199-51-6319.00-999-199000	HVAC	23.79	N
087437	11-19-2020	CARDINAL'S SPORT TEA	006667	O761225-01	199-36-6399.93-001-1910VB	VOLLEYBALL SUPPLLIES	2,703.67	N
087438	11-19-2020	CENTERPOINT ENERGY	006479	M&T NOV	199-51-6258.00-999-199000	DISTRICT NATURAL GAS EXPENS	366.23	N
087439	11-19-2020	NCS PEARSON INC	006693	12005256	199-11-6299.70-001-122000	MOS SUITE ELEARNING	655.00	N
087440	11-19-2020	CEV MULTIMEDIA, LTD	006934	033896	199-11-6299.70-001-122000	TEACHER LICENSE	575.00	N
			006835	033895	199-11-6299.70-001-122000	CATE STUDENT REGISTRATION	5,380.00	N
						Totals for Check 087440	**5,955.00**	
087441	11-19-2020	CHEMSEARCH FE	006443	7132519	199-51-6249.00-999-199000	HVAC -BIO AMP	1,800.00	N
			006443	7166901	199-51-6249.00-999-199000	HVAC -BIO AMP	1,800.00	N
			006444	7169223	199-51-6249.00-999-199000	HVAC-COOLING TOWERS	1,826.36	N
						Totals for Check 087441	**5,426.36**	
087442	11-19-2020	CINTAS CORP	006652	9105990164	199-33-6399.00-999-199000	AED SUPPLIES	834.45	N
			006358	5042425616	199-34-6399.01-999-199000	TRANS FIRST AID/SAFETY SUPP	100.95	N
			006893	5042425681	199-51-6319.00-999-199000	FIRST AID SUPPLIES-MAINT	170.29	N
						Totals for Check 087442	**1,105.69**	
087443	11-19-2020	CITY OF EL CAMPO	000011	OCT RENTAL	199-36-6269.00-001-191W00	AQUATIC CENTER RENTAL-OCT	1,682.75	N
087444	11-19-2020	CASSIE CLARK	000011	AUG 28-OCT 30	240-35-6411.00-999-199000	INDISTRICT TRAVEL	78.21	N
087445	11-19-2020	VALERIE ROYE COFFMA	000011	OCT 27-NOV 12	437-21-6411.00-751-123000	INDISTRICT TRAVEL	151.23	N
087446	11-19-2020	COLLINS MUSIC CENTE	006912	83576	199-11-6399.00-001-111TEC	NETWORK SUPPLIES/TECH SUPP	145.01	N
087447	11-19-2020	THE COMPUTER CENTE	006911	10091716	199-21-6397.00-999-199TEC	LAPTOPS	4,600.00	N
			006487	10091298	199-36-6397.90-999-191000	CAMCORDER	1,175.00	N
						Totals for Check 087447	**5,775.00**	
087448	11-19-2020	WAYNE CONDRA	000011	COACH	199-36-6411.94-001-191000	COACH MEETING EXP	55.00	N
087449	11-19-2020	CONTRACT PAPER GRO	006942	43008045801	199-11-6399.00-041-111000	COPY PAPER	2,152.00	N
087450	11-19-2020	JANET L. CRANMER	000011	EC VS COL/W	199-36-6299.00-001-191W00	SWIM MEET OFFICIAL	154.64	N
			000011	EC VS	199-36-6299.00-001-191W00	SWIM MEET OFFICIAL	179.64	N
						Totals for Check 087450	**334.28**	
087451	11-19-2020	LANCE DEWEY	000011	EC VS	199-36-6299.00-001-191W00	VARSITY FOOTBALL CHAINS	60.00	N
087452	11-19-2020	DEXYP	011011	800532345	199-41-6499.00-720-199000	INTERNET ADVERTISEMENT	9.12	N
087453	11-19-2020	DON JOHNSTON INC	006907	00452733	199-11-6395.00-999-124000	SNAP & READ SOFTWARE	1,994.92	N
			006907	00452733	199-11-6395.00-999-130000	SNAP & READ SOFTWARE	2,000.00	N
						Totals for Check 087453	**3,994.92**	
087454	11-19-2020	DRAMATISTS PLAY SER	000011	WEB256757	199-11-6269.12-001-111000	ROYALTY FEES-PRIDE AND PREJ	240.00	N
087455	11-19-2020	DSS DRIVING SAFETY S	006359	20-1477959	199-34-6299.00-999-199000	DRUG TESTING	510.00	N

For the Month of November

Check Nbr	Check Date	Payee	PO Nbr	Invoice Nbr	Fnd-Fnc-Obj.So-Org-Prog	Reason	Amount	EFT
087456	11-19-2020	E.A. COLLINS AND SONS	006829	67233	199-51-6299.00-999-199000	HUTCHINS CAF STEAMER	291.75	N
087457	11-19-2020	SHARON EASTER	000011	EC JV/F VS	199-36-6299.00-001-191W00	JV/F FOOTBALL WORKER	25.00	N
			000011	EC JV FB VS	199-36-6299.00-001-191W00	JV FOOTBALL WORKER	25.00	N
			000011	ECMS FB VS	199-36-6299.00-041-191W00	ECMS FOOTBALL WORKER	20.00	N
						Totals for Check 087457	**70.00**	
087458	11-19-2020	EL CAMPO MEMORIAL H	006362	GARCIA,	199-34-6216.00-999-199000	DOT PHYSICALS	125.00	N
			006362	TREYBIG,	199-34-6216.00-999-199000	DOT PHYSICALS	125.00	N
						Totals for Check 087458	**250.00**	
087459	11-19-2020	EL CAMPO MEMORIAL H	000011	2020-010	437-11-6216.00-751-123000	THERAPY SERVICES	1,520.00	N
087460	11-19-2020	ENTERPRISE FM TRUST	006466	FBN4080233	199-13-6269.00-999-111W00	DIST RENTAL VEHICLE FLEET	509.39	N
			006466	FBN4080233	199-34-6269.00-999-123W00	DIST RENTAL VEHICLE FLEET	1,018.79	N
			006466	FBN4080233	199-34-6269.00-999-199W00	DIST RENTAL VEHICLE FLEET	646.20	N
			006466	FBN4080233	199-34-6269.00-999-199W00	DIST RENTAL VEHICLE FLEET	874.98	N
			006466	FBN4080233	199-34-6269.00-999-199W00	DIST RENTAL VEHICLE FLEET	499.18	N
			006466	FBN4080233	199-36-6269.00-999-199W00	DIST RENTAL VEHICLE FLEET	509.40	N
			006466	FBN4080233	199-36-6269.70-001-122W00	DIST RENTAL VEHICLE FLEET	989.76	N
			006466	FBN4080233	199-36-6269.70-001-122W00	DIST RENTAL VEHICLE FLEET	989.76	N
			006466	FBN4080233	199-36-6269.70-001-122W00	DIST RENTAL VEHICLE FLEET	473.94	N
			006466	FBN4080233	199-36-6269.70-001-122W00	DIST RENTAL VEHICLE FLEET	1,019.03	N
			006466	FBN4080233	199-51-6269.00-999-199W00	DIST RENTAL VEHICLE FLEET	499.18	N
			006466	FBN4080233	199-51-6269.00-999-199W00	DIST RENTAL VEHICLE FLEET	444.30	N
			006466	FBN4080233	199-51-6269.00-999-199W00	DIST RENTAL VEHICLE FLEET	600.07	N
			006466	FBN4080233	199-51-6269.00-999-199W00	DIST RENTAL VEHICLE FLEET	452.99	N
			006466	FBN40823	199-51-6269.00-999-199W00	DIST RENTAL VEHICLE FLEET	601.59	N
			006466	FBN4080233	199-51-6269.00-999-199W00	DIST RENTAL VEHICLE FLEET	557.66	N
						Totals for Check 087460	**10,686.22**	
087461	11-19-2020	ELMA ESCOBAR	111801	9/24-10/30 TRAV	212-31-6411.00-999-024000	INDISTRICT TRAVEL	89.35	N
087462	11-19-2020	JEFF FIALA	000011	EC VS WEST	199-52-6299.00-001-191W00	VARSITY FOOTBALL SECURITY	140.00	N
087463	11-19-2020	REBECCA FLORES	000011	EC VS	199-36-6299.00-001-191W00	VARSITY FOOTBALL WORKER	60.00	N
087464	11-19-2020	ALEXANDRA FONSECA	000011	EC VS WEST	199-36-6299.00-001-191W00	VARSITY FOOTBALL WORKER	30.00	N
087465	11-19-2020	SHANNON FUECHEC	111801	9/14-10/26 TRAV	313-31-6411.00-751-023000	INDISTRICT TRAVEL	10.24	N
			111801	11/12-16 TRAV	313-31-6411.00-751-023000	INDISTRICT TRAVEL	6.67	N
						Totals for Check 087465	**16.91**	
087466	11-19-2020	YVETTE GARCIA	111801	10/1-22 TRAV	199-11-6411.00-041-124000	INDISTRICT TRAVEL	22.66	N
			111901	10/23-11/17 TRV	199-11-6411.00-041-124000	INDISTRICT TRAVEL	19.55	N
						Totals for Check 087466	**42.21**	
087467	11-19-2020	GAZILLION OFFICE PRO	007019	210229-0	199-51-6315.29-999-199000	COVID-19 SUPPLIES-HAND SANIT	700.00	N
087468	11-19-2020	THE GOODYEAR TIRE &	006983	253-1011685	199-34-6299.00-999-199000	TIRE REPAIRS-TRANSPORTATIO	508.04	N
087469	11-19-2020	GRAINGER	006310	9714700540	199-51-6319.00-999-199000	HVAC	91.00	N

For the Month of November

Check Nbr	Check Date	Payee	PO Nbr	Invoice Nbr	Fnd-Fnc-Obj.So-Org-Prog	Reason	Amount	EFT
087470	11-19-2020	LARRY ROBERT GUERR	000011	CONSTINCE;	240-00-5751.00-000-100000	LUNCH REFUND	51.50	N
087471	11-19-2020	GULF COAST PAPER CO	007020	1922095	199-51-6315.29-999-199000	COVID-19 SUPPLIES	1,600.00	N
087472	11-19-2020	ENRIQUE GUTIERREZ	000011	ECMS FB VS	199-36-6299.00-041-191W00	ECMS FOOTBALL OFFICIAL	95.00	N
087473	11-19-2020	KIM HAILEY	000011	OCT 28-NOV 16	437-31-6411.00-751-123000	INDISTRICT TRAVEL	64.40	N
087474	11-19-2020	ROY HARRIS	000011	EC VS FB VS	199-36-6299.00-001-191W00	JV FOOTBALL OFFICIAL	100.00	N
087475	11-19-2020	TERRENCE HARRIS	000011	EC VS WEST	199-36-6299.00-001-191W00	VARSITY FOOTBALL OFFICIAL	175.00	N
087476	11-19-2020	CARRIE HIBBS	000011	COACH	199-36-6411.94-001-191000	COACH MEETING EXP	59.99	N
087477	11-19-2020	BARBARA HLAVATY	000011	OCT 28;NOV 9	199-13-6411.00-001-123000	TRAVEL EXP	132.26	N
087478	11-19-2020	JUSTIN HOBBS	000011	EC VS CALH-BB	199-36-6299.00-001-191W00	BASKETBALL OFFICIAL	175.00	N
			000011	EC VS SANTA -	199-36-6299.00-001-191W00	BASKETBALL OFFICIAL	175.00	N
						Totals for Check 087478	**350.00**	
087479	11-19-2020	HOBBY LOBBY CREATIV	006705	94988867	199-11-6399.05-001-122000	FLORAL DESIGN LAB SUPPLIES	35.97	N
			006704	94988653	199-11-6399.80-001-122000	HORTICULTURE SUPPLIES	606.24	N
						Totals for Check 087479	**642.21**	
087480	11-19-2020	KRISTIN HOLTON	000011	OCT 28-NOV 17	459-11-6411.00-751-123000	INDISTRICT TRAVEL	648.09	N
087481	11-19-2020	HOUSTON ISD	000011	EC VS BRIDGE	199-00-5752.00-000-100000	VOLLEYBALL PLAYOFF FACILITY	1,502.50	N
087482	11-19-2020	RILON HUDSON	000011	EC JV/F VS WC	199-36-6299.00-001-191W00	JV/FRESH FOOTBALL OFFICIAL	75.00	N
087483	11-19-2020	IRLEN INSTITUTE	006844		199-11-6399.40-999-124000	OVERLAYS	128.20	N
087484	11-19-2020	KELSEY JOHNS	000011	COACH MEAL	199-36-6411.93-001-1910VB	COACH MEAL	8.00	N
			000011	VOLLEYBALL	199-36-6412.93-001-1910VB	VOLLEYBALL MEALS	129.00	N
						Totals for Check 087484	**137.00**	
087485	11-19-2020	KENNETH JOHSE	000011	ECMS FB VS	199-36-6299.00-041-191W00	ECMS FOOTBALL OFFICIAL	95.00	N
087486	11-19-2020	RYAN JUNG	000011	EC VS WEST	199-36-6299.00-001-191W00	VARSITY FOOTBALL CHAINS	60.00	N
087487	11-19-2020	KAYDI KACER	000011	CNA LUNCH	199-11-6399.77-001-122000	CNA LUNCHEON REIM	249.89	N
087488	11-19-2020	THOMAS C. KASPAR	000011	EC JV FB VS	199-36-6299.00-001-191W00	EC JV FOOTBALL UMPIRE	100.00	N
087489	11-19-2020	LEROY A. KOCIAN, JR.	000011	EC JV FB VS	199-36-6299.00-001-191W00	JV/F FOOTBALL HEAD LINESMAN	100.00	N
087490	11-19-2020	KARLEIGH KRPEC	000011	STUDENT ART	199-11-6399.06-041-111000	STUDENT INCENTIVE	30.00	N
087491	11-19-2020	KYRISH TRUCK CENTER	006368	X501029791:01	199-34-6399.00-999-199000	BUS PARTS	655.21	N
			006368	X501029794:01	199-34-6399.00-999-199000	BUS PARTS	124.36	N
						Totals for Check 087491	**779.57**	
087492	11-19-2020	NATHAN KUBES	000011	UIL BAND COMP	199-36-6299.00-001-199W00	UIL BAND COMPETITION SECURI	175.00	N
			000011	EC VS WEST	199-52-6299.00-001-191W00	VARSITY FOOTBALL SECURITY	140.00	N
			000011	EC JV VS	199-52-6299.00-001-191W00	JV FOOTBALL SECURITY	140.00	N
						Totals for Check 087492	**455.00**	
087493	11-19-2020	KEVIN LEWIS	000011	NEEDVILLE	199-36-6411.94-001-191000	TRAVEL EXP	43.70	N
087494	11-19-2020	JENNIFER LIMBAUGH	000011	OCT 28-NOV 16	437-11-6411.00-751-123000	INDISTRICT TRAVEL	237.42	N

For the Month of November

Check Nbr	Check Date	Payee	PO Nbr	Invoice Nbr	Fnd-Fnc-Obj.So-Org-Prog	Reason	Amount	EFT
087495	11-19-2020	JENNIFER LOVEDAY	000011	SEPT 28-OCT 30	199-52-6411.00-999-199W00	SECURITY GUARD TRAVEL EXP	45.77	N
087496	11-19-2020	DAVID A. MADDUX	000011	EC VS WEST	199-36-6299.00-001-191W00	VARSITY FOOTBALL OFFICIAL	175.00	N
087497	11-19-2020	LAURA ANN MAJOR	000011	4	437-11-6216.03-751-123000	SPEECH SERVICES	3,000.00	N
087498	11-19-2020	MARK'S PLUMBING PAR	006894	INV001911500	199-51-6316.00-999-199000	PLUMBING	93.34	N
087499	11-19-2020	MCCOY'S BUILDING SUP	006875	9681391	199-11-6399.03-001-122000	WOOD SHOP SUPPLIES	273.16	N
			006935	9681212	199-11-6399.13-001-111000	SUPPLIES-DRAMA	113.54	N
			006935	9681306	199-11-6399.13-001-111000	SUPPLIES-DRAMA	32.27	N
			006328	9680784	199-51-6316.00-999-199000	CARPENTER-CAMPUS PROJECT	172.64	N
			006292	9681455	199-51-6316.00-999-199000	GEN MAINT BUILDING MAINT	153.68	N
			006328	9681351	199-51-6316.00-999-199000	CARPENTER-CAMPUS PROJECT	15.50	N
						Totals for Check 087499	**760.79**	
087500	11-19-2020	MCLEMORE BUILDING	006434	140746-COVID	199-51-6249.01-999-199000	CUSTODIAL SERVICES	12,000.00	N
087501	11-19-2020	AURELIA MENDEZ	000011	UIL BAND COMP	199-52-6299.00-001-199W00	UIL BAND COMPETITION SECURI	175.00	N
087502	11-19-2020	KIM MICKELSON	101801	REG 3 10/29	313-31-6411.00-751-023000	TRAVEL EXP	66.13	N
087503	11-19-2020	J. S. MIRANDA	000011	EC VS WEST	199-36-6299.00-001-191W00	VARSITY FOOTBALL WORKER	60.00	N
087504	11-19-2020	DEBBIE MONDANE	000011	OCT 29-NOV 17	386-11-6411.00-999-123000	INDISTRICT TRAVEL	500.71	N
087505	11-19-2020	ROLAND MORGAN	000011	EC VS WEST	199-36-6299.00-001-191W00	VARSITY FOOTBALL OFFICIAL	175.00	N
087506	11-19-2020	ETHAN MOUSER	000011	EC VS WEST	199-36-6299.00-001-191W00	VARSITY FOOTBLAL CAMERA	40.00	N
087507	11-19-2020	MSDS ONLINE	006980	225341	199-51-6299.00-999-199000	MSDS/GHS ONLINE SVC	3,299.00	N
087508	11-19-2020	NATIONAL BUGMOBILES	006313	OCT 2020	199-51-6299.00-999-199000	PEST COTNROL - MONTHLY	385.00	N
087509	11-19-2020	LAURA OCANAS	000011	OCT 5-28	199-23-6411.00-107-199000	INDISTRICT TRAVEL	24.24	N
087510	11-19-2020	ORIGIN TEXAS RECYCLI	000011	2107422	199-34-6299.00-999-199000	USED OIL DISPOSAL	150.00	N
087511	11-19-2020	NCS PEARSON	006640	12187131	199-31-6339.00-999-137000	TESTING MATERIALS	457.92	N
087512	11-19-2020	JOSEPH L. PENNINGTO	000011	EC VS LAMAR-	199-36-6299.00-001-191W00	BASKETBALL OFFICIAL	175.00	N
			000011	ECMS FB VS	199-36-6299.00-041-191W00	ECMS FOOTBALL OFFICIAL	95.00	N
						Totals for Check 087512	**270.00**	
087513	11-19-2020	JUAN PERALES	000011	EC VS WEST	199-52-6299.00-001-191W00	VARSITY FOOTBALL SECURITY	140.00	N
			000011	UIL BAND COMP	199-52-6299.00-001-199W00	UIL BAND COMPETITION SECURI	175.00	N
						Totals for Check 087513	**315.00**	
087514	11-19-2020	REYNA PEREZ	000011	EC VS WEST	199-52-6299.00-001-191W00	VARSITY FOOTBALL SECURITY	140.00	N
			000011	EC JV VS WEST	199-52-6299.00-001-191W00	JV FOOTBALL SECURITY	140.00	N
			000011	EC VS LAMAR-	199-52-6299.00-001-191W00	BASKETBALL SECURITY	140.00	N
			000011	UIL BAND COMP	199-52-6299.00-001-199W00	UIL BAND MARCHING CONTEST	140.00	N
						Totals for Check 087514	**560.00**	
087515	11-19-2020	POSITIVE PROMOTIONS	006944	06636968	199-23-6498.00-107-199000	STAFF AWARDS - APPRECIATION	290.84	N
087516	11-19-2020	PRO-ED, INC.		2815871	199-11-6399.00-999-137000	DUPLICATE ORDER	-62.00	N
			006609	BW2849987	199-31-6339.00-999-137000	TESTING MATERIALS	578.60	N
						Totals for Check 087516	**516.60**	

For the Month of November

Check Nbr	Check Date	Payee	PO Nbr	Invoice Nbr	Fnd-Fnc-Obj.So-Org-Prog	Reason	Amount	EFT
087517	11-19-2020	QEP, INC.	006809	38295	255-13-6399.00-999-111000	CURRICULUM MATERIAL	17.90	N
087518	11-19-2020	R&R PRINTING	006924	52006	199-23-6399.02-001-199000	SUPPLIES-REGISTRAR	54.45	N
087519	11-19-2020	COLLEEN RASMUSSEN	000011	BRYCE;PAIGE	240-00-5751.00-000-100000	LUNCH REFUND	94.60	N
087520	11-19-2020	REGION 3 EDUC. SERVI	006547	056251	199-11-6239.35-001-111Y00	STAFF DEV TRAINING-HS	825.00	N
			006505	056120	199-11-6399.19-103-111000	MATH SUPPLIES	25.00	N
			006490	056128	199-13-6239.00-999-121000	PROFESSIONAL DEVELOPMENT	2,000.00	N
			006566		199-13-6411.35-001-121000	WORKKSHOP REGISTRATION	165.00	N
			006823	056236	199-21-6399.02-999-199000	CODING CHARTS	10.00	N
			006823	056236	199-41-6399.00-750-199000	CODING CHARTS	5.00	N
			006387	056229	211-13-6411.35-102-030000	WORKSHOP REGISTRATIONS	300.00	N
			006387	056229	211-13-6411.35-103-030000	WORKSHOP REGISTRATIONS	300.00	N
						Totals for Check 087520	**3,630.00**	
087521	11-19-2020	DENISE REK	000011	OCT 5-NOV 13	437-21-6411.01-751-123000	INDISTRICT TRAVEL	22.08	N
087522	11-19-2020	RELIANT	000011	1110310037383	199-51-6257.00-999-199000	EC LITTLE LEAGUE FIELD ELECT	1,664.05	N
087523	11-19-2020	REXEL USA, INC.	006526	S128977299.002	199-51-6316.00-999-199000	ELECTRICIAN-BUILD MAINT	139.11	N
087524	11-19-2020	RICE FARMERS CO-OP, I	006390	2-188040	199-51-6247.00-999-199000	GROUNDS REPAIR SERVICES	125.03	N
087525	11-19-2020	DOBIE ROD	000011	HOBBY LOBBY	199-11-6399.75-001-122000	EDUCATIONAL/FLORAL TRAINING	298.02	N
087526	11-19-2020	ROTARY CLUB OF EL CA	000011	8885	199-41-6495.00-701-199000	BOB CALLAGHAN DUES	165.00	N
087527	11-19-2020	SETH RUELAS	000011	EC VS WEST	199-36-6299.00-001-191W00	VARSITY FOOTBALL GAME CLOC	70.00	N
087528	11-19-2020	SHARI RUELAS	000011	EC VS WEST	199-36-6299.00-001-191W00	VARSITY FOOTBALL OFFICIAL	175.00	N
087529	11-19-2020	SAM A POPP	006960	56148	199-11-6399.00-001-111TEC	NETWORK REPAIRS-HS	150.00	N
087530	11-19-2020	SCHMIDT IMPLEMENT, I	006330	21898	199-51-6317.00-999-199000	GROUNDS SUPPLIES/MATERIALS	171.87	N
087531	11-19-2020	SCHOOL OUTFITTERS, L	006777	13487192	211-11-6399.35-107-030000	HEADDPHONES	473.32	N
087532	11-19-2020	SCHOOL SPECIALITY IN	006938	208126514932	199-11-6399.00-107-111000	CLASSROOM SUPPLIES	100.45	N
087533	11-19-2020	SDS PHYSICAL THERAP	000011	OCT 2020	437-11-6216.00-751-123000	THERAPY SERVICES	1,293.75	N
087534	11-19-2020	KRISTEN SEAY	111901	10/28-11/16 TRV	313-11-6411.00-751-023000	INDISTRICT TRAVEL	233.57	N
087535	11-19-2020	SERVICE SUPPLY OF VI	006827	701075573	199-51-6319.00-999-199000	HVAC	23.50	N
			006827	701075592	199-51-6319.00-999-199000	HVAC	55.00	N
			006827	701075621	199-51-6319.00-999-199000	HVAC	58.86	N
			006827	701075650	199-51-6319.00-999-199000	HVAC	447.72	N
			006827	701075889	199-51-6319.00-999-199000	HVAC	91.78	N
						Totals for Check 087535	**676.86**	
087536	11-19-2020	WEX BANK	006437	68485666	199-34-6311.00-999-199000	OUT OF DISTRICT FUEL	90.07	N
087537	11-19-2020	SKYWARD	111802	708661	199-53-6299.00-001-199W00	STUDENT MGMT SOFTWARE/CLA	106.00	N
			111802	708661	199-53-6299.00-041-199W00	STUDENT MGMT SOFTWARE/CLA	106.00	N
			111802	708661	199-53-6299.00-102-199W00	STUDENT MGMT SOFTWARE/CLA	106.00	N
			111802	708661	199-53-6299.00-103-199W00	STUDENT MGMT SOFTWARE/CLA	106.00	N
			111802	708661	199-53-6299.00-107-199W00	STUDENT MGMT SOFTWARE/CLA	106.00	N
						Totals for Check 087537	**530.00**	

For the Month of November

Check Nbr	Check Date	Payee	PO Nbr	Invoice Nbr	Fnd-Fnc-Obj.So-Org-Prog	Reason	Amount	EFT
087538	11-19-2020	DARRYL SOCHA	000011	EC VS WEST	199-36-6299.00-001-191W00	VARSITY FOOTBALL CHAINS	60.00	N
087539	11-19-2020	JEFFREY A SOCHA	000011	EC VS WEST	199-36-6299.00-001-191W00	VARSITY FOOTBALL CHAINS	60.00	N
087540	11-19-2020	JUSTIN SOZA	000011	EC VS SANTA	199-52-6299.00-001-191W00	BASKETBALL SECURITY	140.00	N
087541	11-19-2020	SPIRIT MONKEY, LLC	006965	47053	199-11-6498.00-103-111000	INCENTIVE SUPPLIES	200.00	N
087542	11-19-2020	STEVEN STAFF	000011	EC FR VS	199-36-6299.00-001-191W00	FRESHMAN FOOTBALL WORKER	25.00	N
			000011	JV FB VS NEED	199-36-6299.00-001-191W00	JV FOOTBALL WORKER	25.00	N
			000011	EC VS CAL-BB	199-36-6299.00-001-191W00	BASKETBALL WORKER	75.00	N
			000011	EC VS SANTA -	199-36-6299.00-001-191W00	BASKETBALL WORKER	50.00	N
						Totals for Check 087542	**175.00**	
087543	11-19-2020	SUSAN L. STOCKTON	000011	OCT 27-NOV 13	437-11-6216.04-751-123000	COUNSELING SERVICES	4,802.50	N
087544	11-19-2020	TAMMI STURM	000011	EC VS COL/W	199-36-6299.00-001-191W00	SWIM MEET OFFICIAL	78.95	N
			000011	EC VS VICT	199-36-6299.00-001-191W00	SWIM MEET OFFICIAL	51.97	N
			000011	EC SWIM MEET	199-36-6299.00-001-191W00	SWIM MEET OFFICIAL	136.04	N
						Totals for Check 087544	**266.96**	
087545	11-19-2020	SULLIVAN SUPPLY, INC.	006465	30839	199-11-6399.81-001-122000	AG BARN SUPPLIES	790.37	N
087546	11-19-2020	SUPERIOR MOTOR PAR	006512	9319-344727	199-11-6399.22-001-122000	AG SHOP SUPPLIES	164.34	N
			006265	9319-344525	199-11-6399.72-001-122000	AUTO TECH LAB SUPPLIES	414.50	N
			006294	9319-344859	199-51-6316.00-999-199000	GEN MAINT BUILDING MAINT	9.36	N
			006295	9319-344283	199-51-6319.00-999-199000	HVAC MAINT REPAIR EXP-SUPP/	24.19	N
			006295	9319-344461	199-51-6319.00-999-199000	HVAC MAINT REPAIR EXP-SUPP/	10.39	N
			006295	9319-344593	199-51-6319.00-999-199000	HVAC MAINT REPAIR EXP-SUPP/	13.64	N
			006295	9319-344644	199-51-6319.00-999-199000	HVAC MAINT REPAIR EXP-SUPP/	17.06	N
			006295	9319-344690	199-51-6319.00-999-199000	HVAC MAINT REPAIR EXP-SUPP/	27.43	N
			006295	9319-344926	199-51-6319.00-999-199000	HVAC MAINT REPAIR EXP-SUPP/	4.29	N
						Totals for Check 087546	**685.20**	
087547	11-19-2020	TASBO	000011	344232	199-41-6411.00-750-199000	REGISTRATION FEE	70.00	N
			006708	345088	199-41-6411.00-750-199000	TASBO CLASS	215.00	N
						Totals for Check 087547	**285.00**	
087548	11-19-2020	TAYLOR PUBLISHING C	000011	194167	199-36-6299.62-001-199000	YEARBOOK DEPOSIT	2,465.05	N
087549	11-19-2020	TECHNICAL LABORATO	006326	110-11720	211-11-6395.35-102-130000	CLASSROOM SUBSCRIPTION	2,500.00	N
087550	11-19-2020	SPARKLIGHT	006485	125725085-NOV	199-51-6259.00-999-199W00	MAINT INTERNET SERVICE	72.73	N
087551	11-19-2020	TEXANA CENTER	000011	1746	199-11-6216.01-001-123000	BEHAVIORAL MANAGEMENT	9,310.00	N
			111901	1742	313-11-6219.00-751-023000	BEHAVIORAL MGMT-OCTOBER	2,543.80	N
						Totals for Check 087551	**11,853.80**	
087552	11-19-2020	TEXAS ASSN OF SCHOO	007003	584662	199-51-6299.00-999-199000	FACILITY ENVIRONMENTAL	2,500.00	N
087553	11-19-2020	TEXAS COAST YARD MA	006969	4779	199-51-6247.00-999-199000	GROUNDS MAINTENACE	150.00	N
			006969	4780	199-51-6247.00-999-199000	GROUNDS MAINTENACE	90.00	N
			006969	4905	199-51-6247.00-999-199000	GROUNDS MAINTENACE	600.00	N
						Totals for Check 087553	**840.00**	

For the Month of November

Check Nbr	Check Date	Payee	PO Nbr	Invoice Nbr	Fnd-Fnc-Obj.So-Org-Prog	Reason	Amount	EFT
087554	11-19-2020	TEXAS DEPT OF LICENS	006970	702064	199-11-6299.70-001-122000	COSMETOLOGY LICENSE	200.00	N
087555	11-19-2020	TEXAS DEPT OF PUBLIC	006498	CRS2020102029	199-41-6219.00-720-199000	BACKGROUND CHECKS	9.00	N
087556	11-19-2020	TEXAS EDUCATIONAL M	006636	DEC 2020	199-11-6299.00-001-128W00	PAYROLL EXPENSES	4,932.08	N
			006636	DEC 2020	199-11-6299.01-001-111W00	PAYROLL EXPENSES	4,259.17	N
						Totals for Check 087556	**9,191.25**	
087557	11-19-2020	TEXAS LIBRARY ASSOCI	000011	WILLIAMSON,	199-12-6411.00-102-111000	REGISTRATION FEE	167.00	N
087558	11-19-2020	TEXAS MULTI-CHEM, LT	006580	100546	199-51-6247.00-999-199000	JR HIGH FOOTBALL-GROUNDS/FI	534.00	N
			006581	100545	199-51-6247.00-999-199000	JR HIGH PRACT #2 FOOTBALL	400.50	N
			006582	100547	199-51-6247.00-999-199000	HIGH SCHOOL PRACTICE FIELD	801.00	N
			006685	100548	199-51-6247.00-999-199000	GROUNDS-COMMON AREA/BB/SB	534.00	N
						Totals for Check 087558	**2,269.50**	
087559	11-19-2020	THINK TANK	006962	THD17150	199-11-6299.00-001-111TEC	ALR - Tech/Maint HelpDesk	359.90	N
			006962	THD17150	199-11-6299.00-041-111TEC	ALR - Tech/Maint HelpDesk	359.90	N
			006962	THD17150	199-11-6299.00-102-111TEC	ALR - Tech/Maint HelpDesk	359.90	N
			006962	THD17150	199-11-6299.00-103-111TEC	ALR - Tech/Maint HelpDesk	359.90	N
			006962	THD17150	199-11-6299.00-107-111TEC	ALR - Tech/Maint HelpDesk	359.90	N
						Totals for Check 087559	**1,799.50**	
087560	11-19-2020	LINDA THURMOND	000011	OCT 28-NOV 12	199-11-6411.00-999-1230VI	INDISTRICT TRAVEL	199.87	N
087561	11-19-2020	BRENDA TOMPKINS	000011	AUG 11-OCT 30	240-35-6411.00-999-199000	INDISTRICT TRAVEL	108.40	N
087562	11-19-2020	TERESE TOMPKINS	110011	EC PLAYOFF 2	199-36-6412.63-001-191000	C/L MEALS	180.00	N
087563	11-19-2020	OFELIA TORRES	000011	EC VS WEST	199-36-6299.00-001-191W00	VARSITY FOOTBALL WORKER	60.00	N
087564	11-19-2020	TRACTOR SUPPLY COM	006468	767569	199-11-6399.81-001-122000	AG BARN SUPPLIES	67.96	N
087565	11-19-2020	UNIFIRST CORPORATIO	006300	8150891924	199-34-6299.00-999-199000	UNIFORM LAUNDRY SERVICE	35.35	N
			006300	8150892599	199-34-6299.00-999-199000	UNIFORM LAUNDRY SERVICE	35.35	N
						Totals for Check 087565	**70.70**	
087566	11-19-2020	UNITED AGRICULTURAL	006473	294638	199-11-6399.81-001-122000	AG BARN SUPPLIES	28.14	N
			006473	295380	199-11-6399.81-001-122000	AG BARN SUPPLIES	348.93	N
			006296	296208	199-51-6317.00-999-199000	GROUNDS	51.98	N
						Totals for Check 087566	**429.05**	
087567	11-19-2020	SICILY VALDEZ	000011	EC VS WEST	199-36-6299.00-001-191W00	VARSITY FOOTBALL PRODUCER	50.00	N
087568	11-19-2020	MARK VAN GORP	000011	EC VS CAL-BB	199-36-6299.00-001-191W00	BASKETBALL CLOCK	75.00	N
			000011	EC VS SANTA-	199-36-6299.00-001-191W00	BASKETBALL CLOCK	50.00	N
						Totals for Check 087568	**125.00**	
087569	11-19-2020	AUSTIN VIKTORIN	000011	EC VS WEST	199-36-6299.00-001-191W00	VARSITY FOOTBALL CAMERA OP	40.00	N
087570	11-19-2020	ZARIF WALLACE	000011	EC VS LAMAR-	199-36-6299.00-001-191W00	BASKETBALL OFFICIAL	175.00	N
087571	11-19-2020	MATTHEW WATKINS	000011	EC JV BB VS	199-36-6299.00-001-191W00	JV BASKETBALL OFFICIAL	100.00	N
087572	11-19-2020	ANTWUAN WHALON	000011	EC VS LAMAR-	199-36-6299.00-001-191W00	BASKETBALL OFFICIAL	175.00	N
087573	11-19-2020	WHARTON CO. C.A.D.	000011	1ST QTR SHARE	199-41-6213.00-703-199000	FIRST QTR PAYMENT-ECISD SHA	61,240.00	N

For the Month of November

Check Nbr	Check Date	Payee	PO Nbr	Invoice Nbr	Fnd-Fnc-Obj.So-Org-Prog	Reason	Amount	EFT
087574	11-19-2020	SAMUEL WHITLEY	000011	EC VS WEST	199-36-6299.00-001-191W00	VARSITY FOOTBALL OFFICIAL	175.00	N
087575	11-19-2020	JOHN MARTIN WUTHRIC	000011	EC VS CALH-BB	199-36-6299.00-001-191W00	BASKETBALL OFFICIAL	175.00	N
087576	11-19-2020	ANNA ZAHN	000011	SOUTHERN	199-11-6411.70-001-122000	CLASS SUPPLIES TRAVEL	94.88	N
						Total Checks	**480,899.81**	

End of Report

Information Only

Agenda Item: 4.B.3
Meeting Date: December 15, 2020
Submitted by: David Bright, Assistant Superintendent for Finance

Consent Agenda: Business and Support Services	Quarterly Investment Report
Summary	According to the *Texas Government Code § 2256.023(a), Not less than quarterly, the investment officer shall prepare and submit to the governing body of the entity a written report of investment transactions for all funds covered by this chapter for the preceding reporting period."* This information is taken from the Public Funds Investment Act.
ECISD Board Policy	CDA (LEGAL), OTHER REVENUES: INVESTMENTS, QUARTERLY REPORTS
Effective Date	November 30, 2020
Previous Board Action	Board reviews *Quarterly Investment Reports* in September, January, March, and June.
Future Action Expected	Next review, March 2021
Background Information and Significant Issues	None.
Fiscal Impact	None.
Student and Public Benefit	Closely monitoring district investments ensures the efficient use of public funds.
Procedural and Reporting Implications	None.
Public Comments	None.

Alternatives	None.
Other Comments and Related Issues	None.
Attachments	*ECISD Quarterly Financial Report for Quarter Ending November 30, 2020*
Contact Person(s)	David Bright, Assistant Superintendent of Finance and Operations
Action Required	No Action Required. This is an information report only.
Superintendent's Recommendation	Information only. **Bob Callaghan, Superintendent of Schools**

ECISD QUARTERLY INVESTMENT REPORT

For Quarter Ending November 30, 2020

Submitted December 15, 2020
ECISD Board Meeting

Prepared by David Bright,
Assistant Superintendent for Finance

El Campo Independent School District
Quarterly Report of Investment Activity
Quarter Ending November 30, 2020

Introduction

House Bill 2459, which was passed during the 1995 legislative session, amended a section of the Education Code dealing with investments. Code Section 2256.023 as amended requires that the Investment Officer of the District prepare a report of investment activity and position on a quarterly basis. The report that follows covers the period September 1, 2020 to November 30, 2020.

Investment Strategy for all Funds

The goal of the investment program is to maximize financial returns within current market conditions in accordance with Board Policy CDA (LEGAL) and CDA (LOCAL). All legal, authorized investments shall have sufficient liquidity to meet anticipated cash flow requirements, projected on a weekly, monthly, and annual basis. Investments should not exceed one (1) year in final, stated maturity. Only investments authorized by Board Policy CDA (LEGAL) and CDA (LOCAL) will be purchased. Investments should be purchased with the intent of holding until maturity.

Investment Activity for the Quarter Ending November 30, 2020

Interest earned at Prosperity Bank for the quarter totaled:	$37,083.27
Interest earned at TexPOOL for the quarter totaled:	521.62
Interest earned at TexSTAR for the quarter totaled:	315.61
Total Interest Earned for the Quarter:	**$37,920.50**

Diversification of Funds

As a part of the investment policy adopted by the Board, a written investment strategy is required which must describe the investment objective for each fund. One of the priorities listed in Board policy concerns diversification of the investment portfolio. As of November 30, 2020, the District's portfolio held $11,656,928.31 or 81.42% of available funds with Prosperity Bank, $1,554,344.31 or 10.86% with TexPOOL, and $1,106,159.66 or 7.73% with TexSTAR. The portfolio balance was $14,317,432.28.

Collateral

In order to protect the District from risk of loss related to uninsured cash balances, the Districts depository bank pledges collateral to the District in the form of government securities. On November 30, 2020, securities pledged by the Prosperity State Bank to El Campo ISD had an estimated market value of $14,557,080.16. With FDIC insurance the District has adequate collateral.

Investment Position at November 30, 2020

The attached report details the ending cash and investment balances for each of the past three months. Interest earned is posted to the General Ledger on a monthly basis.

Investment Officers' Certification

I hereby certify that the following information to the best of my knowledge is a true and accurate description of the investment portfolio of the El Campo Independent School District for the period ending November 30, 2020. All investments are in compliance with the Public Funds Investment Act (HB2459) and local investment policies.

Respectfully Submitted,

Joyce Supak
Investment Officer
El Campo Independent School District

David Bright
Assistant Superintendent for Finance
El Campo Independent School District

EL CAMPO INDEPENDENT SCHOOL DISTRICT
QUARTERLY CASH & INVESTMENT REPORT
September 1, 2020 to November 30, 2020

Prosperity Bank

Account Balances - Month End	*Sep 20*	*Oct 20*	*Nov 20*
Money Market Account	$9,142,462.91	$10,089,719.43	$10,095,604.44
Capital Project Account	$0.00	$0.00	$0.00
General Fund	$1,111,197.55	$1,286,438.83	$1,225,674.48
General Fund - Investment Account	$1,042.35	$1,043.45	$1,044.52
Payroll	$252,143.72	$256,696.09	$253,922.16
Interest & Sinking	$20,766.43	$23,114.20	$80,682.71
Total	$10,527,612.96	$11,657,012.00	$11,656,928.31

Prosperity Bank

Interest Earned	*Sep 20*	*Oct 20*	*Nov 20*
Money Market Account	$9,429.70	$11,203.28	$11,110.38
Capital Project Account	$0.00	$0.00	$0.00
General Fund	$1,208.17	$1,337.44	$1,749.87
General Fund - Investment Account	$1.07	$1.10	$1.07
Payroll	$326.34	$316.04	$298.58
Interest & Sinking	$21.09	$24.13	$55.01
Total	$10,986.37	$12,881.99	$13,214.91

Investment Pools

Account Balances - Month End	*Sep 20*	*Oct 20*	*Nov 20*
TexPool General Fund Investment Account	$1,519,006.64	$1,519,178.84	$1,519,332.55
TexPool Family Crisis Fund	$35,004.26	$35,008.24	$35,011.76
TexSTAR General	$1,057,673.95	$1,057,777.29	$1,057,859.37
TexSTAR Debt Service	$48,291.86	$48,296.55	$48,300.29
Total	$2,659,976.71	$2,660,260.92	$2,660,503.97

Investment Pools

Interest Earned	*Sep 20*	*Oct 20*	*Nov 20*
TexPool General Fund Investment Account	$183.95	$172.20	$153.71
TexPool Family Crisis Fund	$4.26	$3.98	$3.52
TexSTAR General	$116.43	$103.34	$82.08
TexSTAR Debt Service	$5.33	$4.69	$3.74
Total	$309.97	$284.21	$243.05

Average Monthly Rates

Average Monthly Rate:	**Prosperity All Accounts**	**TexPool**	**TexStar**
Sep-20	**1.25% - 1.51%**	**0.1474**	**0.1339**
Oct-20	**1.25% - 1.51%**	**0.1335**	**0.1150**
Nov-20	**1.25% - 1.51%**	**0.1231**	**0.0944**
Dec-20			
Jan-21			
Feb-21			
Mar-21			
Apr-21			
May-21			
Jun-21			
Jul-21			
Aug-21			

TEXPOOL
AN INVESTMENT SERVICE FOR PUBLIC FUNDS

Monthly Newsletter: November 2020

ANNOUNCEMENTS

We welcome the following entities who joined TexPool in October 2020:

TexPool

Mason Creek Utility District
East Harris County Emergency JPB
Travis County MUD 20
Sienna Plantation MUD 6
City of Crandall
Northwest Williamson County MUD 2

TexPool *Prime*

City of Oak Leaf
City of Corpus Christi
City of San Angelo
City of Crandall

Upcoming Events

Nov 04, 2020 - Nov 06, 2020,
GFOAT Fall Conference
Virtual Conference

TexPool Advisory Board Members

David Garcia
Patrick Krishock
Belinda Weaver
Deborah Laudermilk
Jerry Dale
David Landeros
Sharon Matthews
Vivian Wood

Overseen by the State of Texas Comptroller of Public Accounts Glenn Hegar.

Operated under the supervision of the Texas Treasury Safekeeping Trust Company

Economic and Market Commentary: Plenty on the plate

November 1, 2020

Historically, the money markets don't experience volatility anywhere near that of other asset classes, but they don't like uncertainty any less than their equity and fixed-income brethren. No matter what results Election Day brings, there will be heightened anxiety and many unknowns. What will it mean for much-needed fiscal stimulus, shifts in policy and potential regulations? And as fate—or rather the U.S. Constitution—would have it, national elections run up against year-end, adding unwanted pressure to an already stressful affair. It's nothing cash managers can't handle, and we expect it to abate when we—finally—shut the door on 2020.

But 2020 will be with us for quite a while as the world recovers from the heath crisis and economic aftermath. In the financial sphere, we will see continued scrutiny of the money markets. This is unfair, as the Federal Reserve intervened to support the entire financial system, especially both commercial paper and CD primary- and secondary-market trading. Banks and dealers didn't make markets with their own paper, let alone that of other firms. That was unprecedented. The focus must be there.

The future of the cash-management sector is, of course, not just about the past. Plans to enhance access to it both across the globe and through an expanded window of time

(continued page 6)

Performance as of October 31, 2020

	TexPool	TexPool *Prime*
Current Invested Balance	$21,923,808,618.19	$8,324,884,047.26
Weighted Average Maturity**	39	52
Weighted Average Life**	106	65
Net Asset Value	1.00027	1.00009
Total Number of Participants	2633	432
Management Fee on Invested Balance	0.0450%	0.0550%
Interest Distributed	$2,522,136.11	$1,580,474.81
Management Fee Collected	$753,478.63	$346,731.71
Standard & Poor's Current Rating	AAAm	AAAm
Month Averages		
Average Invested Balance	$22,259,416,905.15	$8,166,105,858.51
Average Monthly Rate*	0.13%	0.23%
Average Weighted Average Maturity**	39	52
Average Weighted Average Life**	107	63

**This average monthly rate for TexPool Prime for each date may reflect a waiver of some portion or all of each of the management fees.*
***See page 2 for definitions.*
Past performance is no guarantee of future results.

Phone: 1-866-TEXPOOL (839-7665) · Fax: 1-866-839-3291 · TexPool.com
© 2020 Federated Hermes, Inc.
G35884-24 (11/20)

Managed and Serviced by Federated Hermes

Portfolio by Maturity (%)

As of October 31, 2020

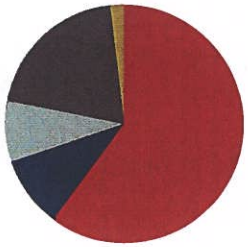

Portfolio by Type of Investment (%)

As of October 31, 2020

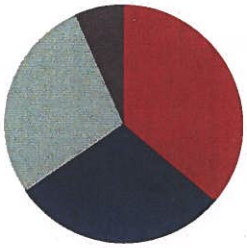

Portfolio Asset Summary as of October 31, 2020

	Book Value	Market Value
Uninvested Balance	-$625,121.76	-$625,121.76
Receivable for Investments Sold	0.00	0.00
Accrual of Interest Income	11,444,481.24	11,444,481.24
Interest and Management Fees Payable	-2,522,076.23	-2,522,076.23
Payable for Investments Purchased	0.00	0.00
Accrued Expenses & Taxes	-48,368.82	-48,368.82
Repurchase Agreements	6,383,054,960.00	6,383,054,960.00
Mutual Fund Investments	1,440,074,000.00	1,440,074,000.00
Government Securities	6,092,322,607.21	6,095,986,400.69
U.S. Treasury Inflation Protected Securities	1,183,212,194.82	1,183,762,231.74
U.S. Treasury Bills	5,707,323,253.36	5,707,629,121.82
U.S. Treasury Notes	1,109,572,688.37	1,110,686,035.94
Total	**$21,923,808,618.19**	**$21,929,441,664.62**

Market value of collateral supporting the Repurchase Agreements is at least 102% of the Book Value. The portfolio is managed by Federated Investment Counseling and the assets are safe kept in a separate custodial account at State Street Bank in the name of TexPool. The only source of payment to the Participants is the assets of TexPool. There is no secondary source of payment for the pool such as insurance or State guarantee. Should you require a copy of the portfolio, please contact TexPool Participant Services.

Participant Summary

	Number of Participants	Balance
School District	599	$5,863,160,595.99
Higher Education	60	$1,249,614,772.36
Healthcare	90	$1,217,522,430.11
Utility District	839	$3,005,392,943.02
City	482	$6,035,484,885.02
County	190	$2,277,578,201.34
Other	373	$2,274,740,183.97

****Definition of Weighted Average Maturity and Weighted Average Life**

WAM is the mean average of the periods of time remaining until the securities held in TexPool (a) are scheduled to be repaid, (b) would be repaid upon a demand by TexPool, or (c) are scheduled to have their interest rate readjusted to reflect current market rates. Securities with adjustable rates payable upon demand are treated as maturing on the earlier of the two dates set forth in (b) and (c) if their scheduled maturity is 397 days or less; and the later of the two dates set forth in (b) and (c) if their scheduled maturity is more than 397 days. The mean is weighted based on the percentage of the amortized cost of the portfolio invested in each period.

WAL is calculated in the same manner as WAM, but is based solely on the periods of time remaining until the securities held in TexPool (a) are scheduled to be repaid or (b) would be repaid upon a demand by TexPool, without reference to when interest rates of securities within TexPool are scheduled to be readjusted.

TexPool

Daily Summary

Date	Money Mkt. Fund Equiv. (SEC Std.)	Dividend Factor	TexPool Invested Balance	NAV	WAM Days	WAL Days
10/1	0.1321%	0.000003618	$22,729,496,842.68	1.00032	38	108
10/2	0.1363%	0.000003733	$22,638,488,308.04	1.00032	39	109
10/3	0.1363%	0.000003733	$22,638,488,308.04	1.00032	39	109
10/4	0.1363%	0.000003733	$22,638,488,308.04	1.00032	39	109
10/5	0.1465%	0.000004013	$22,504,147,393.65	1.00031	38	108
10/6	0.1416%	0.000003879	$22,538,194,096.82	1.00030	38	109
10/7	0.1415%	0.000003877	$22,542,597,215.98	1.00030	38	108
10/8	0.1372%	0.000003760	$22,437,136,151.02	1.00030	38	108
10/9	0.1357%	0.000003717	$22,503,441,736.39	1.00028	39	108
10/10	0.1357%	0.000003717	$22,503,441,736.39	1.00028	39	108
10/11	0.1357%	0.000003717	$22,503,441,736.39	1.00028	39	108
10/12	0.1357%	0.000003717	$22,503,441,736.39	1.00028	39	108
10/13	0.1371%	0.000003757	$22,351,101,378.31	1.00028	38	106
10/14	0.1408%	0.000003857	$22,187,429,195.09	1.00029	38	106
10/15	0.1352%	0.000003703	$22,132,701,573.30	1.00029	38	108
10/16	0.1347%	0.000003691	$22,017,108,894.94	1.00028	39	108
10/17	0.1347%	0.000003691	$22,017,108,894.94	1.00028	39	108
10/18	0.1347%	0.000003691	$22,017,108,894.94	1.00028	39	108
10/19	0.1298%	0.000003557	$21,967,319,018.82	1.00028	39	108
10/20	0.1306%	0.000003579	$21,955,657,735.49	1.00028	39	108
10/21	0.1288%	0.000003529	$21,739,314,295.09	1.00028	39	106
10/22	0.1278%	0.000003501	$21,760,369,628.34	1.00028	40	109
10/23	0.1269%	0.000003476	$22,338,575,438.77	1.00026	39	106
10/24	0.1269%	0.000003476	$22,338,575,438.77	1.00026	39	106
10/25	0.1269%	0.000003476	$22,338,575,438.77	1.00026	39	106
10/26	0.1324%	0.000003627	$22,212,408,900.39	1.00027	38	106
10/27	0.1345%	0.000003684	$22,136,644,289.93	1.00027	38	106
10/28	0.1061%	0.000002908	$22,039,100,325.59	1.00027	38	105
10/29	0.1309%	0.000003587	$21,964,403,911.89	1.00027	38	105
10/30	0.1340%	0.000003670	$21,923,808,618.19	1.00027	39	106
10/31	0.1340%	0.000003670	$21,923,808,618.19	1.00027	39	106
Average:	**0.1335%**	**0.000003656**	**$22,259,416,905.15**	**1.00028**	**39**	**107**

TexPool *Prime*

Portfolio by Maturity (%)

As of October 31, 2020



- 1-7 days **35.8**
- 8-30 days **10.5**
- 31-90 days **27.0**
- 91-180 days **24.8**
- 181+ days **1.9**

Portfolio by Type of Investment (%)

As of October 31, 2020

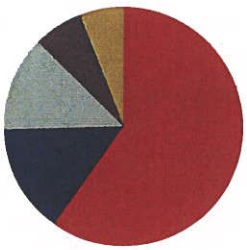

- Commercial Paper **59.8**
- Government **14.7**
- Repurchase Agreements **12.8**
- Money Market Funds **6.6**
- Variable Rate Notes **6.0**

Portfolio Asset Summary as of October 31, 2020

	Book Value	Market Value
Uninvested Balance	-$319,833.80	-$319,833.80
Receivable for Investments Sold	0.00	0.00
Accrual of Interest Income	151,858.31	151,858.31
Interest and Management Fees Payable	-1,580,473.71	-1,580,473.71
Payable for Investments Purchased	-199,894,444.44	-199,894,444.44
Accrued Expenses & Taxes	-22,928.04	-22,928.04
Repurchase Agreements	1,092,946,000.00	1,092,946,000.00
Commercial Paper	5,094,981,082.00	5,095,773,837.65
Bank Instruments	0.00	0.00
Mutual Fund Investments	562,126,501.34	562,052,003.75
Government Securities	1,255,496,285.60	1,255,521,977.70
Variable Rate Notes	521,000,000.00	521,025,075.00
Total	**$8,324,884,047.26**	**$8,325,653,072.42**

Market value of collateral supporting the Repurchase Agreements is at least 102% of the Book Value. The portfolio is managed by Federated Investment Counseling and the assets are safe kept in a separate custodial account at State Street Bank in the name of TexPool Prime. The assets of TexPool Prime are the only source of payments to the Participants. There is no secondary source of payment for the pool such as insurance or State guarantee. Should you require a copy of the portfolio, please contact TexPool Participant Services

Participant Summary

	Number of Participants	Balance
School District	127	$2,352,519,958.83
Higher Education	19	$631,505,132.21
Healthcare	17	$385,816,385.41
Utility District	47	$341,124,108.30
City	90	$2,204,673,457.48
County	43	$554,681,390.07
Other	89	$1,854,561,134.10

TexPool *Prime*

Daily Summary

Date	Money Mkt. Fund Equiv. (SEC Std.)	Dividend Factor	TexPool *Prime* Invested Balance	NAV	WAM Days	WAL Days
10/1	0.2367%	0.000006486	$7,988,053,197.39	1.00020	50	60
10/2	0.2392%	0.000006554	$8,072,731,635.03	1.00018	50	60
10/3	0.2392%	0.000006554	$8,072,731,635.03	1.00018	50	60
10/4	0.2392%	0.000006554	$8,072,731,635.03	1.00018	50	60
10/5	0.2428%	0.000006652	$8,080,469,829.53	1.00018	49	60
10/6	0.2394%	0.000006559	$8,117,459,525.73	1.00017	49	60
10/7	0.2396%	0.000006565	$8,175,669,592.66	1.00017	51	61
10/8	0.2378%	0.000006515	$8,159,159,203.46	1.00016	52	62
10/9	0.2369%	0.000006491	$8,170,969,835.33	1.00014	54	64
10/10	0.2369%	0.000006491	$8,170,969,835.33	1.00014	54	64
10/11	0.2369%	0.000006491	$8,170,969,835.33	1.00014	54	64
10/12	0.2369%	0.000006491	$8,170,969,835.33	1.00014	54	64
10/13	0.2416%	0.000006620	$8,052,193,501.49	1.00015	52	63
10/14	0.2353%	0.000006447	$8,120,040,942.07	1.00015	51	61
10/15	0.2317%	0.000006348	$8,096,086,488.22	1.00015	51	62
10/16	0.2320%	0.000006357	$8,054,238,866.34	1.00013	53	64
10/17	0.2320%	0.000006357	$8,054,238,866.34	1.00013	53	64
10/18	0.2320%	0.000006357	$8,054,238,866.34	1.00013	53	64
10/19	0.2259%	0.000006190	$8,114,418,321.31	1.00013	50	61
10/20	0.2162%	0.000005923	$8,206,147,533.97	1.00013	50	60
10/21	0.2135%	0.000005849	$8,199,201,013.01	1.00013	50	60
10/22	0.2180%	0.000005973	$8,095,320,258.06	1.00013	53	63
10/23	0.2149%	0.000005889	$8,240,056,870.69	1.00011	52	61
10/24	0.2149%	0.000005889	$8,240,056,870.69	1.00011	52	61
10/25	0.2149%	0.000005889	$8,240,056,870.69	1.00011	52	61
10/26	0.2208%	0.000006049	$8,301,239,614.44	1.00011	52	65
10/27	0.2154%	0.000005902	$8,312,023,068.01	1.00011	51	65
10/28	0.2157%	0.000005909	$8,330,465,964.65	1.00011	51	64
10/29	0.2112%	0.000005787	$8,366,604,007.84	1.00010	52	65
10/30	0.2115%	0.000005795	$8,324,884,047.26	1.00009	52	65
10/31	0.2115%	0.000005795	$8,324,884,047.26	1.00009	52	65
Average:	**0.2281%**	**0.000006249**	**$8,166,105,858.51**	**1.00014**	**52**	**63**

Participant Services
1001 Texas Ave. Suite 1150
Houston, TX 77002

PRSRT STD
U.S. POSTAGE
PAID
AUSTIN, TX
PERMIT NO. 1264

MS. JOYCE SUPAK
EL CAMPO ISD
700 W NORRIS ST
EL CAMPO TX 77437-2432

1215 T6 P1

through new technology are just some of the positive developments. The shift from the London interbank offered rate (LIBOR) to the Secured Overnight Financing Rate (SOFR), while rocky, is progressing and will leave the industry with a stronger, more reliable and more trusted system.

As for the near future, after the election is decided we expect some measure of fiscal stimulus. This should bring a wave of Treasury bill issuance to fund stimulus checks, action that could offer relief to short-term rates.

For now, the Treasury and Libor yield curves remain fairly flat. Treasury yields ended the month with 1-month at 0.08%, 3-month at 0.10%, 6-month at 0.12%, and 12-month at 0.13%. Libor ended the month with 1-month at 0.14%, 3-month at 0.22%, 6-month at 0.24% and 12-month at 0.33%. The weighted average maturity (WAM) at month-end was 39 days for TexPool and 52 days for TexPool *Prime*.

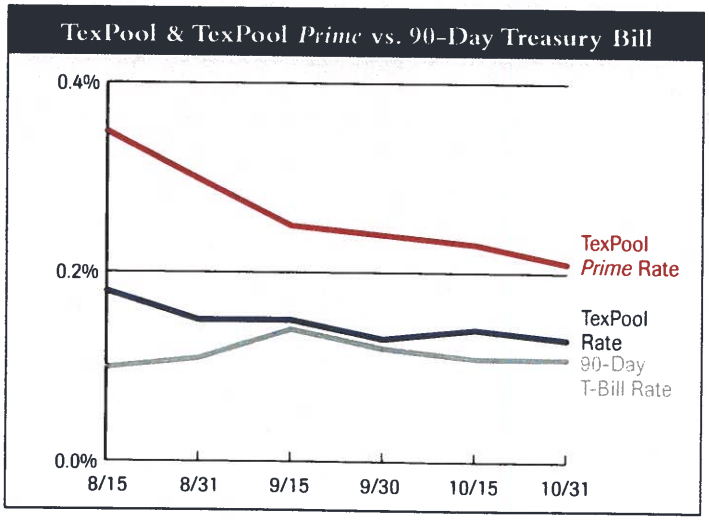

90-Day Treasury Bill is a short-term debt instrument backed by the national government. These are used to collect immediate cash to meet outstanding obligations.

Any private investor can invest in a Treasury bill. The 90-Day Treasury Bill is a weighted average rate of the weekly auctions of 90-Day Treasury Bills.

Past performance is no guarantee of future results.

TexSTAR

MONTHLY NEWSLETTER NOVEMBER 2020

PERFORMANCE

As of November 30, 2020

Current Invested Balance	$8,910,228,194.78
Weighted Average Maturity (1)	43 Days
Weighted Average Maturity(2)	99 Days
Net Asset Value	1.000188
Total Number of Participants	933
Management Fee on Invested Balance	0.06%*
Interest Distributed	$1,129,149.21
Management Fee Collected	$438,350.97
% of Portfolio Invested Beyond 1 Year	7.59%
Standard & Poor's Current Rating	AAAm

Rates reflect historical information and are not an indication of future performance.

November Averages

Average Invested Balance	$8,912,834,273.85
Average Monthly Yield, on a simple basis	0.0944%
Average Weighted Maturity (1)*	46 Days
Average Weighted Life (2)*	104 Days

Definition of Weighted Average Maturity (1) & (2)

(1) This weighted average maturity calculation uses the SEC Rule 2a-7 definition for stated maturity for any floating rate instrument held in the portfolio to determine the weighted average maturity for the pool. This Rule specifies that a variable rate instruction to be paid in 397 calendar days or less shall be deemed to have a maturity equal to the period remaining until the next readjustment of the interest rate. (2) This weighted average maturity calculation uses the final maturity of any floating rate instruments held in the portfolio to calculate the weighted average maturity for the pool.

The maximum management fee authorized for the TexSTAR Cash Reserve Fund is 12 basis points. This fee may be waved in full or in part in the discretion of the TexSTAR co-administrators at any time as provided for in the TexSTAR Information Statement.

HOLIDAY REMINDER

In observance of the Christmas holiday, **TexSTAR will be closed Friday, December 25, 2020.** All ACH transactions initiated on Thursday, December 24th will settle on Monday, December 28th.

In observance of the New Year's Day holiday, **TexSTAR will be closed Friday, January 1, 2021.** All ACH transactions initiated on Thursday, December 31st will settle on Monday, January 4th.

Notification of any early transaction deadlines on the business day preceding the holiday will be sent by email to the primary contact on file for all TexSTAR participants. Please plan accordingly for your liquidity needs.

ECONOMIC COMMENTARY

Market review

November was a positive month as encouraging news on vaccine developments, the formal start of U.S. President-elect Joe Biden's transition to the White House, and his nomination of former Federal Reserve (Fed) Chair Janet Yellen as the new Treasury Secretary buoyed markets, eclipsed new lockdown measures amid surging virus cases and hospitalizations. Attention now turns to how quickly these vaccines can be approved, manufactured, distributed and administered on a mass scale. In any event, the path to recovery remains challenging, particularly as virus cases are expected to further increase during the holiday season, putting additional stress on the health care system. The U.S. presidential election passed without much impact on markets. We expect Joe Biden to take a more diplomatic approach to foreign policy matters, with less focus on tariff measures and also expect greater focus on climate change initiatives. What still remains to be seen, however, is the fate of the Senate. Our base case is for the Republicans to win at least one of these seats, which would hand them control over the Senate and limit the scope for sizeable fiscal stimulus packages and corporate tax increases. Strong October readings on wholesale and retail inventories, durable goods orders and real consumer spending suggest considerable momentum entering 4Q20, possibly resulting in better than 5% real GDP growth. However, the surging pandemic could mean slower growth at the end of the quarter and into 1Q21. The unemployment rate fell to 6.9% and the economy has now regained 54% of the 22 million jobs lost between February and April but the pace of progress has slowed considerably. On the monetary policy front, the federal funds target rate remained unchanged at a range of 0.00%–0.25%. The Federal Open Market Committee (FOMC) will also maintain its current pace of asset purchases of $120 billion per month. Fed Chairman Powell stated that both monetary and fiscal policy have played critical roles in combating the effects of the pandemic and will continue to do so under the next administration. U.S. Treasury Secretary Mnuchin announced that several of its emergency lending programs will expire at the end of the year and that unused funds be returned to the Treasury.

(continued page 4)

INFORMATION AT A GLANCE

PORTFOLIO BY TYPE OF INVESTMENT AS OF NOVEMBER 30, 2020

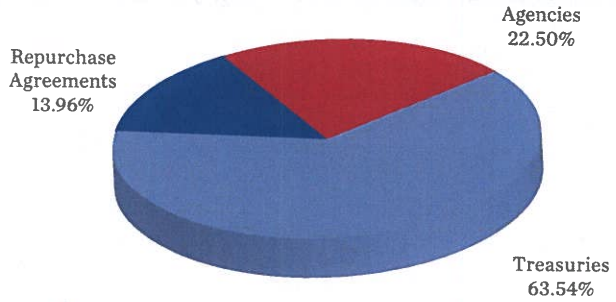

PORTFOLIO BY MATURITY AS OF NOVEMBER 30, 2020

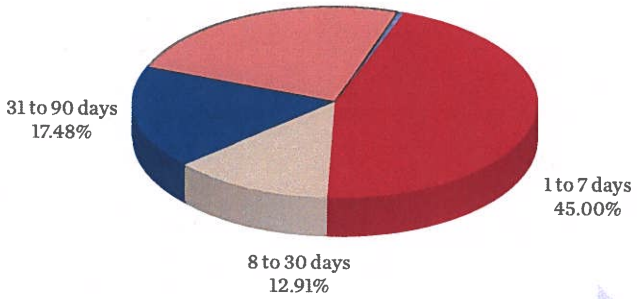

DISTRIBUTION OF PARTICIPANTS BY TYPE AS OF NOVEMBER 30, 2020

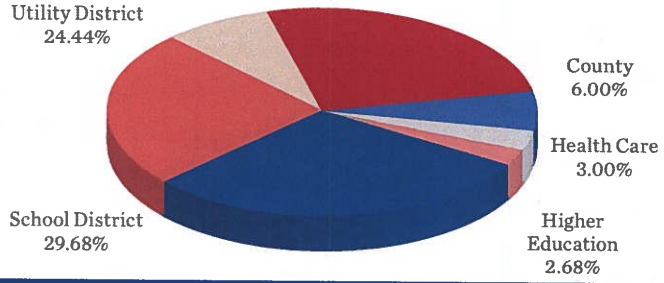

HISTORICAL PROGRAM INFORMATION

MONTH	AVERAGE RATE	BOOK VALUE	MARKET VALUE	NET ASSET VALUE	WAM (1)*	WAM (2)*	NUMBER OF PARTICIPANTS
Nov 20	0.0944%	$8,910,228,194.78	$8,911,909,859.79	1.000188	46	104	933
Oct 20	0.1150%	9,083,922,054.96	9,085,783,748.92	1.000203	42	100	933
Sep 20	0.1339%	9,297,135,540.13	9,299,528,645.66	1.000257	39	101	932
Aug 20	0.1645%	9,465,008,033.71	9,466,814,693.25	1.000190	29	95	931
Jul 20	0.2003%	10,009,983,894.25	10,012,082,381.15	1.000209	27	101	930
Jun 20	0.1974%	9,671,601,669.74	9,674,049,521.47	1.000253	33	108	927
May 20	0.2444%	9,711,678,322.09	9,714,791,961.71	1.000320	29	103	924
Apr 20	0.4447%	9,402,508,666.82	9,406,011,209.34	1.000372	27	111	923
Mar 20	0.9570%	8,656,111,186.51	8,662,045,828.91	1.000685	27	108	922
Feb 20	1.5641%	9,669,676,298.74	9,671,875,580.06	1.000213	32	84	921
Jan 20	1.5514%	9,728,196,391.64	9,728,681,551.87	1.000027	33	96	920
Dec 19	1.5643%	8,550,355,101.35	8,550,086,726.49	0.999959	36	110	918

PORTFOLIO ASSET SUMMARY AS OF NOVEMBER 30, 2020

	BOOK VALUE	MARKET VALUE
Uninvested Balance	$ 660,689.73	$ 660,689.73
Accrual of Interest Income	989,978.22	989,978.22
Interest and Management Fees Payable	(1,138,247.25)	(1,138,247.25)
Payable for Investment Purchased	0.00	0.00
Repurchase Agreement	1,243,512,999.91	1,243,512,999.91
Government Securities	7,666,202,774.17	7,667,884,439.18
TOTAL	**$ 8,910,228,194.78**	**$ 8,911,909,859.79**

Market value of collateral supporting the Repurchase Agreements is at least 102% of the Book Value. The portfolio is managed by J.P. Morgan Chase & Co. and the assets are safekept in a separate custodial account at the Federal Reserve Bank in the name of TexSTAR. The only source of payment to the Participants are the assets of TexSTAR. There is no secondary source of payment for the pool such as insurance or guarantee. Should you require a copy of the portfolio, please contact TexSTAR Participant Services.

TEXSTAR VERSUS 90-DAY TREASURY BILL

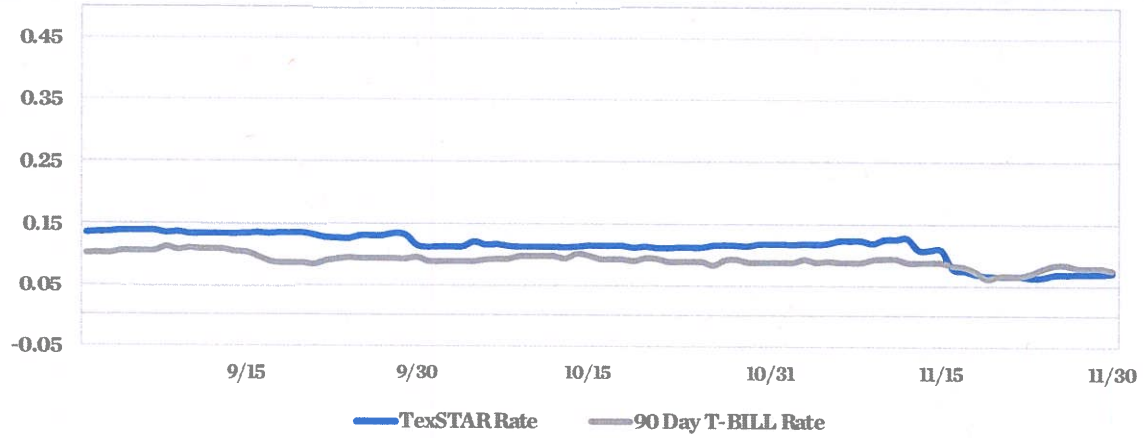

This material is for information purposes only. This information does not represent an offer to buy or sell a security. The above rate information is obtained from sources that are believed to be reliable; however, its accuracy or completeness may be subject to change. The TexSTAR management fee may be waived in full or in part at the discretion of the TexSTAR co-administrators and the TexSTAR rate for the period shown reflects waiver of fees. This table represents historical investment performance/return to the customer, net of fees, and is not an indication of future performance. An investment in the security is not insured or guaranteed by the Federal Deposit Insurance Corporation or any other government agency. Although the issuer seeks to preserve the value of an investment of $1.00 per share, it is possible to lose money by investing in the security. Information about these and other program details are in the fund's Information Statement which should be read carefully before investing. The yield on the 90-Day Treasury Bill ("T-Bill Yield") is shown for comparative purposes only. When comparing the investment returns of the TexSTAR pool to the T-Bill Yield, you should know that the TexSTAR pool consists of allocations of specific diversified securities as detailed in the respective Information Statements. The T-Bill Yield is taken from Bloomberg Finance L.P. and represents the daily closing yield on the then current 90-Day T-Bill. The TexSTAR yield is calculated in accordance with regulations governing the registration of open-end management investment companies under the Investment Company Act of 1940 as promulgated from time to time by the federal Securities and Exchange Commission.

DAILY SUMMARY FOR NOVEMBER 2020

DATE	MNY MKT FUND EQUIV. [SEC Std.]	DAILY ALLOCATION FACTOR	INVESTED BALANCE	MARKET VALUE PER SHARE	WAM DAYS (1)*	WAL DAYS (2)*
11/1/2020	0.1187%	0.000003251	$9,083,922,054.96	1.000203	39	97
11/2/2020	0.1180%	0.000003233	$9,139,261,152.61	1.000203	38	95
11/3/2020	0.1191%	0.000003264	$9,130,555,031.84	1.000202	39	100
11/4/2020	0.1184%	0.000003245	$9,143,669,571.32	1.000196	45	102
11/5/2020	0.1196%	0.000003276	$9,119,211,127.54	1.000200	46	105
11/6/2020	0.1243%	0.000003405	$8,789,825,717.47	1.000196	48	107
11/7/2020	0.1243%	0.000003405	$8,789,825,717.47	1.000196	48	107
11/8/2020	0.1243%	0.000003405	$8,789,825,717.47	1.000196	48	107
11/9/2020	0.1199%	0.000003286	$8,729,370,729.64	1.000189	49	108
11/10/2020	0.1265%	0.000003465	$8,734,604,092.66	1.000197	49	109
11/11/2020	0.1265%	0.000003465	$8,734,604,092.66	1.000197	49	109
11/12/2020	0.1284%	0.000003519	$8,705,043,457.23	1.000190	49	111
11/13/2020	0.1092%	0.000002991	$8,785,783,203.84	1.000189	47	107
11/14/2020	0.1092%	0.000002991	$8,785,783,203.84	1.000189	47	107
11/15/2020	0.1092%	0.000002991	$8,785,783,203.84	1.000189	47	107
11/16/2020	0.0786%	0.000002154	$8,929,585,461.20	1.000186	45	105
11/17/2020	0.0753%	0.000002063	$8,977,542,117.41	1.000190	45	103
11/18/2020	0.0697%	0.000001909	$9,275,177,897.97	1.000190	44	100
11/19/2020	0.0665%	0.000001821	$9,160,938,338.50	1.000197	47	103
11/20/2020	0.0661%	0.000001810	$9,005,220,180.58	1.000202	47	104
11/21/2020	0.0661%	0.000001810	$9,005,220,180.58	1.000202	47	104
11/22/2020	0.0661%	0.000001810	$9,005,220,180.58	1.000202	47	104
11/23/2020	0.0634%	0.000001737	$8,946,862,220.26	1.000200	46	103
11/24/2020	0.0650%	0.000001780	$8,908,941,101.30	1.000197	47	104
11/25/2020	0.0693%	0.000001899	$8,814,060,864.11	1.000196	46	104
11/26/2020	0.0693%	0.000001899	$8,814,060,864.11	1.000196	46	104
11/27/2020	0.0699%	0.000001915	$8,794,967,513.27	1.000196	44	101
11/28/2020	0.0699%	0.000001915	$8,794,967,513.27	1.000196	44	101
11/29/2020	0.0699%	0.000001915	$8,794,967,513.27	1.000196	44	101
11/30/2020	0.0713%	0.000001954	$8,910,228,194.78	1.000188	43	99
Average	**0.0944%**	**0.000002586**	**$8,912,834,273.85**		**46**	**104**

TexSTAR

(continued from page 1)

This may have come as a surprise given the expectation that the Fed would extend the corporate credit facilities at least until March or when the pandemic was further in the rear-view. These facilities were really meant to restore market function, liquidity and more appropriate pricing of credit risk when it was dislocated earlier in the year. After months of steady improvement in market conditions, they are no longer needed at this point. Over the month, U.S. Treasury bill yields fell slightly, with the three-month T-bill yield ending down 1.5 basis points (bps) at 0.07% and the one-year T-bill yield down 1 bp ending at 0.11%. With a lack of a new fiscal package to fund, Treasury bill supply is down. In fact, as we enter December, the Treasury will issue fewer T-bills than are maturing; so, in the short term, yields will likely decline even further.

Outlook

Government and central bank support appears to have carried economies through the worst of the COVID-19 crisis. The outlook for 2021 has brightened as successful vaccine trials bolster confidence in an economic recovery and a post-pandemic world. The U.S. recovery has progressed well over the past few months, supported by generous fiscal transfers in the second and third quarter of the year. However, the winter COVID surge will weigh on the economy although the drag should be temporary. High frequency activity data coming into the holidays suggests some loss of momentum, but still decent consumer demand as the residual impulse from fiscal stimulus remains and the extent of lockdowns associated with the current wave of COVID cases is less stringent so far. If governments revisit more widespread or restrictive lockdown measures, the near-term risk is a negative spillover to economic activity until the economy can re-open on the back of a vaccine. Consumers have been drawing down on their excess savings to maintain spending. Currently the personal savings rate stand at 13.6% – significantly above the pre-COVID level of 8%. The expiration of CARES Act unemployment benefit programs may put more stress on the consumer in 2021 if additional support is not forthcoming or the vaccine rollout takes longer than expected. We expect the Fed to maintain its accommodative policy stance and continue its quantitative easing program well into the future as underlying inflation trends remain muted. With the very reflationary tail scenario of significant fiscal stimulus plus a strong recovery from the pandemic having faded (given the likely divided government outcome of the U.S. election), we believe it will be several years before the Fed and major central banks raise rates.

This information is an excerpt from an economic report dated November 2020 provided to TexSTAR by JP Morgan Asset Management, Inc., the investment manager of the TexSTAR pool.

TEXSTAR BOARD MEMBERS

William Chapman	Central Texas Regional Mobility Authority	Governing Board President
Nell Lange	City of Frisco	Governing Board Vice President
Eric Cannon	City of Allen	Governing Board Treasurer
David Medanich	Hilltop Securities	Governing Board Secretary
Jennifer Novak	J.P. Morgan Asset Management	Governing Board Asst. Sec./Treas
Monte Mercer	North Central TX Council of Government	Advisory Board
Becky Brooks	City of Grand Prairie	Advisory Board
David Pate	Richardson ISD	Advisory Board
James Mauldin	DFW Airport/Non-Participant	Advisory Board
Sandra Newby	Tarrant Regional Water Dist/Non-Participant	Advisory Board
Ron Whitehead	Qualified Non-Participant	Advisory Board

The material provided to TexSTAR from J.P. Morgan Asset Management, Inc., the investment manager of the TexSTAR pool, is for informational and educational purposes only, as of the date of writing and may change at any time based on market or other conditions and may not come to pass. While we believe the information presented is reliable, we cannot guarantee its accuracy. HilltopSecurities is a wholly owned subsidiary of Hilltop Holdings, Inc. (NYSE: HTH) located at 1201 Elm Street, Suite 3500, Dallas, Texas 75270, (214) 859-1800. Member NYSE/FINRA/SIPC. Past performance is no guarantee of future results. Investment Management Services are offered through J.P. Morgan Asset Management Inc. and/or its affiliates. Marketing and Enrollment duties are offered through HilltopSecurities and/or its affiliates. HilltopSecurities and J.P. Morgan Asset Management Inc. are separate entities.

HilltopSecurities
A Hilltop Holdings Company.

J.P.Morgan
Asset Management

© 2020 HilltopSecurities Inc. | All rights reserved MEMBER: NYSE/FINRA/SIPC | HTS4148920051-1

Action Required

Consent Agenda Item: 4.B.4
Meeting Date: December 15, 2020
Submitted By: David Bright, Assistant Superintendent for Finance and Operations

Business and Support Services	Consider approval of contract with Raba Kistner Consultants Inc., for Materials Observation and Testing Services – El Camp ISD – Weight Room Building Project. Approval will be based on the Opinion of Probable Cost submitted $31,819.00 and a limit of 5% in excess.
Summary	According to LOCAL policy CH any purchase (payment) or aggregate cost of $25,000 or more shall require Board approval before a transaction may take place. If approved to provide the service, we will receive periodic invoices from Raba-Kistner Consultants, Inc. for materials observation and testing services for the ECISD Weight Room Building Project. These invoices will not be presented to the Board for formal approval if they do not exceed the $25,000 threshold individually, and in the aggregate they have already been approved as per this contract with Raba-Kistner. However, to keep the Board informed information will be provided on these expenses.
ECISD Board Policy	CH (LOCAL) Purchasing and Acquisition, Purchasing Authority
Effective Date	December 15, 2020
Previous Board Action	None
Future Action Expected	The Board will receive monthly reviews of fees charged for materials observation and testing services performed by Raba Kistner Consultants, Inc.
Background Information and Significant Issues	None.

Fiscal Impact

Recap of Invoices for Materials Observation and Testing Services for Weight Room Project

Date	Invoice No.	Month	Invoice Amount	Budget Balance
10/29/20				**$31,819.00**
			$0.00	$0.00
			$0.00	$0.00
			$0.00	$0.00

Note: Approval of Contract is based on the amount of the Opinion of Probable Cost $31,891.00 and is not to be exceeded by more than 5% without further Board Approval.

Student and Public Benefit Monthly review of invoices insures accounting transparency for the public on current construction projects.

Procedural and Reporting Implications Checks are issued to Raba Kistner Consultants, Inc.

Public Comments None.

Alternatives None.

Other Comments and Related Issues None.

Attachments

- Opinion of Probable Cost of Services submitted by Raba Kistner Consultants, Inc. for the ECISD Weight Room Building Project.
- Basic Charges
- Standard Terms and Conditions
- Cost Breakdown for ECISD Weight Room Building Project

Submitted By David Bright, Assistant Superintendent of Finance and Operations

Action Required Motion, second and majority vote to approve Raba Kistner Consultants, Inc. for Material Observation and Testing Services – El Campo ISD Weight Room Building Project based on the Opinion of Probable Cost submitted and not to exceed that amount by more than 5% or $1,590.95.

Recommendation I recommend that the Board approve Raba Kistner Consultants, Inc. for Material Observation and Testing Services – El Campo ISD Weight Room Building Project based on the Opinion of Probable Cost submitted and not to exceed that amount by more than 5% or $1,590.95.

Bob Callaghan, Superintendent of Schools

Revised Proposal No. PHD20-144-00
October 29, 2020

RABA KISTNER

Raba Kistner, Inc.
3602 Westchase
Houston, TX 77042
www.rkci.com

P 713.996.8990
F 713.996.8993
TBPE Firm F-3257
TBPLS Firm 10193784

Bob Callaghan, Superintendent
El Campo Independent School District
700 West Norris
El Campo, Texas 77437

RE: Proposal for Construction Materials Observation and Testing Services
El Campo ISD – Weight Room Building
700 West Norris
El Campo, Texas 77437

Dear Mr. Callaghan:

Raba Kistner Consultants, Inc. (RKCI) is thankful and appreciates having been selected by the El Campo Independent School District (CLIENT) to provide Construction Materials Observation and Testing Services on an "on-call" basis for the above-referenced projects.

Our opinion of probable cost of services for this project is **$31,819.00.**

Our proposed scope of services and estimated item quantities are based upon our interpretation of the general project scope provided by SZH Architecture on August 24, 2020, and are without the aid of the general contractor's schedule. The scope and quantity of the "on-call" services provided will be dependent upon services actually required by CLIENT, CLIENT'S representatives, the design team, and/or the General Contractor and/or its Subcontractors. Charges will be assessed only for actual services rendered. All "on-call" services authorized or requested by CLIENT, CLIENT'S representatives, the design team, and/or the General Contractor and/or its Subcontractors, in excess of the quantities of observation and testing services shown herein will be charged at the appropriate unit rate for such services. Charges will be invoiced on a monthly basis and will show a computerized composite total of services rendered for each service category.
The scope of work includes the observation and testing of the following construction materials:

- Proof rolling observation of the subgrade soils,
- Field compaction testing of structural subgrade & fill soils, and any utility trench fill soils,
- Cast-in-place concrete sampling and testing for foundations, floor slabs and any paving,
- Reinforcement and structural steel observation,
- Laboratory testing of soil materials such as moisture-density relationships (proctor), Atterberg Limits (PI), Sieve Analysis thru No. 200, lime determination and compressive strength testing of cement sand, masonry and concrete test specimens, and
- Project management, data processing and report review services of laboratory and field test reports.

We appreciate the opportunity of submitting this proposal and look forward to working with you in the development of this project, which will be carried out accordance with this letter and the following attachments:

Attachment	Description
I	Standard Terms and Conditions
II	Cost Breakdowns
III	Project Data Sheet

Please return one signed original of this contract to provide written authorization for our firm to commence work on the services outlined herein. Our invoices are due and payable upon receipt at P.O. Box 971037, Dallas, Dallas County, Texas 75397-1037.

RKCI considers the data and information contained in this proposal to be proprietary. This statement of qualifications and any information contained herein shall not be disclosed and shall not be duplicated or used in whole or in part for any purpose other than to evaluate this proposal.

Very truly yours,

RABA KISTNER CONSULTANTS, INC.

Martin Vila, P.E., F. ASCE
Senior Vice President

MV/hg

Accepted By _____
(Signature)

_____
(Typed or Printed Name)

_____
(Title)

Date _____

Copies submitted: Above (1)

BASIC CHARGES

1. Vehicle and personnel hourly travel charges will be assessed for round trip travel from our office to the project site, material supplier, etc. and back to our office. The charges for travel from our office to the project site and return to our office will be as follows:

   Personnel Travel Time (round trip) ..... 2.0 hour(s)

   Vehicle Hourly Trip Charge ..... $ 85.00/Trip

2. Vehicle and personnel service charges are based on the hourly rates stated herein and will be assessed from the time the Engineer or Technician (and vehicle) leave our office until the person and vehicle return from the project site.

3. Any engineering and/or technical services provided on Saturday, Sunday and all work in excess of "normal" work hours, as stated herein, Monday through Friday, will be charged at an overtime rate of 1.5 times the appropriate hourly rate. Our total cost of services is based upon the assumption most services will be provided during "normal" work hours. Providing an excessive amount of services during days and/or hours requiring overtime rates may significantly increase the total cost of services shown herein.

4. "Normal" work hours are between 7:00 a.m. and 6:00 p.m., including travel time to and from the site unless stated otherwise. Overtime charges will be assessed after eight (8) continuous hours of service rendered during "normal" work hours.

5. Minimum of 4 hours billing per visit to project site.

6. A ten (10) percent project management and administration cost will be added to all invoices.

7. Our opinion of probable cost is based upon an estimate of the construction materials observation and testing services required to meet the project requirements. Because the general contractor has control over the project and determines the means and methods used to build/construct the project, our proposed scope of services is an estimate. On the basis of the general contractor's schedule, potential retesting of non-compliance items, weather related issues, the actual total services and fees may be higher or lower than the estimates in our proposal. **RKCI** will keep you CLIENT apprised of our billings in comparison to our opinion of probable cost (project budget) over the life of the project. All tests noted as retests of previously non-complaint areas will be billed to the CLIENT. **RKCI** will invoice these tests separately to allow CLIENT to segregate the charges from our normal charges. This will allow CLIENT to back charge the general contractor as necessary. CLIENT will be responsible for payment of all services rendered by **RKCI** for the project.

8. **RKCI** will utilize the on-site initial field curing facilities provided by the contractor. The cost of providing and maintaining these initial curing facilities is not included in our proposal.

RABA KISTNER

STANDARD TERMS AND CONDITIONS

1. **SERVICES.** Raba Kistner, Inc., by and through one of its subsidiaries (Raba Kistner Consultants, Inc., Raba Kistner Environmental, Inc., Raba Kistner Facilities, Inc. or Raba Kistner Infrastructure, Inc.) (the relevant subsidiary, being engaged to provide the services to CLIENT in connection with the delivery of this instrument, is referred to as "RK" herein) is being engaged by the CLIENT to render professional services ("Services") involving only RK's advice, judgment and opinion. RK may subcontract all or a portion of the Services performed hereunder. RK shall apply professional judgment in determining the extent to which RK complies with any given standard identified in RK's instruments of professional services. CLIENT expressly acknowledges that RK makes no warranties or guarantees, expressed or implied, regarding the Services.

2. **INFORMATION PROVIDED BY CLIENT.** CLIENT may provide or direct RK to utilize or rely upon certain information ("CLIENT Information") in the performance of RK's services. RK shall be entitled to rely upon such CLIENT Information. RK will not conduct an independent evaluation of the accuracy or completeness of such CLIENT Information and shall not be responsible for any errors or omissions in such information. . RK's report, as well as any recommendations, findings, and conclusions made by RK, are dependent on information received from CLIENT. Changes or modifications to the information provided by CLIENT can affect RK's evaluation, recommendations, findings and conclusions, and CLIENT agrees—as a material term of this Agreement—to notify RK immediately, in writing, if CLIENT becomes aware of any such changes or modifications, including changes to the size, scope, location, or other material characteristics of CLIENT's project. The CLIENT shall be responsible for providing the location of all underground utilities and other structures in the vicinity of RK borings or excavations. RK will not accept responsibility and will not be liable for affecting or damaging any underground utility, underground storage tank, or other subsurface condition not previously identified and located, or improperly located, by the CLIENT, a utility, or a utility locating agency.

3. **SITE ACCESS AND SITE SAFETY.** CLIENT shall provide right-of-entry to the buildings and sites which are the subjects of RK's services. CLIENT represents that it possesses authority for such right-of-entry and that the building/site operator(s) possess the necessary permits and licenses for current activities at the site. RK shall be responsible for supervision and site safety measures of its own employees and subconsultants, but shall not be responsible for the supervision or health and safety precautions of any other parties, including CLIENT, CLIENT'S contractors, subcontractors, or other parties present at the site.

4. **SUBSURFACE EXPLORATIONS.** Subsurface conditions throughout the site may vary from those depicted on logs of discrete borings, test pits, or other exploratory services. CLIENT understands RK's layout of boring and test locations is approximate and that RK may deviate a reasonable distance from those locations. RK will take reasonable precautions to reduce damage to the site when performing services; however, CLIENT accepts that invasive services such as drilling or sampling may damage or alter the site. Site restoration is not provided unless specifically included in the scope of services.

5. **CHANGED CONDITIONS.** If, during the term of this Agreement, circumstances or conditions that were not originally contemplated by or known to RK are uncovered or revealed, to the extent that they affect the scope of services, compensation, schedule, allocation of risks or other material terms of this Agreement, RK may call for renegotiation of appropriate portions of this Agreement. RK shall notify the CLIENT of the changed conditions necessitating renegotiation, and RK and the CLIENT shall promptly and in good faith enter into renegotiation of this Agreement to address the changed conditions. If changes cannot be agreed to with respect to changed conditions, the parties shall utilize the Dispute Resolution/Litigation procedures in this Agreement.

6. **TESTING AND OBSERVATIONS.** CLIENT understands that testing and observation are discrete sampling procedures, and that such procedures indicate conditions only at the depths, locations, and times the procedures were performed. RK will provide test results and opinions based on tests and field observations only for the work tested. CLIENT understands that testing and observation are not continuous or exhaustive, and are conducted to reduce – not eliminate – project risk. CLIENT agrees to the level or amount of testing performed and the associated risk. CLIENT is responsible (even if delegated to contractor) for notifying and scheduling RK so RK can perform these services. RK shall not be responsible for the quality and completeness of contractor's work or their adherence to the project documents, and RK's performance of testing and observation services shall not relieve contractor in any way from its responsibility for defects discovered in its work, or create a warranty or guarantee. CLIENT acknowledges that RK will not supervise or direct the work performed by contractor or its subcontractors and is not responsible for their means and methods.

7. **ESTIMATE OF FEES FOR CONSTRUCTION AND MATERIALS TESTING SERVICES.** If included as part of RK's proposal, RK will, to the best of its ability, perform the scope of services related to Construction and Materials Testing Services within the proposed fee estimate provided by RK. RK's proposal fees are based upon an estimate of the services required to meet the specifications for the project and following generally accepted engineering practices. The CLIENT recognizes that unforeseen circumstances along with changes in scope and project/contractor's schedules can influence the successful completion of the scope of services within the estimated proposed fees. Because the contractor has sole control over the project and determines the means and methods used to build/construct the project, RK's service fees are estimates and not lump sum or guaranteed maximum fees. The CLIENT is fully responsible for payment of all services provided, including retests of contractor's failed areas

8. **REPORTS.** RK may provide CLIENT with written reports in connection with the Services performed. Such reports will present such findings and conclusions as RK may reasonably make with the information gathered while performing its services, and provided by CLIENT. The reports may be copied for inclusion in other documents related to the project provided it is reproduced in its entirety; however reports and other instruments of service are prepared for, and made available for, the sole use of the CLIENT, and the contents thereof may not be used or relied upon by others without the express written authorization of RK. Any unauthorized use or distribution shall be at the CLIENT's sole risk and without liability to RK.

9. **TOXIC AND HAZARDOUS MATERIALS.** CLIENT shall provide RK with all information within CLIENT'S possession or knowledge as to the potential or presence of toxic or hazardous materials or pollutants at the site. CLIENT agrees that RK neither created nor contributed to the creation or existence of any toxic or hazardous materials or pollutants. In no event shall RK be required to sign a

hazardous waste manifest or take ownership of any toxic or hazardous materials or pollutants. If unanticipated toxic or hazardous materials or pollutants are encountered while performing RK's services, RK reserves the right to stop field operations and notify the CLIENT and CLIENT assumes responsibility to notify appropriate regulatory agencies. RK and CLIENT must mutually agree to remobilize.

10. **NO THIRD-PARTY BENEFICIARIES.** The services and any report(s) prepared under this Agreement are for the sole benefit and sole use of CLIENT and are not for the use of any other party or person. Only CLIENT may rely upon the services and any report or work product. Nothing in this Agreement, or any subsequent amendments or modifications, or in any report issued under this Agreement, shall create a contractual relationship with or a cause of action in the favor of any third party against either RK or CLIENT. If CLIENT provides a copy of any report prepared by RK to others, it shall advise the recipient that the information contained in the report is provided for information only and is not to be relied upon by third parties.

11. **LEED PROJECTS.** Unless specifically addressed elsewhere in this agreement, RK has no responsibility or liability, including duty to defend or duty to indemnify, any party (including but not limited to CLIENT, owner, owner's agents, architects, engineers, contractors, construction managers, subcontractors) for the LEED certification process including: developing, producing, or retaining any documentation relating to the calculation of LEED points, and attainment of LEED certification points or LEED ratings.

12. **STANDARD OF CARE.** RK shall perform its professional services in accordance with the standard of care and diligence normally practiced by professional firms in performing services of a similar nature, in the same locality, under similar circumstances. CLIENT expressly acknowledges that RK makes no other warranties or guarantees, expressed or implied, regarding its professional services or its work product.

13. **RISK ALLOCATION.** RK will be responsible only for its own work, and that of its sub-consultants, and not for defects in the work designed or built by others.

14. **LIMITATION OF LIABILITY.** **CLIENT AND RK HAVE EVALUATED THE RISKS AND REWARDS ASSOCIATED WITH THIS PROJECT, INCLUDING RK'S FEE RELATIVE TO THE RISKS ASSUMED, AND AGREE TO ALLOCATE CERTAIN OF THE RISKS SO, TO THE FULLEST EXTENT PERMITTED BY LAW, THE TOTAL AGGREGATE LIABILITY OF RK (AND ITS RELATED ENTITIES, EMPLOYEES, OWNERS, AGENTS, AND REPRESENTATIVES) TO CLIENT (AND THIRD PARTIES GRANTED RELIANCE ON RK'S WORK PRODUCT, OR OTHERWISE SEEKING RECOVERY UNDER THIS AGREEMENT) IS LIMITED TO THE GREATER OF $100,000 OR THE FEE PAID RK UNDER THIS AGREEMENT, FOR ANY AND ALL INJURIES, DAMAGES, CLAIMS, LOSSES, OR EXPENSES (INCLUDING ATTORNEY AND EXPERT FEES) ARISING OUT OF RK'S SERVICES OR THIS AGREEMENT REGARDLESS OF CAUSE(S) OR THE THEORY OF LIABILITY.**

15. **CONSEQUENTIAL DAMAGES.** Neither CLIENT nor RK will be liable to the other for any special, consequential, indirect, incidental or penal losses or damages of any kind, nor will CLIENT or RK be liable to the other for losses, damages, or claims, regardless of how defined, related to: lost profits, unavailability of property or facilities, shutdowns or service interruptions; loss of use, , revenue, opportunity, or inventory; use charges, carrying costs, cost of substitute facilities, goods, or services, cost of capital, or claims of any other party and/or its customers.

16. **SUSPENSION OF SERVICES.** If the CLIENT fails to make payments when due or otherwise is in breach of this Agreement, RK may suspend performance of services upon seven (7) calendar days' notice to the CLIENT. RK shall have no liability whatsoever to the CLIENT for any costs or damages as a result of such suspension. Upon payment in full by the CLIENT, RK may resume services under this Agreement, and the time schedule and compensation shall be equitably adjusted to compensate for the period of suspension plus any other reasonable time and expense necessary for RK to resume performance. Payment of invoices shall not be subject to any discounts or set-offs by the CLIENT unless agreed to in writing by RK. Payment to RK for services rendered and expenses incurred will be due and payable regardless of any subsequent suspension or termination of this Agreement by either party.

17. **WAIVER OF SUBROGATION.** To the extent damages are covered by property insurance, or any other available insurance coverage, CLIENT and RK waive all rights against each other and against the contractors, consultants, agents and employees of the other for damages. CLIENT agrees that CLIENT shall procure, or cause to be procured builder's risk insurance or other property insurance for its project. RK and CLIENT waive all rights against each other and any of their consultants, contractors, subcontractors, sub-subcontractors, agents, and employees, for damages caused by fire, flood, or other causes of loss to the extent covered by CLIENT's or CLIENT's Contractor's builder's risk insurance, or other available insurance coverage. The policies shall provide waivers of subrogation by endorsement or otherwise. CLIENT shall require of its contractors, consultants, agents and employees similar waivers in favor of RK and its subconsultants. A waiver of subrogation shall be effective as to a person or entity even though that person or entity would otherwise have a duty of indemnification, contractual or otherwise, did not pay the insurance premium directly or indirectly, and whether or not the person or entity had an insurable interest in the property damaged.

18. **OWNERSHIP OF DOCUMENTS.** R-K's reports, drawings, plans, specifications, and other documents and deliverables are instruments of professional service ("Instruments of Service") developed by RK in contemplation of a wide array of project-specific variables, including how the documents will be used and by whom. RK shall be the author, owner and custodian of the Instruments of Service, and shall retain all common law, statutory, and other reserved rights, including copyright. By execution of this Agreement, RK grants to CLIENT a limited, nonexclusive license to use the Instruments of Service for purposes of constructing, using, and maintaining the project for which the services are performed, provided CLIENT substantially performs its obligations, including prompt payment of all sums when due, under this agreement.

Upon completion of the services, and payment in full of all monies due RK, CLIENT may retain copies of all such documents. **THE INSTRUMENTS OF SERVICE ARE NOT INTENDED NOR REPRESENTED TO BE SUITABLE FOR REUSE ON EXTENSIONS, MODIFICATIONS, OR ADAPTATIONS OF THE PROJECT, OR ANY OTHER PROJECT, ANY REUSE OF SUCH DOCUMENTS, WITHOUT WRITTEN VERIFICATION OR ADAPTATION BY RK FOR THE SPECIFIC PURPOSE INTENDED, WILL BE AT CLIENT'S SOLE RISK WITHOUT LIABILITY OR LEGAL EXPOSURE TO RK, AND CLIENT AGREES, TO THE FULLEST EXTENT PERMITTED BY LAW, TO INDEMNIFY, DEFEND, AND HOLD HARMLESS RK, ITS OFFICERS, DIRECTORS, EMPLOYEES, AND CONSULTANTS AGAINST ALL CLAIMS, DAMAGES, LOSSES, AND EXPENSES (INCLUDING REASONABLE ATTORNEYS' FEES, DEFENSE COSTS, AND COURT COSTS) ARISING FROM OR ALLEGEDLY ARISING FROM OR IN ANY WAY CONNECTED WITH THE UNAUTHORIZED REUSE OR MODIFICATION OF THE DOCUMENTS BY CLIENT OR ANY PERSON OR ENTITY THAT ACQUIRES OR OBTAINS THE DOCUMENTS FROM OR THROUGH THE CLIENT WITHOUT THE WRITTEN AUTHORIZATION OF R-K REGARDLESS OF WHETHER SUCH CLAIMS, DEMANDS, OR ACTIONS ARE FOUNDED IN WHOLE OR IN PART UPON ALLEGED NEGLIGENCE OF RK, ITS OFFICERS, DIRECTORS, EMPLOYEES, OR CONSULTANTS.**

Parties other than CLIENT and RK may apply to use an instrument, using a form prepared by RK for that purpose. Others' use of an instrument shall be permitted only when CLIENT and RK both so agree; either shall have the right to forbid use by others. In addition, R-K shall make its cemission contingent upon the satisfaction of

certain conditions when, in RK's professional judgment, such a contingency is necessary.

19. **DISPUTE RESOLUTION/LITIGATION.** All claims, disputes, and other controversy between RK and CLIENT arising out of or in any way related to the services provided by RK shall be submitted to mediation, before and as a condition precedent to other remedies provided by law. If a dispute at law arises related to these services and that dispute requires litigation as provided above, the CLIENT assents to personal jurisdiction in the State of Texas; the claim will be brought and tried in Bexar County, the county where RK's principal place of business is located, and CLIENT waives the right to remove or transfer the action to any other county or jurisdiction. The prevailing party will be entitled to recovery of all court costs, attorneys' fees, and other legally recoverable claim-related expenses. As a condition precedent to mediation of any claim arising out of the services provided under this Agreement, CLIENT shall obtain the written opinion from a registered, independent, and reputable professional engineer that RK has violated the standard of care applicable to RK's performance of services, in a form that meets the requirements of Texas Civil Practice & Remedies Code Chapter 150.

20. **TERMINATION OF CONTRACT.** CLIENT and RK may terminate services at any time upon ten (10) calendar days' written notice. In the event of termination, CLIENT agrees to fully compensate RK for services performed including reimbursable expenses through the termination date, as well as reasonable demobilization expenses. RK will terminate services without waiving any claims or incurring any liability.

21. **STATUTE OF LIMITATIONS.** Any applicable statute of limitations will commence to run and any cause of action shall be deemed to have accrued not later than the earlier of the following: (1) the date of the report issued by RK giving rise to the cause of action; (2) the date on which RK issues its last report under this Agreement; or (3) if RK is retained to perform construction observation, the date of substantial completion of the project.

22. **FORCE MAJEURE.** Neither party shall be liable in damages or have the right to terminate this Agreement for any delay or default in performing hereunder if such delay or default is caused by conditions beyond its control ("Force Majeure") including, but not limited to Acts of God, Government restrictions (including the denial or cancellation of any export or other necessary license), wars, insurrections and/or any other cause beyond the reasonable control of the party whose performance is affected. Force Majeure may not be claimed as a cause for delay in payment of money due and payable hereunder.

23. **NO ASSIGNMENT.** Neither RK nor CLIENT shall assign, sublet, or transfer its interest in this Agreement without the express written consent of the other.

24. **SEVERABILITY.** Each provision of this Agreement is intended to be severable. If any terms or provisions of this agreement shall be held to be invalid, illegal, or unenforceable for any reason whatsoever, the validity, legality, and enforceability of the remaining provisions hereof shall remain in full force and effect and shall not in any way be affected or impaired thereby. Moreover, to the maximum extent allowed by law, the Parties hereto stipulate that any offending provisions will be modified or altered, as necessary, so as to give such provision the maximum permissible effect and application intended.

25. **ENTIRE AGREEMENT.** This Agreement, and all of its attachments, constitutes the entire, integrated Agreement between the Parties to it, and this Agreement supersedes all other Agreements, oral or written between the Parties, concerning the subject set forth in this Agreement. This Agreement may not be amended except in writing, with that amendment being signed by both Parties.

ATTACHMENT II

Cost Breakdown for
El Campo Independent School District
Weight Room Building
Revised Proposal No. PHD20-144-00

	Qty		Rate	Unit		Amount
Task 1: Soils - Sample Pick Up, Proofroll Observation, Structural Fill and Any Utility Trench Fill						
(assuming 14 site visits and 3 sample pickups)						
Labor & Equipment:						
10800 Technician	104	x	$65.00	/ Hr	=	$6,760.00
10810 Technician - OT	12	x	$97.50	/ Hr	=	$1,170.00
15000 Vehicle Charge	11	x	$85.00	/ Trip	=	$935.00
Soil Tests:						
90100 Liquid and Plastic Limits	3	x	$71.00	/ Ea	=	$213.00
90600 Percent Passing #200 Sieve (ASTM D1120)	3	x	$55.00	/ Ea	=	$165.00
92300 OMD Standard Compaction (ASTM D-698)	3	x	$231.00	/ Ea	=	$693.00
94100 Compressive Strength of C.S.S.	8	x	$81.00	/ Ea	=	$648.00
95100 Nuclear Density Equipment Rental	80	x	$12.00	/ Hr	=	$960.00
			Task 1 Total			**$11,544.00**
Task 2: Concrete - Floor Slab, Grade Beam and Paving						
(assuming 6 site visits and 6 sample pickups)						
Labor & Equipment:						
10800 Technician	80	x	$65.00	/ Hr	=	$5,200.00
10810 Technician - OT	8	x	$97.50	/ Hr	=	$780.00
15000 Vehicle Charge	9	x	$85.00	/ Trip	=	$765.00
Concrete Testing:						
30100 Cylinders Test (ASTM C-39)	48	x	$20.00	/ Ea	=	$960.00
			Task 2 Total			**$7,705.00**
Task 3: Drilled Piers - Observation and Sampling						
(assume 4 site visit and 4 cylinder pickup)						
Labor:						
10800 Technician	64	x	$65.00	/ Hr	=	$4,160.00
10810 Technician - OT	6	x	$97.50	/ Hr	=	$585.00
15000 Vehicle Charge	8	x	$85.00	/ Trip	=	$680.00
1999 Concrete Mix Design Inspection and Testing:						
30100 Cylinders Test (ASTM C-39)	16	x	$20.00	/ Ea.	=	$320.00
			Task 3 Total			**$5,745.00**
Task 4: Structral Steel Observation						
(assuming 3 visits for Structural Steel Observation)						
Labor:						
11100 Welding Inspector (C.W.I.)	32	x	$115.00	/ Hr	=	$3,680.00
15000 Vehicle Charge	3	x	$85.00	/ Trip	=	$255.00
			Task 4 Total			**$3,935.00**
Task 5: Professional Services (project management: report review, admin/clerical, etc.)						
Project Admininstration Fee (10% Basic Charge)						$2,890.00
			Task 5 Total			**$2,890.00**
			TOTAL			**$31,819.00**

Remarks: A minimum of 4 hours is applicable for all field services. An overtime rate of 1.5 times the hourly rate will be charged for any hours worked over 8 per day or any hour worked on Saturday, Sunday or holiday.

Unless specifically requested, no other temperatures will not be included (ASTM 31 10.1.1).

Attachment III

PROJECT DATA SHEET – REPORT DISTRIBUTION

Project Name: _____

Client Project No: _____ **Purchase Order No.:** _____

Invoicing Information: Company Name: _____

Address: _____

_____

Attention: _____

Report Distribution Information (Please provide required report distribution and requested number of copies of each)

No. Copies ( ) _____

_____

_____

Contact: _____ e-mail: _____

Phone No.: _____ Fax No.: _____

No. Copies ( ) _____

_____

_____

Contact: _____ e-mail: _____

Phone No.: _____ Fax No.: _____

No. Copies ( ) _____

_____

_____

Contact: _____ e-mail: _____

Phone No.: _____ Fax No.: _____

No. Copies ( ) _____

_____

_____

Contact: _____ e-mail: _____

Phone No.: _____ Fax No.: _____

No. Copies ( ) _____

_____

_____

Contact: _____ e-mail: _____

Phone No.: _____ Fax No.: _____

Action Required

Agenda Item: 4.B.5
Meeting Date: December 15, 2020
Submitted by: David Bright, Assistant Superintendent for Finance

Consent Agenda: Business and Support Services	**Amendment #1** – Appropriate funds for the construction of the High School Weight Room Building.
Summary	According to district policy, the budget shall be amended when a change is made increasing any one of the functional spending categories.
ECISD Board Policy	CE (LOCAL), ANNUAL OPERATING BUDGET
Effective Date	December 15, 2020
Previous Board Action	The Board approved the 2020-2021 General Operating Budget, which includes the Fund Service Fund on August 25, 2020.
Future Action Expected	The Board is required to amend the budget when a change increases any one of the functional spending areas**.**
Background Information and Significant Issues	None
Fiscal Impact	**Amendment #1 -** $2,301,671
Student and Public Benefit	Accurate accounting for the expenditure of public funds.
Procedural and Reporting Implications	Record the official budget amendment and make the necessary changes in the general operating budget.
Public Comments	None.
Alternatives	None**.**

Other Comments and Related Issues	None.
Attachments	• Amendment #1
Contact Person(s)	David Bright, Assistant Superintendent for Finance & Operations.
Action Required	Motion, second and majority vote to approve the budget amendment.
Superintendent's Recommendation	I recommend you approve the budget amendment as a part of the Consent Agenda. **Bob Callaghan, Superintendent of Schools**

EL CAMPO INDEPENDENT SCHOOL DISTRICT

700 WEST NORRIS STREET
EL CAMPO, TEXAS 77437
(979) 543-6771
(979) 543-1670 FAX

December 15, 2020
DATE

2020-21
BUDGET YEAR

TO: Board of Trustees

FROM: David Bright
Assistant Superintendent for Finance

RE: Budget Amendment(s)

Due to a change in financial requirements, I request the following budget amendment:

AMENDMENT #1

BUDGET CODE	ACCOUNT NAME	BUDGET	CHANGE+-	AMENDED
199 81 6629 00 001 199000	High School Weight Room	$ -0-	+$ 2,301,671	$ 2,301,671
199 00 3700 00 000 100000	Fund Balance	$ 9,472,850	-$ 2,301,671	$ 7,171,179

Appropriate funds for the construction of a new High School Weight Room.