

Agenda of Regular

The Board of Trustees El Campo Independent School District

A Regular of the Board of Trustees of El Campo Independent School District will be held September 25, 2018, beginning at 7:00 PM in the Boardroom, 700 W. Norris, El Campo, TX 77437.

The subjects to be discussed are as listed below.

1. Public Comment
2. **Superintendent's Report**
 - A. Business and Support Services
 1. Community Safe Room (FEMA Dome) Update
 - B. Curriculum and Instruction
 - C. Community and Governmental Relations 3
3. Call to Order/Opening Prayer/Pledge of Allegiance
4. Adjournment
5. Recognition
6. TASSP Region 3 Outstanding Assistant Principal of the Year
7. **Consent Agenda**
 - A. Business and Support Services
 1. Budget Amendment 5
 - B. Personnel
 - C. Students
8. Governance
9. Consider Approval of the Minutes 8
10. Review of Monthly Financial Reports 13
11. Review of Quarterly Investment Report for Quarter Ending on August 31, 2018 21
12. Review of Annual Investment Report for Year Ending August 31, 2018 36
13. Approval of Purchasing Cooperatives for 2018-19. 51
14. Review of Checks Written for the Month of August, 2018 53
15. Review of Application No. 1 from Polasek Construction - Transportation Center Fuel Tank Replacement Project 82
16. Report on Progress Meeting No. 2 - Transportation Center Fuel Tank Replacement 88
17. Annual Review of School FIRST Criteria 99
18. Consider Approval of Substitute Teacher's Daily Rate 105
19. Curriculum and Instruction
20. Approve Campus Attendance Committees 107
21. Approve Revisions to the District GT Plan 109
22. Approval of County Extension Agents as Adjunct Staff Members 123
23. **Presentation Items**

A. Governance	
24. Consider District Strategic Planning Process, Calendar and Committee Members	126
25. Curriculum and Instruction	
A. Career and Technology Goals Report by Coordinator	136
26. BMD 1. B Student Progress	138
27. Business and Operations	
28. Discussion and Possible Action Items	
29. Business and Operations	
A. School Health Center Council Recommendation	143
30. Request Approval to allow RWS to Proceed with the Bid Process	151
31. Governance	
32. Consider Approval of TxDOT Easement at Middle School for Sidewalks	153
33. Review Items	
A. Curriculum and Instruction	
1. Superintendent's Annual Travel Plans	156
34. Report on Campus Discipline Committees	158
35. Closed Session:	
A. Texas Government Code § 551.074 (1) PERSONNEL MATTERS, to Deliberate the Appointment, Employment, Evaluation, Reassignment, Duties, Discipline, or Dismissal of a Public Officer or Employee	
36. Personnel	
37. Consider Approval of Personnel Recommendations	
38. Governance	
39. Cost and Hiring of Security Officers	161
40. TEA Safe and Healthy Schools Initiative	168
41. Personnel	
42. Students	170

If, during the course of the meeting, discussion of any item on the agenda should be held in a closed meeting, the Board will conduct a closed meeting in accordance with the Texas Open Meetings Act, Government Code, Chapter 551, Subchapters D and E. Before any closed meeting is convened, the presiding officer will publicly identify the section or sections of the Act authorizing the closed meeting. All final votes, actions, or decisions will be taken in open meeting.

The notice for this meeting was posted in compliance with the Texas Open Meeting Act on _____ at _____.

For the Board of Trustees

EL Campo ISD Board Meeting
Tuesday Sep 25, 07:00p
Location: El Campo ISD Administration Office

Family Literacy Academy
Thursday Sep 27, 06:00p - Thursday Sep 27, 08:00p
Location: Hall B, Hutchins Elementary

Family Literacy Academy
Thursday Oct 04, 06:00p - Thursday Oct 04, 08:00p
Location: Hutchins Elementary, Hall B

Community Safety and Security Symposium
Thursday Oct 04, 07:00p
Location: High School Auditorium

Family Literacy Academy
Thursday Oct 11, 06:00p - Thursday Oct 11, 08:00p
Location: Hutchins Elementary, Hall B

Your Child and the Internet
Monday Oct 15, 06:00p
Location: ECHS Auditorium

Family Literacy Academy
Thursday Oct 18, 06:00p - Thursday Oct 18, 08:00p
Location: Hutchins Elementary, Hall B

ECISD Board Meeting
Tuesday Oct 23, 07:00p
Location: ECISD Administration Office

Family Literacy Academy
Thursday Oct 25, 06:00p - Thursday Oct 25, 08:00p
Location: Hutchins Elementary, Hall B



OCTOBER 4TH SCHOOL SAFETY & SECURITY SYMPOSIUM

Parents, students, school staff and community members who would like more information concerning the district's plan of action to prepare for an active shooter situation and how you can help should make plans to attend. This event is a collaborative effort with the El Campo I.S.D., El Campo City Council, El Campo Police Department, and Wharton County Sherriff's Office.



Who should attend?

Parents and Students

Community Members

School Staff

7:00 PM

HS Auditorium

EC HIGH SCHOOL
600 West Norris

979-543-6771

www.ecisd.org

October 4, 2018 at 7:00 pm

Action Required

Meeting Date: September 25, 2018

Submitted by: David Bright, Assistant Superintendent for Finance

Consent Agenda: Business and Support Services	Amendment – Appropriate funds for the CATE program for certification and industry testing fees for 2018-19 school year.
Summary	According to district policy, the budget shall be amended when a change is made increasing any one of the functional spending categories.
ECISD Board Policy	CE (LOCAL), ANNUAL OPERATING BUDGET
Effective Date	September 25, 2018
Previous Board Action	The Board approved the 2017-2018 General Operating Budget on August 28, 2018.
Future Action Expected	The Board is required to amend the budget when a change increases any one of the functional spending areas.
Background Information and Significant Issues	None
Fiscal Impact	<u>Amendment</u> This amendment increases Fees & Dues CATE – by \$12,000.00 and decreases the Salaries-prof. surplus by \$12,000.00.
Student and Public Benefit	Accurate accounting for the expenditure of public funds.
Procedural and Reporting Implications	Record the official budget amendment and make the necessary changes in the general operating budget.
Public Comments	None.

Alternatives	None.
Other Comments and Related Issues	None.
Attachments	<ul style="list-style-type: none"> • Amendment
Contact Person(s)	David Bright, Assistant Superintendent for Finance & Operations
Action Required	Motion, second and majority vote to approve budget amendment(s).
Superintendent's Recommendation	<p>I recommend you approve the budget amendment(s) as a part of the Consent Agenda.</p> <p>Kelly Waters, Superintendent of Schools</p>

EL CAMPO INDEPENDENT SCHOOL DISTRICT
700 WEST NORRIS STREET
EL CAMPO, TEXAS 77437
(979) 543-6771
(979) 543-1670 FAX

September 25, 2018
DATE

2018-19
BUDGET YEAR

TO: Board of Trustees
FROM: David Bright
Assistant Superintendent for Finance
RE: Budget Amendment(s)

Due to a change in financial requirements, I request the following budget amendments:

AMENDMENT #1

BUDGET CODE	ACCOUNT NAME	BUDGET	CHANGE+-	AMENDED
199 36 6497 70 001 922000	Fees & Dues-CATE	\$ 8,000	+\$12,000	\$ 20,000
199 11 6119 00 999 911w00	Salaries-prof.	\$140,000	-\$12,000	\$128,000

Appropriate funds for the CATE program for certification & industry testing fees for the 2018-19 school year.

**MINUTES OF THE BOARD OF TRUSTEES
EL CAMPO INDEPENDENT SCHOOL DISTRICT
PUBLIC MEETING
August 28, 2018**

The Board of Trustees of the El Campo Independent School District met in a Public Meeting on August 28, 2018 in the Boardroom at 700 W. Norris, El Campo, Texas.

MEMBERS PRESENT: Dennis Rawlings, Kevin Wied, Ralph Novosad, Cecil Davis, Greg Anderson, Anthony Dorotik

MEMBERS ABSENT: James Russell

OTHERS PRESENT: Kelly Waters, David Bright, Alicia Stary, Delores Trevino, Laura Pustejovsky, Mark Freeman, Scott Gelardi, Sarah Eder, Vanessa Rod, Wayne Condra

Board President Dennis Rawlings called the meeting to order at 6:45 p.m.

PUBLIC HEARING: The board held a Public Hearing on the Proposed Budget and Tax Rates for 2018-19.

Ralph Novosad made the motion to close the public hearing at 6:50 pm. Greg Anderson made the 2nd motion. All in favor to close, with James Russell not present.

There being no further discussion, the meeting adjourned at 6:46 p.m.

PRESIDENT, Dennis Rawlings

SECRETARY, Kevin Wied

**MINUTES OF THE BOARD OF TRUSTEES
EL CAMPO INDEPENDENT SCHOOL DISTRICT
REGULAR MEETING
August 28, 2018**

The Board of Trustees of the El Campo Independent School District met in a Regular Session Tuesday, August 28, 2018, beginning at 7:00 PM in the Boardroom at 700 W. Norris, El Campo, Texas.

MEMBERS PRESENT: Greg Anderson, Anthony Dorotik, James Russell, Dennis Rawlings, Kevin Wied, Ralph Novosad, Cecil Davis

MEMBERS ABSENT: None

OTHERS PRESENT: Kelly Waters, David Bright, Alicia Stary, Delores Trevino, Laura Pustejovsky, mark Freeman, Scott Gelardi, Sarah Eder, Vanessa Rod, Wayne Condra, Jerrid Berglund, Jackie Condra, Cheryl Roitsch, Mauri Couey, Demetric Wells, Rebecca Crowell, Elizabeth Tupa

Board President, Dennis Rawlings called the meeting to order at 7:00 p.m. Greg Anderson gave the opening prayer followed by the Pledge of Allegiance. There was a quorum present.

PUBLIC COMMENT: There was no public comment.

RECOGNITION:

Sarah Eder (High School Science Teacher)

ECISD has been selected to receive a \$10,000.00 grant for Biotechnology: Science, for Now, Science for the Future through America's Farmers Grow Rural Education, sponsored by the Monsanto Fund. Growing the next generation is very important to farmers, and they realize that you are an integral part of that process. To show their appreciation, farmers in the area nominated Sarah to receive this grant. After application was submitted, it was reviewed first by math and science teachers, then by the America's Farmers Grow Rural Education Farmer Advisory Council, a group of 29 prominent farmers from across the country. The Advisory Council was impressed with Sarah's dedication to her students and innovative ideas for improving their educational experiences. Ms. Sarah Eder will be using the grant to fund the Biotechnology II course.

Jackie Condra (Behavioral Specialist) There are about 1200 school districts and 9232 public schools in Texas. Each district may nominate a teacher to their Educational Resource Center, who will choose one nomination to submit to Texas Council of Administrators of Special Education (TCASE). Jackie Condra, has been recognized by TCASE and the state of Texas as the Special Educator of the Year. She serves as an inspiration for students with special needs, the teaching profession, parents, and education.

CONSENT AGENDA: A motion was made by Ralph Novosad and a second by James Russell to approve the consent agenda. Motion carried unanimously.

A. Governance

1. Consider Approval of the Minutes
 - a. July 24, 2018 Regular Monthly Meeting
2. Consider Adopting TASB-initiated localized updates: Policy Update 111, affecting local policies (see list)
3. Consider Adopting Amended district policy DEA (LOCAL) Compensation and Benefits

B. Business and Support Services

1. Consider Approval of TASB Unemployment Compensation Coverage Renewal
2. Consider Annual Approval of Resolution to Commit Fund Balance
3. Review of Monthly Financial Reports
4. Review of Checks Written for the Month of July, 2018
5. Consider Revision of Board Monitoring Document to Match State's Accountability System
6. Consider School Agreement with ECMH and Memorial Hermann to Provide Joint Preferred Sport's Medicine Services
7. Consideration and possible action related to a request for proposals for a service provider to operate an after-school care program located on campus during the 2018-2019 academic school year at Myatt Elementary School.
8. Report on Progress Meeting No. 1 - Transportation Center Fuel Tank Replacement
9. Review of RWS Invoices
10. Consider Addition to the Stipend Schedule

C. Personnel

D. Curriculum and Instruction

1. Consider Approval of T-TESS Appraisers

E. Students

PRESENTATION ITEMS

A. Curriculum Items

1. BMD 1.A. Index 1 Student Achievement Part 1 & 2
 - a. Review of Texas Education Agency 2018 Academic Rating
2. Discussion of Revisions to the District GT Plan based on Audit

BUSINESS AND OPERATIONS

CONSIDER APPROVAL OF FINAL BUDGET AMENDMENTS FOR FY 2017-18: A motion was made by Ralph Novosad and a second motion was made by James Russell to approve the final budget amendments for FY 2017-18. Motion carried unanimously.

CONSIDER APPROVAL FY 2018-19 GENERAL OPERATING BUDGET: A motion was made by James Russell and a second motion was made by Cecil Davis to approve the 2018-19 general operating budget. Motion carried unanimously.

CONSIDER APPROVAL OF M&O TAX RATE of 1.17 for FY2018-2019: A motion was made by Ralph Novosad and a second motion was made by James Russell to approve the M&O tax rate of 1.17. Motion carried unanimously.

CONSIDER APPROVAL ORDINANCE SETTING OF I&S TAX RATE for FY2018-2019:

A motion was made by Ralph Novosad and a second by James Russell to approve the I&S Tax Rate of 0.0380. Motion carried unanimously.

CONSIDER APPROVAL OF PLAN FOR PROVIDING EQUITY ADJUSTMENTS TO THE COMPENSATION PLAN

Recommendation 3 - Realign pay grade placement of positions to improve external and internal pay equity.

- Adjust positions to a new pay grade within their current pay scale. These include: Several positions in the administrative-professional pay scale, multiple positions in the clerical-paraprofessional pay scale, and positions in the auxiliary pay scale.

A motion was made by Ralph Novosad and a second motion was made by Anthony Dorotik to approve the plan for equity adjustments. Motion carried unanimously

REVIEW OF SPECIAL REVENUE BUDGETS FOR FY 2018-2019

GOVERNANCE

CONSIDER ADOPTING REVISIONS TO CCG (LOCAL): Ralph Novosad made a motion to approve adopting revisions to CCG (LOCAL) and a second motion was made by Kevin Wied. Motion carried unanimously.

REVIEW ITEMS

- A. Discussion on Campus Discipline Committees/Plans
- B. Discussion to Consider Substitute Teacher's Daily Rate
- C. Review Board of Trustees Annual Planning Calendar
- D. Consider County Extension Agents as Adjunct Staff Members

CLOSED SESSION

The president of the Board called for an Executive Session in accordance with Texas Government Code § 551.074 (1) PERSONNEL MATTERS, to deliberate the appointment, employment, evaluation, reassignment, duties, discipline or dismissal of a Public Officer or Employee. (2) Deliberated the appointment of a Public Officer. The Board entered Executive Session at 8:41 p.m. and reconvened in Open Session at 8:48 p.m.

CONSIDER APPROVAL OF SUPERINTENDENT'S PERSONNEL RECOMMENDATIONS: A motion was made by James Russell and a second motion was made by Greg Anderson to approve the Superintendent's recommendations of the following personnel: Motion carried unanimously.

- Marla Tompkins – Myatt - PreK

SUPERINTENDENT'S REPORT

- A. Governance
- B. Business and Support Services
 - 1. FEMA Dome Answers from Mr. Gaus
 - 2. School's Like Us Comparison
 - 3. Review Drawing of HS Fencing
- C. Personnel
- D. Curriculum and Instruction
 - 1. Hurricane Harvey Accountability Waiver
- E. Students
 - 1. Governor's School Safety Report
 - 2. Offering PSAT to 8th graders
 - 3. HS Exemption Policy
 - 4. Summary of Class Counts
- F. Community and Governmental Relations
 - 1. October 4th ECHS Auditorium - Community Safety and Security Symposium

There being no further discussion, meeting adjourned at 9:05 p.m.

PRESIDENT, Dennis Rawlings

SECRETARY, Kevin Wied

Information Only

Meeting Date: September 25, 2018

Submitted By: David Bright, Assistant Superintendent for Finance & Operations

**Consent Agenda:
Business and Support
Services**

Review of Monthly Financial Reports for Month of August 2018.

Summary

Although there is no statutory or policy requirement for the Board to do so, reviewing the Monthly Financial Report is a good practice for the Board to follow in overseeing the management of the District.

The report provides the Board with a current comparison of actual revenue and expenditures to the budget adopted for the General Fund.

The Tax Collections Report provides the Board with the District's current tax collections for the fiscal year.

The Cash Flow Report provides the Board with both a historical and current perspective of the District's monthly cash flow.

ECISD Board Policy

None.

Effective Date

September 25, 2018

Previous Board Action

Approval of 2017-2018 General Operating Budget on August 29, 2018.

Future Action Expected

The Board will review the monthly financial statements at each regular monthly board meeting.

**Background Information and
Significant Issues**

The unaudited fund balance in the General Fund (Fund 199 only) on August 31, 2017 was \$7,424,287, which is 25.11% of the approved General Fund operating expenditures (as defined in the AEIS Report) of \$29,568,677.

Fund balance designated for replacement of artificial turf at Ricebird Stadium is \$50,000, leaving an undesignated fund balance of \$7,373,282; or 24.94% of the approved General Fund operating expenditures (as defined in the AEIS Report).

Fiscal Impact None.

Student and Public Benefit Closely monitoring actual revenue and expenditures as compared to the adopted budget each month helps to ensure the efficient use of public funds.

Procedural and Reporting Implications None.

Public Comments None.

Alternatives None.

Other Comments and Related Issues **Financial Report.** In the General Operating Fund, we have received 99.92% of our amended revenue projections; and expended 99.28% of our amended expenditure estimates.

Compared to the same time last year, our revenue increased by \$2,237,946 and our expenditures increased by \$2,440,677.

	2013-2014		2014-2015		2015-2016		2016-2017		2017-2018	
	Rev	Exp	Rev	Exp	Rev	Exp	Rev	Exp	Rev	Exp
Sep	9.73%	13.30%	9.48%	7.12%	9.16%	13.52%	9.52%	12.19%	10.17%	12.97%
Oct	19.43%	21.26%	17.85%	21.80%	17.27%	21.34%	17.85%	20.11%	19.45%	20.95%
Nov	29.49%	28.75%	26.58%	29.90%	22.80%	28.98%	27.59%	28.12%	28.89%	27.56%
Dec	44.93%	35.84%	40.85%	36.86%	39.16%	35.12%	41.32%	34.35%	41.90%	33.49%
Jan	64.89%	43.90%	62.03%	44.07%	59.00%	42.07%	58.41%	41.42%	59.09%	40.75%
Feb	70.55%	52.93%	69.79%	53.68%	65.53%	49.94%	65.27%	50.86%	65.17%	48.31%
Mar	72.50%	60.40%	71.73%	60.47%	67.50%	56.42%	67.46%	57.88%	67.29%	54.67%
Apr	77.18%	68.40%	76.33%	68.17%	72.22%	64.06%	72.39%	65.38%	72.22%	61.22%
May	80.73%	76.17%	79.87%	75.87%	77.76%	72.65%	76.21%	72.04%	76.12%	68.27%
Jun	86.24%	81.52%	85.40%	81.68%	82.90%	79.64%	81.90%	78.37%	81.98%	74.00%
Jul	93.06%	88.46%	91.51%	88.53%	88.57%	85.51%	84.87%	81.71%	88.73%	80.73%
Aug	100.12%	98.89%	100.83%	99.17%	101.01%	99.54%	100.85%	97.42%	99.92%	99.28%

Tax Collection Report. Our 2017-18 beginning tax levy of \$14,772,570 has been adjusted by **-\$19,669** giving us a new adjusted levy of \$14,752,901 and we have currently collected \$14,382,192 which amounts to 97.49% of the adjusted levy. This leaves an uncollected balance of \$370,709.

Delinquent collections YTD are \$381,278 plus \$202,435 in penalty and interest.

	2012-2013	2013-2014	2014-2015	2015-2016	2016-2017	2017-2018
Oct	0.21%	0.26%	0.23%	0.00%	0.12%	0.28%
Nov	12.48%	9.69%	7.96%	1.76%	8.01%	8.48%
Dec	39.14%	41.43%	36.39%	38.01%	38.96%	38.26%
Jan	83.67%	84.25%	79.99%	81.34%	78.42%	79.61%
Feb	94.27%	94.03%	94.03%	94.03%	91.96%	92.41%
Mar	95.47%	95.09%	95.49%	95.25%	93.39%	93.94%
Apr	96.07%	95.78%	96.39%	95.99%	94.03%	94.97%
May	96.51%	96.26%	96.91%	96.69%	95.38%	96.06%
Jun	96.88%	96.99%	97.58%	97.59%	96.01%	96.62%
Jul	97.50%	97.61%	97.86%	98.00%	96.53%	97.23%
Aug	97.68%	97.97%	98.21%	98.06%	96.79%	97.49%
Sep	97.84%	98.07%	98.28%	98.13%	96.98%	

Cash Flow Report. The following spreadsheet shows the actual cash flow compared to the projected (historical) cash flow for the month.

Fiscal Year	Month			Year-to-Date		
	2016-2017	2017-2018	Difference	2016-2017	2017-2018	Difference
Revenue	\$5,607,358	\$4,326,022	(\$1,281,336)	\$35,284,371	\$37,824,631	\$2,540,260
Expenditures	\$6,227,202	\$7,718,581	\$1,491,379	\$34,451,957	\$36,923,383	\$2,471,426
Balance	(\$619,844)	(\$3,392,559)	(\$2,772,715)	\$832,414	\$901,248	\$68,834

Attachments

- Monthly Financial Report – as of August 31, 2018
- Tax Collection Recap 2017-2018
- Cash Flow Report 2017-2018

Submitted by:

David Bright, Assistant Superintendent of Finance and Operations

Recommendation:

This is an information report only.

EL CAMPO INDEPENDENT SCHOOL DISTRICT
MONTHLY FINANCIAL REPORT
September 25, 2018

Comparison of Revenue and Expenditures
to the Budget for the General Operating, Food Service & Debt Service Fund
9-1-17 to 8-31-18

ESTIMATED REVENUE:

	<i>Original Budget</i>	<i>Amended Budget</i>	<i>Revenue Realized</i>	<i>Revenue Balance</i>
Local:	\$17,255,610	\$15,825,501	\$15,831,641	\$6,140
State:	\$18,552,213	\$18,474,969	\$18,433,792	(\$41,177)
Federal:	\$1,945,737	\$2,062,273	\$2,066,338	\$4,065
Other Resources:	\$0	\$1,492,859	\$1,492,859	\$0
Total:	\$37,753,560	\$37,855,602	\$37,824,630	(\$30,972)

ESTIMATE EXPENDITURES:

<i>Original Budget</i>	<i>Amended Budget</i>	<i>Expended</i>	<i>Outstanding Encumbrances</i>	<i>Expenditures Year to Date</i>	<i>Balance for Year</i>
\$35,426,057	\$37,190,916	\$36,923,382	\$0	\$36,923,382	\$267,534

COMPARISONS TO JULY 31 OF PRIOR YEAR:

	<i>2016-2017</i>	<i>2017-2018</i>	<i>Increase/ Decrease</i>
Revenues:	\$35,586,684	\$37,824,630	\$2,237,946
Expenditures:	\$34,482,705	\$36,923,382	\$2,440,677
Cash Position:	\$7,692,055	\$11,124,207	\$3,432,152
PRIOR MONTH CASH POSITION as of 7/31/18:		\$12,582,565	

GENERAL FUND - FUND BALANCE	GENERAL OPERATING	FUND BALANCE	% of OPERATING	
GENERAL FUND - FUND BALANCE as of 8-31-13:	\$27,161,780	\$8,490,723	31.26%	
GENERAL FUND - FUND BALANCE as of 8-31-14:	\$27,800,164	\$6,074,037	21.85%	
GENERAL FUND - FUND BALANCE as of 8-31-15:	\$27,855,710	\$5,683,928	20.40%	
GENERAL FUND - FUND BALANCE as of 8-31-16:	\$27,792,202	\$6,267,856	22.55%	
GENERAL FUND - FUND BALANCE as of 8-31-17:	\$29,568,677	\$7,424,287	25.11%	
GENERAL FUND - FUND BALANCE as of 8-31-18:	\$29,568,677	\$8,437,997	28.54%	unaudited

BUDGET AMENDMENTS:

Appropriate funds to replace floors at the Northside Elementary campus.	\$215,617
Transfer from the General Fund Balance to Debt Service Fund to pay Debt Service notes.	\$1,492,859
Transfer from the I&S Fund Balance to Debt Service Fund to pay Debt Service notes.	\$271,900
Appropriate funds from the Fund Balance to replace the roof on the High School Woodshop.	\$45,000

NOTE: Cash Position includes Local, State, and Federal Funds. Does not include Capital Projects.

EL CAMPO INDEPENDENT SCHOOL DISTRICT
Cash Flow
2017-2018

199 GENERAL FUND	Actual Sep-17	Actual Oct-17	Actual Nov-17	Actual Dec-17	Actual Jan-18	Actual Feb-18	Actual Mar-18	Actual Apr-18	Actual May-18	Actual Jun-18	Actual Jul-18	Actual Aug-17	Actual Aug-18	2016-17 Totals
REVENUE:														
5700 Local Revenue:														
5711 Taxes Current Year	24,831	40,076	1,184,145	4,295,286	5,958,698	1,843,319	220,811	144,531	158,281	78,892	85,444	34,566	36,566	12,976,942
5712 Taxes Prior Years	8,140	20,848	82,275	32,668	26,029	19,367	108,774	21,594	10,111	14,446	15,840	10,100	10,441	149,962
5717 Excess Tax Proceeds	0	0	0	8,534	0	21,079	0	0	0	0	0	0	0	2,236
5719 Pen, Int, & Other	9,362	6,944	27,102	21,435	12,124	21,838	21,557	22,010	17,688	20,075	13,048	10,917	9,577	166,058
5720 Service to Other LEAs	0	0	0	0	0	0	0	0	0	0	0	0	0	0
5730 Tuition and Fees	380	380	380	380	380	380	380	0	335	15,760	65	1,730	150	25,186
5740 Other Local Sources	4,821	8,771	3,919	10,677	17,035	14,611	23,352	18,999	15,297	15,921	62,304	9,869	15,842	185,412
5750 Co/Curr Activities	30,545	26,103	20,393	3,094	2,619	5,437	3,863	3,034	9,404	964	9,725	9,544	19,235	120,252
Total Local Rev:	78,080	103,121	1,318,213	4,372,073	6,016,886	1,926,030	378,736	210,167	211,117	146,058	186,427	76,726	91,811	13,626,047
5800 State Revenue:														
5811 Available School Fund	0	117,823	66,737	68,804	24,492	24,492	68,126	53,830	79,373	70,836	74,596	146,035	50,668	1,300,807
5812 Foundation Entitlement	3,595,159	2,945,439	1,548,708	0	-1,004	0	0	1,278,022	820,049	1,643,577	2,137,074	3,709,532	2,165,998	14,958,948
5812 Founda Ent-Prior Yr	0	0	0	0	0	0	0	0	0	0	0	0	40,256	44,692
5820 Misc State Program Rev	0	0	0	0	0	0	0	0	0	0	0	5,639	4,440	14,198
5831 TRS On-Behalf	107,510	109,336	109,195	113,779	112,905	112,282	113,229	112,042	112,513	114,543	117,251	168,357	262,840	1,324,351
5839 State Revenue-RRC Grant	0	0	0	0	0	0	0	0	0	0	0	0	0	0
Total State Rev:	3,702,669	3,172,598	1,724,640	182,583	136,393	136,774	181,355	1,443,894	1,011,935	1,828,956	2,328,921	4,029,563	2,524,202	17,642,996
5900 Federal Revenue:														
5930 Federal	1,505	0	265,392	24,121	28,507	12,385	20,243	26,961	40,898	52,725	12,400	15,947	24,780	445,904
Total Federal Rev:	1,505	0	265,392	24,121	28,507	12,385	20,243	26,961	40,898	52,725	12,400	15,947	24,780	445,904
7900 Other Res/Non-Oper														
Other Res/Non-Oper	0	0	0	0	0	0	0	0	0	0	0	39,891	0	112,893
Total Other Res:	0	0	0	0	0	0	0	0	0	0	0	39,891	0	112,893
Total Revenue:	3,782,254	3,275,719	3,308,245	4,578,778	6,181,786	2,075,188	580,334	1,681,022	1,263,949	2,027,739	2,527,748	4,162,127	2,640,793	31,827,841
EXPENDITURES:														
6000 Expenditures:														
6100 Payroll Costs	1,147,923	1,745,022	1,763,556	1,756,818	1,773,358	1,733,464	1,784,137	1,742,476	1,764,970	1,795,029	1,764,580	2,297,513	3,075,429	20,466,827
6200 Contracted Services	296,981	269,306	523,374	306,237	408,972	397,456	273,874	290,752	343,586	305,395	292,811	615,453	548,882	4,104,500
6300 Supplies & Materials	62,840	77,858	197,996	84,509	197,925	110,936	91,339	224,722	182,529	191,288	42,013	121,836	273,787	1,516,373
6400 Other Operating	345,935	452,816	43,091	40,700	452,675	50,297	30,164	25,623	484,107	96,171	390,407	36,358	28,905	2,088,705
6500 Debt Services	750	0	0	0	0	191,800	0	0	0	0	0	31,800	30,200	225,950
6600 Capital Outlay	0	0	-6,252	264,625	21,800	47,867	44,590	172,837	0	-21,800	6,252	123,367	380,772	858,386
8900 Other Uses/Non Operating	0	0	0	0	0	0	0	0	0	0	0	1,410,667	1,492,859	1,410,667
Total Expenditures:	1,854,430	2,545,003	2,521,766	2,452,888	2,854,729	2,531,821	2,224,103	2,456,410	2,775,191	2,366,084	2,496,063	4,636,994	5,830,834	30,671,408
ENDING BALANCE	1,927,824	730,716	786,480	2,125,890	3,327,057	-456,632	-1,643,769	-775,388	-1,511,242	-338,344	31,685	-474,867	-3,190,041	
GF FB as of 8/31/17	7,424,286													
	9,352,110	10,082,826	10,869,306	12,995,196	16,322,253	15,865,620	14,221,852	13,446,463	11,935,221	11,596,877	11,628,562	7,424,286	8,438,520	

240	FOOD SERVICE	Actual Sep-17	Actual Oct-17	Actual Nov-17	Actual Dec-17	Actual Jan-18	Actual Feb-18	Actual Mar-18	Actual Apr-18	Actual May-18	Actual Jun-18	Actual Jul-18	Actual Aug-17	Actual Aug-18	2016-17 Totals
REVENUE:															
5700	Local Revenue:														
	Earnings from Temp Dep	0	0	511	0	0	577	0	0	710	0	0	385	654	2,297
	Foundation Revenue														
	Lunch	32,005	34,529	29,876	25,647	23,632	31,212	24,200	31,430	26,475	1,060	170	3,471	29,304	248,334
	Breakfast	5,876	6,411	5,637	4,939	5,855	6,539	6,341	5,875	5,002	163	0	0	8,873	50,208
	A La Carte	6,906	6,187	5,226	4,518	3,417	5,003	3,927	4,588	4,192	13	0	0	4,406	42,447
	Adult Lunches	0	0	0	0	0	0	0	0	0	0	0	0	0	0
	Catering/Vending	0	350	535	295	0	2,324	643	695	2,308	3,918	3,418	5,199	3,000	55,512
	Summer Food Service	0	0	0	0	0	0	0	0	0	125	0	0	0	71
	Total Local Rev:	44,787	47,477	41,785	35,399	32,904	45,655	35,110	42,588	38,688	5,279	3,588	9,055	46,237	398,869
5800	State Revenue														
5829	Misc St Program Rev.	122	0	0	0	0	0	9,994	0	0	0	0	0	0	10,052
5831	TRS On-Behalf Benefit	0	0	0	0	0	0	0	0	0	0	0	0	4,448	0
	Total State Rev:	122	0	0	0	0	0	9,994	0	0	0	0	0	4,448	10,052
5900	Federal Revenue														
5921	School Breakfast	0	37,375	39,004	31,727	25,422	24,609	34,330	26,788	33,181	35,920	0	0	23,739	315,791
5922	National School Lunch	0	126,920	130,033	106,092	92,294	88,615	121,132	93,194	120,212	127,279	0	0	84,473	1,006,800
5923	USDA Donated Com	11,218	11,218	11,218	11,218	11,218	11,218	11,218	11,218	11,218	11,218	11,218	9,785	16,576	128,054
5929	Fed Rev TEA-Sum Feed	0	0	0	0	0	0	0	0	0	0	0	12,188	14,107	24,656
	Total Federal Rev:	11,218	175,513	180,255	149,037	128,933	124,441	166,680	131,201	164,611	174,418	11,218	21,973	138,896	1,475,300
7900	Other Res/Non-Oper:														
7940	Other Res/Non-Oper	0	0	0	0	0	0	0	0	0	0	0	0	0	0
	Total Other Res:	0	0	0	0	0	0	0	0	0	0	0	0	0	0
	Total Revenue:	56,128	222,990	222,040	184,436	161,837	170,096	211,784	173,789	203,298	179,697	14,806	31,028	189,581	1,884,222
EXPENDITURES:															
6000	Expenditures:														
6100	Payroll & Benefits	24,989	59,129	56,843	54,881	55,138	53,034	56,731	53,836	52,476	59,271	54,658	72,261	97,839	631,223
6200	Contracted Services	0	124,660	115,456	102,471	127,039	54,616	101,352	110,676	111,699	109,217	17,332	13,041	97,045	1,052,914
6300	Supplies & Materials	11,515	11,836	11,867	11,335	11,549	11,662	11,598	11,493	11,633	11,380	11,489	-5,956	23,052	121,546
6400	Other Operating	0	18	225	136	55	13	129	0	94	169	0	195	145	984
6600	Capital Outlay	0	0	0	0	0	0	0	0	0	0	0	0	0	0
	Total Expenditures:	36,503	195,643	184,391	168,824	193,780	119,324	169,810	176,006	175,901	180,036	83,479	79,541	218,080	1,806,667
	ENDING BALANCE	19,624	46,972	84,621	100,233	68,290	119,062	161,036	158,819	186,217	185,878	117,205	77,555	88,706	

511	DEBT SERVICE	Actual Sep-17	Actual Oct-17	Actual Nov-17	Actual Dec-17	Actual Jan-18	Actual Feb-18	Actual Mar-18	Actual Apr-18	Actual May-18	Actual Jun-18	Actual Jul-18	Actual Aug-17	Actual Aug-18	2016-17 Totals
REVENUE:															
5700	Local Revenue:														
5711	Taxes Current Year	594	959	28,339	102,793	142,601	44,113	5,285	3,459	3,788	1,888	2,045	827	875	311,618
5712	Taxes Prior Years	1,170	1,213	3,770	1,498	1,449	1,755	3,577	1,601	749	1,081	1,473	1,459	719	21,558
5719	Pen, Int, & Other	686	574	1,593	534	556	1,035	1,039	962	630	961	644	718	509	10,358
5742	Earnings Fm Temp Dep	439	460	459	540	655	550	549	580	636	654	702	532	686	2,691
	Total Local Rev:	2,889	3,206	34,160	105,365	145,261	47,454	10,449	6,602	5,804	4,583	4,864	3,537	2,790	346,225
5800	State Revenue:														
5829	St Rev Dist By TEA	0	0	0	44,308	0	0	0	0	0	0	0	0	0	85,418
	Total State Rev:	0	0	0	44,308	0	0	0	0	0	0	0	0	0	85,418
7900	Other Res/Non-Oper:														
7911	Issuance of Bonds	0	0	0	0	0	0	0	0	0	0	0	0	0	0
7916	Issuance of Bonds	0	0	0	0	0	0	0	0	0	0	0	0	0	0
7940	Other Res/Non-Oper Rev	0	0	0	0	0	0	0	0	0	0	0	1,410,667	1,492,859	1,410,667
	Total Other Res:	0	0	0	0	0	0	0	0	0	0	0	1,410,667	1,492,859	1,410,667
	Total Revenue:	2,889	3,206	34,160	149,673	145,261	47,454	10,449	6,602	5,804	4,583	4,864	1,414,204	1,495,649	1,842,310
EXPENDITURES:															
6000	Expenditures:														
6500	Debt Service														
6511	Bond Principal	0	0	0	0	0	0	0	0	0	0	0	1,050,000	914,997	1,050,000
6521	Interest on Bonds	0	0	0	0	0	439,667	0	0	0	0	0	460,667	754,670	921,334
6599	Other Debt Fees	750	0	750	0	0	1,000	450	0	0	0	0	0	0	2,971
8949	Other Uses-Bond Escrow	0	0	0	0	0	0	0	0	0	0	0	0	0	0
	Total Expenditures:	750	0	750	0	0	440,667	450	0	0	0	0	1,510,667	1,669,667	1,974,305
	ENDING BALANCE	2,139	5,345	38,755	188,428	333,689	-59,524	-49,525	-42,923	-37,120	-32,536	-27,672	-131,994	-201,690	
Total Approved Budget															
199, 240, 511															
	TOTAL REVENUE	3,841,270	3,501,915	3,564,446	4,912,887	6,488,884	2,292,738	802,567	1,861,413	1,473,051	2,212,020	2,547,418	5,607,358	4,326,022	35,554,373
	TOTAL EXP	1,891,683	2,740,645	2,706,907	2,621,712	3,048,510	3,091,812	2,394,363	2,632,416	2,951,092	2,546,120	2,579,542	6,227,202	7,718,581	34,452,380
	ENDING BALANCE	1,949,587	2,710,857	3,568,396	5,859,571	9,299,946	8,500,872	6,909,076	6,138,073	4,660,032	4,325,932	4,293,809	1,106,974	901,250	

**TAX COLLECTION RECAP
2017-18**

Reporting Period	Beginning Levy	Adjustments	Adjusted Levy	Current Tax Year Collections	% Collected	% Collected Prior Year	Delinquent Collections	Penalty & Interest	Total Collections	Current Tax Year Uncollected
Monthly Recap										
Oct-17	\$14,772,570	-\$1,090	\$14,771,480	41,035	0.28%	0.12%	\$22,061	\$7,518	\$70,613	
Nov-17	\$14,772,570	\$7,366	\$14,779,936	1,212,483	8.20%	7.89%	\$86,045	\$28,695	\$1,327,223	
Dec-17	\$14,772,570	-\$3,702	\$14,768,868	4,398,079	29.78%	30.95%	\$34,167	\$21,969	\$4,454,214	
Jan-18	\$14,772,570	-\$8,795	\$14,763,776	6,101,299	41.33%	39.36%	\$27,478	\$12,680	\$6,141,457	
Feb-18	\$14,772,570	-\$11,885	\$14,760,685	1,887,432	12.79%	13.54%	\$21,121	\$22,874	\$1,931,426	
Mar-18	\$14,772,570	-\$11,885	\$14,760,685	226,095	1.53%	1.25%	\$112,350	\$22,595	\$361,041	
Apr-18	\$14,772,570	-\$15,946	\$14,756,625	147,990	1.00%	0.62%	\$23,195	\$22,971	\$194,157	
May-18	\$14,772,570	-\$14,059	\$14,758,512	162,070	1.10%	0.97%	\$10,860	\$18,319	\$191,248	
June-18	\$14,772,570	-\$17,318	\$14,755,253	80,780	0.55%	0.63%	\$15,527	\$21,036	\$117,343	
July-18	\$14,772,570	-\$19,669	\$14,752,901	87,489	0.59%	0.51%	\$17,314	\$13,693	\$118,495	
Aug-18	\$14,772,570	-\$19,669	\$14,752,901	37,441	0.25%	0.26%	\$11,161	\$10,086	\$58,687	
Year To Date				14,382,192	97.49%	96.79%	381,278	202,435	\$14,965,906	\$370,709

Information Only

Meeting Date: September 25, 2018

Submitted by: David Bright, Assistant Superintendent for Finance

Consent Agenda: Business and Support Services

Quarterly Investment Report

Summary

According to the *Texas Government Code § 2256.023(a)*, *Not less than quarterly, the investment officer shall prepare and submit to the governing body of the entity a written report of investment transactions for all funds covered by this chapter for the preceding reporting period.*"

This information is taken from the Public Funds Investment Act.

ECISD Board Policy

CDA (LEGAL), OTHER REVENUES: INVESTMENTS, QUARTERLY REPORTS

Effective Date

September 25, 2018

Previous Board Action

Board reviews *Quarterly Investment Reports* in September, December, March, and June.

Future Action Expected

Next review, January 2019

Background Information and Significant Issues

None.

Fiscal Impact

None.

Student and Public Benefit

Closely monitoring district investments ensures the efficient use of public funds.

Procedural and Reporting Implications

None.

Public Comments

None.

Alternatives	None.
Other Comments and Related Issues	None.
Attachments	<i>ECISD Quarterly Financial Report for Quarter Ending August 31, 2018.</i>
Contact Person(s)	David Bright, Assistant Superintendent of Finance and Operations
Action Required	No Action Required. This is an information report only.
Superintendent's Recommendation	Information only. Kelly Waters, Superintendent of Schools



*ECISD QUARTERLY
INVESTMENT REPORT*

For Quarter Ending
August 31, 2018

Submitted September 25, 2018
ECISD Board Meeting

Prepared by David Bright,
Assistant Superintendent for Finance

El Campo Independent School District
Quarterly Report of Investment Activity
Quarter Ending August 31, 2018

Introduction

House Bill 2459, which was passed during the 1995 legislative session, amended a section of the Education Code dealing with investments. Code Section 2256.023 as amended requires that the Investment Officer of the District prepare a report of investment activity and position on a quarterly basis. The report that follows covers the period June 1, 2018 to August 31, 2018.

Investment Strategy for all Funds

The goal of the investment program is to maximize financial returns within current market conditions in accordance with Board Policy CDA (LEGAL) and CDA (LOCAL). All legal, authorized investments shall have sufficient liquidity to meet anticipated cash flow requirements, projected on a weekly, monthly, and annual basis. Investments should not exceed one (1) year in final, stated maturity. Only investments authorized by Board Policy CDA (LEGAL) and CDA (LOCAL) will be purchased. Investments should be purchased with the intent of holding until maturity.

Investment Activity for the Quarter Ending August 31, 2018

Interest earned at TexSTAR for the quarter totaled:	\$23,301.51
Interest earned at TexPOOL for the quarter totaled:	\$18,951.55
Interest from checking accounts at Prosperity Bank totaled:	<u>4,370.91</u>
Total Interest Earned for the Quarter:	\$46,623.97

Diversification of Funds

As a part of the investment policy adopted by the Board, a written investment strategy is required which must describe the investment objective for each fund. One of the priorities listed in Board policy concerns diversification of the investment portfolio. As of August 31, 2018, the District's portfolio held \$1,663,183.24 or 14.95% of available funds with Prosperity Bank, \$3,979,622.92 or 35.77% with TexPOOL, and \$5,481,401.01 or 49.28% with TexSTAR. The portfolio balance was \$11,124,207.17.

Collateral

In order to protect the District from risk of loss related to uninsured cash balances, the District's depository bank pledges collateral to the District in the form of government securities. On August 31, 2018, securities pledged by the Prosperity State Bank to El Campo ISD had an estimated market value of \$14,588,168.74. With FDIC insurance the District has adequate collateral.


Investment Position at August 31, 2018

The attached report details the ending cash and investment balances for each of the past three months. Interest earned is posted to the General Ledger on a monthly basis.


Investment Officers' Certification

I hereby certify that the following information to the best of my knowledge is a true and accurate description of the investment portfolio of the El Campo Independent School District for the period ending August 31, 2018. All investments are in compliance with the Public Funds Investment Act (HB2459) and local investment policies.

Respectfully Submitted,



Joyce Supak
Investment Officer
El Campo Independent School District



David Bright
Assistant Superintendent for Finance
El Campo Independent School District

**EL CAMPO INDEPENDENT SCHOOL DISTRICT
 QUARTERLY CASH & INVESTMENT REPORT
 June 1, 2018 to August 31, 2018**

Prosperity Bank

Account Balances - Month End	Jun 18	Jul 18	Aug 18
Money Market Account	\$229,224.66	\$230,524.02	\$284,951.86
Capital Project Account	\$0.00	\$0.00	\$0.00
General Fund	\$2,999,991.39	\$1,184,153.41	\$1,310,260.66
General Fund - Investment Account	\$1,020.58	\$1,021.14	\$1,021.70
Payroll	\$275,696.60	\$233,655.70	\$46,903.62
Interest & Sinking	\$81,528.95	\$86,836.20	\$20,045.40
Total	\$3,587,462.18	\$1,736,190.47	\$1,663,183.24

Prosperity Bank

Interest Earned	Jun 18	Jul 18	Aug 18
Money Market Account	\$260.46	\$365.23	\$173.56
Capital Project Account	\$0.00	\$0.00	\$0.00
General Fund	\$926.87	\$1,044.27	\$721.06
General Fund - Investment Account	\$0.54	\$0.56	\$0.56
Payroll	\$281.87	\$150.48	\$213.32
Interest & Sinking	\$42.99	\$46.72	\$142.42
Total	\$1,512.73	\$1,607.26	\$1,250.92

Investment Pools

Account Balances - Month End	Jun 18	Jul 18	Aug 18
TexPool General Fund Investment Account	\$3,530,223.21	\$5,736,117.92	\$3,943,758.84
TexPool Family Crisis Fund	\$35,748.29	\$35,805.65	\$35,864.08
TexSTAR General	\$4,659,540.14	\$4,667,044.90	\$5,173,451.84
TexSTAR Debt Service	\$406,750.53	\$407,405.66	\$307,949.17
Total	\$8,632,262.17	\$10,846,374.13	\$9,461,023.93

Investment Pools

Interest Earned	Jun 18	Jul 18	Aug 18
TexPool General Fund Investment Account	\$5,246.96	\$5,894.71	\$7,640.92
TexPool Family Crisis Fund	\$53.17	\$57.36	\$58.43
TexSTAR General	\$7,580.21	\$7,504.76	\$6,406.94
TexSTAR Debt Service	\$610.96	\$655.13	\$543.51
Total	\$13,491.30	\$14,111.96	\$14,649.80

Average Monthly Rates

Average Monthly Rate:	Prosperity All Accounts	TexPool	TexStar
Sep-17	0.65%	1.0151	1.0384
Oct-17	0.65%	1.0318	1.0482
Nov-17	0.65%	1.0506	1.0695
Dec-17	0.65%	1.1764	1.1762
Jan-18	0.65%	1.2989	1.2900
Feb-18	0.65%	1.3438	1.3518
Mar-18	0.65%	1.5156	1.4995
Apr-18	0.65%	1.6704	1.6304
May-18	0.65%	1.7159	1.7258
Jun-18	0.65%	1.8110	1.8300
Jul-18	0.65%	1.8896	1.8965
Aug-18	0.65%	1.9205	1.9225



Monthly Newsletter - August 2018

Performance

As of August 31, 2018

Current Invested Balance	\$6,701,017,159.16
Weighted Average Maturity (1)	19 Days
Weighted Average Maturity (2)	87 Days
Net Asset Value	0.999971
Total Number of Participants	879
Management Fee on Invested Balance	0.06%*
Interest Distributed	\$11,250,132.06
Management Fee Collected	\$340,459.60
% of Portfolio Invested Beyond 1 Year	8.55%
Standard & Poor's Current Rating	AAAm

August Averages

Average Invested Balance	\$6,681,592,678.65
Average Monthly Yield, on a simple basis	1.9225%
Average Weighted Average Maturity (1)*	24 Days
Average Weighted Average Maturity (2)*	91 Days

Definition of Weighted Average Maturity (1) & (2)

- (1) This weighted average maturity calculation uses the SEC Rule 2a-7 definition for stated maturity for any floating rate instrument held in the portfolio to determine the weighted average maturity for the pool. This Rule specifies that a variable rate instrument to be paid in 397 calendar days or less shall be deemed to have a maturity equal to the period remaining until the next readjustment of the interest rate.
- (2) This weighted average maturity calculation uses the final maturity of any floating rate instruments held in the portfolio to calculate the weighted average maturity for the pool.

* The maximum management fee authorized for the TexSTAR Cash Reserve Fund is 12 basis points. This fee may be waived in full or in part in the discretion of the TexSTAR co-administrators at any time as provided for in the TexSTAR Information Statement.

Rates reflect historical information and are not an indication of future performance.

New Participants

We would like to welcome the following entities who joined the TexSTAR program in August:

- ★ Alvin Community College
- ★ Denton County Reclamation & Road District

Holiday Reminder

In observance of **Columbus Day**, TexSTAR will be closed on **Monday, October 8, 2018**. All ACH transactions initiated on Friday, October 5th, will settle on Tuesday, October 9th. Please plan accordingly for your liquidity needs.

Economic Commentary

Markets reacted positively in August to the Trump administration reaching a successful trade agreement with Mexico. Although U.S. trade negotiations with Canada and China are still strained, risks in aggregate are fewer than before as the tailwind from tax reform should insulate domestic growth and corporate profits to an extent. As expected, 25% tariffs on \$16 billion of Chinese imports went into effect in August; and China retaliated in-kind. However, reports suggests that President Xi is under increasing domestic pressure to reach a compromise with Washington. Monetary policy rhetoric was little changed over the month. In his speech at the annual Jackson Hole Economic Symposium, Federal Reserve (Fed) Chairman Powell reiterated his commitment to a gradual approach to raising interest rates, but noted his confidence in the strength of U.S. economic momentum. The minutes of the August Federal Open Market Committee (FOMC) meeting also confirmed market expectations that the Fed is on track to hike at its September meeting if economic activity maintains its current trend.

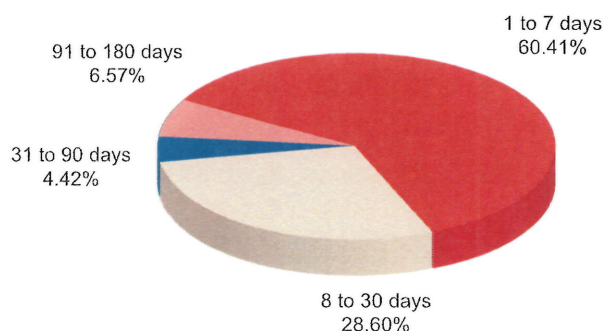
The biggest risk to the U.S. economy currently appears to stem from exogenous factors such as the risk that instability in China and emerging markets sparks contagion, a further slowdown in European growth or an escalation in trade wars. Additionally, business investment and government spending are playing a larger role in contributing to growth. We expect the tailwind from government spending to provide maximum impact in the coming four quarters. The combination of tax reform and the spending bill will create a significant boost to growth both this year and next, which could be upwards of 0.5%. We believe that a significant portion of the fiscal boost has not yet shown through into GDP but will begin to appear in the coming quarters with the peak impact towards the end of 2018 and first half of 2019. Although it is possible that Q2 will be the strongest single quarter for growth this year, we expect 2018 to average at a pace above 3%. The Federal Reserve should continue to keep the pace of rate hikes "gradual" until the balance of risks around the economic environment significantly changes. Our base case is the Fed will raise rates an addition two more times this year and continue hiking into 2019 given our view that the U.S. unemployment rate will trend further below estimates of Non-Accelerating Inflation Rate of Unemployment (NAIRU), core inflation is biased higher and U.S. growth remains above trend.

This information is an excerpt from an economic report dated August 2018 provided to TexSTAR by JP Morgan Asset Management, Inc., the investment manager of the TexSTAR pool.

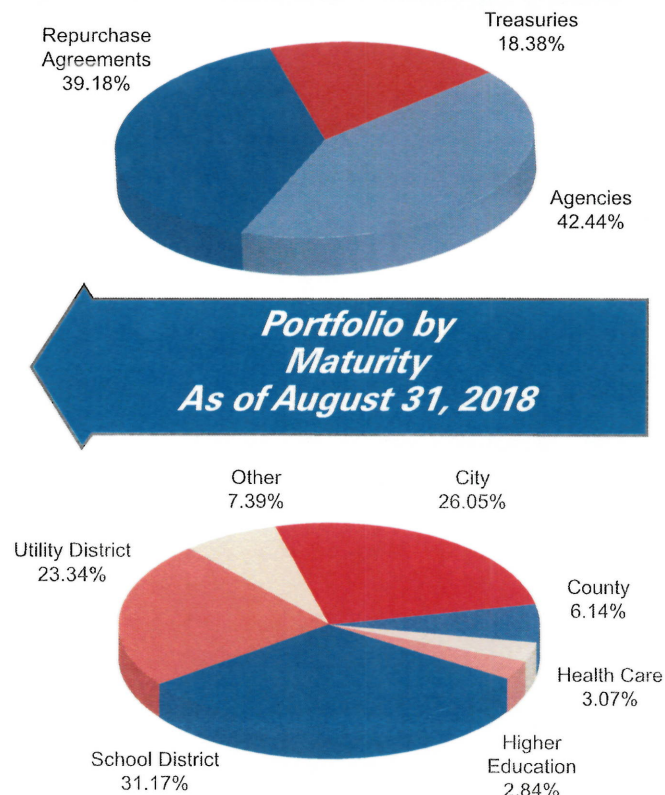
For more information about TexSTAR, please visit our web site at www.texstar.org.

Information at a Glance

Portfolio by Type of Investment As of August 31, 2018



Distribution of Participants by Type As of August 31, 2018



Portfolio by Maturity As of August 31, 2018

Historical Program Information

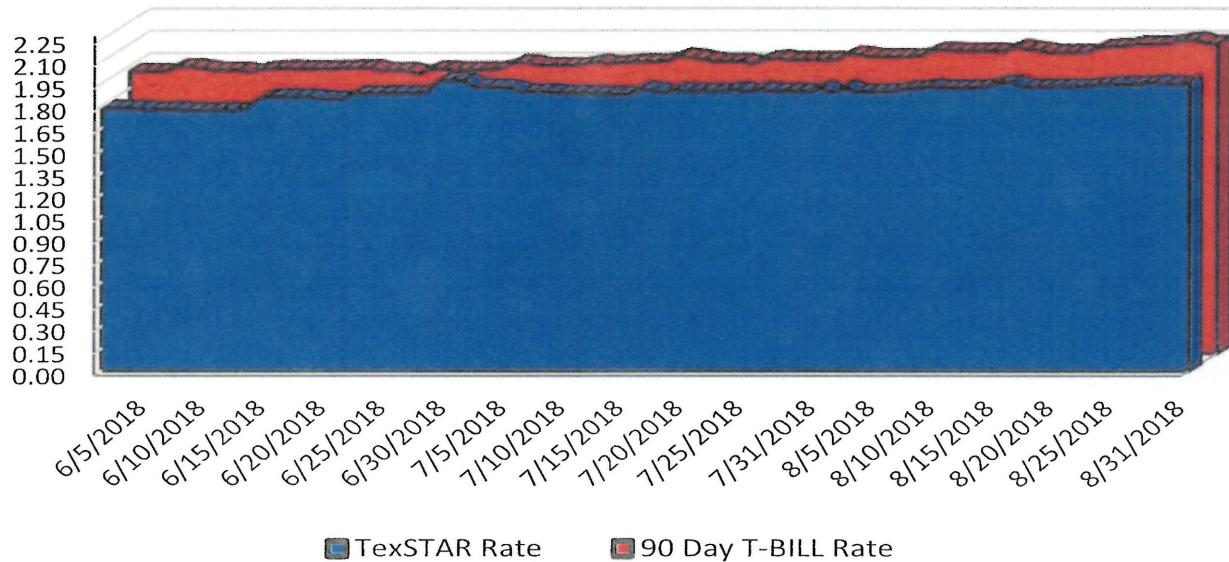
Month	Average Rate	Book Value	Market Value	Net Asset Value	WAM (1)*	WAM (2)*	Number of Participants
Aug 18	1.9225%	\$6,701,017,159.16	\$6,701,228,119.73	0.999971	24	91	879
Jul 18	1.8965%	6,837,425,331.68	6,837,427,966.67	1.000000	19	84	877
Jun 18	1.8300%	6,250,002,595.51	6,250,027,195.61	0.999991	26	99	874
May 18	1.7258%	6,489,773,533.02	6,489,474,005.73	0.999953	29	106	868
Apr 18	1.6304%	6,358,425,417.53	6,358,101,312.82	0.999949	18	99	861
Mar 18	1.4995%	6,461,363,510.56	6,460,804,379.93	0.999892	28	105	857
Feb 18	1.3518%	7,130,310,070.00	7,129,718,573.04	0.999917	28	97	854
Jan 18	1.2900%	7,090,345,755.93	7,090,199,741.00	0.999979	31	83	853
Dec 17	1.1762%	6,518,450,917.63	6,518,448,483.33	0.999984	36	82	853
Nov 17	1.0695%	6,157,485,042.89	6,157,068,439.39	0.999932	38	90	853
Oct 17	1.0482%	5,848,642,382.89	5,848,708,234.12	1.000011	38	96	852
Sep 17	1.0384%	5,841,986,573.82	5,842,202,955.19	1.000022	28	92	848

Portfolio Asset Summary as of August 31, 2018

	Book Value	Market Value
Uninvested Balance	\$ 163.54	\$ 163.54
Accrual of Interest Income	2,580,468.72	2,580,468.72
Interest and Management Fees Payable	(11,263,734.78)	(11,263,734.78)
Payable for Investment Purchased	0.00	0.00
Repurchase Agreement	2,629,318,999.68	2,629,318,999.68
Government Securities	4,080,381,262.00	4,080,592,222.57
Total	\$ 6,701,017,159.16	\$ 6,701,228,119.73

Market value of collateral supporting the Repurchase Agreements is at least 102% of the Book Value. The portfolio is managed by J.P. Morgan Chase & Co. and the assets are safekept in a separate custodial account at the Federal Reserve Bank in the name of TexSTAR. The only source of payment to the Participants are the assets of TexSTAR. There is no secondary source of payment for the pool such as insurance or guarantee. Should you require a copy of the portfolio, please contact TexSTAR Participant Services.

TexSTAR versus 90-Day Treasury Bill



This material is for information purposes only. This information does not represent an offer to buy or sell a security. The above rate information is obtained from sources that are believed to be reliable; however, its accuracy or completeness may be subject to change. The TexSTAR management fee may be waived in full or in part at the discretion of the TexSTAR co-administrators and the TexSTAR rate for the period shown reflects waiver of fees. This table represents historical investment performance/return to the customer, net of fees, and is not an indication of future performance. An investment in the security is not insured or guaranteed by the Federal Deposit Insurance Corporation or any other government agency. Although the issuer seeks to preserve the value of an investment at \$1.00 per share, it is possible to lose money by investing in the security. Information about these and other program details are in the fund's Information Statement which should be read carefully before investing. The yield on the 90-Day Treasury Bill ("T-Bill Yield") is shown for comparative purposes only. When comparing the investment returns of the TexSTAR pool to the T-Bill Yield, you should know that the TexSTAR pool consist of allocations of specific diversified securities as detailed in the respective Information Statements. The T-Bill Yield is taken from Bloomberg Finance L.P. and represents the daily closing yield on the then current 90-day T-Bill. The TexSTAR yield is calculated in accordance with regulations governing the registration of open-end management investment companies under the Investment Company Act of 1940 as promulgated from time to time by the federal Securities and Exchange Commission.

Daily Summary for August 2018

Date	Mny Mkt Fund Equiv. [SEC Std.]	Daily Allocation Factor	TexSTAR Invested Balance	Market Value Per Share	WAM Days (1)*	WAM Days (2)*
8/1/2018	1.8858%	0.000051665	\$6,786,468,409.25	1.000030	23	80
8/2/2018	1.9157%	0.000052486	\$6,766,141,925.31	1.000007	25	82
8/3/2018	1.8893%	0.000051761	\$6,646,198,636.46	1.000007	24	84
8/4/2018	1.8893%	0.000051761	\$6,646,198,636.46	1.000007	24	84
8/5/2018	1.8893%	0.000051761	\$6,646,198,636.46	1.000007	24	84
8/6/2018	1.8931%	0.000051867	\$6,587,042,458.63	1.000002	24	82
8/7/2018	1.9056%	0.000052207	\$6,584,684,503.06	0.999997	24	90
8/8/2018	1.9100%	0.000052328	\$6,593,820,511.29	0.999991	25	93
8/9/2018	1.9237%	0.000052705	\$6,722,178,937.46	0.999991	27	96
8/10/2018	1.9142%	0.000052445	\$6,822,517,716.06	0.999995	26	94
8/11/2018	1.9142%	0.000052445	\$6,822,517,716.06	0.999995	26	94
8/12/2018	1.9142%	0.000052445	\$6,822,517,716.06	0.999995	26	94
8/13/2018	1.9169%	0.000052519	\$6,786,904,617.90	0.999995	26	94
8/14/2018	1.9259%	0.000052764	\$6,683,143,847.08	0.999994	26	94
8/15/2018	1.9484%	0.000053380	\$6,604,269,801.53	0.999991	25	95
8/16/2018	1.9506%	0.000053441	\$6,715,808,482.03	0.999979	24	97
8/17/2018	1.9214%	0.000052641	\$6,659,136,114.60	0.999975	24	95
8/18/2018	1.9214%	0.000052641	\$6,659,136,114.60	0.999975	24	95
8/19/2018	1.9214%	0.000052641	\$6,659,136,114.60	0.999975	24	95
8/20/2018	1.9231%	0.000052688	\$6,645,284,739.73	0.999978	24	96
8/21/2018	1.9214%	0.000052640	\$6,562,566,235.93	0.999980	24	97
8/22/2018	1.9237%	0.000052704	\$6,655,831,334.71	0.999980	23	95
8/23/2018	1.9332%	0.000052964	\$6,659,642,922.49	0.999982	23	94
8/24/2018	1.9398%	0.000053144	\$6,681,312,394.43	0.999979	22	92
8/25/2018	1.9398%	0.000053144	\$6,681,312,394.43	0.999979	22	92
8/26/2018	1.9398%	0.000053144	\$6,681,312,394.43	0.999979	22	92
8/27/2018	1.9412%	0.000053183	\$6,681,634,915.33	0.999975	22	91
8/28/2018	1.9533%	0.000053516	\$6,669,013,034.39	0.999975	22	91
8/29/2018	1.9418%	0.000053200	\$6,653,237,828.21	0.999971	21	91
8/30/2018	1.9382%	0.000053100	\$6,643,186,789.91	0.999971	21	90
8/31/2018	1.9518%	0.000053473	\$6,701,017,159.16	0.999971	19	87
Average	1.9225%	0.000052671	\$6,681,592,678.65		24	91

TexSTAR Participant Services
Hilltop Securities Inc.
1201 Elm Street, Suite 3500
Dallas, Texas 75270



TexSTAR Board Members

<i>William Chapman</i>	<i>Central Texas Regional Mobility Authority</i>	<i>Governing Board President</i>
<i>Nell Lange</i>	<i>City of Frisco</i>	<i>Governing Board Vice President</i>
<i>Eric Cannon</i>	<i>City of Allen</i>	<i>Governing Board Treasurer</i>
<i>David Medanich</i>	<i>Hilltop Securities</i>	<i>Governing Board Secretary</i>
<i>Jennifer Novak</i>	<i>J.P. Morgan Asset Management</i>	<i>Governing Board Asst. Sec./Treas.</i>
<i>Monte Mercer</i>	<i>North Central TX Council of Government</i>	<i>Advisory Board</i>
<i>Becky Brooks</i>	<i>City of Grand Prairie</i>	<i>Advisory Board</i>
<i>Nicole Conley</i>	<i>Austin ISD</i>	<i>Advisory Board</i>
<i>David Pate</i>	<i>Richardson ISD</i>	<i>Advisory Board</i>
<i>James Mauldin</i>	<i>University of North Texas System</i>	<i>Advisory Board</i>
<i>Ron Whitehead</i>	<i>Qualified Non-Participant</i>	<i>Advisory Board</i>

For more information contact TexSTAR Participant Services ★ 1-800-839-7827 ★ www.texstar.org



J.P.Morgan
Asset Management



Monthly Newsletter: August 2018

ANNOUNCEMENTS

We welcome the following entities who joined TexPool in July 2018:

TexPool

East Bernard ISD
 Harris-Waller Counties MUD 3
 Bastrop County ESD 1
 East Texas Housing Finance Corporation

TexPool Prime

Hardin ISD
 Eastland County
 Harris County MUD 148
 Somervell County
 Bastrop County ESD 1
 Fort Worth ISD
 San Felipe Del Rio CISD
 East Texas Housing Finance Corporation

Upcoming Events

Aug 29, 2018 - Aug 31, 2018
 Fairmont, Austin
 2018 TAC Legislative Conference

Sep 28, 2018 - Sep 30, 2018
 Austin Convention Center, Austin
 2018 TASA/TASB Annual Convention

Oct 10, 2018 - Oct 12, 2018
 Fort Worth Convention Center, Ft. Worth
 2018 Texas Municipal League Conference

TexPool Advisory Board Members

Jose Elizondo, Jr.	Vivian Wood
Belinda Weaver	Jerry Dale
Patrick Krishock	Sharon Matthews
Michele Tuttle	David Landeros

Overseen by the State of Texas Comptroller of Public Accounts Glenn Hegar.

Operated under the supervision of the Texas Treasury Safekeeping Trust Company

Economic and Market Commentary: Trump challenges Fed's independence

August 1, 2018

One of the defining characteristics about the Federal Reserve is that it operates independently from the rest of the U.S. government. Most politicians don't talk about it much, let alone tell it what to do publically. Of course, President Trump is not a typical politician, and it is not surprising he recently said he was "not thrilled" with the recent hikes because of their potential to stem economic growth. After all, he criticized former Chair Janet Yellen during his campaign (that time for keeping rates too low). Although Jerome Powell was named a Fed governor by the Obama administration, Trump nominated him to lead the central bank, and the president might think he has sway. Or maybe Trump is just saying this to the press because he knows he has no real pull.

The minutes from the Fed's June meeting showed that policymakers are comfortable with the pace of U.S. GDP growth, which lends more credence to the dot plot's indications for two more increases this year. But will Powell try to hold rates steady to please Trump or advocate raising them? If the latter, it could be a defiant message to Trump about the separation of the offices.

(continued page 6)

Performance as of July 31, 2018

	TexPool	TexPool Prime
Current Invested Balance	\$18,176,094,071.31	\$4,979,135,425.88
Weighted Average Maturity	24	33
Weighted Average Life	95	59
Net Asset Value	0.99998	1.00012
Total Number of Participants	2490	329
Management Fee on Invested Balance	0.0473%	0.0638%
Interest Distributed	\$28,969,866.45	\$9,278,063.31
Management Fee Collected	\$671,814.06	\$245,624.72
Standard & Poor's Current Rating	AAAm	AAAm
Month Averages		
Average Invested Balance	\$18,057,030,832.61	\$5,048,388,103.66
Average Monthly Rate	1.89%	2.16%
Average Weighted Average Maturity	25	33
Average Weighted Average Life	88	59

***This average monthly rate for TexPool Prime for each date may reflect a waiver of some portion or all of each of the management fees.*

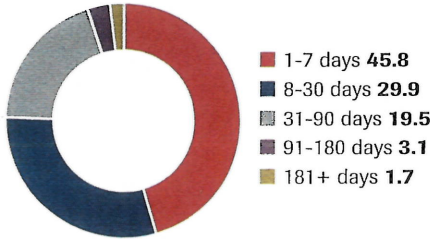
***See page 2 for definitions.*

Past performance is no guarantee of future results.



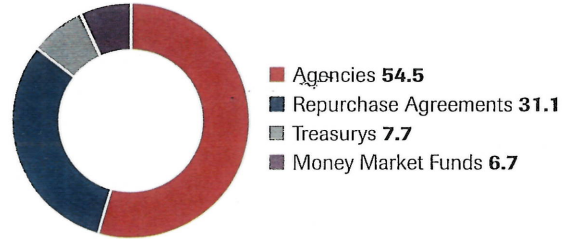
Portfolio by Maturity (%)

As of July 31, 2018



Portfolio by Type of Investment (%)

As of July 31, 2018



Portfolio Asset Summary as of July 31, 2018

	Book Value	Market Value
Uninvested Balance	-\$113,693.26	-\$113,693.26
Receivable for Investments Sold	0.00	0.00
Accrual of Interest Income	8,857,669.10	8,857,669.10
Interest and Management Fees Payable	-28,972,587.70	-28,972,587.70
Payable for Investments Purchased	-1,070,548,472.20	-1,070,548,472.20
Accrued Expenses & Taxes	-20,767.55	-20,767.55
Repurchase Agreements	5,995,031,000.00	5,995,031,000.00
Mutual Fund Investments	1,296,022,103.88	1,296,022,103.88
Government Securities	10,492,037,631.91	10,491,655,384.68
U.S. Treasury Inflation Protected Securities	79,993,674.77	79,998,952.00
US Treasury Bills	1,153,875,917.72	1,153,922,910.86
US Treasury Notes	249,931,594.64	249,851,778.00
Total	\$18,176,094,071.31	\$18,175,684,277.81

Market value of collateral supporting the Repurchase Agreements is at least 102% of the Book Value. The portfolio is managed by Federated Investment Counseling and the assets are safe kept in a separate custodial account at State Street Bank in the name of TexPool. The only source of payment to the Participants is the assets of TexPool. There is no secondary source of payment for the pool such as insurance or State guarantee. Should you require a copy of the portfolio, please contact TexPool Participant Services.

Participant Summary

	Number of Participants	Balance
School District	587	\$5,786,247,923.29
Higher Education	57	\$681,123,136.73
Healthcare	82	\$626,197,647.58
Utility District	791	\$2,725,128,102.94
City	460	\$4,243,126,643.74
County	185	\$1,895,695,343.37
Other	328	\$2,218,402,718.91

**Definition of Weighted Average Maturity and Weighted Average Life

WAM is the mean average of the periods of time remaining until the securities held in TexPool (a) are scheduled to be repaid, (b) would be repaid upon a demand by TexPool, or (c) are scheduled to have their interest rate readjusted to reflect current market rates. Securities with adjustable rates payable upon demand are treated as maturing on the earlier of the two dates set forth in (b) and (c) if their scheduled maturity is 397 days or less; and the later of the two dates set forth in (b) and (c) if their scheduled maturity is more than 397 days. The mean is weighted based on the percentage of the amortized cost of the portfolio invested in each period.

WAL is calculated in the same manner as WAM, but is based solely on the periods of time remaining until the securities held in TexPool (a) are scheduled to be repaid or (b) would be repaid upon a demand by TexPool, without reference to when interest rates of securities within TexPool are scheduled to be readjusted.



Daily Summary

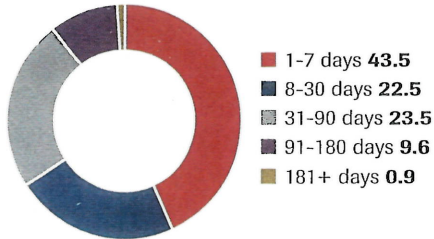
Date	Money Mkt. Fund Equiv. (SEC Std.)	Dividend Factor	TexPool Invested Balance	NAV	WAM Days	WAL Days
7/1	1.9206%	0.000052620	\$18,198,612,856.87	1.00000	24	81
7/2	1.9203%	0.000052610	\$18,127,628,417.09	0.99998	23	79
7/3	1.8936%	0.000051879	\$18,035,952,825.04	0.99998	25	79
7/4	1.8936%	0.000051879	\$18,035,952,825.04	0.99998	25	79
7/5	1.8870%	0.000051698	\$18,088,563,780.78	0.99999	25	81
7/6	1.8853%	0.000051652	\$18,014,030,932.76	0.99999	24	81
7/7	1.8853%	0.000051652	\$18,014,030,932.76	0.99999	24	81
7/8	1.8853%	0.000051652	\$18,014,030,932.76	0.99999	24	81
7/9	1.8780%	0.000051452	\$17,984,462,899.67	0.99998	24	79
7/10	1.8795%	0.000051492	\$17,917,731,046.28	0.99999	26	84
7/11	1.8805%	0.000051521	\$17,897,631,188.48	1.00000	25	85
7/12	1.8771%	0.000051428	\$17,945,917,010.91	1.00000	26	87
7/13	1.8811%	0.000051536	\$17,914,818,599.73	1.00000	26	88
7/14	1.8811%	0.000051536	\$17,914,818,599.73	1.00000	26	88
7/15	1.8811%	0.000051536	\$17,914,818,599.73	1.00000	26	88
7/16	1.8942%	0.000051895	\$17,919,578,251.73	0.99999	26	87
7/17	1.8921%	0.000051839	\$17,984,060,954.79	0.99998	26	86
7/18	1.8833%	0.000051598	\$17,942,466,232.15	0.99998	25	93
7/19	1.8873%	0.000051708	\$17,834,539,001.37	0.99997	26	97
7/20	1.8850%	0.000051643	\$17,844,966,083.59	0.99997	26	98
7/21	1.8850%	0.000051643	\$17,844,966,083.59	0.99997	26	98
7/22	1.8850%	0.000051643	\$17,844,966,083.59	0.99997	26	98
7/23	1.8837%	0.000051608	\$17,847,167,058.43	0.99997	26	96
7/24	1.8938%	0.000051886	\$18,071,169,140.36	0.99997	25	95
7/25	1.8871%	0.000051702	\$18,383,536,977.90	0.99998	24	93
7/26	1.8932%	0.000051869	\$18,461,296,595.56	0.99998	24	92
7/27	1.8922%	0.000051840	\$18,419,076,914.48	0.99998	25	92
7/28	1.8922%	0.000051840	\$18,419,076,914.48	0.99998	25	92
7/29	1.8922%	0.000051840	\$18,419,076,914.48	0.99998	25	92
7/30	1.8945%	0.000051905	\$18,336,917,085.58	0.99998	24	93
7/31	1.9077%	0.000052267	\$18,176,094,071.31	0.99998	24	95
Average	1.8896%	0.000051770	\$18,057,030,832.61	0.99998	25	88



TEXPOOL PRIME

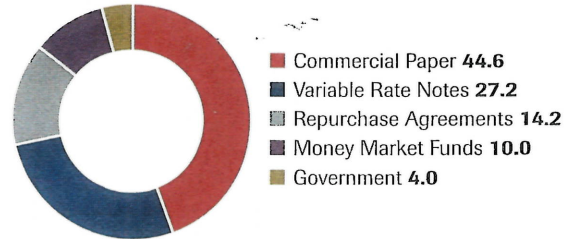
Portfolio by Maturity (%)

As of July 31, 2018



Portfolio by Type of Investment (%)

As of July 31, 2018



Portfolio Asset Summary as of July 31, 2018

	Book Value	Market Value
Uninvested Balance	\$775.73	\$775.73
Receivable for Investments Sold	0.00	0.00
Accrual of Interest Income	2,956,452.02	2,956,452.02
Interest and Management Fees Payable	-9,278,064.23	-9,278,064.23
Payable for Investments Purchased	0.00	0.00
Accrued Expenses & Taxes	-7,849.90	-7,849.90
Repurchase Agreements	708,356,000.00	708,356,000.00
Commercial Paper	2,225,010,514.66	2,225,163,340.40
Bank Instruments	0.00	0.00
Mutual Fund Investments	497,099,999.35	497,052,003.75
Government Securities	198,999,249.99	199,014,090.00
Variable Rate Notes	1,355,998,347.26	1,356,488,300.00
Total	\$4,979,135,424.88	\$4,979,745,047.77

Market value of collateral supporting the Repurchase Agreements is at least 102% of the Book Value. The portfolio is managed by Federated Investment Counseling and the assets are safe kept in a separate custodial account at State Street Bank in the name of TexPool Prime. The assets of TexPool Prime are the only source of payments to the Participants. There is no secondary source of payment for the pool such as insurance or State guarantee. Should you require a copy of the portfolio, please contact TexPool Participant Services

Participant Summary

	Number of Participants	Balance
School District	113	\$1,892,225,879.67
Higher Education	15	\$599,426,447.81
Healthcare	12	\$245,188,378.18
Utility District	29	\$317,354,908.24
City	64	\$727,725,587.58
County	37	\$513,848,696.94
Other	59	\$683,365,414.51



TEXPOOL *PRIME*

Daily Summary						
Date	Money Mkt. Fund Equiv. (SEC Std.)	Dividend Factor	TexPool Prime Invested Balance	NAV	WAM Days	WAL Days
7/1	2.2045%	0.000060396	\$4,975,084,306.61	1.00006	35	65
7/2	2.1949%	0.000060133	\$4,993,151,755.85	1.00010	35	64
7/3	2.1755%	0.000059604	\$5,097,481,849.79	1.00007	35	63
7/4	2.1755%	0.000059604	\$5,097,481,849.79	1.00007	35	63
7/5	2.1589%	0.000059147	\$5,101,504,497.97	1.00010	36	63
7/6	2.1504%	0.000058916	\$5,083,918,210.11	1.00005	36	63
7/7	2.1504%	0.000058916	\$5,083,918,210.11	1.00005	36	63
7/8	2.1504%	0.000058916	\$5,083,918,210.11	1.00005	36	63
7/9	2.1533%	0.000058995	\$5,056,518,717.16	1.00009	35	61
7/10	2.1596%	0.000059166	\$5,060,151,337.28	1.00009	35	61
7/11	2.1502%	0.000058910	\$5,037,210,828.84	1.00010	35	60
7/12	2.1584%	0.000059134	\$5,037,672,426.43	1.00010	35	60
7/13	2.1563%	0.000059076	\$5,064,799,425.53	1.00005	35	59
7/14	2.1563%	0.000059076	\$5,064,799,425.53	1.00005	35	59
7/15	2.1563%	0.000059076	\$5,064,799,425.53	1.00005	35	59
7/16	2.1541%	0.000059017	\$5,114,982,954.81	1.00010	32	56
7/17	2.1581%	0.000059125	\$5,129,374,639.05	1.00011	31	55
7/18	2.1372%	0.000058553	\$5,116,287,572.82	1.00012	31	56
7/19	2.1757%	0.000059608	\$5,057,294,836.38	1.00011	31	55
7/20	2.1803%	0.000059734	\$5,026,319,601.87	1.00005	32	56
7/21	2.1803%	0.000059734	\$5,026,319,601.87	1.00005	32	56
7/22	2.1803%	0.000059734	\$5,026,319,601.87	1.00005	32	56
7/23	2.1632%	0.000059266	\$4,992,968,413.72	1.00012	30	55
7/24	2.1619%	0.000059230	\$5,012,946,715.65	1.00012	30	55
7/25	2.1589%	0.000059148	\$5,037,755,458.54	1.00012	30	55
7/26	2.1584%	0.000059135	\$5,042,063,635.64	1.00012	30	55
7/27	2.1608%	0.000059201	\$5,029,271,023.44	1.00007	32	56
7/28	2.1608%	0.000059201	\$5,029,271,023.44	1.00007	32	56
7/29	2.1608%	0.000059201	\$5,029,271,023.44	1.00007	32	65
7/30	2.1731%	0.000059538	\$4,948,039,209.41	1.00013	33	58
7/31	2.1746%	0.000059579	\$4,979,135,424.88	1.00012	33	59
Average	2.1642%	0.000059293	\$5,048,388,103.66	1.00008	33	59



Participant Services
 1001 Texas Ave. 14th Floor
 Houston, TX 77002

PRSR STD
 U.S. Postage
 Paid
 Austin, TX
 Permit# 1264



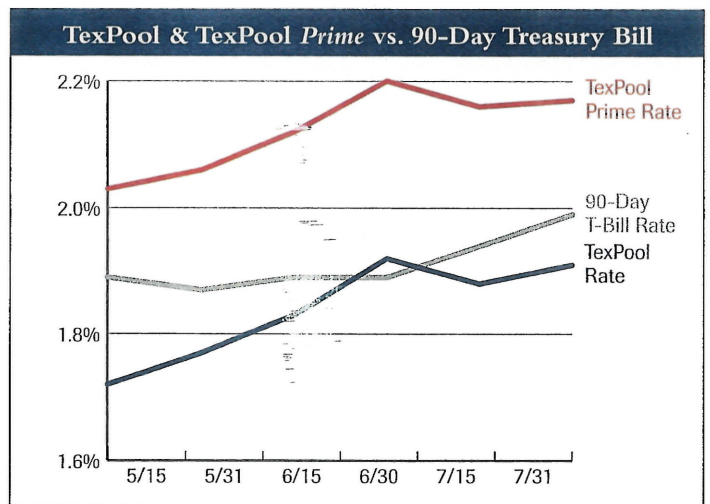
MS. JOYCE SUPAK
 EL CAMPO ISD
 700 W NORRIS ST
 EL CAMPO.TX 77437-2432

T3 P1

One thing to keep in mind is that the manipulation of interest rates is not the only tool the Fed is currently using to affect monetary policy. Its ongoing plan of letting Treasury and government agency securities roll off its \$4 trillion-plus balance sheet—known as quantitative tapering (QT)—has the potential to raise rates itself. The plan puts more supply in the marketplace, so a better price must be offered, leading to higher rates. This wasn't a major factor when QT began with \$30 billion removed in the fourth quarter of 2017. But in this quarter, \$120 billion will roll off and in the fourth quarter the number rises to \$150 billion. It is becoming a significant amount.

The Fed has yet to lay out QT for 2019. The three most plausible scenarios are that it continues to raise the monthly amount by \$30 billion a quarter, it lays out a different pace of increases or it stops QT cold turkey.

The London interbank offered rate (Libor) barely moved in July, with 1-month at 2.08%; 3-month at 2.34%; and 6-month bumping up just 2 basis points to 2.52%. The Treasury curve was 1.88%, 1.97% and 2.14% for the same periods.



90-Day Treasury Bill is a short-term debt instrument backed by the national government. These are used to collect immediate cash to meet outstanding obligations.

Any private investor can invest in a Treasury bill. The 90-Day Treasury Bill is a weighted average rate of the weekly auctions of 90-Day Treasury Bills.

Past performance is no guarantee of future results.

Information Only

Meeting Date: September 25, 2018

Submitted by: David Bright, Assistant Superintendent for Finance

Consent Agenda: Business and Support Services

Annual Investment Report

Summary

According to the *Texas Government Code § 2256.023(a)*, *Not less than quarterly, the investment officer shall prepare and submit to the governing body of the entity a written report of investment transactions for all funds covered by this chapter for the preceding reporting period.*"

This information is taken from the Public Funds Investment Act.

ECISD Board Policy

CDA (LEGAL)

Effective Date

September 25, 2018

Previous Board Action

Board reviews *Annual Investment Reports* in September each year.

Future Action Expected

Next review, September 2019

Background Information and Significant Issues

None.

Fiscal Impact

None.

Student and Public Benefit

Closely monitoring district investments ensures the efficient use of public funds.

Procedural and Reporting Implications

None.

Public Comments

None.

Alternatives	None.
Other Comments and Related Issues	None.
Attachments	<i>ECISD Annual Financial Report for Year Ending August 31, 2018.</i>
Contact Person(s)	David Bright, Assistant Superintendent of Finance and Operations
Action Required	No Action Required. This is an information report only.
Superintendent's Recommendation	Information only. Kelly Waters, Superintendent of Schools



ECISD ANNUAL INVESTMENT REPORT

For Year Ending
August 31, 2018

Submitted September 25, 2018
ECISD Board Meeting

Prepared by David Bright,
Assistant Superintendent for Finance

El Campo Independent School District
Annual Report of Investment Activity
Year Ending August 31, 2018

Introduction

House Bill 2459, which was passed during the 1995 legislative session, amended a section of the Education Code dealing with investments. Code Section 2256.023 as amended requires that the Investment Officer of the District prepare a report of investment activity and position on a quarterly and annual basis. The report that follows covers the period September 1, 2017 to August 31, 2018.

Investment Strategy for all Funds

The goal of the investment program is to maximize financial returns within current market conditions in accordance with Board Policy CDA (LEGAL) and CDA (LOCAL). All legal, authorized investments shall have sufficient liquidity to meet anticipated cash flow requirements, projected on a weekly, monthly, and annual basis. Investments should not exceed one (1) year in final, stated maturity. Only investments authorized by Board Policy CDA (LEGAL) and CDA (LOCAL) will be purchased. Investments should be purchased with the intent of holding until maturity.

Investment Activity for the Year Ending August 31, 2018

Interest earned at TexSTAR for the year totaled:	\$ 76,215.22
Interest earned at TexPOOL for the year totaled:	\$ 63,605.77
Interest from checking accounts at Prosperity Bank totaled:	<u>\$ 18,547.45</u>
Total Interest Earned for the Year:	\$158,368.44

Diversification of Funds

As a part of the investment policy adopted by the Board, a written investment strategy is required which must describe the investment objective for each fund. One of the priorities listed in Board policy concerns diversification of the investment portfolio. As of August 31, 2018, the District's portfolio held \$1,663,183.24 or 14.95% of available funds with Prosperity Bank, \$3,979,622.92 or 35.77% with TexPOOL, and \$5,481,401.01 or 49.28% with TexSTAR. The portfolio balance was \$11,124,207.17.

Collateral

In order to protect the District from risk of loss related to uninsured cash balances, the District's depository bank pledges collateral to the District in the form of government securities. On August 31, 2018, securities pledged by the Prosperity State Bank to El Campo ISD had an estimated market value of \$14,588,168.74. With FDIC insurance the District has adequate collateral.


Investment Position at August 31, 2018

The attached report details the ending cash and investment balances for each of the past twelve months. Interest earned is posted to the General Ledger on a monthly basis.


Investment Officers' Certification

I hereby certify that the following information to the best of my knowledge is a true and accurate description of the investment portfolio of the El Campo Independent School District for the period ending August 31, 2018. All investments are in compliance with the Public Funds Investment Act (HB2459) and local investment policies.

Respectfully Submitted,



Joyce Supak
Investment Officer
El Campo Independent School District



David Bright
Assistant Superintendent for Finance
El Campo Independent School District

EL CAMPO INDEPENDENT SCHOOL DISTRICT
September 1, 2017 to August 31, 2018

Prosperity Bank

Balances	Month End	Sept 17	Oct 17	Nov 17	Dec 17	Jan 18	Feb 18	Mar 18	Apr 18	May 18	Jun 18	Jul 18	Aug 18
Money Market Account		\$234,025	\$229,826	\$1,955,013	\$253,445	\$359,818	\$400,676	\$390,215	\$321,609	\$1,027,061	\$229,225	\$230,524	\$284,952
Capital Projects		\$0	\$0	\$0	\$0	\$0	\$0	\$0	\$0	\$0	\$0	\$0	\$0
General Fund		\$2,151,708	\$1,572,865	\$1,712,249	\$3,102,285	\$1,652,059	\$1,398,703	\$1,362,731	\$1,995,439	\$1,664,133	\$2,999,991	\$1,184,153	\$1,310,261
General Fund - Inv. Acct.		\$1,016	\$1,016	\$1,017	\$1,017	\$1,018	\$1,018	\$1,019	\$1,019	\$1,020	\$1,021	\$1,021	\$1,022
Payroll		\$237,922	\$235,137	\$236,573	\$275,847	\$236,729	\$228,739	\$43,911	\$213,242	\$267,656	\$275,697	\$233,656	\$46,904
Interest & Sinking		\$21,196	\$23,658	\$44,420	\$77,925	\$273,254	\$54,843	\$66,224	\$72,856	\$77,844	\$81,529	\$86,836	\$20,045
Total		\$2,645,866	\$2,062,502	\$3,949,272	\$3,710,519	\$2,522,878	\$2,083,979	\$1,864,100	\$2,604,166	\$3,037,714	\$3,587,462	\$1,736,190	\$1,663,183

Prosperity Bank

Interest Earned	Sept 17	Oct 17	Nov 17	Dec 17	Jan 18	Feb 18	Mar 18	Apr 18	May 18	Jun 18	Jul 18	Aug 18
Money Market Account	\$847.42	\$107.37	\$186.89	\$703.37	\$425.08	\$561.71	\$228.97	\$428.21	\$238.73	\$260.46	\$365.23	\$173.56
Capital Projects	\$0.00	\$0.00	\$0.00	\$0.00	\$0.00	\$0.00	\$0.00	\$0.00	\$0.00	\$0.00	\$0.00	\$0.00
General Fund	\$761.92	\$1,058.87	\$960.15	\$1,257.94	\$1,259.40	\$827.91	\$750.03	\$638.10	\$985.29	\$926.87	\$1,044.27	\$721.06
General Fund - Inv. Acct.	\$0.54	\$0.56	\$0.54	\$0.56	\$0.56	\$0.51	\$0.56	\$0.54	\$0.56	\$0.54	\$0.56	\$0.56
Payroll	\$153.87	\$140.57	\$208.16	\$154.28	\$200.53	\$264.78	\$169.14	\$128.02	\$142.34	\$281.87	\$150.48	\$213.32
Interest & Sinking	\$11.00	\$12.92	\$16.77	\$37.14	\$103.81	\$88.02	\$33.48	\$37.65	\$41.77	\$42.99	\$46.72	\$142.42
Total	\$1,774.75	\$1,320.29	\$1,372.51	\$2,153.29	\$1,989.38	\$1,742.93	\$1,182.18	\$1,232.52	\$1,408.69	\$1,512.73	\$1,607.26	\$1,250.92

TexPool / TexStar

Balances	Month End	Sept 17	Oct 17	Nov 17	Dec 17	Jan 18	Feb 18	Mar 18	Apr 18	May 18	Jun 18	Jul 18	Aug 18
TP Gen. Fund - Inv. Acct.		\$2,983,158	\$2,985,772	\$2,988,350	\$4,192,072	\$5,196,949	\$6,202,794	\$6,210,778	\$5,218,659	\$3,524,976	\$3,530,223	\$5,736,118	\$3,943,759
TP Family Crisis Fund		\$35,376	\$35,407	\$35,437	\$35,473	\$35,512	\$35,549	\$35,594	\$35,643	\$35,695	\$35,748	\$35,806	\$35,864
TS General Fund		\$4,004,102	\$5,207,451	\$3,711,321	\$3,715,029	\$6,120,810	\$7,628,498	\$5,636,135	\$5,643,688	\$5,651,960	\$4,659,540	\$4,667,045	\$5,173,452
TS Debt Service		\$502,082	\$502,529	\$502,971	\$503,473	\$504,025	\$404,487	\$405,002	\$405,545	\$406,140	\$406,751	\$407,406	\$307,949
Total		\$7,524,718	\$8,731,159	\$7,238,080	\$8,446,047	\$11,857,296	\$14,271,328	\$12,287,509	\$11,303,535	\$9,618,771	\$8,632,262	\$10,846,374	\$9,461,024

TexPool / TexStar

Interest Earned	Sept 17	Oct 17	Nov 17	Dec 17	Jan 18	Feb 18	Mar 18	Apr 18	May 18	Jun 18	Jul 18	Aug 18
TP Gen Fund - Inv. Acct.	\$2,487.00	\$2,614.19	\$2,578.20	\$3,721.60	\$4,877.72	\$5,844.13	\$7,984.09	\$7,881.04	\$6,317.50	\$5,246.96	\$5,894.71	\$7,640.92
TP Family Crisis Fund	\$29.50	\$31.05	\$30.55	\$35.38	\$39.09	\$36.58	\$45.75	\$48.87	\$51.98	\$53.17	\$57.36	\$58.43
TS General Fund	\$570.71	\$3,348.98	\$3,870.06	\$3,707.57	\$5,780.80	\$7,688.69	\$7,636.46	\$7,552.59	\$8,272.41	\$7,580.21	\$7,504.76	\$6,406.94
TS Debt Service	\$428.12	\$446.99	\$441.74	\$502.46	\$551.58	\$462.28	\$515.14	\$542.70	\$594.43	\$610.96	\$655.13	\$543.51
Total	\$3,515.33	\$6,441.21	\$6,920.55	\$7,967.01	\$11,249.19	\$14,031.68	\$16,181.44	\$16,025.20	\$15,236.32	\$13,491.30	\$14,111.96	\$14,649.80



Monthly Newsletter - August 2018

Performance

As of August 31, 2018

Current Invested Balance	\$6,701,017,159.16
Weighted Average Maturity (1)	19 Days
Weighted Average Maturity (2)	87 Days
Net Asset Value	0.999971
Total Number of Participants	879
Management Fee on Invested Balance	0.06%*
Interest Distributed	\$11,250,132.06
Management Fee Collected	\$340,459.60
% of Portfolio Invested Beyond 1 Year	8.55%
Standard & Poor's Current Rating	AAAm

Rates reflect historical information and are not an indication of future performance.

August Averages

Average Invested Balance	\$6,681,592,678.65
Average Monthly Yield, on a simple basis	1.9225%
Average Weighted Average Maturity (1)*	24 Days
Average Weighted Average Maturity (2)*	91 Days

Definition of Weighted Average Maturity (1) & (2)

- (1) This weighted average maturity calculation uses the SEC Rule 2a-7 definition for stated maturity for any floating rate instrument held in the portfolio to determine the weighted average maturity for the pool. This Rule specifies that a variable rate instrument to be paid in 397 calendar days or less shall be deemed to have a maturity equal to the period remaining until the next readjustment of the interest rate.
- (2) This weighted average maturity calculation uses the final maturity of any floating rate instruments held in the portfolio to calculate the weighted average maturity for the pool.

* The maximum management fee authorized for the TexSTAR Cash Reserve Fund is 12 basis points. This fee may be waived in full or in part in the discretion of the TexSTAR co-administrators at any time as provided for in the TexSTAR Information Statement.

New Participants

We would like to welcome the following entities who joined the TexSTAR program in August:

- ★ Alvin Community College
- ★ Denton County Reclamation & Road District

Holiday Reminder

In observance of **Columbus Day**, TexSTAR will be closed on **Monday, October 8, 2018**. All ACH transactions initiated on Friday, October 5th, will settle on Tuesday, October 9th. Please plan accordingly for your liquidity needs.

Economic Commentary

Markets reacted positively in August to the Trump administration reaching a successful trade agreement with Mexico. Although U.S. trade negotiations with Canada and China are still strained, risks in aggregate are fewer than before as the tailwind from tax reform should insulate domestic growth and corporate profits to an extent. As expected, 25% tariffs on \$16 billion of Chinese imports went into effect in August; and China retaliated in-kind. However, reports suggest that President Xi is under increasing domestic pressure to reach a compromise with Washington. Monetary policy rhetoric was little changed over the month. In his speech at the annual Jackson Hole Economic Symposium, Federal Reserve (Fed) Chairman Powell reiterated his commitment to a gradual approach to raising interest rates, but noted his confidence in the strength of U.S. economic momentum. The minutes of the August Federal Open Market Committee (FOMC) meeting also confirmed market expectations that the Fed is on track to hike at its September meeting if economic activity maintains its current trend.

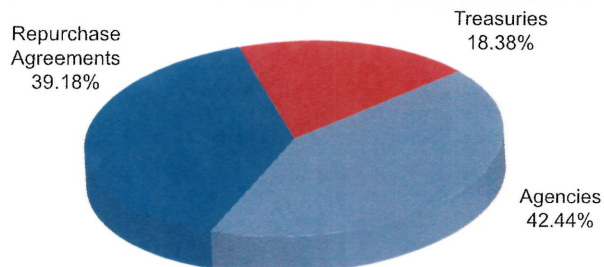
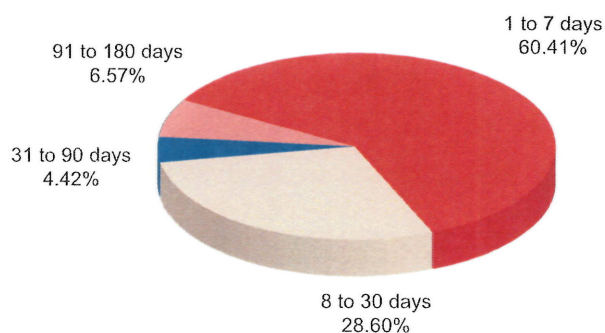
The biggest risk to the U.S. economy currently appears to stem from exogenous factors such as the risk that instability in China and emerging markets sparks contagion, a further slowdown in European growth or an escalation in trade wars. Additionally, business investment and government spending are playing a larger role in contributing to growth. We expect the tailwind from government spending to provide maximum impact in the coming four quarters. The combination of tax reform and the spending bill will create a significant boost to growth both this year and next, which could be upwards of 0.5%. We believe that a significant portion of the fiscal boost has not yet shown through into GDP but will begin to appear in the coming quarters with the peak impact towards the end of 2018 and first half of 2019. Although it is possible that Q2 will be the strongest single quarter for growth this year, we expect 2018 to average at a pace above 3%. The Federal Reserve should continue to keep the pace of rate hikes "gradual" until the balance of risks around the economic environment significantly changes. Our base case is the Fed will raise rates an addition two more times this year and continue hiking into 2019 given our view that the U.S. unemployment rate will trend further below estimates of Non-Accelerating Inflation Rate of Unemployment (NAIRU), core inflation is biased higher and U.S. growth remains above trend.

This information is an excerpt from an economic report dated August 2018 provided to TexSTAR by JP Morgan Asset Management, Inc., the investment manager of the TexSTAR pool.

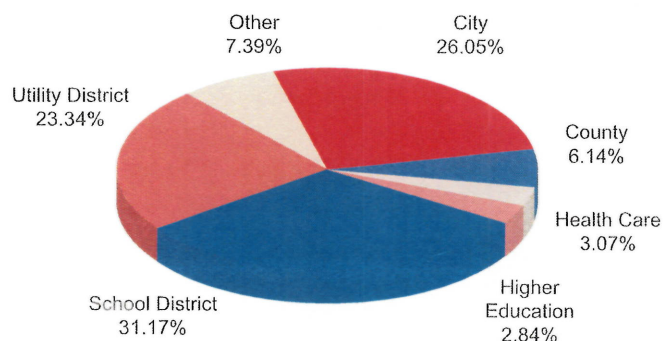
For more information about TexSTAR, please visit our web site at www.texstar.org.

Information at a Glance

Portfolio by Type of Investment As of August 31, 2018



Portfolio by Maturity As of August 31, 2018



Distribution of Participants by Type As of August 31, 2018

Historical Program Information

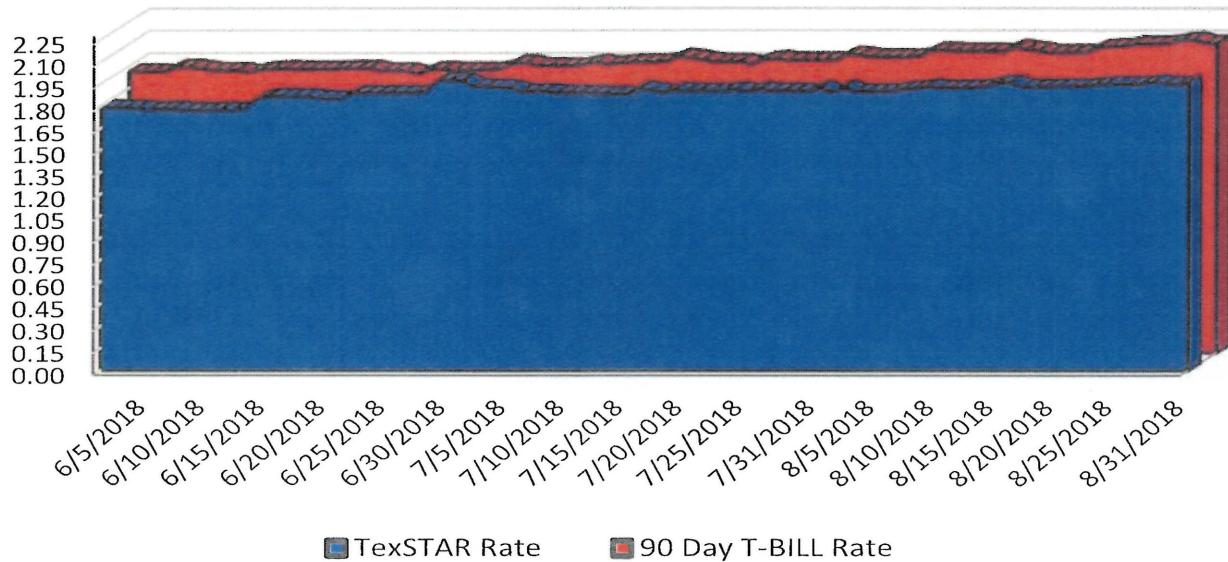
Month	Average Rate	Book Value	Market Value	Net Asset Value	WAM (1)*	WAM (2)*	Number of Participants
Aug 18	1.9225%	\$6,701,017,159.16	\$6,701,228,119.73	0.999971	24	91	879
Jul 18	1.8965%	6,837,425,331.68	6,837,427,966.67	1.000000	19	84	877
Jun 18	1.8300%	6,250,002,595.51	6,250,027,195.61	0.999991	26	99	874
May 18	1.7258%	6,489,773,533.02	6,489,474,005.73	0.999953	29	106	868
Apr 18	1.6304%	6,358,425,417.53	6,358,101,312.82	0.999949	18	99	861
Mar 18	1.4995%	6,461,363,510.56	6,460,804,379.93	0.999892	28	105	857
Feb 18	1.3518%	7,130,310,070.00	7,129,718,573.04	0.999917	28	97	854
Jan 18	1.2900%	7,090,345,755.93	7,090,199,741.00	0.999979	31	83	853
Dec 17	1.1762%	6,518,450,917.63	6,518,448,483.33	0.999984	36	82	853
Nov 17	1.0695%	6,157,485,042.89	6,157,068,439.39	0.999932	38	90	853
Oct 17	1.0482%	5,848,642,382.89	5,848,708,234.12	1.000011	38	96	852
Sep 17	1.0384%	5,841,986,573.82	5,842,202,955.19	1.000022	28	92	848

Portfolio Asset Summary as of August 31, 2018

	Book Value	Market Value
Uninvested Balance	\$ 163.54	\$ 163.54
Accrual of Interest Income	2,580,468.72	2,580,468.72
Interest and Management Fees Payable	(11,263,734.78)	(11,263,734.78)
Payable for Investment Purchased	0.00	0.00
Repurchase Agreement	2,629,318,999.68	2,629,318,999.68
Government Securities	4,080,381,262.00	4,080,592,222.57
Total	\$ 6,701,017,159.16	\$ 6,701,228,119.73

Market value of collateral supporting the Repurchase Agreements is at least 102% of the Book Value. The portfolio is managed by J.P. Morgan Chase & Co. and the assets are safekept in a separate custodial account at the Federal Reserve Bank in the name of TexSTAR. The only source of payment to the Participants are the assets of TexSTAR. There is no secondary source of payment for the pool such as insurance or guarantee. Should you require a copy of the portfolio, please contact TexSTAR Participant Services.

TexSTAR versus 90-Day Treasury Bill



This material is for information purposes only. This information does not represent an offer to buy or sell a security. The above rate information is obtained from sources that are believed to be reliable; however, its accuracy or completeness may be subject to change. The TexSTAR management fee may be waived in full or in part at the discretion of the TexSTAR co-administrators and the TexSTAR rate for the period shown reflects waiver of fees. This table represents historical investment performance/return to the customer, net of fees, and is not an indication of future performance. An investment in the security is not insured or guaranteed by the Federal Deposit Insurance Corporation or any other government agency. Although the issuer seeks to preserve the value of an investment at \$1.00 per share, it is possible to lose money by investing in the security. Information about these and other program details are in the fund's Information Statement which should be read carefully before investing. The yield on the 90-Day Treasury Bill ("T-Bill Yield") is shown for comparative purposes only. When comparing the investment returns of the TexSTAR pool to the T-Bill Yield, you should know that the TexSTAR pool consist of allocations of specific diversified securities as detailed in the respective Information Statements. The T-Bill Yield is taken from Bloomberg Finance L.P. and represents the daily closing yield on the then current 90-day T-Bill. The TexSTAR yield is calculated in accordance with regulations governing the registration of open-end management investment companies under the Investment Company Act of 1940 as promulgated from time to time by the federal Securities and Exchange Commission.

Daily Summary for August 2018

Date	Mny Mkt Fund Equiv. [SEC Std.]	Daily Allocation Factor	TexSTAR Invested Balance	Market Value Per Share	WAM Days (1)*	WAM Days (2)*
8/1/2018	1.8858%	0.000051665	\$6,786,468,409.25	1.000030	23	80
8/2/2018	1.9157%	0.000052486	\$6,766,141,925.31	1.000007	25	82
8/3/2018	1.8893%	0.000051761	\$6,646,198,636.46	1.000007	24	84
8/4/2018	1.8893%	0.000051761	\$6,646,198,636.46	1.000007	24	84
8/5/2018	1.8893%	0.000051761	\$6,646,198,636.46	1.000007	24	84
8/6/2018	1.8931%	0.000051867	\$6,587,042,458.63	1.000002	24	82
8/7/2018	1.9056%	0.000052207	\$6,584,684,503.06	0.999997	24	90
8/8/2018	1.9100%	0.000052328	\$6,593,820,511.29	0.999991	25	93
8/9/2018	1.9237%	0.000052705	\$6,722,178,937.46	0.999991	27	96
8/10/2018	1.9142%	0.000052445	\$6,822,517,716.06	0.999995	26	94
8/11/2018	1.9142%	0.000052445	\$6,822,517,716.06	0.999995	26	94
8/12/2018	1.9142%	0.000052445	\$6,822,517,716.06	0.999995	26	94
8/13/2018	1.9169%	0.000052519	\$6,786,904,617.90	0.999995	26	94
8/14/2018	1.9259%	0.000052764	\$6,683,143,847.08	0.999994	26	94
8/15/2018	1.9484%	0.000053380	\$6,604,269,801.53	0.999991	25	95
8/16/2018	1.9506%	0.000053441	\$6,715,808,482.03	0.999979	24	97
8/17/2018	1.9214%	0.000052641	\$6,659,136,114.60	0.999975	24	95
8/18/2018	1.9214%	0.000052641	\$6,659,136,114.60	0.999975	24	95
8/19/2018	1.9214%	0.000052641	\$6,659,136,114.60	0.999975	24	95
8/20/2018	1.9231%	0.000052688	\$6,645,284,739.73	0.999978	24	96
8/21/2018	1.9214%	0.000052640	\$6,562,566,235.93	0.999980	24	97
8/22/2018	1.9237%	0.000052704	\$6,655,831,334.71	0.999980	23	95
8/23/2018	1.9332%	0.000052964	\$6,659,642,922.49	0.999982	23	94
8/24/2018	1.9398%	0.000053144	\$6,681,312,394.43	0.999979	22	92
8/25/2018	1.9398%	0.000053144	\$6,681,312,394.43	0.999979	22	92
8/26/2018	1.9398%	0.000053144	\$6,681,312,394.43	0.999979	22	92
8/27/2018	1.9412%	0.000053183	\$6,681,634,915.33	0.999975	22	91
8/28/2018	1.9533%	0.000053516	\$6,669,013,034.39	0.999975	22	91
8/29/2018	1.9418%	0.000053200	\$6,653,237,828.21	0.999971	21	91
8/30/2018	1.9382%	0.000053100	\$6,643,186,789.91	0.999971	21	90
8/31/2018	1.9518%	0.000053473	\$6,701,017,159.16	0.999971	19	87
Average	1.9225%	0.000052671	\$6,681,592,678.65		24	91

TexSTAR Participant Services
Hilltop Securities Inc.
1201 Elm Street, Suite 3500
Dallas, Texas 75270



TexSTAR Board Members

<i>William Chapman</i>	<i>Central Texas Regional Mobility Authority</i>	<i>Governing Board President</i>
<i>Nell Lange</i>	<i>City of Frisco</i>	<i>Governing Board Vice President</i>
<i>Eric Cannon</i>	<i>City of Allen</i>	<i>Governing Board Treasurer</i>
<i>David Medanich</i>	<i>Hilltop Securities</i>	<i>Governing Board Secretary</i>
<i>Jennifer Novak</i>	<i>J.P. Morgan Asset Management</i>	<i>Governing Board Asst. Sec./Treas.</i>
<i>Monte Mercer</i>	<i>North Central TX Council of Government</i>	<i>Advisory Board</i>
<i>Becky Brooks</i>	<i>City of Grand Prairie</i>	<i>Advisory Board</i>
<i>Nicole Conley</i>	<i>Austin ISD</i>	<i>Advisory Board</i>
<i>David Pate</i>	<i>Richardson ISD</i>	<i>Advisory Board</i>
<i>James Mauldin</i>	<i>University of North Texas System</i>	<i>Advisory Board</i>
<i>Ron Whitehead</i>	<i>Qualified Non-Participant</i>	<i>Advisory Board</i>

For more information contact TexSTAR Participant Services ★ 1-800-839-7827 ★ www.texstar.org





Monthly Newsletter: August 2018

ANNOUNCEMENTS

We welcome the following entities who joined TexPool in July 2018:

TexPool

East Bernard ISD
Harris-Waller Counties MUD 3
Bastrop County ESD 1
East Texas Housing Finance Corporation

TexPool Prime

Hardin ISD
Eastland County
Harris County MUD 148
Somervell County
Bastrop County ESD 1
Fort Worth ISD
San Felipe Del Rio CISD
East Texas Housing Finance Corporation

Upcoming Events

Aug 29, 2018 - Aug 31, 2018
Fairmont, Austin
2018 TAC Legislative Conference

Sep 28, 2018 - Sep 30, 2018
Austin Convention Center, Austin
2018 TASA/TASB Annual Convention

Oct 10, 2018 - Oct 12, 2018
Fort Worth Convention Center, Ft. Worth
2018 Texas Municipal League Conference

TexPool Advisory Board Members

Jose Elizondo, Jr.	Vivian Wood
Belinda Weaver	Jerry Dale
Patrick Krishock	Sharon Matthews
Michele Tuttle	David Landeros

Overseen by the State of Texas Comptroller of Public Accounts Glenn Hegar.

Operated under the supervision of the Texas Treasury Safekeeping Trust Company

Economic and Market Commentary: Trump challenges Fed's independence

August 1, 2018

One of the defining characteristics about the Federal Reserve is that it operates independently from the rest of the U.S. government. Most politicians don't talk about it much, let alone tell it what to do publically. Of course, President Trump is not a typical politician, and it is not surprising he recently said he was "not thrilled" with the recent hikes because of their potential to stem economic growth. After all, he criticized former Chair Janet Yellen during his campaign (that time for keeping rates too low). Although Jerome Powell was named a Fed governor by the Obama administration, Trump nominated him to lead the central bank, and the president might think he has sway. Or maybe Trump is just saying this to the press because he knows he has no real pull.

The minutes from the Fed's June meeting showed that policymakers are comfortable with the pace of U.S. GDP growth, which lends more credence to the dot plot's indications for two more increases this year. But will Powell try to hold rates steady to please Trump or advocate raising them? If the latter, it could be a defiant message to Trump about the separation of the offices.

(continued page 6)

Performance as of July 31, 2018

	TexPool	TexPool Prime
Current Invested Balance	\$18,176,094,071.31	\$4,979,135,425.88
Weighted Average Maturity	24	33
Weighted Average Life	95	59
Net Asset Value	0.99998	1.00012
Total Number of Participants	2490	329
Management Fee on Invested Balance	0.0473%	0.0638%
Interest Distributed	\$28,969,866.45	\$9,278,063.31
Management Fee Collected	\$671,814.06	\$245,624.72
Standard & Poor's Current Rating	AAAm	AAAm
Month Averages		
Average Invested Balance	\$18,057,030,832.61	\$5,048,388,103.66
Average Monthly Rate	1.89%	2.16%
Average Weighted Average Maturity	25	33
Average Weighted Average Life	88	59

***This average monthly rate for TexPool Prime for each date may reflect a waiver of some portion or all of each of the management fees.*

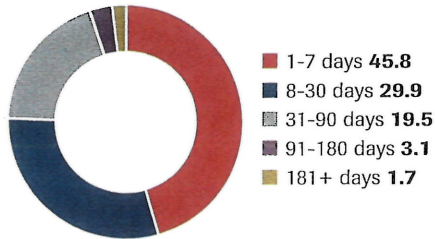
***See page 2 for definitions.*

Past performance is no guarantee of future results.



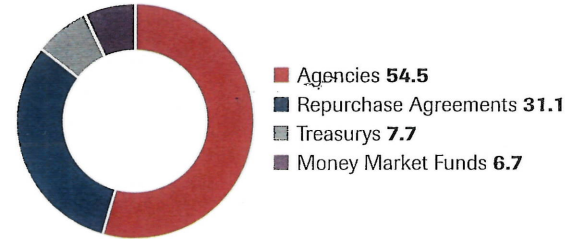
Portfolio by Maturity (%)

As of July 31, 2018



Portfolio by Type of Investment (%)

As of July 31, 2018



Portfolio Asset Summary as of July 31, 2018

	Book Value	Market Value
Uninvested Balance	-\$113,693.26	-\$113,693.26
Receivable for Investments Sold	0.00	0.00
Accrual of Interest Income	8,857,669.10	8,857,669.10
Interest and Management Fees Payable	-28,972,587.70	-28,972,587.70
Payable for Investments Purchased	-1,070,548,472.20	-1,070,548,472.20
Accrued Expenses & Taxes	-20,767.55	-20,767.55
Repurchase Agreements	5,995,031,000.00	5,995,031,000.00
Mutual Fund Investments	1,296,022,103.88	1,296,022,103.88
Government Securities	10,492,037,631.91	10,491,655,384.68
U.S. Treasury Inflation Protected Securities	79,993,674.77	79,998,952.00
US Treasury Bills	1,153,875,917.72	1,153,922,910.86
US Treasury Notes	249,931,594.64	249,851,778.00
Total	\$18,176,094,071.31	\$18,175,684,277.81

Market value of collateral supporting the Repurchase Agreements is at least 102% of the Book Value. The portfolio is managed by Federated Investment Counseling and the assets are safe kept in a separate custodial account at State Street Bank in the name of TexPool. The only source of payment to the Participants is the assets of TexPool. There is no secondary source of payment for the pool such as insurance or State guarantee. Should you require a copy of the portfolio, please contact TexPool Participant Services.

Participant Summary

	Number of Participants	Balance
School District	587	\$5,786,247,923.29
Higher Education	57	\$681,123,136.73
Healthcare	82	\$626,197,647.58
Utility District	791	\$2,725,128,102.94
City	460	\$4,243,126,643.74
County	185	\$1,895,695,343.37
Other	328	\$2,218,402,718.91

**Definition of Weighted Average Maturity and Weighted Average Life

WAM is the mean average of the periods of time remaining until the securities held in TexPool (a) are scheduled to be repaid, (b) would be repaid upon a demand by TexPool, or (c) are scheduled to have their interest rate readjusted to reflect current market rates. Securities with adjustable rates payable upon demand are treated as maturing on the earlier of the two dates set forth in (b) and (c) if their scheduled maturity is 397 days or less; and the later of the two dates set forth in (b) and (c) if their scheduled maturity is more than 397 days. The mean is weighted based on the percentage of the amortized cost of the portfolio invested in each period.

WAL is calculated in the same manner as WAM, but is based solely on the periods of time remaining until the securities held in TexPool (a) are scheduled to be repaid or (b) would be repaid upon a demand by TexPool, without reference to when interest rates of securities within TexPool are scheduled to be readjusted.



Daily Summary

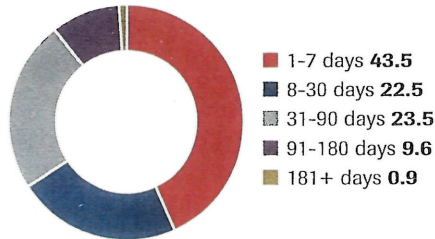
Date	Money Mkt. Fund Equiv. (SEC Std.)	Dividend Factor	TexPool Invested Balance	NAV	WAM Days	WAL Days
7/1	1.9206%	0.000052620	\$18,198,612,856.87	1.00000	24	81
7/2	1.9203%	0.000052610	\$18,127,628,417.09	0.99998	23	79
7/3	1.8936%	0.000051879	\$18,035,952,825.04	0.99998	25	79
7/4	1.8936%	0.000051879	\$18,035,952,825.04	0.99998	25	79
7/5	1.8870%	0.000051698	\$18,088,563,780.78	0.99999	25	81
7/6	1.8853%	0.000051652	\$18,014,030,932.76	0.99999	24	81
7/7	1.8853%	0.000051652	\$18,014,030,932.76	0.99999	24	81
7/8	1.8853%	0.000051652	\$18,014,030,932.76	0.99999	24	81
7/9	1.8780%	0.000051452	\$17,984,462,899.67	0.99998	24	79
7/10	1.8795%	0.000051492	\$17,917,731,046.28	0.99999	26	84
7/11	1.8805%	0.000051521	\$17,897,631,188.48	1.00000	25	85
7/12	1.8771%	0.000051428	\$17,945,917,010.91	1.00000	26	87
7/13	1.8811%	0.000051536	\$17,914,818,599.73	1.00000	26	88
7/14	1.8811%	0.000051536	\$17,914,818,599.73	1.00000	26	88
7/15	1.8811%	0.000051536	\$17,914,818,599.73	1.00000	26	88
7/16	1.8942%	0.000051895	\$17,919,578,251.73	0.99999	26	87
7/17	1.8921%	0.000051839	\$17,984,060,954.79	0.99998	26	86
7/18	1.8833%	0.000051598	\$17,942,466,232.15	0.99998	25	93
7/19	1.8873%	0.000051708	\$17,834,539,001.37	0.99997	26	97
7/20	1.8850%	0.000051643	\$17,844,966,083.59	0.99997	26	98
7/21	1.8850%	0.000051643	\$17,844,966,083.59	0.99997	26	98
7/22	1.8850%	0.000051643	\$17,844,966,083.59	0.99997	26	98
7/23	1.8837%	0.000051608	\$17,847,167,058.43	0.99997	26	96
7/24	1.8938%	0.000051886	\$18,071,169,140.36	0.99997	25	95
7/25	1.8871%	0.000051702	\$18,383,536,977.90	0.99998	24	93
7/26	1.8932%	0.000051869	\$18,461,296,595.56	0.99998	24	92
7/27	1.8922%	0.000051840	\$18,419,076,914.48	0.99998	25	92
7/28	1.8922%	0.000051840	\$18,419,076,914.48	0.99998	25	92
7/29	1.8922%	0.000051840	\$18,419,076,914.48	0.99998	25	92
7/30	1.8945%	0.000051905	\$18,336,917,085.58	0.99998	24	93
7/31	1.9077%	0.000052267	\$18,176,094,071.31	0.99998	24	95
Average	1.8896%	0.000051770	\$18,057,030,832.61	0.99998	25	88



TEXPOOL PRIME

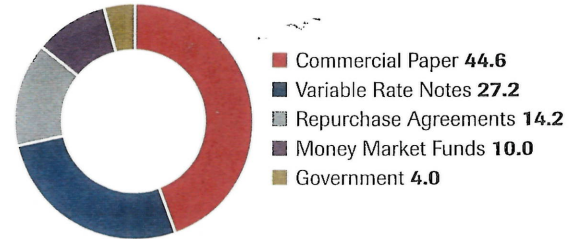
Portfolio by Maturity (%)

As of July 31, 2018



Portfolio by Type of Investment (%)

As of July 31, 2018



Portfolio Asset Summary as of July 31, 2018

	Book Value	Market Value
Uninvested Balance	\$775.73	\$775.73
Receivable for Investments Sold	0.00	0.00
Accrual of Interest Income	2,956,452.02	2,956,452.02
Interest and Management Fees Payable	-9,278,064.23	-9,278,064.23
Payable for Investments Purchased	0.00	0.00
Accrued Expenses & Taxes	-7,849.90	-7,849.90
Repurchase Agreements	708,356,000.00	708,356,000.00
Commercial Paper	2,225,010,514.66	2,225,163,340.40
Bank Instruments	0.00	0.00
Mutual Fund Investments	497,099,999.35	497,052,003.75
Government Securities	198,999,249.99	199,014,090.00
Variable Rate Notes	1,355,998,347.26	1,356,488,300.00
Total	\$4,979,135,424.88	\$4,979,745,047.77

Market value of collateral supporting the Repurchase Agreements is at least 102% of the Book Value. The portfolio is managed by Federated Investment Counseling and the assets are safe kept in a separate custodial account at State Street Bank in the name of TexPool Prime. The assets of TexPool Prime are the only source of payments to the Participants. There is no secondary source of payment for the pool such as insurance or State guarantee. Should you require a copy of the portfolio, please contact TexPool Participant Services

Participant Summary

	Number of Participants	Balance
School District	113	\$1,892,225,879.67
Higher Education	15	\$599,426,447.81
Healthcare	12	\$245,188,378.18
Utility District	29	\$317,354,908.24
City	64	\$727,725,587.58
County	37	\$513,848,696.94
Other	59	\$683,365,414.51



TEXPOOL *PRIME*

Daily Summary

Date	Money Mkt. Fund Equiv. (SEC Std.)	Dividend Factor	TexPool Prime Invested Balance	NAV	WAM Days	WAL Days
7/1	2.2045%	0.000060396	\$4,975,084,306.61	1.00006	35	65
7/2	2.1949%	0.000060133	\$4,993,151,755.85	1.00010	35	64
7/3	2.1755%	0.000059604	\$5,097,481,849.79	1.00007	35	63
7/4	2.1755%	0.000059604	\$5,097,481,849.79	1.00007	35	63
7/5	2.1589%	0.000059147	\$5,101,504,497.97	1.00010	36	63
7/6	2.1504%	0.000058916	\$5,083,918,210.11	1.00005	36	63
7/7	2.1504%	0.000058916	\$5,083,918,210.11	1.00005	36	63
7/8	2.1504%	0.000058916	\$5,083,918,210.11	1.00005	36	63
7/9	2.1533%	0.000058995	\$5,056,518,717.16	1.00009	35	61
7/10	2.1596%	0.000059166	\$5,060,151,337.28	1.00009	35	61
7/11	2.1502%	0.000058910	\$5,037,210,828.84	1.00010	35	60
7/12	2.1584%	0.000059134	\$5,037,672,426.43	1.00010	35	60
7/13	2.1563%	0.000059076	\$5,064,799,425.53	1.00005	35	59
7/14	2.1563%	0.000059076	\$5,064,799,425.53	1.00005	35	59
7/15	2.1563%	0.000059076	\$5,064,799,425.53	1.00005	35	59
7/16	2.1541%	0.000059017	\$5,114,982,954.81	1.00010	32	56
7/17	2.1581%	0.000059125	\$5,129,374,639.05	1.00011	31	55
7/18	2.1372%	0.000058553	\$5,116,287,572.82	1.00012	31	56
7/19	2.1757%	0.000059608	\$5,057,294,836.38	1.00011	31	55
7/20	2.1803%	0.000059734	\$5,026,319,601.87	1.00005	32	56
7/21	2.1803%	0.000059734	\$5,026,319,601.87	1.00005	32	56
7/22	2.1803%	0.000059734	\$5,026,319,601.87	1.00005	32	56
7/23	2.1632%	0.000059266	\$4,992,968,413.72	1.00012	30	55
7/24	2.1619%	0.000059230	\$5,012,946,715.65	1.00012	30	55
7/25	2.1589%	0.000059148	\$5,037,755,458.54	1.00012	30	55
7/26	2.1584%	0.000059135	\$5,042,063,635.64	1.00012	30	55
7/27	2.1608%	0.000059201	\$5,029,271,023.44	1.00007	32	56
7/28	2.1608%	0.000059201	\$5,029,271,023.44	1.00007	32	56
7/29	2.1608%	0.000059201	\$5,029,271,023.44	1.00007	32	65
7/30	2.1731%	0.000059538	\$4,948,039,209.41	1.00013	33	58
7/31	2.1746%	0.000059579	\$4,979,135,424.88	1.00012	33	59
Average	2.1642%	0.000059293	\$5,048,388,103.66	1.00008	33	59



Participant Services
 1001 Texas Ave. 14th Floor
 Houston, TX 77002

PRSR STD
 U.S. Postage
 Paid
 Austin, TX
 Permit# 1264



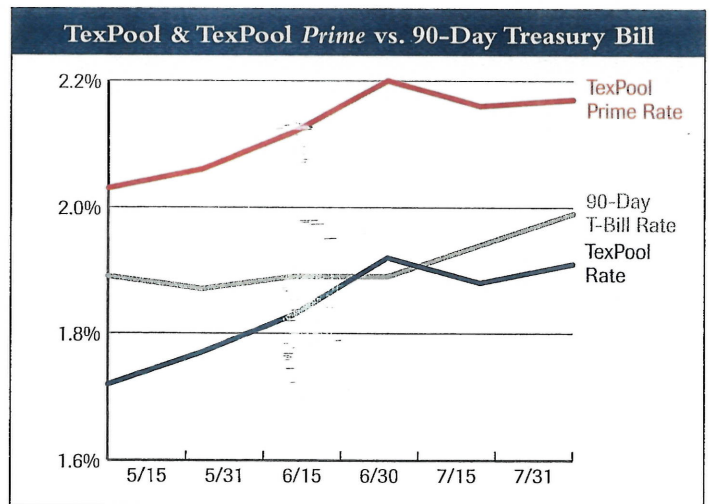
MS. JOYCE SUPAK
 EL CAMPO ISD
 700 W NORRIS ST
 EL CAMPO, TX 77437-2432

T3 P1

One thing to keep in mind is that the manipulation of interest rates is not the only tool the Fed is currently using to affect monetary policy. Its ongoing plan of letting Treasury and government agency securities roll off its \$4 trillion-plus balance sheet—known as quantitative tapering (QT)—has the potential to raise rates itself. The plan puts more supply in the marketplace, so a better price must be offered, leading to higher rates. This wasn't a major factor when QT began with \$30 billion removed in the fourth quarter of 2017. But in this quarter, \$120 billion will roll off and in the fourth quarter the number rises to \$150 billion. It is becoming a significant amount.

The Fed has yet to lay out QT for 2019. The three most plausible scenarios are that it continues to raise the monthly amount by \$30 billion a quarter, it lays out a different pace of increases or it stops QT cold turkey.

The London interbank offered rate (Libor) barely moved in July, with 1-month at 2.08%; 3-month at 2.34%; and 6-month bumping up just 2 basis points to 2.52%. The Treasury curve was 1.88%, 1.97% and 2.14% for the same periods.



90-Day Treasury Bill is a short-term debt instrument backed by the national government. These are used to collect immediate cash to meet outstanding obligations.

Any private investor can invest in a Treasury bill. The 90-Day Treasury Bill is a weighted average rate of the weekly auctions of 90-Day Treasury Bills.

Past performance is no guarantee of future results.

Action Required

Meeting Date: September 25, 2018

Submitted by: David Bright, Assistant Superintendent for Finance

Consent Agenda

Approval of Purchasing Cooperatives for 2018-2019.

Summary

Interlocal Agreements. Policy CH (LEGAL) states that to increase efficiency and effectiveness, the District may contract or agree with other local governments and with state agencies to perform some of its purchasing functions. An Interlocal agreement must be authorized by the Board and the governing body of each contracting party. These contracts may be renewed annually.

Although most of the agreements state that if the contract is not terminated by written notice that they automatically renew annually, we prefer that the Board actually takes formal action to renew these agreements.

The following is a list of Purchasing Cooperatives that the district currently has interlocal agreements in place and currently wishes to continue to participate in:

- Region 3 ESC Purchasing Cooperative (PCA & RPC)
- Texas BuyBoard Cooperative Purchasing
- Texas Cooperative Purchasing Network (TCPN) - National IPA
- Centralized Master Bidders List (CMBL)
- Harris County Department of Education – Choice Partners
- The Interlocal Purchasing System (TIPS/TAPS) Program
- PACE (Purchasing Association of Cooperative Entities) Purchasing Cooperative
- TEXBUY.NET
- Goodbuy Purchasing Cooperative
- Region 19 - Allied Purchasing Cooperative
- Region 20 - 2013 Purchasing Cooperative
- US Communities
- National Cooperative Purchasing Alliance (NCPA)

ECISD Board Policy

CH (LEGAL), PURCHASING AND ACQUISITION

Effective Date	September 25, 2018
Previous Board Action	The Board annually renews Interlocal Agreements with purchasing cooperatives.
Future Action Expected	The Board annually renews Interlocal Agreements with purchasing cooperatives.
Background Information and Significant Issues	None.
Fiscal Impact	None.
Student and Public Benefit	Assists in making the most efficient use of district tax dollars.
Procedural and Reporting Implications	Approval of Purchasing Cooperatives
Public Comments	None.
Alternatives	None.
Other Comments and Related Issues	None
Attachments	None
Contact Person(s)	David Bright, Assistant Superintendent of Finance and Operations
Action Required	Motion, second and majority vote to approve the purchasing cooperatives as presented for the 2018-19 school year.
Superintendent's Recommendation	I recommend you approve the purchasing cooperatives as presented for the 2018-19 school year. Kelly Waters, Superintendent of Schools

Information Only

Meeting Date: September 25, 2018

Submitted By: David Bright, Assistant Superintendent for Finance and Operations

**Consent Agenda:
Business and Support
Services**

Review of Checks Written – August 2018

Summary

Although there is no statutory or policy requirement for the Board to review the bills paid during the previous month, a monthly review providing the Board an opportunity to ask questions regarding specific expenditures is a good practice for the Board to follow in overseeing the management of the District.

It is very helpful to the administration and helps in conducting an effective board meeting if questions are identified and asked prior to the meeting.

These bills have already been paid, and were previously authorized by the Board when you adopted the 2016-2017 General Operating Budget.

ECISD Board Policy

None.

Effective Date

September 25, 2018

Previous Board Action

Approval of 2017-2018 General Operating Budget on August 29, 2017 authorizing the expenditure of funds.

Future Action Expected

The Board will review the checks written for the previous month prior to each regular monthly board meeting.

**Background Information and
Significant Issues**

None.

Fiscal Impact

Historical comparison of monthly check totals:

	2013-2014	2014-2015	2015-2016	2016-2017	2017-2018
September	\$695,282.94	\$658,325.30	\$1,399,678.56	\$1,033,938.71	\$1,031,015.79
October	\$894,925.72	\$1,064,624.04	\$1,126,642.32	\$612,795.03	\$615,403.39
November	\$880,283.81	\$1,211,571.45	\$1,747,797.79	\$1,169,787.64	\$1,041,346.73
December	\$741,092.88	\$823,732.34	\$1,011,674.34	\$664,688.91	\$862,671.89
January	\$828,457.21	\$1,103,712.44	\$1,690,791.76	\$1,090,651.74	\$887,610.54
February	\$616,434.71	\$1,016,149.68	\$1,494,298.77	\$1,064,617.04	\$717,930.31
March	\$725,103.23	\$1,195,775.91	\$1,627,997.80	\$713,711.66	\$606,138.91
April	\$781,180.01	\$1,142,411.57	\$1,686,657.61	\$801,504.57	\$911,663.00
May	\$890,561.40	\$1,491,459.97	\$1,540,860.07	\$845,031.62	\$795,284.57
June	\$945,082.48	\$928,443.96	\$1,587,984.05	\$741,139.54	\$775,625.86
July	\$909,843.79	\$981,513.94	\$1,930,095.39	\$1,045,946.97	\$433,133.73
August	\$1,327,169.46	\$1,576,091.97	\$3,188,684.97	\$936,491.89	\$1,277,244.77
Total	\$10,235,417.64	\$13,193,812.57	\$20,033,163.43	\$10,720,305.32	\$9,955,069.49

Student and Public Benefit Close monitoring of monthly bills paid and monthly cash flow helps to ensure the efficient use of public funds.

Procedural and Reporting Implications None.

Public Comments None.

Alternatives None.

Other Comments and Related Issues None.

Attachments List of checks written during the month are available in electronic format and were emailed to each member of the Board.

Submitted By David Bright, Assistant Superintendent of Finance and Operations

Action Required No action required. This is an information report only.

Recommendation Information only.

For the Month of August

Check Nbr	Check Date	Payee	PO Nbr	Invoice Nbr	Fnd-Fnc-Obj.So-Org-Prog	Reason	Amount	EFT
064181	08-22-2018	EL CAMPO I.S.D.	DEDCH		863-00-2159.00-322-800000	AUG DED MISCELLANEOUS DED	285.00	N
			DEDCH		863-00-2159.00-344-800000	AUG DED MISCELLANEOUS DED	299.00	N
Totals for Check 064181							584.00	
064182	08-22-2018	TEXAS TEACHERS ALTE	DEDCH		863-00-2159.00-306-800000	AUG DED MISCELLANEOUS DED	830.00	N
064183	08-22-2018	GENWORTH LIFE INSUR	DEDCH		863-00-2153.00-326-800000	AUG DED LIFE INSURANCE	228.74	N
064184	08-22-2018	REGION III SERVICE CE	DEDCH		863-00-2159.00-336-800000	AUG DED MISCELLANEOUS DED	160.00	N
064185	08-22-2018	TRELLIS COMPANY	DEDCH		863-00-2159.00-343-800000	AUG DED MISCELLANEOUS DED	377.73	N
064186	08-22-2018	NTALIFE BUSINESS SER	DEDCH		863-00-2153.00-011-800000	AUG DED LIFE INSURANCE	25.80	N
064187	08-22-2018	SOUTHERN FARM BURE	DEDCH		863-00-2153.00-036-800000	AUG DED LIFE INSURANCE	806.81	N
079102	08-08-2018	AQUA BEVERAGE CO/O	007246	856584	199-21-6499.00-999-899000	WATER COOLER RENTAL	10.50	N
			007246	851678	199-21-6499.00-999-899000	WATER COOLER RENTAL	42.95	N
			007246	856094	199-41-6499.00-720-899000	WATER COOLER RENTAL	9.99	N
Totals for Check 079102							63.44	
079103	08-08-2018	ELOISA ARRAMBIDE	000008	GONZALEZ,	199-61-6419.00-999-824000	NON ED RESPITE FUNDS	500.00	N
079104	08-08-2018	BALFOUR, INC.	000008	1159314	199-11-6399.00-001-811000	DIPLOMAS	108.59	N
079105	08-08-2018	BIANCA BARRERA	080701	T-III	199-13-6411.00-102-811000	MEAL TIP EXP	12.86	N
			080701	T-III	263-13-6411.00-999-825000	MEAL EXP	71.79	N
Totals for Check 079105							84.65	
079106	08-08-2018	BAYES ACHIEVEMENT C	080702	26637	315-11-6216.10-751-823000	JULY RESIDENTIAL PLACEMENT	6,228.32	N
			080702	26637	315-11-6219.10-751-8230HC	JULY RESIDENTIAL PLACEMENT	13,395.30	N
Totals for Check 079106							19,623.62	
079107	08-08-2018	BAYES ACHIEVEMENT C	080702	26504	315-11-6216.10-751-823000	JUNE RESIDENTIAL PLACEMENT	18,990.60	N
079108	08-08-2018	BAYES ACHIEVEMENT C	080702	26552	315-11-6216.10-751-823000	MAY SPEECH THERAPY	400.00	N
079109	08-08-2018	BRANDY BEAL	000008	MAY 9-JUNE 12	199-23-6411.00-041-899000	INDISTRICT TRAVEL	45.78	N
079110	08-08-2018	SUSAN BISKUP	000008	VICTORIA	199-13-6411.00-107-811000	TRAVEL EXP	62.68	N
079111	08-08-2018	BOOKSOURCE	008859	762398	211-11-6399.35-102-830000	READING MATERIALS	283.72	N
079112	08-08-2018	CARDINAL'S SPORT TEA	008798	O728786-01	199-36-6399.91-001-8910SB	SOFTBALL SUPPLIES	1,266.29	N
			008365	O728096-01PB	199-36-6399.94-001-891000	FOOTBALL UNIFORMS	6,298.27	N
			008691	O728785-01	199-36-6399.98-001-891000	GIRLS TRACK SUPPLIES	950.00	N
Totals for Check 079112							8,514.56	
079113	08-08-2018	CENTERPOINT ENERGY	007268	DIST JULY	199-51-6258.00-999-899000	NATURAL GAS-DISTRICTWIDE	1,645.81	N
079114	08-08-2018	ROCKLYNN CHAPPELL	000008	JUNE 28-JULY31	199-34-6411.00-999-899000	INDISTRICT TRAVEL	29.43	N
079115	08-08-2018	CINTAS CORP	009073	5011356644	199-51-6319.00-999-899000	GEN MAINT-FIRST AID SUPP	262.21	N
079116	08-08-2018	CITY OF EL CAMPO UTIL	007269	DIST JULY	199-51-6255.00-999-899000	CITY UTILITIES-DISTRICTWIDE	12,839.18	N
079117	08-08-2018	TO THE RESCUE: LEE C	080701	802223	289-13-6219.00-999-824000	CONSULTANT FEE	79.80	N
079118	08-08-2018	COLUMBUS ATHLETICS	000008	ECHS VARSITY	199-36-6499.93-001-8910VB	ENTRY FEE-VAR	350.00	N

For the Month of August

Check Nbr	Check Date	Payee	PO Nbr	Invoice Nbr	Fnd-Fnc-Obj.So-Org-Prog	Reason	Amount	EFT
079119	08-08-2018	THE COMPUTER CENTE	008960	10081492	199-11-6399.00-699-811Y00	CHROME BOOKS	956.00	N
			008802	10081292	199-11-6399.35-001-821000	HEADSET WITH MIC-GT	159.92	N
			912600	10081725	199-11-6399.35-001-831000	TI-84 CALCULATORS	1,916.00	N
						Totals for Check 079119	3,031.92	
079120	08-08-2018	CONNER & SONS PLUM	007917	60221	199-51-6316.00-999-899000	PLUMBING MAINT	40.26	N
			007917	60286	199-51-6316.00-999-899000	PLUMBING MAINT	13.95	N
			007917	60287	199-51-6316.00-999-899000	PLUMBING MAINT	4.25	N
			008541	60220	199-51-6316.00-999-899000	PLUMBING MAINT	38.74	N
			008541	60291	199-51-6316.00-999-899000	PLUMBING MAINT	69.85	N
						Totals for Check 079120	167.05	
079121	08-08-2018	ROBIN CROWELL	000008	FORT WORTH	199-23-6411.70-001-822000	TRAVEL EXP	498.50	N
079122	08-08-2018	DLUHOS REFRIGERATIO	009150	2954	199-51-6319.00-999-899000	HVAC SENSORS	166.00	N
079123	08-08-2018	AMANDA DRISCOLL	080901	CAMT CONF	270-13-6411.00-999-824000	TRAVEL & MEAL EXP	181.00	N
079124	08-08-2018	ELEVATOR TRANS. SER	009158	48758	199-51-6299.00-999-899000	H/S ELEVATORS	900.00	N
079125	08-08-2018	FASTENAL COMPANY	009060	TXELC37299	199-51-6316.00-999-899000	GEN MAINT BUILDINGS	27.62	N
079126	08-08-2018	FIRETRON, INC.	009147	114352	199-51-6299.00-999-899000	FIRE ALARM/SPRINKLER INSP	2,080.00	N
			009147	114389	199-51-6299.00-999-899000	FIRE ALARM/SPRINKLER INSP	315.00	N
			009147	114390	199-51-6299.00-999-899000	FIRE ALARM/SPRINKLER INSP	600.00	N
			009147	114391	199-51-6299.00-999-899000	FIRE ALARM/SPRINKLER INSP	475.00	N
			009147	114392	199-51-6299.00-999-899000	FIRE ALARM/SPRINKLER INSP	575.00	N
			009147	114369	199-51-6299.00-999-899000	FIRE ALARM/SPRINKLER INSP	2,080.00	N
						Totals for Check 079126	6,125.00	
079127	08-08-2018	GARY TUPA PLUMBING	007178	68260	199-51-6316.00-999-899000	PLUMBING-BUILDING MAINT SUP	37.00	N
079128	08-08-2018	GULF COAST PAPER CO	009153	1535065	199-41-6399.00-750-899000	PAPER ORDER	2,650.40	N
079129	08-08-2018	HOLLY GUTHRIE	080701	VICT-6/29	199-13-6411.35-041-811Y00	TRAVEL EXP	62.68	N
079130	08-08-2018	H.E. BUTT GROCERY	007422		199-41-6399.00-720-899000	ADMIN/HR/CURR/SB SUPPLIES	72.71	N
			009157		240-35-6341.00-999-899000	FOOD SERVICE EXPENSE	376.45	N
						Totals for Check 079130	449.16	
079131	08-08-2018	HODGES WELDING SUP	007429	CR35762	199-11-6269.70-001-822000	CYLINDER RENTALS	186.00	N
			007429	CR35765	199-11-6269.70-001-822000	CYLINDER RENTALS	37.20	N
			007429	CR35763	199-34-6269.00-999-899000	CYLINDER RENTALS	6.20	N
			007429	CR35764	199-51-6269.00-999-899000	CYLINDER RENTALS	18.60	N
			007064	237055	199-51-6316.00-999-899000	GEN MAINT WELDING SUPPLIES	2.00	N
						Totals for Check 079131	250.00	
079132	08-08-2018	KRISTIN HOLTON	080701	TRAV TO 7/31	459-11-6411.00-751-823000	INDISTRICT TRAVEL	578.80	N
079133	08-08-2018	AMANDA HUMPHREYS	080701	VICT-6/13,25	199-13-6411.35-041-811Y00	TRAVEL EXP	125.36	N
079134	08-08-2018	IBOSS, INC.	009143	959089-92574	199-11-6639.00-001-811TEC	INTERNET FILTER APPLIANCE	3,100.00	N
			009143	959089-92574	199-11-6639.00-041-811TEC	INTERNET FILTER APPLIANCE	3,100.00	N
			009143	959089-92574	199-11-6639.00-102-811TEC	INTERNET FILTER APPLIANCE	3,100.00	N
			009143	959089-92574	199-11-6639.00-103-811TEC	INTERNET FILTER APPLIANCE	3,100.00	N
			009143	959089-92574	199-11-6639.00-107-811TEC	INTERNET FILTER APPLIANCE	3,100.00	N
						Totals for Check 079134	15,500.00	

For the Month of August

Check Nbr	Check Date	Payee	PO Nbr	Invoice Nbr	Fnd-Fnc-Obj.So-Org-Prog	Reason	Amount	EFT
079135	08-08-2018	IRON MOUNTAIN	007027	ADTC505-AUG	199-51-6299.00-999-899000	DOCUMENT STORAGE	569.30	N
079136	08-08-2018	BREANA JOHNSON	080701	VICT-7/24	199-13-6411.35-041-811Y00	TRAVEL EXP	62.68	N
079137	08-08-2018	TURK KRENEK	000008	JUNE 26-JULY	199-12-6411.00-999-811TEC	INDISTRICT TRAVEL	117.72	N
079138	08-08-2018	LEGO EDUCATION	008962	1190293425	211-11-6399.00-102-830000	LEGO MATERIALS	349.90	N
			008962	1190293425	211-11-6399.00-103-830000	LEGO MATERIALS	591.90	N
			008962	1190293425	211-11-6399.00-107-830000	LEGO MATERIALS	149.95	N
Totals for Check 079138							1,091.75	
079139	08-08-2018	BOBBY LOEHR	000008	9635547	199-51-6411.00-999-899W00	NORTHSIDE OFFICES	46.38	N
079140	08-08-2018	DIANA MACIAS	000008	MACIAS,	199-61-6419.00-999-824000	NON ED RESPITE CARE FUNDS	300.00	N
079141	08-08-2018	ERIKA MAGALLAN	080701	T-III	199-13-6411.00-041-811000	MEAL TIP EXP	12.86	N
			080701	T-III	263-13-6411.00-999-825000	MEAL EXP	85.34	N
Totals for Check 079141							98.20	
079142	08-08-2018	MARTIN ELECTRIC CO.	007283	161032	199-51-6249.00-999-899000	HVAC LABOR AND MATERIAL	18.69	N
079143	08-08-2018	MCCOY'S BUILDING SUP	008053	9635799	199-51-6316.00-999-899000	GEN MAINT-BUILDING MAINT	60.56	N
			008945	9635339	199-51-6316.00-999-899000	CARPENTER-CAMPUS PROJECT	409.42	N
			009117	9635547	199-51-6316.00-999-899000	NORTHSIDE OFFICES	97.93	N
			009117	9635548	199-51-6316.00-999-899000	NORTHSIDE OFFICES	1,023.19	N
			009117	9635946	199-51-6316.00-999-899000	NORTHSIDE OFFICES	181.87	N
Totals for Check 079143							1,772.97	
079144	08-08-2018	RHONDA MORALES	000008	RICE FRESH/JV	199-36-6412.93-001-8910VB	STUDENT VOLLEYBALL MEALS	312.00	N
079145	08-08-2018	RHONDA MORALES	000008	SCHULENBURG	199-36-6412.93-001-8910VB	STUDENT VOLLEYBALL MEALS	288.00	N
079146	08-08-2018	RHONDA MORALES	000008	COLUMBUS	199-36-6412.93-001-8910VB	STUDENT VOLLEYBALL MEALS	288.00	N
079147	08-08-2018	MSB CONSULTING GRO	000008	92642	199-11-6299.00-999-823W00	MEDICAID BILLING FEES	580.18	N
			000008	93099	199-11-6299.00-999-823W00	MEDICAID BILLING FEES	247.74	N
Totals for Check 079147							827.92	
079148	08-08-2018	DONALD OLDAG	000008	JUNE 26-JULY	199-51-6411.00-999-899W00	INDISTRICT TRAVEL	50.58	N
079149	08-08-2018	PAINT PERFECTION	009100	069138	199-51-6316.00-999-899000	NORTHSIDE PAINTING	48.00	N
			009100	069172	199-51-6316.00-999-899000	NORTHSIDE PAINTING	19.12	N
			009100	069076	199-51-6316.00-999-899000	NORTHSIDE PAINTING	17.80	N
Totals for Check 079149							84.92	
079150	08-08-2018	PENNER ELECTRIC, INC.	007528	180716	199-51-6299.00-999-899000	CONTRACT SERVICE LABOR&MA	400.00	N
			007528	180717	199-51-6299.00-999-899000	CONTRACT SERVICE LABOR&MA	416.00	N
			009159	180718	199-51-6299.00-999-899000	HUTCHINS LABOR & MATERIAL	210.50	N
Totals for Check 079150							1,026.50	
079151	08-08-2018	KIM PERRY	080701	CAMT CONF	270-13-6411.35-041-824000	MEAL EXP	50.87	N
079152	08-08-2018	LAURA PUSTEJOVSKY	080701	T-III	199-21-6411.00-999-824000	MEAL TIP EXP	4.60	N
			080701	T-III	263-13-6411.00-999-825000	TRAVEL & MEAL EXP	199.06	N
Totals for Check 079152							203.66	
079153	08-08-2018	R & R PRINTING & GRAP	000008	48279	199-41-6499.00-702-899000	NAME PLATES	36.00	N

For the Month of August

Check Nbr	Check Date	Payee	PO Nbr	Invoice Nbr	Fnd-Fnc-Obj.So-Org-Prog	Reason	Amount	EFT
079154	08-08-2018	REAL GRANT SOLUTION	000008	1122	199-41-6299.00-720-899000	SAFE ROOM GRANT APP SERVIC	9,595.00	N
079155	08-08-2018	REALLY GOOD STUFF, L	009015	6489853	199-41-6499.02-720-899000	CLASSROOM SUPPLIES	110.75	N
079156	08-08-2018	ELIZABETH REED	080701	T-III	263-13-6411.00-999-825000	TRAVEL,MEAL,PARKING EXP	299.59	N
079157	08-08-2018	REGION 10 EDUC SERV	080701	153129	199-11-6299.00-001-831000	ONLINE H.S. COURSES	350.00	N
			080701	152484	199-11-6299.00-001-831000	ONLINE H.S. COURSES	1,400.00	N
Totals for Check 079157							1,750.00	
079158	08-08-2018	REGION 3 EDUC. SERVI	009042	046767	199-13-6411.00-001-811000	STAFF DEVELOPMENT	10.00	N
			008953	047218	199-13-6411.00-103-823000	WORKSHOP REG FEE	10.00	N
			009024	046762	199-13-6411.00-103-823000	WORKSHOP REG FEE	10.00	N
			008919	046935	199-33-6411.00-102-899000	CONFERENCE REG FEE	60.00	N
			009035	047226	255-13-6419.00-999-811000	WORKSHOP REGISTRATIONS	35.00	N
			008957	046761	437-31-6411.00-751-823000	WORKSHOP REG FEE	10.00	N
			008986	047219	437-31-6411.00-751-823000	CONFERENCE REG FEE	10.00	N
			008987	046766	437-31-6411.00-751-823000	REG FEE	10.00	N
Totals for Check 079158							155.00	
079159	08-08-2018	RELIABLE TRANSMISSIO	009139	H-10790	199-34-6249.00-999-899000	BUS REPAIRS	785.55	N
			009139	H-10791	199-34-6249.00-999-899000	BUS REPAIRS	785.55	N
Totals for Check 079159							1,571.10	
079160	08-08-2018	RESULTS COACHING GL	008306	990	199-13-6219.01-999-899Y00	STAFF DEVELOPMENT WORKSH	9,000.00	N
079161	08-08-2018	RICE CISD ATHLETIC DE	000008	ECHS JV/FRESH	199-36-6499.93-001-8910VB	REG FEE	500.00	N
079162	08-08-2018	RICE FARMERS CO-OP, I	007066	2-115043	199-51-6247.00-999-899000	GROUNDS REPAIRS/MAINT	15.00	N
			007066	2-115163	199-51-6247.00-999-899000	GROUNDS REPAIRS/MAINT	17.98	N
			007066	2-115433	199-51-6247.00-999-899000	GROUNDS REPAIRS/MAINT	50.66	N
Totals for Check 079162							83.64	
079163	08-08-2018	RIoux HARDWARE	008352	570998	199-51-6316.00-999-899000	GEN MAINT-BUILDIN MAINT	23.77	N
			008352	571010	199-51-6316.00-999-899000	GEN MAINT-BUILDIN MAINT	15.06	N
			008352	571369	199-51-6316.00-999-899000	GEN MAINT-BUILDIN MAINT	20.57	N
			008352	571321	199-51-6316.00-999-899000	GEN MAINT-BUILDIN MAINT	10.24	N
			008352	571329	199-51-6316.00-999-899000	GEN MAINT-BUILDIN MAINT	13.14	N
			008352	571342	199-51-6316.00-999-899000	GEN MAINT-BUILDIN MAINT	18.77	N
			009114	571289	199-51-6316.00-999-899000	GEN MAINT-BUILDING MAINT	299.99	N
Totals for Check 079163							401.54	
079164	08-08-2018	MOISES RODRIGUEZ	000008	VICTORIA	199-13-6411.00-001-811000	TRAVEL EXP	62.68	N
079165	08-08-2018	CHERYL ROITSCH	000008	JUNE 25-28	437-21-6411.00-751-823000	INDISTRICT TRAVEL	5.61	N
			000008	AUSTIN-TCASE	437-21-6411.00-751-923000	TRAVEL EXP	361.08	N
			000008	JULY 1-31	437-21-6411.00-751-923000	INDISTRICT TRAVEL	26.38	N
Totals for Check 079165							393.07	
079166	08-08-2018	RWS ARCHITECTS	000008	8560-APP NO 1	199-51-6639.00-999-899000	FUEL STORAGE TANK EXPENSE	25,958.01	N
			000008	8560-APP NO 2	199-51-6639.00-999-899000	FUEL STORAGE TANK EXPENSE	2,426.33	N
Totals for Check 079166							28,384.34	

For the Month of August

Check Nbr	Check Date	Payee	PO Nbr	Invoice Nbr	Fnd-Fnc-Obj.So-Org-Prog	Reason	Amount	EFT
079167	08-08-2018	SCHMIDT IMPLEMENT, I	009160	8002	199-51-6639.02-999-899000	EXMARK MOWER	7,309.00	N
079168	08-08-2018	SCHULENBURG ATHLET	000008	ECHS VARSITY	199-36-6499.93-001-8910VB	REG FEE	350.00	N
079169	08-08-2018	SERVICE SUPPLY OF VI	009138	700973975	199-51-6316.00-999-899000	GEN MAINT-BUILDING MAINT	480.00	N
			009138	700974457	199-51-6316.00-999-899000	GEN MAINT-BUILDING MAINT	267.41	N
			009149	700975343	199-51-6319.00-999-899000	GEN MAINT	60.40	N
			009149	700975544	199-51-6319.00-999-899000	GEN MAINT	78.65	N
			009149	700975718	199-51-6319.00-999-899000	GEN MAINT	453.22	N
			009149	700976602	199-51-6319.00-999-899000	GEN MAINT	78.65	N
						Totals for Check 079169	1,418.33	
079170	08-08-2018	SOECHTING, INC.	009145	1021	199-51-6299.00-999-899000	NORTHSIDE PAINTING	990.00	N
079171	08-08-2018	SUNSHINE LAUNDRY	007423	JULY 2018	199-11-6299.70-001-822000	UNIFORM RENTALS	22.50	N
			007423	JULY 2018	199-34-6299.00-999-899000	UNIFORM RENTALS	35.00	N
			007423	JULY 2018	199-51-6299.00-999-899000	UNIFORM RENTALS	229.50	N
						Totals for Check 079171	287.00	
079172	08-08-2018	SUTHERLANDS	009162	127680	199-11-6399.00-102-811TEC	MISC NETWORK TOOLS-DRILL	108.97	N
			009028	127663	199-51-6316.00-999-899000	CARPENTER-CAMPUS PROJECT	7.98	N
			009029	127650	199-51-6316.00-999-899000	GEN MAINT-BUILD MAITN	23.18	N
			009029	127657	199-51-6316.00-999-899000	GEN MAINT-BUILD MAITN	11.96	N
			009029	127669	199-51-6316.00-999-899000	GEN MAINT-BUILD MAITN	11.98	N
			009029	127675	199-51-6316.00-999-899000	GEN MAINT-BUILD MAITN	79.62	N
			009119	127198	199-51-6316.00-999-899000	GEN MAINT BUILDINGS	3.99	N
						Totals for Check 079172	247.68	
079173	08-08-2018	TELECOMMUNICATIONS	007267	048790502-AUG	199-51-6259.00-999-899W00	MAINT. INTERNET SERVICE	68.74	N
079174	08-08-2018	TEXAS DEPT OF CRIMIN	009105	UI 436393	199-34-6249.00-999-899000	BUS REPAIRS	3,249.00	N
079175	08-08-2018	TEXAS MULTI-CHEM, LT	007149	11404	199-51-6247.00-999-899000	GROUNDS MAINT & LABOR EXP	280.00	N
			007197	11398	199-51-6247.00-999-899000	MIDD FOOTBALL	277.00	N
			007199	11401	199-51-6247.00-999-899000	MIDD PRACTICE #2	277.00	N
			007201	11437	199-51-6247.00-999-899000	SOFTBALL FIELD	277.00	N
			007149	11405	199-51-6247.00-999-899000	GROUNDS MAINT & LABOR EXP	554.00	N
						Totals for Check 079175	1,665.00	
079176	08-08-2018	TOSHIBA BUSINESS	007425	14630004(6/19-7	199-11-6269.00-041-811000	RISOGRAPH RENTAL	74.00	N
			007425	14685405(7/19-8	199-11-6269.00-041-811000	RISOGRAPH RENTAL	74.00	N
			007424	14611073(6/8-7/	199-41-6269.00-750-899000	RISOGRAPH RENTAL	74.00	N
			007424	14665531(7/8-8/	199-41-6269.00-750-899000	RISOGRAPH RENTAL	74.00	N
						Totals for Check 079176	296.00	
079177	08-08-2018	UNITED AGRICULTURAL	007071	123110	199-51-6316.00-999-899000	GEN MAINT-BUILD MAINT/SUPP	112.96	N
			008438	123354	199-51-6317.00-999-899000	GROUNDS SUPPLIES & MATERIA	11.98	N
						Totals for Check 079177	124.94	
079178	08-08-2018	VICTORIA FIRE & SAFET	009146	128348	199-51-6299.00-999-899000	FIRE EXTINGUISHER INSPECTIO	12.75	N
			009146	128350	199-51-6299.00-999-899000	FIRE EXTINGUISHER INSPECTIO	47.65	N
			009146	128351	199-51-6299.00-999-899000	FIRE EXTINGUISHER INSPECTIO	191.41	N
			009146	128352	199-51-6299.00-999-899000	FIRE EXTINGUISHER INSPECTIO	1,743.33	N
			009146	128353	199-51-6299.00-999-899000	FIRE EXTINGUISHER INSPECTIO	140.33	N

For the Month of August

Check Nbr	Check Date	Payee	PO Nbr	Invoice Nbr	Fnd-Fnc-Obj.So-Org-Prog	Reason	Amount	EFT
			009146	128354	199-51-6299.00-999-899000	FIRE EXTINGUISHER INSPECTIO	285.11	N
			009146	128355	199-51-6299.00-999-899000	FIRE EXTINGUISHER INSPECTIO	170.12	N
			009146	128379	199-51-6299.00-999-899000	FIRE EXTINGUISHER INSPECTIO	59.90	N
						Totals for Check 079178	2,650.60	
079179	08-08-2018	VISD	000008	ECHS JV/FRESH	199-36-6499.93-001-8910VB	ENTRY FEE	400.00	N
079180	08-08-2018	AMANDA WADSWORTH	080701	PTAC-	255-13-6419.00-999-811000	TRAVEL,MEAL,HOTEL EXP	479.74	N
079181	08-08-2018	WALSH GALLEGOS TRE	000008	544844	199-41-6211.00-720-823000	LEGAL SERVICES	8,992.04	N
			000008	544840	199-41-6211.00-720-899000	LEGAL SERVICES	812.71	N
			000008	544841	199-41-6211.00-720-899000	LEGAL SERVICES	383.50	N
			000008	544842	199-41-6211.00-720-899000	LEGAL SERVICES	357.50	N
			000008	544843	199-41-6211.00-720-899000	LEGAL SERVICES	723.00	N
			000008	844845	199-41-6211.00-720-899000	LEGAL SERVICES	1,115.00	N
						Totals for Check 079181	12,383.75	
079182	08-08-2018	JOHN WARSO	000008	HOTLINE	199-61-6499.00-999-899W00	HOTLINE EXPENSE	25.00	N
079183	08-08-2018	KELLY WATERS	080701	AUSTIN,UIL,	199-41-6411.00-701-899000	TRAVEL EXP	122.63	N
079184	08-08-2018	WHARTON CO. ELECTRI	007559	M&T-JULY	199-51-6257.00-999-899000	MAINT&TRANS ELECTRICITY	1,798.00	N
079185	08-08-2018	WHARTON CO. ELECTRI	007560	4320133401-	199-51-6257.00-999-899000	ELECTRICAL USAGE-DISTRICTWI	11,977.00	N
079186	08-08-2018	BRADEN ZARUBA	000008	HOTLINE	199-61-6499.00-999-899W00	HOTLINE EXP	25.00	N
079187	08-09-2018	AM EXP/AT&T	007254	713A0160869555	199-51-6256.00-999-899000	DISTRICTWIDE PHONE LINE CHA	3,384.32	N
079188	08-09-2018	AM EXP/AT&T	007421	8310006526135-	199-51-6259.00-999-899W00	INTERNET SERVICE	2,786.63	N
			007421	8310006526135-	199-51-6259.00-999-899W00	INTERNET SERVICE	2,786.63	N
						Totals for Check 079188	5,573.26	
079189	08-09-2018	AM EXP/AT&T	007313	97954395325410	199-51-6256.00-999-899000	TRANSPORTATION FAX LINE CH	31.93	N
079190	08-09-2018	AM EXP/HVAC MECHANI	007179	SCH019388A	199-51-6249.00-999-899000	H/S, HUT, MYATT & SCIENCE BLD	3,127.50	N
			007179	SCH019717	199-51-6249.00-999-899000	H/S, HUT, MYATT & SCIENCE BLD	3,127.50	N
			007245	SCH019512	199-51-6249.00-999-899000	ALL CAMPUSES-HVAC LABOR&M	1,267.50	N
			007501	SCH09511	199-51-6249.00-999-899000	ALL CAMPUSES BAS AGREEMEN	816.00	N
			007663	SCH019510	199-51-6249.00-999-899000	BAS AGREEMENT-MIDD	2,112.00	N
			008884	SCH019447	199-51-6249.00-999-899000	HUT OUTSIDE ROOF AIR UNIT D-	381.00	N
			008884	SCH019513	199-51-6249.00-999-899000	HUT OUTSIDE ROOF AIR UNIT D-	381.00	N
			009091	SVC097955	199-51-6299.00-999-899000	H/S HVAC	801.02	N
						Totals for Check 079190	12,013.52	
079191	08-09-2018	AM EXP/PITNEY BOWES,	009113	1008388947	199-41-6399.00-750-899000	POSTAGE MACHINE SUPPLIES	83.58	N
079192	08-09-2018	AM EXP/QUILL	008812	6568594	199-11-6399.00-001-811000	GEN INSTRUCTIONAL SUPP	43.02	N
			008812	6575034	199-11-6399.00-001-811000	GEN INSTRUCTIONAL SUPP	1,780.48	N
			008812	6611858	199-11-6399.00-001-811000	GEN INSTRUCTIONAL SUPP	399.48	N
			008812	7480128	199-11-6399.00-001-811000	GEN INSTRUCTIONAL SUPP	62.04	N
			008812	7495476	199-11-6399.00-001-811000	GEN INSTRUCTIONAL SUPP	23.62	N
			008786	6547135	199-11-6399.00-102-811000	COPY PAPER	2,123.60	N
			008796	6505187	199-11-6399.00-102-811000	CLASSROOM SUPPLIES	132.07	N
			008796	6789074	199-11-6399.00-102-811000	CLASSROOM SUPPLIES	44.49	N

For the Month of August

Check Nbr	Check Date	Payee	PO Nbr	Invoice Nbr	Fnd-Fnc-Obj.So-Org-Prog	Reason	Amount	EFT
			008893	6883279	199-11-6399.00-103-811000	TECHNOLOGY MATERIALS	199.99	N
			008989	7412845	199-11-6399.00-999-8230VI	VISION MATERIALS	17.82	N
			008989	7416302	199-11-6399.00-999-8230VI	VISION MATERIALS	17.82	N
			008989	7419553	199-11-6399.00-999-8230VI	VISION MATERIALS	30.90	N
			008843	6622633	199-11-6399.15-102-811000	INK CARTRIDGES	736.98	N
			008760	6738614	199-11-6399.16-001-811000	FOREIGN LANG SUPPLIES	21.64	N
			008760	6752833	199-11-6399.16-001-811000	FOREIGN LANG SUPPLIES	478.32	N
			008760	6754628	199-11-6399.16-001-811000	FOREIGN LANG SUPPLIES	23.10	N
			008760	6767374	199-11-6399.16-001-811000	FOREIGN LANG SUPPLIES	19.11	N
			008760	6792759	199-11-6399.16-001-811000	FOREIGN LANG SUPPLIES	30.13	N
			008760	6800752	199-11-6399.16-001-811000	FOREIGN LANG SUPPLIES	10.05	N
			008760	6840803	199-11-6399.16-001-811000	FOREIGN LANG SUPPLIES	43.61	N
			008760	6880139	199-11-6399.16-001-811000	FOREIGN LANG SUPPLIES	41.54	N
			008760	7698459	199-11-6399.16-001-811000	FOREIGN LANG SUPPLIES	14.46	N
			008675	6540636	199-11-6399.19-103-811000	SCIENCE / MATH SUPPLIES	124.88	N
			008840	6439571	199-11-6399.21-102-811000	CLASSROOM MGMT	285.12	N
			008675	6540636	199-11-6399.21-103-811000	SCIENCE / MATH SUPPLIES	284.52	N
			008675	6552240	199-11-6399.21-103-811000	SCIENCE / MATH SUPPLIES	28.02	N
			008675	6661590	199-11-6399.21-103-811000	SCIENCE / MATH SUPPLIES	28.02	N
			008675	7120028	199-11-6399.21-103-811000	SCIENCE / MATH SUPPLIES	34.64	N
			008928	7056817	199-11-6399.35-041-824000	INTERVENTION MATERIALS	324.64	N
			008855	6983466	199-11-6399.35-041-831000	TECHNOLOGY MATERIALS	479.00	N
			008635	6239257	199-11-6399.35-041-831CTE	PROJECT & MODULE MATERIALS	280.89	N
			008635	6253833	199-11-6399.35-041-831CTE	PROJECT & MODULE MATERIALS	249.36	N
			008635	6295557	199-11-6399.35-041-831CTE	PROJECT & MODULE MATERIALS	19.47	N
			008909	6902991	199-11-6399.35-103-830000	MATERIALS FOR AT-RISK	323.96	N
			008909	6949454	199-11-6399.35-103-830000	MATERIALS FOR AT-RISK	16.75	N
			008910	6902939	199-13-6399.01-999-811Y00	OFFICE SUPPLIES	129.04	N
			008606	6057412	199-21-6399.02-999-899000	OFFICE SUPPLIES	310.92	N
			008606	6066179	199-21-6399.02-999-899000	OFFICE SUPPLIES	22.48	N
			008606	6057412	199-21-6399.04-999-899000	OFFICE SUPPLIES	322.56	N
			008910	6902939	199-21-6399.04-999-899000	OFFICE SUPPLIES	1,276.84	N
			008910	6898842	199-21-6399.04-999-899000	OFFICE SUPPLIES	6.96	N
			008927	6975790	199-23-6399.00-001-899000	ADMINISTRATION- ADM	280.49	N
			008606	6057412	199-31-6399.01-999-899Y00	OFFICE SUPPLIES	70.15	N
			008970	7315718	199-41-6399.00-750-899000	OFFICE SUPPLIES	156.97	N
			008970	7317681	199-41-6399.00-750-899000	OFFICE SUPPLIES	22.82	N
			008970	7354890	199-41-6399.00-750-899000	OFFICE SUPPLIES	45.62	N
			008970	7315718	199-41-6399.00-750-8990HR	OFFICE SUPPLIES	24.99	N
			008606	6057412	199-41-6399.01-701-899000	OFFICE SUPPLIES	106.57	N
			009018	7561342	199-41-6499.02-720-899000	CLASSROOM SUPPLIES	60.98	N
			009018	7598601	199-41-6499.02-720-899000	CLASSROOM SUPPLIES	95.31	N
			008963	7216196	199-51-6316.00-999-899000	GEN MAINT SUPPLIES	26.49	N
			008963	7227911	199-51-6316.00-999-899000	GEN MAINT SUPPLIES	169.99	N
			008857	6717438	211-11-6399.35-102-830000	INSTRUCTIONAL SUPP	353.13	N

For the Month of August

Check Nbr	Check Date	Payee	PO Nbr	Invoice Nbr	Fnd-Fnc-Obj.So-Org-Prog	Reason	Amount	EFT
			008857	6721094	211-11-6399.35-102-830000	INSTRUCTIONAL SUPP	623.13	N
			008891	6865360	211-11-6399.35-103-830000	INSTRUCTIONAL MATERIALS	1,437.64	N
			008891	6866847	211-11-6399.35-103-830000	INSTRUCTIONAL MATERIALS	454.57	N
			008891	6903889	211-11-6399.35-103-830000	INSTRUCTIONAL MATERIALS	453.18	N
			008893	6857439	211-11-6399.35-103-830000	TECHNOLOGY MATERIALS	560.98	N
			008893	6860890	211-11-6399.35-103-830000	TECHNOLOGY MATERIALS	560.98	N
			008893	6865394	211-11-6399.35-103-830000	TECHNOLOGY MATERIALS	843.15	N
			008893	6900601	211-11-6399.35-103-830000	TECHNOLOGY MATERIALS	560.98	N
			008911	6902945	211-11-6399.35-103-830000	MANIPULATIVES	159.00	N
			008911	6949462	211-11-6399.35-103-830000	MANIPULATIVES	155.97	N
			008912	6898783	211-11-6399.35-103-830000	INSTRUCTIONAL SUPPLIES	284.64	N
			008912	6902909	211-11-6399.35-103-830000	INSTRUCTIONAL SUPPLIES	1,008.40	N
			008912	6909190	211-11-6399.35-103-830000	INSTRUCTIONAL SUPPLIES	214.31	N
			008912	6937386	211-11-6399.35-103-830000	INSTRUCTIONAL SUPPLIES	365.98	N
			008912	6937425	211-11-6399.35-103-830000	INSTRUCTIONAL SUPPLIES	432.44	N
			008912	6949078	211-11-6399.35-103-830000	INSTRUCTIONAL SUPPLIES	464.10	N
				224495	211-11-6399.35-103-830000	RETURN	-280.49	N
			008896	6885921	270-11-6399.35-103-824000	HEADSETS	221.85	N
			009020	7622104	437-11-6399.03-751-823000	OFFICE & SPEECH SUPPLIES	49.89	N
			009020	7624254	437-21-6399.00-751-823000	OFFICE & SPEECH SUPPLIES	35.79	N
			009020	7678577	437-21-6399.00-751-823000	OFFICE & SPEECH SUPPLIES	18.30	N
			009020	7622104	437-21-6399.00-751-823000	OFFICE & SPEECH SUPPLIES	515.26	N
				234811	437-21-6399.00-751-823000	RETURN	-148.20	N
						Totals for Check 079192	21,247.70	
079193	08-09-2018 AM EXP/XEROX		007701	093559153-MAY	199-11-6269.00-001-811W00	XEROX COPIER RENTAL LEASES	133.14	N
			007701	093844691-JUNE	199-11-6269.00-001-811W00	XEROX COPIER RENTAL LEASES	133.14	N
			007701	093396066-MAY	199-21-6269.00-999-899000	XEROX COPIER RENTAL LEASES	142.66	N
			007701	093729484-JUNE	199-21-6269.00-999-899000	XEROX COPIER RENTAL LEASES	142.66	N
			007701	093396065-MAY	199-23-6269.00-102-899000	XEROX COPIER RENTAL LEASES	142.66	N
			007701	093729483-JUNE	199-23-6269.00-102-899000	XEROX COPIER RENTAL LEASES	142.66	N
			007701	093396068-MAY	199-23-6269.00-103-899000	XEROX COPIER RENTAL LEASES	142.66	N
			007701	093729486-JUNE	199-23-6269.00-103-899000	XEROX COPIER RENTAL LEASES	142.66	N
			007701	093396067-MAY	437-21-6269.00-751-823000	XEROX COPIER RENTAL LEASES	142.66	N
			007701	093729485-JUNE	437-21-6269.00-751-823000	XEROX COPIER RENTAL LEASES	142.66	N
						Totals for Check 079193	1,407.56	
079194	08-09-2018 AM EXP/XEROX CORP		007700	093396056-MAY	199-11-6269.00-041-811W00	XEROX COPIER RENTAL LEASES	436.87	N
			007700	093729476-JUNE	199-11-6269.00-041-811W00	XEROX COPIER RENTAL LEASES	436.87	N
			007700	093396059-MAY	199-11-6269.00-102-811W00	XEROX COPIER RENTAL LEASES	436.87	N
			007700	093729477-JUNE	199-11-6269.00-102-811W00	XEROX COPIER RENTAL LEASES	436.87	N
			007700	093396057-MAY	199-11-6269.00-103-811W00	XEROX COPIER RENTAL LEASES	315.83	N
			007700	093844687-JUNE	199-11-6269.00-103-811W00	XEROX COPIER RENTAL LEASES	315.83	N
			007700	093396060-MAY	199-11-6269.00-107-811W00	XEROX COPIER RENTAL LEASES	315.83	N
			007700	093729478-JUNE	199-11-6269.00-107-811W00	XEROX COPIER RENTAL LEASES	315.83	N
			007700	093396070-MAY	199-41-6269.00-750-899000	XEROX COPIER RENTAL LEASES	689.32	N
			007700	093729488-JUNE	199-41-6269.00-750-899000	XEROX COPIER RENTAL LEASES	689.32	N
						Totals for Check 079194	4,389.44	

For the Month of August

Check Nbr	Check Date	Payee	PO Nbr	Invoice Nbr	Fnd-Fnc-Obj.So-Org-Prog	Reason	Amount	EFT
079195	08-09-2018	AM EXP/XEROX CORP	007704	093559151-MAY	199-11-6269.00-001-811W00	XEROX COPIER RENTAL LEASES	343.75	N
			007704	093559152-MAY	199-11-6269.00-001-811W00	XEROX COPIER RENTAL LEASES	180.25	N
			007704	093396063-MAY	199-11-6269.00-001-811W00	XEROX COPIER RENTAL LEASES	180.25	N
			007704	093844690-JUNE	199-11-6269.00-001-811W00	XEROX COPIER RENTAL LEASES	180.25	N
			007704	093729481-JUNE	199-11-6269.00-001-811W00	XEROX COPIER RENTAL LEASES	180.25	N
			007704	093844685-JUNE	199-11-6269.00-001-811W00	XEROX COPIER RENTAL LEASES	343.75	N
			007704	093538963-MAY	199-11-6269.00-041-811W00	XEROX COPIER RENTAL LEASES	524.02	N
			007704	093844686-JUNE	199-11-6269.00-041-811W00	XEROX COPIER RENTAL LEASES	524.02	N
			007704	093396058-MAY	199-11-6269.00-102-811W00	XEROX COPIER RENTAL LEASES	573.32	N
			007704	093844689-JUNE	199-11-6269.00-102-811W00	XEROX COPIER RENTAL LEASES	573.32	N
			007704	093538964-MAY	199-11-6269.00-103-811W00	XEROX COPIER RENTAL LEASES	573.32	N
			007704	093844688-JUNE	199-11-6269.00-103-811W00	XEROX COPIER RENTAL LEASES	573.32	N
			007704	093396061-MAY	199-11-6269.00-107-811W00	XEROX COPIER RENTAL LEASES	573.32	N
			007704	093729479-JUNE	199-11-6269.00-107-811W00	XEROX COPIER RENTAL LEASES	573.32	N
			007704	093396062-MAY	199-31-6269.00-001-899000	XEROX COPIER RENTAL LEASES	142.66	N
			007704	093724980-JUNE	199-31-6269.00-001-899000	XEROX COPIER RENTAL LEASES	142.66	N
			007704	093396064-MAY	199-51-6269.00-999-899000	XEROX COPIER RENTAL LEASES	133.14	N
			007704	093729482-JUNE	199-51-6269.00-999-899000	XEROX COPIER RENTAL LEASES	133.14	N
Totals for Check 079195							6,448.06	
079196	08-14-2018	ARAMARK INC	000008	KC00921382	240-35-6219.00-999-899000	FOOD SERVICE EXPENSE	29,523.33	N
079197	08-14-2018	CALHOUN HIGH SCHOO	000008	ECHS CROSS	199-36-6499.90-001-8910CC	ENTRY FEE-CROSS COUNTRY	170.00	N
079198	08-14-2018	EL CAMPO LEADER NE	007428	ACCT 2500-	199-41-6499.00-720-899000	ADVERTISEMENTS/PUBLIC NOTI	646.24	N
079199	08-14-2018	GLOBE TICKET COMPAN	009121	310219	199-36-6499.00-001-891000	ROLL TICKETS-ATHLETIC EVENT	148.00	N
			009121	310219	199-36-6499.00-001-891000	ROLL TICKETS-ATHLETIC EVENT	284.50	N
			009121	310219	199-36-6499.00-041-891000	ROLL TICKETS-ATHLETIC EVENT	43.00	N
			009121	310219	199-36-6499.00-041-891000	ROLL TICKETS-ATHLETIC EVENT	53.50	N
Totals for Check 079199							529.00	
079200	08-14-2018	R & R PRINTING & GRAP	009165	48281	199-41-6399.00-701-899000	ADMIN-SUPPLIES	33.00	N
079201	08-14-2018	REGION 3 EDUC. SERVI	008620	046933	199-33-6411.00-001-899000	REG FEE	60.00	N
079202	08-14-2018	REGION 3 EDUC. SERVI	008642	046934	199-33-6411.00-107-899000	NURSE'S CONFERENCE REG FEE	60.00	N
079203	08-14-2018	REGION 4 EDUC. SERVI	008997	138713213	199-13-6411.00-041-811000	WORKSHOP REG FEE	190.00	N
079204	08-14-2018	REGION 4 EDUC. SERVI	008996	13871322	199-13-6411.00-001-811000	STAFF DEVELOPMENT - SCIENCE	190.00	N
079205	08-14-2018	RELIANT	007297	1200054173534-	199-51-6257.00-999-899000	DISTRICTWIDE ELECTRIC USAGE	55,445.84	N
079206	08-14-2018	SHELL CREDIT CARD CE	007391	65177883808-	199-34-6311.00-999-899000	FUEL CARD - DISTRICT	322.01	N
079207	08-14-2018	SSC SERVICE SOLUTIO	007063	3736100031-	199-51-6249.01-999-899000	CUSTODIAL CONTRACTED SERVI	66,452.82	N
079208	08-14-2018	TFS LEASING A PGM O F	007253	60205698-AUG	437-21-6269.00-751-823000	GARWOOD CAMPUS COPIER EXP	124.95	N
079209	08-22-2018	A+ COMPUTER SCIENCE	009111	6202	199-11-6299.35-001-831000	CURRICULUM MATERIALS	735.00	N
079210	08-22-2018	ACCURATE WATER, INC.	007090	64881	199-51-6299.00-999-899000	WATER TREATMENT	94.05	N
			007090	64882	199-51-6299.00-999-899000	WATER TREATMENT	74.15	N
			007090	64885	199-51-6299.00-999-899000	WATER TREATMENT	1,006.00	N
Totals for Check 079210							1,174.20	

For the Month of August

Check Nbr	Check Date	Payee	PO Nbr	Invoice Nbr	Fnd-Fnc-Obj.So-Org-Prog	Reason	Amount	EFT
079211	08-22-2018	AHA PROCESS	008243	039832	199-13-6219.35-001-831000	STAFF DEVELOPMENT WORKSH	4,500.00	N
079212	08-22-2018	ALL CAMPUS SECURITY	009127	5237	199-11-6299.00-041-811TEC	SECURITY CAMERAS	250.00	N
			009127	5237	199-11-6299.00-103-811TEC	SECURITY CAMERAS	300.00	N
			009127	5237	199-41-6397.00-750-899TEC	SECURITY CAMERAS	8,676.53	N
Totals for Check 079212							9,226.53	
079213	08-22-2018	AMERICAN EXPRESS		SA RIVERWALK	199-13-6411.35-041-831000	OVERCHARGE ON PARKING	-71.44	N
			082101		199-41-6399.00-750-899000	SERVICE FEE	38.91	N
			082101		199-41-6419.00-702-899000	HOTEL RESERVATION	269.78	N
			082101		270-13-6411.00-999-824000	PARKING FEES	116.91	N
Totals for Check 079213							354.16	
079214	08-22-2018	AQUA BEVERAGE CO/O	007246	859380	199-21-6499.00-999-899000	WATER COOLER RENTAL	51.92	N
			007246	126582	199-21-6499.00-999-899000	WATER COOLER RENTAL	6.99	N
			007246	AUG 7251	199-21-6499.00-999-899000	WATER COOLER RENTAL	10.50	N
			007316	856385	199-34-6269.00-999-899000	WATER & COOLER RENTAL -TRA	9.99	N
			007316	AUG ACCT 5821	199-34-6269.00-999-899000	WATER & COOLER RENTAL -TRA	9.99	N
			007316	126578	199-34-6499.00-999-899000	WATER & COOLER RENTAL -TRA	35.94	N
			007246	126577	199-41-6499.00-720-899000	WATER COOLER RENTAL	46.49	N
			007246	AUG 4141	199-41-6499.00-720-899000	WATER COOLER RENTAL	9.99	N
Totals for Check 079214							181.81	
079215	08-22-2018	AT&T LONG DISTANCE	007255	805382507-JULY	199-51-6256.00-999-899000	LONG DISTANCE CHARGES	178.07	N
079216	08-22-2018	AVID CENTER	008933	00003858	199-11-6299.01-001-831AVD	AVID RENEWAL OF CONTRACT	3,899.00	N
			008933	00003858	199-11-6299.01-041-831AVD	AVID RENEWAL OF CONTRACT	3,899.00	N
			008933	00003858	199-11-6399.01-001-831AVD	AVID RENEWAL OF CONTRACT	535.00	N
			008933	00003858	199-11-6399.35-041-831000	AVID RENEWAL OF CONTRACT	535.00	N
Totals for Check 079216							8,868.00	
079217	08-22-2018	B&B SERVICES	008939	21915	199-34-6249.00-999-899000	BUS REPAIRS	270.31	N
079218	08-22-2018	BAKER DISTRIBUTING C	009178	W046900	199-51-6249.00-999-899000	HVAC	430.30	N
			009178	W162520	199-51-6249.00-999-899000	HVAC	769.13	N
Totals for Check 079218							1,199.43	
079219	08-22-2018	PAM BANKS	000008	AUG 6-10 VICT	199-13-6411.00-107-811000	TRAVEL EXP	250.72	N
079220	08-22-2018	MATTHEW BARRERA	000008	BARRERA,	199-00-5739.00-000-800000	PRE-K DEPOSIT	50.00	N
079221	08-22-2018	AMY B. BOSSE	800008	AUSTIN;SAN	437-21-6411.00-751-923000	TRAVEL EXP	509.36	N
079222	08-22-2018	CANNELL AIR COND. AN	008058	204287	199-51-6319.00-999-899000	HVAC M&O	32.49	N
			008058	204297	199-51-6319.00-999-899000	HVAC M&O	323.03	N
Totals for Check 079222							355.52	
079223	08-22-2018	LAURA CARDENAS	082101	CAMT CONF	270-13-6411.00-999-824000	TRAVEL & MEAL EXP	157.30	N
079224	08-22-2018	CARDINAL'S SPORT TEA	008609	O729363-01	199-36-6399.94-001-891000	FOOTBALL SUPPLIES	11,905.77	N
			008609	O732519-01PB	199-36-6399.94-001-891000	FOOTBALL SUPPLIES	180.00	N
Totals for Check 079224							12,085.77	
079225	08-22-2018	CENTERPOINT ENERGY	007268	M&T-AUG	199-51-6258.00-999-899000	NATURAL GAS-DISTRICTWIDE	83.73	N

For the Month of August

Check Nbr	Check Date	Payee	PO Nbr	Invoice Nbr	Fnd-Fnc-Obj.So-Org-Prog	Reason	Amount	EFT
079226	08-22-2018	CHEMSEARCH	007272	3234188-AUG	199-51-6249.00-999-899000	BIO AMP TREATMENT	1,372.50	N
079227	08-22-2018	LACEY CITZLER	082201	CAMT CONF	270-13-6411.00-999-824000	MEAL EXP	83.83	N
079228	08-22-2018	VALERIE ROYE COFFMA	000008	JULY17/AUG 9	437-13-6219.00-751-923000	INCLUSION TEACHER TRAINING	500.00	N
079229	08-22-2018	BRENDA DORNAK	000008	VICTORIA	199-13-6411.00-001-811000	TRAVEL EXP	62.68	N
079230	08-22-2018	DRAMATISTS PLAY SER	009093	SO_0000052707	199-11-6399.21-001-811000	S&D	68.85	N
079231	08-22-2018	DSS DRIVING SAFETY S	000008	18-144548-	199-36-6299.00-001-899W00	PROM ALCOHOL TESTING	450.00	N
079232	08-22-2018	ECHS ACTIVITY FUND	000008	HEB MEAL REIM	199-11-6399.00-001-811000	STUDENT MEAL REIM	138.20	N
079233	08-22-2018	ECS LEARNING SYSTEM	009140	216237	270-11-6399.35-041-824000	STAAR MATERIALS	347.93	N
079234	08-22-2018	EL CAMPO MEMORIAL H	000008	2018-07-JULY	437-11-6216.00-751-923000	THERAPY SERVICES	240.00	N
079235	08-22-2018	FASTENAL COMPANY	009060	TXELC37472	199-51-6316.00-999-899000	GEN MAINT BUILDINGS	50.18	N
			009060	TXELC37612	199-51-6316.00-999-899000	GEN MAINT BUILDINGS	390.90	N
Totals for Check 079235							441.08	
079236	08-22-2018	FERGUSON ENTERPRIS	009175	6007204	199-51-6316.00-999-899000	PLUMBING	45.68	N
079237	08-22-2018	JANA FERNANDEZ	082101	TEKS CONF	199-13-6411.01-999-811Y00	MEAL EXP	130.86	N
079238	08-22-2018	FIRETRON, INC.	009184	114815	199-51-6299.00-999-899000	H/S & MYATT ALARM REPAIRS	845.00	N
			009184	114936	199-51-6299.00-999-899000	H/S & MYATT ALARM REPAIRS	1,670.00	N
			009184	115101	199-51-6299.00-999-899000	H/S & MYATT ALARM REPAIRS	870.00	N
Totals for Check 079238							3,385.00	
079239	08-22-2018	THE FLIPPEN GROUP, L.	009161	55367	270-13-6411.00-999-824000	WORKSHOP REGISTRATION	295.00	N
079240	08-22-2018	GCR TIRES & SERVICE	007495	624-19208	199-34-6249.00-999-899000	BUS REPAIRS & SVC	80.00	N
			007495	624-19209	199-34-6249.00-999-899000	BUS REPAIRS & SVC	226.00	N
			007495	624-19211	199-34-6249.00-999-899000	BUS REPAIRS & SVC	1,313.48	N
			007495	624-19213	199-34-6249.00-999-899000	BUS REPAIRS & SVC	518.24	N
			007495	624-19215	199-34-6249.00-999-899000	BUS REPAIRS & SVC	124.00	N
			007495	624-19216	199-34-6249.00-999-899000	BUS REPAIRS & SVC	523.18	N
			007495	624-19217	199-34-6249.00-999-899000	BUS REPAIRS & SVC	338.00	N
			007495	624-19218	199-34-6249.00-999-899000	BUS REPAIRS & SVC	96.00	N
			007495	624-19219	199-34-6249.00-999-899000	BUS REPAIRS & SVC	1,970.22	N
Totals for Check 079240							5,189.12	
079241	08-22-2018	GULF STREAM CONSTR	009081	31748	199-51-6629.70-001-822000	H/S WOOD/METAL SHOP ROOF IN	42,213.00	N
079242	08-22-2018	NATALIE GWOSDZ	082101	TEKS CONF	199-13-6411.01-999-811Y00	TRAVEL,MEAL,PARKING EXP	374.00	N
			082101	TEKS CONF	199-13-6411.01-999-811Y00	MEAL EXP	.90	N
Totals for Check 079242							374.90	
079243	08-22-2018	H & H OVERHEAD DOOR	009008	R180308	199-51-6299.00-999-899000	NORTHSIDE GYM DOORS	4,670.00	N
			009173	R180308B	199-51-6299.00-999-899000	NORTHSIDE GYM DOORS	2,332.00	N
Totals for Check 079243							7,002.00	
079244	08-22-2018	HOFFER TRUCK COMPA	008322	154184	199-34-6249.00-999-899000	ECISD BUS FLEET REPAIRS	914.02	N
			007366	275855	199-34-6399.00-999-899000	BUS PARTS	17.38	N
Totals for Check 079244							931.40	

For the Month of August

Check Nbr	Check Date	Payee	PO Nbr	Invoice Nbr	Fnd-Fnc-Obj.So-Org-Prog	Reason	Amount	EFT
079245	08-22-2018	HOTSY/CARLSON EQUIP	009065	90451	199-34-6299.00-999-899000	SVC WSHRCK H2O SFTNR	169.50	N
079246	08-22-2018	AMANDA HUMPHREYS	000008	REGION 4-7/30;3	199-13-6411.00-041-811000	TRAVEL EXP	179.86	N
079247	08-22-2018	THE INOVA PROCESS, L	009066	18-31701	199-11-6219.02-999-899Y00	INOVA FOR ACCOUNTABILITY	10,927.00	N
			009066	18-31701	199-31-6219.02-999-899Y00	INOVA FOR ACCOUNTABILITY	5,500.00	N
Totals for Check 079247							16,427.00	
079248	08-22-2018	THE INOVA PROCESS, L	906601	18-31702	199-31-6219.02-999-899Y00	HOTEL & TRAVEL FOR CONSULT	174.85	N
079249	08-22-2018	TEXAS A&M	007449	1103256	199-11-6399.71-001-822000	WORKBOOKS	103.00	N
079250	08-22-2018	NATALIE JANIK	082101	PTAC CONF	255-13-6419.00-999-811000	MEAL EXP	38.86	N
079251	08-22-2018	KAGAN PROFESSIONAL	008167	K98162	199-13-6219.35-041-831000	STAFF DEVELOPMENT WORKSH	4,050.33	N
079252	08-22-2018	KAGAN PROFESSIONAL	008168	K98190	199-13-6219.35-103-811Y00	STAFF DEVELOPMENT WORKSH	4,164.20	N
079253	08-22-2018	KAGAN PROFESSIONAL	008166	K98108	199-13-6219.35-107-811Y00	STAFF DEVELOPMENT WORKSH	3,864.20	N
079254	08-22-2018	RUTH KINDER	082101	PTAC CONF	255-13-6419.00-999-811000	TRAVEL,MEAL & HOTEL EXP	458.91	N
079255	08-22-2018	RACHEL KRUTILEK	008210	VICT-7/16,17	255-13-6419.00-999-811000	TRAVEL & MEAL EXP	132.93	N
			008210	VICT-7/20	255-13-6419.00-999-811000	TRAVEL,MEAL,REGISTRATION	79.06	N
			008210	PTAC CONF	255-13-6419.00-999-811000	MEAL EXP	29.58	N
Totals for Check 079255							241.57	
079256	08-22-2018	TERE LAURITSEN	000004	VICT;7/17;20	199-13-6411.00-107-811000	TRAVEL EXP	125.36	N
079257	08-22-2018	LEAD4WARD, LLC	007516	SBX-2517	199-13-6219.01-999-899Y00	STAFF DEV TRAINING	4,000.00	N
079258	08-22-2018	LINDA,S SAND & GRAVE	008921	4390	199-51-6317.00-999-899000	GROUND MATIERAL-DISTRICT	3,643.00	N
079259	08-22-2018	LONE STAR FURNISHIN	009002	20180491	199-21-6399.00-999-899000	OFFICE CHAIRS	1,475.76	N
079260	08-22-2018	LONE STAR GLASS CO.,	007371	i510430	199-34-6249.01-999-899000	GLASS REPAIRS - DIST. VEH.	30.00	N
079261	08-22-2018	MARTIN ELECTRIC CO.	007283	161235	199-51-6249.00-999-899000	HVAC LABOR AND MATERIAL	13.86	N
			008054	161274	199-51-6249.00-999-899000	HVAC MAINT & REPAIR	625.77	N
Totals for Check 079261							639.63	
079262	08-22-2018	MCGRAW-HILL SCHOOL	009141		410-11-6321.00-999-811000	HEALTH CURRICULUM	825.29	N
079263	08-22-2018	DAISY MCREYNOLDS	000008	TMEA	199-13-6411.08-001-811000	TRAVEL EXP	434.32	N
079264	08-22-2018	MERIDIAN BY JOSTENS	009154	93617	199-11-6399.35-001-824AVD	AVID PLANNERS	572.00	N
079265	08-22-2018	MID COAST MEDICAL CL	007374	4-69730/4002176	199-34-6216.00-999-899000	DOT PHYSICALS	125.00	N
079266	08-22-2018	OTC BRANDS, INC	009030	690672117-02	199-11-6399.35-102-821000	G/T MATERIALS	162.84	N
079267	08-22-2018	OTC BRANDS, INC	009030	691572203-02	199-11-6399.35-102-821000	G/T MATERIALS	16.95	N
079268	08-22-2018	MSB CONSULTING GRO	800008	94724	199-11-6299.00-999-823W00	MEDICAID BILLING FEES	8.34	N
079269	08-22-2018	NATIONAL BUGMOBILES	007186	JULY 2018	199-51-6299.00-999-899000	PEST CONTROL MONTHLY	385.00	N
079270	08-22-2018	LAURA OCANAS	000008	JUNE 1-JULY 26	199-23-6411.00-107-899000	INDISTRICT TRAVEL	20.28	N
079271	08-22-2018	PAINT PERFECTION	009100	555284	199-51-6316.00-999-899000	NORTHSIDE PAINTING	173.75	N
079272	08-22-2018	PAXTON-PATTERSON LL	009134	359693	199-11-6399.74-001-822000	BLDG.TRADES CONS	3,650.00	N

For the Month of August

Check Nbr	Check Date	Payee	PO Nbr	Invoice Nbr	Fnd-Fnc-Obj.So-Org-Prog	Reason	Amount	EFT
079273	08-22-2018	PEARSON EDUCATION	009136	7026366836	199-11-6399.74-001-822000	CATE MATERIALS	6,669.50	N
079274	08-22-2018	PEARSON EDUCATION	009135	7026358672	199-11-6399.74-001-822000	CATE MATERIALS	5,368.31	N
079275	08-22-2018	PENNER ELECTRIC, INC.	009180	180808	199-51-6299.00-999-899000	H/S STADIUM SCOREBOARD	932.10	N
			009190	180817	199-51-6299.00-999-899000	NORTHSIDE GYM DOORS	547.40	N
Totals for Check 079275							1,479.50	
079276	08-22-2018	ANGELA PETERS	082101	TEKS CONF	199-13-6411.00-102-811000	MEAL EXP	121.81	N
079277	08-22-2018	DENISE PONCIK	000008	MAY 1-JUNE 19	240-35-6411.00-999-899000	INDISTRICT TRAVEL	28.88	N
079278	08-22-2018	ARLETTE PUSTEJOVSK	082101	PTAC CONF	255-13-6419.00-999-811000	MEAL EXP	32.94	N
079279	08-22-2018	QUALITY HOT-MIX, INC.	008294	24367	199-51-6317.00-999-899000	GROUNDS	918.40	N
079280	08-22-2018	REAL GRANT SOLUTION	800008	HMGP-TX-DR-	199-81-6629.00-999-899000	SAFE ROOM GRANT CONSULT S	6,680.00	N
079281	08-22-2018	REGION 13 EDUC.	008902	224176	211-13-6411.35-103-830000	TEKS CONF REGISTRATIONS	798.00	N
			008902	224176	270-13-6411.35-041-824000	TEKS CONF REGISTRATIONS	798.00	N
Totals for Check 079281							1,596.00	
079282	08-22-2018	REGION 2 ESC	008940	100046	263-13-6411.00-999-825000	TIII SYMPOSIUM REGISTRATIONS	495.00	N
			009031	100047	263-13-6411.00-999-825000	SYMPOSIUM REGISTRATION	165.00	N
			009031	100048	263-13-6411.00-999-825000	SYMPOSIUM REGISTRATION	165.00	N
Totals for Check 079282							825.00	
079283	08-22-2018	REGION 3 EDUC. SERVI	727704	047892	199-13-6411.35-041-821000	WORKSHOP REGISTRATION	160.00	N
			007034	047882	199-13-6411.40-107-830000	WORKSHOP REGISTRATIONS	10.00	N
			007106	047883	199-34-6239.00-999-899000	BUS DRIVER TRAINING	60.00	N
			007106	047884	199-34-6239.00-999-899000	BUS DRIVER TRAINING	60.00	N
			007106	047885	199-34-6239.00-999-899000	BUS DRIVER TRAINING	60.00	N
			007106	047886	199-34-6239.00-999-899000	BUS DRIVER TRAINING	60.00	N
			007106	047887	199-34-6239.00-999-899000	BUS DRIVER TRAINING	60.00	N
			007106	047888	199-34-6239.00-999-899000	BUS DRIVER TRAINING	60.00	N
			007106	047889	199-34-6239.00-999-899000	BUS DRIVER TRAINING	120.00	N
			007106	047890	199-34-6239.00-999-899000	BUS DRIVER TRAINING	60.00	N
			007106	047891	199-34-6239.00-999-899000	BUS DRIVER TRAINING	60.00	N
			009035	047901	255-13-6419.00-999-811000	WORKSHOP REGISTRATIONS	20.00	N
Totals for Check 079283							790.00	
079284	08-22-2018	REGION 4 EDUC. SERVI	009070	5012004762	270-13-6299.00-999-824000	STAFF DEVELOPMENT WORKSH	3,950.00	N
079285	08-22-2018	ROBERT J KOLACNY & A	008041	2018-372	199-51-6299.00-999-899000	TRANSPORTATION SURVEY	5,050.00	N
079286	08-22-2018	ROESSLER EQUIPMENT	009169	69112	199-51-6249.00-999-899000	HUTCHINS CAF HVAC	426.00	N
079287	08-22-2018	CHERYL ROITSCH	800008	LAGRANGE	437-21-6411.00-751-923000	TRAVEL EXP	70.85	N
			800008	AUSTIN-WALSH	437-21-6411.00-751-923000	TRAVEL EXP	147.15	N
Totals for Check 079287							218.00	
079288	08-22-2018	FRANK P. SABLATURA	007731	867414	199-51-6316.00-999-899000	GEN MAINT	465.50	N
079289	08-22-2018	SCHMIDT IMPLEMENT, I	009179	8091	199-51-6247.00-999-899000	REPAIRS EXW MOWER	2,173.99	N
			008743	8135	199-51-6317.00-999-899000	GROUNDS SUPPLIES&MATERIAL	172.81	N
			009115	8200	199-51-6317.00-999-899000	GROUNDS SUPPLIES&MATERIAL	249.87	N
Totals for Check 079289							2,596.67	

For the Month of August

Check Nbr	Check Date	Payee	PO Nbr	Invoice Nbr	Fnd-Fnc-Obj.So-Org-Prog	Reason	Amount	EFT
079290	08-22-2018	KRISTIN SEAY	000008	TAHPERD	437-13-6411.00-751-923000	TRAVEL EXP	371.15	N
079291	08-22-2018	SERVICE SUPPLY OF VI	009171	700977541	199-51-6316.00-999-899000	GEN MAINT	82.58	N
			009155	700976814	199-51-6319.00-999-899000	GEN MAINT - M&O	767.76	N
			009171	700977259	199-51-6319.00-999-899000	GEN MAINT	675.80	N
			009171	700978548	199-51-6319.00-999-899000	GEN MAINT	211.89	N
Totals for Check 079291							1,738.03	
079292	08-22-2018	SETON INDENTIFICATIO	009156	9337798619	199-51-6316.00-999-899000	HUTCHINS SIGNS	498.84	N
079293	08-22-2018	KATHY J. SIMEK	000008	BUS DRIVER	199-34-6216.00-999-899000	CPR TRAINING	156.00	N
			000008	SP ED CPR	437-11-6216.03-751-923000	CPR TRAINING	649.97	N
Totals for Check 079293							805.97	
079294	08-22-2018	HARRY J SMUTZER	000008	AUSTIN	240-00-5751.00-000-800000	LUNCH REFUND	72.15	N
079295	08-22-2018	TANGIBLE PLAY	008337	180227-0010580	211-11-6399.35-107-830000	OSMO EXPLORER KIT	945.00	N
079296	08-22-2018	TASBO	000008	18613-SUPAK, J	199-41-6495.00-750-899000	DUES-SUPAK, J	135.00	N
			009172	24171-BALCAR,	199-51-6495.00-999-899000	MEMBERSHIP RENEWAL	140.00	N
			009172	26657-OTT,	199-51-6495.00-999-899000	MEMBERSHIP RENEWAL	135.00	N
Totals for Check 079296							410.00	
079297	08-22-2018	TEXAS DEPT OF LICENS	009181	9286;8587;34643	199-51-6299.00-999-899000	ELEVATOR INSPECTIONS	80.00	N
079298	08-22-2018	TEXAS DEPT OF PUBLIC	007572	CRS2018071499	199-41-6219.00-720-899000	CRIMINAL HISTORY CHECKS	14.00	N
079299	08-22-2018	TEXAS EDUCATION MAR	000008	AUG 2018 SUPP	199-11-6299.01-001-811W00	JULY SUPP -TONI BARON	334.00	N
079300	08-22-2018	TEXAS MULTI-CHEM, LT	007149	11134	199-51-6247.00-999-899000	GROUNDS MAINT & LABOR EXP	997.50	N
079301	08-22-2018	BRENDA TOMANEK	082101	TEKS CONF	199-13-6411.35-102-811Y00	TRAVEL,MEAL,PARKING EXP	458.94	N
079302	08-22-2018	VICTORIA FIRE & SAFET	009189	128675	199-51-6299.00-999-899000	HIGH SCHOOL FIRE EXT	78.30	N
			009189	128676	199-51-6299.00-999-899000	HIGH SCHOOL FIRE EXT	68.08	N
Totals for Check 079302							146.38	
079303	08-22-2018	WALMART COMMUNITY	007190		199-13-6399.01-999-811Y00	GENERAL ADM/BO/CURR SUPPLI	9.39	N
			007190		199-13-6399.01-999-811Y00	GENERAL ADM/BO/CURR SUPPLI	63.22	N
			007190		199-21-6399.02-999-899000	GENERAL ADM/BO/CURR SUPPLI	4.47	N
			007190		199-21-6399.02-999-899000	GENERAL ADM/BO/CURR SUPPLI	117.09	N
			009128		199-36-6399.94-001-891000	FOOTBALL PRACTICE SUPPLIES	410.10	N
			007190		199-41-6399.00-720-899000	GENERAL ADM/BO/CURR SUPPLI	40.38	N
			007190		199-41-6399.00-720-899000	GENERAL ADM/BO/CURR SUPPLI	53.92	N
			007190		199-41-6399.00-720-899000	GENERAL ADM/BO/CURR SUPPLI	105.13	N
			007190		199-41-6399.00-750-899000	GENERAL ADM/BO/CURR SUPPLI	37.73	N
			009120		199-51-6316.00-999-899000	GEN MAINT BUILDINGS	100.56	N
			007463		199-51-6319.00-999-899000	M&O GENERAL SUPPLIES	197.76	N
			007452		199-51-6399.00-999-899000	GENERAL MAINT SUPPLIES	126.43	N
			009188	6293	212-11-6399.00-001-824000	SCHOOL SUPPLIES	31.22	N
			009188	6293	212-11-6399.00-041-824000	SCHOOL SUPPLIES	52.20	N
			009188	6293	212-11-6399.00-102-824000	SCHOOL SUPPLIES	64.56	N
			009188	6293	212-11-6399.00-103-824000	SCHOOL SUPPLIES	20.49	N
			009188	6293	212-11-6399.00-107-824000	SCHOOL SUPPLIES	7.38	N

For the Month of August

Check Nbr	Check Date	Payee	PO Nbr	Invoice Nbr	Fnd-Fnc-Obj.So-Org-Prog	Reason	Amount	EFT
			009199		240-35-6341.00-999-899000	FOOD SERVICE EXPENSE	48.66	N
						Totals for Check 079303	1,490.69	
079304	08-22-2018	KELLY WATERS	000008	SP PGMS REIM	199-41-6499.00-720-899000	SPECIAL PROGRAMS SUPP	28.05	N
079305	08-22-2018	WHARTON CO. C.A.D.	000008	4TH QTR	199-41-6213.00-703-899000	4TH QTR APPRAISIAL BUDGET S	61,751.75	N
079306	08-22-2018	WHITE'S HOME & AUTO	007265	417050	199-51-6319.00-999-899000	HVAC M&O DISTRICTWIDE	82.99	N
079307	08-22-2018	ROBIN WHITLEY	000008	VICTORIA	199-13-6411.00-001-811000	TRAVEL EXP	62.68	N
079308	08-22-2018	YOAKUM ISD	000008	ECHS CC	199-36-6499.90-001-8910CC	ENTRY FEE	215.00	N
079309	08-22-2018	ANNA ZAHN	000008	JULY 16/17-VICT	199-13-6411.70-001-822000	TRAVEL EXP	125.36	N
079310	08-28-2018	AFFORDABLE LINE STRI	009186	180813-1	199-51-6299.00-999-899000	PARKING LOT STRIPING	2,402.00	N
			009186	180813-2	199-51-6299.00-999-899000	PARKING LOT STRIPING	790.00	N
			009186	180813-3	199-51-6299.00-999-899000	PARKING LOT STRIPING	750.00	N
			009186	180813-4	199-51-6299.00-999-899000	PARKING LOT STRIPING	1,127.00	N
			009186	180813-5	199-51-6299.00-999-899000	PARKING LOT STRIPING	1,100.00	N
			009186	180813-6	199-51-6299.00-999-899000	PARKING LOT STRIPING	321.00	N
			009186	180813-7	199-51-6299.00-999-899000	PARKING LOT STRIPING	697.00	N
			009186	18083-8	199-51-6299.00-999-899000	PARKING LOT STRIPING	780.00	N
			009186	180813-9	199-51-6299.00-999-899000	PARKING LOT STRIPING	835.00	N
			009186	180813-10	199-51-6299.00-999-899000	PARKING LOT STRIPING	150.00	N
						Totals for Check 079310	8,952.00	
079311	08-28-2018	ELOISA ARRAMBIDE	800008	GONZALEZ,	199-61-6419.00-999-824000	NON ED FUNDS-RESPITE CARE	500.00	N
079312	08-28-2018	AM EXP/AT&T	007254	713A0160869555	199-51-6256.00-999-899000	DISTRICTWIDE PHONE LINE CHA	3,453.75	N
079313	08-28-2018	AM EXP/AT&T	007421	8310006526135-	199-51-6259.00-999-899W00	INTERNET SERVICE	2,786.63	N
079314	08-28-2018	AM EXP/AT&T	007313	97954395325410	199-51-6256.00-999-899000	TRANSPORTATION FAX LINE CH	32.71	N
079315	08-28-2018	AT&T MOBILITY	007315	826438882X0801	199-51-6256.00-999-899000	CELL PHONE EXPENSE	2,288.50	N
079316	08-28-2018	BULLDOG CAFE	000008	ECHS VARSITY	199-36-6411.94-001-891000	FOOTBALL MEALS-SCRIMMAGE 8	104.50	N
			000008	ECHS VARSITY	199-36-6412.94-001-891000	FOOTBALL MEALS-SCRIMMAGE 8	320.25	N
						Totals for Check 079316	424.75	
079317	08-28-2018	CANNELL AIR COND. AN	008058	204304	199-51-6319.00-999-899000	HVAC M&O	75.77	N
			008058	204308	199-51-6319.00-999-899000	HVAC M&O	32.04	N
			009206	204309	199-51-6319.00-999-899000	HVAC CAPACITOR	21.00	N
						Totals for Check 079317	128.81	
079318	08-28-2018	CHEMSEARCH	007435	3237306	199-51-6249.00-999-899000	HVAC WATER TREATMENT	1,790.73	N
079319	08-28-2018	CITY OF EL CAMPO	000008	AUG 2018-PFEIL	199-52-6299.00-001-899000	SRO OFFICER WAGES-AUG 2018	3,956.94	N
			000008	AUG 2018-ORTA	199-52-6299.00-041-899000	SRO OFFICER WAGES-AUG 2018	3,124.37	N
						Totals for Check 079319	7,081.31	
079320	08-28-2018	THE COMPUTER CENTE	009193	10081924	199-11-6399.00-001-811TEC	Misc Network Supplies	412.53	N
			009192	10081926	199-11-6399.00-102-811TEC	EPSON POWERLITE 107 PROJ	3,423.00	N
			009191	10081739	199-11-6399.00-103-811TEC	BATTERY TRAYS/CART-NS	3,277.26	N
			009193	10081924	199-11-6399.00-103-811TEC	Misc Network Supplies	1,227.00	N
			009192	10081926	199-11-6399.00-107-811TEC	EPSON POWERLITE 107 PROJ	1,467.00	N

For the Month of August

Check Nbr	Check Date	Payee	PO Nbr	Invoice Nbr	Fnd-Fnc-Obj.So-Org-Prog	Reason	Amount	EFT
			008975	10081999	199-11-6399.35-103-821000	CHROME BOOKS & HEADPHONE	3,526.80	N
			009193	10081924	199-21-6399.00-999-899TEC	Misc Network Supplies	460.00	N
Totals for Check 079320							13,793.59	
079321	08-28-2018	CONNER & SONS PLUM	008541	60362	199-51-6316.00-999-899000	PLUMBING MAINT	890.92	N
079322	08-28-2018	CORPORATE INCENTIVE	009168	46018	199-41-6399.00-701-899000	NEW TEACHER PORTFOLIOS	667.04	N
079323	08-28-2018	DARR EQUIPMENT CO.	008023	4a1854	199-51-6299.00-999-899000	FORKLIFT	210.85	N
079324	08-28-2018	DEPARTMENT OF INFOR	007270	18071460N-JULY	199-51-6259.00-999-899W00	T1 LINE CHARGES-INTERNET SV	539.28	N
079325	08-28-2018	DEWITT POTH AND SON	007412	AUG 2018	199-23-6399.01-999-828000	BILLABLE FEE-DAEP COPIER	30.00	N
079326	08-28-2018	DEWITT POTH AND SON	007412	JULY 2018	199-23-6399.01-999-828000	BILLABLE FEE-DAEP COPIER	30.00	N
079327	08-28-2018	DLUHOS REFRIGERATIO	009197	2785	199-51-6299.00-999-899000	CAFETERIA WALK IN COOLER&IC	170.00	N
			009197	2797	199-51-6299.00-999-899000	CAFETERIA WALK IN COOLER&IC	157.50	N
			009197	2973	199-51-6299.00-999-899000	CAFETERIA WALK IN COOLER&IC	370.00	N
Totals for Check 079327							697.50	
079328	08-28-2018	ECHS LIFE SKILLS	000008	0002	199-41-6499.00-720-899000	DISTRICT PARKING TAGS	100.00	N
079329	08-28-2018	EL CAMPO CARPET ONE	009194	CG800227	199-51-6629.00-103-899000	NORTHSIDE FLOORING	107,808.50	N
079330	08-28-2018	FIRETRON, INC.	009203	115466	199-51-6299.00-999-899000	HUTCHINS SPRINKLER INSP	800.00	N
079331	08-28-2018	GARY TUPA PLUMBING	007178	69751	199-51-6316.00-999-899000	PLUMBING-BUILDING MAINT SUP	260.00	N
079332	08-28-2018	GCR TIRES & SERVICE	007494	624-19310	199-34-6299.00-999-899000	SVC CALLS - BUSES	162.50	N
079333	08-28-2018	GENE'S WRECKER SER	009000	34280E	199-34-6249.00-999-899000	BUS REPAIRS	240.00	N
			009000	34085C	199-34-6249.00-999-899000	BUS REPAIRS	1,192.76	N
			009000	34079E	199-34-6249.00-999-899000	BUS REPAIRS	104.91	N
			009000	34082C	199-34-6249.00-999-899000	BUS REPAIRS	213.80	N
			007649	34077E	199-34-6299.00-999-899000	ST INSPECT. - VEH.	7.00	N
			007649	34078E	199-34-6299.00-999-899000	ST INSPECT. - VEH.	7.00	N
			007649	34080C	199-34-6299.00-999-899000	ST INSPECT. - VEH.	7.00	N
			007649	34081C	199-34-6299.00-999-899000	ST INSPECT. - VEH.	7.00	N
			007649	349090E	199-34-6299.00-999-899000	ST INSPECT. - VEH.	7.00	N
			007647	34282E	199-34-6299.00-999-899000	TOW SVCS	687.50	N
Totals for Check 079333							2,473.97	
079334	08-28-2018	GRAINGER	008175	9886741710	199-51-6316.00-999-899000	HVAC BUILDING SUPPLIES	537.35	N
079335	08-28-2018	H.E. BUTT GROCERY	009200		240-35-6341.00-999-899000	FOOD SERVICE EXPENSE	393.87	N
079336	08-28-2018	AM EXP/HDP, LTD.	008473	IN362580	199-51-6249.00-999-899000	HVAC MAINT & REPAIR	134.04	N
			008473	IN359065	199-51-6249.00-999-899000	HVAC MAINT & REPAIR	357.65	N
			008944	IN364721	199-51-6249.00-999-899000	HVAC MAINT & REPAIR	802.05	N
			008944	IN364791	199-51-6249.00-999-899000	HVAC MAINT & REPAIR	546.69	N
Totals for Check 079336							1,840.43	
079337	08-28-2018	AM EXP/HDP, LTD.	009170	IN364644	199-51-6249.00-999-899000	MAINT HVAC	2,973.00	N
079338	08-28-2018	AM EXP/HDP, LTD.	008944	DI014750	199-51-6249.00-999-899000	HVAC MAINT & REPAIR	166.10	N

For the Month of August

Check Nbr	Check Date	Payee	PO Nbr	Invoice Nbr	Fnd-Fnc-Obj.So-Org-Prog	Reason	Amount	EFT
079339	08-28-2018	STEVEN HEARN	000008	TBA CONV	199-13-6411.07-001-811000	TRAVEL EXP	850.98	N
079340	08-28-2018	PAMELA HUNT	000008	MOODY	199-36-6411.63-001-891000	TRAVEL EXP	125.35	N
079341	08-28-2018	AM EXP/HVAC MECHANI	009187	SVC102337	199-51-6249.00-999-899000	HIGH SCHOOL HVAC	4,139.72	N
			007179	SCH020032	199-51-6249.00-999-899000	H/S, HUT, MYATT & SCIENCE BLD	3,127.50	N
			007245	SCH019833	199-51-6249.00-999-899000	ALL CAMPUSES-HVAC LABOR&M	1,267.50	N
			007501	SCH019832	199-51-6249.00-999-899000	ALL CAMPUSES BAS AGREEMEN	816.00	N
			007663	SCH019831	199-51-6249.00-999-899000	BAS AGREEMENT-MIDD	2,112.00	N
			008884	SCH019834	199-51-6249.00-999-899000	HUT OUTSIDE ROOF AIR UNIT D-	381.00	N
			009099	SVC100790	199-51-6249.00-999-899000	H/S AG-HVAC LABOR &	226.82	N
						Totals for Check 079341	12,070.54	
079342	08-28-2018	LEARNING WITHOUT TE	009167	1231402-1	410-11-6399.00-999-911000	WRITING MATERIALS	13,868.40	N
079343	08-28-2018	LEGO EDUCATION	009144	1190312096	199-11-6399.21-102-811Y00	INSTRUCTIONAL MATERIALS	8,357.80	N
			009144	1190312096	199-11-6399.21-103-811Y00	INSTRUCTIONAL MATERIALS	26,043.60	N
			009144	1190312096	199-11-6399.21-107-811Y00	INSTRUCTIONAL MATERIALS	15,285.05	N
						Totals for Check 079343	49,686.45	
079344	08-28-2018	DIANA MACIAS	800008	MACIAS,	199-61-6419.00-999-824000	NON ED FUNDS-RESPITE CARE	500.00	N
079345	08-28-2018	MEMORIAL HERMANN M	007664	393147C1087	199-34-6216.00-999-899000	DOT PHYSICALS	100.00	N
079346	08-28-2018	NATIONAL BUGMOBILES	007184	637093	199-51-6299.00-999-899000	GROUNDS PEST CONTROL	140.00	N
			007184	637095	199-51-6299.00-999-899000	GROUNDS PEST CONTROL	140.00	N
			007183	636265	199-51-6299.00-999-899000	H/S BI ANNUAL PEST CONTROL	1,300.00	N
			007183	636266	199-51-6299.00-999-899000	H/S BI ANNUAL PEST CONTROL	550.00	N
			007183	636267	199-51-6299.00-999-899000	H/S BI ANNUAL PEST CONTROL	300.00	N
			007183	636268	199-51-6299.00-999-899000	H/S BI ANNUAL PEST CONTROL	350.00	N
			007183	636983	199-51-6299.00-999-899000	H/S BI ANNUAL PEST CONTROL	1,150.00	N
			007183	637092	199-51-6299.00-999-899000	H/S BI ANNUAL PEST CONTROL	140.00	N
			007186	AUG 2018	199-51-6299.00-999-899000	PEST CONTROL MONTHLY	385.00	N
						Totals for Check 079346	4,455.00	
079347	08-28-2018	PAINT PERFECTION	009100	763369	199-51-6316.00-999-899000	NORTHSIDE PAINTING	476.00	N
079348	08-28-2018	PIONEER VALLEY EDUC	009174	00132978	211-11-6299.00-999-830000	INTERVENTION MATERIALS	4,205.25	N
079349	08-28-2018	AM EXP/QUILL	008978	7517957	199-11-6399.35-102-821000	G/T SUPPLIES	382.25	N
			008978	7519062	199-11-6399.35-102-821000	G/T SUPPLIES	62.25	N
			009088	8135716	199-12-6399.00-999-811Y00	OFFICE & STAFF DEV SUPPLIES	30.41	N
			009088	8135716	199-13-6399.00-999-811W00	OFFICE & STAFF DEV SUPPLIES	72.26	N
			009088	8135716	199-21-6399.00-999-899000	OFFICE & STAFF DEV SUPPLIES	111.18	N
			009088	8130877	199-21-6399.00-999-899000	OFFICE & STAFF DEV SUPPLIES	9.02	N
			009124	8603872	199-34-6399.01-999-899000	OFFICE SUPPLIES/SHOP	69.98	N
			009124	8603872	199-34-6399.02-999-899000	OFFICE SUPPLIES/SHOP	309.92	N
			009068	7971895	199-41-6399.00-750-899000	HR & GEN ADMIN SUPPLIES	16.40	N
			009096	8184271	199-41-6399.00-750-899000	GEN ADMIN SUPPLIES	84.20	N
			009096	8217434	199-41-6399.00-750-899000	GEN ADMIN SUPPLIES	64.58	N
			009096	8237144	199-41-6399.00-750-899000	GEN ADMIN SUPPLIES	1,036.83	N
			009068	7971895	199-41-6399.00-750-8990HR	HR & GEN ADMIN SUPPLIES	32.96	N

For the Month of August

Check Nbr	Check Date	Payee	PO Nbr	Invoice Nbr	Fnd-Fnc-Obj.So-Org-Prog	Reason	Amount	EFT
			009016	7530286	199-41-6499.02-720-899000	CLASSROOM SUPPLIES	28.89	N
			009016	7530523	199-41-6499.02-720-899000	CLASSROOM SUPPLIES	26.99	N
			009016	7550108	199-41-6499.02-720-899000	CLASSROOM SUPPLIES	662.08	N
			009016	7551577	199-41-6499.02-720-899000	CLASSROOM SUPPLIES	9.98	N
			009016	7560087	199-41-6499.02-720-899000	CLASSROOM SUPPLIES	175.76	N
			009016	7560459	199-41-6499.02-720-899000	CLASSROOM SUPPLIES	21.18	N
			009016	7596225	199-41-6499.02-720-899000	CLASSROOM SUPPLIES	38.17	N
			009016	7596467	199-41-6499.02-720-899000	CLASSROOM SUPPLIES	205.87	N
			009016	7598101	199-41-6499.02-720-899000	CLASSROOM SUPPLIES	29.99	N
			009016	7624640	199-41-6499.02-720-899000	CLASSROOM SUPPLIES	73.18	N
			009016	7636273	199-41-6499.02-720-899000	CLASSROOM SUPPLIES	22.99	N
			009041	7675540	211-11-6399.35-103-830000	INSTRUCTIONAL SUPPLIES	87.74	N
			008988	7416274	437-21-6399.00-751-823000	OFFICE SUPPLIES	85.83	N
			008988	7419541	437-21-6399.00-751-823000	OFFICE SUPPLIES	349.22	N
			009071	8038862	437-21-6399.00-751-823000	OFFICE SUPPLIES	384.44	N
			009071	8110242	437-21-6399.00-751-823000	OFFICE SUPPLIES	68.99	N
			009071	8145721	437-21-6399.00-751-823000	OFFICE SUPPLIES	167.10	N
						Totals for Check 079349	4,720.64	
079350	08-28-2018	R & R PRINTING & GRAP	007323	48365	199-51-6399.00-999-899000	GEN MAINT FORMS/SUPPLIES	73.24	N
079351	08-28-2018	REALLY GOOD STUFF, L	009014	6433442	199-41-6499.02-720-899000	CLASSROOM SUPPLIES	3,524.98	N
			009014	6438347	199-41-6499.02-720-899000	CLASSROOM SUPPLIES	79.98	N
						Totals for Check 079351	3,604.96	
079352	08-28-2018	REGION 3 EDUC. SERVI	008968	047897	199-13-6411.00-001-811000	STAFF DEVELOPEMENT	10.00	N
			008968	047898	199-13-6411.00-001-811000	STAFF DEVELOPEMENT	10.00	N
			009164	047999	199-13-6411.00-001-811000	STAFF DEVELOPMENT	35.00	N
			009164	048000	199-13-6411.00-001-811000	STAFF DEVELOPMENT	35.00	N
			008969	047899	199-13-6411.00-041-811000	WORKSHOP REG FEE	10.00	N
			008969	047900	199-13-6411.00-041-811000	WORKSHOP REG FEE	10.00	N
			009083	047881	199-13-6411.00-107-811000	STAFF DEVELOPEMENT	10.00	N
			009025	047895	199-13-6411.00-107-811000	STAFF DEVELOPEMENT	20.00	N
			009084	047893	199-13-6411.00-107-811000	STAFF DEVELOPMENT	20.00	N
			008956	047894	199-13-6411.00-107-811000	STAFF DEVELOPMENT	20.00	N
			008956	047896	199-13-6411.00-107-811000	STAFF DEVELOPMENT	20.00	N
			009043	047995	199-13-6411.00-107-811000	STAFF DEVELOPMENT	125.00	N
			082401	045148	199-21-6411.00-041-824000	WORKSHOP REGISTRATION	150.00	N
			082401	045147	199-31-6411.00-999-899Y00	WORKSHOP REGISTRATION	150.00	N
			008839	048010	199-41-6399.00-701-899000	BIRTHDAY CARDS	223.45	N
			009129	048012	199-41-6399.00-720-899000	SCHOOL CALENDARS	983.50	N
			009137	047997	211-13-6411.35-103-830000	WORKSHOP REGISTRATIONS	125.00	N
			009137	047996,047998	211-13-6411.35-107-830000	WORKSHOP REGISTRATIONS	250.00	N
						Totals for Check 079352	2,206.95	
079353	08-28-2018	RESERVE ACCOUNT	007324	ACCT 22751341	199-41-6399.00-750-899000	POSTAGE-DISTRICTWIDE	3,000.00	N

For the Month of August

Check Nbr	Check Date	Payee	PO Nbr	Invoice Nbr	Fnd-Fnc-Obj.So-Org-Prog	Reason	Amount	EFT
079354	08-28-2018	REXEL OF AMERICA, LL	009198	s122322411.001	199-51-6316.00-999-899000	GEN MAINT-BUILDING MAINT	3,575.00	N
079355	08-28-2018	RICE FARMERS CO-OP, I	007386	2-116757	199-34-6249.01-999-899000	TIRE & REPAIR SVC	18.00	N
079356	08-28-2018	CHERYL ROITSCH	888000	VICTORIA	437-21-6411.00-751-923000	TRAVEL EXP	62.68	N
079357	08-28-2018	RWS ARCHITECTS	800008	8571-APPNO3	199-51-6639.00-999-899000	FUEL STORAGE TANK EXPENSE	2,725.59	N
			880008	8570-APP N O 1	199-81-6629.00-999-899000	FEMA DOME EXPENSE	3,576.26	N
Totals for Check 079357							6,301.85	
079358	08-28-2018	SALLY BEAUTY SUPPLY	007478	AD18225803756	199-11-6399.73-001-822000	COSMETIC LAB SUPPLIES	102.27	N
079359	08-28-2018	SERVICE SUPPLY OF VI	009211	700980917	199-51-6316.00-999-899000	H/S BUILDING A-WATER COOLER	4,983.00	N
			009196	700979134	199-51-6319.00-999-899000	GEN MAINT	89.88	N
Totals for Check 079359							5,072.88	
079360	08-28-2018	SETON INDENTIFICATIO	009201	9337921229	199-51-6316.00-999-899000	HIGH SCHOOL & HUTCHINS	109.62	N
079361	08-28-2018	SIMPLE SIMON'S PIZZA	000008	10029998;	199-36-6412.94-001-891000	FOOTBALL STUDENT MEALS	280.00	N
079362	08-28-2018	SUNSHINE LAUNDRY	007423	AUG 2018	199-11-6299.70-001-822000	UNIFORM RENTALS	18.00	N
			007423	AUG 2018	199-34-6299.00-999-899000	UNIFORM RENTALS	28.00	N
			007423	AUG 2018	199-51-6299.00-999-899000	UNIFORM RENTALS	183.60	N
Totals for Check 079362							229.60	
079363	08-28-2018	TESA	000008	LIMAS, VICKY	199-41-6495.00-701-899000	DUES	45.00	N
			000008	B/O STAFF	199-41-6495.00-750-899000	DUES	360.00	N
			000008	FAAS, TERESE	199-41-6495.00-750-8990HR	DUES	45.00	N
			000008	BELTRAN,	199-51-6495.00-999-899000	DUES	45.00	N
Totals for Check 079363							495.00	
079364	08-28-2018	TOSHIBA BUSINESS	007424	14741581(8/8-9/	199-41-6269.00-750-899000	RISOGRAPH RENTAL	74.00	N
079365	08-28-2018	TOSHIBA BUSINESS	007425	AUG 2018	199-11-6269.00-041-811000	RISOGRAPH RENTAL	74.00	N
079366	08-28-2018	TRACTOR SUPPLY COM	007151	579378	199-51-6316.00-999-899000	GEN MAINT - BUILDING MAINT	442.95	N
			007150	579377	199-51-6317.00-999-899000	GEN MAINT-GROUNDS EXP	79.98	N
			007150	579383	199-51-6317.00-999-899000	GEN MAINT-GROUNDS EXP	24.99	N
Totals for Check 079366							547.92	
079367	08-28-2018	WALMART COMMUNITY		05248	199-11-6399.00-107-811000	RETURN	-24.84	N
			007467		199-51-6315.00-999-899000	JANITORIAL SUPPLIES-DISTRICT	174.42	N
			009120		199-51-6316.00-999-899000	GEN MAINT BUILDINGS	111.66	N
			007466		199-51-6317.00-999-899000	GROUNDS GENERAL MAINT SUP	115.38	N
			007452		199-51-6399.00-999-899000	GENERAL MAINT SUPPLIES	16.48	N
			007465		199-51-6499.00-999-899000	GENERAL MAINT OPER SUPP/EX	7.32	N
Totals for Check 079367							400.42	
079368	08-28-2018	WATERFORD INSTITUTE	009177	5275	410-11-6299.00-999-911000	SOFTWARE RENEWAL	9,310.00	N
			009176	5274	410-11-6299.00-999-911000	LICENSE RENEWAL	24,970.00	N
Totals for Check 079368							34,280.00	
079369	08-28-2018	WHITE'S HOME & AUTO	007265	417089	199-51-6319.00-999-899000	HVAC M&O DISTRICTWIDE	59.99	N
			007265	417113	199-51-6319.00-999-899000	HVAC M&O DISTRICTWIDE	279.95	N
Totals for Check 079369							339.94	

For the Month of August

Check Nbr	Check Date	Payee	PO Nbr	Invoice Nbr	Fnd-Fnc-Obj.So-Org-Prog	Reason	Amount	EFT
079370	08-28-2018	WHOLESALE ELECTRIC	008459	79-10104910	199-51-6316.00-999-899000	GEN MAINT BUILDINGS	3,164.75	N
079371	08-28-2018	KIM WOOD	000008	JAN 12-AUG 17	199-41-6411.00-750-899000	INDISTRICT TRAVEL	39.84	N
079372	08-28-2018	AM EXP/XEROX	007701	094110014-JULY	199-11-6269.00-001-811W00	XEROX COPIER RENTAL LEASES	133.14	N
			007701	094110015-JULY	199-21-6269.00-999-899000	XEROX COPIER RENTAL LEASES	142.66	N
			007701	093993957-JULY	199-23-6269.00-102-899000	XEROX COPIER RENTAL LEASES	142.66	N
			007701	094110017-JULY	199-23-6269.00-103-899000	XEROX COPIER RENTAL LEASES	142.66	N
			007701	094110016-JULY	437-21-6269.00-751-823000	XEROX COPIER RENTAL LEASES	142.66	N
						Totals for Check 079372	703.78	
079373	08-28-2018	AM EXP/XEROX CORP	007700	094110009-JULY	199-11-6269.00-041-811W00	XEROX COPIER RENTAL LEASES	436.87	N
			007700	094110010-JULY	199-11-6269.00-102-811W00	XEROX COPIER RENTAL LEASES	436.87	N
			007700	094150885-JULY	199-11-6269.00-103-811W00	XEROX COPIER RENTAL LEASES	315.83	N
			007700	094160581-JULY	199-11-6269.00-107-811W00	XEROX COPIER RENTAL LEASES	315.83	N
			007700	094110019-JULY	199-41-6269.00-750-899000	XEROX COPIER RENTAL LEASES	689.32	N
						Totals for Check 079373	2,194.72	
079374	08-28-2018	AM EXP/XEROX CORP	007704	094150884-JULY	199-11-6269.00-001-811W00	XEROX COPIER RENTAL LEASES	343.75	N
			007704	094110013-JULY	199-11-6269.00-001-811W00	XEROX COPIER RENTAL LEASES	180.25	N
			007704	094110012-JULY	199-11-6269.00-001-811W00	XEROX COPIER RENTAL LEASES	180.25	N
			007704	09410928-JULY	199-11-6269.00-041-811W00	XEROX COPIER RENTAL LEASES	524.02	N
			007704	093993955-JULY	199-11-6269.00-102-811W00	XEROX COPIER RENTAL LEASES	573.32	N
			007704	094150886-JULY	199-11-6269.00-103-811W00	XEROX COPIER RENTAL LEASES	573.32	N
			007704	094160582-JULY	199-11-6269.00-107-811W00	XEROX COPIER RENTAL LEASES	573.32	N
			007704	094110011-JULY	199-31-6269.00-001-899000	XEROX COPIER RENTAL LEASES	142.66	N
			007704	093993956-JULY	199-51-6269.00-999-899000	XEROX COPIER RENTAL LEASES	133.14	N
						Totals for Check 079374	3,224.03	
079375	08-31-2018	ADVANCED GRAPHICS	009183	68827	199-41-6399.00-750-8990HR	BADGE SUPPLIES	296.63	N
079376	08-31-2018	AMBERSCAPES, INC	000008	15828	199-51-6317.00-999-899000	MAINT GROUNDS EXPENSE	84.00	N
079377	08-31-2018	DENISE ANDERSON	000008	HALLETTSVILLE	199-36-6411.90-999-891000	TRAVEL EXP	63.44	N
079378	08-31-2018	AQUA BEVERAGE CO/O	007246	861335	199-21-6499.00-999-899000	WATER COOLER RENTAL	30.95	N
			007246	861324	199-41-6499.00-720-899000	WATER COOLER RENTAL	24.74	N
						Totals for Check 079378	55.69	
079379	08-31-2018	CLARA BAKER	083001	TRAV TO 8/27	199-31-6411.40-999-824000	INDISTRICT TRAVEL	46.16	N
079380	08-31-2018	BAYES ACHIEVEMENT C	083101	26779	315-11-6219.10-751-8230HC	AUG RESIDENTIAL PLACEMENT	19,698.33	N
079381	08-31-2018	BRANDY BEAL	800008	JUL 23-AUG 28	199-23-6411.00-041-899000	INDISTRICT TRAVEL	48.40	N
079382	08-31-2018	GLENNA BECHDOL	000008	DOT PHY REIM	199-34-6216.00-999-899000	DOT PHYSICAL REIM	65.00	N
079383	08-31-2018	TERRI BELTRAN	000008	SEPT 29-AUG 20	199-51-6411.00-999-899000	INDISTRICT TRAVEL	81.76	N
079384	08-31-2018	KERRY BRANDL	000008	FREEMPORT	199-36-6411.94-001-891000	TRAVEL EXP-SCOUTING	79.03	N
079385	08-31-2018	DAVID BRIGHT	000008	OC T 3-AUG 29	199-41-6411.00-750-899000	INDISTRICT TRAVEL	79.30	N
079386	08-31-2018	MARGARET CAIN	000008	AUG 14-29	437-31-6411.00-751-923000	INDISTRICT TRAVEL	65.78	N

For the Month of August

Check Nbr	Check Date	Payee	PO Nbr	Invoice Nbr	Fnd-Fnc-Obj.So-Org-Prog	Reason	Amount	EFT
079387	08-31-2018	CARDINAL'S SPORT TEA	009132	0731193-01	199-36-6399.90-001-8910CC	CROSS COUNTRY SUPPLIES	982.67	N
079388	08-31-2018	CASSIE CLARK	000008	AUG 10-27	240-35-6411.00-999-899000	INDISTRICT TRAVEL	21.91	N
079389	08-31-2018	THE COMPUTER CENTE	009151	89000217	199-11-6397.00-001-831000	CHROME BOOKS & CARTS	5,550.00	N
			009207	10082023	199-11-6399.00-001-811TEC	MISC NETWORK SUPP	50.72	N
			009207	10082023	199-11-6399.00-041-811TEC	MISC NETWORK SUPP	105.00	N
			009207	10082023	199-11-6399.00-102-811TEC	MISC NETWORK SUPP	95.00	N
			009207	10082023	199-11-6399.00-107-811TEC	MISC NETWORK SUPP	450.00	N
			009151	89000217	199-11-6399.01-001-831000	CHROME BOOKS & CARTS	34,086.00	N
Totals for Check 079389							40,336.72	
079390	08-31-2018	JACKIE CONDRA	000008	AUG 8-29	437-31-6411.00-751-923000	INDISTRICT TRAVEL	148.90	N
079391	08-31-2018	FREDDIE C. DOUGLAS, J	000008	EC VS EDNA-VB	199-52-6299.00-001-891W00	VOLLEYBALL GAME SECURITY	140.00	N
079392	08-31-2018	DSS DRIVING SAFETY S	007321	18-145206	199-34-6299.00-999-899000	DRUG TESTING SVCS	250.00	N
			007321	18-145315	199-34-6299.00-999-899000	DRUG TESTING SVCS	370.00	N
Totals for Check 079392							620.00	
079393	08-31-2018	DWAYNE DUNN	000008	ECHS VB	199-36-6299.00-001-891W00	GAME OFFICIAL-ECHS VB	170.00	N
079394	08-31-2018	JEREMY DUSEK	000008	EC VS VICT W-	199-52-6299.00-001-891W00	VOLLEYBALL GAME SECURITY	105.00	N
079395	08-31-2018	EL CAMPO LAWN SERVI	007146	4660	199-51-6247.00-999-899000	GROUNDS LABOR & MATERIALS	39.79	N
079396	08-31-2018	EL CAMPO PARTS, INC.	009212	137679	199-34-6399.00-999-899000	BUS FLEET REPAIR PARTS	167.87	N
			009212	137734	199-34-6399.00-999-899000	BUS FLEET REPAIR PARTS	199.99	N
			009212	137777	199-34-6399.00-999-899000	BUS FLEET REPAIR PARTS	198.39	N
			009212	138113	199-34-6399.00-999-899000	BUS FLEET REPAIR PARTS	274.98	N
			009212	138114	199-34-6399.00-999-899000	BUS FLEET REPAIR PARTS	24.43	N
			009212	138248	199-34-6399.00-999-899000	BUS FLEET REPAIR PARTS	17.99	N
			009212	138471	199-34-6399.00-999-899000	BUS FLEET REPAIR PARTS	8.58	N
			009212	138834	199-34-6399.00-999-899000	BUS FLEET REPAIR PARTS	75.62	N
			009212	138996	199-34-6399.00-999-899000	BUS FLEET REPAIR PARTS	137.49	N
			009212	139099	199-34-6399.00-999-899000	BUS FLEET REPAIR PARTS	328.98	N
			009212	139740	199-34-6399.00-999-899000	BUS FLEET REPAIR PARTS	23.98	N
Totals for Check 079396							1,458.30	
079397	08-31-2018	YVETTE ESCAMILLA	000008	VICTORIA	199-13-6411.00-001-811000	TRAVEL EXP	62.68	N
079398	08-31-2018	ELMA ESCOBAR	083001	TRAVEL TO 8/22	212-31-6411.00-999-824000	INDISTRICT TRAVEL	36.08	N
079399	08-31-2018	KRISTOPHER ESCOBAR	000008	ESCOBAR,	240-00-5751.00-000-800000	LUNCH REFUND	45.51	N
079400	08-31-2018	THE FLIPPEN GROUP, L.	009161	55368	270-13-6411.00-999-824000	WORKSHOP REGISTRATION	795.00	N
079401	08-31-2018	BERNARD FORD	000008	ECHS VB	199-36-6299.00-001-891W00	VOLLEYBALL GAME OFFICIAL	110.00	N
079402	08-31-2018	RONNIE FORD	000008	ECHS VB	199-36-6299.00-001-891W00	VOLLEYBALL GAME OFFICIAL	170.00	N
079403	08-31-2018	GCR TIRES & SERVICE	007494	624-19212	199-34-6249.00-999-899000	BUS FLEET REPAIR EXP	124.00	N
079404	08-31-2018	GENE'S WRECKER SER	009000	34086C	199-34-6249.00-999-899000	BUS REPAIRS	252.13	N
			009000	18676E	199-34-6249.00-999-899000	BUS REPAIRS	7.00	N
Totals for Check 079404							259.13	

For the Month of August

Check Nbr	Check Date	Payee	PO Nbr	Invoice Nbr	Fnd-Fnc-Obj.So-Org-Prog	Reason	Amount	EFT
079405	08-31-2018	GRAINGER	008175	9890721823	199-51-6316.00-999-899000	HVAC BUILDING SUPPLIES	410.34	N
079406	08-31-2018	MARIA GUEVARA	083001	VICT-8/6,7,8,10	211-13-6411.00-102-830000	TRAVEL EXP	250.72	N
079407	08-31-2018	H.E. BUTT GROCERY	009214		199-11-6399.79-001-822000	CULINARY SUPPLIES	167.72	N
079408	08-31-2018	AM EXP/HDP, LTD.	008944	IN365735	199-51-6249.00-999-899000	HVAC MOTOR	500.19	N
			009205	IN368717	199-51-6319.00-999-899000	HVAC MOTOR/CAPACITOR	949.12	N
Totals for Check 079408							1,449.31	
079409	08-31-2018	AM EXP/HDP, LTD.	009209	QT089413	199-51-6249.00-999-899000	H/S GYM CLASSROOM	5,089.00	N
079410	08-31-2018	AM EXP/HDP, LTD.	009210	IN368716	199-51-6249.00-999-899000	H/S JV FIELDHOUSE	2,148.00	N
079411	08-31-2018	ADRIANNA HERNANDEZ	000008	AUG 8-20	199-23-6411.00-102-899000	INDISTRICT TRAVEL	5.45	N
079412	08-31-2018	HODGES WELDING SUP	007429	CR36253	199-11-6269.70-001-822000	CYLINDER RENTALS	186.00	N
			007429	CR36256	199-11-6269.70-001-822000	CYLINDER RENTALS	37.20	N
			007429	CR36254	199-34-6269.00-999-899000	CYLINDER RENTALS	6.20	N
			007429	CR36255	199-51-6269.00-999-899000	CYLINDER RENTALS	18.60	N
			007064	242093	199-51-6316.00-999-899000	GEN MAINT WELDING SUPPLIES	10.50	N
			007064	242514	199-51-6316.00-999-899000	GEN MAINT WELDING SUPPLIES	242.00	N
Totals for Check 079412							500.50	
079413	08-31-2018	HOFFER TRUCK COMPA	007366	154185	199-34-6399.00-999-899000	BUS PARTS	421.08	N
			007366	154168	199-34-6399.00-999-899000	BUS PARTS	2,165.05	N
Totals for Check 079413							2,586.13	
079414	08-31-2018	KRISTIN HOLTON	083101	TRAV TO 8/24	459-11-6411.00-751-823000	INDISTRICT TRAVEL	465.98	N
079415	08-31-2018	LACEY HUBERT	083001	CAMT CONF	255-13-6419.00-999-811000	TRAVEL & MEAL EXP	193.31	N
079416	08-31-2018	BEVERLY JURANEK	000008	AUG 17-	199-11-6411.70-001-822000	INDISTRICT TRAVEL	3.49	N
079417	08-31-2018	SHER KRENEK	083101	TRAV TO 8/29	313-31-6411.00-751-823000	INDISTRICT TRAVEL	192.44	N
079418	08-31-2018	TURK KRENEK	800008	AUG 1-29	199-12-6411.00-999-811TEC	INDISTRICT TRAVEL	104.64	N
079419	08-31-2018	KYRISH TRUCK CENTER	009215	R501000285:01	199-34-6249.00-999-899000	BUS REPAIRS	1,006.54	N
			009215	R501000452:01	199-34-6249.00-999-899000	BUS REPAIRS	1,587.97	N
Totals for Check 079419							2,594.51	
079420	08-31-2018	JOSEPH LABARBERA	000008	ECHS VB	199-36-6299.00-001-891W00	VOLLEYBALL GAME OFFICIAL	170.00	N
079421	08-31-2018	BOBBY LOEHR	800008	AUG 1-29	199-51-6411.00-999-899W00	INDISTRICT TRAVEL	85.02	N
079422	08-31-2018	MARIA LOPEZ	083001	VICT-8/6,7,8,10	211-13-6411.00-107-830000	TRAVEL EXP	250.72	N
079423	08-31-2018	MICHAEL K. MATTHEWS	000008	ECHS VB	199-36-6299.00-001-891W00	ECHS VOLLEYBALL GAME OFFICI	170.00	N
079424	08-31-2018	MCCOY'S BUILDING SUP	007879	9636274	199-51-6316.00-999-899000	GEN MAINT-BUILDINGS	32.73	N
			007879	9636356	199-51-6316.00-999-899000	GEN MAINT-BUILDINGS	41.99	N
			007879	9636403	199-51-6316.00-999-899000	GEN MAINT-BUILDINGS	7.06	N
			007879	9636925	199-51-6316.00-999-899000	GEN MAINT-BUILDINGS	17.90	N
			007879	9637186	199-51-6316.00-999-899000	GEN MAINT-BUILDINGS	85.40	N
			008053	9637109	199-51-6316.00-999-899000	GEN MAINT-BUILDING MAINT	561.27	N
			008093	9636836	199-51-6316.00-999-899000	CARPENTER BUILDING SUPP	75.14	N
			008945	9636169	199-51-6316.00-999-899000	CARPENTER-CAMPUS PROJECT	491.78	N

For the Month of August

Check Nbr	Check Date	Payee	PO Nbr	Invoice Nbr	Fnd-Fnc-Obj.So-Org-Prog	Reason	Amount	EFT
			008945	9636330	199-51-6316.00-999-899000	CARPENTER-CAMPUS PROJECT	67.14	N
			008945	9636354	199-51-6316.00-999-899000	CARPENTER-CAMPUS PROJECT	212.00	N
			008945	9636355	199-51-6316.00-999-899000	CARPENTER-CAMPUS PROJECT	119.38	N
			008945	9636532	199-51-6316.00-999-899000	CARPENTER-CAMPUS PROJECT	17.77	N
			008945	9636748	199-51-6316.00-999-899000	CARPENTER-CAMPUS PROJECT	238.71	N
			008945	9636751	199-51-6316.00-999-899000	CARPENTER-CAMPUS PROJECT	440.64	N
			009107	9637110	199-51-6316.00-999-899000	GEN MAINT-BUILDING MAINT	497.44	N
						Totals for Check 079424	2,906.35	
079425	08-31-2018	MID COAST MEDICAL CL	007374	4-1323/40020672	199-34-6216.00-999-899000	DOT PHYSICALS	125.00	N
			007374	4-640/40020800	199-34-6216.00-999-899000	DOT PHYSICALS	125.00	N
			007374	4-38354/4001937	199-34-6216.00-999-899000	DOT PHYSICALS	125.00	N
			007374	4-9786/40020993	199-34-6216.00-999-899000	DOT PHYSICALS	125.00	N
			007374	4-3068/40020658	199-34-6216.00-999-899000	DOT PHYSICALS	125.00	N
			007374	4-44703/4001964	199-34-6216.00-999-899000	DOT PHYSICALS	125.00	N
			007374	4-5277/40020277	199-34-6216.00-999-899000	DOT PHYSICALS	125.00	N
			007374	4-11263/4002130	199-34-6216.00-999-899000	DOT PHYSICALS	125.00	N
			007374	4-1438/40019296	199-34-6216.00-999-899000	DOT PHYSICALS	125.00	N
			007374	4-24900/4001939	199-34-6216.00-999-899000	DOT PHYSICALS	125.00	N
			007374	4-40668/4002094	199-34-6216.00-999-899000	DOT PHYSICALS	125.00	N
			007374	40009711	199-34-6216.00-999-899000	DOT PHYSICALS	125.00	N
						Totals for Check 079425	1,500.00	
079426	08-31-2018	SHERLYNN A MOLLNAR	083101	REG 4	199-13-6411.00-001-811000	TRAVEL EXP	179.86	N
079427	08-31-2018	DEBBIE MONDANE	000008	AUG 13-24	386-11-6411.00-999-923000	INDISTRICT TRAVEL	343.13	N
			000008	AUG 27-29	386-11-6411.00-999-923000	INDISTRICT TRAVEL	101.70	N
						Totals for Check 079427	444.83	
079428	08-31-2018	NATIONAL BUGMOBILES	007636	637094	199-51-6299.00-999-899000	QUARTERLY AG, BB, CONSC	140.00	N
079429	08-31-2018	JESSICA O'CANAS	000008	JULY 30-AUG 29	199-23-6411.00-103-899000	INDISTRICT TRAVEL	18.42	N
079430	08-31-2018	LAURA OCANAS	800008	AUG 6-29	199-23-6411.00-107-899000	INDISTRICT TRAVEL	22.98	N
079431	08-31-2018	DONALD OLDAG	800008	AUG 1-29	199-51-6411.00-999-899W00	INDISTRICT TRAVEL	135.65	N
079432	08-31-2018	MARY L. ORR	083101	TRAVEL TO 8/29	313-31-6411.00-751-823000	INDISTRICT TRAVEL	120.55	N
079433	08-31-2018	PATRICK L. KUBALA	008811	1093393	199-34-6299.00-999-899000	BUS LICENSE REGISTRATION FE	7.50	N
			008811	1088085	199-34-6299.00-999-899000	BUS LICENSE REGISTRATION FE	7.50	N
			008811	1335181	199-34-6299.00-999-899000	BUS LICENSE REGISTRATION FE	7.50	N
			008811	1335197	199-34-6299.00-999-899000	BUS LICENSE REGISTRATION FE	7.50	N
			008811	1048023	199-34-6299.00-999-899000	BUS LICENSE REGISTRATION FE	7.50	N
			008811	1335182	199-34-6299.00-999-899000	BUS LICENSE REGISTRATION FE	7.50	N
			008811	9014590	199-34-6299.00-999-899000	BUS LICENSE REGISTRATION FE	7.50	N
						Totals for Check 079433	52.50	
079434	08-31-2018	PAXTON-PATTERSON LL	009134	360823	199-11-6399.74-001-822000	BLDG.TRADES CONS	26,700.00	N
			009134	342026	199-11-6399.74-001-822000	BLDG.TRADES CONS	5,217.00	N
						Totals for Check 079434	31,917.00	

For the Month of August

Check Nbr	Check Date	Payee	PO Nbr	Invoice Nbr	Fnd-Fnc-Obj.So-Org-Prog	Reason	Amount	EFT
079435	08-31-2018	DENVER PENNER	000008	EC VS	199-36-6299.00-001-891W00	EMS GAME WORKER-FB SCRIMM	140.00	N
079436	08-31-2018	BONNIE PETERSON	083101	AVID CONF	199-13-6411.35-041-831000	MEAL EXP	73.79	N
079437	08-31-2018	POLASEK CONSTRUCTI	000008	APP NO 1	199-51-6639.00-999-899000	FUEL TANK REPLACEMENT	116,565.00	N
079438	08-31-2018	DENISE PONCIK	800008	AUG 5-29	240-35-6411.00-999-899000	INDISTRICT TRAVEL	8.99	N
079439	08-31-2018	KATLYN POPP	000008	AUG 8-29	437-31-6411.00-751-923000	INDISTRICT TRAVEL	40.17	N
079440	08-31-2018	QUILL CORPORATION	009133	8931351	199-21-6399.00-999-899000	OFFICE SUPPLIES	858.98	N
			009133	8931351	199-21-6399.04-999-899000	OFFICE SUPPLIES	153.69	N
			009131	8931147	199-36-6399.90-001-891000	FIELD HOUSE PRINTER INK	138.82	N
			009131	8931147	199-36-6399.94-001-891000	FIELD HOUSE PRINTER INK	1.08	N
			009166	9157485	199-41-6399.00-701-899000	ADMIN-SUPPLIES	76.47	N
			009133	8931351	199-41-6399.00-750-899000	OFFICE SUPPLIES	664.39	N
			009185	9460414	199-51-6315.00-999-899000	GEN MAINT	139.97	N
			009202	9571751	199-51-6316.00-999-899000	GEN MAINT-BUILDING MAINT	166.79	N
			009202	9671515	199-51-6316.00-999-899000	GEN MAINT-BUILDING MAINT	123.15	N
			009185	9460414	199-51-6319.00-999-899000	GEN MAINT	683.46	N
			009204	9655257	199-51-6319.00-999-899000	GEN MAINT-BUILDING MAINT	1,049.01	N
			009185	9460414	199-51-6399.00-999-899000	GEN MAINT	78.05	N
			009185	9454242	199-51-6399.00-999-899000	GEN MAINT	27.19	N
			009185	9462855	199-51-6399.00-999-899000	GEN MAINT	72.09	N
Totals for Check 079440							4,233.14	
079441	08-31-2018	R & R PRINTING & GRAP	007323	48406	199-51-6399.00-999-899000	GEN MAINT FORMS/SUPPLIES	55.72	N
079442	08-31-2018	DEBBIE REEVES	000008	SEPT -JUNE	199-11-6411.00-001-811000	INDISTRICT TRAVEL	26.93	N
079443	08-31-2018	REGION 3 EDUC. SERVI	083102	048021	313-13-6239.00-751-823000	STAFF DEV TRAINING	500.00	N
079444	08-31-2018	REGION 3 EDUC. SERVI	008511	046909	199-33-6411.00-041-899000	STAFF DEVELOPMENT	60.00	N
079445	08-31-2018	SAMANTHA REID	000008	AUG 13-30	437-11-6411.00-751-923000	INDISTRICT TRAVEL	13.08	N
079446	08-31-2018	DENISE REK	000008	JULY 23-AUG 27	437-21-6411.01-751-923000	INDISTRICT TRAVEL	19.95	N
079447	08-31-2018	REXEL OF AMERICA, LL	009208	S122347534.001	199-51-6316.00-999-899000	CAMPUS LIGHTING	779.25	N
			009208	S122347534.002	199-51-6316.00-999-899000	CAMPUS LIGHTING	13,048.75	N
Totals for Check 079447							13,828.00	
079448	08-31-2018	RIOUX HARDWARE	008352	571418	199-51-6316.00-999-899000	GEN MAINT-BUILDIN MAINT	13.17	N
			008352	571430	199-51-6316.00-999-899000	GEN MAINT-BUILDIN MAINT	7.88	N
			008352	571562	199-51-6316.00-999-899000	GEN MAINT-BUILDIN MAINT	12.16	N
			008352	571579	199-51-6316.00-999-899000	GEN MAINT-BUILDIN MAINT	12.36	N
			008352	571623	199-51-6316.00-999-899000	GEN MAINT-BUILDIN MAINT	13.98	N
			008352	571655	199-51-6316.00-999-899000	GEN MAINT-BUILDIN MAINT	16.27	N
			008352	571706	199-51-6316.00-999-899000	GEN MAINT-BUILDIN MAINT	1.98	N
			008352	571820	199-51-6316.00-999-899000	GEN MAINT-BUILDIN MAINT	9.48	N
			008352	571827	199-51-6316.00-999-899000	GEN MAINT-BUILDIN MAINT	24.99	N
			008352	571896	199-51-6316.00-999-899000	GEN MAINT-BUILDIN MAINT	17.97	N
			008352	571898	199-51-6316.00-999-899000	GEN MAINT-BUILDIN MAINT	22.85	N
			008352	571939	199-51-6316.00-999-899000	GEN MAINT-BUILDIN MAINT	24.17	N

For the Month of August

Check Nbr	Check Date	Payee	PO Nbr	Invoice Nbr	Fnd-Fnc-Obj.So-Org-Prog	Reason	Amount	EFT
			008352	571940	199-51-6316.00-999-899000	GEN MAINT-BUILDIN MAINT	.50	N
			009114	572089	199-51-6316.00-999-899000	GEN MAINT-BUILDING MAINT	24.26	N
			009114	572148	199-51-6316.00-999-899000	GEN MAINT-BUILDING MAINT	10.99	N
			009114	572116	199-51-6316.00-999-899000	GEN MAINT-BUILDING MAINT	49.25	N
			009114	572254	199-51-6316.00-999-899000	GEN MAINT-BUILDING MAINT	9.98	N
			009114	572450	199-51-6316.00-999-899000	GEN MAINT-BUILDING MAINT	98.93	N
			009114	572550	199-51-6316.00-999-899000	GEN MAINT-BUILDING MAINT	18.63	N
			009114	572554	199-51-6316.00-999-899000	GEN MAINT-BUILDING MAINT	465.77	N
Totals for Check 079448							855.57	
079449	08-31-2018	CHERYL ROITSCH	880000	AUG 1-28	437-21-6411.00-751-923000	INDISTRICT TRAVEL	152.38	N
079450	08-31-2018	RUSH BUS CENTERS	008037	3011311961	199-34-6399.00-999-899000	BUS PARTS	879.24	N
079451	08-31-2018	MANUELA SANCHEZ	083001	T-III	263-13-6411.00-999-825000	TRAVEL,MEAL,PARKING EXP	280.04	N
079452	08-31-2018	SALLY VALDEZ-SANCHE	000008	AUG 8-30	437-21-6411.01-751-923000	INDISTRICT TRAVEL	61.91	N
079453	08-31-2018	APRIL SCHMIDT	083101	TIVA CONF	199-13-6411.70-001-811000	MEAL TIP EXP	16.79	N
			083101	TIVA CONF	244-13-6411.00-001-922000	TRAVEL,MEAL,PARKING EXP	431.75	N
Totals for Check 079453							448.54	
079454	08-31-2018	SCHULENBURG ATHLET	800008	ECHS CC	199-36-6499.90-001-8910CC	ENTRY FEE	165.00	N
079455	08-31-2018	SEALY ISD	000008	JRO-18-015	199-36-6499.00-041-899W00	ECMS OAP&A+ACADEMICS	1,216.51	N
079456	08-31-2018	KRISTIN SEAY	800008	AUG 8-29	437-11-6411.00-751-923000	INDISTRICT TRAVEL	143.17	N
079457	08-31-2018	SERVICE SUPPLY OF VI	000008	700981260	199-51-6316.00-999-899000	MAINT EXP	82.58	N
079458	08-31-2018	SETON IDENTIFICATIO	009201	9337952251	199-51-6316.00-999-899000	HIGH SCHOOL & HUTCHINS	98.31	N
079459	08-31-2018	SIRIUS EDUCATION SOL	009182	0091982_08-15	199-11-6399.18-001-811Y00	US HISTORY MATERIALS	3,200.00	N
079460	08-31-2018	MATTHEW SOHRT	000008	UIL CAP CONF	199-36-6411.69-001-899W00	TRAVEL EXP	225.60	N
079461	08-31-2018	SOUTHERN SPEECH, PL	000008	1081-8/20-8/30	437-11-6216.03-751-923000	SPEECH SERVICES	7,200.00	N
079462	08-31-2018	JUSTIN SOZA	000008	EC VS	199-52-6299.00-001-891W00	FOOTBALL SCRIMMAGE SECURIT	140.00	N
079463	08-31-2018	MELISSA STRICKLAND	000008	AUG 20-27	437-11-6411.00-751-923000	INDISTRICT TRAVEL	71.99	N
079464	08-31-2018	SHERI STRNADEL	000008	VICTORIA	199-33-6411.00-103-899000	TRAVEL EXP	60.00	N
079465	08-31-2018	SUPERIOR MOTOR PAR	007067	9319-299561	199-51-6316.00-999-899000	GEN MAINT-BUILDING MAINT	127.91	N
			007067	9319-299567	199-51-6316.00-999-899000	GEN MAINT-BUILDING MAINT	221.09	N
			007736	9319-298190	199-51-6317.00-999-899000	GROUPS	3.49	N
			007736	9319-298345	199-51-6317.00-999-899000	GROUPS	41.19	N
			007736	9319-298782	199-51-6317.00-999-899000	GROUPS	17.79	N
			007736	9319-299560	199-51-6317.00-999-899000	GROUPS	75.92	N
			008109	9319-297863	199-51-6319.00-999-899000	HVAC SUPP M&O	23.59	N
			008109	9319-298105	199-51-6319.00-999-899000	HVAC SUPP M&O	19.10	N
			008109	9319-298131	199-51-6319.00-999-899000	HVAC SUPP M&O	7.99	N
			008109	9319-298530	199-51-6319.00-999-899000	HVAC SUPP M&O	31.00	N
			008109	9319-299437	199-51-6319.00-999-899000	HVAC SUPP M&O	6.99	N
			008109	9319-299559	199-51-6319.00-999-899000	HVAC SUPP M&O	51.96	N
Totals for Check 079465							628.02	

For the Month of August

Check Nbr	Check Date	Payee	PO Nbr	Invoice Nbr	Fnd-Fnc-Obj.So-Org-Prorg	Reason	Amount	EFT
079466	08-31-2018	SUTHERLANDS	009028	127803	199-51-6316.00-999-899000	CARPENTER-CAMPUS PROJECT	47.50	N
			009028	127836	199-51-6316.00-999-899000	CARPENTER-CAMPUS PROJECT	38.97	N
			009028	127856	199-51-6316.00-999-899000	CARPENTER-CAMPUS PROJECT	64.18	N
			009028	127891	199-51-6316.00-999-899000	CARPENTER-CAMPUS PROJECT	149.42	N
			009028	127956	199-51-6316.00-999-899000	CARPENTER-CAMPUS PROJECT	55.70	N
			009028	128020	199-51-6316.00-999-899000	CARPENTER-CAMPUS PROJECT	110.46	N
			009119	127771	199-51-6316.00-999-899000	GEN MAINT BUILDINGS	38.97	N
			009119	127971	199-51-6316.00-999-899000	GEN MAINT BUILDINGS	6.29	N
			009119	128092	199-51-6316.00-999-899000	GEN MAINT BUILDINGS	32.89	N
			009119	128096	199-51-6316.00-999-899000	GEN MAINT BUILDINGS	9.00	N
			009119	128097	199-51-6316.00-999-899000	GEN MAINT BUILDINGS	9.45	N
			009119	128138	199-51-6316.00-999-899000	GEN MAINT BUILDINGS	34.56	N
			009119	128140	199-51-6316.00-999-899000	GEN MAINT BUILDINGS	97.81	N
			009119	128144	199-51-6316.00-999-899000	GEN MAINT BUILDINGS	1.59	N
			009119	128157	199-51-6316.00-999-899000	GEN MAINT BUILDINGS	19.26	N
			009119	128158	199-51-6316.00-999-899000	GEN MAINT BUILDINGS	29.94	N
			009119	128166	199-51-6316.00-999-899000	GEN MAINT BUILDINGS	76.71	N
			009119	128302	199-51-6316.00-999-899000	GEN MAINT BUILDINGS	346.09	N
			009119	128307	199-51-6316.00-999-899000	GEN MAINT BUILDINGS	287.76	N
						Totals for Check 079466	1,456.55	
079467	08-31-2018	LINDA THURMOND	000008	AUG 14-29	199-11-6411.00-999-8230VI	INDISTRRICT TRAVEL	48.61	N
079468	08-31-2018	VERONICA TIJERINA	000008	6/27;6/28-VICT	199-13-6411.00-103-811000	TRAVEL EXP	125.36	N
079469	08-31-2018	BRENDA TOMPKINS	000008	AUG 13-27	240-35-6411.00-999-899000	INDISTRRICT TRAVEL	22.35	N
			000008	VICTORIA	240-35-6411.00-999-899000	TRAVEL EXP	62.68	N
						Totals for Check 079469	85.03	
079470	08-31-2018	VERONICA TOVAR	000008	AUG 15-30	199-23-6411.00-102-899000	INDISTRRICT TRAVEL	6.54	N
079471	08-31-2018	TRACTOR SUPPLY COM	009152	573475	199-34-6399.01-999-899000	SALT	75.48	N
079472	08-31-2018	TSNAP	083001	TANA MARTIN	199-31-6495.00-999-899Y00	TSNAP MEMBERSHIP DUES	40.00	N
079473	08-31-2018	UNITED AGRICULTURAL	007402	126365	199-34-6399.00-999-899000	HARDWARE FOR BUSES	5.19	N
			007071	125224	199-51-6316.00-999-899000	GEN MAINT-BUILD MAINT/SUPP	90.03	N
			007071	125229	199-51-6316.00-999-899000	GEN MAINT-BUILD MAINT/SUPP	8.59	N
			007071	125334	199-51-6316.00-999-899000	GEN MAINT-BUILD MAINT/SUPP	27.90	N
			007071	126635	199-51-6316.00-999-899000	GEN MAINT-BUILD MAINT/SUPP	150.95	N
			007071	126957	199-51-6316.00-999-899000	GEN MAINT-BUILD MAINT/SUPP	203.94	N
			008438	123435	199-51-6317.00-999-899000	GROUPS SUPPLIES & MATERIA	69.98	N
			008438	125221	199-51-6317.00-999-899000	GROUPS SUPPLIES & MATERIA	111.96	N
						Totals for Check 079473	668.54	
079474	08-31-2018	LUCIA VARGAS	083001	ESL CERT	199-11-6499.30-001-825000	ESL CERTIFICATION	134.20	N
079475	08-31-2018	ANDREA D. WALLIS	000008	1- JUL 24-AUG28	437-11-6216.00-751-923000	OCCUPATIONAL THERAPY	2,380.00	N
079476	08-31-2018	WALSH GALLEGOS TRE	083102	546122	313-13-6291.00-751-823000	STAFF DEV TRAINING	7,075.00	N
			800008	546121	437-41-6211.00-751-923000	LEGAL SERVICES-SPECIAL ED C	976.50	N
					80	Totals for Check 079476	8,051.50	

For the Month of August

Check Nbr	Check Date	Payee	PO Nbr	Invoice Nbr	Fnd-Fnc-Obj.So-Org-Prog	Reason	Amount	EFT
079477	08-31-2018	KELLY WATERS	080008	8/24;8/29-VICT	199-00-1110.00-000-800000	TRAVEL EXP	125.36	N
079478	08-31-2018	CHERYL WILLIAMS	000008	ECHS VB	199-36-6299.00-001-891W00	VOLLEYBALL GAME OFFICIAL	110.00	N
Total Checks							1,277,244.77	

End of Report

Information Only

Meeting Date: September 25, 2018

Submitted By: David Bright, Assistant Superintendent for Finance

**Consent Agenda
Business and Support
Services**

Application for Payment No. 1 – Transportation Center Fuel Tank Replacement

Summary

On June 19, 2018, Polasek Construction, Inc. was awarded a contract under competitive sealed proposal to replace the fuel tanks at the Transportation Center. The Contract Sum of \$585,792.00 was based on construction drawings, specifications and approved modifications/alternates.

The current contract sum net change by Change Orders is \$540,792.00.

We have received Application and Certification for Payment No.1, which has been certified for payment by Malcolm Gaus with RWS Architects, Inc., in the amount of \$116,565.00. This leaves a balance to finish, including retainage of \$424,227.00.

ECISD Board Policy

None.

Effective Date

September 25, 2018

Previous Board Action

On December 12, 2017, the Board approved seeking Competitive Sealed Proposals as the construction delivery method for the Transportation Center Fuel Tank Replacement project; along with the weighted criteria for evaluation of proposals.

At the regular meeting on June 19, 2018, the Board received and approved a competitive sealed proposal in the amount of \$585,792.00 from Polasek Construction.

Future Action Expected

The Board will review Applications for Payment from Polasek Construction, Inc. that have been certified by RWS Architects on a monthly basis until the conclusion of this project.

**Background Information and
Significant Issues**

None.

Fiscal Impact

Payment Recap for Transportation Center Fuel Tank Replacement

Date Approved	Application for Payment No.	Total Completed and Stored	Retainage at 5.0%	Total Earned Less Retainage	Current Payment	Total Paid To Date	Balance to Finish
		Original Contract					\$540,792.00
08/24/18	1	\$122,700.00	\$6,135.00	\$116,565.00	\$116,565.00	\$116,565.00	\$424,227.00

Student and Public Benefit	Monthly review of the Applications for Payment from the contractor that have been certified by the architects insures accounting transparency for the public on this project.
Procedural and Reporting Implications	None.
Public Comments	None.
Alternatives	None.
Other Comments and Related Issues	None
Attachments	Copy of Application and Certification for Payment No. 1
Contact Person(s)	David Bright, Assistant Superintendent for Finance
Action Required	No action required.
Recommendation	This is an information item only. Kelly Waters, Superintendent of Schools

RWS
ARCHITECTS

August 27, 2018.

El Campo Independent School District
700 West Norris Street
El Campo, Texas 77437
Attention: Ms. Kelly Waters, Supt

Re: Transportation Center
Fuel Tank Replacement
RWS Project No. 2017-10
Contractor's Application and
Certificate for Payment No. 1

Gentlemen:

Transmitted herewith are your copies of the current Contractor's Application for Payment on the subject project:

<u>Application No.</u>	<u>Period</u>	<u>Amount to be Paid</u>
1	8/24/18	\$116,565.00

We recommend payment of the amount shown and suggest you send payment directly to Polasek Construction Inc., PO Box 64, El Campo, Texas, 77347.

If there are any questions, please call.

Sincerely,



Malcolm C. Gaus, AIA
Vice President

Enclosures

cc: Contractor
File 5.1

MCG/dd

H:\2017-10\Word\AP.doc

APPLICATION AND CERTIFICATION FOR PAYMENT

AIA DOCUMENT G702

PAGE ONE OF 3 PAGES

TO OWNER: EL CAMPO ISD
 700 WEST NORRIS
 EL CAMPO, TEXAS

PROJECT: Transportation Center
 Fuel Tank Replacement

FROM CONTRACTOR: POLASEK CONSTRUCTION INC.
 3100 TIMMONS
 HOUSTON, TEXAS 77041

VIA ARCHITECT: RWS ARCHITECTS INC.
 3100 TIMMONS
 HOUSTON, TEXAS 77041

CONTRACT FOR: GENERAL CONSTRUCTION

APPLICATION NO: #1
 PERIOD TO: 8/24/18
 PROJECT NOS: #2017-10
 CONTRACT DATE: 7/5/2018

Distribution to:
 OWNER
 ARCHITECT
 CONTRACTOR

CONTRACTOR'S APPLICATION FOR PAYMENT

Application is made for payment, as shown below, in connection with the Contract. Continuation Sheet, AIA Document G703, is attached.

1. ORIGINAL CONTRACT SUM	\$ 585792.00
2. Net change by Change Orders	-45000.00
3. CONTRACT SUM TO DATE (Line 1 + 2)	540792.00
4. TOTAL COMPLETED & STORED TO DATE	122700.00
(Column G on G703)	
5. RETAINAGE:	
a. 5% of Completed Work	\$ 6135.00
(Column D + E on G703)	
b. 5% of Stored Material	0.00
(Column F on G703)	
Total Retainage (Lines 5a + 5b or	
Total in Column I of G703)	\$ 6135.00
6. TOTAL EARNED LESS RETAINAGE	116565.00
(Line 4 Less Line 5 Total)	
7. LESS PREVIOUS CERTIFICATES FOR	
PAYMENT (Line 6 from prior Certificate)	0.00
8. CURRENT PAYMENT DUE	116565.00
9. BALANCE TO FINISH, INCLUDING RETAINAGE	424227.00
(Line 3 less Line 6)	

CHANGE ORDER SUMMARY	ADDITIONS	DEDUCTS
Total changes approved in previous months by Owner		\$45,000.00
Total approved this Month		
TOTALS	\$0.00	\$45,000.00
NET CHANGES by Change Order		(\$45,000.00)

The undersigned Contractor certifies that to the best of the Contractor's knowledge, information and belief the Work covered by this Application for Payment has been completed in accordance with the Contract Documents, that all amounts have been paid by the Contractor for Work for which previous Certificates for Payment were issued and payments received from the Owner, and that current payment shown herein is now due.

CONTRACTOR: POLASEK CONSTRUCTION INC.

By: *[Signature]* Date: *8/27/18*



State of Texas County of *Wharton*
 Subscribed and sworn to before me this *24th* day of *August*, 2018
 Notary Public: *Celestina Saucedo*
 My Commission expires: *July 27, 2022*

ARCHITECT'S CERTIFICATE FOR PAYMENT

In accordance with the Contract Documents, based on on-site observations and the data comprising the application, the Architect certifies to the Owner that to the best of the Architect's knowledge, information and belief the Work has progressed as indicated, the quality of the Work is in accordance with the Contract Documents, and the Contractor is entitled to payment of the AMOUNT CERTIFIED.

AMOUNT CERTIFIED \$ *116,565.00*

(Attach explanation if amount certified differs from the amount applied. Initial all figures on this Application and on the Continuation Sheet that are changed to conform to the amount certified.)

By: *[Signature]* Date: *08-27-2018*

This Certificate is not negotiable. The AMOUNT CERTIFIED is payable only to the Contractor named herein. Issuance, payment and acceptance of payment are without prejudice to any rights of the Owner or Contractor under this Contract.

THE AMERICAN INSTITUTE OF ARCHITECTS, 1735 NEW YORK AVE., N.W., WASHINGTON, DC 20005-5232

AIA DOCUMENT G702 - APPLICATION AND CERTIFICATION FOR PAYMENT - 1992 EDITION - AIA - ©1992

CONTINUATION SHEET

AAA DOCUMENT G703

PAGE OF PAGES

AAA Document G703, APPLICATION AND CERTIFICATION FOR PAYMENT, containing Contractor's signed certification is attached.

In tabulations below, amounts are stated to the nearest dollar.

Use Column I on Contracts where variable retainage for line items may apply.

APPLICATION NO: #1

APPLICATION DATE: 8/24/18

PERIOD TO: 8/24/18

ARCHITECT'S PROJECT NO: #2017-10

Transportation / Fuel Tanks

A ITEM NO.	B DESCRIPTION OF WORK	C SCHEDULED VALUE	D WORKS COMPLETED		E THIS PERIOD	F MATERIALS PRESENTLY STORED (NOT IN D OR E)	G TOTAL COMPLETED AND STORED TO DATE (D+E+F)	H % (G+C)	I BALANCE TO FINISH (C-G)	J RETAINAGE (IF VARIABLE RATE)
			FROM PREVIOUS APPLICATION (D-A)	THIS PERIOD						
1	DIVISION 1 - GEN. REQUIREMENTS									
2	BONDS / INSURANCE	\$14,700.00	\$0.00	\$9,700.00	\$0.00	\$0.00	\$9,700.00	70.80%	\$4,000.00	\$485.00
3	PROJECT COORDINATION	\$4,500.00	\$0.00	\$500.00	\$0.00	\$0.00	\$500.00	11.11%	\$4,000.00	\$25.00
4	PROJECT SUPERVISION	\$16,500.00	\$0.00	\$2,500.00	\$0.00	\$0.00	\$2,500.00	15.15%	\$14,000.00	\$125.00
5	MISC. GENERAL CONDITIONS	\$9,200.00	\$0.00	\$2,100.00	\$0.00	\$0.00	\$2,100.00	22.73%	\$7,140.00	\$105.00
6	CONTRACT CLOSEOUT	\$400.00	\$0.00	\$0.00	\$0.00	\$0.00	\$0.00		\$400.00	\$0.00
7	OWNER CONTINGENCY	\$20,000.00	\$0.00	\$0.00	\$0.00	\$0.00	\$0.00		\$20,000.00	\$0.00
8	REMEDIAL ALLOWANCE	\$5,000.00	\$0.00	\$0.00	\$0.00	\$0.00	\$0.00		\$5,000.00	\$0.00
9	CHANGE ORDER #1	(\$45,000.00)	\$0.00	\$0.00	\$0.00	\$0.00	\$0.00		(\$45,000.00)	\$0.00
10	CONTRACTOR FEE	\$28,000.00	\$0.00	\$2,000.00	\$0.00	\$0.00	\$2,000.00	7.14%	\$26,000.00	\$100.00
11	DIVISION 2 - SITEWORK									
12	DEMOLITION	\$14,220.00	\$0.00	\$8,460.00	\$0.00	\$0.00	\$8,460.00	59.49%	\$5,760.00	\$423.00
13	BUILDING PAD	\$4,508.00	\$0.00	\$4,508.00	\$0.00	\$0.00	\$4,508.00	100.00%	\$0.00	\$235.40
14	DRILLED FOOTINGS	\$2,200.00	\$0.00	\$2,200.00	\$0.00	\$0.00	\$2,200.00	100.00%	\$0.00	\$110.00
15	CONCRETE PAVING	\$26,705.00	\$0.00	\$6,500.00	\$0.00	\$0.00	\$6,500.00	24.34%	\$20,205.00	\$325.00
16	CONCRETE TANK PAD	\$4,196.00	\$0.00	\$0.00	\$0.00	\$0.00	\$0.00		\$4,196.00	\$0.00
17	REINFORCING STEEL	\$11,232.00	\$0.00	\$11,232.00	\$0.00	\$0.00	\$11,232.00	100.00%	\$0.00	\$561.60
18	ASPHALT PAVING	\$7,400.00	\$0.00	\$0.00	\$0.00	\$0.00	\$0.00		\$7,400.00	\$0.00
19	DIVISION 3 - CONCRETE									
20	SLAB ON GRADE	\$18,230.00	\$0.00	\$0.00	\$0.00	\$0.00	\$0.00		\$18,230.00	\$0.00
21	DIVISION 5 - METALS									
22	PIPE BOLLARDS	\$8,280.00	\$0.00	\$0.00	\$0.00	\$0.00	\$0.00		\$8,280.00	\$0.00
23	DIVISION 9 - FINISHES									
24	PAINTING	\$8,600.00	\$0.00	\$0.00	\$0.00	\$0.00	\$0.00		\$8,600.00	\$0.00
25	DIVISION 13 SPECIAL CONSTRUCTION									
26	PRE-ENGINEERED METAL BLDG	\$21,139.00	\$0.00	\$0.00	\$0.00	\$0.00	\$0.00		\$21,139.00	\$0.00
27	BLDG ERECTION	\$12,300.00	\$0.00	\$0.00	\$0.00	\$0.00	\$0.00		\$12,300.00	\$0.00
28	ABOVE GROUND FUEL TANK	\$58,400.00	\$0.00	\$0.00	\$0.00	\$49,500.00	\$49,500.00	84.76%	\$8,900.00	\$2,475.00

CONTINUATION SHEET

AIA DOCUMENT G703

PAGE OF PAGES.

AIA Document G702, APPLICATION AND CERTIFICATION FOR PAYMENT, containing Contractor's signed certification is attached.

APPLICATION NO: #1

APPLICATION DATE: 9/23/18

PERIOD TO: 9/24/18

ARCHITECT'S PROJECT NO: #2017-18

In tabulations below, amounts are stated to the nearest dollar.

Use Column 1 on Contracts where variable retainage for line items may apply.

ITEM NO.	DESCRIPTION OF WORK	C SCHEDULED VALUE	D WORK COMPLETED		E THIS PERIOD	F MATERIALS PRESENTLY STORED (NOT IN D OR E)	G TOTAL COMPLETED AND STORED TO DATE (D+E+F)	H BALANCE TO FINISH (C-G)	I RETAINAGE (IF VARIABLE RATE)
			FROM PREVIOUS APPLICATION (D + E)	THIS PERIOD					
29	DIVISION 15 PLUMBING	\$4,500.00	\$0.00	\$2,500.00	\$0.00	\$0.00	\$0.500.00	\$2,000.00	\$125.00
30	PLUMBING SYSTEMS	\$4,500.00	\$0.00	\$2,500.00	\$0.00	\$0.00	\$0.500.00	\$2,000.00	\$125.00
31	DIVISION 16 - ELECTRICAL	\$35,660.00	\$0.00	\$0.00	\$0.00	\$0.00	\$0.00	\$35,660.00	\$0.00
32	ELECTRICAL SYSTEMS	\$35,660.00	\$0.00	\$0.00	\$0.00	\$0.00	\$0.00	\$35,660.00	\$0.00
33	DIVISION 18 FUEL SYSTEM	\$21,000.00	\$0.00	\$21,000.00	\$0.00	\$0.00	\$21,000.00	\$0.00	\$1,050.00
34	UG FUEL TANK REMOVAL	\$21,000.00	\$0.00	\$21,000.00	\$0.00	\$0.00	\$21,000.00	\$0.00	\$1,050.00
35	PIPING / MISC INSTALLATION	\$97,332.00	\$0.00	\$0.00	\$0.00	\$0.00	\$0.00	\$97,332.00	\$0.00
36	VEEDER ROOT SYSTEM	\$15,300.00	\$0.00	\$0.00	\$0.00	\$0.00	\$0.00	\$15,300.00	\$0.00
37	GASBOY FLEET SYSTEM	\$13,400.00	\$0.00	\$0.00	\$0.00	\$0.00	\$0.00	\$13,400.00	\$0.00
38	DIVISION 33	\$103,850.00	\$0.00	\$0.00	\$0.00	\$0.00	\$0.00	\$103,850.00	\$0.00
39	OIL / WATER SEPARATOR	\$103,850.00	\$0.00	\$0.00	\$0.00	\$0.00	\$0.00	\$103,850.00	\$0.00
		\$540,792.00	\$0.00	\$73,260.00	\$49,500.00	\$122,700.00	\$418,092.00	42.32%	\$6,135.00

Users may obtain validation of this document by requesting of the license a completed AIA Document D401 - Certification of Document's Authenticity

Information Only

Meeting Date: August 28, 2018
Submitted by: David Bright, Assistant Superintendent for Finance

**Consent Agenda
Business and Support
Services**

Report on Progress Meeting No. 2 – Transportation Center Fuel Tank Replacement

Summary

Progress Meeting No. 2 was held on September 13, 2018. The following is a list of the work completed and the projected work reviewed and discussed at each meeting:

Progress Meeting No. 2 – September 13, 2018

Work Completed

1. Concrete drilled footings complete
2. Concrete formwork for bldg. foundation 90% complete
3. Concrete beams at above ground fuel tank complete
4. Rough-in of domestic water to fuel island complete
5. Concrete paving at existing covered area complete
6. Underground fuel piping and controls rough-in ongoing
7. Underground electrical rough-in ongoing
8. Site fabrication of steel reinforcing for slab 90% complete

Projected Work

9. Complete underground fuel piping and controls conduits
10. Complete underground electrical conduit rough-in
11. Complete fuel dispenser sump installation
12. Complete fuel island form installation
13. Begin grade beam excavation at slab on grade
14. Begin installation of vapor barrier and reinforcing steel

ECISD Board Policy

None.

Effective Date

September 13, 2018

Previous Board Action

During the construction phase of this project we will designate a section of the consent agenda each month to review and/or discuss construction issues.

Future Action Expected

During the construction phase of this project we will designate a section of the consent agenda each month to review and/or discuss construction issues.

Background Information and Significant Issues None

Fiscal Impact The Original Construction Cost for this project is **\$585,792.00**, which includes the following allowances:

Approved Change Proposals:

- **No. 1** – Provide concrete containment structure in lieu of oil and water separator **-\$45,000.00**.

Proposals Change Proposals:

- **No. 2** – Provide temporary fuel storage tanks for Owner’s use. TBD based on period of time needed.
- **No. 3** – Provide 15K gallon capacity fuel tank in lieu of original specified capacity \$15,700.
- **Owners Contingency.....\$10,000.00**
 - CPR No. 1**-\$45,000.00**
 - CPR No. 3\$15,700.00
 - **Balance\$39,300.00**

Student and Public Benefit The Board and the general public are appropriately informed about the progress on the capital improvement projects.

Procedural and Reporting Implications None.

Public Comments None.

Alternatives None.

Other Comments and Related Issues None.

Attachments

- Construction Project Meeting No. 2, September 13, 2018

Contact Person(s) David Bright, Assistant Superintendent of Finance & Operations

Action Required No action required.

Superintendent’s Recommendation Information only.

Kelly Waters, Superintendent of Schools



POLASEK CONSTRUCTION, INC.

GENERAL CONTRACTORS • COMMERCIAL • RESIDENTIAL • DESIGN BUILD

Date: Thursday, September 13, 2018

El Campo ISD
Transportation Center Fule Tank Replacement

Time: 8:00 AM

Location: Admin Conf Room

PROGRESS MEETING NO. 2

AGENDA

1. Review Previous Weeks Meeting Minutes
 - a. Status of action items
 - b. Comments or Changes
2. Review Logs - Discuss Outstanding Issues
 - a. RFI Logs
 - b. Submittal Logs
 - c. Minor Changes & Clarifications
 - d. Change Proposal Request & Change Proposals
 - e. Allowance Expenditure Authorizations
3. Review Schedule
 - a. Review work progress since previous meeting
 - b. Overall construction schedule and 3 week look ahead
 - c. Identify any material delivery issues or issues that may create delays
 - d. Change Proposal Request & Change Proposals
4. Review Field and Quality Control Issues
 - a. Previous week activity: Observations, problems, conflict, field directives
 - b. Schedule pre-installation conferences this week
 - c. Schedule inspections this week
 - d. Other issues and questions
5. New Issues
 - a. Polasek Construction, Inc.
 - b. El Campo Independent School District
 - c. RWS Architects Incorporated
6. Scheduled Meetings
 - a. Progress Meeting Number 03 to be held on Thursday, September 27, 2018 at the PCI job trailer.



POLASEK CONSTRUCTION, INC.

GENERAL CONTRACTORS • COMMERCIAL • RESIDENTIAL • DESIGN BUILD

MEETING MINUTES - Transportation Center Fuel Tank Replacement

Date of Issue: 09/13/18

Date of Meeting: 08/16/18

Place of Meeting: ECISD Admin Building

Time of Meeting: 10:00 AM

Subject: Progress Meeting # 1

Present:

Kelly Waters, Superintendent	El Campo ISD	
Jeff Balcar	El Campo ISD	
David Bright	El Campo ISD	(absent)
Malcolm Gaus	RWS Architects, Inc.	
Greg Polasek	Polasek Construction, Inc.	
Kevin Stehling	Polasek Construction, Inc.	
Tom Coblentz	Polasek Construction, Inc.	(absent)

Distribution:

Submitted By: Greg Polasek, Project Manager, Polasek Construction, Inc.

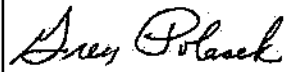
Item No.	Item Description	Responsibility	Due Date	Status
1.0 Mtg 0	<u>PREVIOUS ISSUES:</u> 0.01 N/A			
2.0	<u>A. CONSTRUCTION PROGRESS:</u> 1 Fuel island demolition complete 2 Concrete pavement demolition complete 3 Electrical demolition complete 4 Underground fuel tank removal complete 5 Soils testing and approval for contaminants complete 6 Soil reporting documents received 7 Backfill of tank excavation complete 8 Select fill and compaction at building pad complete 9 Building and drilled footing layout complete 10 Concrete steel reinforcing delivery complete 11 Site fab of drilled footing steel complete			

Item No.	Item Description	Responsibility	Due Date	Status
	<p><u>B. PROJECTED WORK:</u></p> <ol style="list-style-type: none"> 1 Rough-in underground domestic water to fuel island 2 Drill and pour concrete drilled footings 3 Begin concrete form installation 4 Prep and pour concrete beams for fuel tank 5 Prep and pour concrete paving at existing covered area 6 Begin underground electrical rough-in 7 Begin installation of underground fuel piping 8 9 10 			
3.0	<p><u>C. MATERIALS DELIVERY ISSUES / DELAYS:</u></p> <ol style="list-style-type: none"> 1. <p><u>FIELD ISSUES AND QUALITY CONTROL:</u></p> <ol style="list-style-type: none"> 1. <p><u>Comments related to construction activity</u></p> <p><u>Scheduled pre-installation conferences:</u></p> <ol style="list-style-type: none"> 1. 			
4.0	<p><u>DOCUMENT STATUS LOGS:</u></p> <p><u>Submittal Log reviewed with the following comments:</u></p> <p>Outstanding:</p> <p>Current:</p> <p>4.1 <u>RFI Log reviewed:</u></p> <p>None</p> <p>4.2 <u>CPR / AEA Log reviewed:</u></p> <p>Outstanding: None</p> <p>Current:</p> <p><u>Note:</u></p> <p><u>Minor Changes and Clarifications:</u> None</p>			

Item No.	Item Description	Responsibility	Due Date	Status
5.0	<u>NEW ISSUES</u>			
Mtg 1	1.01 Malcolm to contact SEG regarding orientation of precast concrete containment structures. SEG to provide drawings in response to RFI 2	RWS/SEG		Open
	1.02 Discussion concerning conditions of existing PEMB roof sheeting and framing. PCI to provide pricing for replacement.	PCI		Open
	1.03 Discussed location of alarm system for leak detection. All agreed to place in hallway of secretaries office.	PCI		Closed
	1.04			

Next Team Meeting 8/30/2018 @ 8:00 am

The preceding summation is our interpretation of the items discussed at the referenced meeting. Any persons desiring to add to or otherwise correct the minutes are requested to put their comments in writing to the project manager on or before the next meeting. Otherwise, the minutes will stand as written.



 Greg Polasek
 Project Manager
 Polasek Construction, Inc.

END OF MINUTES



POLASEK CONSTRUCTION, INC.

GENERAL CONTRACTORS • COMMERCIAL • RESIDENTIAL • DESIGN BUILD

EL Campo ISD Transportation Center Fuel Tank Replacement

Project Overview

Meeting Location:	Administration Bldg. El Campo, Texas	Date:	9/13/2018
		Time:	8:00 AM

1. SCHEDULE AND PROGRESS:

A. WORK COMPLETED

1. Concrete drilled footings complete
2. Concrete formwork for bldg foundation 90% complete
3. Concrete beams at above ground fuel tank complete
4. Rough-in of domestic water to fuel island complete
5. Concrete paving at existing covered area complete
6. Underground fuel piping and controls rough-in ongoing
7. Underground electrical rough-in ongoing
8. Site fabrication of steel reinforcing for slab 90% complete
- 9.
- 10.
- 11.
- 12.

B. PROJECTED WORK:

1. Complete underground fuel piping and controls conduits
2. Complete underground electrical conduit rough-in
3. Complete fuel dispenser sump installation
4. Complete fuel island form installation
5. Begin grade beam excavation at slab on grade
6. Begin installation of vapor barrier and reinforcing steel
- 7.
- 8.
- 9.
- 10.
- 11.
- 12.

2. FIELD ISSUES

A. OUTSTANDING

- 1.
- 2.

B. CURRENT

- 1.
- 2.
- 3.

El Campo Independent School District



1. Concrete prep at existing open bay



2. Concrete beams for fuel storage tank



3. Concrete placement at existing open bay



4. Excavation for underground fuel piping



5. Fuel dispenser sump prep



6. Equipment sump

CHANGE PROPOSAL REQUEST LOG

Project: Transportation Center Fuel Tank Replacement
Architect: RWS Architects
Contractor: Polasek Construction, Inc.
 El Campo Independent School District
Project No.: 2017-10
 9/13/2018



CPR NO.	DATE ISSUED	DESCRIPTION OF CHANGE	DWGS	FUNDING SOURCE	DATE PRICING SUBMITTED	DATE PRICING APPROVED	ESTIMATED/ PENDING CPR AMOUNT	APPROVED CPR AMOUNT	CO#	AEA ISSUE DATE	COMMENTS
01	07/05/18	1. Provide concrete containment structure in lieu of oil and water separator.	Y	Cont.	07/05/18	07/05/18		(\$45,000.00)			
02	07/17/18	1. Provide temporary fuel storage tanks for Owner's use.	N	Cont.		07/17/18	TBD				
03	07/19/18	1. Provide 15K gallon capacity fuel tank in lieu of original specified capacity.	Y	Cont.	07/19/18	07/19/18	\$15,700.00				Verbal Approval
04											
05											
05A											
06											
07											
08											
TOTALS FOR CPR'S							\$15,700.00	(\$45,000.00)			

SUMMARY (ALLOWANCES)

Owner Contingency

\$ 10,000.00

TOTAL ALLOWANCE AMOUNT

\$ 10,000.00

CPR TOTAL APPROVED TO DATE

(\$45,000.00)

REMAINING BALANCE AFTER APPROVED CPRs

\$ 55,000.00

TOTAL ESTIMATED/ PENDING CPRs

\$15,700.00

REMAINING BALANCE AFTER PENDING AND APPROVED CPRs

\$ 39,300.00

Information Only

Meeting Date: September 25, 2018

Submitted by: David Bright, Assistant Superintendent for Finance

**Consent Agenda
Business and Support
Services**

Annual Review of FIRST Criteria

Summary

According to state statute, the district must prepare and publish an annual financial management report. The report must include a description of the District's financial management performance based on set of performance indicators developed by the Texas Education Agency. The Agency's performance indicators are known as the *Financial Integrity Rating System of Texas (FIRST)*.

The Board is required to hold a public hearing on the report, and must give notice of the hearing to property owners and to parents of District students. The public hearing is to be held in the District's facilities within two months of receipt of a financial accountability rating.

At the hearing, the annual financial management report is to be disseminated to parents and taxpayers in attendance.

ECISD Board Policy

BR (LEGAL), REPORTS

Effective Date

September 1, 2018

Previous Board Action

The Board annually reviews the rating criteria at a meeting prior to the presentation of the FIRST rating at a public hearing.

Future Action Expected

The Board annually reviews the rating criteria at a meeting prior to the presentation of the FIRST rating at a public hearing.

**Background Information and
Significant Issues**

As means of reviewing the FIRST indicators before the publication of this year's report, we have attached a document that goes through each of the indicators and provides a brief explanation of how the ratings are assessed.

Fiscal Impact

None.

Student and Public Benefit	A financial management accountability system ensures that the appropriate measures are being taken to effectively manage taxpayer funds.
Procedural and Reporting Implications	None.
Public Comments	None.
Alternatives	None.
Other Comments and Related Issues	None.
Attachments	<ul style="list-style-type: none"> • FIRST – How Ratings Are Assessed
Contact Person(s)	David Bright, Assistant Superintendent for Finance and Operations
Action Required	No Action Required. This is an information report only.
Superintendent's Recommendation	Information only. Kelly Waters, Superintendent of Schools



How Ratings are Assessed

Rating Worksheet

Preliminary ratings are released by Texas Education Agency every calendar year during the summer. The Commissioner's Rules for School FIRST are contained in Title 19, Texas Administrative Code, Chapter 109, Subchapter AA, Commissioner's Rules Concerning Financial Accountability Rating System.

The School FIRST Communications Kit was updated in August 2017 to include changes in the Commissioner's Rule for School FIRST that were finalized in May 2017. The last time major changes were implemented in the Commissioner's Rule was in August 2015 in accordance with HB 5, Section 49, 83rd Texas Legislature, Regular Session, 2013. House Bill 5 amended Section 39.082 Texas Education Code to require the commissioner of education to include processes in the financial accountability rating system for anticipating the future financial solvency of each school district and open-enrollment charter school.

The changes to the School FIRST system implemented by the Texas Education Agency in August 2015 are being phased-in over three years. During the phase-in period, the new School FIRST system has separate worksheets for rating years 2014-2015, 2015-2016, and 2016-2017 and subsequent years.

The questions a school district must address in completing the worksheet used to assess its financial management system can be confusing to non-accountants. The following is a layman's explanation of what the questions mean—and what your district's answers can mean to its rating.

1. Was the complete annual financial report (AFR) and data submitted to the TEA within 30 days of the November 27 or January 28 deadline depending on the school district's fiscal year end date of June 30 or August 31, respectively?

A simple indicator. Was your Annual Financial Report filed by the deadline?

2. Review the AFR for an unmodified opinion and material weaknesses. The school district must pass 2.A to pass this indicator. The school district fails indicator number 2 if it responds "No" to indicator 2.A. or to both indicators 2.A and 2.B.

2.A. Was there an unmodified opinion in the AFR on the financial statements as a whole? (The American Institute of Certified Public Accountants (AICPA) defines unmodified opinion. The external independent auditor determines if there was an unmodified opinion.)?

A "modified" version of the auditor's opinion in your annual audit report means that you need to correct some of your reporting or financial controls. A district's goal, therefore, is to receive an "unmodified opinion" on its Annual Financial Report. 2.A. is a simple "Yes" or "No" indicator (see instructions under "2." for evaluating performance under "2.A" and "2.B." to arrive at the score for "2.").

2.B. Did the external independent



How Ratings are Assessed

auditor report that the AFR was free of any instance(s) of material weaknesses in internal controls over financial reporting and compliance for local, state, or federal funds? (The AICPA defines material weakness.)

A clean audit of your Annual Financial Report would state that your district has no material weaknesses in internal controls. Any internal weaknesses create a risk of your District not being able to properly account for its use of public funds, and should be immediately addressed. 2.B. is a simple "Yes" or "No" indicator (see instructions under "2." for evaluating performance under "2.A" and "2.B" to arrive at the score for "2.").

3. Was the school district in compliance with the payment terms of all debt agreements at fiscal year end? (If the school district was in default in a prior fiscal year, an exemption applies in following years if the school district is current on its forbearance or payment plan with the lender and the payments are made on schedule for the fiscal year being rated. Also exempted are technical defaults that are not related to monetary defaults. A technical default is a failure to uphold the terms of a debt covenant, contract, or master promissory note even though payments to the lender, trust, or sinking fund are current. A debt agreement is a legal agreement between a debtor (= person, company, etc. that owes money)

and their creditors, which includes a plan for paying back the debt.)

This indicator seeks to make certain that your district has timely paid all bills/obligations, including financing arrangements to pay for school construction, school buses, photocopiers, etc.

4. Did the school district make timely payments to the Teachers Retirement System (TRS), Texas Workforce Commission (TWC), Internal Revenue Service (IRS), and other government agencies?

This indicator seeks to make sure the district fulfilled its obligation to the TRS, TWC and IRS to transfer payroll withholdings and to fulfill any additional payroll-related obligations required to be paid by the district.

5. Was the total unrestricted net asset balance (Net of the accretion of interest for capital appreciation bonds) in the governmental activities column in the Statement of Net Assets greater than zero? (If the school district's change of students in membership over 5 years was 10 percent or more, then the school district passes this indicator.)

This indicator simply asks, "Did the district's total assets exceed the total amount of liabilities (according to the very first financial statement in the annual audit report)?" Fortunately this indicator recognizes that high-growth districts incur large amounts of debt to fund construction, and that total debt



How Ratings are Assessed

may exceed the total amount of assets under certain scenarios.

6. Was the number of days of cash on hand and current investments in the general fund for the school district sufficient to cover operating expenditures (excluding facilities acquisition and construction)?

This indicator measures how long in days after the end of the fiscal the school district could have disbursed funds for its operating expenditures without receiving any new revenues. Did you meet or exceed the target amount in School FIRST?

7. Was the measure of current assets to current liabilities ratio for the school district sufficient to cover short-term debt?

This indicator measures whether the school district had sufficient short-term assets at the end of the fiscal year to pay off its short-term liabilities. Did you meet or exceed the target amount in School FIRST?

8. Was the ratio of long-term liabilities to total assets for the school district sufficient to support long-term solvency? (If the school district's change of students in membership over 5 years was 10 percent or more, then the school district passes this indicator.)

This question is like asking someone if their mortgage exceeds the market value of their home. Were you below the cap for this ratio in School FIRST? Fortunately this indicator recognizes that high-growth districts incur additional operating costs to open new instructional campuses.

9. Did the school district's general fund revenues equal or exceed expenditures (excluding facilities acquisition and construction)? If not, was the school district's number of days of cash on hand greater than or equal to 60 days?

This indicator simply asks, "Did you spend more than you earned?" (the school district will automatically pass this indicator, if the school district had at least 60 days cash on hand.)

10. Was the debt service coverage ratio sufficient to meet the required debt service?

This indicator asks about the school district's ability to make debt principal and interest payments that will become due during the year. Did you meet or exceed the target amount in School FIRST?

11. Was the school district's administrative cost ratio equal to or less than the threshold ratio?

This indicator measures the percentage of their budget that Texas school districts spent on administration. Did you exceed the cap in School FIRST for districts of your size?

12. Did the school district not have a 15 percent decline in the students to staff ratio over 3 years (total enrollment to total staff)? (If the student enrollment did not decrease, the school district will automatically pass this indicator.)

If the school district had a decline in students over 3 school years, this



How Ratings are Assessed

indicator asks if the school district decreased the number of the staff on the payroll in proportion to the decline in students. (The school district automatically passes this indicator if there was no decline in students.)

This indicator asks if the district had to ask for an easy payment plan to return monies to TEA after spending the overpayment from the Foundation School Program state aid.

13. Did the comparison of Public Education Information Management System (PEIMS) data to like information in the school district's AFR result in a total variance of less than 3 percent of all expenditures by function?

This indicator measures the quality of data reported to PEIMS and in your Annual Financial Report to make certain that the data reported in each case "matches up." If the difference in numbers reported in any fund type is 3 percent or more, your district "fails" this measure.

14. Did the external independent auditor indicate the AFR was free of any instance(s) of material noncompliance for grants, contracts, and laws related to local, state, or federal funds? (The AICPA defines material noncompliance.)

A clean audit of your Annual Financial Report would state that your district has no material weaknesses in internal controls. Any internal weaknesses create a risk of your District not being able to properly account for its use of public funds, and should be immediately addressed.

15. Did the school district not receive an adjusted repayment schedule for more than one fiscal year for an overallocation of Foundation School Program (FSP) funds as a result of a financial hardship?

Consent Agenda

Personnel	Consider Increase to Substitute Teacher Compensation																								
Summary	<p>Quality substitute teachers is a concern in all districts. Increase in substitute pay may encourage more certified teachers, including retired certified teachers, to substitute for the district.</p> <p>Substitute pay was increased by \$5.00 to keep in compliance with the increase in the minimum wage at the October 2011 board meeting.</p> <p>The LOCAL policy states that the rates for substitute pay shall be set by the Board and recorded in the Board minutes.</p> <p>The following chart reflects the current and proposed substitute teacher compensation rates:</p> <table border="1" style="margin-left: auto; margin-right: auto;"> <thead> <tr> <th></th> <th style="text-align: center;">Current Daily Rate</th> <th style="text-align: center;">Proposed Daily Rate</th> </tr> </thead> <tbody> <tr> <td>Regular Non-Degreed</td> <td style="text-align: center;">\$60.00</td> <td style="text-align: center;">\$65.00</td> </tr> <tr> <td>Long Term Non-Degreed</td> <td style="text-align: center;">\$65.00</td> <td style="text-align: center;">\$70.00</td> </tr> <tr> <td>Regular Degreed</td> <td style="text-align: center;">\$70.00</td> <td style="text-align: center;">\$75.00</td> </tr> <tr> <td>Long Term Degreed</td> <td style="text-align: center;">\$75.00</td> <td style="text-align: center;">\$80.00</td> </tr> <tr> <td>Regular Certified</td> <td style="text-align: center;">\$90.00</td> <td style="text-align: center;">\$95.00</td> </tr> <tr> <td>Long Term Certified</td> <td style="text-align: center;">\$125.00</td> <td style="text-align: center;">\$130.00</td> </tr> <tr> <td>Nurse Substitute</td> <td style="text-align: center;">\$60.00-125.00</td> <td style="text-align: center;">\$90.00</td> </tr> </tbody> </table> <p><i>A Long Term substitute is defined as 10 or more consecutive days in the same position with no break in service.</i></p>		Current Daily Rate	Proposed Daily Rate	Regular Non-Degreed	\$60.00	\$65.00	Long Term Non-Degreed	\$65.00	\$70.00	Regular Degreed	\$70.00	\$75.00	Long Term Degreed	\$75.00	\$80.00	Regular Certified	\$90.00	\$95.00	Long Term Certified	\$125.00	\$130.00	Nurse Substitute	\$60.00-125.00	\$90.00
	Current Daily Rate	Proposed Daily Rate																							
Regular Non-Degreed	\$60.00	\$65.00																							
Long Term Non-Degreed	\$65.00	\$70.00																							
Regular Degreed	\$70.00	\$75.00																							
Long Term Degreed	\$75.00	\$80.00																							
Regular Certified	\$90.00	\$95.00																							
Long Term Certified	\$125.00	\$130.00																							
Nurse Substitute	\$60.00-125.00	\$90.00																							
ECISD Board Policy	DPB (LOCAL), PERSONNEL POSITIONS: SUBSTITUTE, TEMPORARY, AND PART-TIME POSITIONS																								
Effective Date	September 25, 2018																								
Previous Board Action	None.																								
Future Action Expected	None.																								
Background Information and Significant Issues	<p>2017-18 Substitute report from AESOP</p> <p style="padding-left: 40px;">Absences with substitutes needed - 5821 (teachers & paras)</p>																								

Absences filled – 5370
Not filled – 451

- \$5.00 increase would cost \$29,105
- The average cost of a substitute is \$68.24

Fiscal Impact	\$29,105
Student and Public Benefit	Students will benefit by having more qualified individuals for substitutes in the absence of their regular classroom teacher.
Procedural and Reporting Implications	Substitute teacher rates will be recorded in the board minutes by LOCAL policy.
Public Comments	None.
Alternatives	None.
Other Comments and Related Issues	None.
Attachments	None
Contact Person(s)	Kelly Waters, Superintendent of Schools Terese Faas, HR Coordinator
Action Required	Approve as Part of the Consent Agenda
Superintendent's Recommendation	Approve as Part of the Consent Agenda Kelly Waters, Superintendent of Schools

Action Required

Consent Agenda: Personnel	Approval of 2018-2019 Attendance Review Committees
Summary	<p>According to LOCAL policy the Board is to establish an attendance committee or as many committees as necessary for the efficient implementation of <i>Education Code § 25,092</i>, which states that a student must not be given credit for a class unless the student is in attendance for at least 90 percent of the days the class is offered.</p> <p>This section of the <i>Education Code</i> further states that the board of trustees of each school district shall appoint one or more attendance committees to hear petitions for class credit by students who are in attendance fewer than the number Of days required.</p> <p>LOCAL policy further states that the Superintendent or designee shall make the specific appointments in accordance with legal requirements. The committee must consist of ten members with no fewer than four to make a quorum. Committee members are to serve for one school year.</p> <p>LEGAL policy requires that classroom teachers must comprise a majority of the attendance committee.</p>
ECISD Board Policy	FEC (LOCAL), ATTENDANCE: ATTENDANCE FOR CREDIT
Effective Date	September 25, 2018
Previous Board Action	The Board should annually approve the members of the Attendance Committees as appointed by the Superintendent.
Future Action Expected	The Board should annually approve the members of the Attendance Committees as appointed by the Superintendent.
Background Information and Significant Issues	<p>A student and the student's parent or guardian shall be given written notice prior to and at such time when the student's attendance in any class drops below 90 percent of the days the class is offered (typically 18 days absent for the year). At that point the student loses credit for non-attendance.</p> <p>When a student's attendance drops below 90 percent but remains at least at 75 percent of the days the class is offered, the student may regain credit for the class by completing a plan approved by the campus principal. If the student fails to successfully complete the plan, or the student's attendance drops below 75 percent, the student, parent, or representative may request award of credit by submitting a written petition with supporting documentation to the appropriate attendance committee. (The committee may review the records of all student whose attendance drops below 90 percent of the days</p>

the class is offered, whether a petition is file or not.) Campus principals may review the documentation to verify extenuating circumstances and may recommend to the attendance committee that documented absences are excused,


The attendance committee then shall review the student's entire attendance records and the reasons for absences and shall determine whether or not to award credit.

Fiscal Impact	None.
Student and Public Benefit	Students who lose credit for a class because they failed to attend class at least 75 percent of the time the class is offered have the opportunity to petition the Attendance Committee for credit.
Procedural and Reporting Implications	None.
Public Comments	None.
Alternatives	None.
Other Comments and Related Issues	<p>Students who have lost credit because of excessive absences may regain credit by fulfilling the requirements established by the attendance committee.</p> <p>The policy contains guidelines on extenuating circumstances, documentation, and imposing conditions for awarding credit. The policy also provides for an appeals process to the committee's decision.</p>
Attachments	List of recommended Attendance Committee members from each campus.
Contact Person(s)	Campus Principals
Action Required	Motion, second and majority vote to approve the members of the 2018-2019 Attendance Review Committees.
Superintendent's Recommendation	<p>I recommend that you approve the membership of the 2018-2019 Attendance Review Committees as a part of the consent agenda.</p> <p>Kelly Waters, Superintendent of Schools</p>

Consent Agenda

Curriculum and Instruction	Approve Updated District Gifted and Talented Plan
Summary	During the 17-18 school year, the district's Gifted and Talented Program was audited by Region 3 ESC, based on the recommendations and findings the GT plan has been updated.
ECISD Board Policy	EHBB (Legal) – SPECIAL PROGRAMS, GIFTED AND TALENTED STUDENTS
Effective Date	August 2018
Previous Board Action	The evaluation of the GT Program was presented at the May 15, 2018 meeting.
Future Action Expected	The Board periodically reviews the district's Gifted and Talented Program Evaluation.
Background Information and Significant Issues	In addition to this LOCAL policy, the 78th Legislature enacted House Bill 3459. This legislation added § 7.027 to the Texas Education Code. Paragraph (b) of this statute states: The board of trustees of a school district or the governing body of an open-enrollment charter school has primary responsibility for ensuring that the district or school complies with all applicable requirements of state educational programs.
Student and Public Benefit	The updated plan will support the district in providing our gifted students with the required state components of the program.
Procedural and Reporting Implications	None.
Alternatives	None.
Other Comments and Related Issues	None.
Attachments	ECISD Gifted & Talented Plan
Contact Person(s)	Dolores A. Trevino, Assistant Superintendent of Curriculum and Instruction and Laura Pustejovsky, Special Populations Coordinator
Action Required	Approval of updated GT Plan as Part of the Consent Agenda.
Superintendent's Recommendation	Approve as Part of the Consent Agenda Kelly Waters, Superintendent of Schools

EL CAMPO INDEPENDENT SCHOOL DISTRICT



DISTRICT PLAN FOR THE EDUCATION OF GIFTED/TALENTED STUDENTS

Nondiscrimination

El Campo ISD *does not discriminate on the basis of race, religion, color, national origin, economic status, sex, or disability in providing education services, activities, and programs, including vocational programs in accordance with Title VI of the Civil Rights Act of 1964, as amended; Title IX of the Educational Amendments of 1972; and Section of the Rehabilitation Act of 1973, as amended.*

TABLE OF CONTENTS

Gifted/Talented Program Overview.....	2
District Philosophy	2
District Definition for Gifted and Talented.....	2
Program Goals and Objectives	2
Student Assessment and Identification.....	3
Identification	3
Dissemination of Information.....	3
Referral	3
Assessment	4
Assessment Time Line	4
Determination of Need/Participation	5
Reassessment.....	6
Appeals.....	6
Transfer Students	6
Furloughs.....	6-8
Program Design.....	8
Service Delivery.....	9
Curriculum and Instruction	9
Professional Development	10
Teachers.....	10
Administrators, Counselors, and Committee Members.....	10
Family-Community Involvement.....	10-11



GIFTED/TALENTED PROGRAM OVERVIEW

EL CAMPO ISD GIFTED/TALENTED PHILOSOPHY

The El Campo Independent School District recognizes that gifted and talented students are a unique population, differing significantly from their peers in abilities, interests, and psychological maturity. They come from all diverse backgrounds and all socioeconomic levels with abilities and talents ranging across a wide spectrum of human achievement. We believe that gifted and talented individuals have special characteristics and learning styles and that their potential for accomplishment is such that they require special provisions, experiences, and services not provided for in the regular instructional program. The philosophy of El Campo ISD is to provide gifted and talented students differentiated instruction that challenges the students. The district will establish and provide programs for gifted and talented students to work together, independently, as well as with other students under the guidance of trained teachers in an atmosphere that is intellectually and academically rigorous and which fosters 21st Century Learning Skills.

DISTRICT DEFINITION OF GIFTED

Gifted/Talented students in El Campo ISD shall be defined as those students who have been identified in general intellectual abilities. The placement in the G/T program will be made by the Campus G/T Committee based upon the preponderance of evidence and on the best educational placement for the student. Access to assessment and if needed services is available to all populations of the district.

PROGRAM GOAL AND OBJECTIVES

The program goal is to provide educational experiences appropriate for identified K-12 Gifted/Talented students so that each will demonstrate significantly advanced skills in self-directed learning, thinking, research, and communication evidenced by innovative products and performances that show depth and complexity of understanding.

Common Characteristics of Gifted Individuals

Because gifted children are so diverse, not all exhibit all characteristics all of the time. However, there are common characteristics that many gifted individuals share:

- Unusual alertness, even in infancy
- Rapid learner; puts thoughts together quickly
- Excellent memory
- Unusually large vocabulary and complex sentence structure for age
- Advanced comprehension of word nuances, metaphors and abstract ideas
- Enjoys solving problems, especially with numbers and puzzles
- Often self-taught reading and writing skills as preschooler
- Deep, intense feelings and reactions
- Highly sensitive
- Thinking is abstract, complex, logical, and insightful
- Idealism and sense of justice at early age
- Concern with social and political issues and injustices
- Longer attention span and intense concentration
- Preoccupied with own thoughts—daydreamer
- Learn basic skills quickly and with little practice
- Asks probing questions
- Wide range of interests (or extreme focus in one area)
- Highly developed curiosity
- Interest in experimenting and doing things differently
- Puts idea or things together that are not typical
- Keen and/or unusual sense of humor
- Desire to organize people/things through games or complex schemas
- Vivid imaginations (and imaginary playmates when in preschool)

Reproduced by permission from: Webb, J., Gore, J., Amend, E., DeVries, A. (2007). *A parent's guide to gifted children*. Tuscon, AZ: Great Potential Press, www.greatpotentialpress.com.

STUDENT ASSESSMENT & IDENTIFICATION

IDENTIFICATION

El Campo ISD has board approved identification procedures and processes for students K-12 for the services of the Gifted/Talented Program. These procedures meet State requirements (§29.121 & TAC 89.1) and have been designed to ensure the identification of any student who demonstrates educational need for the services of the program under the established guidelines. ECISD assures that all populations of the district have access to assessment and, if identified, services will be offered as part of the program for gifted/talented students. Any student **enrolled** in ECISD is eligible for Referral, Assessment, and Placement in the G/T program if they demonstrate an educational need for gifted/talented services.

DISSEMINATING INFORMATION

Parents are informed of the identification policies and procedures through the district or campus handbook, and/or the district website, and/or the District G/T Brochure and/or by request of the written policy and procedures for the Gifted/Talented program. In addition, parent awareness sessions are held annually.

REFERRAL

Through an open referral system, efforts are made to secure nominations from any person familiar with a student's abilities, potential performance, and/or past performance. Students may be referred by one of the following: parent/guardian, student (self or peer), principal, counselor, teacher, librarian, community member. During the referral period, G/T referral packets may be picked up at each ECISD campuses. Written parent or guardian permission is required to assess a student. The annual referral deadline will be part of the public notification. Failure by the parent to return the signed consent form by the publicized date will end the referral process. These forms are located at each campus office, or you may visit www.ecisd.org

If a parent does not want his/her child to be assessed, this information will be documented, and no further action will be taken.

Special effort is made to secure nominations of students who are culturally diverse, economically disadvantaged, or who have special needs.

Annually, the district shall ensure that information about gifted and talented referral/selection procedures is publicized and available to parents and community members (through the local newspaper, web page/social media, email/letters). An annual fall informational session for anyone considering the referral of students for the GT Program will be held.

Students who are **not** currently enrolled in an ECISD campus (private school and homeschool students) will **not** be assessed for G/T services. They may be referred once they are **enrolled** and **attending** ECISD and will be assessed during the next assessment window.

ASSESSMENT

The counselor on each campus is responsible for organizing a Campus G/T Committee composed of professional staff members. This committee is composed of the campus principal, Coordinator of Special Programs, the campus counselor, and GT trained teachers all of whom have had Nature and Needs of Gifted Students at the minimum and preferable their 30 hours mandated G/T training.

This committee compiles and organizes available data to facilitate decision-making for the selection of the students consistent with district policy and procedures. The process will not discriminate against students with regard to race, color, creed, religious affiliation, sex, or disability.

In order to assess students for the GT Program, data is collected from various sources and instruments. To ensure student equity, data from both qualitative and quantitative measures must be used in the identification process. Sources and instruments may include but are not limited to: the Cognitive Abilities Test (CogAT); the Iowa Test of Basic Skills, the Gates or Renzulli Hartman Teacher Rating Scales. Additionally, the Slocumb-Payne Observational Inventory will be used to help find and identify students from diverse backgrounds and the Logramos as an Achievement Test for our ELs.

The counselor at each campus will maintain confidentiality of the records for the assessments. These records will be placed in a green folder inside each student's permanent folder who is assessed for the gifted/talented program.

The Campus Counselor is available to confer with the parent/guardian to explain findings of the committee and the rationale for the decision. All collected data will be available to parents. If the parent does not agree with the decision, the appeals process shall be followed.

ASSESSMENT TIMELINE

Referral procedures published in local newspaper and on district website, social media and District G/T Informational Meeting	Early October
Referrals accepted from parents, teachers, community members, peers, and student	Mid October
Assessment conducted after written parental permission obtained	October-November
Gifted/Talented committee meets on all referred students	Early December
Denial of services letters sent to parents or parental permission for G/T services obtained for identified students	Early January
Services begin for identified students	As soon as permission is attained in early January

DETERMINATION OF NEED/PARTICIPATION

The Campus G/T Committee will consider each referred student. The student profile identifies the student's strengths and weaknesses. The percentiles and/or scores from the assessment instruments are plotted on the student profile. Each student's profile is individually evaluated by the Campus Gifted/Talented Committee. A student qualifies for Gifted/Talented services if the majority of the evidence on the profile falls within the *High* and/or *Superior* ranges on the profile. The Slocumb-Payne Observational Inventory will be used to provide additional information for Low SES students and ESL/BL students. The decision is based on the committee's observation of the preponderance of the evidence on the student's profile as well as the need for Gifted/Talented services. The Committee will make their recommendation based on the best educational placement for the child. The parents of the referred students not selected for the program will be notified. The parents of the students selected are notified of the placement. A signed Parent Permission Form indicating permission to participate must be on file.

REASSESSMENT

Formal reassessment is not necessary as long as the student's educational needs are being met within the services of the program. If there is any concern regarding the performance or placement of the student, the Gifted/Talented teacher or Campus Counselor will contact the parent and confer about available options. Options available are counseling, requesting a furlough, or exiting the student from the program and if reassessment occurs at all in response to student performance in the G/T program, it is no more than once in elementary grades, once in middle school and once in high school.

APPEALS

After an initial review of the data collected on each referred student and notification of parents, a formal reconsideration may be filed with the campus principal. Parents, teachers, or students may appeal any final decision of the Campus G/T Committee regarding selection for or removal from the gifted program *within 30 days* of the parent notification. Appeals will be made first to the Campus G/T Committee. Any subsequent appeals will be made in accordance with FNG (LOCAL) beginning at Level II.

TRANSFER STUDENTS

All students who have participated in gifted and talented programs prior to coming to El Campo ISD may be considered for the Gifted/Talented Program. Once assessment records are received from the student's previous district, the records will be examined for correspondence to El Campo ISD's criteria. A decision will be made regarding qualification within 30 school days of the receipt of the student's Gifted/Talented assessment results from the previous district, within Texas and out of Texas. If the transfer data is insufficient, El Campo ISD will assess the student to see if placement in the program is in the student's best interest during the next assessment window. If the transferring student's data is sufficient and the student is performing satisfactorily in the El Campo ISD program, then no further testing is indicated, and the parents will be informed at the end of the 30-day period. If the child does not perform well in the El Campo ISD G/T program, then the child will be assessed in accordance with current assessment policies and procedures.

FURLOUGHS

A furlough is a temporary "leave of absence" from the Gifted/Talented Program designed to meet the individual needs of an identified student. Anyone may request a furlough: parent, student, teacher, or administrator. Requests for a furlough will be given to the campus counselor and members of the Gifted/Talented committee for consideration. A student may be furloughed for a period of time deemed appropriate by the Gifted/Talented committee. At the end of the furlough, the student's progress shall be reassessed, and the student may re-enter the Gifted/Talented program, be removed from the program, or be placed on another furlough. Furloughs are designed to be short-term and temporary and should **never be used for an entire school year.**

A furlough does not indicate a permanent exiting of the program. Furloughs could be utilized for a variety of extenuating circumstances. Any student may be granted a furlough from the program for various issues such as over commitment, family concerns, serious illness, or any other circumstances which would inhibit or curtail the student's performance in the program. The furlough may also be used prior to a formal exit from the program for those students who are unable to maintain satisfactory performance within the learning opportunities of the Gifted/Talented program. A furlough might also provide the student an opportunity to attain performance goals established by the Gifted/Talented committee. A furlough is arranged to meet the individual needs of the student. The student will be removed from PEIMS during the furlough time period.

Elementary and middle school furloughs are in effect for the remainder of the school year in which the furlough was initiated. In May, secondary students may request a furlough for the following school year. Secondary students, with schedule conflicts that prohibit their participation in GT classes, are placed on furlough for the semester of the conflict.

EXIT PROCEDURES

Students placed in the El Campo ISD Gifted and Talented Program may be exited when it is determined that it would be in the best interest of the student to discontinue the student's participation.

One or more of the following conditions must be met:

1. The student may, with parental permission, request to be removed from the program. In such cases, a conference between the parent, Campus G/T Committee and the student must be held before the student is exited. Appropriate documentation, signed by the parent and principal, is placed on file with the Special Programs Coordinator. The student must remain out of the program for one school year and must go through the G/T Referral, Assessment, and Placement process and requalify before re-entry into the program.
2. The parent may request that the student be removed from the program. In such case, the procedure outlined above is followed.
3. The GT teacher, principal, or counselor may recommend the exiting of a student who, in their professional opinion, is not benefiting from continued participation in the program, or who may have extreme behavioral problems that distract from the education of others in the class. In such cases, a conference between the parent and appropriate school personnel will be held,

and the student may be exited upon the recommendation of the majority of the members of the Campus G/T Committee

4. If at any time a student is not performing at expected levels, the teacher sends a report to the parent no later than the midpoint of a reporting period or more often if necessary. Copies of all reports are filed in the GT folder and reviewed by the Campus Screening and Selection Committee.

If a student's work or behavior does not improve, a conference is held with the student, parent, classroom teacher, principal, and other staff as appropriate. This is done at the end of a grading period or sooner, as needed. If exiting is considered, a written plan for improvement is developed. The teacher, student, and parent work together to develop a growth plan to assure that the optimum situation is created for student improvement. The plan specifies what the student must do to improve and what school personnel and parents will do to help.

At a time designated in the written plan, a re-evaluation of student progress is made relative to the expectations established for the student in cooperation with the parent and teacher(s). If the student has shown improvement, but not fully achieved expectations, another Student Improvement Plan is completed with a new timeline.

If the student fails to make a reasonable amount of progress toward the goals and objectives of the plan, the Campus G/T Committee after review will place the student in an appropriate regular school program. If exiting from the program, the principal will notify the parent who may request a conference and re-evaluation of the student's progress through the reconsideration process.

PROGRAM DESIGN AND CURRICULUM AND INSTRUCTION

El Campo ISD will provide a continuum of learning experiences in the Gifted/Talented program which lead to the development of advanced-level products and/or performances. Such services will include use of depth and complexity elements, differentiation of content, process and/or product in the advanced or AP classroom, independent studies, participation in the Texas Performance Standards Project, concurrent or dual-enrollment classes, or other services as deemed appropriate for the student. Services are available in all four core foundational academic areas including Language Arts, Math, Science and Social Studies. Identified students will work independently, with other identified students, and with students of other abilities.

The cluster model is the primary gifted service delivery option used in ECISD. Classroom teachers (elementary) and advanced coursework teachers (secondary) who have completed the state required GT training are assigned three or more identified students, or “cluster” of students, for which they provide differentiated instruction.

Each school and/or teacher documents the instructional options and grouping arrangements offered to gifted and talented students. Supporting this documentation are individual teacher lesson/unit plans. Documentation of services will be maintained, and parents will be notified of in-school and out-of-school options during the school year that are relevant to the needs of the gifted and talented students. Progress reports may be included in the student’s report card. Campuses articulate their GT arrangements and services to the public through various methods of communication, such as campus handbooks, brochures, parent meetings, and/or web sites.

SERVICE DELIVERY

In Kindergarten, identified students are served in a homogeneous pull-out program by a trained GT teacher. They receive specially designed differentiated instruction delivered for 4 hours weekly.

In grades 1-5, identified students are clustered grouped within homogeneous classrooms at each grade level on each campus and receive differentiated instruction in the four core foundation areas delivered by GT trained teachers. Lesson plans document the services in the four core areas. The students also complete one Texas Performance Standards Project (TPSP) each semester. Credit by Exam for Acceleration is also available.

In grades 6-8, identified students clustered grouped and served within core content foundation areas in Advanced classes. Instructional needs are met by GT trained teachers many of whom have taken advanced coursework in their content area. Credit by Exam for Acceleration is also available. Identified students will complete a Texas Performance Standards Project (TPSP) during the school year.

In grades 9-12, identified students are served within core foundation subjects- Math, Science, ELAR and Social Studies- through Advanced classes, AP classes, concurrent enrollment classes, and Credit by Exam for acceleration. AP courses will be differentiated for the GT student modifying the depth, complexity, and pacing of the general AP

Curriculum. Teachers are highly encouraged to work together to plan and implement the TPSP in each grade level. Credit by Exam for Acceleration is also available.

As stated above Credit by Exam for acceleration is available for all grade levels. Please see campus principal/parent handbook.

CURRICULUM AND INSTRUCTION

In grades K-12 the GT Curriculum consists of the modifying the depth and complexity and the pacing of the TEKS. Students are offered an array of appropriately challenging learning experiences related to the four core foundation areas- Math Science, ELAR and Social Studies. The Texas Performance Standards project will be used during the school year. Each grade level will hold a showcase of projects once a year. Parents, as well as the school board, will be invited to view the advanced work of the G/T students in El Campo ISD. The differentiated opportunities will include the development of the following skill areas: problem solving, higher level thinking and questioning, advanced research and communication as evidenced by the creation of advanced products/or performances.

PROFESSIONAL DEVELOPMENT

El Campo ISD is committed to providing its staff with appropriate and meaningful professional development which enables the staff to meet the unique and individual educational needs of all students including services for gifted/talented students. It is important that all staff who are responsible for formally serving these students obtain appropriate training for educating the gifted child.

- The district will require the mandatory 30 hours training for all core foundation area teachers in grades K-12 who served G/T students.
- Secondary teachers who provide instruction and services to gifted students will additionally complete College Board Advanced Placement training.
- The mandatory 30-hour training will be prior to the assignment or within the first semester to stay in compliance with Law and Rule.
- Yearly, the teachers who provide instruction and services that are part of the district's defined gifted/talented program will receive a minimum of six (6) hours of professional development that is related to state teacher education standards.

ADMINISTRATORS, COUNSELORS, AND COMMITTEE MEMBERS

Administrators, counselors, and members of the Campus Screening and Selection Committee are also required to have a one-time 6-hour training Nature and Needs for Administrators and Counselors. It is recommended that they also pursue the 30-hour mandatory G/T training.

EVALUATION OF PROFESSIONAL DEVELOPMENT

Evaluation of professional development activities for gifted/talented education is ongoing and related to state teacher education standards, and the results are used making decisions regarding future staff development plans.

Family and Community Involvement

ECISD encourages community and family participation in services designed for gifted and talented students. The ECISD Board of Trustees approves written policies on student identification and disseminated to parents through the student handbook or by requesting a copy of the district plan.

ECISD Board of Trustees evaluates the effectiveness of the Gifted/Talented Program annually. Yearly evaluations may include data analysis, surveys, written documents, and PEIMS/AEIS reports as well as surveys from parents, students, and teachers involved in the program. Systematic evaluation of the Gifted/Talented Program is conducted to improve the program. The evaluation data will be presented to the school board at either the June or July regular board meeting

Parents of identified gifted and talented students are informed about program services an array of learning opportunities through orientation sessions, gifted and talented program brochure and individual parent/teacher conferences. Parents are included in the annual program evaluation. A parent orientation/informational meeting is held at least once a year. Presentations are given to community groups and organizations to solicit their involvement in services for gifted students.

For further information, please contact your school counselor:

Myatt Elementary

Holly Hoffer

hhoffer@ecisd.org

979-543-7514

Hutchins Elementary

Elaine Rawlings

erawlings@ecisd.org

979-543-5418

Northside Elementary

Meghan Kallina

mkallina@ecisd.org

979-543-5812

ECMS

Cindy Witcher

cwitcher@ecisd.org

979-543-6362

ECHS

Sara Kahla

Skahla@ecisd.org

979-543-6341

Consent Agenda

**Consent Agenda:
Personnel**

Consider County Extension Agents as Adjunct Staff Members

Summary

According to State Board of Education Rule, public school students may be considered “in attendance” when participating in off-campus activities with an adjunct staff member of the school district.

FM (LEGAL) states, “An extracurricular activity is an activity sponsored by the UIL, the Board, or an organization sanctioned by Board resolution. The activity is not necessarily directly related to instruction of the essential knowledge and skills, but may have an indirect relation to some areas of the curriculum.

Extracurricular activities include public performances (except as described below), contests, demonstrations, displays, and club activities. In addition, an activity is subject to this policy if any one of the following criteria applies:

1. The activity is competitive;
2. The activity is held in conjunction with another activity that is considered extracurricular;
3. The activity is held off-campus, except in a case in which ad-equate facilities do not exist on campus;
4. The general public is invited; or
5. An admission is charged.”

ECISD Board Policy

FM (LEGAL), STUDENT ACTIVITIES

Effective Date

2018-19 School Year

Previous Board Action

The Board should annually approve County Extension Agents as adjunct staff members.

Future Action Expected

The Board should annually approve County Extension Agents as adjunct staff members.

Background Information and Significant Issues

Wharton County has requested adjunct staff member status for the following county Extension agents for 2018-19 school year. The following faculty are eligible for participation in the Teacher Retirement System of Texas and have a minimum of a bachelor's degree.

Corrie Bowen
County Extension Agent – AgNR
M.S. 1998
Texas Tech University

Laura Reyna
County Extension Agent – 4-H Agent
B.S. 2012
Texas A&M University

Kate Harrell
County Extension Agent - IPM
B.S. 2013
Texas A&M University

Kashara Bell
County Extension Agent – CEP FCS
B.S. 2014
Prairie View A&M University

Lori Schindler
County Extension Agent - IPM
B.S. 1994
Texas A&M University

Fiscal Impact

None.

Student and Public Benefit

Allows students to participate in 4-H activities without being counted absent for Foundation School Program funding purposes.

Procedural and Reporting Implications

None.

Public Comments

None.

Alternatives

None.

Other Comments and Related Issues

None.

Attachments

- None – Referral to August meeting

Contact Person(s)

Kelly Waters, Superintendent of Schools

Action Required

Approve as Part of the Consent Agenda

**Superintendent's
Recommendation**

Approve as Part of the Consent Agenda

Kelly Waters, Superintendent of Schools

Action Item

Governance

Strategic Planning Process

Summary

Initiation of a strategic planning process for the district was approved as one of the Superintendent's evaluation goals. In addition, it has been 10 years since the district has participated in a formal strategic planning process.

Region 3 Leadership Team Services has a program to facilitate district strategic planning. This comprehensive long-range planning option not only provides direction for the district's education programs and support structures, but also promotes increased community involvement in the education process. It includes analysis of the internal and external factors affecting the district success and development of a district mission, vision, and strategic goals.

The district strategic planning requires several workshops in the evening:

October 29 First meeting of the Strategic Planning Team

1. Review the strategic planning process and calendar.
2. Review the needs assessment results.
3. Review the ECISD accountability data.
4. Review other relevant data.
5. Review the board approved areas of focus.
6. Review the Sub-committee assignments.
7. Learn how to write smart goals.
8. Review and start the Sub-committee process

November 5 Second meeting of the Strategic Planning Team

Continue the committee work started on
October 29.

Nov 6-Dec. 2 Individual Strategic Planning Sub-committee

December 3 Third meeting of the Strategic Planning Team

In addition, state regulations require BQ (LOCAL) PLANNING AND DECISION MAKING PROCESS be reviewed every two years. It seems only appropriate to review BQ (LOCAL) at this time.

ECISD Board Policy

BAA (LEGAL), BOARD LEGAL STATUS: POWERS AND DUTIES; BQ(LOCAL) PLANNING AND DECISION MAKING PROCESS

Effective Date

September 25, 2018

Previous Board Action	To the best of my knowledge, the district has been through a formal strategic planning process in 2008.
Future Action Expected	Region 3 Leadership Team Services will facilitate the development of the strategic plan. All meetings will be a three to four-evening session in a workshop format.
Background Information and Significant Issues	<p><i>Texas Education Code §11,1512(b)(2)</i> requires that the board of trustees and superintendent shall work together to provide educational leadership for the district, including leadership in developing the district vision statement and long-range educational plan.</p> <p>This process will allow us to fulfill this statutory requirement and at the same time will involve other district representatives, parents, business representatives, and other community members who represent the key groups in the community. The ideal strategic planning tem would be a microcosm of the community.</p>
Fiscal Impact	\$2500 Cost to facilitate the Strategic Planning Process
Student and Public Benefit	Another example of the Board's desire to maintain transparency in all board decisions, thus further promoting open government.
Procedural and Reporting Implications	None.
Public Comments	None.
Alternatives	None.
Other Comments and Related Issues	None.
Attachments	Region 3 Strategic Planning Proposal
Contact Person(s)	Kelly Waters, Superintendent of Schools
Action Required	Motion, second and majority vote to approve the District Strategic Planning Process, Calendar and Committee Members
Superintendent's	Approve the District Strategic Planning Process, Calendar and

Recommendation

Committee Members

Kelly Waters, Superintendent of Schools

PLANNING AND DECISION-MAKING PROCESS

BQ
(LOCAL)

DISTRICT MISSION,
GOALS, AND
OBJECTIVES AND
CAMPUS OBJECTIVES

The Board shall approve and periodically review the District's mission and goals to improve student performance. The mission, goals, and the approved District and campus objectives shall be mutually supportive and shall support the state goals and objectives under Education Code, Chapter 4. [See AE(EXHIBIT)]

DISTRICT
IMPROVEMENT
PLANNING PROCESS

The District's planning process to improve student performance includes the development of the District's educational goals, the legal requirements for the District and campus improvement plans, all pertinent federal planning requirements, and administrative procedures. The Board shall approve the process under which the educational goals are developed and shall ensure that input is gathered from the District-level committee.

PARENTAL
INVOLVEMENT
PLAN

The Board shall ensure that the District and campus improvement plans, as applicable, address all elements required by federal law for receipt of Title I, Part A funds, including elements pertaining to parental involvement. The District-level and campus-level committees shall involve parents in the development of such plans and in the process for campus review and improvement of student academic achievement and campus performance. [See EHBD]

ADMINISTRATIVE
PROCEDURES AND
REPORTS

The Board shall ensure that administrative procedures meet legal requirements in the areas of planning, budgeting, curriculum, staffing patterns, staff development, and school organization; adequately reflect the District's planning process; and include implementation guidelines, time frames, and necessary resources. The Superintendent shall report periodically to the Board on the status of the planning process, including a review of the related administrative procedures, any revisions to improve the process, and progress on implementation of identified strategies.

EVALUATION

The Board shall ensure that data are gathered and criteria are developed to undertake the required biennial evaluation to ensure that policies, procedures, and staff development activities related to planning and decision-making are effectively structured to positively impact student performance.



El Campo ISD Strategic Planning Proposal

August 21, 2018 - September 9, 2018

El Campo ISD Leadership Team will draft the Needs Assessment questions and determine which data should be reviewed and considered by the Strategic Planning Team (SPT). The ECISD administration will select the members of the SPT. This information will be forwarded to Tony Williams at R3 by September 9. The ECISD leadership team will see that the ECISD mission statement is edited to reflect the same information, but with more up to date terminology.

September 10 – September 14

Production of hard copy and electronic versions of the DRAFT needs assessment tool and data to be considered by the SPT. *

September 25 - ECISD Board Meeting

ECISD board meeting. The board will have an orientation to the Strategic Planning Process and calendar presented by Tony Williams. The board will consider and approve the needs assessment tools and data to be reviewed by the SPT. The board will also approve the members of the SPT.

September 26 – October 12

The needs assessment will be conducted by the ECISD administration. The needs assessment will include teachers, administrators, parents, students, and community members. The results of the needs assessment will be delivered to Tony Williams by October 16.

October 16 – October 24

The needs assessment results and the accountability data assessment tool will be compiled into a usable format for the ECISD SPT. *

October 23 – ECISD Board Meeting

The ECISD board will consider and approve the completed needs assessment and the accountability data assessment tool. The board will also select the areas of focus that the SPT will work on.

October 29 - First meeting of the SPT.

1. Review of the ECISD Strategic Planning Process and Calendar.
2. Review of the Needs Assessment.
3. Review of ECISD accountability data.
4. Review of other relevant data.
5. Review the board approved areas of focus.
6. Review the committee assignments.
7. Lesson on how to write a smart goal

8. Review and start the committees process and products:
 - a. Study and discuss the current situation
 - b. Analyze the causes.
 - c. Select and develop a strategy for improvement.
 - d. *Write 3-5 smart goals for each area of focus.*
 - e. *Write a vision statement for each area of focus.*
 - f. *Contribute to the ECISD graduate profile from each area of focus.*

November 5 – Second meeting of the SPT

Continue the committee work and complete the work products shown in *italics* below.

1. Study and discuss the current situation.
2. Analyze the causes.
3. Select and develop a strategy for improvement.
4. *Write 3-5 smart goals for each area of focus.*
5. *Write a vision statement for each area of focus.*
6. *Contribute to the ECISD graduate profile from each area of focus.*

December 3 – Third meeting of the SPT

1. Each committee will share the goals written for their area of focus.
2. The SPT will add comments and/or critique the goals.
3. Goals will be consolidated, amended, and/or eliminated.
4. The SPT will vote on the final product.

December 3 – January 6

The ECISD leadership team will draft goal progress measures for each goal. They will also create a DRAFT calendar to be used to review progress on goal attainment.

January 22 – ECISD Board Meeting

The ECISD board will review and adopt the ECISD Strategic Plan, to include:

1. Mission Statement
2. Vision Statements
3. Motto
4. Graduate Profile
5. Smart goals and goal progress measures
6. ECISD Planning Calendar

\$2500.00 - Cost to facilitate the Strategic Planning Process.

*If R3 takes the ECISD Leadership team work and produces the hard copy and electronic versions of the DRAFT needs assessment tool, the needs assessment results, and the accountability data assessment tool there would have to be an additional charge.

ECISD 2019-2024 Strategic Planning Needs Assessment

What is your role in the ECISD Community?

- | | |
|--|------------------------------------|
| <input type="checkbox"/> Educator/Employee | <input type="checkbox"/> Community |
| <input type="checkbox"/> Parent/Guardian | <input type="checkbox"/> Other |

If you are a parent/guardian, please fill out one survey for each campus your child(ren) attend(s).

Please select the campus your child attends:

- | | |
|---|-------------------------------|
| <input type="checkbox"/> Myatt Elementary | <input type="checkbox"/> None |
| <input type="checkbox"/> Hutchins Elementary | |
| <input type="checkbox"/> Northside Elementary | |
| <input type="checkbox"/> El Campo Middle School | |
| <input type="checkbox"/> El Campo High School | |

What is ECISD doing right? (You may select more than one)

- | | |
|---|--|
| <input type="checkbox"/> Student Achievement - academic | <input type="checkbox"/> Professional Development |
| <input type="checkbox"/> Student Achievement - non-academic | <input type="checkbox"/> Technology Usage |
| <input type="checkbox"/> Meeting student needs | <input type="checkbox"/> Parent Involvement |
| <input type="checkbox"/> Facilities | <input type="checkbox"/> Producing high quality graduates |
| <input type="checkbox"/> Attractive School grounds | <input type="checkbox"/> Safety & Security |
| <input type="checkbox"/> Leadership Effectiveness | <input type="checkbox"/> Transportation |
| <input type="checkbox"/> Teacher Effectiveness | <input type="checkbox"/> Mental Health Education & Support |
| <input type="checkbox"/> Athletics | <input type="checkbox"/> Fine Arts & Extracurricular |
| <input type="checkbox"/> Career and Technical Programs | <input type="checkbox"/> Special Education Services |
| <input type="checkbox"/> Cafeteria/Food Service | Not aware of any |

What improvements need to be made in ECISD? (You may select more than one)

- | | |
|---|---|
| <input type="checkbox"/> Student Achievement - academic | <input type="checkbox"/> Professional Development |
| <input type="checkbox"/> Student Achievement - non-academic | <input type="checkbox"/> Technology Usage |
| <input type="checkbox"/> Meeting student needs | <input type="checkbox"/> Parent Involvement |

- | | |
|--|--|
| <input type="checkbox"/> Facilities | <input type="checkbox"/> Producing high quality graduates |
| <input type="checkbox"/> Attractive School grounds | <input type="checkbox"/> Safety & Security |
| <input type="checkbox"/> Leadership Effectiveness | <input type="checkbox"/> Transportation |
| <input type="checkbox"/> Teacher Effectiveness | <input type="checkbox"/> Mental Health Education & Support |
| <input type="checkbox"/> Athletics | <input type="checkbox"/> Fine Arts & Extracurricular |
| <input type="checkbox"/> Career and Technical Programs | <input type="checkbox"/> Special Education Services |
| <input type="checkbox"/> Cafeteria/Food Service | Not aware of any |

Goal 1: Increase Student Achievement

The students of our district will show performance gains based on scores on STAAR, SAT, as well as other state, and national tests. We will narrow achievement gaps, and graduate students who are college- and career-ready.

To what degree do you agree with each of the following indicators about your school or community?

	Strongly Disagree	Disagree	Neutral	Agree	Strongly Agree
Our curriculum, instruction, and assessment demonstrate high expectations for each student.					
Our curriculum and instruction provide opportunities for students to develop critical thinking and problem-solving competencies.					
Our curriculum and instruction provide opportunities for students to develop technology proficiency.					
Our extra curricular, co-curricular, and community-based programs provide students with experiences relevant to higher education, career, and citizenship.					
Each student in our school has access to a range of options and choices for a wide array of extra curricular and co-curricular activities that reflect student interests, goals, and learning profiles.					
Our school provides yearly parent/student contact in the area of college and career planning.					
Our school places too much emphasis on the state mandated test. (STAAR, EOC)					

Goal 2: Effective Personnel

The district will create a performance culture that embraces employees who are results-oriented, innovative, and masters in engaging students. Each employee shall actively participate in the district's quest for excellence.

To what degree do you agree with each of the following indicators about your school or community?

	Strongly Disagree	Disagree	Neutral	Agree	Strongly Agree
Every member of our school staff is well-qualified and properly credentialed.					
Our school ensures that adult-student relationships support and encourage each student's academic and personal growth.					
Each student has access to school counselors and other structured academic, social, and emotional support system.					
Our school personnel welcome and include all families as partners in their children's education and significant members of the school community.					

Goal 3: Provide a Safe Environment

The district shall provide an environment where all students feel safe and the atmosphere is conducive to learning. The district will provide safety and security measures at all facilities, and all school related events.

To what degree do you agree with each of the following indicators about your school or community?

	Strongly Disagree	Disagree	Neutral	Agree	Strongly Agree
Our school physical plant is attractive, is structurally sound, has good internal (hallways) and external (pedestrian, bicycle, and motor vehicle) traffic flow, including for those with special needs; and is free of defects.					
Our physical, emotional, academic, and social school climate is safe, friendly, and student-centered.					
Our school cafeteria facilities offer a pleasant dining experience.					
Our school facilitates student and staff access to health, mental health, and dental services.					
Our school implements a age appropriate positive approach to sex education, drug/alcohol abuse, dating violence and bullying.					
Our school culture supports and reinforces the health and well-being of each student.					
Our school facilities are designed to prepare students with on the job training.					

Goal 4: Effectiveness and Efficiency

The district will use a Learning Community model of organizational structure to empower those closest to the point of action. With a district-wide commitment to continuous improvement and a shared accountability system in place, the district shall employ best practices of pedagogical and administrative principles to make optimal use of district resources and taxpayer dollars.

To what degree do you agree with each of the following indicators about your school or community?

	Strongly Disagree	Disagree	Neutral	Agree	Strongly Agree
Our school is efficient and responsible with its use of resources and funds.					
Our school provides adequate facilities and materials for our staff and students.					
Our school personalizes learning, including the flexible use of time and scheduling, to meet academic and social goals for each student.					
Our school building, grounds, playground equipment, and vehicles are secure and meet all established safety and environment standards.					

Goal 5: Improve Public Support and Confidence in Schools

The relationship between teachers, students, and parents is at the center of what school is about. The board, administration, and support staff exist to serve this relationship, and the environment in which it occurs. The district will increase confidence and respect as it improves transparency, accountability, and meaningful engagement with the community.

To what degree do you agree with each of the following indicators about your school or community?

	Strongly Disagree	Disagree	Neutral	Agree	Strongly Agree

Our school offers a range of opportunities for students to contribute to and learn within the community at large, including servicing learning, internships, apprenticeships, and volunteer projects.					
Our teachers and staff develop and implement academic and behavioral interventions based on an understanding of child and adolescent development and learning theories.					
Our school staff, students, and family members establish and maintain school and classroom behavioral expectations, rules, and routines that teach students how to manage their behavior and help students improve problem behavior.					

Goal 6: Focus on a Positive District Culture

With an unwavering focus on our mission, and goals, the district will create a shared sense of community and direction among personnel, parents, students, and the public. The district realizes that people are its most valuable resource and place strong emphasis on attracting and retaining the best teachers and staff, while preparing an environment where their talents can flourish.

To what degree do you agree with each of the following indicators about your school or community?

	Strongly Disagree	Disagree	Neutral	Agree	Strongly Agree
Our school upholds social justice and equity concepts and practices mutual respect for individual differences at all levels of school interactions - student-to-student, adult-to-student, and adult-to-adult.					
Our school works with families to help all students understand the connection between education and lifelong success.					
Our school helps families understand available services, advocate for their children's needs, and support their children's learning.					
Our school identifies and collaborates with community agencies, service providers, and organizations to meet specific needs of students.					

Discussion Item

Curriculum and Instruction	Discuss District Career and Technology Program
Summary	<p>The Board will have the opportunity to discuss the District's Career and Technology Education Program with CATE Coordinator, Todd Fuechec.</p> <p>Todd will share his goals and opportunities in regards to Career and Technology Education courses.</p> <p>The new accountability system, A-F ratings, depends heavily on students taking advantage of certifications that are offered through CTE programs. Todd will discuss plans to expand these offerings.</p>
ECISD Board Policy	None.
Effective Date	September 25, 2018
Previous Board Action	The Board periodically holds discussions with curriculum and program facilitators regarding their particular area of focus.
Future Action Expected	The Board periodically holds discussions with curriculum and program facilitators regarding their particular area of focus.
Background Information and Significant Issues	<p>2018-2019 Goals</p> <p>Keep lab and classrooms current with industry grade equipment and curriculum for the 21st century</p> <p>Increase the number of students receiving industry certification recognized by TEA by 10%</p> <p>Incorporate 1 certification into existing class</p>
Fiscal Impact	None.
Student and Public Benefit	Our Career and Technology Education Programs provide students with skills that prepare them to enter the workforce, or that benefit them in other ways should they choose a college or another career path.
Procedural and Reporting Implications	None.

Public Comments	None.
Alternatives	None.
Other Comments and Related Issues	None.
Attachments	None
Contact Person(s)	Todd Fuechec, Career and Technology Education Coordinator
Action Required	No action required.
Superintendent's Recommendation	This is an information item only. Kelly Waters, Superintendent of Schools

Curriculum and Instruction

Summary	<p>Our Board Monitoring Document is used as a measure of local accountability. Criterion 1.B School Progress Part 1 Academic Growth measures student progress in Reading and Math.</p> <p>Objective: The District shall show value-added growth of 2 percentage points annually on both Reading and Math.</p> <p>Report: The administration shall provide the Board of Trustees with a report showing all students progress in Math and Reading as measured on state STAAR exams in Reading and Math 4th – 8th, Algebra I & English II. Reported for each campus by subject.</p>
ECISD Board Policy	AIA (LEGAL) – ACCOUNTABILITY, ACCREDITATION AND PERFORMANCE INDICATORS – Quality of Learning Indicators
Effective Date	August 2018
Previous Board Action	The Board receives an annual report on progress toward this Board Monitoring Document Goal.
Future Action Expected	The Board will receive an annual report on school progress following the release of state STAAR and EOC results.
Background Information and Significant Issues	<p>School Progress Academic Growth Reports by campus for Math and Reading indicate the following:</p> <p>El Campo High School – Alg I 55%; Eng II 71%</p> <p>El Campo Middle School - Math 64%; Rdg 61%</p> <p>Northside Elementary – Math 81%; Rdg 69%</p> <p>Hutchins Elementary – No growth measure for 3rd grade</p>
Fiscal Impact	None.
Student and Public Benefit	Monitoring the student performance of all student groups will help us to evaluate and improve the overall quality of education.
Procedural and Reporting Implications	None.
Public Comments	None.
Alternatives	None.
Other Comments and Related Issues	None.

Attachments

BMD 1. B School Progress Part 1 Academic Growth

Contact Person(s)

Dolores A. Treviño, Assistant Superintendent of Curriculum and Instruction

Action Required

No action required.

Superintendent's Recommendation

This is an information item only.

Kelly Waters, Superintendent of Schools

Northside Elementary

Student Progress

All Students

Test	Northside Elementary Math	
Total # of Current Year Tests	531	
# of Tests Included for Progress	518	

		Spring 2018						
		Does Not Meet 80		Approaches 160		Meets 123		Masters 155
Spring 2017	Does Not Meet Grade Level 137	15 [Group 21]	44 [Group 20]	0 [Group 19]	59 [Group 18]	18 [Group 17]		1 [Group 16]
	Approaches Grade Level 157	17 [Group 15]	0 [Group 14]	43 [Group 13]	39 [Group 12]	47 [Group 11]		11 [Group 10]
	Meets Grade Level 97	3 [Group 9]		18 [Group 8]		15 [Group 7]	26 [Group 6]	35 [Group 5]
	Masters Grade Level 127	1 [Group 4]		1 [Group 3]		17 [Group 2]		108 [Group 1]

Student Growth Domain II - Part A		
Tests that earned 0 points	72	0
Tests that earned .5 points	58	29
Tests that earned 1 point	388	388
Total Points Earned		417
# of Tests included in Calculation		518
Domain II - Part A Progress Score (Total Points Earned ÷ # of Tests Included in Calculation)		81

Student Progress

All Students

Test	Northside Elementary Reading	
Total # of Current Year Tests	531	
# of Tests Included for Progress	515	

		Spring 2018						
		Does Not Meet 164		Approaches 167		Meets 96		Masters 88
Spring 2017	Does Not Meet Grade Level 189	49 [Group 21]	81 [Group 20]	0 [Group 19]	53 [Group 18]	6 [Group 17]		0 [Group 16]
	Approaches Grade Level 152	29 [Group 15]	0 [Group 14]	35 [Group 13]	44 [Group 12]	36 [Group 11]		8 [Group 10]
	Meets Grade Level 78	5 [Group 9]		25 [Group 8]		13 [Group 7]	21 [Group 6]	14 [Group 5]
	Masters Grade Level 96	0 [Group 4]		10 [Group 3]		20 [Group 2]		66 [Group 1]

Student Growth Domain II - Part A		
Tests that earned 0 points	138	0
Tests that earned .5 points	48	24
Tests that earned 1 point	329	329
Total Points Earned		353
# of Tests included in Calculation		515
Domain II - Part A Progress Score (Total Points Earned ÷ # of Tests Included in Calculation)		69

El Campo Middle School

Student Progress All Students

Test	El Campo Middle School Math	
Total # of Current Year Tests	825	
# of Tests Included for Progress	802	

		Spring 2018						
		Does Not Meet 247		Approaches 275		Meets 164		Masters 116
Spring 2017	Does Not Meet Grade Level 257	85 <small>[Group 21]</small>	92 <small>[Group 20]</small>	2 <small>[Group 19]</small>	66 <small>[Group 18]</small>	12 <small>[Group 17]</small>		0 <small>[Group 16]</small>
	Approaches Grade Level 279	62 <small>[Group 15]</small>	1 <small>[Group 14]</small>	68 <small>[Group 13]</small>	87 <small>[Group 12]</small>	57 <small>[Group 11]</small>		4 <small>[Group 10]</small>
	Meets Grade Level 156	7 <small>[Group 9]</small>		49 <small>[Group 8]</small>		33 <small>[Group 7]</small>	33 <small>[Group 6]</small>	34 <small>[Group 5]</small>
	Masters Grade Level 110	0 <small>[Group 4]</small>		3 <small>[Group 3]</small>		29 <small>[Group 2]</small>		78 <small>[Group 1]</small>

Student Growth Domain II - Part A		
Tests that earned 0 points	235	0
Tests that earned .5 points	103	51.5
Tests that earned 1 point	464	464
Total Points Earned		515.5
# of Tests included in Calculation		802
Domain II - Part A Progress Score <small>(Total Points Earned ÷ # of Tests Included in Calculation)</small>		64

Student Progress All Students

Test	El Campo Middle School Reading	
Total # of Current Year Tests	825	
# of Tests Included for Progress	802	

		Spring 2018						
		Does Not Meet 312		Approaches 254		Meets 121		Masters 115
Spring 2017	Does Not Meet Grade Level 341	143 <small>[Group 21]</small>	105 <small>[Group 20]</small>	7 <small>[Group 19]</small>	78 <small>[Group 18]</small>	8 <small>[Group 17]</small>		0 <small>[Group 16]</small>
	Approaches Grade Level 252	61 <small>[Group 15]</small>	0 <small>[Group 14]</small>	63 <small>[Group 13]</small>	65 <small>[Group 12]</small>	44 <small>[Group 11]</small>		19 <small>[Group 10]</small>
	Meets Grade Level 115	3 <small>[Group 9]</small>		31 <small>[Group 8]</small>		23 <small>[Group 7]</small>	25 <small>[Group 6]</small>	33 <small>[Group 5]</small>
	Masters Grade Level 94	0 <small>[Group 4]</small>		10 <small>[Group 3]</small>		21 <small>[Group 2]</small>		63 <small>[Group 1]</small>

Student Growth Domain II - Part A		
Tests that earned 0 points	269	0
Tests that earned .5 points	93	46.5
Tests that earned 1 point	440	440
Total Points Earned		486.5
# of Tests included in Calculation		802
Domain II - Part A Progress Score <small>(Total Points Earned ÷ # of Tests Included in Calculation)</small>		61

El Campo High School

Student Progress All Students

Test	El Campo High School Algebra I	
Total # of Current Year Tests	265	
# of Tests Included for Progress	188	

		Spring 2018						
		Does Not Meet 34		Approaches 91		Meets 53		Masters 10
Spring 2017	Does Not Meet Grade Level 65	26	0	35	1	3		0
	Approaches Grade Level 82	8	0	39	5	28		2
	Meets Grade Level 39	0		11		3	18	7
	Masters Grade Level 2	0		0		1		1

Student Growth Domain II - Part A		
Tests that earned 0 points	46	0
Tests that earned .5 points	77	38.5
Tests that earned 1 point	65	65
Total Points Earned		103.5
# of Tests included in Calculation		188
Domain II - Part A Progress Score (Total Points Earned ÷ # of Tests Included in Calculation)		55

Student Progress All Students

Test	El Campo High School English II	
Total # of Current Year Tests	310	
# of Tests Included for Progress	246	

		Spring 2018						
		Does Not Meet 70		Approaches 31		Meets 114		Masters 31
Spring 2017	Does Not Meet Grade Level 77	28	29	0	13	7		0
	Approaches Grade Level 37	11	0	5	7	14		0
	Meets Grade Level 108	2		6		29	56	15
	Masters Grade Level 24	0		0		8		16

Student Growth Domain II - Part A		
Tests that earned 0 points	55	0
Tests that earned .5 points	34	17
Tests that earned 1 point	142	157
Total Points Earned		174
# of Tests included in Calculation		246
Domain II - Part A Progress Score (Total Points Earned ÷ # of Tests Included in Calculation)		71

Discussion Item

Business and Operations	Consider Approval of the Council’s recommendation for Establishment of a School-Based Health Center
Summary	<p>At the May 15th board meeting the board voted to establish a “local health education and health-care advisory council”, which is Step 1 of the process.</p> <p>Step 2: The Council must make a recommendation for establishment. The Council must be created by the board of trustees “to make recommendations to the district on the establishment of school-based health centers and to assist the district in ensuring that local community values are reflected in the operation of each center.” Tex. Educ. Code § 38.058(a). The Council may contain the same or similar members as the SHAC, but the requirements for membership are more specific and less flexible than the SHAC membership, and as a result the two councils may not have the exact same membership.</p> <p>The Council members:</p> <ol style="list-style-type: none">1) a teacher – Sherry Pietsch2) a school administrator – Kelly Waters3) a licensed health care professional – Melissa Erwin4) a member of the clergy- Chris Haller5) a law enforcement officer – Gary Williamson6) a member of the business community- Megan Riha7) a senior citizen – Sally Wilkins8) a student – Jessica Espinoza
ECISD Board Policy	Chapter 38 of the Texas Education Code; FFAE (LOCAL)
Effective Date	As determined by board

Previous Board Action	At the May 15th board meeting the board voted to establish a local health education and health-care advisory council.
Future Action Expected	<ul style="list-style-type: none"> • Step 3: The district and council must make a good faith effort to identify and coordinate with existing health service providers in the area. • Step 4: Identify Categories for Services to be Provided • Step 5: Negotiate a Contract for the Operation of the School-Based Health Center • Step 6: Hold a Public Hearing
Background Information and Significant Issues	<p>Chapter 38 of the Texas Education Code</p> <p>“On the recommendation of an advisory council, the District may establish a school-based health center at one or more campuses in the District to meet the health-care needs of students and their families. The District may contract with a person to provide services at a school-based health center.” – FFAE (LOCAL); TEC 38.051.</p>
Fiscal Impact	None have been determined except a classroom/office on the high school campus.
Student and Public Benefit	The primary function of El Campo schools is to provide students with the learning experiences necessary for maximum intellectual development. The success of this process is affected by the child’s emotional, social and physical health. For this reason, the purpose of coordinated school health programming is twofold: first, to consider the total human being in the educational process, and second, to motivate students, parents, and staff to help themselves and others to live healthy, productive lives.
Procedural and Reporting Implications	Process will involve a Public Hearing
Public Comments	None.
Alternatives	None.
Other Comments and Related Issues	None.

Attachments

Health Council's Recommendation
Chapter 38 of the Texas Education Code
Letter for School Attorney

Contact Person(s)

Kelly Waters, Superintendent of Schools

Action Required

Motion, second, and majority vote to Approval of the Council's recommendation for Establishment of a School-Based Health Center

Superintendent's Recommendation

I recommend the board approve the Council's recommendation for Establishment of a School-Based Health Center

Kelly Waters, Superintendent of Schools

Report to El Campo Board of Trustees

At the May 15, 2018 board meeting, the ECISD Board of Trustees voted to approve the formation of a local Health Advisory Council. The Council members, Sherry Pietsch, Melissa Erwin, Chris Haller, Gary Williamson, Megan Riha, Sally Wilkins, Kelly Waters and Jessica Espinoza met several times and toured a School Health Center in Rosenberg, Texas. The council learned that school health centers provide comprehensive health care services for uninsured, under-insured, and medically underserved students attending schools. Services include: medical care- sick visits, immunizations, well child and sports physicals; mental health counseling- individual, family and groups; dental care- exams, cleaning, & restorative procedures; nutrition counseling; and assistance with Medicaid/CHIP applications, free vision exams & glasses, and referrals to specialists if needed. Each school year clinic consent forms are sent home with students through their schools. Parents review, complete, and return the forms if they identify that their child may need the services because they do not have any medical insurance or may need the clinic as a back-up plan.

Goals for Establishing a School Health Center

1. Reducing student absenteeism
2. Increasing a student's ability to meet his or her academic potential
3. Stabilizing the physical well-being of a student
4. Reducing ECISD staff absenteeism

Initial Recommended Services to be offered:

- Management of acute illnesses
 - Cough/cold
 - Asthma Flare
 - Minor contusions/lacerations
 - Rashes
 - Conjunctivitis
 - Sore throat
 - Earache
 - Vomiting
 - Diarrhea
 - Lice treatment/control after school nurse has identified infested or at risk children/staff
- Sports Physical

--Services offered to both students and staff with onset of acute problem needing same day resolution--

Preventative Services to be added:

Prevention and Screening

Well Child Physicals/Immunizations

Pregnancy/Sexually Transmitted Diseases Prevention (identification and referral)

Diabetic Medication Management

Dietitian Services: Healthy Eating & Lifestyle Program for overweight and

Obese youth; cholesterol program for children with high triglycerides and/or LDL (bad cholesterol) who do not also have a weight problem; and other counseling (iron deficiency anemia, sports nutrition, underweight, nutrition evaluation of age and gender, pregnancy nutrition).

Social Services: Medical Referrals, Social Services Referrals, Individual/Family Counseling

School Survey Results:

The council requested each campus principal complete a School Based Clinic Survey:

Free/Reduced Lunch – Myatt 83%; Hutchins 81%; NS 75%; MS 75%; HS 61%

1. Please indicate your interest in bringing school-based healthcare to your school’s uninsured, under-insured, and Medicaid populations.
 - i. **Myatt, Hutchins, NS and HS all INTERESTED**
 - ii. **Middle School – Interested, but have some concerns that parents would not be supportive of the Clinic (needs more information – not sure what all is involved)**
2. What clinic services do you believe would be beneficial for students at your school?
Sick Care, Minor Injury Care, Immunizations, Prevention and Screening, and all Social Services
3. Survey of our school nurses who send sick children home, who need to be evaluated, asked where were they taken? Responses show:
 50 % Emergency Room
 10 % Area Clinic (There is 1 FR Health Clinic in Wharton County and it is in Wharton)
 40 % They return to school without having seen a healthcare provider
4. What, if any, obstacles exist for the provision of medical services to your uninsured, under-insured, and Medicaid student populations? **none**
5. Is there anything else you would like us to know about your uninsured, under-insured, and Medicaid student populations?
 - a. **Hutchins – Any services would be better than nothing would.**
 - b. **Northside – With all the benefits to economically disadvantaged families, why do they not have coverage?**
 - c. **HS – If we have an opportunity to offer services to our under privileged students, I feel that we will be doing the best for them long term.**
 - d. **Myatt – They have limited resources**

Based on data and need the School Health Advisory Council recommends the establishment of a school health center to meet the needs of the students and their families.

Chapter 38 of the Texas Education Code

Many districts have had great success in operating these health centers in coordination and partnership with local hospitals, resulting in increased and easier access to health care for employees and/or students, as well as decreases in employee and/or student absences.

You may operate and contract for services to provide health care services to students and/or employees and their respective families, so long as the District complies with chapter 38 of the Texas Education Code and El Campo ISD Board Policy FFAE. The general requirements are summarized below.

Required Steps to Establish School Based Health Centers

Chapter 38 of the Texas Education Code contains specific requirements that must be met in order for a school district to provide cooperative health care programs to students and their families, including required community input and a recommendation from an advisory council.

“On the recommendation of an advisory council, the District may establish a school-based health center at one or more campuses in the District to meet the health-care needs of students and their families. The District may contract with a person to provide services at a school-based health center.” – FFAE (LOCAL); TEC 38.051.

Step 1: Create a Local Health Education and Health-Advisory Council

In order to establish a school-based health center, the District must establish a “local health education and health-care advisory council” (the “Council”) and the Council must make a recommendation for establishment. The Council must be created by the board of trustees “to make recommendations to the district on the establishment of school-based health centers and to assist the district in ensuring that local community values are reflected in the operation of each center.” Tex. Educ. Code § 38.058(a). The Council may contain the same or similar members as the SHAC, but the requirements for membership are more specific and less flexible than the SHAC membership, and as a result the two councils may not have the exact same membership.

A majority of Council members must be parents of students who are enrolled in the district. In addition to parents, the Council must, at a minimum include: 1) a teacher; 2) a school administrator; 3) a licensed health care professional; 4) a member of the clergy; 5) a law enforcement officer; 6) a member of the business community; 7) a senior citizen; and 8) a student. Tex. Educ. Code § 38.058 (b). This is a sizable council designed to represent the community.

Step 2: Receive a Recommendation from the Council

The Council needs to make a recommendation to the Board of Trustees for establishment of a school-based health centers to meet the needs of students and their families. The recommendation should include the goals to be met by establishing the school-based health centers. These goals should include: 1) reducing student absenteeism; 2) increasing a student’s ability to meet the student’s academic potential; and 3) stabilizing the physical well-being of a student. These three goals are important as they are required in order to be eligible for Texas Health and Human Services grant funding.

Step 3: Coordinate with Existing Providers

As Wharton County's population is less than 50,000, the District and the Council must make a good faith effort to identify and coordinate with existing health service providers in the area to preserve and protect existing health care systems and relationships. Tex. Educ. Code § 38.060. Records of these efforts must be maintained. Id.

Step 4: Identify Categories of Services to be Provided

Section 38.054 of the Texas Education Code limits the categories of health care services that may be provided through a school-based health center. The permissible categories are:

- 1) health care, including immunizations;
- 2) family and home support;
- 3) dental care;
- 4) health education; and
- 5) preventive health strategies.

If the program is grant funded in whole or in part, the school-based health center is prohibited from providing reproductive services, counseling, or referrals. Tex. Educ. Code § 38.055.

Step 5: Negotiate a Contract for the Operation of the School-Based Health Center

I understand that a local hospital may be willing to operate the health center. Negotiating a cooperative relationship between the hospital and District should include consideration of the

scope of services that will be provided, and require the provider to comply with all legal requirements, including those set forth in Chapter 38 of the Texas Education Code. It is highly recommended the contract be subjected to legal review.

Step 6: Hold a Public Hearing

Prior to entering into a contract and establishing the health center, the Board must hold a public hearing. During the public hearing the following information must be shared:

- 1) The health care services to be provided;
- 2) Whether federal law permits or requires any health care service provided to be kept confidential to be kept confidential from parents;
- 3) Whether a child's medical records will be accessible to the child's parent;
- 4) Information concerning grant funds to be used;
- 5) The titles of the persons who will have access to the medical records of a student; and
- 6) The security measures that will be used to protect the privacy of students' medical records.

Tex. Educ. Code § 38.012. The public hearing must include an opportunity for public comment. After the public hearing the Board must take action to approve the establishment of the school-based health center. Id.

Making School-Based Health Center Available to Employees

In addition to allowing students and parents to access the school-based health center, the District may make it available to employees. Providing this on-site health clinic to employees does not violate section 22.004(i) of the Texas Education Code, which states that a school district that participates in TRS-ActiveCare may not make other group health coverage available to its employees. The Texas Attorney General has opined that an on-site health clinic would not violate 22.004(i) as it only supplements employee health care options.

If grant funds are used for the operation of the school-based health center, the District must ensure that providing employee access would be within the allowable use of the grant funds.

Conclusion

With careful planning and community input, the District may establish quality and comprehensive school-based health centers to serve students, employees and families. A good starting place in deciding whether this may be a good fit for ECISD would be to communicate with administrators from other school districts that are currently operating school-based health centers.

Action Required

Business and Operations	Request Approval to allow RWS to Proceed with the Bid Process for high school Perimeter Fencing
Summary	May 28, 2018, Dennis Rawlings, David Bright, Demetric Wells, Gary Williamson, Jeff Balcar and Kelly Waters meet to discuss campus safety and security, which included fencing in the high school. Since then, the school board members have had several discussions centered on limiting access to the high school.
ECISD Board Policy	CH (LEGAL), PURCHASING AND ACQUISITION
Effective Date	September 25, 2018
Previous Board Action	At the regular meeting last month the Board reviewed mapping of the proposed high school fencing.
Future Action Expected	None.
Background Information and Significant Issues	Limiting access to the high school campus will create a “culture of change.” Just as 911 changed airport security, parents are going to have to arrive early to park and check in for events.
Fiscal Impact	None.
Student and Public Benefit	EI Campo ISD has state-of-the-art facilities that are safe, secure, and meet the educational needs of all students.
Procedural and Reporting Implications	The requirements associated with the bidding process.
Public Comments	None.
Alternatives	None.
Other Comments and Related Issues	None.

Attachments

None.

Contact Person(s)

David Bright, Assistant Superintendent for Business and Operations

Action Required

Motion, second and majority vote to approve RWS to Proceed with the Bid Process for the high school perimeter fencing.

Superintendent's Recommendation

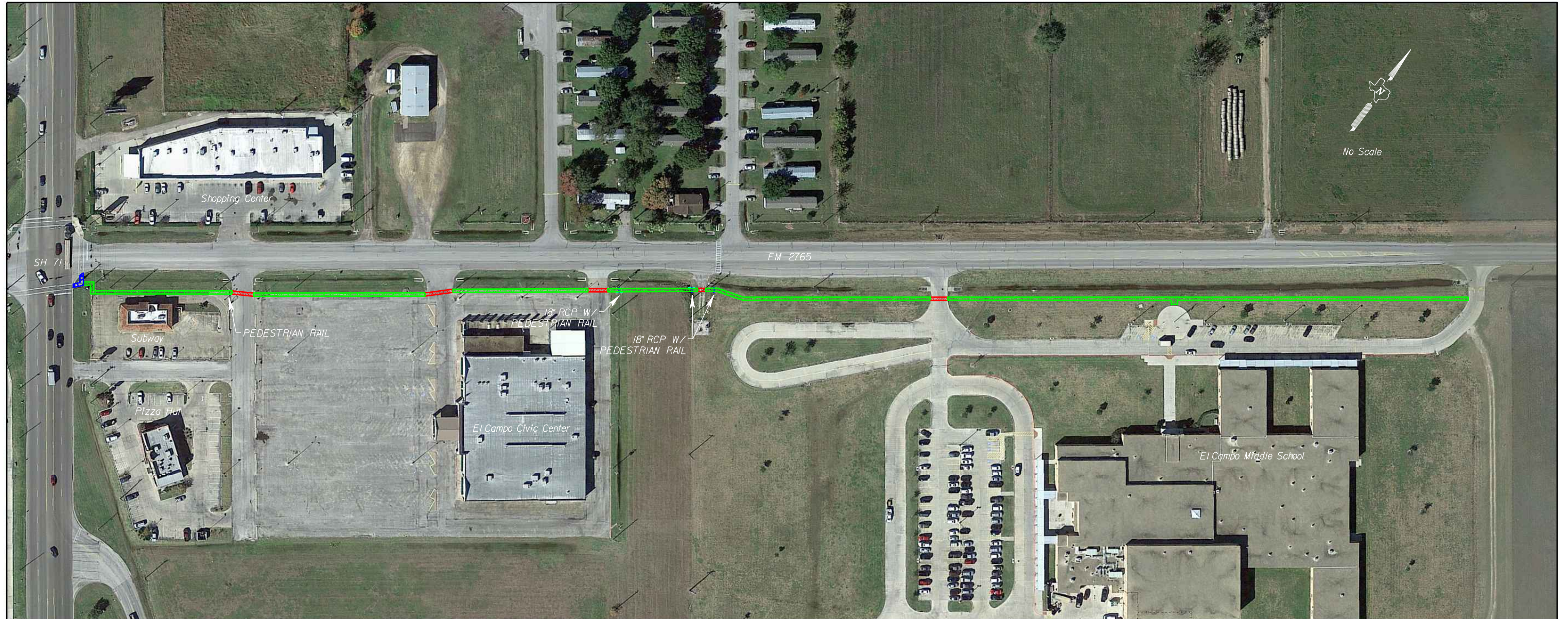
I recommend that you approve RWS to Proceed with the Bid Process for the high school perimeter fencing.

Kelly Waters, Superintendent of Schools

Action Required

Action Item	Consider Approval of TxDOT Easement at Middle School for Sidewalks
Summary	<p>The City of El Campo reached out to TxDOT about the issues with students having no sidewalks from middle school and walking all over the place after school release.</p> <p>TxDOT feels like they are going to be able to fund sidewalks in the upcoming resurfacing project for FM 2765.</p> <p>Minid Synder said that all TxDOT wanted from the city was to secure the right-of-way and it would involve City property along the Civic Center and only two other owners besides the school. The city has to move quickly to get this accomplished as TxDOT plans to let this in December.</p>
ECISD Board Policy	CDB (LEGAL), OTHER REVENUES: SALE, LEASE, OR EXCHANGE OF SCHOOL OWNED PROPERTY
Effective Date	TBD
Previous Board Action	None
Future Action Expected	<p>The City stated that there is another job from Hwy 71 Intersection north to FM 1300 that will be letting early next year and they intend to have a sidewalk in that as well.</p> <p>In addition, TxDOT is finally listening to EC about the needs on Wharton Street so may see that at some point in the future as it is in their improvement plan now and would be a 3-lane road with closed ditches and sidewalks.</p>
Background Information and Significant Issues	With limited transportation in town, many middle school students walk home after school.
Fiscal Impact	None
Student and Public Benefit	Provides an easement for sidewalks to the middle school site.
Procedural and Reporting Implications	None.
Public Comments	None.


Alternatives	None.
Other Comments and Related Issues	None
Attachments	Legal description of easement
Contact Person(s)	Kelly Waters, Superintendent of School
Action Required	Motion, second, and majority vote to authorize the TxDOT Easement agreement at Middle School for Sidewalks
Superintendent's Recommendation	I recommend that you authorize the TxDOT Easement agreement at Middle School for Sidewalks Kelly Waters, Superintendent of Schools



No Scale

EL CAMPO SIDEWALK

FROM SH 71 TO EL CAMPO MIDDLE SCHOOL



YOAKUM DISTRICT

Information Only

Superintendent's Report	Superintendent's Annual Travel Plans
Summary	<p>The following is a list of meetings/conferences that I have planned for the year. This list is not all inclusive as other meetings or professional development seminars may come up during the year.</p> <ul style="list-style-type: none">• Region III TASA Superintendent's Study Group – typically every month in Victoria• Safe Schools Training• Attend At-Risk Conference with campus leaders• Texas Workforce Conference – CDC covers the cost• TASA Administrators' Midwinter Convention in Austin• TASB Summer Leadership Institute June• Texas Association of Midsized Schools Committee Meetings usually held in conjunction with other statewide events
ECISD Board Policy	BJA (LOCAL), SUPERINTENDENT: QUALIFICATIONS AND DUTIES
<u>Effective Date</u>	September 25, 2018
Previous Board Action	The Board receives an annual report on probable out-of-district travel for the Superintendent.
Future Action Expected	The Board receives an annual report on probable out-of-district travel for the Superintendent.
Background Information and Significant Issues	This year I serve on committees for UIL Music, Texas Association of Midsized Schools legislative committee, Professional Learning Committee, one of TASA's Major Committees and and elected member of the Region 3 TASA Study Group.
Fiscal Impact	Travel expenses as per superintendent's contract and district policy.
Student and Public Benefit	These travel opportunities provide the Superintendent the opportunity to stay abreast of developments in educational

leadership and administration as required by the superintendent's job description.

Procedural and Reporting Implications

Travel Expense Reports filed monthly.

Public Comments

None.

Alternatives

None.

Other Comments and Related Issues

None.

Attachments

None.

Contact Person(s)

Kelly Waters, Superintendent of Schools

Action Required

No action required.

Superintendent's Recommendation

This is an information report only.

Kelly Waters, Superintendent of Schools

Discussion Item

Curriculum & Instruction	Discussion of District Student Management Directive
ECISD Board Policy	None.
Effective Date	Ongoing
Previous Board Action	<p>The board has requested monthly updates on campus discipline committees in reference to the following board directive:</p> <p>Using current district resources, develop a district-wide plan that complies with legal guidelines and reflects the values of the community, emphasizes consequences for actions, values the educational experience of all students, emphasizes communication with parents/community, aims to eliminate disruptions to the educational process, and empowers each campus to develop a unique, individualized, campus-specific discipline plan built within the parameters of the district-wide plan.</p>
Future Action Expected	Monthly Progress Report
Background Information and Significant Issues	<p>In the spring of 2014, the district formed a committee of teachers to investigate discipline concerns in ECISD. The committee spent a considerable amount of time researching best practices and considered purchasing a “canned” student management program. Eventually, the committee decided to use ECISD’s best practices and write suggestions for teachers and administrators. This document is known as EC’s PR Plan which foundation is based on building positive relationships.</p>
Fiscal Impact	None.
Student and Public Benefit	<p>Proactive student discipline provides the district with the opportunity to intervene with those who may need special attention.</p>
Procedural and Reporting Implications	None.
Public Comments	None.
Alternatives	None.

Other Comments and Related Issues**Myatt-** Myatt Discipline Committee meet on Sept. 7th:

Roles and Responsibilities of Committee Members were defined. The behavior documenting process was explained/reviewed. Behavior team members will meet this week with the teachers during their PLC's to share the Behavior Committee power point and demonstrate how to access the behavior forms in Eduphoria to start the request for assistance process. A folder has been created on the shared drive called Behavior Resources for any teacher to save resources they have created or used that would be beneficial for other teachers to use with their students (visual schedule, individual incentive charts, social stories, etc).

Hutchins- Our Discipline Committee met on Friday, September 14 and looked at a comparison of 17-18 discipline to 18-19 discipline at this point of the school year (5 weeks). We are up by four more disciplines this year but are confident it will level off now that we have a handle on individual situations. The committee discussed RtI behavior and students at Tier 2 who may need to move to a Tier 3 and how to move forward.

Our SWPBS Committee also met on Friday, September 14 to discuss our new positive behavior supports including Classroom Stars (classrooms earn stars for incentives) and Bird Bucks (individual students can earn during dismissal and can use as they would Dojo bucks).

Northside- Committee meet on Sept. 20th at 7:30. Discussion about behavior of Hall B in the cafeteria lines before they enter the cafeteria. Make sure that teachers are staying until all their students have entered the cafeteria and they are quiet and standing appropriately in line while waiting to enter. Hall B behavior during dismissal. Make sure the lines are running smoothly and the students are exiting at the appropriate times. It was also decided that students could play on their own electronic device while they are waiting in the pick-up lines and the bus lines after school. If it becomes a distraction, they will not be allowed to have out for a weeks' time. Committee members were told to bring concerns that they see and that their fellow teachers are expressing to them to the committee.

ECMS- Campus discipline committee met last week and a few adjustments to lunch dismissal were made as a result. Gum and food in the classroom were identified as the 2 most common issues to date. In addition, the first round of student discipline meetings were held- 6 students per grade level were invited to participate. Feedback was positive from all involved.

ECHS- The discipline committee met and reviewed dress code and cellphone/earbud incidences. Teachers are providing positive feedback regarding the new cellphone/earbud policy; it has been working pretty well the first six-weeks of school.

Attachments

None

Contact Person(s)	Kelly Waters, Superintendent of Schools
Action Required	No action required.
Superintendent's Recommendation	Discussion Item. Kelly Waters, Superintendent of Schools

TO: Kelly Waters
 FROM: David Bright
 RE: Security Guards

Attached is a TASB Job Description for the position and information regarding what was reported to TASB in their survey for the 2017-18 school year. Below is a list of schools who reported the position from Region 2, 3, 4 and 13.

Region 2	Alice	5,078	8
	Beeville	3,254	2
	Brooks County	1,544	3
	Corpus Christi	37,882	14
	Gregory-Portland	4,405	1
	Kingsville	3,256	1
	London	1,048	1
	Mathis	1,660	1
	Robstown	2,794	2
Region 3	Victoria	14,241	10
Region 4	Aldine	67,056	6
	Clear Creek	41,686	5
	Crosby	6,066	2
	Cypress-Fairbanks	116,335	5
	Fort Bend	75,355	11
	Galena Park	23,000	4
	Galveston	6,261	3
	Goose Creek	23,567	12
	Houston	213,356	22
	Humble	41,950	5
	Katy	77,528	50
	Klein	52,431	4
	La Porte	7,421	5
	Lamar	32,125	16
	Texas City	8,820	16
Tomball	15,929	3	
Region 13	Austin	67,056	45
	Bastrop	10,935	2
	Del Valle	11,244	8
	Hays	19,844	6
	Hutto	7,212	4
	Manor	9,135	6
	Marble Falls	4,248	1
	New Braunfels	8,844	4
	Round Rock	48,663	

This model job description is intended for resource purposes only and should be edited and revised to accurately reflect local job assignments, qualifications, and working conditions.

Job Title: Security Guard **Exemption Status/Test:** Nonexempt
Reports to: Principal or Assistant Principal **Funding Source:**
Dept./School: Assigned Campus

Primary Purpose:

Under general supervision, provide security and protection for students, staff and visitors and prevents property loss due to theft or vandalism.

Qualifications:

Education/Certification:

High School Diploma or GED
Clear and valid Texas driver's license

Special Knowledge/Skills:

Ability to clearly and accurately record information
Ability to follow verbal and written instructions
Ability to work effectively with youths and adults
Ability to communicate effectively (verbally)

Experience:

None

Major Responsibilities and Duties:

Student Management

1. Patrol assigned campus. Monitor student behavior and enforce school rules related to student conduct, vehicle operation, and parking.
2. Resolve conflict or confrontation between students and report disturbances to principal or assistant principal.
3. Control traffic and parking on campus grounds during school hours and at after hours events.

Security and Parking

4. Register student vehicles and maintain accurate records of registration.
5. Work cooperatively with office personnel to inform students of problems with vehicles (i.e., improperly parked, lights on, etc.)
6. Assist law enforcement personnel as needed.

- 7. Notify police, fire department, or other appropriate authority of any situation requiring immediate attention.
- 8. Give directions or act as a guide to authorized visitors.

Supervisory Responsibilities:

None.

Mental Demands/Physical Demands/Environmental Factors:

Tools/Equipment Used: District vehicle, two-way radio, alarm system and other security equipment, fire extinguisher, and standard office equipment including computer and peripherals

Posture: Prolonged sitting and standing

Motion: Strenuous walking and climbing stairs; occasional keyboarding and use of mouse, moderate driving

Lifting: Moderate lifting and carrying (15–44 pounds)

Environment: Work inside and outside (moderate exposure to sun, heat, cold, and inclement weather); moderate exposure to noise and vehicle exhaust; frequent districtwide travel.

Other: Specific hearing and visual requirements; may be subject to adverse and hazardous working conditions, including violent and armed confrontations; ability to control sudden violent or extreme physical acts of others and exhibit rapid mental and muscular coordination simultaneously

Mental Demands: Maintain emotional control under stress; prolonged hours; on call 24 hours a day

This document describes the general purpose and responsibilities assigned to this job and is not an exhaustive list of all responsibilities and duties that may be assigned or skills that may be required.

Reviewed by _____ Date _____

Received by _____ Date _____

Regions 2, 3, 4 & 13



El Campo ISD

Salary Report of: Security Guard

Market Median Pay: \$13.38

Summary

District	Number of Districts	Median Staff Count	Median Duty Days	Pay Ranges		Average Incumbent Pay		
				Median Minimum	Median Maximum	25th Percentile	Median / 50th Percentile	75th Percentile
My District								
Market Group	36	5	187	\$11.70	\$17.03	\$12.63	\$13.38	\$16.23
Comparison to Market (%)								
Dollar Difference (\$)								

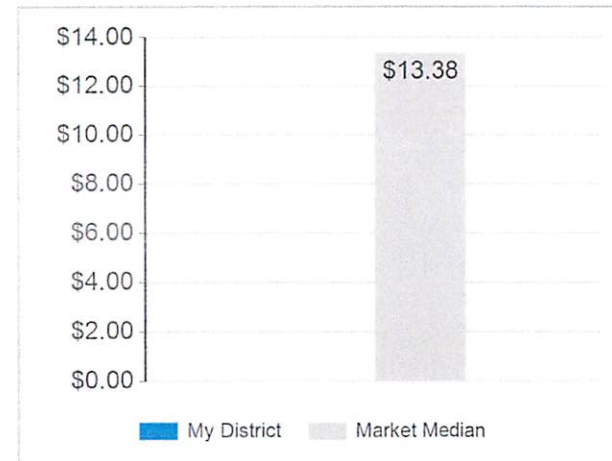
Data Selection Criteria

Enrollment: All
 ESC Region: Multiple
 Effective School Year: 2017-2018

Benchmark Job Description

Security Guard

Enforces district regulations established for the protection of people and property. May be required to secure or patrol district facilities (schools, buildings, warehouse, etc.) or sites (fields, parking lots, etc.) in a vehicle or on foot at any time of day.



El Campo ISD



Salary Report of: Security Guard

Market Median Pay: \$13.38

District Details

District	ESC	Enrollment	Staff Count	Duty Days	Duty Hours	Pay Range Minimum	Pay Range Maximum	Average Pay
My District								
Market Group Median		11,090	5	187	40.00	\$11.70	\$17.03	\$13.38
Comparison to Market (%)								
Dollar Difference (\$)								

District	ESC	Enrollment	Staff Count	Duty Days	Duty Hours	Pay Range Minimum	Pay Range Maximum	Average Pay
Aldine ISD	04	67,056	6	187	40.00	\$11.10	\$20.11	\$15.61
Alice ISD	02	5,078	8	240	40.00	\$10.96	\$17.16	\$11.86
Austin ISD	13	80,858	45	209	40.00	\$16.17	\$22.74	\$14.41
Bastrop ISD	13	10,935	2	260	40.00	\$11.53	\$18.67	\$13.04
Beeville ISD	02	3,254	2	190	40.00			\$24.10
Brooks County ISD	02	1,544	3	187	40.00	\$11.50	\$16.54	\$13.10
Clear Creek ISD	04	41,686	5	183	40.00	\$10.79	\$16.63	\$12.66
Corpus Christi ISD	02	37,882	14	226	40.00	\$10.69	\$16.03	\$13.05
Crosby ISD	04	6,066	2	180	40.00	\$18.74	\$26.33	\$21.52
Cypress-Fairbanks ISD	04	116,335	5	260	40.00	\$11.42	\$28.61	\$20.09
Del Valle ISD	13	11,244	8	187	40.00	\$12.43	\$18.72	\$18.32
Eanes ISD	13	8,042	4	187	40.00	\$13.36	\$19.23	\$16.22
Fort Bend ISD	04	75,355	11	180	40.00	\$11.33	\$16.31	\$13.33

Source: 2017-2018 TASB District Personnel Salary Survey

Report Created: 9/13/2018 3:29:43 PM

©2018 Texas Association of School Boards. All rights reserved.

El Campo ISD



Salary Report of: Security Guard
 Market Median Pay: \$13.38

District Details

District	ESC	Enrollment	Staff Count	Duty Days	Duty Hours	Pay Range Minimum	Pay Range Maximum	Average Pay
Galena Park ISD	04	23,000	4	260	40.00	\$12.47	\$17.61	\$13.66
Galveston ISD	04	6,261	3	187	38.75	\$10.70	\$15.91	\$11.88
Goose Creek CISD	04	23,567	12	177	40.00	\$14.33	\$20.65	\$15.34
Gregory-Portland ISD	02	4,405	1	175	26.25	\$11.70	\$16.23	\$13.41
Hays CISD	13	19,844	6	248	40.00	\$11.57	\$17.37	\$16.98
Houston ISD	04	213,356	22	260	40.00	\$12.00	\$16.00	\$13.29
Humble ISD	04	41,950	5	261	40.00	\$13.18	\$18.43	\$14.33
Hutto ISD	13	7,212	4	187	40.00	\$12.17	\$14.84	\$13.34
Katy ISD	04	77,528	50	187	40.00	\$13.21	\$19.31	\$15.89
Kingsville ISD	02	3,256	1	182	40.00	\$11.04	\$15.88	\$12.54
Klein ISD	04	52,431	4	240	40.00	\$14.24	\$20.48	\$20.82
La Porte ISD	04	7,421	5	172	40.00	\$11.70	\$16.50	\$14.40
Lamar CISD	04	32,125	16	187	40.00	\$21.79	\$31.37	\$26.26
London ISD	02	1,048	1	207	40.00			\$23.25
Manor ISD	13	9,135	6	187	40.00	\$12.44	\$17.92	\$13.15
Marble Falls ISD	13	4,248	1	187	40.00	\$11.76	\$16.90	\$12.50
Mathis ISD	02	1,660	1	182	40.00	\$9.75	\$16.00	\$10.25
New Braunfels ISD	13	8,844	4	183	40.00	\$12.66	\$18.22	\$16.26
Robstown ISD	02	2,794	2	187	40.00	\$9.44	\$12.76	\$11.10

Source: 2017-2018 TASB District Personnel Salary Survey

©2018 Texas Association of School Boards. All rights reserved.

El Campo ISD



Salary Report of: Security Guard

Market Median Pay: \$13.38

District Details

District	ESC	Enrollment	Staff Count	Duty Days	Duty Hours	Pay Range Minimum	Pay Range Maximum	Average Pay
Round Rock ISD	13	48,663	7	180	40.00	\$11.19	\$16.11	\$12.07
Texas City ISD	04	8,820	16	183	40.00	\$11.93	\$14.32	\$12.82
Tomball ISD	04	15,929	3	177	40.00	\$11.43	\$15.80	\$11.94
Victoria ISD	03	14,241	10	183	40.00	\$10.73	\$15.30	\$10.97

Safe and Healthy Schools Initiative

Exceptional Item # 1

General Description:

The Safe and Healthy Schools Initiative is built upon a multi-tiered systems of support framework and grounded in 4 primary pillars: 1) Mental Health Supports; 2) Positive School Culture; 3) Facility Safety; and, 4) Emergency Response. This initiative serves both traditional ISDs and Charters

Funding Request:

- 2020-21: \$54.5M

Additional Details:

- FTE Total Request: 6
- MOF: General Revenue

The Four Pillars of Safe and Healthy Schools:

1. **Mental Health Supports:** access to counseling resources, mental health professional networks, threat assessment protocols, and teacher and administrator training on mental health needs. This includes creating a state-level repository for districts to utilize in order to better understand their local mental health provider landscape and developing model guides and tools for implementing effective school based mental and behavioral health supports and services.
2. **Positive School Culture:** character education, positive behavior supports and interventions, trauma-informed education, restorative discipline practices, suicide prevention, resiliency, anti-bullying, and anti-cyber-bullying. This would include programs to encourage student, family, school staff and community engagement on these issues.
3. **Facility Safety:** facilities hardening and the presence of School Resource Officers (SROs) and school marshals on a campus.
4. **Emergency Response Coordination:** police collaboration, drills, training on crisis and emergency response, and notification protocols. This would include programs to encourage school presence of law enforcement on a regular (non-incident caused) basis.

Initiative Framework:

- **Safe and Healthy Schools Self-Assessment Rubric:** TEA, in collaboration with TxSSC, will develop a framework and associated rubric to help districts self-assess and identify areas for potential improvement in school safety, including mental health supports. TEA will also review school districts' and charter schools' school safety and security audits.
- **State and regional level technical assistance:** TEA, in collaboration with the Regional Education Service Centers (ESCs), will set up a Safe and Healthy Schools technical assistance program to provide guidance and assistance to schools as they work to improve the mental health coordination and supports and school culture pillars. Texas School Safety Center would continue to provide technical assistance on facility hardening and emergency response coordination.
- **Fast-Track to Safer Schools Grants:** TEA would develop grants to assist school districts in their deficiencies of any of the four pillars.

Technical Assistance and Fast-Track to School Safety Grants (\$49M): A technical assistance apparatus will be set up at TEA and the ESCs to support this framework coupled with grants to ensure proven mental health and safety programs are in place.

Safe and Healthy Schools Initiative

Exceptional Item # 1

Framework Component	Funding	FTEs	Purpose
<i>Mental Health and School Culture</i>	\$2.0M	6.0	Focus on codifying best practices, providing sample tools, resources and effective models, providing technical support, and managing statewide grants. Support and training for school staff on trauma-informed care and best practices strategies. Includes IT requirements.
	\$20M	0	Grants (\$20M) for programs with the ultimate goal of ensuring students on every campus across the state have access to needed behavioral health services through innovative, proven programs
	\$5.0M	0	Grants to the Regional Education Service Centers (ESCs) to support one FTE at each ESC, to provide local support, directed by the service center but advised by TEA staff and guided by the self-assessment results and TEA audit findings
	\$10M	0	Mental Health First Aid, Telemedicine, trauma-informed care, and coordination of access to mental health professionals, including creation and maintenance of regional and local provider lists.
<i>Facility Safety and Emergency Response Coordination</i>	\$10M	0	Grants to LEAs to match local funds for facility hardening activities as a result of their self assessment and audit
	\$2.5M	0	Grants to Texas School Safety Center to assist in the creation and technical guidance and support for best practice school safety improvements.
<i>Pilot Grants</i>	\$5.0	0	Pilot grants for innovative programs to increase school safety.
TOTAL	\$54.5 M	6	

Current M.S.	504	7	4/2/2018	threats	30		9/14/2018
Exited							
Withdrawn							

**El Campo Police Department
School Resource Officer
August 2018 Monthly Totals**

El Campo Middle School

ACTIVITY	Week 1	Week 2	Week 3	Week 4	Week 5	TOTAL
Staff Contacts	0	0	16	8	12	36
Parent Contacts	0	0	10	2	0	12
Visits to other campuses	0	0	0	1	0	1
Presentations in classrooms	0	0	0	0	0	0
Assist teachers	0	0	12	5	4	21
Assist Investigators	0	0	0	0	0	0
Assist Students	0	0	25	19	12	56
Disturbances	0	0	0	0	0	0
Fights	0	0	0	0	0	0
Assaults	0	0	0	0	0	0
Citations	0	0	0	0	0	0
Arrests	0	0	0	0	1	1
Weapons Offense	0	0	0	0	0	0
Gang related Incidents/Contacts	0	0	0	0	0	0
Sobriety Tests given	0	0	0	0	1	1
Offense/Supplement Reports	0	0	0	0	2	2
Municipal Court	0	0	0	0	0	0
Accident Reports	0	0	0	0	0	0

El Campo High School

ACTIVITY	Week 1	Week 2	Week 3	Week 4	Week 5	TOTAL
Staff Contacts	0	0	0	1	10	11
Parent Contacts	0	0	1	8	7	16
Visits to other campuses	0	0	0	4	3	7
Presentations in classrooms	0	0	0	0	1	1
Assist teachers	0	0	5	11	8	24
Assist Investigators	0	0	0	0	0	0
Assist Students	0	0	24	34	26	84
Disturbances	0	0	0	0	0	0
Fights	0	0	0	0	0	0
Assaults	0	0	0	0	0	0
Citations	0	0	0	0	0	0
Arrests	0	0	0	0	0	0
Weapons Offense	0	0	0	0	0	0
Gang related Incidents/Contacts	0	0	0	0	0	0
Sobriety Tests given	0	0	0	0	0	0
Offense/Supplement Reports	0	0	0	0	2	2
Municipal Court	0	0	0	0	0	0
Accident Reports	0	0	0	1	1	2
School District Safety Drills	0	0	0	0	0	0