

Agenda of Regular

The Board of Trustees El Campo Independent School District

A Regular of the Board of Trustees of El Campo Independent School District will be held August 26, 2014, beginning at 7:00 PM in the Boardroom, 700 W. Norris, El Campo, TX 77437.

The subjects to be discussed are as listed below.

1. Public Comment
2. Curriculum and Instruction
 - A. Review of State Accountability Ratings 4
3. Call to Order/Opening Prayer/Pledge of Allegiance
4. Recognition
 - A. El Campo FFA Golden Horizon Award 106
5. Carrie Stogner
6. Katrese Skinner - Nominated for Texas Speech and Communciation Association High School Teacher of the Year
7. Consent Agenda
 - A. Personnel
 1. Consider Approval of 2014-2015 PDAS Calendar 108
 - B. Students
8. Governance
9. Consider Approval of the Minutes 112
10. July 15, 2014 - Regular Meeting 114
11. July 29, 2014 - Special Meeting to Conduct Facilities Workshop 118
12. August 12, 2014 - Special Meeting to Conduct a Budget Workshop and Call Bond Election 120
13. Consider Approval of Regional Day School Program for the Deaf - Victoria Shared Services Arrangement Agreement 121
14. Business and Support Services
 - A. Monthly Report on Myatt and Northside Elementary Security Entrances and Northside Canopy Project 133
 - B. Consider Approval of Final Budget Amendments for FY 2013-2014 138
 - C. Review Application and Certification for Payment for Myatt and Northside Elementary Schools Security Entrances and Northside Elementary School Canopy Addition 141
15. Monthly Report on High School Baseball and Softball Fields Complex Construction Progress Meetings 150
16. Review Application and Certification for Payments for Baseball and Softball Field Construction Escrow Account 173
17. Review RWS Invoices 180
18. Consider Annual Approval of Vendors List 190

19. Consider Annual Approval of Interlocal Agreements with Purchasing Cooperatives	198
20. Consider Annual Approval of Resolution to Commit Fund Balance	201
21. Review of Monthly Financial Reports	204
22. Review of Checks Written for the Month of July, 2014	213
23. Consider Approval of PDAS Appraisers for 2014-2015	215
24. Curriculum and Instruction	
25. Business and Operations	
26. Consider Approval of General Operating Budget for FY2014-2015	218
27. Review of Special Revenue Budgets for FY 2014-2015	235
28. Consider Approval of Ordinance Setting M&O and I&S Tax Rates for FY2014-2015	237
29. Consider Approval of Guaranteed Maximum Price for Renovations to El Campo High School Auditorium	240
30. Review of Performance of ECISD Students on State Assessments Compared to State Cohort	
31. Governance	
32. Discuss Possibility of Changing Regular Meeting Dates	259
33. Review of TASB Localized Policy Update 100	263
34. Closed Session:	
35. Personnel	
A. Review of Personnel Changes for 2014-2015	
36. Report on Teachers Teaching Outside Certification Areas	
37. Report on Personnel Exit Interviews	
38. Superintendent's Report	
A. Governance	
B. Personnel	
C. Students	
39. Business and Support Services	
40. Curriculum and Instruction	
41. Community and Governmental Relations	
42. Adjournment	

If, during the course of the meeting, discussion of any item on the agenda should be held in a closed meeting, the Board will conduct a closed meeting in accordance with the Texas Open Meetings Act, Government Code, Chapter 551, Subchapters D and E. Before any closed meeting is convened, the presiding officer will publicly identify the section or sections of the Act authorizing the closed meeting. All final votes, actions, or decisions will be taken in open meeting.

The notice for this meeting was posted in compliance with the Texas Open Meeting Act on August 22, 2014 at 2:00 p.m.

For the Board of Trustees

Agenda Item Summary Sheet (6 B)
Meeting Date: August 26, 2014
Submitted by: Mark Pool, Superintendent

Information Item

Curriculum and Instruction	Review of State Accountability Ratings
Summary	The 2014 State Accountability Ratings were formally released on Friday, August 8 th . The El Campo Independent School District and all campuses <i>Met Standard</i> .
ECISD Board Policy	AIA (LEGAL) – ACCOUNTABILITY, ACCREDITATION AND PERFORMANCE INDICATORS
Effective Date	August 8, 2014
Previous Board Action	The Board previously reviewed each Index of the State Accountability System.
Future Action Expected	The Board will receive a formal report each year following the release of the State Accountability ratings.
Background Information and Significant Issues	None.
Fiscal Impact	Unknown.
Student and Public Benefit	The public is informed with regards to how the district and all campuses perform on the State Accountability System.
Procedural and Reporting Implications	None.
Public Comments	None.
Alternatives	None.
Other Comments and Related Issues	None
Attachments	<ul style="list-style-type: none">• 2014 Accountability Summary - Elementary• 2014 Accountability Summary - Secondary

Contact Person(s)	Kelly Waters, Assistant Superintendent for Curriculum and Instruction
Action Required	No action required
Superintendent's Recommendation	This is an information item only. Mark Pool, Superintendent of Schools

TEXAS EDUCATION AGENCY
2014 Accountability Summary
 NORTHSIDE EL (241903103) - EL CAMPO ISD

Accountability Rating

Met Standard

Distinction Designation

Met Standards on

- Student Achievement
- Student Progress
- Closing Performance Gaps
- Postsecondary Readiness

Did Not Meet Standards on

- NONE

Academic Achievement in Reading/ELA

NO DISTINCTION EARNED

Academic Achievement in Mathematics

NO DISTINCTION EARNED

Academic Achievement in Science

NO DISTINCTION EARNED

Academic Achievement in Social Studies

NOT ELIGIBLE

Top 25 Percent Student Progress

NO DISTINCTION EARNED

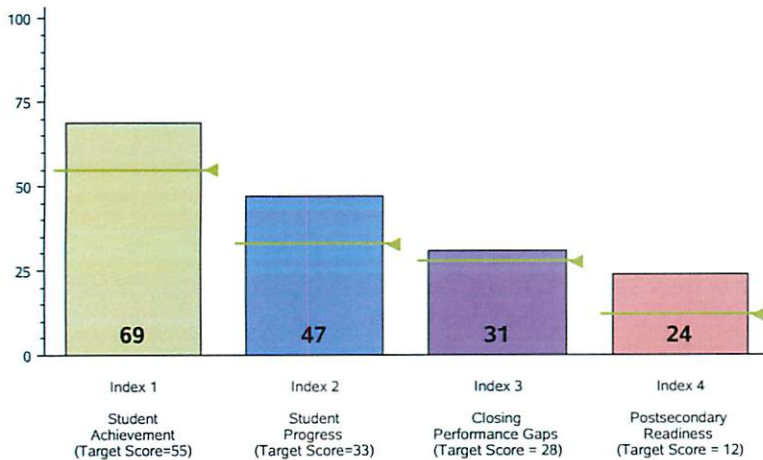
Top 25 Percent Closing Performance Gaps

NO DISTINCTION EARNED

Postsecondary Readiness

NO DISTINCTION EARNED

Performance Index Report



Campus Demographics

Campus Type	Elementary
Campus Size	566 Students
Grade Span	04 - 05
Percent Economically Disadvantaged	69.1%
Percent English Language Learners	14.5%
Mobility Rate	6.9%

Performance Index Summary

Index	Points Earned	Maximum Points	Index Score
1 - Student Achievement	1,127	1,644	69
2 - Student Progress	1,122	2,400	47
3 - Closing Performance Gaps	749	2,400	31
4 - Postsecondary Readiness			
STAAR Score	23.8		
Graduation Rate Score	N/A		
Graduation Plan Score	N/A		
Postsecondary Indicator Score	N/A		24

System Safeguards

Number and Percent of Indicators Met

Performance Rates	21 out of 28 = 75%
Participation Rates	14 out of 14 = 100%
Graduation Rates	N/A
Total	35 out of 42 = 83%

For further information about this report, please see the Performance Reporting Division web site at <http://ritter.tea.state.tx.us/perfreport/account/2014/index.html>

TEXAS EDUCATION AGENCY
2014 Index 1: Student Achievement Calculation Report
NORTHSIDE EL (241903103) - EL CAMPO ISD

	Reading		Mathematics		Writing		Science		Social Studies		Total	% Phase-in Satisfactory Standard	Index Points
# at Phase-in Satisfactory Standard	371	+	429	+	153	+	174	+	0	=	1,127		
Total Tests	548	+	549	+	267	+	280	+	0	=	1,644	69	69
Index 1 Score (Target=55)												69	

TEXAS EDUCATION AGENCY
2014 Index 1: Student Achievement Data Table
NORTHSIDE EL (241903103) - EL CAMPO ISD

	All Students	African American	Hispanic	White	American Indian	Asian	Pacific Islander	Two or More Races	Special Ed	Econ Disadv	ELL
2014 STAAR Performance											
All Subjects											
Percent of Tests											
% at Phase-in Satisfactory Standard	69%	54%	66%	83%	*	*	*	78%	51%	64%	58%
Number of Tests											
# at Phase-in Satisfactory Standard	1,127	99	701	311	*	*	*	7	80	724	136
Total Tests	1,644	185	1,062	376	*	*	*	9	158	1,137	234
Reading											
Percent of Tests											
% at Phase-in Satisfactory Standard	68%	61%	64%	80%	*	*	*	*	55%	63%	53%
Number of Tests											
# at Phase-in Satisfactory Standard	371	38	228	100	*	*	*	*	29	237	41
Total Tests	548	62	354	125	*	*	*	*	53	379	78
Mathematics											
Percent of Tests											
% at Phase-in Satisfactory Standard	78%	60%	77%	89%	*	*	*	*	58%	75%	81%
Number of Tests											
# at Phase-in Satisfactory Standard	429	37	273	112	*	*	*	*	31	285	63
Total Tests	549	62	354	126	*	*	*	*	53	380	78
Writing											
Percent of Tests											
% at Phase-in Satisfactory Standard	57%	45%	56%	72%	-	-	*	*	48%	54%	33%
Number of Tests											
# at Phase-in Satisfactory Standard	153	13	100	39	-	-	*	*	13	103	10
Total Tests	267	29	180	54	-	-	*	*	27	189	30
Science											
Percent of Tests											
% at Phase-in Satisfactory Standard	62%	34%	57%	85%	*	*	-	*	28%	52%	46%
Number of Tests											
# at Phase-in Satisfactory Standard	174	11	100	60	*	*	-	*	7	99	22
Total Tests	280	32	174	71	*	*	-	*	25	189	48
Social Studies											
Percent of Tests											
% at Phase-in Satisfactory Standard	-	-	-	-	-	-	-	-	-	-	-
Number of Tests											
# at Phase-in Satisfactory Standard	-	-	-	-	-	-	-	-	-	-	-
Total Tests	-	-	-	-	-	-	-	-	-	-	-

* Indicates results are masked due to small numbers to protect student confidentiality.

*** When only one ethnic/race group is masked, then the second smallest ethnic/race group is masked (regardless of size).

- Indicates there are no students in the group.

TEXAS EDUCATION AGENCY
2014 Index 2: Student Progress Calculation Report
NORTHSIDE EL (241903103) - EL CAMPO ISD

Overall Progress

STAAR Weighted Progress Rate	All Students	African American	Hispanic	White	American Indian	Asian	Pacific Islander	Two or More Races	Special Ed	ELL	Total Points	Maximum Points
Reading	72	89	68	72					82	86	469	1200
Mathematics	109	118	107	108					93	118	653	1200
Total											1122	2400
Index 2 Score (Target = 33)												47

Blank cells above represent student group indicators that do not meet the minimum size criteria.

TEXAS EDUCATION AGENCY
2014 Index 2: Student Progress Calculation Report
NORTHSIDE EL (241903103) - EL CAMPO ISD

Reading Progress

STAAR Weighted Progress Rate	All Students	African American	Hispanic	White	American Indian	Asian	Pacific Islander	Two or More Races	Special Ed	ELL	Total Points	Maximum Points
Number of Tests	532	60	346	121					44	79		
# Met or Exceeded Progress	306	40	193	69					26	54		
# Exceeded Progress	76	13	43	18					10	14		
% Met or Exceeded Progress	58	67	56	57					59	68		
% Exceeded Progress	14	22	12	15					23	18		
Reading Weighted Progress Rate	72	89	68	72					82	86	469	1200

Mathematics Progress

STAAR Weighted Progress Rate	All Students	African American	Hispanic	White	American Indian	Asian	Pacific Islander	Two or More Races	Special Ed	ELL	Total Points	Maximum Points
Number of Tests	536	62	347	122					47	80		
# Met or Exceeded Progress	402	50	255	93					34	64		
# Exceeded Progress	181	23	117	39					10	30		
% Met or Exceeded Progress	75	81	73	76					72	80		
% Exceeded Progress	34	37	34	32					21	38		
Mathematics Weighted Progress Rate	109	118	107	108					93	118	653	1200

Blank cells above represent student group indicators that do not meet the minimum size criteria.

TEXAS EDUCATION AGENCY
2014 Index 2: Student Progress Data Table
NORTHSIDE EL (241903103) - EL CAMPO ISD

	All Students	African American	Hispanic	White	American Indian	Asian	Pacific Islander	Two or More Races	Special Ed	ELL
Reading										
Number of Tests	532	60	346	121	*	*	-	*	44	79
# Met or Exceeded Progress	306	40	193	69	*	*	-	*	26	54
# Exceeded Progress	76	13	43	18	*	*	-	*	10	14
% Met or Exceeded Progress	58%	67%	56%	57%	*	*	-	*	59%	68%
% Exceeded Progress	14%	22%	12%	15%	*	*	-	*	23%	18%
Mathematics										
Number of Tests	536	62	347	122	*	*	-	*	47	80
# Met or Exceeded Progress	402	50	255	93	*	*	-	*	34	64
# Exceeded Progress	181	23	117	39	*	*	-	*	10	30
% Met or Exceeded Progress	75%	81%	73%	76%	*	*	-	*	72%	80%
% Exceeded Progress	34%	37%	34%	32%	*	*	-	*	21%	38%

** Indicates results are masked due to small numbers to protect student confidentiality.

*** When only one ethnic/race group is masked, then the second smallest ethnic/race group is masked (regardless of size).

- Indicates there are no students in the group.

TEXAS EDUCATION AGENCY
2014 Index 3: Closing Performance Gaps Calculation Report
NORTHSIDE EL (241903103) - EL CAMPO ISD

Overall Performance

STAAR Weighted Performance Rate	Econ Disadv	African American	Hispanic	Total Points	Maximum Points
Reading	68	63	71	202	600
Mathematics	85	62	89	236	600
Writing	55	45	59	159	600
Science	56	34	62	152	600
Social Studies	0	0	0	0	0
Total				749	2400
Index 3 Score (Target = 28)					31

Note: For 2014, Weighted Performance Rate is equal to the percent of tests that meet the Phase-in Satisfactory Standard or above plus the percent of tests that meet the Advanced Standard.

TEXAS EDUCATION AGENCY
2014 Index 3: Closing Performance Gaps Calculation Report
NORTHSIDE EL (241903103) - EL CAMPO ISD

Reading Performance

STAAR Weighted Performance Rate	Econ Disadv	African American	Hispanic	Total Points	Maximum Points
Number of Tests	379	62	354		
# Phase-in Satisfactory Standard	237	38	228		
# Advanced Standard	20	1	26		
% Phase-in Satisfactory Standard	63	61	64		
% Advanced Standard	5	2	7		
Reading Weighted Performance Rate	68	63	71	202	600

Mathematics Performance

STAAR Weighted Performance Rate	Econ Disadv	African American	Hispanic	Total Points	Maximum Points
Number of Tests	379	62	353		
# Phase-in Satisfactory Standard	284	37	272		
# Advanced Standard	38	1	43		
% Phase-in Satisfactory Standard	75	60	77		
% Advanced Standard	10	2	12		
Mathematics Weighted Performance Rate	85	62	89	236	600

Writing Performance

STAAR Weighted Performance Rate	Econ Disadv	African American	Hispanic	Total Points	Maximum Points
Number of Tests	189	29	180		
# Phase-in Satisfactory Standard	103	13	100		
# Advanced Standard	2	0	5		
% Phase-in Satisfactory Standard	54	45	56		
% Advanced Standard	1	0	3		
Writing Weighted Performance Rate	55	45	59	159	600

Note: For 2014, Weighted Performance Rate is equal to the percent of tests that meet the Phase-in Satisfactory Standard or above plus the percent of tests that meet the Advanced Standard.

Blank cells above represent student group indicators that do not meet the minimum size criteria.

TEXAS EDUCATION AGENCY
2014 Index 3: Closing Performance Gaps Calculation Report
NORTHSIDE EL (241903103) - EL CAMPO ISD

Science Performance

STAAR Weighted Performance Rate	Econ Disadv	African American	Hispanic	Total Points	Maximum Points
Number of Tests	188	32	173		
# Phase-in Satisfactory Standard	98	11	99		
# Advanced Standard	8	0	9		
% Phase-in Satisfactory Standard	52	34	57		
% Advanced Standard	4	0	5		
Science Weighted Performance Rate	56	34	62	152	600

Social Studies Performance

STAAR Weighted Performance Rate	Econ Disadv	African American	Hispanic	Total Points	Maximum Points
Number of Tests					
# Phase-in Satisfactory Standard					
# Advanced Standard					
% Phase-in Satisfactory Standard					
% Advanced Standard					
Social Studies Weighted Performance Rate	0	0	0	0	0

Note: For 2014, Weighted Performance Rate is equal to the percent of tests that meet the Phase-in Satisfactory Standard or above plus the percent of tests that meet the Advanced Standard.
Blank cells above represent student group indicators that do not meet the minimum size criteria.

TEXAS EDUCATION AGENCY
2014 Index 3: Closing Performance Gaps Data Table
NORTHSIDE EL (241903103) - EL CAMPO ISD

	African American	Hispanic	White	American Indian	Asian	Pacific Islander	Two or More Races	
2013 STAAR Performance - Used for Determining Lowest Performing Race/Ethnicity Group(s)								
All Subjects								
Percent of Tests								
% Phase-in 1 Level II or Above	55%	66%	85%	-	-	-	-	
Number of Tests								
Total Tests	185	1,060	380	*	9	*	*	9
Reading								
Number of Tests								
Total Tests	62	353	127	*	*	*	*	*
Mathematics								
Number of Tests								
Total Tests	62	354	127	*	*	*	*	*
2014 STAAR Performance								
	African American	Hispanic	White	American Indian	Asian	Pacific Islander	Two or More Races	Econ Disadv
Reading								
Percent of Tests								
% Phase-in Satisfactory Standard	*	64%	80%	*	*	*	*	63%
% Advanced Standard	*	7%	19%	*	*	*	*	5%
Number of Tests								
# Phase-in Satisfactory Standard	*	228	100	*	*	*	*	237
# Advanced Standard	*	26	24	*	*	*	*	20
Total Tests	*	354	125	*	*	*	*	379
Mathematics								
Percent of Tests								
% Phase-in Satisfactory Standard	*	77%	89%	*	*	*	*	75%
% Advanced Standard	*	12%	25%	*	*	*	*	10%
Number of Tests								
# Phase-in Satisfactory Standard	*	272	112	*	*	*	*	284
# Advanced Standard	*	43	32	*	*	*	*	38
Total Tests	*	353	126	*	*	*	*	379

* Indicates results are masked due to small numbers to protect student confidentiality.

*** When only one ethnic/race group is masked, then the second smallest ethnic/race group is masked (regardless of size).

- Indicates there are no students in the group.

TEXAS EDUCATION AGENCY
2014 Index 3: Closing Performance Gaps Data Table
NORTHSIDE EL (241903103) - EL CAMPO ISD

	African American	Hispanic	White	American Indian	Asian	Pacific Islander	Two or More Races	Econ Disadv
2014 STAAR Performance								
Writing								
Percent of Tests								
% Phase-in Satisfactory Standard	*	56%	72%	-	-	*	*	*
% Advanced Standard	*	3%	11%	-	-	*	*	*
Number of Tests								
# Phase-in Satisfactory Standard	*	100	39	-	-	*	*	*
# Advanced Standard	*	5	6	-	-	*	*	*
Total Tests	*	180	54	-	-	*	*	*
Science								
Percent of Tests								
% Phase-in Satisfactory Standard	*	57%	85%	*	*	-	*	52%
% Advanced Standard	*	5%	15%	*	*	-	*	4%
Number of Tests								
# Phase-in Satisfactory Standard	*	99	60	*	*	-	*	98
# Advanced Standard	*	9	11	*	*	-	*	8
Total Tests	*	173	71	*	*	-	*	188
Social Studies								
Percent of Tests								
% Phase-in Satisfactory Standard	-	-	-	-	-	-	-	-
% Advanced Standard	-	-	-	-	-	-	-	-
Number of Tests								
# Phase-in Satisfactory Standard	-	-	-	-	-	-	-	-
# Advanced Standard	-	-	-	-	-	-	-	-
Total Tests	-	-	-	-	-	-	-	-

*' Indicates results are masked due to small numbers to protect student confidentiality.

***' When only one ethnic/race group is masked, then the second smallest ethnic/race group is masked (regardless of size).

-' Indicates there are no students in the group.

TEXAS EDUCATION AGENCY
2014 Index 4: Postsecondary Readiness Calculation Report
NORTHSIDE EL (241903103) - EL CAMPO ISD

Overall Performance	Score	Weight	Total Points
STAAR Postsecondary Readiness	23.8	100%	23.8
Index 4 Score (Target=12)			24

Indicator	All Students	African American	Hispanic	White	American Indian	Asian	Pacific Islander	Two or More Races	Special Ed	ELL	Total Points	Max Points
STAAR Postsecondary Readiness Standard												
% Meeting Postsecondary Readiness Standard	24%	6%	19%	46%							95.0	400
STAAR Postsecondary Readiness Standard Score												23.8

For more information on Index 4 calculations (annual dropout rate conversions or AEA bonus point calculations) see the 2014 Accountability Manual. Blank cells above represent student group indicators that do not meet the minimum size criteria.

TEXAS EDUCATION AGENCY
2014 Index 4: Postsecondary Readiness Data Table
NORTHSIDE EL (241903103) - EL CAMPO ISD

	All Students	African American	Hispanic	White	American Indian	Asian	Pacific Islander	Two or More Races	Special Ed	ELL
2014 STAAR Postsecondary Readiness										
% Meeting Postsecondary Readiness Standard	24%	6%	19%	46%	*	*	*	*	n/a	n/a
# Meeting Postsecondary Readiness Standard	127	4	63	57	*	*	*	*	n/a	n/a
Total Students Tested	519	62	325	125	*	*	*	*	n/a	n/a
4-Year Graduation Rate (Gr 9-12): Class of 2013										
% Graduated	-	-	-	-	-	-	-	-	-	-
# Graduated	-	-	-	-	-	-	-	-	-	-
Total in Class	-	-	-	-	-	-	-	-	-	-
5-Year Extended Graduation Rate (Gr 9-12): Class of 2012										
% Graduated	-	-	-	-	-	-	-	-	-	-
# Graduated	-	-	-	-	-	-	-	-	-	-
Total in Class	-	-	-	-	-	-	-	-	-	-
Annual Dropout Rate (Gr 9-12): SY 2012-13										
% Dropped Out	-	-	-	-	-	-	-	-	-	-
# Dropped Out	-	-	-	-	-	-	-	-	-	-
# of Students	-	-	-	-	-	-	-	-	-	-
Longitudinal RHSP/DAP Graduates: Class of 2013										
% RHSP/DAP Graduates	-	-	-	-	-	-	-	-	n/a	n/a
# RHSP/DAP Graduates	-	-	-	-	-	-	-	-	n/a	n/a
# of Graduates	-	-	-	-	-	-	-	-	n/a	n/a
Annual RHSP/DAP Graduates: SY 2012-13										
% RHSP/DAP Graduates	-	-	-	-	-	-	-	-	n/a	n/a
# RHSP/DAP Graduates	-	-	-	-	-	-	-	-	n/a	n/a
# of Graduates	-	-	-	-	-	-	-	-	n/a	n/a
College Ready Graduates: SY 2012-13										
% College-Ready Graduates	-	-	-	-	-	-	-	-	n/a	n/a
# College-Ready Graduates	-	-	-	-	-	-	-	-	n/a	n/a
# of Graduates	-	-	-	-	-	-	-	-	n/a	n/a

* Indicates results are masked due to small numbers to protect student confidentiality.

** When only one ethnic/race group is masked, then the second smallest ethnic/race group is masked (regardless of size).

-' Indicates there are no students in the group.

'n/a' Indicates the student group is not applicable to Index 4.

TEXAS EDUCATION AGENCY
2014 Distinction Designation Summary - Reading/ELA
NORTHSIDE EL (241903103) - EL CAMPO ISD
 Campus Type: Elementary

Indicator	Indicator Score	Quartile
Attendance Rate	96.9%	Q1
Greater Than Expected Student Growth in English Language Arts (ELA)	14%	Q4
Grade 3 Reading Performance (Level III)		
Grade 4 Writing Performance (Level III)	4%	Q2
Grade 7 Writing Performance (Level III)		
Grade 8 Reading Performance (Level III)		
AP/IB Examination Participation: ELA		
AP/IB Examination Performance: ELA		
SAT/ACT Participation		
SAT Performance: ELA		
ACT Performance: ELA		
Total Indicators for Reading/ELA		1 of 3

Distinction Campus Outcome: 1 of 3 eligible indicators in the Top Quartile (Q1)

1 of 3 = 33%

Distinction Target: Elementary = 50% or higher

NO DISTINCTION EARNED

Blank values for an Indicator Score occur if the indicator is not applicable to that campus or does not meet minimum size of 10 students. Blank values for a Quartile occur if there are less than 20 campuses in the campus comparison group for each qualifying indicator.

The Attendance Rate Indicator is not subject specific; therefore, it applies to Reading/ELA, Mathematics, Science, and Social Studies. Consequently, this indicator cannot be the sole measure used by a campus to attain a distinction.

TEXAS EDUCATION AGENCY
2014 Distinction Designation Summary - Mathematics
NORTHSIDE EL (241903103) - EL CAMPO ISD
 Campus Type: Elementary

Indicator	Indicator Score	Quartile
Attendance Rate	96.9%	Q1
Greater Than Expected Student Growth in Mathematics	34%	Q2
Grade 5 Mathematics Performance (Level III)	14%	Q4
Algebra I by Grade 8 - Participation		
Algebra I by Grade 8 - Performance (Level III)		
AP/IB Examination Participation: Mathematics		
AP/IB Examination Performance: Mathematics		
SAT/ACT Participation		
SAT Performance: Mathematics		
ACT Performance: Mathematics		
Total Indicators for Mathematics		1 of 3

Evaluation of Campus Outcomes: 1 of 3 eligible indicators in Q1 (Top Quartile)

1 of 3 = 33%

Distinction Target: Elementary = 50% or higher

NO DISTINCTION EARNED

Blank values for an Indicator Score occur if the indicator is not applicable to that campus or does not meet minimum size of 10 students. Blank values for a Quartile occur if there are less than 20 campuses in the campus comparison group for each qualifying indicator.

The Attendance Rate Indicator is not subject specific; therefore, it applies to Reading/ELA, Mathematics, Science, and Social Studies. Consequently, this indicator cannot be the sole measure used by a campus to attain a distinction.

TEXAS EDUCATION AGENCY
2014 Distinction Designation Summary - Science
NORTHSIDE EL (241903103) - EL CAMPO ISD
 Campus Type: Elementary

Indicator	Indicator Score	Quartile
Attendance Rate	96.9%	Q1
Grade 5 Science Performance (Level III)	8%	Q2
Grade 8 Science Performance (Level III)		
EOC Biology Performance (Level III)		
AP/IB Examination Participation: Science		
AP/IB Examination Performance: Science		
ACT Performance: Science		
Total Indicators for Science		1 of 2

Evaluation of Campus Outcomes: 1 of 2 eligible indicators in Q1 (Top Quartile)

1 of 2 = 50%

Distinction Target: Elementary = 50% or higher

NO DISTINCTION EARNED

Blank values for an Indicator Score occur if the indicator is not applicable to that campus or does not meet minimum size of 10 students. Blank values for a Quartile occur if there are less than 20 campuses in the campus comparison group for each qualifying indicator.

The Attendance Rate Indicator is not subject specific; therefore, it applies to Reading/ELA, Mathematics, Science, and Social Studies. Consequently, this indicator cannot be the sole measure used by a campus to attain a distinction.

TEXAS EDUCATION AGENCY
2014 Distinction Designation Summary - Social Studies
NORTHSIDE EL (241903103) - EL CAMPO ISD
Campus Type: Elementary

This campus is not eligible for this Distinction Designation. See the 2014 Accountability Manual for more information.

NOT ELIGIBLE

TEXAS EDUCATION AGENCY
2014 Distinction Designation Summary - Top 25% in Student Progress
NORTHSIDE EL (241903103) - EL CAMPO ISD
Campus Type: Elementary

Campus Name	District Name	Index 2 Score
1 NORTHWEST CROSSING EL (015915136)	NORTHSIDE ISD	60
2 FREDDY GONZALEZ EL (108904112)	EDINBURG CISD	56
3 MACGREGOR EL (101912201)	HOUSTON ISD	55
4 RED EL (101912224)	HOUSTON ISD	55
5 IDEA ACADEMY SAN BENITO (108807105)	IDEA PUBLIC SCHOOLS	54
6 BURTON HILL EL (220905107)	FORT WORTH ISD	53
7 VICTOR H HEXTER EL (057905153)	DALLAS ISD	52
8 COMFORT EL (130902101)	COMFORT ISD	50
9 ERVIN C WHITT EL (057910126)	GRAND PRAIRIE ISD	49
10 ANAHUAC EL (036901101)	ANAHUAC ISD	48
11 NEWGULF EL (241901101)	BOLING ISD	47
NORTHSIDE EL (241903103)	EL CAMPO ISD	47
12 BARRON EL (071902165)	EL PASO ISD	46
13 BRADY EL (160901101)	BRADY ISD	46
14 DOWNS EL (031912104)	SAN BENITO CISD	46
15 SALLYE R MOORE EL (057910125)	GRAND PRAIRIE ISD	46
16 HUGHES SPRINGS EL (034903101)	HUGHES SPRINGS ISD	45
17 SNYDER INT (208902110)	SNYDER ISD	45
18 ATHENS INT (107901103)	ATHENS ISD	44
19 CASEY EL (227901173)	AUSTIN ISD	44
20 INT (186902101)	FORT STOCKTON ISD	44
21 NEIDIG EL (011902103)	ELGIN ISD	44
22 NORTHSIDE EL (201902108)	HENDERSON ISD	44
23 DANIELS EL (133903101)	KERRVILLE ISD	43
24 MADISONVILLE INT (154901102)	MADISONVILLE CISD	43
25 KILGORE INT (092902107)	KILGORE ISD	42
26 KOCUREK EL (227901172)	AUSTIN ISD	42
27 MAIN STREET INT (246911102)	TAYLOR ISD	42
28 SELMAN INT (008902103)	SEALY ISD	41
29 SIEBERT EL (067903101)	EASTLAND ISD	41
30 KIMMIE M BROWN EL (146902105)	DAYTON ISD	40
31 CLIFTON EL (018901101)	CLIFTON ISD	38
32 LA MESA EL (095905108)	PLAINVIEW ISD	38
33 OAK CREST INT (015911041)	EAST CENTRAL ISD	38
34 WOODLAND EL (252901105)	GRAHAM ISD	38
35 JACK LUMMUS INT (070903105)	ENNIS ISD	37
36 DORIE MILLER INT (070903043)	ENNIS ISD	36
37 HAYNES EL (195901109)	PECOS-BARSTOW-TOYAH ISD	35
38 SALADO INT (015911042)	EAST CENTRAL ISD	35
39 LYTLE EL (007904101)	LYTLE ISD	33
40 LIVINGSTON INT (187907101)	LIVINGSTON ISD	32

Top 25% in Student Progress Target = Index 2 Score of 48

NO DISTINCTION EARNED

Blank values for an Index 2 Score occur if the indicator is not applicable to that campus or does not meet minimum size of 10.

Where Index 2 scores are identical the campuses are listed alphabetically by campus name.

TEXAS EDUCATION AGENCY
2014 Distinction Designation Summary - Top 25% in Closing Performance Gaps
NORTHSIDE EL (241903103) - EL CAMPO ISD
Campus Type: Elementary

Campus Name	District Name	Index 3 Score
1 VICTOR H HEXTER EL (057905153)	DALLAS ISD	53
2 DANIELS EL (133903101)	KERRVILLE ISD	50
3 MACGREGOR EL (101912201)	HOUSTON ISD	50
4 BARRON EL (071902165)	EL PASO ISD	49
5 NORTHWEST CROSSING EL (015915136)	NORTHSIDE ISD	49
6 RED EL (101912224)	HOUSTON ISD	49
7 BURTON HILL EL (220905107)	FORT WORTH ISD	47
8 ERVIN C WHITT EL (057910126)	GRAND PRAIRIE ISD	47
9 DORIE MILLER INT (070903043)	ENNIS ISD	45
10 HUGHES SPRINGS EL (034903101)	HUGHES SPRINGS ISD	45
11 FREDDY GONZALEZ EL (108904112)	EDINBURG CISD	44
12 SIEBERT EL (067903101)	EASTLAND ISD	44
13 KOCUREK EL (227901172)	AUSTIN ISD	42
14 NORTHSIDE EL (201902108)	HENDERSON ISD	42
15 CASEY EL (227901173)	AUSTIN ISD	41
16 LA MESA EL (095905108)	PLAINVIEW ISD	41
17 CLIFTON EL (018901101)	CLIFTON ISD	40
18 DOWNS EL (031912104)	SAN BENITO CISD	40
19 IDEA ACADEMY SAN BENITO (108807105)	IDEA PUBLIC SCHOOLS	40
20 NEWGULF EL (241901101)	BOLING ISD	40
21 SALLYE R MOORE EL (057910125)	GRAND PRAIRIE ISD	40
22 BRADY EL (160901101)	BRADY ISD	39
23 NEIDIG EL (011902103)	ELGIN ISD	39
24 OAK CREST INT (015911041)	EAST CENTRAL ISD	38
25 ANAHUAC EL (036901101)	ANAHUAC ISD	37
26 ATHENS INT (107901103)	ATHENS ISD	37
27 KIMMIE M BROWN EL (146902105)	DAYTON ISD	37
28 MAIN STREET INT (246911102)	TAYLOR ISD	37
29 SELMAN INT (008902103)	SEALY ISD	37
30 JACK LUMMUS INT (070903105)	ENNIS ISD	36
31 MADISONVILLE INT (154901102)	MADISONVILLE CISD	36
32 COMFORT EL (130902101)	COMFORT ISD	34
33 LIVINGSTON INT (187907101)	LIVINGSTON ISD	34
34 HAYNES EL (195901109)	PECOS-BARSTOW-TOYAH ISD	33
35 WOODLAND EL (252901105)	GRAHAM ISD	33
36 KILGORE INT (092902107)	KILGORE ISD	31
NORTHSIDE EL (241903103)	EL CAMPO ISD	31
37 SALADO INT (015911042)	EAST CENTRAL ISD	31
38 INT (186902101)	FORT STOCKTON ISD	29
39 LYTLE EL (007904101)	LYTLE ISD	26
40 SNYDER INT (208902110)	SNYDER ISD	25

Top 25% in Closing Performance Gaps Target = Index 3 Score of 45

NO DISTINCTION EARNED

Blank values for an Index 3 Score occur if the indicator is not applicable to that campus or does not meet minimum size of 10.

Where Index 3 scores are identical the campuses are listed alphabetically by campus name.

TEXAS EDUCATION AGENCY
2014 Distinction Designation Summary - Postsecondary Readiness
NORTHSIDE EL (241903103) - EL CAMPO ISD
 Campus Type: Elementary

Indicator	Indicator Score	Quartile
Index 4 - Percent at STAAR Postsecondary Readiness Standard	24%	Q4
Four-Year Longitudinal Graduation Rate		
Four-Year Longitudinal RHSP/DAP Rate		
College-Ready Graduates		
Advanced/Dual Enrollment Course Completion Rate		
SAT/ACT Participation		
SAT/ACT Performance		
AP/IB Examination Performance: Any Subject		
Total Indicators for Postsecondary Readiness		0 of 1

Evaluation of Campus Outcomes: 0 of 1 eligible indicators in Q1 (Top Quartile)

0 of 1 = 0%

Distinction Target: Elementary = 50% or higher

NO DISTINCTION EARNED

Blank values for an Indicator Score occur if the indicator is not applicable to that campus or does not meet minimum size of 10 students. Blank values for a Quartile occur if there are less than 20 campuses in the campus comparison group for each qualifying indicator.

The Attendance Rate Indicator is not subject specific; therefore, it applies to Reading/ELA, Mathematics, Science, and Social Studies. Consequently, this indicator cannot be the sole measure used by a campus to attain a distinction.

TEXAS EDUCATION AGENCY
2014 Distinction Designation Summary
NORTHSIDE EL (241903103) - EL CAMPO ISD
Campus Type: Elementary

Indicator	Indicator Score Numerator	Indicator Score Denominator	Score	Quartile 1 Minimum Score	Quartile
Attendance Rate	98,011.0	101,191.0	96.9	96.8	Q1
Greater Than Expected Student Growth in English Language Arts (ELA)	76	532	14	21	Q4
Greater Than Expected Student Growth in Mathematics	181	536	34	36	Q2
Grade 3 Reading Performance (Level III)					
Grade 4 Writing Performance (Level III)	11	271	4	6	Q2
Grade 5 Mathematics Performance (Level III)	38	279	14	24	Q4
Grade 5 Science Performance (Level III)	22	279	8	12	Q2
Grade 7 Writing Performance (Level III)					
Grade 8 Reading Performance (Level III)					
Grade 8 Science Performance (Level III)					
Grade 8 Social Studies Performance (Level III)					
Algebra I by Grade 8 - Participation					
Algebra I by Grade 8 - Performance (Level III)					
EOC Biology Performance (Level III)					
EOC U.S. History Performance (Level III)					
AP/IB Examination Participation: ELA					
AP/IB Examination Participation: Mathematics					
AP/IB Examination Participation: Science					
AP/IB Examination Participation: Social Studies					
AP/IB Examination Performance: ELA					
AP/IB Examination Performance: Mathematics					
AP/IB Examination Performance: Science					
AP/IB Examination Performance: Social Studies					
AP/IB Examination Performance: Any Subject					
SAT/ACT Participation					
SAT/ACT Performance					
SAT Performance: ELA					
SAT Performance: Mathematics					
ACT Performance: ELA					
ACT Performance: Mathematics					
ACT Performance: Science					
Index 4 - Percent at STAAR Postsecondary Readiness Standard	127	519	24	39	Q4
Four-Year Longitudinal Graduation Rate					
Four-Year Longitudinal RHSP/DAP Rate					
College-Ready Graduates					
Advanced/Dual Enrollment Course Completion Rate					

Blank values for an Indicator Score occur if the indicator is not applicable to that campus or does not meet minimum size of 10 students. Blank values for a Quartile occur if there are less than 20 campuses in the campus comparison group for each qualifying indicator.

'n/a' Indicates data reporting is not applicable for this indicator.

TEXAS EDUCATION AGENCY
2014 System Safeguards - Status Report
 NORTHSIDE EL (241903103) - EL CAMPO ISD

	All Students	African American	Hispanic	White	American Indian	Asian	Pacific Islander	Two or More Races	Econ Disadv	Special Ed	Current & Monitored ELL	ELL	Total Met	Total Eligible	Percent of Eligible Measures Met
Performance Status - State															
State Target	55%	55%	55%	55%	55%	55%	55%	55%	55%	55%	55%				
Reading	Y	Y	Y	Y					Y	Y	Y		7	7	100
Mathematics	Y	Y	Y	Y					Y	Y	Y		7	7	100
Writing	Y	N	Y	Y					N	N	N		3	7	43
Science	Y	N	Y	Y					N	N	Y		4	7	57
Social Studies													0	0	
Total													21	28	75

Performance Status - Federal															
Federal Target	79%	79%	79%	79%					79%	79%	79%				
Reading	N	N	N	Y	n/a	n/a	n/a	n/a	N	N	N	n/a			
Mathematics	N	N	N	Y	n/a	n/a	n/a	n/a	N	N	Y	n/a			

Participation Status															
Target	95%	95%	95%	95%	95%	95%	95%	95%	95%	95%		95%			
Reading	Y	Y	Y	Y					Y	Y		Y	7	7	100
Mathematics	Y	Y	Y	Y					Y	Y		Y	7	7	100
Total													14	14	100

Federal Graduation Status (Target: See Reason Codes)															
Graduation Target Met													0	0	
Reason Code **															
Total													0	0	

District: Met Federal Limits on Alternative Assessments															
Reading															
Overall	3%														
Modified	2%														
Alternate	1%														
Mathematics															
Overall	3%														
Modified	2%														
Alternate	1%														
Total													n/a	n/a	n/a
Overall Total													35	42	83

** Federal Graduation Rate Reason Codes:

a = Graduation Rate Goal of 90%

b = Four-year Graduation Rate Target of 80%

c = Safe Harbor Target of a 10% decrease in difference from the prior year rate and the Goal

d = Five-year Graduation Rate Target of 85%

Blank cells above represent student group indicators that do not meet the minimum size criteria. n/a indicates data are not applicable to this report.

TEXAS EDUCATION AGENCY
2014 System Safeguards - Performance and Participation Data Table
NORTHSIDE EL (241903103) - EL CAMPO ISD

	All Students	African American	Hispanic	White	American Indian	Asian	Pacific Islander	Two or More Races	Econ Disadv	Special Ed	Current & Monitored ELL	ELL
Performance Rates												
Reading												
# at Phase-in Satisfactory Standard	371	38	228	100	*	*	*	*	237	29	69	n/a
Total Tests	548	62	354	125	*	*	*	*	379	53	106	78
% at Phase-in Satisfactory Standard	68%	61%	64%	80%	*	*	*	*	63%	55%	65%	n/a
Mathematics												
# at Phase-in Satisfactory Standard	429	37	273	112	*	*	*	*	285	31	91	n/a
Total Tests	549	62	354	126	*	*	*	*	380	53	106	78
% at Phase-in Satisfactory Standard	78%	60%	77%	89%	*	*	*	*	75%	58%	86%	n/a
Writing												
# at Phase-in Satisfactory Standard	153	13	100	39	-	-	*	*	103	13	16	n/a
Total Tests	267	29	180	54	-	-	*	*	189	27	36	30
% at Phase-in Satisfactory Standard	57%	45%	56%	72%	-	-	*	*	54%	48%	44%	n/a
Science												
# at Phase-in Satisfactory Standard	174	11	100	60	*	*	-	*	99	7	41	n/a
Total Tests	280	32	174	71	*	*	-	*	189	25	70	48
% at Phase-in Satisfactory Standard	62%	34%	57%	85%	*	*	-	*	52%	28%	59%	n/a
Social Studies												
# at Phase-in Satisfactory Standard	-	-	-	-	-	-	-	-	-	-	-	n/a
Total Tests	-	-	-	-	-	-	-	-	-	-	-	-
% at Phase-in Satisfactory Standard	-	-	-	-	-	-	-	-	-	-	-	n/a
Participation Rates												
Reading: 2013-2014 Assessments												
Number Participating	573	65	372	128	*	*	*	*	400	60	n/a	86
Total Students	574	65	373	128	*	*	*	*	401	60	n/a	86
Participation Rate	100%	100%	100%	100%	*	*	*	*	100%	100%	n/a	100%
Mathematics: 2013-2014 Assessments												
Number Participating	574	65	372	129	*	*	*	*	401	60	n/a	86
Total Students	574	65	372	129	*	*	*	*	401	60	n/a	86
Participation Rate	100%	100%	100%	100%	*	*	*	*	100%	100%	n/a	100%

* Indicates results are masked due to small numbers to protect student confidentiality.

** When only one ethnic/race group is masked, then the second smallest ethnic/race group is masked (regardless of size).

- Indicates there are no students in the group.

n/a indicates data are not applicable to this report.

TEXAS EDUCATION AGENCY
2014 System Safeguards - Graduation and Federal Limits Data Table
NORTHSIDE EL (241903103) - EL CAMPO ISD

	All Students	African American	Hispanic	White	American Indian	Asian	Pacific Islander	Two or More Races	Econ Disadv	Special Ed	ELL (Ever HS)	ELL (Current)
Federal Graduation Rates												
4-year Graduation Rate (Gr 9-12): Class of 2013												
Number Graduated	-	-	-	-	-	-	-	-	-	-	-	n/a
Total in Class	-	-	-	-	-	-	-	-	-	-	-	-
Graduation Rate	-	-	-	-	-	-	-	-	-	-	-	n/a
4-year Longitudinal Cohort Graduation Rate (Gr 9-12): Class of 2012												
Number Graduated	-	-	-	-	-	-	-	-	-	-	-	n/a
Total in Class	-	-	-	-	-	-	-	-	-	-	-	-
Graduation Rate	-	-	-	-	-	-	-	-	-	-	-	n/a
5-year Extended Graduation Rate (Gr 9-12): Class of 2012												
Number Graduated	-	-	-	-	-	-	-	-	-	-	-	n/a
Total in Class	-	-	-	-	-	-	-	-	-	-	-	-
Graduation Rate	-	-	-	-	-	-	-	-	-	-	-	n/a
District: Met Federal Limits on Alternative Assessments												
Reading												
Alternate 1%												
Number Proficient	n/a											
Total Federal Cap Limit	n/a											
Modified 2%												
Number Proficient	n/a											
Total Federal Cap Limit	n/a											
Mathematics												
Alternate 1%												
Number Proficient	n/a											
Total Federal Cap Limit	n/a											
Modified 2%												
Number Proficient	n/a											
Total Federal Cap Limit	n/a											

* Indicates results are masked due to small numbers to protect student confidentiality.

** When only one ethnic/race group is masked, then the second smallest ethnic/race group is masked (regardless of size).

- Indicates there are no students in the group.

n/a indicates data are not applicable to this report.

TEXAS EDUCATION AGENCY
2014 Accountability Summary
 HUTCHINS EL (241903102) - EL CAMPO ISD

Accountability Rating

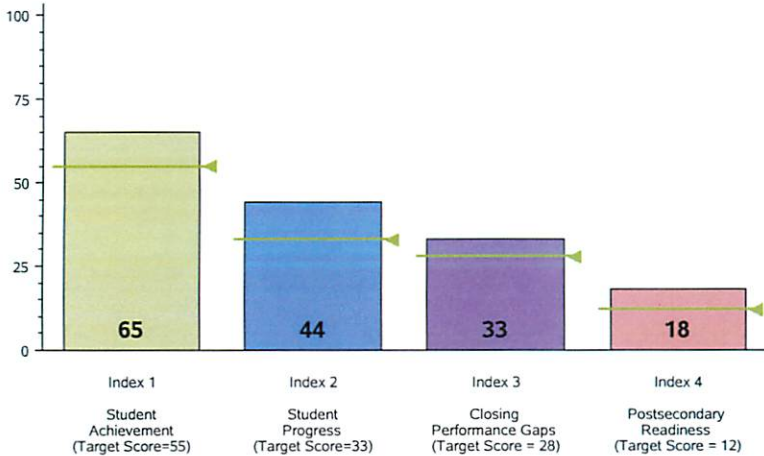
Met Standard

Distinction Designation

Met Standards on	Did Not Meet Standards on
- Student Achievement	- NONE
- Student Progress	
- Closing Performance Gaps	
- Postsecondary Readiness	

Academic Achievement in Reading/ELA NO DISTINCTION EARNED
Academic Achievement in Mathematics NO DISTINCTION EARNED
Academic Achievement in Science NOT ELIGIBLE
Academic Achievement in Social Studies NOT ELIGIBLE
Top 25 Percent Student Progress NO DISTINCTION EARNED
Top 25 Percent Closing Performance Gaps NO DISTINCTION EARNED
Postsecondary Readiness NO DISTINCTION EARNED

Performance Index Report



Campus Demographics

Campus Type	Elementary
Campus Size	557 Students
Grade Span	02 - 03
Percent Economically Disadvantaged	71.5%
Percent English Language Learners	17.6%
Mobility Rate	8.2%

Performance Index Summary

Index	Points Earned	Maximum Points	Index Score
1 - Student Achievement	354	545	65
2 - Student Progress	531	1,200	44
3 - Closing Performance Gaps	393	1,200	33
4 - Postsecondary Readiness			
STAAR Score	18.0		
Graduation Rate Score	N/A		
Graduation Plan Score	N/A		
Postsecondary Indicator Score	N/A		18

System Safeguards

Number and Percent of Indicators Met	
Performance Rates	10 out of 12 = 83%
Participation Rates	12 out of 12 = 100%
Graduation Rates	N/A
Total	22 out of 24 = 92%

For further information about this report, please see the Performance Reporting Division web site at <http://ritter.tea.state.tx.us/perfreport/account/2014/index.html>

TEXAS EDUCATION AGENCY
2014 Index 1: Student Achievement Calculation Report
HUTCHINS EL (241903102) - EL CAMPO ISD

	Reading		Mathematics		Writing		Science		Social Studies		Total	% Phase-in Satisfactory Standard	Index Points
# at Phase-in Satisfactory Standard	185	+	169	+	0	+	0	+	0	=	354		
Total Tests	271	+	274	+	0	+	0	+	0	=	545	65	65
Index 1 Score (Target=55)												65	

TEXAS EDUCATION AGENCY
2014 Index 1: Student Achievement Data Table
HUTCHINS EL (241903102) - EL CAMPO ISD

	All Students	African American	Hispanic	White	American Indian	Asian	Pacific Islander	Two or More Races	Special Ed	Econ Disadv	ELL
2014 STAAR Performance											
All Subjects											
Percent of Tests											
% at Phase-in Satisfactory Standard	65%	54%	59%	85%	*	-	-	*	48%	59%	54%
Number of Tests											
# at Phase-in Satisfactory Standard	354	27	215	110	*	-	-	*	15	242	60
Total Tests	545	50	362	129	*	-	-	*	31	408	112
Reading											
Percent of Tests											
% at Phase-in Satisfactory Standard	68%	60%	62%	91%	*	-	-	*	60%	62%	55%
Number of Tests											
# at Phase-in Satisfactory Standard	185	15	111	58	*	-	-	*	9	126	30
Total Tests	271	25	180	64	*	-	-	*	15	203	55
Mathematics											
Percent of Tests											
% at Phase-in Satisfactory Standard	62%	48%	57%	80%	*	-	-	*	38%	57%	53%
Number of Tests											
# at Phase-in Satisfactory Standard	169	12	104	52	*	-	-	*	6	116	30
Total Tests	274	25	182	65	*	-	-	*	16	205	57
Writing											
Percent of Tests											
% at Phase-in Satisfactory Standard	-	-	-	-	-	-	-	-	-	-	-
Number of Tests											
# at Phase-in Satisfactory Standard	-	-	-	-	-	-	-	-	-	-	-
Total Tests	-	-	-	-	-	-	-	-	-	-	-
Science											
Percent of Tests											
% at Phase-in Satisfactory Standard	-	-	-	-	-	-	-	-	-	-	-
Number of Tests											
# at Phase-in Satisfactory Standard	-	-	-	-	-	-	-	-	-	-	-
Total Tests	-	-	-	-	-	-	-	-	-	-	-
Social Studies											
Percent of Tests											
% at Phase-in Satisfactory Standard	-	-	-	-	-	-	-	-	-	-	-
Number of Tests											
# at Phase-in Satisfactory Standard	-	-	-	-	-	-	-	-	-	-	-
Total Tests	-	-	-	-	-	-	-	-	-	-	-

** Indicates results are masked due to small numbers to protect student confidentiality.

*** When only one ethnic/race group is masked, then the second smallest ethnic/race group is masked (regardless of size).

- Indicates there are no students in the group.

TEXAS EDUCATION AGENCY
2014 Index 2: Student Progress Calculation Report
HUTCHINS EL (241903102) - EL CAMPO ISD

Overall Progress

STAAR Weighted Progress Rate	All Students	African American	Hispanic	White	American Indian	Asian	Pacific Islander	Two or More Races	Special Ed	ELL	Total Points	Maximum Points
Reading	82		82							82	246	600
Mathematics	95		95							95	285	600
Total											531	1200
Index 2 Score (Target = 33)												44

Blank cells above represent student group indicators that do not meet the minimum size criteria.

TEXAS EDUCATION AGENCY
2014 Index 2: Student Progress Calculation Report
HUTCHINS EL (241903102) - EL CAMPO ISD

Reading Progress

STAAR Weighted Progress Rate	All Students	African American	Hispanic	White	American Indian	Asian	Pacific Islander	Two or More Races	Special Ed	ELL	Total Points	Maximum Points
Number of Tests	51		51							51		
# Met or Exceeded Progress	29		29							29		
# Exceeded Progress	13		13							13		
% Met or Exceeded Progress	57		57							57		
% Exceeded Progress	25		25							25		
Reading Weighted Progress Rate	82		82							82	246	600

Mathematics Progress

STAAR Weighted Progress Rate	All Students	African American	Hispanic	White	American Indian	Asian	Pacific Islander	Two or More Races	Special Ed	ELL	Total Points	Maximum Points
Number of Tests	53		53							53		
# Met or Exceeded Progress	30		30							30		
# Exceeded Progress	20		20							20		
% Met or Exceeded Progress	57		57							57		
% Exceeded Progress	38		38							38		
Mathematics Weighted Progress Rate	95		95							95	285	600

Blank cells above represent student group indicators that do not meet the minimum size criteria.

TEXAS EDUCATION AGENCY
2014 Index 2: Student Progress Data Table
HUTCHINS EL (241903102) - EL CAMPO ISD

	All Students	African American	Hispanic	White	American Indian	Asian	Pacific Islander	Two or More Races	Special Ed	ELL
Reading										
Number of Tests	51	-	51	-	-	-	-	-	*	51
# Met or Exceeded Progress	29	-	29	-	-	-	-	-	*	29
# Exceeded Progress	13	-	13	-	-	-	-	-	*	13
% Met or Exceeded Progress	57%	-	57%	-	-	-	-	-	*	57%
% Exceeded Progress	25%	-	25%	-	-	-	-	-	*	25%
Mathematics										
Number of Tests	53	-	53	-	-	-	-	-	*	53
# Met or Exceeded Progress	30	-	30	-	-	-	-	-	*	30
# Exceeded Progress	20	-	20	-	-	-	-	-	*	20
% Met or Exceeded Progress	57%	-	57%	-	-	-	-	-	*	57%
% Exceeded Progress	38%	-	38%	-	-	-	-	-	*	38%

** Indicates results are masked due to small numbers to protect student confidentiality.

*** When only one ethnic/race group is masked, then the second smallest ethnic/race group is masked (regardless of size).

- Indicates there are no students in the group.

TEXAS EDUCATION AGENCY
2014 Index 3: Closing Performance Gaps Calculation Report
HUTCHINS EL (241903102) - EL CAMPO ISD

Overall Performance

STAAR Weighted Performance Rate	Econ Disadv	African American	Hispanic	Total Points	Maximum Points
Reading	70	72	71	213	600
Mathematics	65	48	67	180	600
Writing	0	0	0	0	0
Science	0	0	0	0	0
Social Studies	0	0	0	0	0
Total				393	1200
Index 3 Score (Target = 28)					33

Note: For 2014, Weighted Performance Rate is equal to the percent of tests that meet the Phase-in Satisfactory Standard or above plus the percent of tests that meet the Advanced Standard.

TEXAS EDUCATION AGENCY
2014 Index 3: Closing Performance Gaps Calculation Report
HUTCHINS EL (241903102) - EL CAMPO ISD

Reading Performance

STAAR Weighted Performance Rate	Econ Disadv	African American	Hispanic	Total Points	Maximum Points
Number of Tests	203	25	180		
# Phase-in Satisfactory Standard	126	15	111		
# Advanced Standard	16	3	17		
% Phase-in Satisfactory Standard	62	60	62		
% Advanced Standard	8	12	9		
Reading Weighted Performance Rate	70	72	71	213	600

Mathematics Performance

STAAR Weighted Performance Rate	Econ Disadv	African American	Hispanic	Total Points	Maximum Points
Number of Tests	205	25	182		
# Phase-in Satisfactory Standard	116	12	104		
# Advanced Standard	17	0	18		
% Phase-in Satisfactory Standard	57	48	57		
% Advanced Standard	8	0	10		
Mathematics Weighted Performance Rate	65	48	67	180	600

Writing Performance

STAAR Weighted Performance Rate	Econ Disadv	African American	Hispanic	Total Points	Maximum Points
Number of Tests					
# Phase-in Satisfactory Standard					
# Advanced Standard					
% Phase-in Satisfactory Standard					
% Advanced Standard					
Writing Weighted Performance Rate	0	0	0	0	0

Note: For 2014, Weighted Performance Rate is equal to the percent of tests that meet the Phase-in Satisfactory Standard or above plus the percent of tests that meet the Advanced Standard.
Blank cells above represent student group indicators that do not meet the minimum size criteria.

TEXAS EDUCATION AGENCY
2014 Index 3: Closing Performance Gaps Calculation Report
HUTCHINS EL (241903102) - EL CAMPO ISD

Science Performance

STAAR Weighted Performance Rate	Econ Disadv	African American	Hispanic	Total Points	Maximum Points
Number of Tests					
# Phase-in Satisfactory Standard					
# Advanced Standard					
% Phase-in Satisfactory Standard					
% Advanced Standard					
Science Weighted Performance Rate	0	0	0	0	0

Social Studies Performance

STAAR Weighted Performance Rate	Econ Disadv	African American	Hispanic	Total Points	Maximum Points
Number of Tests					
# Phase-in Satisfactory Standard					
# Advanced Standard					
% Phase-in Satisfactory Standard					
% Advanced Standard					
Social Studies Weighted Performance Rate	0	0	0	0	0

Note: For 2014, Weighted Performance Rate is equal to the percent of tests that meet the Phase-in Satisfactory Standard or above plus the percent of tests that meet the Advanced Standard.
Blank cells above represent student group indicators that do not meet the minimum size criteria.

TEXAS EDUCATION AGENCY
2014 Index 3: Closing Performance Gaps Data Table
HUTCHINS EL (241903102) - EL CAMPO ISD

	African American	Hispanic	White	American Indian	Asian	Pacific Islander	Two or More Races	
2013 STAAR Performance - Used for Determining Lowest Performing Race/Ethnicity Group(s)								
All Subjects								
Percent of Tests								
% Phase-in 1 Level II or Above	-	66%	86%	-	-	-	-	-
Number of Tests								
Total Tests	**	298	108	-	-	-	-	*
Reading								
Number of Tests								
Total Tests	**	149	54	-	-	-	-	*
Mathematics								
Number of Tests								
Total Tests	**	149	54	-	-	-	-	*
	African American	Hispanic	White	American Indian	Asian	Pacific Islander	Two or More Races	Econ Disadv
2014 STAAR Performance								
Reading								
Percent of Tests								
% Phase-in Satisfactory Standard	*	62%	91%	*	-	-	*	62%
% Advanced Standard	*	9%	30%	*	-	-	*	8%
Number of Tests								
# Phase-in Satisfactory Standard	*	111	58	*	-	-	*	126
# Advanced Standard	*	17	19	*	-	-	*	16
Total Tests	*	180	64	*	-	-	*	203
Mathematics								
Percent of Tests								
% Phase-in Satisfactory Standard	*	57%	80%	*	-	-	*	57%
% Advanced Standard	*	10%	29%	*	-	-	*	8%
Number of Tests								
# Phase-in Satisfactory Standard	*	104	52	*	-	-	*	116
# Advanced Standard	*	18	19	*	-	-	*	17
Total Tests	*	182	65	*	-	-	*	205

** Indicates results are masked due to small numbers to protect student confidentiality.

*** When only one ethnic/race group is masked, then the second smallest ethnic/race group is masked (regardless of size).

-' Indicates there are no students in the group.

TEXAS EDUCATION AGENCY
2014 Index 3: Closing Performance Gaps Data Table
HUTCHINS EL (241903102) - EL CAMPO ISD

	African American	Hispanic	White	American Indian	Asian	Pacific Islander	Two or More Races	Econ Disadv
2014 STAAR Performance								
Writing								
Percent of Tests								
% Phase-in Satisfactory Standard	-	-	-	-	-	-	-	-
% Advanced Standard	-	-	-	-	-	-	-	-
Number of Tests								
# Phase-in Satisfactory Standard	-	-	-	-	-	-	-	-
# Advanced Standard	-	-	-	-	-	-	-	-
Total Tests	-	-	-	-	-	-	-	-
Science								
Percent of Tests								
% Phase-in Satisfactory Standard	-	-	-	-	-	-	-	-
% Advanced Standard	-	-	-	-	-	-	-	-
Number of Tests								
# Phase-in Satisfactory Standard	-	-	-	-	-	-	-	-
# Advanced Standard	-	-	-	-	-	-	-	-
Total Tests	-	-	-	-	-	-	-	-
Social Studies								
Percent of Tests								
% Phase-in Satisfactory Standard	-	-	-	-	-	-	-	-
% Advanced Standard	-	-	-	-	-	-	-	-
Number of Tests								
# Phase-in Satisfactory Standard	-	-	-	-	-	-	-	-
# Advanced Standard	-	-	-	-	-	-	-	-
Total Tests	-	-	-	-	-	-	-	-

*' Indicates results are masked due to small numbers to protect student confidentiality.

***' When only one ethnic/race group is masked, then the second smallest ethnic/race group is masked (regardless of size).

-' Indicates there are no students in the group.

TEXAS EDUCATION AGENCY
2014 Index 4: Postsecondary Readiness Calculation Report
HUTCHINS EL (241903102) - EL CAMPO ISD

Overall Performance	Score	Weight	Total Points
STAAR Postsecondary Readiness	18.0	100%	18.0
Index 4 Score (Target=12)			18

Indicator	All Students	African American	Hispanic	White	American Indian	Asian	Pacific Islander	Two or More Races	Special Ed	ELL	Total Points	Max Points
STAAR Postsecondary Readiness Standard												
% Meeting Postsecondary Readiness Standard	19%	0%	13%	40%							72.0	400
STAAR Postsecondary Readiness Standard Score												18.0

For more information on Index 4 calculations (annual dropout rate conversions or AEA bonus point calculations) see the 2014 Accountability Manual. Blank cells above represent student group indicators that do not meet the minimum size criteria.

TEXAS EDUCATION AGENCY
2014 Index 4: Postsecondary Readiness Data Table
HUTCHINS EL (241903102) - EL CAMPO ISD

	All Students	African American	Hispanic	White	American Indian	Asian	Pacific Islander	Two or More Races	Special Ed	ELL
2014 STAAR Postsecondary Readiness										
% Meeting Postsecondary Readiness Standard	19%	0%	13%	40%	*	-	-	*	n/a	n/a
# Meeting Postsecondary Readiness Standard	42	0	16	25	*	-	-	*	n/a	n/a
Total Students Tested	218	25	128	63	*	-	-	*	n/a	n/a
4-Year Graduation Rate (Gr 9-12): Class of 2013										
% Graduated	-	-	-	-	-	-	-	-	-	-
# Graduated	-	-	-	-	-	-	-	-	-	-
Total in Class	-	-	-	-	-	-	-	-	-	-
5-Year Extended Graduation Rate (Gr 9-12): Class of 2012										
% Graduated	-	-	-	-	-	-	-	-	-	-
# Graduated	-	-	-	-	-	-	-	-	-	-
Total in Class	-	-	-	-	-	-	-	-	-	-
Annual Dropout Rate (Gr 9-12): SY 2012-13										
% Dropped Out	-	-	-	-	-	-	-	-	-	-
# Dropped Out	-	-	-	-	-	-	-	-	-	-
# of Students	-	-	-	-	-	-	-	-	-	-
Longitudinal RHSP/DAP Graduates: Class of 2013										
% RHSP/DAP Graduates	-	-	-	-	-	-	-	-	n/a	n/a
# RHSP/DAP Graduates	-	-	-	-	-	-	-	-	n/a	n/a
# of Graduates	-	-	-	-	-	-	-	-	n/a	n/a
Annual RHSP/DAP Graduates: SY 2012-13										
% RHSP/DAP Graduates	-	-	-	-	-	-	-	-	n/a	n/a
# RHSP/DAP Graduates	-	-	-	-	-	-	-	-	n/a	n/a
# of Graduates	-	-	-	-	-	-	-	-	n/a	n/a
College Ready Graduates: SY 2012-13										
% College-Ready Graduates	-	-	-	-	-	-	-	-	n/a	n/a
# College-Ready Graduates	-	-	-	-	-	-	-	-	n/a	n/a
# of Graduates	-	-	-	-	-	-	-	-	n/a	n/a

* Indicates results are masked due to small numbers to protect student confidentiality.

** When only one ethnic/race group is masked, then the second smallest ethnic/race group is masked (regardless of size).

- Indicates there are no students in the group.

'n/a' Indicates the student group is not applicable to Index 4.

TEXAS EDUCATION AGENCY
2014 Distinction Designation Summary - Reading/ELA
HUTCHINS EL (241903102) - EL CAMPO ISD
 Campus Type: Elementary

Indicator	Indicator Score	Quartile
Attendance Rate	96.4%	Q3
Greater Than Expected Student Growth in English Language Arts (ELA)	25%	Q2
Grade 3 Reading Performance (Level III)	13%	Q2
Grade 4 Writing Performance (Level III)		
Grade 7 Writing Performance (Level III)		
Grade 8 Reading Performance (Level III)		
AP/IB Examination Participation: ELA		
AP/IB Examination Performance: ELA		
SAT/ACT Participation		
SAT Performance: ELA		
ACT Performance: ELA		
Total Indicators for Reading/ELA		0 of 3

Distinction Campus Outcome: 0 of 3 eligible indicators in the Top Quartile (Q1)

0 of 3 = 0%

Distinction Target: Elementary = 50% or higher

NO DISTINCTION EARNED

Blank values for an Indicator Score occur if the indicator is not applicable to that campus or does not meet minimum size of 10 students. Blank values for a Quartile occur if there are less than 20 campuses in the campus comparison group for each qualifying indicator.

The Attendance Rate Indicator is not subject specific; therefore, it applies to Reading/ELA, Mathematics, Science, and Social Studies. Consequently, this indicator cannot be the sole measure used by a campus to attain a distinction.

TEXAS EDUCATION AGENCY
2014 Distinction Designation Summary - Mathematics
HUTCHINS EL (241903102) - EL CAMPO ISD
 Campus Type: Elementary

Indicator	Indicator Score	Quartile
Attendance Rate	96.4%	Q3
Greater Than Expected Student Growth in Mathematics	38%	Q2
Grade 5 Mathematics Performance (Level III)		
Algebra I by Grade 8 - Participation		
Algebra I by Grade 8 - Performance (Level III)		
AP/IB Examination Participation: Mathematics		
AP/IB Examination Performance: Mathematics		
SAT/ACT Participation		
SAT Performance: Mathematics		
ACT Performance: Mathematics		
Total Indicators for Mathematics		0 of 2

Evaluation of Campus Outcomes: 0 of 2 eligible indicators in Q1 (Top Quartile)

0 of 2 = 0%

Distinction Target: Elementary = 50% or higher

NO DISTINCTION EARNED

Blank values for an Indicator Score occur if the indicator is not applicable to that campus or does not meet minimum size of 10 students. Blank values for a Quartile occur if there are less than 20 campuses in the campus comparison group for each qualifying indicator.

The Attendance Rate Indicator is not subject specific; therefore, it applies to Reading/ELA, Mathematics, Science, and Social Studies. Consequently, this indicator cannot be the sole measure used by a campus to attain a distinction.

TEXAS EDUCATION AGENCY
2014 Distinction Designation Summary - Science
HUTCHINS EL (241903102) - EL CAMPO ISD
Campus Type: Elementary

This campus is not eligible for this Distinction Designation. See the 2014 Accountability Manual for more information.

NOT ELIGIBLE

TEXAS EDUCATION AGENCY
2014 Distinction Designation Summary - Social Studies
HUTCHINS EL (241903102) - EL CAMPO ISD
Campus Type: Elementary

This campus is not eligible for this Distinction Designation. See the 2014 Accountability Manual for more information.

NOT ELIGIBLE

TEXAS EDUCATION AGENCY
2014 Distinction Designation Summary - Top 25% in Student Progress
HUTCHINS EL (241903102) - EL CAMPO ISD
 Campus Type: Elementary

Campus Name	District Name	Index 2 Score
1 COMANCHE EL (047901101)	COMANCHE ISD	73
2 APACHE EL (186902104)	FORT STOCKTON ISD	65
3 ANDERSON ACADEMY (101902101)	ALDINE ISD	60
4 FROST EL (246904103)	GEORGETOWN ISD	60
5 HILLCREST EL (123905103)	NEDERLAND ISD	60
6 RUSK EL (037907102)	RUSK ISD	59
7 CENTRAL EL (158905101)	PALACIOS ISD	54
8 CHANDLER EL (092902101)	KILGORE ISD	53
9 ALAMO EL (186902102)	FORT STOCKTON ISD	51
10 BROWNSBORO EL (107902101)	BROWNSBORO ISD	51
11 AUSTIN EL (195901106)	PECOS-BARSTOW-TOYAH ISD	47
12 CRESTVIEW EL (252901101)	GRAHAM ISD	47
13 SULPHUR SPRINGS EL (112901108)	SULPHUR SPRINGS ISD	47
14 TIMBER CREEK EL (187907102)	LIVINGSTON ISD	47
15 FRAZIER EL (101917127)	PASADENA ISD	46
16 HERMES EL (075902101)	LA GRANGE ISD	46
17 PALMER EL (070910101)	PALMER ISD	46
18 BETHUNE ACADEMY (101902102)	ALDINE ISD	45
19 EAST SIDE EL (037904102)	JACKSONVILLE ISD	44
20 HOUSTON EL (182903103)	MINERAL WELLS ISD	44
HUTCHINS EL (241903102)	EL CAMPO ISD	44
21 PITTSBURG EL (032902103)	PITTSBURG ISD	44
22 BOWIE EL (070903103)	ENNIS ISD	43
23 H G TEMPLE EL (003905101)	DIBOLL ISD	42
24 PHILLIPS ELEMENTARY (129903101)	KAUFMAN ISD	41
25 SOUTHSIDE EL (001907107)	PALESTINE ISD	41
26 CORRIGAN-CAMDEN PRIMARY (187904104)	CORRIGAN-CAMDEN ISD	40
27 GONZALES EL (089901102)	GONZALES ISD	40
28 SCOTT JOHNSON EL (236902104)	HUNTSVILLE ISD	40
29 JARRELL EL (246907101)	JARRELL ISD	36
30 NAOMI PASEMANN EL (246911103)	TAYLOR ISD	36
31 S GUS ALEXANDER JR ELEMENTARY (057907105)	DUNCANVILLE ISD	34
32 MCGREGOR ELEMENTARY SCHOOL (161909101)	MCGREGOR ISD	33
33 FINLEY-OATES EL (074903104)	BONHAM ISD	29
34 DALHART EL (056901104)	DALHART ISD	23
35 CJ & ANNE HYMAN EL (057907111)	DUNCANVILLE ISD	22
36 HARMONY EL (015911102)	EAST CENTRAL ISD	
37 HIGHLAND FOREST EL (015911106)	EAST CENTRAL ISD	
38 SINCLAIR EL (015911104)	EAST CENTRAL ISD	
39 TATUM PRI (201910104)	TATUM ISD	
40 TEAGUE EL (081904102)	TEAGUE ISD	

Top 25% in Student Progress Target = Index 2 Score of 51

NO DISTINCTION EARNED

Blank values for an Index 2 Score occur if the indicator is not applicable to that campus or does not meet minimum size of 10.

Where Index 2 scores are identical the campuses are listed alphabetically by campus name.

TEXAS EDUCATION AGENCY
2014 Distinction Designation Summary - Top 25% in Closing Performance Gaps
HUTCHINS EL (241903102) - EL CAMPO ISD
 Campus Type: Elementary

Campus Name	District Name	Index 3 Score
1 HILLCREST EL (123905103)	NEDERLAND ISD	62
2 COMANCHE EL (047901101)	COMANCHE ISD	60
3 FRAZIER EL (101917127)	PASADENA ISD	50
4 FROST EL (246904103)	GEORGETOWN ISD	49
5 PITTSBURG EL (032902103)	PITTSBURG ISD	48
6 ANDERSON ACADEMY (101902101)	ALDINE ISD	47
7 BROWNSBORO EL (107902101)	BROWNSBORO ISD	46
8 CENTRAL EL (158905101)	PALACIOS ISD	46
9 RUSK EL (037907102)	RUSK ISD	44
10 AUSTIN EL (195901106)	PECOS-BARSTOW-TOYAH ISD	43
11 HERMES EL (075902101)	LA GRANGE ISD	43
12 PALMER EL (070910101)	PALMER ISD	43
13 TIMBER CREEK EL (187907102)	LIVINGSTON ISD	42
14 BOWIE EL (070903103)	ENNIS ISD	41
15 PHILLIPS ELEMENTARY (129903101)	KAUFMAN ISD	41
16 TATUM PRI (201910104)	TATUM ISD	41
17 CHANDLER EL (092902101)	KILGORE ISD	40
18 CJ & ANNE HYMAN EL (057907111)	DUNCANVILLE ISD	40
19 EAST SIDE EL (037904102)	JACKSONVILLE ISD	40
20 TEAGUE EL (081904102)	TEAGUE ISD	40
21 ALAMO EL (186902102)	FORT STOCKTON ISD	39
22 GONZALES EL (089901102)	GONZALES ISD	39
23 MCGREGOR ELEMENTARY SCHOOL (161909101)	MCGREGOR ISD	38
24 CORRIGAN-CAMDEN PRIMARY (187904104)	CORRIGAN-CAMDEN ISD	37
25 CRESTVIEW EL (252901101)	GRAHAM ISD	37
26 HOUSTON EL (182903103)	MINERAL WELLS ISD	37
27 NAOMI PASEMANN EL (246911103)	TAYLOR ISD	37
28 SCOTT JOHNSON EL (236902104)	HUNTSVILLE ISD	37
29 SOUTHSIDE EL (001907107)	PALESTINE ISD	37
30 SULPHUR SPRINGS EL (112901108)	SULPHUR SPRINGS ISD	37
31 FINLEY-OATES EL (074903104)	BONHAM ISD	36
32 JARRELL EL (246907101)	JARRELL ISD	36
33 SINCLAIR EL (015911104)	EAST CENTRAL ISD	36
34 H G TEMPLE EL (003905101)	DIBOLL ISD	35
35 S GUS ALEXANDER JR ELEMENTARY (057907105)	DUNCANVILLE ISD	35
36 APACHE EL (186902104)	FORT STOCKTON ISD	33
HUTCHINS EL (241903102)	EL CAMPO ISD	33
37 HARMONY EL (015911102)	EAST CENTRAL ISD	32
38 HIGHLAND FOREST EL (015911106)	EAST CENTRAL ISD	32
39 BETHUNE ACADEMY (101902102)	ALDINE ISD	31
40 DALHART EL (056901104)	DALHART ISD	31

Top 25% in Closing Performance Gaps Target = Index 3 Score of 43

NO DISTINCTION EARNED

Blank values for an Index 3 Score occur if the indicator is not applicable to that campus or does not meet minimum size of 10.

Where Index 3 scores are identical the campuses are listed alphabetically by campus name.

TEXAS EDUCATION AGENCY
2014 Distinction Designation Summary - Postsecondary Readiness
HUTCHINS EL (241903102) - EL CAMPO ISD
 Campus Type: Elementary

Indicator	Indicator Score	Quartile
Index 4 - Percent at STAAR Postsecondary Readiness Standard	19%	Q3
Four-Year Longitudinal Graduation Rate		
Four-Year Longitudinal RHSP/DAP Rate		
College-Ready Graduates		
Advanced/Dual Enrollment Course Completion Rate		
SAT/ACT Participation		
SAT/ACT Performance		
AP/IB Examination Performance: Any Subject		
Total Indicators for Postsecondary Readiness		0 of 1

Evaluation of Campus Outcomes: 0 of 1 eligible indicators in Q1 (Top Quartile)

0 of 1 = 0%

Distinction Target: Elementary = 50% or higher

NO DISTINCTION EARNED

Blank values for an Indicator Score occur if the indicator is not applicable to that campus or does not meet minimum size of 10 students. Blank values for a Quartile occur if there are less than 20 campuses in the campus comparison group for each qualifying indicator.

The Attendance Rate Indicator is not subject specific; therefore, it applies to Reading/ELA, Mathematics, Science, and Social Studies. Consequently, this indicator cannot be the sole measure used by a campus to attain a distinction.

TEXAS EDUCATION AGENCY
2014 Distinction Designation Summary
HUTCHINS EL (241903102) - EL CAMPO ISD
 Campus Type: Elementary

Indicator	Indicator Score Numerator	Indicator Score Denominator	Score	Quartile 1 Minimum Score	Quartile
Attendance Rate	97,144.0	100,822.0	96.4	96.8	Q3
Greater Than Expected Student Growth in English Language Arts (ELA)	13	51	25	27	Q2
Greater Than Expected Student Growth in Mathematics	20	53	38	41	Q2
Grade 3 Reading Performance (Level III)	35	275	13	15	Q2
Grade 4 Writing Performance (Level III)					
Grade 5 Mathematics Performance (Level III)					
Grade 5 Science Performance (Level III)					
Grade 7 Writing Performance (Level III)					
Grade 8 Reading Performance (Level III)					
Grade 8 Science Performance (Level III)					
Grade 8 Social Studies Performance (Level III)					
Algebra I by Grade 8 - Participation					
Algebra I by Grade 8 - Performance (Level III)					
EOC Biology Performance (Level III)					
EOC U.S. History Performance (Level III)					
AP/IB Examination Participation: ELA					
AP/IB Examination Participation: Mathematics					
AP/IB Examination Participation: Science					
AP/IB Examination Participation: Social Studies					
AP/IB Examination Performance: ELA					
AP/IB Examination Performance: Mathematics					
AP/IB Examination Performance: Science					
AP/IB Examination Performance: Social Studies					
AP/IB Examination Performance: Any Subject					
SAT/ACT Participation					
SAT/ACT Performance					
SAT Performance: ELA					
SAT Performance: Mathematics					
ACT Performance: ELA					
ACT Performance: Mathematics					
ACT Performance: Science					
Index 4 - Percent at STAAR Postsecondary Readiness Standard	42	218	19	30	Q3
Four-Year Longitudinal Graduation Rate					
Four-Year Longitudinal RHSP/DAP Rate					
College-Ready Graduates					
Advanced/Dual Enrollment Course Completion Rate					

Blank values for an Indicator Score occur if the indicator is not applicable to that campus or does not meet minimum size of 10 students. Blank values for a Quartile occur if there are less than 20 campuses in the campus comparison group for each qualifying indicator.

'n/a' Indicates data reporting is not applicable for this indicator.

TEXAS EDUCATION AGENCY
2014 System Safeguards - Status Report
 HUTCHINS EL (241903102) - EL CAMPO ISD

	All Students	African American	Hispanic	White	American Indian	Asian	Pacific Islander	Two or More Races	Econ Disadv	Special Ed	Current & Monitored ELL	ELL	Total Met	Total Eligible	Percent of Eligible Measures Met
Performance Status - State															
State Target	55%	55%	55%	55%	55%	55%	55%	55%	55%	55%	55%				
Reading	Y	Y	Y	Y					Y		Y		6	6	100
Mathematics	Y	N	Y	Y					Y		N		4	6	67
Writing													0	0	
Science													0	0	
Social Studies													0	0	
Total													10	12	83

Performance Status - Federal															
Federal Target	79%	79%	79%	79%					79%	79%	79%				
Reading	N		N	Y	n/a	n/a	n/a	n/a	N		N	n/a			
Mathematics	N		N	Y	n/a	n/a	n/a	n/a	N		N	n/a			

Participation Status															
Target	95%	95%	95%	95%	95%	95%	95%	95%	95%	95%		95%			
Reading	Y	Y	Y	Y					Y			Y	6	6	100
Mathematics	Y	Y	Y	Y					Y			Y	6	6	100
Total													12	12	100

Federal Graduation Status (Target: See Reason Codes)															
Graduation Target Met													0	0	
Reason Code **															
Total													0	0	

District: Met Federal Limits on Alternative Assessments															
Reading															
Overall	3%														
Modified	2%														
Alternate	1%														
Mathematics															
Overall	3%														
Modified	2%														
Alternate	1%														
Total													n/a	n/a	n/a
Overall Total													22	24	92

** Federal Graduation Rate Reason Codes:
 a = Graduation Rate Goal of 90% c = Safe Harbor Target of a 10% decrease in difference from the prior year rate and the Goal
 b = Four-year Graduation Rate Target of 80% d = Five-year Graduation Rate Target of 85%
 Blank cells above represent student group indicators that do not meet the minimum size criteria. n/a indicates data are not applicable to this report.

TEXAS EDUCATION AGENCY
2014 System Safeguards - Performance and Participation Data Table
HUTCHINS EL (241903102) - EL CAMPO ISD

	All Students	African American	Hispanic	White	American Indian	Asian	Pacific Islander	Two or More Races	Econ Disadv	Special Ed	Current & Monitored ELL	ELL
Performance Rates												
Reading												
# at Phase-in Satisfactory Standard	185	15	111	58	*	-	-	*	126	9	32	n/a
Total Tests	271	25	180	64	*	-	-	*	203	15	57	55
% at Phase-in Satisfactory Standard	68%	60%	62%	91%	*	-	-	*	62%	60%	56%	n/a
Mathematics												
# at Phase-in Satisfactory Standard	169	12	104	52	*	-	-	*	116	6	32	n/a
Total Tests	274	25	182	65	*	-	-	*	205	16	59	57
% at Phase-in Satisfactory Standard	62%	48%	57%	80%	*	-	-	*	57%	38%	54%	n/a
Writing												
# at Phase-in Satisfactory Standard	-	-	-	-	-	-	-	-	-	-	-	n/a
Total Tests	-	-	-	-	-	-	-	-	-	-	-	-
% at Phase-in Satisfactory Standard	-	-	-	-	-	-	-	-	-	-	-	n/a
Science												
# at Phase-in Satisfactory Standard	-	-	-	-	-	-	-	-	-	-	-	n/a
Total Tests	-	-	-	-	-	-	-	-	-	-	-	-
% at Phase-in Satisfactory Standard	-	-	-	-	-	-	-	-	-	-	-	n/a
Social Studies												
# at Phase-in Satisfactory Standard	-	-	-	-	-	-	-	-	-	-	-	n/a
Total Tests	-	-	-	-	-	-	-	-	-	-	-	-
% at Phase-in Satisfactory Standard	-	-	-	-	-	-	-	-	-	-	-	n/a
Participation Rates												
Reading: 2013-2014 Assessments												
Number Participating	290	30	192	65	*	-	-	*	218	19	n/a	63
Total Students	291	30	192	66	*	-	-	*	218	19	n/a	63
Participation Rate	100%	100%	100%	98%	*	-	-	*	100%	100%	n/a	100%
Mathematics: 2013-2014 Assessments												
Number Participating	291	30	192	66	*	-	-	*	218	19	n/a	63
Total Students	291	30	192	66	*	-	-	*	218	19	n/a	63
Participation Rate	100%	100%	100%	100%	*	-	-	*	100%	100%	n/a	100%

* Indicates results are masked due to small numbers to protect student confidentiality.

** When only one ethnic/race group is masked, then the second smallest ethnic/race group is masked (regardless of size).

- Indicates there are no students in the group.

n/a indicates data are not applicable to this report.

TEXAS EDUCATION AGENCY
2014 System Safeguards - Graduation and Federal Limits Data Table
HUTCHINS EL (241903102) - EL CAMPO ISD

	All Students	African American	Hispanic	White	American Indian	Asian	Pacific Islander	Two or More Races	Econ Disadv	Special Ed	ELL (Ever HS)	ELL (Current)
Federal Graduation Rates												
4-year Graduation Rate (Gr 9-12): Class of 2013												
Number Graduated	-	-	-	-	-	-	-	-	-	-	-	n/a
Total in Class	-	-	-	-	-	-	-	-	-	-	-	-
Graduation Rate	-	-	-	-	-	-	-	-	-	-	-	n/a
4-year Longitudinal Cohort Graduation Rate (Gr 9-12): Class of 2012												
Number Graduated	-	-	-	-	-	-	-	-	-	-	-	n/a
Total in Class	-	-	-	-	-	-	-	-	-	-	-	-
Graduation Rate	-	-	-	-	-	-	-	-	-	-	-	n/a
5-year Extended Graduation Rate (Gr 9-12): Class of 2012												
Number Graduated	-	-	-	-	-	-	-	-	-	-	-	n/a
Total in Class	-	-	-	-	-	-	-	-	-	-	-	-
Graduation Rate	-	-	-	-	-	-	-	-	-	-	-	n/a
District: Met Federal Limits on Alternative Assessments												
Reading												
Alternate 1%												
Number Proficient	n/a											
Total Federal Cap Limit	n/a											
Modified 2%												
Number Proficient	n/a											
Total Federal Cap Limit	n/a											
Mathematics												
Alternate 1%												
Number Proficient	n/a											
Total Federal Cap Limit	n/a											
Modified 2%												
Number Proficient	n/a											
Total Federal Cap Limit	n/a											

* Indicates results are masked due to small numbers to protect student confidentiality.

** When only one ethnic/race group is masked, then the second smallest ethnic/race group is masked (regardless of size).

- Indicates there are no students in the group.

n/a indicates data are not applicable to this report.

Overview of Performance Index Framework*

Shaded areas were not evaluated in 2013

	Index 1: Student Achievement	Index 2: Student Progress	Index 3: Closing Performance Gaps	Index 4: Postsecondary Readiness
Features of Index	<p>STAAR Satisfactory Performance</p> <ul style="list-style-type: none"> All Students Combined over All Subject Areas Credit given for meeting phase-in Level II performance standard on: <ul style="list-style-type: none"> STAAR Grades 3-8 English and Spanish for assessments administered in the spring; EOC for assessments administered in the spring and the previous fall and summer; STAAR Grades 3-8 and EOC Modified and Alternate; STAAR L (linguistically accommodated) included through the ELL Progress Measure; and, TAKS Grade 11 results at Met Standard performance standard (2013 only). 	<p>Student Progress to Satisfactory or Advanced Performance Levels</p> <ul style="list-style-type: none"> Ten Student Groups Evaluated: <ul style="list-style-type: none"> All Students Each Race/Ethnicity: <ul style="list-style-type: none"> African American American Indian Asian Hispanic Pacific Islander White Two or More Races Students with Disabilities English Language Learners (ELLs) By Subject Area (Reading, Math, and Writing for available grades) Same assessments used in Index 1 where STAAR Progress, STAAR-M, STAAR-Alt, and ELL Progress measures are available Credit based on weighted performance: <ul style="list-style-type: none"> One point credit given for each percentage of tests at the Met growth expectations level Two point credit given for each percentage of tests at the Exceeded growth expectations level 	<p>Achievement Gaps Measured for Satisfactory and Advanced Levels</p> <ul style="list-style-type: none"> All Economically Disadvantaged Students and Two Lowest Performing Racial/Ethnic Groups based on the Index 1 student achievement indicator reported in the prior year By Subject Area (Reading/ELA, Mathematics, Writing, Science, and Social Studies) Credit based on weighted performance: <ul style="list-style-type: none"> One point credit given for each percentage of tests meeting the phase-in Level II performance standard Two point credit given for each percentage of tests meeting the final Level III Advanced performance standard 	<p>Measures of Postsecondary Readiness</p> <p>Credit based on various postsecondary indicators:</p> <p>STAAR Postsecondary Readiness</p> <ul style="list-style-type: none"> Eight Student Groups Evaluated: All Students and each Race/Ethnicity Combined over All Subject Areas Credit given for meeting postsecondary readiness standard (final Level II) <p>High School Graduation Rates</p> <ul style="list-style-type: none"> Four-year Graduation Rate or Five-year Graduation Rate (or Annual Dropout Rate if no graduation rate) Ten Student Groups Evaluated: All Students, each Race/Ethnicity, Students with Disabilities, and ELLs <p>High School Diploma Plans</p> <ul style="list-style-type: none"> Percent Recommended or Distinguished Achievement (Advanced) High School Program Plan (RHSP/DAP) Graduates Eight Student Groups Evaluated: All Students and each Race/Ethnicity <p>Other Postsecondary Indicators</p> <ul style="list-style-type: none"> College-Ready Graduates (2014) Advanced Course/Dual Enrollment Completion TBD (2015 and beyond) Career and Technical Education (CTE) TBD (2015 and beyond)
Additional Evaluations	<p>Distinction Designations for Student Progress, Closing Performance Gaps, and Postsecondary Readiness</p> <p>Districts and campuses earn distinctions for postsecondary readiness, and campuses earn distinctions for student progress and closing performance gaps.</p>	<p>Academic Achievement in Reading/ELA, Math, Science, and Social Studies Distinction Designations</p> <p>Campuses earn distinctions for outstanding academic achievement on indicators, such as SAT/ACT participation/performance, AP/IB participation/performance, and Advanced (Level III) Performance on STAAR in four subject areas.</p>	<p>System Safeguards</p> <p>Evaluate performance by individual student groups and subject areas and require interventions focused on specific areas of weak performance.</p>	

* Additional features, such as Required Improvement and three-year averaging, are incorporated when applicable.

Comparison of 2013 and 2014 Performance Index Criteria and Indicators For Non-AEA Districts and Campuses

The Commissioner of Education Final Decisions for the 2014 State Accountability Rating System that were posted online on April 4, 2014, and described in further detail in this document will be officially adopted after they have been incorporated in selected chapters of the 2014 *Accountability Manual* as a Commissioner of Education rule in summer 2014 prior to the August 8 ratings release.

	2013	2014
Index 1: Student Achievement	Index 1 Target: 50	Index 1 Target: 55
	All students group	No change
	All tests combined	No change
	Performance standard: Phase-in 1 Level II (Satisfactory)	No change
	STAAR EOC Assessments (15 tests)	STAAR EOC Assessments (5 tests): <ul style="list-style-type: none"> o English I (reading and writing combined into a single English I) o English II (reading and writing combined into a single English II) o Algebra I o Biology o U.S. History
	Substitute assessments not available	Substitute assessments for STAAR EOC tests are included
	English Language Learners (ELLs): English version: <ul style="list-style-type: none"> o Students in U.S. schools Year 1 excluded o Students in U.S. schools Years 2 - 3 excluded o Students in U.S. schools Years 4+ included (Phase-in 1 Level II) Spanish version: <ul style="list-style-type: none"> o Students in U.S. schools Year 1 excluded o Students in U.S. schools Years 2 - 3 excluded o Students in U.S. schools Years 4+ included (Phase-in 1 Level II) 	English Language Learners (ELLs): English version: <ul style="list-style-type: none"> o No change o Students in U.S. schools Years 2 - 4 included (ELL Progress Measure) o Students in U.S. schools Years 5+ included (Phase-in 1 Level II) Spanish version: <ul style="list-style-type: none"> o No change o Students in U.S. schools Years 2 - 3 included (Phase-in 1 Level II) o No change
STAAR L not included	STAAR L evaluated in ELL Progress Measure	
Index 2: Student Progress	Index 2 Target: Based on 5 th percentile of Index 2 outcomes based on the 2013 performance results by campus type: elementary, middle, or high school. Targets for districts based on 5 th percentile of campus performance across all campus types.	Index 2 Target: Based on 5 th percentile of Index 2 outcomes based on the 2014 performance results by campus type: elementary, middle, or high school. Targets for districts based on 5 th percentile of campus performance across all campus types.
	Ten student groups: All students, each race/ethnicity (7 groups), Students with Disabilities, and ELL students	No change
	By subject: reading, mathematics, and writing	By subject: reading and mathematics
	Points based on weighted performance: <ul style="list-style-type: none"> o 1 point for each percentage of tests at the <i>Met</i> progress level o 2 points for each percentage of tests at the <i>Exceeded</i> progress level Progress Measure: STAAR	No change
	All districts and campuses with progress measure results are evaluated on Index 2	Progress Measures: STAAR, STAAR Modified, STAAR Alternate, and ELL Progress Measure High schools/K-12 campuses are not evaluated on Index 2 (2014 only)
	English Language Learners (ELLs): English version: <ul style="list-style-type: none"> o Students in U.S. schools Year 1 excluded o Students in U.S. schools Years 2 - 4 excluded o Students in U.S. schools Years 5+ excluded Spanish version: <ul style="list-style-type: none"> o Students in U.S. schools Year 1 excluded o Students in U.S. schools Years 2 - 4 excluded o Students in U.S. schools Years 5+ included (STAAR Progress Measure) 	English Language Learners (ELLs): English version: <ul style="list-style-type: none"> o No change o Students in U.S. schools Years 2 - 4 included (ELL Progress Measure) o Students in U.S. schools Years 5+ included (STAAR Progress Measure) Spanish version: <ul style="list-style-type: none"> o No change o Students in U.S. schools Years 2 - 4 included (STAAR Progress Measure) o No change

**Comparison of 2013 and 2014 Performance Index Criteria and Indicators
For Non-AEA Districts and Campuses**

	2013	2014
Index 3: Closing Performance Gaps	Index 3 Target: 55	Index 3 Target: Based on 5 th percentile of Index 3 outcomes based on the 2014 performance results by campus type: elementary, middle, or high school. Targets for districts based on 5 th percentile of campus performance across all campus types.
	By Subject Area: reading, mathematics, writing, science, and social studies	No change
	Student Groups: o Economically Disadvantaged o Two Lowest Performing Race/Ethnicity Student Groups	No change
	Minimum Size Criteria for Race/Ethnicity Student Groups: 1) Identify the Race/Ethnicity student groups that have 25 or more tests in All Subjects from the prior year (2011-12) 2) Select the lowest performing student group(s) that meet the above minimum size based on prior year (2011-12) results for All Subjects.	Minimum Size Criteria for Race/Ethnicity Student Groups: 1) Identify the Race/Ethnicity student groups that have 25 or more tests in both reading/ELA and mathematics from the prior year (2012-13) 2) Select the lowest performing student group(s) that meet the above minimum size based on prior year (2012-13) results for All Subjects.
	Points based on STAAR performance: o Phase-in 1 Level II (Satisfactory): 1 point for each percentage of tests at phase-in 1 Level II (Satisfactory)	Points based on STAAR performance: o Phase-in 1 Level II (Satisfactory): 1 point for each percentage of tests at phase-in 1 Level II (Satisfactory) o Level III Advanced: 2 points for each percentage of tests at Level III Advanced
	English Language Learners (ELLs): English version: o Students in U.S. schools Year 1 excluded o Students in U.S. schools Years 2 - 4 excluded o Students in U.S. schools Years 5+ excluded Spanish version: o Students in U.S. schools Year 1 excluded o Students in U.S. schools Years 2 - 4 excluded o Students in U.S. schools Years 5+ excluded	English Language Learners (ELLs): English version: o No change o Students in U.S. schools Years 2 - 4 included ELL Progress Measure (one point); STAAR Final Level II (two points) o Students in U.S. schools Years 5+ included Phase-in 1 Level II (one point); STAAR Advanced Level III (two points) Spanish version: o No change o Students in U.S. schools Years 2 - 4 included Phase-in 1 Level II (one point); STAAR Advanced Level III (two points) o Students in U.S. schools Years 5+ included Phase-in 1 Level II (one point); STAAR Advanced Level III (two points)
STAAR L not included	STAAR L evaluated in ELL Progress Measure	
Index 4: Postsecondary Readiness	Index 4 Target: o Elementary Schools: Not Evaluated o Middle Schools: Not Evaluated o High Schools: 75 o Districts: 75 Based on Two Components: Graduation Score and Graduation Plan	Index 4 Target: o Elementary Schools: 12 o Middle Schools: 13 o High Schools/K-12: 57 (based on all four components)* o Districts: 57 (based on all four components)* Based on Four components: STAAR Final Level II, Graduation Score, Graduation Plan, and College-Ready Graduates If all four components (STAAR Final Level II, Graduation Score, Graduation Plan, and College-Ready Graduates) are not available for high schools or districts, evaluate the STAAR Final Level II performance at the following Index 4 targets: o High Schools/K-12: 21* o Districts: 13
	STAAR Results Not Included	STAAR Score: STAAR Percent Met Final Level II on two or more STAAR subject-area tests for All Students and race/ethnicity student groups Students tested on one subject area only must meet the final Level II performance standard for that subject area. Similarly, students tested on only two subject areas must meet the final Level II performance standard for both subject areas.

**Comparison of 2013 and 2014 Performance Index Criteria and Indicators
For Non-AEA Districts and Campuses**

2013	2014
<p>Graduation Score: Combined performance across graduation/dropout rates for:</p> <ul style="list-style-type: none"> o Grade 9-12 Four-Year Graduation Rate for ten student groups; or o Grade 9-12 Five-Year Graduation Rate for ten student groups, whichever contributes the most points to the index <p>Ten Student Groups: All students, each race/ethnicity (7 groups), Students with Disabilities, and ELL students</p>	<p>No change</p>
<p>Graduation Plan: RHSP/DAP Graduates based on Annual Graduates for the 2011-12 school year: All Students and race/ethnicity groups</p>	<p>Graduation Plan: RHSP/DAP Graduates based on Class of 2013 Four-Year Longitudinal Cohort: All Students and race/ethnicity groups</p>
<p>College-Ready Graduates: Not Included</p>	<p>College-Ready Graduates: High school graduates from the 2012-13 school year who met the college-ready criteria on the TAKS exit-level test, or the SAT test, or the ACT test in both ELA and mathematics.</p>
<p>Weighting: Combine with equal weight (50%) the results of two components:</p> <ul style="list-style-type: none"> o Graduation Rate o Graduation Plan 	<p>Weighting: Combine with equal weight (25%) the results of four components if all four available:</p> <ul style="list-style-type: none"> o STAAR Final Level II o Graduation Rate o Graduation Plan o College-Ready Graduates
<p>Substitute assessments not available</p>	<p>Substitute assessments for STAAR EOC tests are included</p>
<p align="center">English Language Learners (ELLs):</p> <p>English version:</p> <ul style="list-style-type: none"> o Students in U.S. schools Year 1 excluded o Students in U.S. schools Years 2 - 4 excluded o Students in U.S. schools Years 5+ excluded <p>Spanish version:</p> <ul style="list-style-type: none"> o Students in U.S. schools Year 1 excluded o Students in U.S. schools Years 2 - 4 excluded o Students in U.S. schools Years 5+ excluded 	<p align="center">English Language Learners (ELLs):</p> <p>English version:</p> <ul style="list-style-type: none"> o No change o No change o Students in U.S. schools Years 5+ included (Final Level II) <p>Spanish version:</p> <ul style="list-style-type: none"> o No change o Students in U.S. schools Years 2 - 4 included (Final Level II) o Students in U.S. schools Years 5+ included (Final Level II)

* A revision in the methodology used to evaluate the STAAR component alters the Index 4 targets that were originally posted on April 4, 2014, for districts and high school/K-12 campuses. The revised methodology evaluates the STAAR EOC results for students who tested for the first time during the current year accountability cycle (previous summer and current school year fall and spring administrations). The students' first and subsequent retests during the current year accountability cycle are used to evaluate Index 4. Therefore, EOC retest results for students who tested for the first time prior to the current accountability cycle are not included in the revised methodology. The original methodology included retest results for students who tested for the first time prior to the current accountability cycle.

TEXAS EDUCATION AGENCY
2013 Accountability Summary
 SAMPLE HS (999-999-999) - SAMPLE ISD

This is your 2013 accountability rating

Accountability Rating
 Met Standard

Indexes that met the target

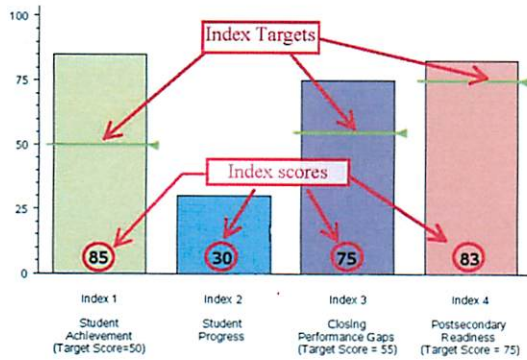
Met Standards on	Did Not Meet Standards on
<ul style="list-style-type: none"> ➤ Student Achievement ➤ Student Progress ➤ Closing Performance Gaps ➤ Postsecondary Readiness 	- NONE ← No Index missed the target

Distinction Designation

Distinction Categories

➤ Academic Achievement in Reading/ELA Percent of Eligible Measures in Top Quartile 2 out of 7 = 29%	NO DISTINCTION EARNED
➤ Academic Achievement in Mathematics Percent of Eligible Measures in Top Quartile 2 out of 7 = 29%	NO DISTINCTION EARNED
➤ Top 25 Percent Student Progress	NO DISTINCTION EARNED

Performance Index Report



Campus Demographics

Campus demographics are used to build comparison groups

Campus Type	High School
Campus Size	2,231 Students
Grade Span	09 - 12
Percent Economically Disadvantaged	14.3%
Percent English Language Learners	9.4%
Mobility Rate	13.1%

Performance Index Summary

Index	Points Earned	Maximum Points	Index Score
1 - Student Achievement	6,190	7,260	85
2 - Student Progress	784	2,600	30
3 - Closing Performance Gaps	1,122	1,500	75
4 - Postsecondary Readiness	828.4	1,000	83

Points Earned
 -----divided by-----
 Maximum Points = Index Score

System Safeguards

Number and Percent of Indicators Met

Performance Rates	37 out of 44 = 84%
Participation Rates	15 out of 18 = 83%
Graduation Rates	6 out of 6 = 100%
Total	58 out of 68 = 85%

System safeguards are based on disaggregated performance results and are used to meet state and federal intervention requirements.

TEXAS EDUCATION AGENCY
2014 Accountability Summary
 EL CAMPO H S (241903001) - EL CAMPO ISD

Accountability Rating

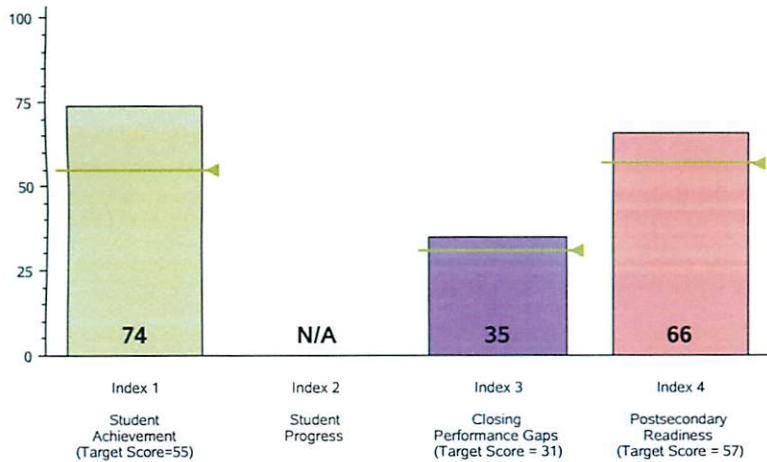
Met Standard

Met Standards on	Did Not Meet Standards on
- Student Achievement - Closing Performance Gaps - Postsecondary Readiness	- NONE

Distinction Designation

Academic Achievement in Reading/ELA NO DISTINCTION EARNED
Academic Achievement in Mathematics NO DISTINCTION EARNED
Academic Achievement in Science NO DISTINCTION EARNED
Academic Achievement in Social Studies NO DISTINCTION EARNED
Top 25 Percent Student Progress NOT ELIGIBLE
Top 25 Percent Closing Performance Gaps NO DISTINCTION EARNED
Postsecondary Readiness NO DISTINCTION EARNED

Performance Index Report



Campus Demographics

Campus Type	High School
Campus Size	988 Students
Grade Span	09 - 12
Percent Economically Disadvantaged	50.8%
Percent English Language Learners	3.3%
Mobility Rate	12.5%

Performance Index Summary

Index	Points Earned	Maximum Points	Index Score
1 - Student Achievement	1,227	1,647	74
2 - Student Progress	N/A	N/A	N/A
3 - Closing Performance Gaps	837	2,400	35
4 - Postsecondary Readiness			
STAAR Score	10.8		
Graduation Rate Score	24.8		
Graduation Plan Score	18.9		
Postsecondary Indicator Score	11.9		66

System Safeguards

Number and Percent of Indicators Met	
Performance Rates	20 out of 23 = 87%
Participation Rates	12 out of 12 = 100%
Graduation Rates	5 out of 5 = 100%
Total	37 out of 40 = 93%

For further information about this report, please see the Performance Reporting Division web site at <http://ritter.tea.state.tx.us/perfreport/account/2014/index.html>

TEXAS EDUCATION AGENCY
2014 Index 1: Student Achievement Calculation Report
EL CAMPO H S (241903001) - EL CAMPO ISD

	Reading		Mathematics		Writing		Science		Social Studies		Total	% Phase-in Satisfactory Standard	Index Points
# at Phase-in Satisfactory Standard	424	+	177	+	0	+	208	+	418	=	1,227		
Total Tests	597	+	262	+	0	+	244	+	544	=	1,647	74	74
Index 1 Score (Target=55)												74	

TEXAS EDUCATION AGENCY
2014 Index 1: Student Achievement Data Table
EL CAMPO H S (241903001) - EL CAMPO ISD

	All Students	African American	Hispanic	White	American Indian	Asian	Pacific Islander	Two or More Races	Special Ed	Econ Disadv	ELL
2014 STAAR Performance											
All Subjects											
Percent of Tests											
% at Phase-in Satisfactory Standard	74%	64%	71%	87%	*	-	-	100%	40%	66%	34%
Number of Tests											
# at Phase-in Satisfactory Standard	1,227	137	673	408	*	-	-	**	44	601	25
Total Tests	1,647	215	952	469	*	-	-	**	111	904	73
Reading											
Percent of Tests											
% at Phase-in Satisfactory Standard	71%	63%	66%	84%	*	-	-	*	40%	63%	*
Number of Tests											
# at Phase-in Satisfactory Standard	424	52	232	137	*	-	-	*	19	211	*
Total Tests	597	82	349	163	*	-	-	*	48	334	*
Mathematics											
Percent of Tests											
% at Phase-in Satisfactory Standard	68%	57%	67%	76%	*	-	-	*	33%	60%	62%
Number of Tests											
# at Phase-in Satisfactory Standard	177	21	104	50	*	-	-	*	6	93	8
Total Tests	262	37	156	66	*	-	-	*	18	155	13
Writing											
Percent of Tests											
% at Phase-in Satisfactory Standard	-	-	-	-	-	-	-	-	-	-	-
Number of Tests											
# at Phase-in Satisfactory Standard	-	-	-	-	-	-	-	-	-	-	-
Total Tests	-	-	-	-	-	-	-	-	-	-	-
Science											
Percent of Tests											
% at Phase-in Satisfactory Standard	85%	71%	83%	96%	-	-	-	-	33%	78%	50%
Number of Tests											
# at Phase-in Satisfactory Standard	208	22	115	71	-	-	-	-	5	101	5
Total Tests	244	31	139	74	-	-	-	-	15	129	10
Social Studies											
Percent of Tests											
% at Phase-in Satisfactory Standard	77%	65%	72%	90%	*	-	-	*	47%	69%	36%
Number of Tests											
# at Phase-in Satisfactory Standard	418	42	222	150	*	-	-	*	14	196	8
Total Tests	544	65	308	166	*	-	-	*	30	286	22

** Indicates results are masked due to small numbers to protect student confidentiality.

*** When only one ethnic/race group is masked, then the second smallest ethnic/race group is masked (regardless of size).

'-' Indicates there are no students in the group.

**TEXAS EDUCATION AGENCY
2014 Index 2: Student Progress Calculation Report
EL CAMPO H S (241903001) - EL CAMPO ISD**

This campus is not rated on Index 2.

TEXAS EDUCATION AGENCY
2014 Index 2: Student Progress Data Table
EL CAMPO H S (241903001) - EL CAMPO ISD

	All Students	African American	Hispanic	White	American Indian	Asian	Pacific Islander	Two or More Races	Special Ed	ELL
Reading										
Number of Tests	*	-	*	*	-	-	-	-	*	*
# Met or Exceeded Progress	*	-	*	*	-	-	-	-	*	*
# Exceeded Progress	*	-	*	*	-	-	-	-	*	*
% Met or Exceeded Progress	*	-	*	*	-	-	-	-	*	*
% Exceeded Progress	*	-	*	*	-	-	-	-	*	*
Mathematics										
Number of Tests	*	*	*	*	*	-	-	*	*	*
# Met or Exceeded Progress	*	*	*	*	*	-	-	*	*	*
# Exceeded Progress	*	*	*	*	*	-	-	*	*	*
% Met or Exceeded Progress	*	*	*	*	*	-	-	*	*	*
% Exceeded Progress	*	*	*	*	*	-	-	*	*	*

** Indicates results are masked due to small numbers to protect student confidentiality.

*** When only one ethnic/race group is masked, then the second smallest ethnic/race group is masked (regardless of size).

-' Indicates there are no students in the group.

TEXAS EDUCATION AGENCY
2014 Index 3: Closing Performance Gaps Calculation Report
EL CAMPO H S (241903001) - EL CAMPO ISD

Overall Performance

STAAR Weighted Performance Rate	Econ Disadv	African American	Hispanic	Total Points	Maximum Points
Reading	65	64	70	199	600
Mathematics	60	57	67	184	600
Writing	0	0	0	0	0
Science	81	71	84	236	600
Social Studies	73	67	78	218	600
Total				837	2400
Index 3 Score (Target = 31)					35

Note: For 2014, Weighted Performance Rate is equal to the percent of tests that meet the Phase-in Satisfactory Standard or above plus the percent of tests that meet the Advanced Standard.

TEXAS EDUCATION AGENCY
2014 Index 3: Closing Performance Gaps Calculation Report
EL CAMPO H S (241903001) - EL CAMPO ISD

Reading Performance

STAAR Weighted Performance Rate	Econ Disadv	African American	Hispanic	Total Points	Maximum Points
Number of Tests	333	82	348		
# Phase-in Satisfactory Standard	211	52	232		
# Advanced Standard	7	1	9		
% Phase-in Satisfactory Standard	63	63	67		
% Advanced Standard	2	1	3		
Reading Weighted Performance Rate	65	64	70	199	600

Mathematics Performance

STAAR Weighted Performance Rate	Econ Disadv	African American	Hispanic	Total Points	Maximum Points
Number of Tests	152	37	154		
# Phase-in Satisfactory Standard	90	21	102		
# Advanced Standard	2	0	2		
% Phase-in Satisfactory Standard	59	57	66		
% Advanced Standard	1	0	1		
Mathematics Weighted Performance Rate	60	57	67	184	600

Writing Performance

STAAR Weighted Performance Rate	Econ Disadv	African American	Hispanic	Total Points	Maximum Points
Number of Tests					
# Phase-in Satisfactory Standard					
# Advanced Standard					
% Phase-in Satisfactory Standard					
% Advanced Standard					
Writing Weighted Performance Rate	0	0	0	0	0

Note: For 2014, Weighted Performance Rate is equal to the percent of tests that meet the Phase-in Satisfactory Standard or above plus the percent of tests that meet the Advanced Standard.

Blank cells above represent student group indicators that do not meet the minimum size criteria.

TEXAS EDUCATION AGENCY
2014 Index 3: Closing Performance Gaps Calculation Report
EL CAMPO H S (241903001) - EL CAMPO ISD

Science Performance

STAAR Weighted Performance Rate	Econ Disadv	African American	Hispanic	Total Points	Maximum Points
Number of Tests	128	31	138		
# Phase-in Satisfactory Standard	101	22	115		
# Advanced Standard	2	0	1		
% Phase-in Satisfactory Standard	79	71	83		
% Advanced Standard	2	0	1		
Science Weighted Performance Rate	81	71	84	236	600

Social Studies Performance

STAAR Weighted Performance Rate	Econ Disadv	African American	Hispanic	Total Points	Maximum Points
Number of Tests	282	65	305		
# Phase-in Satisfactory Standard	194	42	220		
# Advanced Standard	10	1	17		
% Phase-in Satisfactory Standard	69	65	72		
% Advanced Standard	4	2	6		
Social Studies Weighted Performance Rate	73	67	78	218	600

Note: For 2014, Weighted Performance Rate is equal to the percent of tests that meet the Phase-in Satisfactory Standard or above plus the percent of tests that meet the Advanced Standard.
Blank cells above represent student group indicators that do not meet the minimum size criteria.

TEXAS EDUCATION AGENCY
2014 Index 3: Closing Performance Gaps Data Table
EL CAMPO H S (241903001) - EL CAMPO ISD

	African American	Hispanic	White	American Indian	Asian	Pacific Islander	Two or More Races	
2013 STAAR Performance - Used for Determining Lowest Performing Race/Ethnicity Group(s)								
All Subjects								
Percent of Tests								
% Phase-in 1 Level II or Above	-	70%	89%	-	-	-	-	-
Number of Tests								
Total Tests	464	1,949	1,107	-	-	-	-	19
Reading								
Number of Tests								
Total Tests	**	424	233	-	-	-	-	*
Mathematics								
Number of Tests								
Total Tests	**	385	237	-	-	-	-	*
	African American	Hispanic	White	American Indian	Asian	Pacific Islander	Two or More Races	Econ Disadv
2014 STAAR Performance								
Reading								
Percent of Tests								
% Phase-in Satisfactory Standard	*	67%	84%	*	-	-	*	63%
% Advanced Standard	*	3%	15%	*	-	-	*	2%
Number of Tests								
# Phase-in Satisfactory Standard	*	232	137	*	-	-	*	211
# Advanced Standard	*	9	25	*	-	-	*	7
Total Tests	*	348	163	*	-	-	*	333
Mathematics								
Percent of Tests								
% Phase-in Satisfactory Standard	*	*	*	*	-	-	*	*
% Advanced Standard	*	*	*	*	-	-	*	*
Number of Tests								
# Phase-in Satisfactory Standard	*	*	*	*	-	-	*	*
# Advanced Standard	*	*	*	*	-	-	*	*
Total Tests	*	*	*	*	-	-	*	*

** Indicates results are masked due to small numbers to protect student confidentiality.

*** When only one ethnic/race group is masked, then the second smallest ethnic/race group is masked (regardless of size).

-' Indicates there are no students in the group.

TEXAS EDUCATION AGENCY
2014 Index 3: Closing Performance Gaps Data Table
EL CAMPO H S (241903001) - EL CAMPO ISD

	African American	Hispanic	White	American Indian	Asian	Pacific Islander	Two or More Races	Econ Disadv
2014 STAAR Performance								
Writing								
Percent of Tests								
% Phase-in Satisfactory Standard	-	-	-	-	-	-	-	-
% Advanced Standard	-	-	-	-	-	-	-	-
Number of Tests								
# Phase-in Satisfactory Standard	-	-	-	-	-	-	-	-
# Advanced Standard	-	-	-	-	-	-	-	-
Total Tests	-	-	-	-	-	-	-	-
Science								
Percent of Tests								
% Phase-in Satisfactory Standard	*	*	96%	-	-	-	-	*
% Advanced Standard	*	*	11%	-	-	-	-	*
Number of Tests								
# Phase-in Satisfactory Standard	*	*	71	-	-	-	-	*
# Advanced Standard	*	*	8	-	-	-	-	*
Total Tests	*	*	74	-	-	-	-	*
Social Studies								
Percent of Tests								
% Phase-in Satisfactory Standard	*	72%	91%	*	-	-	*	69%
% Advanced Standard	*	6%	21%	*	-	-	*	4%
Number of Tests								
# Phase-in Satisfactory Standard	*	220	150	*	-	-	*	194
# Advanced Standard	*	17	35	*	-	-	*	10
Total Tests	*	305	165	*	-	-	*	282

** Indicates results are masked due to small numbers to protect student confidentiality.

*** When only one ethnic/race group is masked, then the second smallest ethnic/race group is masked (regardless of size).

- Indicates there are no students in the group.

TEXAS EDUCATION AGENCY
2014 Index 4: Postsecondary Readiness Calculation Report
EL CAMPO H S (241903001) - EL CAMPO ISD

Overall Performance	Score	Weight	Total Points
STAAR Postsecondary Readiness	43.0	25%	10.8
Graduation Rate	99.0	25%	24.8
Graduation Plan	75.6	25%	18.9
Postsecondary Indicator	47.5	25%	11.9
Index 4 Score (Target=57)			66

Indicator	All Students	African American	Hispanic	White	American Indian	Asian	Pacific Islander	Two or More Races	Special Ed	ELL	Total Points	Max Points
STAAR Postsecondary Readiness Standard												
% Meeting Postsecondary Readiness Standard	45%	23%	37%	67%							172.0	400
STAAR Postsecondary Readiness Standard Score												43.0
Graduation Rate												
5-year Graduation Rate	98.7%		98.2%	100.0%							296.9	300
5-year Graduation Rate Score												99.0
Graduation Plan												
Longitudinal RHSP/DAP Rate	78.1%	61.3%	76.3%	86.7%							302.4	400
RHSP/DAP Score												75.6
Postsecondary Indicator												
College-Ready Graduates	50%	32%	29%	79%							190.0	400
Postsecondary Indicator Score												47.5

For more information on Index 4 calculations (annual dropout rate conversions or AEA bonus point calculations) see the 2014 Accountability Manual. Blank cells above represent student group indicators that do not meet the minimum size criteria.

TEXAS EDUCATION AGENCY
2014 Index 4: Postsecondary Readiness Data Table
EL CAMPO H S (241903001) - EL CAMPO ISD

	All Students	African American	Hispanic	White	American Indian	Asian	Pacific Islander	Two or More Races	Special Ed	ELL
2014 STAAR Postsecondary Readiness										
% Meeting Postsecondary Readiness Standard	45%	23%	37%	67%	*	-	-	40%	n/a	n/a
# Meeting Postsecondary Readiness Standard	312	18	142	150	*	-	-	**	n/a	n/a
Total Students Tested	691	80	382	223	*	-	-	**	n/a	n/a
4-Year Graduation Rate (Gr 9-12): Class of 2013										
% Graduated	95.3%	93.9%	93.9%	97.4%	*	*	-	-	92.9%	80.0%
# Graduated	201	31	93	75	*	*	-	-	13	4
Total in Class	211	33	99	77	*	*	-	-	14	5
5-Year Extended Graduation Rate (Gr 9-12): Class of 2012										
% Graduated	98.7%	95.5%	98.2%	100.0%	*	*	-	-	100.0%	*
# Graduated	228	21	112	93	*	*	-	-	23	*
Total in Class	231	22	114	93	*	*	-	-	23	*
Annual Dropout Rate (Gr 9-12): SY 2012-13										
% Dropped Out	1.4%	2.1%	1.6%	0.6%	*	*	-	0.0%	1.1%	9.5%
# Dropped Out	14	3	9	2	*	*	-	0	1	2
# of Students	1,020	142	551	320	*	*	-	5	87	21
Longitudinal RHSP/DAP Graduates: Class of 2013										
% RHSP/DAP Graduates	78.1%	61.3%	76.3%	86.7%	*	*	-	-	n/a	n/a
# RHSP/DAP Graduates	157	19	71	65	*	*	-	-	n/a	n/a
# of Graduates	201	31	93	75	*	*	-	-	n/a	n/a
Annual RHSP/DAP Graduates: SY 2012-13										
% RHSP/DAP Graduates	73.4%	59.4%	68.9%	84.4%	*	*	-	-	n/a	n/a
# RHSP/DAP Graduates	157	19	71	65	*	*	-	-	n/a	n/a
# of Graduates	214	32	103	77	*	*	-	-	n/a	n/a
College Ready Graduates: SY 2012-13										
% College-Ready Graduates	50%	32%	29%	79%	*	*	-	-	n/a	n/a
# College-Ready Graduates	89	8	24	55	*	*	-	-	n/a	n/a
# of Graduates	179	25	82	70	*	*	-	-	n/a	n/a

* Indicates results are masked due to small numbers to protect student confidentiality.

** When only one ethnic/race group is masked, then the second smallest ethnic/race group is masked (regardless of size).

.. Indicates there are no students in the group.

'n/a' Indicates the student group is not applicable to Index 4.

TEXAS EDUCATION AGENCY
2014 Distinction Designation Summary - Reading/ELA
EL CAMPO H S (241903001) - EL CAMPO ISD
 Campus Type: High School

Indicator	Indicator Score	Quartile
Attendance Rate	92.9%	Q4
Greater Than Expected Student Growth in English Language Arts (ELA)	17%	
Grade 3 Reading Performance (Level III)		
Grade 4 Writing Performance (Level III)		
Grade 7 Writing Performance (Level III)		
Grade 8 Reading Performance (Level III)		
AP/IB Examination Participation: ELA	0%	Q4
AP/IB Examination Performance: ELA		
SAT/ACT Participation	49%	Q3
SAT Performance: ELA	905	Q3
ACT Performance: ELA	18.5	Q4
Total Indicators for Reading/ELA		0 of 5

Distinction Campus Outcome: 0 of 5 eligible indicators in the Top Quartile (Q1)

0 of 5 = 0%

Distinction Target: High School = 33% or higher

NO DISTINCTION EARNED

Blank values for an Indicator Score occur if the indicator is not applicable to that campus or does not meet minimum size of 10 students. Blank values for a Quartile occur if there are less than 20 campuses in the campus comparison group for each qualifying indicator.

The Attendance Rate Indicator is not subject specific; therefore, it applies to Reading/ELA, Mathematics, Science, and Social Studies. Consequently, this indicator cannot be the sole measure used by a campus to attain a distinction.

TEXAS EDUCATION AGENCY
2014 Distinction Designation Summary - Mathematics
EL CAMPO H S (241903001) - EL CAMPO ISD
 Campus Type: High School

Indicator	Indicator Score	Quartile
Attendance Rate	92.9%	Q4
Greater Than Expected Student Growth in Mathematics	1%	Q4
Grade 5 Mathematics Performance (Level III)		
Algebra I by Grade 8 - Participation		
Algebra I by Grade 8 - Performance (Level III)		
AP/IB Examination Participation: Mathematics	2%	Q2
AP/IB Examination Performance: Mathematics		
SAT/ACT Participation	49%	Q3
SAT Performance: Mathematics	479	Q4
ACT Performance: Mathematics	19.6	Q4
Total Indicators for Mathematics		0 of 6

Evaluation of Campus Outcomes: 0 of 6 eligible indicators in Q1 (Top Quartile)

0 of 6 = 0%

Distinction Target: High School = 33% or higher

NO DISTINCTION EARNED

Blank values for an Indicator Score occur if the indicator is not applicable to that campus or does not meet minimum size of 10 students. Blank values for a Quartile occur if there are less than 20 campuses in the campus comparison group for each qualifying indicator.

The Attendance Rate Indicator is not subject specific; therefore, it applies to Reading/ELA, Mathematics, Science, and Social Studies. Consequently, this indicator cannot be the sole measure used by a campus to attain a distinction.

TEXAS EDUCATION AGENCY
2014 Distinction Designation Summary - Science
EL CAMPO H S (241903001) - EL CAMPO ISD
 Campus Type: High School

Indicator	Indicator Score	Quartile
Attendance Rate	92.9%	Q4
Grade 5 Science Performance (Level III)		
Grade 8 Science Performance (Level III)		
EOC Biology Performance (Level III)	4%	Q4
AP/IB Examination Participation: Science	1%	Q3
AP/IB Examination Performance: Science		
ACT Performance: Science	19.6	Q4
Total Indicators for Science		0 of 4

Evaluation of Campus Outcomes: 0 of 4 eligible indicators in Q1 (Top Quartile)

0 of 4 = 0%

Distinction Target: High School = 33% or higher

NO DISTINCTION EARNED

Blank values for an Indicator Score occur if the indicator is not applicable to that campus or does not meet minimum size of 10 students. Blank values for a Quartile occur if there are less than 20 campuses in the campus comparison group for each qualifying indicator.

The Attendance Rate Indicator is not subject specific; therefore, it applies to Reading/ELA, Mathematics, Science, and Social Studies. Consequently, this indicator cannot be the sole measure used by a campus to attain a distinction.

TEXAS EDUCATION AGENCY
2014 Distinction Designation Summary - Social Studies
EL CAMPO H S (241903001) - EL CAMPO ISD
 Campus Type: High School

Indicator	Indicator Score	Quartile
Attendance Rate	92.9%	Q4
Grade 8 Social Studies Performance (Level III)		
EOC U.S. History Performance (Level III)	10%	Q3
AP/IB Examination Participation: Social Studies	8%	Q2
AP/IB Examination Performance: Social Studies	32%	Q2
Total Indicators for Social Studies		0 of 4

Evaluation of Campus Outcomes: 0 of 4 eligible indicators in Q1 (Top Quartile)

0 of 4 = 0%

Distinction Target: High School = 33% or higher

NO DISTINCTION EARNED

Blank values for an Indicator Score occur if the indicator is not applicable to that campus or does not meet minimum size of 10 students. Blank values for a Quartile occur if there are less than 20 campuses in the campus comparison group for each qualifying indicator.

The Attendance Rate Indicator is not subject specific; therefore, it applies to Reading/ELA, Mathematics, Science, and Social Studies. Consequently, this indicator cannot be the sole measure used by a campus to attain a distinction.

TEXAS EDUCATION AGENCY
2014 Distinction Designation Summary - Top 25% in Student Progress
EL CAMPO H S (241903001) - EL CAMPO ISD
Campus Type: High School

This campus is not rated on Index 2 (Student Progress) or has no comparison group.

NOT ELIGIBLE

TEXAS EDUCATION AGENCY
2014 Distinction Designation Summary - Top 25% in Closing Performance Gaps
EL CAMPO H S (241903001) - EL CAMPO ISD
Campus Type: High School

Campus Name	District Name	Index 3 Score
1 THE SCIENCE ACADEMY OF SOUTH TEXAS (031916005)	SOUTH TEXAS ISD	57
2 HUDSON H S (003902001)	HUDSON ISD	50
3 BROWNSBORO H S (107902001)	BROWNSBORO ISD	47
4 CALHOUN H S (029901001)	CALHOUN COUNTY ISD	46
5 FLORESVILLE H S (247901001)	FLORESVILLE ISD	46
6 GIDDINGS H S (144901001)	GIDDINGS ISD	46
7 MARBLE FALLS H S (027904001)	MARBLE FALLS ISD	46
8 MEDINA VALLEY H S (163908001)	MEDINA VALLEY ISD	46
9 LAMPASAS H S (141901001)	LAMPASAS ISD	45
10 MABANK H S (129905001)	MABANK ISD	45
11 GILMER H S (230902002)	GILMER ISD	44
12 ROCKPORT-FULTON H S (004901001)	ARANSAS COUNTY ISD	44
13 DENISON H S (091903001)	DENISON ISD	43
14 FORT STOCKTON H S (186902001)	FORT STOCKTON ISD	43
15 GRAHAM H S (252901001)	GRAHAM ISD	43
16 PINE TREE H S (092904001)	PINE TREE ISD	43
17 PRINCETON H S (043911001)	PRINCETON ISD	43
18 RUSK H S (037907002)	RUSK ISD	43
19 BASTROP H S (011901001)	BASTROP ISD	42
20 GREENVILLE H S (116905002)	GREENVILLE ISD	42
21 KILGORE H S (092902002)	KILGORE ISD	42
22 SPLENDORA H S (170907001)	SPLENDORA ISD	42
23 SULPHUR SPRINGS H S (112901002)	SULPHUR SPRINGS ISD	42
24 HENDERSON H S (201902001)	HENDERSON ISD	41
25 STAFFORD H S (079910001)	STAFFORD MSD	41
26 CARTHAGE H S (183902001)	CARTHAGE ISD	40
27 KAUFMAN H S (129903001)	KAUFMAN ISD	40
28 LEVELLAND H S (110902001)	LEVELLAND ISD	40
29 LIVINGSTON H S (187907002)	LIVINGSTON ISD	40
30 SEALY H S (008902001)	SEALY ISD	40
31 SPRINGTOWN H S (184902001)	SPRINGTOWN ISD	40
32 TAYLOR H S (246911001)	TAYLOR ISD	40
33 GONZALES H S (089901001)	GONZALES ISD	39
34 COLUMBIA H S (020907001)	COLUMBIA-BRAZORIA ISD	38
35 MINERAL WELLS H S (182903001)	MINERAL WELLS ISD	38
36 ALVARADO H S (126901001)	ALVARADO ISD	37
37 BIG SPRING H S (114901001)	BIG SPRING ISD	35
EL CAMPO H S (241903001)	EL CAMPO ISD	35
38 LOCKHART H S (028902001)	LOCKHART ISD	35
39 BURNET H S (027903001)	BURNET CISD	34
40 PLEASANTON H S (007905001)	PLEASANTON ISD	34

Top 25% in Closing Performance Gaps Target = Index 3 Score of 45

NO DISTINCTION EARNED

TEXAS EDUCATION AGENCY
2014 Distinction Designation Summary - Postsecondary Readiness
EL CAMPO H S (241903001) - EL CAMPO ISD
 Campus Type: High School

Indicator	Indicator Score	Quartile
Index 4 - Percent at STAAR Postsecondary Readiness Standard	45%	Q3
Four-Year Longitudinal Graduation Rate	95%	Q2
Four-Year Longitudinal RHSP/DAP Rate	78%	Q4
College-Ready Graduates	50%	Q3
Advanced/Dual Enrollment Course Completion Rate	19.3%	Q4
SAT/ACT Participation	49%	Q3
SAT/ACT Performance	17%	Q4
AP/IB Examination Performance: Any Subject	33%	Q3
Total Indicators for Postsecondary Readiness		0 of 8

Evaluation of Campus Outcomes: 0 of 8 eligible indicators in Q1 (Top Quartile)

0 of 8 = 0%

Distinction Target: High School = 33% or higher

NO DISTINCTION EARNED

Blank values for an Indicator Score occur if the indicator is not applicable to that campus or does not meet minimum size of 10 students. Blank values for a Quartile occur if there are less than 20 campuses in the campus comparison group for each qualifying indicator.

The Attendance Rate Indicator is not subject specific; therefore, it applies to Reading/ELA, Mathematics, Science, and Social Studies. Consequently, this indicator cannot be the sole measure used by a campus to attain a distinction.

TEXAS EDUCATION AGENCY
2014 Distinction Designation Summary
EL CAMPO H S (241903001) - EL CAMPO ISD
Campus Type: High School

Indicator	Indicator Score Numerator	Indicator Score Denominator	Score	Quartile 1 Minimum Score	Quartile
Attendance Rate	156,769.0	168,758.0	92.9	95.3	Q4
Greater Than Expected Student Growth in English Language Arts (ELA)	2	12	17	17	
Greater Than Expected Student Growth in Mathematics	2	175	1	7	Q4
Grade 3 Reading Performance (Level III)					
Grade 4 Writing Performance (Level III)					
Grade 5 Mathematics Performance (Level III)					
Grade 5 Science Performance (Level III)					
Grade 7 Writing Performance (Level III)					
Grade 8 Reading Performance (Level III)					
Grade 8 Science Performance (Level III)					
Grade 8 Social Studies Performance (Level III)					
Algebra I by Grade 8 - Participation					
Algebra I by Grade 8 - Performance (Level III)					
EOC Biology Performance (Level III)	9	243	4	14	Q4
EOC U.S. History Performance (Level III)	53	540	10	18	Q3
AP/IB Examination Participation: ELA	1	417	0	11	Q4
AP/IB Examination Participation: Mathematics	8	417	2	4	Q2
AP/IB Examination Participation: Science	4	417	1	4	Q3
AP/IB Examination Participation: Social Studies	34	417	8	9	Q2
AP/IB Examination Performance: ELA					
AP/IB Examination Performance: Mathematics					
AP/IB Examination Performance: Science					
AP/IB Examination Performance: Social Studies	11	34	32	40	Q2
AP/IB Examination Performance: Any Subject	14	42	33	49	Q3
SAT/ACT Participation	104	214	49	58	Q3
SAT/ACT Performance	18	104	17	26	Q4
SAT Performance: ELA	n/a	94	905	961	Q3
SAT Performance: Mathematics	n/a	94	479	511	Q4
ACT Performance: ELA	n/a	31	18.5	20.6	Q4
ACT Performance: Mathematics	n/a	31	19.6	21.3	Q4
ACT Performance: Science	n/a	31	19.6	21.3	Q4
Index 4 - Percent at STAAR Postsecondary Readiness Standard	312	691	45	53	Q3
Four-Year Longitudinal Graduation Rate	201	211	95.3	96.9	Q2
Four-Year Longitudinal RHSP/DAP Rate	157	201	78.1	88.5	Q4
College-Ready Graduates	89	179	50	61	Q3
Advanced/Dual Enrollment Course Completion Rate	187	968	19.3	29.1	Q4

Blank values for an Indicator Score occur if the indicator is not applicable to that campus or does not meet minimum size of 10 students. Blank values for a Quartile occur if there are less than 20 campuses in the campus comparison group for each qualifying indicator.

'n/a' Indicates data reporting is not applicable for this indicator.

TEXAS EDUCATION AGENCY
2014 System Safeguards - Status Report
 EL CAMPO H S (241903001) - EL CAMPO ISD

	All Students	African American	Hispanic	White	American Indian	Asian	Pacific Islander	Two or More Races	Econ Disadv	Special Ed	Current & Monitored ELL	ELL	Total Met	Total Eligible	Percent of Eligible Measures Met
Performance Status - State															
State Target	55%	55%	55%	55%	55%	55%	55%	55%	55%	55%	55%				
Reading	Y	Y	Y	Y					Y	N	N		5	7	71
Mathematics	Y	Y	Y	Y					Y				5	5	100
Writing													0	0	
Science	Y	Y	Y	Y					Y				5	5	100
Social Studies	Y	Y	Y	Y					Y	N			5	6	83
Total													20	23	87

Performance Status - Federal															
Federal Target	79%	79%	79%	79%					79%	79%	79%				
Reading	N	N	N	Y	n/a	n/a	n/a	n/a	N			n/a			
Mathematics	N	N	N	N	n/a	n/a	n/a	n/a	N			n/a			

Participation Status															
Target	95%	95%	95%	95%	95%	95%	95%	95%	95%	95%		95%			
Reading	Y	Y	Y	Y					Y	Y		Y	7	7	100
Mathematics	Y	Y	Y	Y					Y				5	5	100
Total													12	12	100

Federal Graduation Status (Target: See Reason Codes)															
Graduation Target Met	Y	Y	Y	Y					Y				5	5	100
Reason Code **	a	a	a	a					a						
Total													5	5	100

District: Met Federal Limits on Alternative Assessments

Reading															
Overall	3%														
Modified	2%														
Alternate	1%														
Mathematics															
Overall	3%														
Modified	2%														
Alternate	1%														
Total													n/a	n/a	n/a
Overall Total													37	40	93

**** Federal Graduation Rate Reason Codes:**

a = Graduation Rate Goal of 90%

b = Four-year Graduation Rate Target of 80%

c = Safe Harbor Target of a 10% decrease in difference from the prior year rate and the Goal

d = Five-year Graduation Rate Target of 85%

Blank cells above represent student group indicators that do not meet the minimum size criteria. n/a indicates data are not applicable to this report.

TEXAS EDUCATION AGENCY
2014 System Safeguards - Performance and Participation Data Table
EL CAMPO H S (241903001) - EL CAMPO ISD

	All Students	African American	Hispanic	White	American Indian	Asian	Pacific Islander	Two or More Races	Econ Disadv	Special Ed	Current & Monitored ELL	ELL
Performance Rates												
Reading												
# at Phase-in Satisfactory Standard	424	52	232	137	*	-	-	*	211	19	6	n/a
Total Tests	597	82	349	163	*	-	-	*	334	48	33	*
% at Phase-in Satisfactory Standard	71%	63%	66%	84%	*	-	-	*	63%	40%	18%	n/a
Mathematics												
# at Phase-in Satisfactory Standard	177	21	104	50	*	-	-	*	93	6	9	n/a
Total Tests	262	37	156	66	*	-	-	*	155	18	17	13
% at Phase-in Satisfactory Standard	68%	57%	67%	76%	*	-	-	*	60%	33%	53%	n/a
Writing												
# at Phase-in Satisfactory Standard	-	-	-	-	-	-	-	-	-	-	-	n/a
Total Tests	-	-	-	-	-	-	-	-	-	-	-	-
% at Phase-in Satisfactory Standard	-	-	-	-	-	-	-	-	-	-	-	n/a
Science												
# at Phase-in Satisfactory Standard	208	22	115	71	-	-	-	-	101	5	9	n/a
Total Tests	244	31	139	74	-	-	-	-	129	15	14	10
% at Phase-in Satisfactory Standard	85%	71%	83%	96%	-	-	-	-	78%	33%	64%	n/a
Social Studies												
# at Phase-in Satisfactory Standard	418	42	222	150	*	-	-	*	196	14	9	n/a
Total Tests	544	65	308	166	*	-	-	*	286	30	27	22
% at Phase-in Satisfactory Standard	77%	65%	72%	90%	*	-	-	*	69%	47%	33%	n/a
Participation Rates												
Reading: 2013-2014 Assessments												
Number Participating	619	86	365	165	*	-	-	*	349	50	n/a	36
Total Students	637	91	377	166	*	-	-	*	363	50	n/a	38
Participation Rate	97%	95%	97%	99%	*	-	-	*	96%	100%	n/a	95%
Mathematics: 2013-2014 Assessments												
Number Participating	279	40	168	68	*	-	-	*	167	20	n/a	18
Total Students	287	41	174	69	*	-	-	*	173	20	n/a	18
Participation Rate	97%	98%	97%	99%	*	-	-	*	97%	100%	n/a	100%

* Indicates results are masked due to small numbers to protect student confidentiality.

** When only one ethnic/race group is masked, then the second smallest ethnic/race group is masked (regardless of size).

- Indicates there are no students in the group.

n/a indicates data are not applicable to this report.

TEXAS EDUCATION AGENCY
2014 System Safeguards - Graduation and Federal Limits Data Table
EL CAMPO H S (241903001) - EL CAMPO ISD

	All Students	African American	Hispanic	White	American Indian	Asian	Pacific Islander	Two or More Races	Econ Disadv	Special Ed	ELL (Ever HS)	ELL (Current)
Federal Graduation Rates												
4-year Graduation Rate (Gr 9-12): Class of 2013												
Number Graduated	202	31	94	75	*	*	-	-	94	13	4	n/a
Total in Class	213	33	101	77	*	*	-	-	98	14	6	*
Graduation Rate	94.8%	93.9%	93.1%	97.4%	*	*	-	-	95.9%	92.9%	66.7%	n/a
4-year Longitudinal Cohort Graduation Rate (Gr 9-12): Class of 2012												
Number Graduated	223	21	109	91	*	*	-	-	96	22	3	n/a
Total in Class	242	25	121	94	*	*	-	-	107	25	5	*
Graduation Rate	92.1%	84.0%	90.1%	96.8%	*	*	-	-	89.7%	88.0%	60.0%	n/a
5-year Extended Graduation Rate (Gr 9-12): Class of 2012												
Number Graduated	234	23	115	94	*	*	-	-	100	23	*	n/a
Total in Class	237	24	117	94	*	*	-	-	103	23	*	*
Graduation Rate	98.7%	95.8%	98.3%	100.0%	*	*	-	-	97.1%	100.0%	*	n/a
District: Met Federal Limits on Alternative Assessments												
Reading												
Alternate 1%												
Number Proficient	n/a											
Total Federal Cap Limit	n/a											
Modified 2%												
Number Proficient	n/a											
Total Federal Cap Limit	n/a											
Mathematics												
Alternate 1%												
Number Proficient	n/a											
Total Federal Cap Limit	n/a											
Modified 2%												
Number Proficient	n/a											
Total Federal Cap Limit	n/a											

* Indicates results are masked due to small numbers to protect student confidentiality.

** When only one ethnic/race group is masked, then the second smallest ethnic/race group is masked (regardless of size).

- Indicates there are no students in the group.

n/a indicates data are not applicable to this report.

TEXAS EDUCATION AGENCY
2014 Accountability Summary
 EL CAMPO MIDDLE (241903041) - EL CAMPO ISD

Accountability Rating

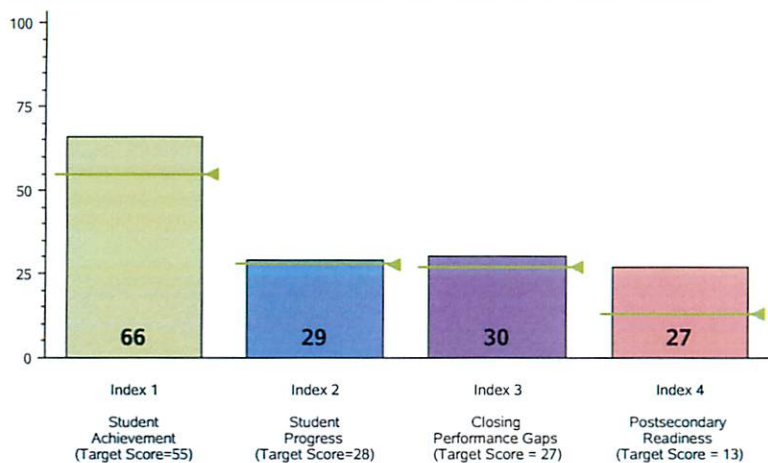
Met Standard

Met Standards on	Did Not Meet Standards on
- Student Achievement	- NONE
- Student Progress	
- Closing Performance Gaps	
- Postsecondary Readiness	

Distinction Designation

Academic Achievement in Reading/ELA	NO DISTINCTION EARNED
Academic Achievement in Mathematics	NO DISTINCTION EARNED
Academic Achievement in Science	NO DISTINCTION EARNED
Academic Achievement in Social Studies	NO DISTINCTION EARNED
Top 25 Percent Student Progress	NO DISTINCTION EARNED
Top 25 Percent Closing Performance Gaps	NO DISTINCTION EARNED
Postsecondary Readiness	NO DISTINCTION EARNED

Performance Index Report



Campus Demographics

Campus Type	Middle School
Campus Size	794 Students
Grade Span	06 - 08
Percent Economically Disadvantaged	65.1%
Percent English Language Learners	7.4%
Mobility Rate	8.7%

Performance Index Summary

Index	Points Earned	Maximum Points	Index Score
1 - Student Achievement	1,498	2,267	66
2 - Student Progress	702	2,400	29
3 - Closing Performance Gaps	890	3,000	30
4 - Postsecondary Readiness			
STAAR Score	26.8		
Graduation Rate Score	N/A		
Graduation Plan Score	N/A		
Postsecondary Indicator Score	N/A		27

System Safeguards

Number and Percent of Indicators Met	
Performance Rates	21 out of 30 = 70%
Participation Rates	14 out of 14 = 100%
Graduation Rates	N/A
Total	35 out of 44 = 80%

For further information about this report, please see the Performance Reporting Division web site at <http://ritter.tea.state.tx.us/perfreport/account/2014/index.html>

TEXAS EDUCATION AGENCY
2014 Index 1: Student Achievement Calculation Report
EL CAMPO MIDDLE (241903041) - EL CAMPO ISD

	Reading		Mathematics		Writing		Science		Social Studies		Total	% Phase-in Satisfactory Standard	Index Points
# at Phase-in Satisfactory Standard	528	+	489	+	173	+	153	+	155	=	1,498		
Total Tests	764	+	768	+	259	+	238	+	238	=	2,267	66	66
Index 1 Score (Target=55)												66	

TEXAS EDUCATION AGENCY
2014 Index 1: Student Achievement Data Table
EL CAMPO MIDDLE (241903041) - EL CAMPO ISD

	All Students	African American	Hispanic	White	American Indian	Asian	Pacific Islander	Two or More Races	Special Ed	Econ Disadv	ELL
2014 STAAR Performance											
All Subjects											
Percent of Tests											
% at Phase-in Satisfactory Standard	66%	48%	62%	83%	-	*	-	68%	52%	59%	25%
Number of Tests											
# at Phase-in Satisfactory Standard	1,498	142	812	529	-	*	-	**	98	862	38
Total Tests	2,267	293	1,314	639	-	*	-	**	188	1,453	151
Reading											
Percent of Tests											
% at Phase-in Satisfactory Standard	69%	52%	65%	85%	-	*	-	83%	55%	62%	22%
Number of Tests											
# at Phase-in Satisfactory Standard	528	51	295	176	-	*	-	**	35	309	12
Total Tests	764	99	452	206	-	*	-	**	64	496	55
Mathematics											
Percent of Tests											
% at Phase-in Satisfactory Standard	64%	49%	59%	82%	-	*	-	*	53%	57%	27%
Number of Tests											
# at Phase-in Satisfactory Standard	489	49	267	169	-	*	-	*	35	286	15
Total Tests	768	100	454	207	-	*	-	*	66	499	55
Writing											
Percent of Tests											
% at Phase-in Satisfactory Standard	67%	48%	64%	83%	-	-	-	*	50%	63%	40%
Number of Tests											
# at Phase-in Satisfactory Standard	173	**	91	60	-	-	-	*	14	105	6
Total Tests	259	**	142	72	-	-	-	*	28	166	15
Science											
Percent of Tests											
% at Phase-in Satisfactory Standard	64%	44%	59%	81%	-	-	-	*	47%	55%	*
Number of Tests											
# at Phase-in Satisfactory Standard	153	**	78	62	-	-	-	*	7	80	*
Total Tests	238	**	133	77	-	-	-	*	15	146	*
Social Studies											
Percent of Tests											
% at Phase-in Satisfactory Standard	65%	40%	61%	81%	-	-	-	*	47%	56%	*
Number of Tests											
# at Phase-in Satisfactory Standard	155	**	81	62	-	-	-	*	7	82	*
Total Tests	238	**	133	77	-	-	-	*	15	146	*

** Indicates results are masked due to small numbers to protect student confidentiality.

*** When only one ethnic/race group is masked, then the second smallest ethnic/race group is masked (regardless of size).

⌋ Indicates there are no students in the group.

TEXAS EDUCATION AGENCY
2014 Index 2: Student Progress Calculation Report
EL CAMPO MIDDLE (241903041) - EL CAMPO ISD

Overall Progress

STAAR Weighted Progress Rate	All Students	African American	Hispanic	White	American Indian	Asian	Pacific Islander	Two or More Races	Special Ed	ELL	Total Points	Maximum Points
Reading	66	64	62	77					62	53	384	1200
Mathematics	58	53	51	75					48	33	318	1200
Total											702	2400
Index 2 Score (Target = 28)												29

Blank cells above represent student group indicators that do not meet the minimum size criteria.

TEXAS EDUCATION AGENCY
2014 Index 2: Student Progress Calculation Report
EL CAMPO MIDDLE (241903041) - EL CAMPO ISD

Reading Progress

STAAR Weighted Progress Rate	All Students	African American	Hispanic	White	American Indian	Asian	Pacific Islander	Two or More Races	Special Ed	ELL	Total Points	Maximum Points
Number of Tests	740	96	442	195					58	51		
# Met or Exceeded Progress	393	51	220	117					30	20		
# Exceeded Progress	97	11	51	34					6	7		
% Met or Exceeded Progress	53	53	50	60					52	39		
% Exceeded Progress	13	11	12	17					10	14		
Reading Weighted Progress Rate	66	64	62	77					62	53	384	1200

Mathematics Progress

STAAR Weighted Progress Rate	All Students	African American	Hispanic	White	American Indian	Asian	Pacific Islander	Two or More Races	Special Ed	ELL	Total Points	Maximum Points
Number of Tests	744	97	444	196					60	52		
# Met or Exceeded Progress	387	49	209	124					27	17		
# Exceeded Progress	43	2	17	23					2	0		
% Met or Exceeded Progress	52	51	47	63					45	33		
% Exceeded Progress	6	2	4	12					3	0		
Mathematics Weighted Progress Rate	58	53	51	75					48	33	318	1200

Blank cells above represent student group indicators that do not meet the minimum size criteria.

TEXAS EDUCATION AGENCY
2014 Index 2: Student Progress Data Table
EL CAMPO MIDDLE (241903041) - EL CAMPO ISD

	All Students	African American	Hispanic	White	American Indian	Asian	Pacific Islander	Two or More Races	Special Ed	ELL
Reading										
Number of Tests	740	96	442	195	-	*	-	*	58	51
# Met or Exceeded Progress	393	51	220	117	-	*	-	*	30	20
# Exceeded Progress	97	11	51	34	-	*	-	*	6	7
% Met or Exceeded Progress	53%	53%	50%	60%	-	*	-	*	52%	39%
% Exceeded Progress	13%	11%	12%	17%	-	*	-	*	10%	14%
Mathematics										
Number of Tests	744	*	444	196	-	*	-	*	*	*
# Met or Exceeded Progress	387	*	209	124	-	*	-	*	*	*
# Exceeded Progress	43	*	17	23	-	*	-	*	*	*
% Met or Exceeded Progress	52%	*	47%	63%	-	*	-	*	*	*
% Exceeded Progress	6%	*	4%	12%	-	*	-	*	*	*

* Indicates results are masked due to small numbers to protect student confidentiality.

** When only one ethnic/race group is masked, then the second smallest ethnic/race group is masked (regardless of size).

-' Indicates there are no students in the group.

TEXAS EDUCATION AGENCY
2014 Index 3: Closing Performance Gaps Calculation Report
EL CAMPO MIDDLE (241903041) - EL CAMPO ISD

Overall Performance

STAAR Weighted Performance Rate	Econ Disadv	African American	Hispanic	Total Points	Maximum Points
Reading	67	54	72	193	600
Mathematics	60	50	62	172	600
Writing	65	53	66	184	600
Science	57	44	64	165	600
Social Studies	62	48	66	176	600
Total				890	3000
Index 3 Score (Target = 27)					30

Note: For 2014, Weighted Performance Rate is equal to the percent of tests that meet the Phase-in Satisfactory Standard or above plus the percent of tests that meet the Advanced Standard.

TEXAS EDUCATION AGENCY
2014 Index 3: Closing Performance Gaps Calculation Report
EL CAMPO MIDDLE (241903041) - EL CAMPO ISD

Reading Performance

STAAR Weighted Performance Rate	Econ Disadv	African American	Hispanic	Total Points	Maximum Points
Number of Tests	496	99	452		
# Phase-in Satisfactory Standard	309	51	295		
# Advanced Standard	25	2	33		
% Phase-in Satisfactory Standard	62	52	65		
% Advanced Standard	5	2	7		
Reading Weighted Performance Rate	67	54	72		

Mathematics Performance

STAAR Weighted Performance Rate	Econ Disadv	African American	Hispanic	Total Points	Maximum Points
Number of Tests	496	100	452		
# Phase-in Satisfactory Standard	286	49	267		
# Advanced Standard	12	1	15		
% Phase-in Satisfactory Standard	58	49	59		
% Advanced Standard	2	1	3		
Mathematics Weighted Performance Rate	60	50	62		

Writing Performance

STAAR Weighted Performance Rate	Econ Disadv	African American	Hispanic	Total Points	Maximum Points
Number of Tests	166	44	142		
# Phase-in Satisfactory Standard	105	21	91		
# Advanced Standard	4	2	3		
% Phase-in Satisfactory Standard	63	48	64		
% Advanced Standard	2	5	2		
Writing Weighted Performance Rate	65	53	66		

Note: For 2014, Weighted Performance Rate is equal to the percent of tests that meet the Phase-in Satisfactory Standard or above plus the percent of tests that meet the Advanced Standard.
Blank cells above represent student group indicators that do not meet the minimum size criteria.

TEXAS EDUCATION AGENCY
2014 Index 3: Closing Performance Gaps Calculation Report
EL CAMPO MIDDLE (241903041) - EL CAMPO ISD

Science Performance

STAAR Weighted Performance Rate	Econ Disadv	African American	Hispanic	Total Points	Maximum Points
Number of Tests	145	25	133		
# Phase-in Satisfactory Standard	80	11	78		
# Advanced Standard	3	0	7		
% Phase-in Satisfactory Standard	55	44	59		
% Advanced Standard	2	0	5		
Science Weighted Performance Rate	57	44	64	165	600

Social Studies Performance

STAAR Weighted Performance Rate	Econ Disadv	African American	Hispanic	Total Points	Maximum Points
Number of Tests	145	25	133		
# Phase-in Satisfactory Standard	82	10	81		
# Advanced Standard	7	2	7		
% Phase-in Satisfactory Standard	57	40	61		
% Advanced Standard	5	8	5		
Social Studies Weighted Performance Rate	62	48	66	176	600

Note: For 2014, Weighted Performance Rate is equal to the percent of tests that meet the Phase-in Satisfactory Standard or above plus the percent of tests that meet the Advanced Standard.
Blank cells above represent student group indicators that do not meet the minimum size criteria.

TEXAS EDUCATION AGENCY
2014 Index 3: Closing Performance Gaps Data Table
EL CAMPO MIDDLE (241903041) - EL CAMPO ISD

	African American	Hispanic	White	American Indian	Asian	Pacific Islander	Two or More Races	
2013 STAAR Performance - Used for Determining Lowest Performing Race/Ethnicity Group(s)								
All Subjects								
Percent of Tests								
% Phase-in 1 Level II or Above	-	66%	83%	-	-	-	-	-
Number of Tests								
Total Tests	328	1,240	615	-	-	-	-	23
Reading								
Number of Tests								
Total Tests	112	417	205	-	-	-	-	7
Mathematics								
Number of Tests								
Total Tests	**	418	204	-	-	-	-	*
2014 STAAR Performance								
	African American	Hispanic	White	American Indian	Asian	Pacific Islander	Two or More Races	Econ Disadv
Reading								
Percent of Tests								
% Phase-in Satisfactory Standard	*	65%	85%	-	*	-	*	62%
% Advanced Standard	*	7%	24%	-	*	-	*	5%
Number of Tests								
# Phase-in Satisfactory Standard	*	295	176	-	*	-	*	309
# Advanced Standard	*	33	50	-	*	-	*	25
Total Tests	*	452	206	-	*	-	*	496
Mathematics								
Percent of Tests								
% Phase-in Satisfactory Standard	*	59%	82%	-	*	-	*	58%
% Advanced Standard	*	3%	17%	-	*	-	*	2%
Number of Tests								
# Phase-in Satisfactory Standard	*	267	169	-	*	-	*	286
# Advanced Standard	*	15	36	-	*	-	*	12
Total Tests	*	452	206	-	*	-	*	496

* Indicates results are masked due to small numbers to protect student confidentiality.

** When only one ethnic/race group is masked, then the second smallest ethnic/race group is masked (regardless of size).

-' Indicates there are no students in the group.

TEXAS EDUCATION AGENCY
2014 Index 3: Closing Performance Gaps Data Table
EL CAMPO MIDDLE (241903041) - EL CAMPO ISD

	African American	Hispanic	White	American Indian	Asian	Pacific Islander	Two or More Races	Econ Disadv
2014 STAAR Performance								
Writing								
Percent of Tests								
% Phase-in Satisfactory Standard	*	*	83%	-	-	-	*	*
% Advanced Standard	*	*	19%	-	-	-	*	*
Number of Tests								
# Phase-in Satisfactory Standard	*	*	60	-	-	-	*	*
# Advanced Standard	*	*	14	-	-	-	*	*
Total Tests	*	*	72	-	-	-	*	*
Science								
Percent of Tests								
% Phase-in Satisfactory Standard	*	59%	82%	-	-	-	*	*
% Advanced Standard	*	5%	18%	-	-	-	*	*
Number of Tests								
# Phase-in Satisfactory Standard	*	78	62	-	-	-	*	*
# Advanced Standard	*	7	14	-	-	-	*	*
Total Tests	*	133	76	-	-	-	*	*
Social Studies								
Percent of Tests								
% Phase-in Satisfactory Standard	*	61%	82%	-	-	-	*	57%
% Advanced Standard	*	5%	20%	-	-	-	*	5%
Number of Tests								
# Phase-in Satisfactory Standard	*	81	62	-	-	-	*	82
# Advanced Standard	*	7	15	-	-	-	*	7
Total Tests	*	133	76	-	-	-	*	145

*' Indicates results are masked due to small numbers to protect student confidentiality.

***' When only one ethnic/race group is masked, then the second smallest ethnic/race group is masked (regardless of size).

'-' Indicates there are no students in the group.

TEXAS EDUCATION AGENCY
2014 Index 4: Postsecondary Readiness Calculation Report
EL CAMPO MIDDLE (241903041) - EL CAMPO ISD

Overall Performance	Score	Weight	Total Points
STAAR Postsecondary Readiness	26.8	100%	26.8
Index 4 Score (Target=13)			27

Indicator	All Students	African American	Hispanic	White	American Indian	Asian	Pacific Islander	Two or More Races	Special Ed	ELL	Total Points	Max Points
STAAR Postsecondary Readiness Standard												
% Meeting Postsecondary Readiness Standard	27%	10%	19%	51%							107.0	400
STAAR Postsecondary Readiness Standard Score												26.8

For more information on Index 4 calculations (annual dropout rate conversions or AEA bonus point calculations) see the 2014 Accountability Manual. Blank cells above represent student group indicators that do not meet the minimum size criteria.

TEXAS EDUCATION AGENCY
2014 Index 4: Postsecondary Readiness Data Table
EL CAMPO MIDDLE (241903041) - EL CAMPO ISD

	All Students	African American	Hispanic	White	American Indian	Asian	Pacific Islander	Two or More Races	Special Ed	ELL
2014 STAAR Postsecondary Readiness										
% Meeting Postsecondary Readiness Standard	27%	10%	19%	51%	-	*	-	50%	n/a	n/a
# Meeting Postsecondary Readiness Standard	205	10	86	105	-	*	-	**	n/a	n/a
Total Students Tested	758	100	447	204	-	*	-	**	n/a	n/a
4-Year Graduation Rate (Gr 9-12): Class of 2013										
% Graduated	-	-	-	-	-	-	-	-	-	-
# Graduated	-	-	-	-	-	-	-	-	-	-
Total in Class	-	-	-	-	-	-	-	-	-	-
5-Year Extended Graduation Rate (Gr 9-12): Class of 2012										
% Graduated	-	-	-	-	-	-	-	-	-	-
# Graduated	-	-	-	-	-	-	-	-	-	-
Total in Class	-	-	-	-	-	-	-	-	-	-
Annual Dropout Rate (Gr 9-12): SY 2012-13										
% Dropped Out	-	-	-	-	-	-	-	-	-	-
# Dropped Out	-	-	-	-	-	-	-	-	-	-
# of Students	-	-	-	-	-	-	-	-	-	-
Longitudinal RHSP/DAP Graduates: Class of 2013										
% RHSP/DAP Graduates	-	-	-	-	-	-	-	-	n/a	n/a
# RHSP/DAP Graduates	-	-	-	-	-	-	-	-	n/a	n/a
# of Graduates	-	-	-	-	-	-	-	-	n/a	n/a
Annual RHSP/DAP Graduates: SY 2012-13										
% RHSP/DAP Graduates	-	-	-	-	-	-	-	-	n/a	n/a
# RHSP/DAP Graduates	-	-	-	-	-	-	-	-	n/a	n/a
# of Graduates	-	-	-	-	-	-	-	-	n/a	n/a
College Ready Graduates: SY 2012-13										
% College-Ready Graduates	-	-	-	-	-	-	-	-	n/a	n/a
# College-Ready Graduates	-	-	-	-	-	-	-	-	n/a	n/a
# of Graduates	-	-	-	-	-	-	-	-	n/a	n/a

* Indicates results are masked due to small numbers to protect student confidentiality.

** When only one ethnic/race group is masked, then the second smallest ethnic/race group is masked (regardless of size).

- Indicates there are no students in the group.

'n/a' Indicates the student group is not applicable to Index 4.

TEXAS EDUCATION AGENCY
2014 Distinction Designation Summary - Reading/ELA
EL CAMPO MIDDLE (241903041) - EL CAMPO ISD
 Campus Type: Middle School

Indicator	Indicator Score	Quartile
Attendance Rate	94.8%	Q4
Greater Than Expected Student Growth in English Language Arts (ELA)	13%	Q3
Grade 3 Reading Performance (Level III)		
Grade 4 Writing Performance (Level III)		
Grade 7 Writing Performance (Level III)	7%	Q1
Grade 8 Reading Performance (Level III)	14%	Q4
AP/IB Examination Participation: ELA		
AP/IB Examination Performance: ELA		
SAT/ACT Participation		
SAT Performance: ELA		
ACT Performance: ELA		
Total Indicators for Reading/ELA		1 of 4

Distinction Campus Outcome: 1 of 4 eligible indicators in the Top Quartile (Q1)

1 of 4 = 25%

Distinction Target: Middle School = 50% or higher

NO DISTINCTION EARNED

Blank values for an Indicator Score occur if the indicator is not applicable to that campus or does not meet minimum size of 10 students. Blank values for a Quartile occur if there are less than 20 campuses in the campus comparison group for each qualifying indicator.

The Attendance Rate Indicator is not subject specific; therefore, it applies to Reading/ELA, Mathematics, Science, and Social Studies. Consequently, this indicator cannot be the sole measure used by a campus to attain a distinction.

TEXAS EDUCATION AGENCY
2014 Distinction Designation Summary - Mathematics
EL CAMPO MIDDLE (241903041) - EL CAMPO ISD
 Campus Type: Middle School

Indicator	Indicator Score	Quartile
Attendance Rate	94.8%	Q4
Greater Than Expected Student Growth in Mathematics	6%	Q3
Grade 5 Mathematics Performance (Level III)		
Algebra I by Grade 8 - Participation	6%	Q4
Algebra I by Grade 8 - Performance (Level III)	48%	Q3
AP/IB Examination Participation: Mathematics		
AP/IB Examination Performance: Mathematics		
SAT/ACT Participation		
SAT Performance: Mathematics		
ACT Performance: Mathematics		
Total Indicators for Mathematics		0 of 4

Evaluation of Campus Outcomes: 0 of 4 eligible indicators in Q1 (Top Quartile)

0 of 4 = 0%

Distinction Target: Middle School = 50% or higher

NO DISTINCTION EARNED

Blank values for an Indicator Score occur if the indicator is not applicable to that campus or does not meet minimum size of 10 students. Blank values for a Quartile occur if there are less than 20 campuses in the campus comparison group for each qualifying indicator.

The Attendance Rate Indicator is not subject specific; therefore, it applies to Reading/ELA, Mathematics, Science, and Social Studies. Consequently, this indicator cannot be the sole measure used by a campus to attain a distinction.

TEXAS EDUCATION AGENCY
2014 Distinction Designation Summary - Science
EL CAMPO MIDDLE (241903041) - EL CAMPO ISD
 Campus Type: Middle School

Indicator	Indicator Score	Quartile
Attendance Rate	94.8%	Q4
Grade 5 Science Performance (Level III)		
Grade 8 Science Performance (Level III)	9%	Q4
EOC Biology Performance (Level III)		
AP/IB Examination Participation: Science		
AP/IB Examination Performance: Science		
ACT Performance: Science		
Total Indicators for Science		0 of 2

Evaluation of Campus Outcomes: 0 of 2 eligible indicators in Q1 (Top Quartile)

0 of 2 = 0%

Distinction Target: Middle School = 50% or higher

NO DISTINCTION EARNED

Blank values for an Indicator Score occur if the indicator is not applicable to that campus or does not meet minimum size of 10 students. Blank values for a Quartile occur if there are less than 20 campuses in the campus comparison group for each qualifying indicator.

The Attendance Rate Indicator is not subject specific; therefore, it applies to Reading/ELA, Mathematics, Science, and Social Studies. Consequently, this indicator cannot be the sole measure used by a campus to attain a distinction.

TEXAS EDUCATION AGENCY
2014 Distinction Designation Summary - Social Studies
EL CAMPO MIDDLE (241903041) - EL CAMPO ISD
 Campus Type: Middle School

Indicator	Indicator Score	Quartile
Attendance Rate	94.8%	Q4
Grade 8 Social Studies Performance (Level III)	10%	Q2
EOC U.S. History Performance (Level III)		
AP/IB Examination Participation: Social Studies		
AP/IB Examination Performance: Social Studies		
Total Indicators for Social Studies		0 of 2

Evaluation of Campus Outcomes: 0 of 2 eligible indicators in Q1 (Top Quartile)

0 of 2 = 0%

Distinction Target: Middle School = 50% or higher

NO DISTINCTION EARNED

Blank values for an Indicator Score occur if the indicator is not applicable to that campus or does not meet minimum size of 10 students. Blank values for a Quartile occur if there are less than 20 campuses in the campus comparison group for each qualifying indicator.

The Attendance Rate Indicator is not subject specific; therefore, it applies to Reading/ELA, Mathematics, Science, and Social Studies. Consequently, this indicator cannot be the sole measure used by a campus to attain a distinction.

TEXAS EDUCATION AGENCY
2014 Distinction Designation Summary - Top 25% in Student Progress
EL CAMPO MIDDLE (241903041) - EL CAMPO ISD
Campus Type: Middle School

Campus Name	District Name	Index 2 Score
1 BOWMAN MIDDLE (043910042)	PLANO ISD	48
2 SPEC RAFAEL HERNANDO MIDDLE (071909048)	SOCORRO ISD	43
3 MONTWOOD MIDDLE (071909045)	SOCORRO ISD	40
4 GREENVILLE MIDDLE (116905041)	GREENVILLE ISD	39
5 MOORE MST MAGNET SCHOOL (212905045)	TYLER ISD	39
6 EASTWOOD MIDDLE (071905043)	YSLETA ISD	38
7 FOSTER MIDDLE (092903042)	LONGVIEW ISD	38
8 WILLIAM D SLIDER MIDDLE (071909043)	SOCORRO ISD	38
9 MARBLE FALLS MIDDLE (027904041)	MARBLE FALLS ISD	37
10 ODOM MIDDLE (123910047)	BEAUMONT ISD	37
11 ARMANDO CHAPA MIDDLE (105906045)	HAYS CISD	36
12 LEVELLAND MIDDLE (110902041)	LEVELLAND ISD	36
13 STRIPLING MIDDLE (220905058)	FORT WORTH ISD	36
14 COVINGTON M S (227901057)	AUSTIN ISD	35
15 ELGIN MIDDLE (011902041)	ELGIN ISD	35
16 MANN MIDDLE (221901045)	ABILENE ISD	35
17 RESACA MIDDLE (031906105)	LOS FRESNOS CISD	35
18 SCHULTZ J H (237904043)	WALLER ISD	35
19 TAYLOR MIDDLE (246911041)	TAYLOR ISD	35
20 BAY CITY J H (158901041)	BAY CITY ISD	34
21 HENDERSON MIDDLE (201902041)	HENDERSON ISD	34
22 WATAUGA MIDDLE (220902045)	BIRDVILLE ISD	34
23 BERRY MIDDLE (057914047)	MESQUITE ISD	33
24 NORTH RICHLAND MIDDLE (220902042)	BIRDVILLE ISD	33
25 SUN RIDGE MIDDLE (071909047)	SOCORRO ISD	33
26 TRAVIS MIDDLE (029901043)	CALHOUN COUNTY ISD	33
27 CHAPEL HILL MIDDLE (212909042)	CHAPEL HILL ISD	32
28 KILGORE MIDDLE (092902042)	KILGORE ISD	32
29 LYNN LUCAS MIDDLE (170904042)	WILLIS ISD	32
30 MISSION J H (108908041)	MISSION CISD	32
31 MOISES VELA MIDDLE (031903045)	HARLINGEN CISD	32
32 SAM RAYBURN (021902046)	BRYAN ISD	32
33 T H MCDONALD J H (101914045)	KATY ISD	32
34 BURNET MIDDLE (027903041)	BURNET CISD	31
35 FAIRVIEW J H (020901046)	ALVIN ISD	30
36 JAMES TIPPIT MIDDLE (246904041)	GEORGETOWN ISD	30
37 SOUTH BELTON MIDDLE (014903044)	BELTON ISD	30
EL CAMPO MIDDLE (241903041)	EL CAMPO ISD	29
38 PFC ROBERT P HERNANDEZ MIDDLE (246909053)	ROUND ROCK ISD	29
39 G W HARBY J H (020901043)	ALVIN ISD	28
40 PAMPA J H (090904042)	PAMPA ISD	28

Top 25% in Student Progress Target = Index 2 Score of 37

NO DISTINCTION EARNED

Blank values for an Index 2 Score occur if the indicator is not applicable to that campus or does not meet minimum size of 10.

Where Index 2 scores are identical the campuses are listed alphabetically by campus name.

TEXAS EDUCATION AGENCY
2014 Distinction Designation Summary - Top 25% in Closing Performance Gaps
EL CAMPO MIDDLE (241903041) - EL CAMPO ISD
Campus Type: Middle School

Campus Name	District Name	Index 3 Score
1 SPEC RAFAEL HERNANDO MIDDLE (071909048)	SOCORRO ISD	51
2 BOWMAN MIDDLE (043910042)	PLANO ISD	47
3 EASTWOOD MIDDLE (071905043)	YSLETA ISD	47
4 RESACA MIDDLE (031906105)	LOS FRESNOS CISD	47
5 MONTWOOD MIDDLE (071909045)	SOCORRO ISD	46
6 SCHULTZ J H (237904043)	WALLER ISD	46
7 ODOM MIDDLE (123910047)	BEAUMONT ISD	45
8 WATAUGA MIDDLE (220902045)	BIRDVILLE ISD	44
9 MOORE MST MAGNET SCHOOL (212905045)	TYLER ISD	43
10 STRIPLING MIDDLE (220905058)	FORT WORTH ISD	43
11 T H MCDONALD J H (101914045)	KATY ISD	42
12 WILLIAM D SLIDER MIDDLE (071909043)	SOCORRO ISD	42
13 PFC ROBERT P HERNANDEZ MIDDLE (246909053)	ROUND ROCK ISD	40
14 BERRY MIDDLE (057914047)	MESQUITE ISD	38
15 FOSTER MIDDLE (092903042)	LONGVIEW ISD	38
16 HENDERSON MIDDLE (201902041)	HENDERSON ISD	38
17 MARBLE FALLS MIDDLE (027904041)	MARBLE FALLS ISD	38
18 ARMANDO CHAPA MIDDLE (105906045)	HAYS CISD	37
19 MANN MIDDLE (221901045)	ABILENE ISD	37
20 NORTH RICHLAND MIDDLE (220902042)	BIRDVILLE ISD	37
21 SUN RIDGE MIDDLE (071909047)	SOCORRO ISD	37
22 LEVELLAND MIDDLE (110902041)	LEVELLAND ISD	36
23 CHAPEL HILL MIDDLE (212909042)	CHAPEL HILL ISD	35
24 COVINGTON M S (227901057)	AUSTIN ISD	35
25 FAIRVIEW J H (020901046)	ALVIN ISD	35
26 MOISES VELA MIDDLE (031903045)	HARLINGEN CISD	35
27 TRAVIS MIDDLE (029901043)	CALHOUN COUNTY ISD	35
28 GREENVILLE MIDDLE (116905041)	GREENVILLE ISD	34
29 MISSION J H (108908041)	MISSION CISD	34
30 TAYLOR MIDDLE (246911041)	TAYLOR ISD	34
31 G W HARBY J H (020901043)	ALVIN ISD	33
32 SOUTH BELTON MIDDLE (014903044)	BELTON ISD	33
33 JAMES TIPPIT MIDDLE (246904041)	GEORGETOWN ISD	32
34 KILGORE MIDDLE (092902042)	KILGORE ISD	31
35 BURNET MIDDLE (027903041)	BURNET CISD	30
EL CAMPO MIDDLE (241903041)	EL CAMPO ISD	30
36 LYNN LUCAS MIDDLE (170904042)	WILLIS ISD	30
37 SAM RAYBURN (021902046)	BRYAN ISD	30
38 ELGIN MIDDLE (011902041)	ELGIN ISD	29
39 BAY CITY J H (158901041)	BAY CITY ISD	28
40 PAMPA J H (090904042)	PAMPA ISD	26

Top 25% in Closing Performance Gaps Target = Index 3 Score of 43

NO DISTINCTION EARNED

Blank values for an Index 3 Score occur if the indicator is not applicable to that campus or does not meet minimum size of 10.

Where Index 3 scores are identical the campuses are listed alphabetically by campus name.

TEXAS EDUCATION AGENCY
2014 Distinction Designation Summary - Postsecondary Readiness
EL CAMPO MIDDLE (241903041) - EL CAMPO ISD
 Campus Type: Middle School

Indicator	Indicator Score	Quartile
Index 4 - Percent at STAAR Postsecondary Readiness Standard	27%	Q3
Four-Year Longitudinal Graduation Rate		
Four-Year Longitudinal RHSP/DAP Rate		
College-Ready Graduates		
Advanced/Dual Enrollment Course Completion Rate		
SAT/ACT Participation		
SAT/ACT Performance		
AP/IB Examination Performance: Any Subject		
Total Indicators for Postsecondary Readiness		0 of 1

Evaluation of Campus Outcomes: 0 of 1 eligible indicators in Q1 (Top Quartile)

0 of 1 = 0%

Distinction Target: Middle School = 50% or higher

NO DISTINCTION EARNED

Blank values for an Indicator Score occur if the indicator is not applicable to that campus or does not meet minimum size of 10 students. Blank values for a Quartile occur if there are less than 20 campuses in the campus comparison group for each qualifying indicator.

The Attendance Rate Indicator is not subject specific; therefore, it applies to Reading/ELA, Mathematics, Science, and Social Studies. Consequently, this indicator cannot be the sole measure used by a campus to attain a distinction.

TEXAS EDUCATION AGENCY
2014 Distinction Designation Summary
EL CAMPO MIDDLE (241903041) - EL CAMPO ISD
Campus Type: Middle School

Indicator	Indicator Score Numerator	Indicator Score Denominator	Score	Quartile 1 Minimum Score	Quartile
Attendance Rate	129,525.0	136,648.0	94.8	96.6	Q4
Greater Than Expected Student Growth in English Language Arts (ELA)	97	740	13	16	Q3
Greater Than Expected Student Growth in Mathematics	43	744	6	9	Q3
Grade 3 Reading Performance (Level III)					
Grade 4 Writing Performance (Level III)					
Grade 5 Mathematics Performance (Level III)					
Grade 5 Science Performance (Level III)					
Grade 7 Writing Performance (Level III)	19	259	7	6	Q1
Grade 8 Reading Performance (Level III)	34	238	14	22	Q4
Grade 8 Science Performance (Level III)	21	237	9	21	Q4
Grade 8 Social Studies Performance (Level III)	24	237	10	16	Q2
Algebra I by Grade 8 - Participation	31	518	6	13	Q4
Algebra I by Grade 8 - Performance (Level III)	15	31	48	67	Q3
EOC Biology Performance (Level III)					
EOC U.S. History Performance (Level III)					
AP/IB Examination Participation: ELA					
AP/IB Examination Participation: Mathematics					
AP/IB Examination Participation: Science					
AP/IB Examination Participation: Social Studies					
AP/IB Examination Performance: ELA					
AP/IB Examination Performance: Mathematics					
AP/IB Examination Performance: Science					
AP/IB Examination Performance: Social Studies					
AP/IB Examination Performance: Any Subject					
SAT/ACT Participation					
SAT/ACT Performance					
SAT Performance: ELA					
SAT Performance: Mathematics					
ACT Performance: ELA					
ACT Performance: Mathematics					
ACT Performance: Science					
Index 4 - Percent at STAAR Postsecondary Readiness Standard	205	758	27	39	Q3
Four-Year Longitudinal Graduation Rate					
Four-Year Longitudinal RHSP/DAP Rate					
College-Ready Graduates					
Advanced/Dual Enrollment Course Completion Rate					

Blank values for an Indicator Score occur if the indicator is not applicable to that campus or does not meet minimum size of 10 students. Blank values for a Quartile occur if there are less than 20 campuses in the campus comparison group for each qualifying indicator.

'n/a' Indicates data reporting is not applicable for this indicator.

TEXAS EDUCATION AGENCY
2014 System Safeguards - Status Report
 EL CAMPO MIDDLE (241903041) - EL CAMPO ISD

	All Students	African American	Hispanic	White	American Indian	Asian	Pacific Islander	Two or More Races	Econ Disadv	Special Ed	Current & Monitored ELL	ELL	Total Met	Total Eligible	Percent of Eligible Measures Met
Performance Status - State															
State Target	55%	55%	55%	55%	55%	55%	55%	55%	55%	55%	55%				
Reading	Y	N	Y	Y					Y	Y	N		5	7	71
Mathematics	Y	N	Y	Y					Y	N	N		4	7	57
Writing	Y	N	Y	Y					Y	N			4	6	67
Science	Y	N	Y	Y					Y				4	5	80
Social Studies	Y	N	Y	Y					Y				4	5	80
Total													21	30	70

Performance Status - Federal															
Federal Target	79%	79%	79%	79%					79%	79%	79%				
Reading	N	N	N	Y	n/a	n/a	n/a	n/a	N			n/a			
Mathematics	N	N	N	Y	n/a	n/a	n/a	n/a	N			n/a			

Participation Status															
Target	95%	95%	95%	95%	95%	95%	95%	95%	95%	95%		95%			
Reading	Y	Y	Y	Y					Y	Y		Y	7	7	100
Mathematics	Y	Y	Y	Y					Y	Y		Y	7	7	100
Total													14	14	100

Federal Graduation Status (Target: See Reason Codes)															
Graduation Target Met													0	0	
Reason Code **															
Total													0	0	

District: Met Federal Limits on Alternative Assessments															
Reading															
Overall	3%														
Modified	2%														
Alternate	1%														
Mathematics															
Overall	3%														
Modified	2%														
Alternate	1%														
Total													n/a	n/a	n/a
Overall Total													35	44	80

** Federal Graduation Rate Reason Codes:
 a = Graduation Rate Goal of 90% c = Safe Harbor Target of a 10% decrease in difference from the prior year rate and the Goal
 b = Four-year Graduation Rate Target of 80% d = Five-year Graduation Rate Target of 85%
 Blank cells above represent student group indicators that do not meet the minimum size criteria. n/a indicates data are not applicable to this report.

TEXAS EDUCATION AGENCY
2014 System Safeguards - Performance and Participation Data Table
EL CAMPO MIDDLE (241903041) - EL CAMPO ISD

	All Students	African American	Hispanic	White	American Indian	Asian	Pacific Islander	Two or More Races	Econ Disadv	Special Ed	Current & Monitored ELL	ELL
Performance Rates												
Reading												
# at Phase-in Satisfactory Standard	528	51	295	176	-	*	-	**	309	35	28	n/a
Total Tests	764	99	452	206	-	*	-	**	496	64	76	55
% at Phase-in Satisfactory Standard	69%	52%	65%	85%	-	*	-	83%	62%	55%	37%	n/a
Mathematics												
# at Phase-in Satisfactory Standard	489	49	267	169	-	*	-	*	286	35	27	n/a
Total Tests	768	100	454	207	-	*	-	*	499	66	76	55
% at Phase-in Satisfactory Standard	64%	49%	59%	82%	-	*	-	*	57%	53%	36%	n/a
Writing												
# at Phase-in Satisfactory Standard	173	**	91	60	-	-	-	*	105	14	12	n/a
Total Tests	259	**	142	72	-	-	-	*	166	28	21	15
% at Phase-in Satisfactory Standard	67%	48%	64%	83%	-	-	-	*	63%	50%	57%	n/a
Science												
# at Phase-in Satisfactory Standard	153	**	78	62	-	-	-	*	80	7	*	n/a
Total Tests	238	**	133	77	-	-	-	*	146	15	*	*
% at Phase-in Satisfactory Standard	64%	44%	59%	81%	-	-	-	*	55%	47%	*	n/a
Social Studies												
# at Phase-in Satisfactory Standard	155	**	81	62	-	-	-	*	82	7	*	n/a
Total Tests	238	**	133	77	-	-	-	*	146	15	*	*
% at Phase-in Satisfactory Standard	65%	40%	61%	81%	-	-	-	*	56%	47%	*	n/a
Participation Rates												
Reading: 2013-2014 Assessments												
Number Participating	795	101	460	226	-	*	-	**	513	67	n/a	63
Total Students	798	101	462	227	-	*	-	**	515	69	n/a	63
Participation Rate	100%	100%	100%	100%	-	*	-	100%	100%	97%	n/a	100%
Mathematics: 2013-2014 Assessments												
Number Participating	799	102	463	226	-	*	-	**	516	69	n/a	64
Total Students	799	102	463	226	-	*	-	**	516	69	n/a	64
Participation Rate	100%	100%	100%	100%	-	*	-	100%	100%	100%	n/a	100%

* Indicates results are masked due to small numbers to protect student confidentiality.

** When only one ethnic/race group is masked, then the second smallest ethnic/race group is masked (regardless of size).

- Indicates there are no students in the group.

n/a indicates data are not applicable to this report.

TEXAS EDUCATION AGENCY
2014 System Safeguards - Graduation and Federal Limits Data Table
EL CAMPO MIDDLE (241903041) - EL CAMPO ISD

	All Students	African American	Hispanic	White	American Indian	Asian	Pacific Islander	Two or More Races	Econ Disadv	Special Ed	ELL (Ever HS)	ELL (Current)
Federal Graduation Rates												
4-year Graduation Rate (Gr 9-12): Class of 2013												
Number Graduated	-	-	-	-	-	-	-	-	-	-	-	n/a
Total in Class	-	-	-	-	-	-	-	-	-	-	-	-
Graduation Rate	-	-	-	-	-	-	-	-	-	-	-	n/a
4-year Longitudinal Cohort Graduation Rate (Gr 9-12): Class of 2012												
Number Graduated	-	-	-	-	-	-	-	-	-	-	-	n/a
Total in Class	-	-	-	-	-	-	-	-	-	-	-	-
Graduation Rate	-	-	-	-	-	-	-	-	-	-	-	n/a
5-year Extended Graduation Rate (Gr 9-12): Class of 2012												
Number Graduated	-	-	-	-	-	-	-	-	-	-	-	n/a
Total in Class	-	-	-	-	-	-	-	-	-	-	-	-
Graduation Rate	-	-	-	-	-	-	-	-	-	-	-	n/a
District: Met Federal Limits on Alternative Assessments												
Reading												
Alternate 1%												
Number Proficient	n/a											
Total Federal Cap Limit	n/a											
Modified 2%												
Number Proficient	n/a											
Total Federal Cap Limit	n/a											
Mathematics												
Alternate 1%												
Number Proficient	n/a											
Total Federal Cap Limit	n/a											
Modified 2%												
Number Proficient	n/a											
Total Federal Cap Limit	n/a											

* Indicates results are masked due to small numbers to protect student confidentiality.

** When only one ethnic/race group is masked, then the second smallest ethnic/race group is masked (regardless of size).

- Indicates there are no students in the group.

n/a indicates data are not applicable to this report.

Recognition

- A. El Campo FFA – Golden Horizon Award
- B. Carrie Stogner – Kaduceus Diamond Star Teacher Award
- C. Katrese Skinner – Nominated for Texas Speech and Communication Association High School Teacher of the Year

Summary

FFA Golden Horizon Award. The Golden Horizon Chapter Recognition program is a state level award to provide a measurement tool for chapter officer and advisors and recognizes chapters who succeed in involving a large number of members in the diverse array of activities available through the FFA. The award recognizes a well-rounded local FFA chapter with an inclusive, progressive, aggressive program of activities that promotes maximum participation in order to deliver the leadership component of agriculture education.

Chapters are recognized within Single Teacher and Multiple Teacher divisions. Chapters are placed into Gold, Silver and Bronze categories, with the top 25% of chapters in each division receiving a Gold Ranking.

Kaduceus Diamond Star Teacher Award. Kaduceus is the number one choice for hands-on career training, specializing in providing professional development for teachers so they can teach and prepare high school students who are interested in pursuing healthcare careers. Upon successful completion of a Kaduceus Healthcare Program, students are prepared to enter the healthcare field at a technician level. The “real-world” practical experience they receive through interactive labs and activities better prepares them to immediately enter the workforce. Kaduceus Healthcare Programs also prepare students for National Certification in their respective fields —Pharmacy Technician, Medical Billing and Coding, and Veterinary Assistant— thus advancing their value and marketability.

The Medical Billing and Coding program is designed to equip students with the knowledge, technical skills, and work habits required for an entry-level position in the medical insurance billing and coding field. The Kaduceus Medical Billing and Coding Program prepares and qualifies students to sit for the national certification exam as an Insurance Coding Specialist.

Carrie Stogner, in her first year to teach Medical Billing and Coding, has been selected from all of the Medical Billing and Coding instructors in the State for having the highest percentage of students to pass the National Certification exam.

Texas Speech Communication Association High School Educator of the Year. Katrese Skinner has been nominated as the Texas

Speech Communication Association High School Educator of the Year. The Texas Speech Communication Association is the largest state professional communication association in the nation. Membership in TSCA is open to any communication educator, communication student, communication consultant, or any individual interested in learning about the field of speech communication.

ECISD Board Policy	None.
Effective Date	August 26, 2014
Previous Board Action	The Board periodically recognizes students for their accomplishments above and beyond district level competition or faculty and staff members who have achieved some type of special recognition. This section of the agenda is also used to introduce teachers who are new to the District.
Future Action Expected	The Board periodically recognizes students for their accomplishments above and beyond district level competition or faculty and staff members who have achieved some type of special recognition. This section of the agenda is also used to introduce teachers who are new to the District.
Background Information and Significant Issues	None.
Fiscal Impact	None.
Student and Public Benefit	The Board has the opportunity to recognize student and faculty for their extra effort.
Procedural and Reporting Implications	None.
Public Comments	None.
Other Comments and Related Issues	None.
Attachments	None.
Contact Person(s)	Mark Pool, Superintendent of School Rich DuBroc, High School Principal
Action Required	No action required.
Superintendent's Recommendation	Information item only. Mark Pool, Superintendent of Schools

Agenda Item Summary Sheet (4 C.1)
Meeting Date: August 26, 2014
Submitted by: Mark Pool, Superintendent

Action Required

**Consent Agenda:
Personnel**

PDAS Appraisal Calendar

Summary

Appraisal Calendar. According to the board policy DNA (LEGAL), PERFORMANCE APPRAISAL: EVALUATION OF TEACHERS, the District shall establish a calendar for teacher appraisals. The appraisal period for each teacher must include all of the days of the teacher's contract.

DNA (LEGAL) further states that observations during the appraisal period must be conducted during the required days of instruction for students during one school year.

The policy also specifies certain criteria that must be included in the calendar.

ECISD Board Policy

DNA (LEGAL), PERFORMANCE APPRAISAL: EVALUATION OF TEACHERS

DNA (LOCAL), PERFORMANCE APPRAISAL: EVALUATION OF TEACHERS

Effective Date

2014-2015 School Year.

Previous Board Action

The Board annually approves the PDAS Teacher Appraisal Calendar.

Future Action Expected

The Board annually approves the PDAS Teacher Appraisal Calendar.

Background Information and Significant Issues

DNA (LEGAL) specifies that the calendar shall:

- Exclude observations in the three weeks after the day of completion of the PDAS orientation in the school years when an orientation is required;
- Exclude observations in the three weeks after the day of completion of the PDAS orientation for teachers new to the PDAS;
- Exclude observations in the first three weeks of instruction in the school years when the PDAS orientation is not required;
- Prohibit observations on the last day of instruction before any official school holiday or on any other day deemed inappropriate by the Board; and

- Indicate a period for summative annual conferences that ends no later than 15 working days before the last day of instruction for students.
- In addition to those days on which observations are prohibited by law, the District does not schedule observations on the day before and the day after a school holiday, days scheduled for end-of-semester examinations, or days scheduled for state-mandated assessment or other standardized tests.

Fiscal Impact	None.
Student and Public Benefit	A teacher performance evaluation system is in place that complies with statutory requirements.
Procedural and Reporting Implications	None.
Public Comments	None.
Alternatives	None.
Other Comments and Related Issues	None
Attachments	<ul style="list-style-type: none"> • 2014-2015 Elementary & Middle School Appraisal Calendar • 2014-2015 High School Appraisal Calendar
Contact Person(s)	<p>Mark Pool, Superintendent of Schools</p> <p>Kelly Waters, Assistant Superintendent of Curriculum and Instruction</p>
Action Required	Motion, second and majority vote to approve the 2014-2015 PDAS Appraisal Calendars.
Superintendent's Recommendation	<p>I recommend you approve the 2014-2015 Teacher Appraisal Calendars as part of the Consent Agenda.</p> <p>Mark Pool, Superintendent of Schools</p>

2013-14 Elementary & Middle School Appraisal Calendar

The Appraisal Period for each teacher includes all of the days of the teacher's contract. Observations are prohibited for all teachers on a campus during state mandated testing for the campus. Observations are also prohibited on days before and after a district declared holiday.

Appraisal Period: 9/16 – 5/9

Teachers not requiring PDAS orientation:

Section I of the Teacher Self-Report form is due to the Principal and observation may begin September 16th for those individuals who have received PDAS training.

Teachers requiring PDAS orientation: Section I of the Teacher Self-Report form is due to the Principal within the first three weeks from the day PDAS orientation is completed.

Teacher's Responsibility – Two weeks prior to Summative Conference, revision of Section I (if necessary) and completion of Sections II and III of the Teacher Self-Report Form are due to the principal.

Principal's Responsibility- Summative Annual Appraisal due to teachers no later than 5 working days before the Summative Conference and no later than 15 working days before the last day of instruction for students.

May 9 Last day for Summative Annual Report to be completed
May 16 All Summative Conferences must be completed
May 30 All Teacher Appraisals must be submitted
STAAR Testing Dates: April 1, 2, 22, 23

August 2013

S	M	T	W	T	F	S
				1	2	3
4	5	6	7	8	9	10
11	12	13	14	15	16	17
18	19	20	21	22	23	24
25	26	27	28	29	30	31

September 2013

S	M	T	W	T	F	S
1	2	3	4	5	6	7
8	9	10	11	12	13	14
15	16	17	18	19	20	21
22	23	24	25	26	27	28
29	30					

October 2013

S	M	T	W	T	F	S
			1	2	3	4
5	6	7	8	9	10	11
12	13	14	15	16	17	18
19	20	21	22	23	24	25
26	27	28	29	30	31	

November 2013

S	M	T	W	T	F	S
					1	2
3	4	5	6	7	8	9
10	11	12	13	14	15	16
17	18	19	20	21	22	23
24	25	26	27	28	29	30

December 2013

S	M	T	W	T	F	S
1	2	3	4	5	6	7
8	9	10	11	12	13	14
15	16	17	18	19	20	21
22	23	24	25	26	27	28
29	30	31				

January 2014

S	M	T	W	T	F	S
			1	2	3	4
5	6	7	8	9	10	11
12	13	14	15	16	17	18
19	20	21	22	23	24	25
26	27	28	29	30	31	

February 2014

S	M	T	W	T	F	S
						1
2	3	4	5	6	7	8
9	10	11	12	13	14	15
16	17	18	19	20	21	22
23	24	25	26	27	28	29

March 2014

S	M	T	W	T	F	S
						1
2	3	4	5	6	7	8
9	10	11	12	13	14	15
16	17	18	19	20	21	22
23	24	25	26	27	28	29
30	31					

April 2014

S	M	T	W	T	F	S
		1	2	3	4	5
6	7	8	9	10	11	12
13	14	15	16	17	18	19
20	21	22	23	24	25	26
27	28	29	30			

May 2014

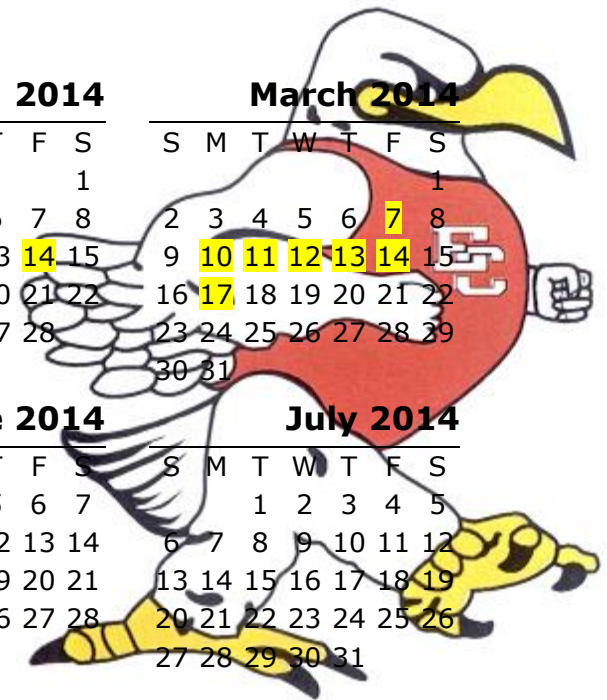
S	M	T	W	T	F	S
				1	2	3
4	5	6	7	8	9	10
11	12	13	14	15	16	17
18	19	20	21	22	23	24
25	26	27	28	29	30	31

June 2014

S	M	T	W	T	F	S
1	2	3	4	5	6	7
8	9	10	11	12	13	14
15	16	17	18	19	20	21
22	23	24	25	26	27	28
29	30					

July 2014

S	M	T	W	T	F	S
						1
2	3	4	5	6	7	8
9	10	11	12	13	14	15
16	17	18	19	20	21	22
23	24	25	26	27	28	29
30	31					



2013-14 High School Appraisal Calendar

The Appraisal Period for each teacher includes all of the days of the teacher's contract. Observations are prohibited for all teachers on a campus during state mandated testing for the campus. Observations are also prohibited on days before and after a district declared holiday.

Appraisal Period: 9/16 – 5/9

Teachers not requiring PDAS orientation:

Section I of the Teacher Self-Report form is due to the Principal and observation may begin September 16th for those individuals who have received PDAS training.

Teachers requiring PDAS orientation: Section I of the Teacher Self-Report form is due to the Principal within the first three weeks from the day PDAS orientation is completed.

Teacher's Responsibility – Two weeks prior to Summative Conference, revision of Section I (if necessary) and completion of Sections II and III of the Teacher Self-Report Form are due to the principal.

Principal's Responsibility- Summative Annual Appraisal due to teachers no later than 5 working days before the Summative Conference and no later than 15 working days before the last day of instruction for students.

May 9 Last day for Summative Annual Report to be completed
May 16 All Summative Conferences must be completed
May 30 All Teacher Appraisals must be submitted
EOC Testing Dates: Dec. 2, 3, 4, 5, April 1, May 5, 6, 7, 8, 9

August 2013

S	M	T	W	T	F	S
				1	2	3
4	5	6	7	8	9	10
11	12	13	14	15	16	17
18	19	20	21	22	23	24
25	26	27	28	29	30	31

September 2013

S	M	T	W	T	F	S
1	2	3	4	5	6	7
8	9	10	11	12	13	14
15	16	17	18	19	20	21
22	23	24	25	26	27	28
29	30					

October 2013

S	M	T	W	T	F	S
	1	2	3	4	5	
6	7	8	9	10	11	12
13	14	15	16	17	18	19
20	21	22	23	24	25	26
27	28	29	30	31		

November 2013

S	M	T	W	T	F	S
				1	2	
3	4	5	6	7	8	9
10	11	12	13	14	15	16
17	18	19	20	21	22	23
24	25	26	27	28	29	30

December 2013

S	M	T	W	T	F	S
1	2	3	4	5	6	7
8	9	10	11	12	13	14
15	16	17	18	19	20	21
22	23	24	25	26	27	28
29	30	31				

January 2014

S	M	T	W	T	F	S
			1	2	3	4
5	6	7	8	9	10	11
12	13	14	15	16	17	18
19	20	21	22	23	24	25
26	27	28	29	30	31	

February 2014

S	M	T	W	T	F	S
					1	
2	3	4	5	6	7	8
9	10	11	12	13	14	15
16	17	18	19	20	21	22
23	24	25	26	27	28	

March 2014

S	M	T	W	T	F	S
						1
2	3	4	5	6	7	8
9	10	11	12	13	14	15
16	17	18	19	20	21	22
23	24	25	26	27	28	29
30	31					

April 2014

S	M	T	W	T	F	S
	1	2	3	4	5	
6	7	8	9	10	11	12
13	14	15	16	17	18	19
20	21	22	23	24	25	26
27	28	29	30			

May 2014

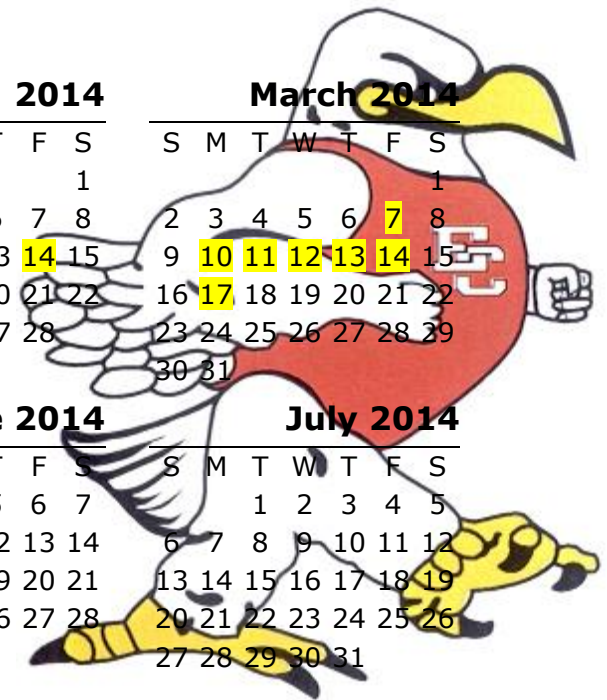
S	M	T	W	T	F	S
				1	2	3
4	5	6	7	8	9	10
11	12	13	14	15	16	17
18	19	20	21	22	23	24
25	26	27	28	29	30	31

June 2014

S	M	T	W	T	F	S
1	2	3	4	5	6	7
8	9	10	11	12	13	14
15	16	17	18	19	20	21
22	23	24	25	26	27	28
29	30					

July 2014

S	M	T	W	T	F	S
	1	2	3	4	5	
6	7	8	9	10	11	12
13	14	15	16	17	18	19
20	21	22	23	24	25	26
27	28	29	30	31		



Agenda Item Summary Sheet (4 A.1)
Meeting Date: August 26, 2014
Submitted by: Mark Pool, Superintendent

Action Required

Consent Agenda: Governance	Minutes of Previous Meetings A. July 15, 2014 – Regular Meeting B. July 29, 2014 – Special Meeting to Conduct Facilities Workshop C. August 12, 2014 – Special Meeting to Conduct Budget Workshop and Call Bond Election
Summary	According to policy BE (LOCAL), BOARD MEETINGS, MINUTES, board action shall be carefully recorded by the secretary or clerk; when approved, these minutes shall serve as the legal record of official Board actions. The written minutes of all meetings shall be approved by vote of the Board and signed by the President and the Secretary of the Board.
ECISD Board Policy	BE (LOCAL), BOARD MEETINGS
Effective Date	August 26, 2014.
Previous Board Action	The Board approves minutes at each regular monthly meeting.
Future Action Expected	The Board approves minutes at each regular monthly meeting.
Background Information and Significant Issues	None.
Fiscal Impact	None.
Student and Public Benefit	An accurate record of all discussions and actions by the Board of Trustees is maintained.
Procedural and Reporting Implications	After approval minutes are filed with the official records of the District.
Public Comments	None.
Alternatives	None.

Other Comments and Related Issues

None.

Attachments

Minutes of regular and special meetings held on the following dates:

1. Regular Meeting – July 15, 2014 at 7:00 p.m.
2. Special Meeting - July 29, 2014 at 6:00 p.m.
3. Special Meeting – August 12, 2014 at 6:00 p.m.

Contact Person(s)

Dianne Cerny, Executive Secretary

Action Required

Motion, second and majority vote to approve the minutes.

Superintendent's Recommendation

I recommend you approve the minutes of previous meetings as part of the Consent Agenda.

Mark Pool, Superintendent of Schools

**MINUTES OF THE BOARD OF TRUSTEES
EL CAMPO INDEPENDENT SCHOOL DISTRICT
July 15, 2014**

The Board of Trustees of the El Campo Independent School District met in a Regular Session July 15, 2014 at the El Campo Independent School District Administration Office, 700 W Norris Street, El Campo, Texas.

MEMBERS PRESENT: Tommy Turner, Ralph Novosad, David Hodges, James Russell, J. J. Croix (arrived 7:03 p.m.), Adam Gusman

MEMBERS ABSENT: Cecil Davis

OTHERS PRESENT: Mark Pool, Carolyn Gordon, Mark Freeman, Dianne Cerny, Alicia Stary, Wade David, V. Rod, LaWanda Mikulenska

Board President Tommy Turner called the meeting to order at 7:01 p.m. David Hodges gave the opening prayer followed by the Pledge of Allegiance. There was a quorum present.

PUBLIC COMMENT: Wade David made a public comment regarding mandatory homework assignments for the summer for AP students.

RECOGNITION: There was no recognition.

CONSENT AGENDA: A motion was made by James Russell and seconded by Ralph Novosad to approve the consent agenda:

- A. Governance
 - 1. Consider June 24, 2014 – Regular Meeting
- B. Business and Support Service
 - 1. Monthly Report on High School Baseball and Softball Fields Complex Construction Progress Meetings
 - 2. Monthly Report on Myatt and Northside Elementary Security Entrances and Northside Canopy Project
 - 3. Consider Approval of Budget Amendments
 - 4. Review Application and Certification for Payment No. 10
 - 5. Review RWS Invoices
 - 6. Consider Approval of TASB Unemployment Compensation Coverage Renewal
 - 7. Review of Monthly Financial Reports
 - 8. Monthly Review of Checks Written for the Month of May, 2014
- C. Personnel
- D. Curriculum and Instruction
- E. Students

Motion carried by a 6 – 0 – 0 vote with trustee Cecil Davis being absent.

BUSINESS AND OPERATIONS

REVIEW PRELIMINARY GENERAL OPERATING BUDGET FOR FY14-15: Mr. Pool and Mr. Bright reviewed the preliminary General Operating budget for FY14-15.

CONSIDER APPROVAL OF 2014-2015 COMPENSATION PLAN: A motion was made by J. J. Croix and seconded by Ralph Novosad to approve the 2014-2015 Compensation Plan. Motion carried by a 6 – 0 – 0 vote with Trustee Cecil Davis being absent.

CONSIDER APPROVAL OF DATE AND TIME FOR HEARING ON PROPOSED BUDGET AND TAX RATE: A motion was made by Ralph Novosad and seconded by James Russell to approve the date of August 12, 2014 and the time of 6:00 p.m. for the Hearing on the Proposed Budget and Tax Rate. Motion carried by a 6 – 0 – 0 vote with Trustee Cecil Davis being absent.

CONSIDER APPROVAL OF PROPOSED TAX RATE FOR PUBLICATION OF NOTICE: A motion was made by Ralph Novosad and seconded by James Russell to approve the Proposed Tax Rate of 1.04005 Maintenance and Operations Tax Rate and .13798 Interest and Sinking Tax Rate. Motion carried by a 6 – 0 – 0 vote with Trustee Cecil Davis being absent.

DISCUSS PLANS FOR HIGH SCHOOL PARKING LOT RENOVATIONS: Mr. Pool and Ralph Novosad discussed plans for the High School Parking Lot renovations with the Board.

DISCUSS THE POSSIBILITY OF CALLING A BOND ELECTION FOR NOVEMBER 4, 2014: Mr. Pool and the Board discussed the possibility and the time line of calling a Bond Election for November 4, 2014.

CURRICULUM AND INSTRUCTION

REPORT REFLECTING VALUE-ADDED GAINS BY SUBJECT AND GRADE LEVEL: Kelly Waters, Assistant Superintendent for Curriculum and Instruction reviewed the report reflecting value-added gains by subject and grade level.

REPORT ON NUMBER OF STUDENTS TAKING DUAL CREDIT COURSES AND RECEIVING COLLEGE CREDIT COURSES AND RECEIVING COLLEGE CREDIT DURING SECOND SEMESTER: Kelly Waters, Assistant Superintendent for Curriculum and Instruction reported on the number of students taking dual credit courses and receiving college credit courses and receiving college credit during second semester.

END OF YEAR REPORT ON ACADEMIC FAILURES AND STUDENT RETENTION: Kelly Waters, Assistant Superintendent for Curriculum and Instruction reviewed the end of year report on academic failures and student retention.

GOVERNANCE

DISCUSS TASB/TASA ANNUAL CONFERENCE AND SELECTION OF DELEGATE TO TASB DELEGATE ASSEMBLY: The Board discussed the TASB/TASA Annual Conference and selection of delegate to the TASB Delegate Assembly. No selection was made since there are no board members that plan to attend the conference.

CLOSED SESSION

EXECUTIVE SESSION: The president of the Board called for an Executive Session as authorized by Texas Government Code § 551.074 (1) PERSONNEL MATTERS, to Deliberate the Appointment, Employment, Evaluation, Reassignment, duties, Discipline or Dismissal of a Public Officer or Employee; The Board entered executive session at 8:39 p.m. and reconvened in open session at 9:27 p.m. to take the following action:

Discuss Employment of Teachers and Other Professional Personnel: No action taken

Conduct Mid-Year Formative Evaluation of Superintendent: No action taken

PERSONNEL

CONSIDER APPROVAL OF PERSONNEL RECOMMENDATIONS: A motion was made by James Russell and seconded by Adam Gusman to approve the Superintendent’s recommendations:

Hutchins Elementary

Second Grade Classroom Teacher – LeAnn Pelley

Instructional Coach – Elizabeth Tupa

Northside Elementary

Fourth Grade Teachers (2) – Kasey Escobar, Robert Gamble

Middle School

Assistant Band Director – Steven Hearn

Behavior Teacher

High School

Ag Mechanics Welding Teacher – Clint Love

History Teacher – Alicia Aguilar

Special Education Shared Service Agreement

PPCD Teacher for Rice CISD – Misty Green

Administration

Elementary School Principal – Alicia Stary

REVIEW OF PERSONNEL CHANGES FOR 2014-2015: Mr. Pool and the Board reviewed personnel changes for the 2014-2015 school year.

SUPERINTENDENT’S REPORT

- A. Governance
- B. Business and Support Services
- C. Personnel
- D. Curriculum and Instruction
- E. Students

F. Community and Governmental Relations

There being no further discussion, the meeting adjourned at 9:28 p.m.

DRAFT

PRESIDENT

SECRETARY

**MINUTES OF THE BOARD OF TRUSTEES
EL CAMPO INDEPENDENT SCHOOL DISTRICT
July 29, 2014**

The Board of Trustees of the El Campo Independent School District met in a Special Session July 29, 2014 at the El Campo Independent School District Administration Office, 700 W Norris Street, El Campo, Texas.

MEMBERS PRESENT: Tommy Turner, Ralph Novosad, David Hodges, Cecil Davis, James Russell, J. J. Croix, Adam Gusman

MEMBERS ABSENT: None

OTHERS PRESENT: Mark Pool, David Bright, Carolyn Gordon, Kelly Waters, Scott Gelardi, Mark Freeman, Dianne Cerny, Rich DuBroc, Rebecca Crowell, Mauri Couey, Dan Hammock, Alicia Stary, Lewis Wilks, Jeff Balcar, Audrey Wessels, Turk Krenek, Tom Sage, Clay Holbank

Board President Tommy Turner called the meeting to order at 6:02 p.m. Tommy Turner gave the opening prayer followed by the Pledge of Allegiance. There was a quorum present.

WORKSHOP

CONDUCT A WORKSHOP TO REVIEW FACILITY NEEDS AND DISCUSS POSSIBLE BOND ELECTION: Mr. Pool, the Board, Lewis Wilks and Tom Sage conducted a workshop to discuss the possible bond election in November 2014.

CLOSED SESSION

EXECUTIVE SESSION: The president of the Board called for an Executive Session as authorized by Texas Government Code § 551.074 (1) PERSONNEL MATTERS, to Deliberate the Appointment, Employment, Evaluation, Reassignment, duties, Discipline or Dismissal of a Public Officer or Employee; The Board entered executive session at 7:39 p.m. and reconvened in open session at 7:49 p.m. to take the following action:

No action taken.

PERSONNEL

CONSIDER APPROVAL OF PERSONNEL RECOMMENDATIONS: A motion was made by James Russell and seconded by Cecil Davis to approve the Superintendent's recommendations:

Middle School

Assistant Principal – Ashley Taylor
Behavior Teacher – Amanda Martin

Northside Elementary

Fourth Grade Teacher – Jeanine Stehling

Motion carried unanimously.

There being no further discussion, the meeting adjourned at 7:50 p.m.

DRAFT

PRESIDENT

SECRETARY

**MINUTES OF THE BOARD OF TRUSTEES
EL CAMPO INDEPENDENT SCHOOL DISTRICT
August 12, 2014**

The Board of Trustees of the El Campo Independent School District met in a Special Session August 12, 2014 at the El Campo Independent School District Administration Office, 700 W Norris Street, El Campo, Texas.

MEMBERS PRESENT: Tommy Turner, Ralph Novosad, David Hodges, Cecil Davis, Adam Gusman

MEMBERS ABSENT: James Russell, J. J. Croix

OTHERS PRESENT: Mark Pool, David Bright, Carolyn Gordon, Kelly Waters, Dianne Cerny, Jeff Balcar, Jody Larimer

Board President Tommy Turner called the meeting to order at 6:01 p.m. Tommy Turner gave the opening prayer followed by the Pledge of Allegiance. There was a quorum present.

WORKSHOP

CONDUCT A BUDGET WORKSHOP: Board members received a copy of the Proposed Budget; David Bright reviewed the Proposed Budget with the Board.

CLOSED SESSION

EXECUTIVE SESSION: The Board did not meet in closed session.

GOVERNANCE

CONSIDER ADOPTING AN ORDER CALLING SCHOOL BUILDING BOND ELECTION FOR NOVEMBER 4, 2014: A motion was made by David Hodges and seconded by Adam Gusman to adopt an order calling for an election for the School Building Bond for November 4, 2014. Motion carried by a 5 – 0 – 0 vote with Trustees James Russell and J. J. Croix being absent.

PERSONNEL

CONSIDER APPROVAL OF PERSONNEL RECOMMENDATIONS: There were no personnel recommendations.

There being no further discussion, the meeting adjourned at 6:45 p.m.

DRAFT

PRESIDENT

SECRETARY

Agenda Item Summary Sheet (4.2)
Meeting Date: August 26, 2014
Submitted by: Mark Pool, Superintendent

Action Item

Consent Agenda Governance	Approval of Regional Day School Program for the Deaf - Victoria, Shared Services Arrangement Agreement
Summary	<p>According to the <i>Texas Education Code §29.007</i> districts may enter into a written contract to jointly operate its special education program. El Campo Independent School District has chosen to do so for services provided to our hearing impaired students by participating in the Regional Day School Program for the Deaf – Victoria, Shared Services Arrangement.</p> <p>Shared Service Arrangements are required to amend and seek board approval when the original Agreement changes. The Agreement for the Regional Day School Program for the Deaf – Victoria, Shared Services Arrangement needs to be amended to include new members and to address new guidelines.</p>
ECISD Board Policy	EHBH (LEGAL) – SPECIAL PROGRAMS, OTHER SPECIAL POPULATIONS
Effective Date	August 26, 2014
Previous Board Action	The last SSA Agreement was updated in March 2009.
Future Action Expected	None.
Background Information and Significant Issues	The Regional Day School Program for the Deaf – Victoria, Shared Services Arrangement Agreement needs to be amended to withdraw Pawnee ISD, Pettes ISD and Falls City ISD; and to add Weimar ISD.
Fiscal Impact	None.
Student and Public Benefit	Students and the general public benefit from the efficiency and cost savings of sharing services through a shared services arrangement.
Procedural and Reporting Implications	The approved SSA Agreement must be signed by the Board President and Secretary of the Board. The original(s) will then be returned to the Regional Day School Program for the Deaf – Victoria and delivered to the Texas Education Agency for filing.

Public Comments	None.
Alternatives	None.
Other Comments and Related Issues	<p>The following statutory requirements are met as a result of being a member of the Regional Day School Program for the Deaf – Victoria, Shared Services Arrangement:</p> <p>Students who are deaf or hard of hearing must have an education in which their unique communication mode is respected, used, and developed to an appropriate level of proficiency. <i>Education Code 29.303</i></p> <p>The District shall employ or provide access to appropriate qualified staff with proficient communications skills, consistent with credentialing requirements, to fulfill the responsibilities of the District. <i>Education Code 29.304</i></p> <p>Students who are deaf or hard of hearing shall be given the opportunity to be exposed to deaf or hard-of-hearing role models. <i>Education Code 29.307.</i></p>
Attachments	<i>Copy of revised Regional Day School Program for the Deaf – Victoria, Shared Services Arrangement Agreement</i>
Contact Person(s)	Dan Hammock, Director of Special Education
Action Required	Motion, second and majority vote to approve the revised Shared Services Arrangement Agreement for the Regional Day School Program for the Deaf - Victoria.
Superintendent’s Recommendation	<p>I recommend you approve the revised Shared Services Arrangement Agreement for the Regional Day School Program for the Deaf – Victoria, as a part of the Consent Agenda.</p> <p>Mark Pool, Superintendent of Schools</p>

**REGIONAL DAY SCHOOL
PROGRAM FOR THE DEAF-VICTORIA
SHARED SERVICES ARRANGEMENT AGREEMENT**

Ezzell Independent School District, Hallettsville Independent School District, Moulton Independent School District, Shiner Independent School District, Vyshrad Independent School District, Sweet Home Independent School District, Calhoun County Independent School District, Rice Consolidated Independent School District, Cuero Independent School District, Meyersville Independent School District, Nordheim Independent School District, Westhoff Independent School District, Yoakum Independent School District, Yorktown Independent School District, Bay City Independent School District, Matagorda Independent School District, Tidehaven Independent School District, Palacios Independent School District, Van Vleck Independent School District, Goliad Independent School District, Austwell-Tivoli Independent School District, Refugio Independent School District, Woodsboro Independent School District, Edna Independent School District, Ganado Independent School District, Industrial Independent School District, Bloomington Independent School District, Nursery Independent School District, Victoria Independent School District, Karnes City Independent School District, Kenedy Independent School District, Runge Independent School District, Boling Independent School District, East Bernard Independent School District, El Campo Independent School District, Louise Independent School District, Wharton Independent School District, Weimar Independent School District, Columbus Independent School District (“member districts”), hereby agree to cooperatively operate certain aspects of their special education programs as described herein under the authority of Education Code Section 29.007 and Texas Government Code Section 791.001 et seq., as the REGIONAL DAY SCHOOL PROGRAM FOR THE DEAF-VICTORIA SHARED SERVICES ARRANGEMENT (RDSPD-V SSA).

Member Districts agree that:

1. General Covenants and Provisions

- 1.1 The purpose of this Agreement is to create a cooperative arrangement whereby the Member Districts may provide for the efficient delivery of legally required special education and related services to eligible students who are deaf or hard of hearing within the boundaries of RDSPD-V SSA. It is agreed and understood that any student who has a hearing impairment which severely impairs processing linguistic information through hearing, even with recommended amplification, and which adversely affects educational performance shall be eligible for consideration for the RDSPD-V SSA, subject to the Admission, Review, & Dismissal (“ARD”) Committee recommendations. It is further agreed that Auditory Impaired (“AI”) students who are not referred for the RDSPD-V SSA services, and receive consult only through another Arrangement are not included in this Agreement.
- 1.2 The Member Districts do not intend by entering this agreement, or otherwise, to create a separate or additional legal entity.
- 1.3 RDSPD-V SSA’s Program Coordinator’s office will be located in Victoria, Texas.
- 1.4 The special education program will be operated in compliance with federal and state law, including the Individuals with Disabilities Education Act, 20 U. S. C. § 1401 et seq.; Section 504 of the Rehabilitation Act of 1973, 29 U.S.C. § 794; the Americans with Disabilities Act, 42 U. S. C. § 1201 et seq.; Chapter 29 of the Texas Education Code;

Chapter 30 of the Texas Education Code; implementing regulations for all applicable statutes; and the RDSPD-V SSA administrative guidelines approved by the Shared Service Arrangement (SSA) Management Board.

- 1.5 Students from school districts other than those Member Districts who are parties to this agreement may be considered for placement upon request to the Program Coordinator of the Fiscal Agent of the RDSPD.
- 1.6 Should an Local Education Agency (“LEA”) seek to become a Member District of the RDSPD-V SSA, a written request must be provided to the Program Coordinator for the Management Board consideration on or before November 1 preceding the fiscal year it intends to join. It is agreed that any reconfiguration is subject to TEA timelines and approval by the parties to this agreement.

2. Management

- 2.1 The RDSPD-V SSA shall be governed by the SSA Management Board (“Management Board”) comprised of the Special Education Directors/Coordinators for the participating Member Districts or their designees and a representative from the Fiscal Agent. Such Management Board will meet, at least annually, to review the SSA Agreement. Other meeting shall be scheduled as determined by the chairperson whereby the Management Board may meet either as a whole or as ad hoc sub-committees to address issues related to funding, programming, operation, and short and long-term needs of the RDSPD-V SSA. The Fiscal Agent will be assigned to record, prepare, and disseminate minutes. Management Board members shall keep their respective superintendents advised of RDSPD Management Board actions, as appropriate.
- 2.2 The chairperson of the Management Board shall be the Director of Special Education from the Fiscal Agent. However, Members of the Board may retain the option to appoint additional chairperson or alternate for the forthcoming academic year. Term of office shall be for one year and shall begin on July 1 and end on June 30. Appointment of an alternate or co-chairperson requires approval of a majority of a quorum of the Management Board.
- 2.3 The Fiscal Agent may purchase goods and services necessary to administer and operate the RDSPD-V SSA. All non-consumable instructional materials purchased by the satellite site, using RDSPD funds, shall be deemed property of the RDSPD-V SSA.
- 2.4 Members of the Management Board will establish and maintain SSA Administrative Guidelines. Any Administrative Guidelines that are inconsistent with this Agreement shall be deemed null and void. Any revision to the Administrative Guidelines requires a majority vote of the Members of the Management Board.
- 2.5 Management Board actions, unless otherwise provided herein, requires approval by a majority of a quorum of Member Districts.

3. Personnel

- 3.1 The chief administrator of the RDSPD-V SSA will be the Program Coordinator. The Program Coordinator shall be employed by the Fiscal Agent and be subject to the personnel policies of the Fiscal Agent. Administrative decisions regarding daily operations of the instructional program, including but not limited to related services and staff development, and approved budgeted expenditures consistent with Fiscal Agent policy are within the authority of the Program Coordinator, and do not require Management Board action. Additionally, the Program Coordinator, at his/her discretion, or at the request of a Member District, will provide feedback regarding the delivery of instructional services. The Program Coordinator shall be under the supervision of the Fiscal Agent Special Education Director with input from Management Board Members.
- 3.2 The Special Education director of each Member District shall serve as deputy officers for public records for purposes of the Texas Public Information Act and the Local Government Records Act, unless otherwise indicated in the Member District's Board policy.
- 3.3 RDSPD Program Coordinator agrees to assist Member Districts in locating and interviewing qualified, certified deaf education instructional personnel and educational interpreters who provide direct deaf education services. It is agreed and understood that each Member District remains responsible for hiring qualified staff who are deemed necessary for the provision of a Free and Appropriate Public Education.
- 3.4 Each Member District shall be responsible for adopting a salary schedule for deaf education personnel who are providing direct and related services who are employed by that Member District.
- 3.5 Deaf education personnel who are employed by a Member District, but are funded as set forth in 6.2, RDSPD-V SSA to provide itinerant services or centralized services, are subject to the policies of that Member District, including but not limited to all policies governing contracts, at-will employment, standards of conduct, leave and other benefits and personnel evaluations. Additionally, that Member District retains final hiring and termination authority regarding employment of the SSA personnel who are employed by the Member District. All individuals providing services in the SSA must be appropriately certified or licensed to perform the applicable services.
- 3.6 Any hearing on an employee grievance, termination, or nonrenewal is the responsibility of, and will be held in accordance with the policies of, the employee's district with whom the employee has a contractual relationship. Any hearing on an employee grievance or termination involving an RDSPD-V employee, is the responsibility of, and will be held in accordance with the policies of the RDSPD-V.
- 3.7 Except as otherwise provided herein, each Member District shall be responsible for evaluating deaf education personnel pursuant to the evaluation policies and procedures of that Member District. RDSPD-V SSA staff may provide evaluation input for SSA employees employed by a Member District at the discretion of the Program Coordinator.

4. Fiscal Agent

- 4.1 Victoria Independent School District shall serve as the Fiscal Agent.
- 4.2 Except as otherwise provided herein, the Fiscal Agent is responsible for applying for, receiving, collecting, expending, and distributing all funds, regardless of source, in accordance with the budget adopted by the Management Board. The Fiscal Agent shall provide accounting services, reports, and shall perform any other responsibilities required by RDSPD-V SSA policies. It is agreed and understood that the Fiscal Agent assumes no responsibility for a Member District's failure to maintain its effort.
- 4.3 The Fiscal Agent is responsible for preparing the operational budget for the RDSPD- V SSA. The Fiscal Agent will account for salaries and expenses of the RDSPD-V SSA personnel and RDSPD- V SSA operating expenses. The parties acknowledge that the Fiscal Agent may access total State and Federal Allocations, such as IDEA Part B funds; State Deaf Funds; and any other funding received for the purpose of furthering this program. Member district calculations are based on the expenditures that exceed all the total state and federal allocations.
- 4.4 Except as otherwise provided herein, the fiscal agent will prepare and submit any reports or applications required by federal or state law or RDSPD-V policy. It is agreed and understood that the Fiscal Agent assumes no responsibility for a Member District's failure to maintain its effort.
- 4.5 The Fiscal Agent may negotiate contracts with outside service providers for special education and related services for students with disabilities in accordance with law and Fiscal Agent policies. The Fiscal Agent shall request American with Disabilities Act compliance by each service provider.
- 4.6 The Fiscal Agent must notify the Member Districts of any intention to withdraw as Fiscal Agent of the SSA on or before November 1 (no less than one year); preceding the last fiscal year, it intends to serve as Fiscal Agent. It is agreed and understood that the withdrawing Fiscal Agent will notify TEA of its intent to withdraw as Fiscal Agent on or before February 1 one year preceding the last fiscal year it intends to serve as Fiscal Agent. After a satisfactory independent audit of the SSA's accounts, the transfer of Fiscal Agent status will become effective July 1 of the last fiscal year. All TEA timelines shall apply to any reconfiguration, including a change in Fiscal Agent.
- 4.7 Should the Fiscal Agent cease for any reason to serve, the Management Board will by majority vote of a quorum appoint a Member District as Fiscal Agent. Any Member District who may be appointed to serve as Fiscal Agent, has the option to refuse to serve as Fiscal Agent. All TEA timelines shall apply to any reconfiguration, including a change in Fiscal Agent.

5. Member Districts' General Obligations

- 5.1 Member Districts agree that any funds assessed under RDSPD-V SSA policies or other legal requirements will be remitted within ninety (90) calendar days of receiving a statement from the Fiscal Agent. Each Member District acknowledges that federal funds received from the state earmarked for deaf education programs flow from TEA directly to the Fiscal Agent and then such funds are distributed to the Member District satellite site.
- 5.2 Each Member District will maintain locally and separately its own residential placement set-aside as described in 19 T.A.C. §89.61. Each Member District will be liable for costs associated with its residentially-placed students.
- 5.3 Each Member District agrees to cooperate with the Fiscal Agent in maintaining the proper fiscal, personnel, and student records for the RDSPD-V SSA operations.
- 5.4 Member Districts shall provide suitable and sufficient classroom space to accommodate students of the program who are auditorily impaired as well as office space for supportive personnel as requested by the RDSPD-V SSA.
- 5.5 A Member District may withdraw from the SSA by providing the Fiscal Agent written notice of its proposed action no later than November 1 of the current fiscal year. Upon receipt, the Fiscal Agent shall submit written notice-of-intent-to-withdraw to the Texas Education Agency ('TEA') prior to February 1, as required. Upon delivery of such notice, the Member's withdrawal from the SSA shall be effective June 30. The withdrawing Member District shall return to the SSA any supplies, equipment, or fixtures in its possession that were purchased with SSA funds, prior to or by the effective June 30. Additionally, a withdrawing Member District shall pay all cost and fees related to, resulting from or associated with its withdrawal, including, but not limited to non-renewal, legal cost, insurance or any other expenses or obligations. Student specific assistive technology shall be dispersed in compliance with § 89.1056.
- 5.6 A "new" district requesting membership in the RDSPD-V SSA will be required to pay a one-year membership fee approximating the state average cost per AI student plus pro-rata share. Once the district has been a member for a period of one school year, the district will then be able to pay the pro-rata share that is calculated according to Funding provisions described in 6.2 The FISCAL AGENT of the RDSPD-V SSA document. If a district wishes to join the SSA, it must inform the chairperson of the SSA in writing of its intent to join by November 10 of the year proceeding in order to avoid the quarterly rate charged to non-member districts requiring services.
- 5.7 Except as otherwise provided herein, member Districts are ultimately responsible for the education of all students with auditory impairments within its district boundaries, whether the child is served in the local program, the RDSPD, or other placements. Such responsibility includes the provision of any related services as determined necessary by

the ARD committee. For students who are being served in a RDSPD-V SSA satellite site, the RDSPD-V SSA will provide the following services:

- Instruction with certified Deaf Educator in self-contained, co-teach, and inclusion setting
- Interpreter Services
- Audiological Services
- Speech Therapy

For itinerant students who are being served at a RDSPD-V SSA Member District site (not a satellite site), the RDSPD-V SSA will provide the following services.

- Direct itinerant and early intervention services from a Certified Deaf Educator
- Consultative itinerant services

Each Member District is responsible for diagnostic and evaluation services of non-satellite site students. The provision of any services referenced in provisions 5.7 is contingent upon the ARD Committee determination that such services are necessary and appropriate.

5.8 Each Member District agrees that prior to joining another RDSPD SSA that the Member District agrees to deliberate with the RDSPD-V SSA Management Board regarding the dual membership.

5.9 Each member District agrees to adhere to the procedures described in the SSA Administrative Guidelines regarding PEIMS reporting, reporting of student performance, and implementation of the RDSPD SSA Administrative Guidelines. Each Member District shall retain the Average Daily Attendance (ADA) funds generated by RDSPD students enrolled in their Districts. *(Note: These guidelines do not prevent a parent/guardian from applying for transfer through District Policies.)*

6. Fiscal Practices

6.1 The RDSPD-V SSA will operate on a budget reviewed by the Management Board. The special education director of each Member District shall ensure that the respective share to be contributed to the RDSPD shall be included in the budget adopted by the Member District board of trustees. The budget shall be prepared in accordance with guidelines established by the Texas Education Agency.

6.2 Member Districts acknowledge that Federal and State funds earmarked for Special Education Deaf Services flow directly to the fiscal Agent from the TEA. Administrative costs, including, but not limited to, all costs and salaries related to the coordinator, classroom teachers, itinerant teachers, interpreters, classroom aides, and Regional Day School office staff, and contracts with outside service providers, including, but not limited to audiologists, interpreters, and consultants, as well as any uncontrollable cost, incurred by the RDSPD –V SSA, over and above the amount of state deaf and/or federal funds, shall be divided among Member Districts at a pro-rata share. The unfunded costs of the Regional Program for the Deaf will be shared by all member districts of the cooperative arrangement regardless of student participation in the Regional Program for

the Deaf. The unfunded cost will be pro-rated according to the district's refined ADA from the previous school year. Any excess funds collected from the districts will be credited to the districts the following school year.

6.3 Member Districts will be notified quarterly in writing regarding the excess costs to be charged back to Member Districts and what the maximum total of their shared excess costs are estimated to be.

6.4 RDSPD-V SSA's accounts will be audited annually by the independent auditor for the Fiscal Agent.

7. Dissolution

7.1 Dissolution of this agreement shall require the affirmative vote of a majority of the member districts. Upon dissolution, the SSA's funds and any other remaining assets, after any charges and liabilities, will be divided among the member districts, prorated in the same manner as administrative costs as provided by Section 6.2. Following the vote to dissolve the SSA vote, the dissolution will take effect on July 1. All TEA timelines shall apply.

7.2 Agreements pertaining to purchase of real property shall supersede any provisions herein.

8. Risk of Loss

8.1 Except as otherwise provided herein, each Member District bears its own risk of loss. "Loss" includes, but is not limited to, damage to or loss of personal or real property, cost of administrative hearings, litigation expenses, awards of actual damages, court costs, attorneys fees, and settlement costs.

8.2 Each Member District will insure its owned or leased vehicles used in the transportation of students with disabilities for the statutory maximum limits of school district liability for motor vehicle accidents.

9. Transportation

9.1 Each Member District bears responsibility for providing or contracting for the transportation of each of its transportation-eligible students to each facility at which services are provided.

10. Legal Responsibilities

10.1 The Member District wherein the student resides shall be solely responsible for the provision of a Free Appropriate Public Education ("FAPE").

10.2 The Member District wherein the student resides is responsible for legal costs, court costs and attorney's fees, resulting from litigation directly involving that student.

10.3 If the RDSPD-V SSA is a named party in a Due Process Hearing or lawsuit filed in Federal or State Court involving a student being served as contemplated by this

Agreement, the Member District wherein the student resides remains responsible for legal cost, court cost and attorney's fees, resulting from litigation directly involving such student including reimbursement to the RDSPD-V SSA for any legal cost incurred by the RDSPD- V SSA.

- 10.4 Each Member District shall be responsible for legal fees incurred due to complaints, grievances, or litigation arising from an employee with whom the district has a contract or with whom the district has an employment relationship.
- 10.5 The legal responsibilities stated herein shall survive the expiration of this contract should litigation arise from events that occurred during the term of the contract.
- 10.6 The Member Districts of this Shared Services Arrangement contract agree to negotiate in good faith in an effort to resolve any dispute related to the contract that may arise from the Member Districts. If the dispute cannot be resolved by negotiations, the dispute shall be submitted to mediation before resorting to litigation. If the need for mediation arises, a mutually acceptable mediator shall be chosen by the parties to the dispute who shall share the cost of mediation services based upon an equal split between the Member Districts. Mediation is a voluntary dispute resolution process in which the parties to the dispute meet with an impartial person, called a mediator, who will help to resolve the dispute informally and confidentially. Mediators facilitate the resolution of disputes but cannot impose binding decisions. The parties to the dispute must agree before any settlement is binding.

11. The Agreement

- 11.1 This agreement will be automatically renewed by each Member District annually unless notification of withdrawal is given by a Member District or the program is otherwise terminated by action of TEA.
- 11.2 This agreement will supersede all previous agreements among the parties in relation to the operation of the RDSPD-V SSA.
- 11.3 This agreement will apply to and bind the representatives and successors in interest of the parties to this agreement.
- 11.4 This agreement is governed by the laws of the State of Texas.
- 11.5 If any provision of this Agreement becomes or is held violative of any law or unenforceable, then the invalidity of that provision will not invalidate the remaining provisions. The Member District agree that all remaining provisions of this Agreement will remain in effect.
- 11.6 Citations of and reference to any specific federal or state statute or administrative regulation in this Agreement include any amendment to or successor of the statute or regulation.
- 11.7 The effectiveness of this agreement is conditional upon the approval of the Texas Commissioner of Education, pursuant to Education Code § 29.007.

- 11.8 It is understood and agreed that this Agreement may be executed in a number of identical counterparts, each of which shall be deemed an original for all purposes.
- 11.9 It is agreed and understood that the terms of this Agreement shall not be modified absent written agreement of all parties.

Executed this 27 day of March, 2009.

**ACKNOWLEDGMENT OF APPROVAL AND EXECUTION OF
REGIONAL DAY SCHOOL PROGRAM FOR THE DEAF- VICTORIA
SHARED SERVICE ARRANGEMENT**

The attached Regional Day School Program for the Deaf-Victoria Shared Service Arrangement contract has been approved by the Board of Trustees of _____ Independent School District by a majority of a quorum present in open meeting on the _____ day of _____, 2014 by a vote of _____ FOR, and _____ AGAINST.

The President of the Board of Trustees has been authorized to execute this Agreement on behalf of the District. By execution hereof, _____ Independent School District agrees to become a Member District as that term is defined in the Shared Service Agreement contract for the Regional Day School Program for the Deaf- Victoria, and to be bound by all of the terms and conditions contained in said Agreement.

Executed in multiple counterparts on this _____ day of _____, 2014.

_____ Independent School District

By: _____
President, Board of Trustees

Date of Execution

ATTEST: _____
Secretary, Board of Trustees

EXHIBIT A
NO. _____

Agenda Item Summary Sheet (4 B.2)
Meeting Date: August 26, 2014
Submitted by: Mark Pool, Superintendent

Information Only

Consent Agenda Business and Support Services	Report on Myatt and Northside Elementary Entrances and Northside Canopy Project
Summary	Progress Meeting No. 5 was held on August 7, 2014. A Preliminary Punch List for all three projects was submitted and reviewed.
ECISD Board Policy	None.
Effective Date	August 7, 2014
Previous Board Action	During the construction phase of this project we will designate a section of the consent agenda each month to review and/or discuss construction issues.
Future Action Expected	During the construction phase of this project we will designate a section of the consent agenda each month to review and/or discuss construction issues.
Background Information and Significant Issues	None.
Fiscal Impact	<ul style="list-style-type: none">• Combined Proposal for all Projects is \$377,350.00
Student and Public Benefit	The Board and the general public are appropriately informed about the progress on the capital improvement projects.
Procedural and Reporting Implications	None.
Public Comments	None.
Alternatives	None.

Other Comments and Related Issues

None.

Attachments

- Preliminary Punch List
- Progress Photos

Contact Person(s)

Mark Pool, Superintendent of School

Action Required

No action required.

Superintendent's Recommendation

Information only.


Mark Pool, Superintendent of Schools

Myatt Elem. Security Entrance Northside Elem. Security Entrance & Canopy Preliminary Punch List

Date(s) Issued: 08/01/14
 Date(s) Walked: 7/30/2014, 8/5/2014
 Project No.: #1392, 1393, 1394
 Attendees: Tom Coblenz, Greg Polasek
 Distribution: All

Subcontractor	Status / Checked By	Date	No.	
Subcontractor	Status	Date	0	General - All
PCI			1	Complete final clean
PCI			2	Obtain Certificate of Completion from City of EC
Theut Glass			3	Install missing storefront trims / pressure bars
			4	
			5	
Subcontractor	Status	Date	0	Myatt - M098 Entry Vestibule
Ideal			1	Touch up paint at lower concrete panel (west end)
Firetron			2	Install fire alarm pull station
Firetron			3	Install smoke detectors
Theut Glass			4	Install missing door lites at storefront
Theut Glass			5	Install door sweeps at storefront
			6	
			7	
Subcontractor	Status	Date	0	Myatt - M099 Reception
Firetron			1	Install microphone jack coverplate
Victoria Cabinetwork			2	Provide missing casework locks (2)
Theut Glass			3	Replace existing window lite with speaker hole
PCI			4	Install graphics plaque after glass replacement
EC Electric			5	Replace damaged light fixture component (dent) at west side of counter
Ideal			6	Provide final coat of paint at hollow metal frame
			7	
			8	
Subcontractor	Status	Date	0	Northside - N098 Entry Vestibule
Firetron			1	Install fire alarm pull station
Ideal			2	Touch up paint at ceiling
Theut Glass			3	Install missing lites at storefront
Theut Glass			4	Install door sweeps at storefront
			5	
			6	
Subcontractor	Status	Date	0	Northside - N099 Reception
Victoria Cabinetwork			1	Install missing casework lock at drawer (1)
EC Electric			2	Complete light fixture installation
EC Electric			3	Provide coverplates at electrical switehes (4) on storefront
PCI			4	Complete stain / finish at oak eased opening
			5	
			6	
Subcontractor	Status	Date	0	Northside - Exterior / Canopy
PCI			1	Clean canopy columns / beams
EC Electric			2	Install light fixtures at canopy
Theut Glass			3	Remove excess storefront materials
			4	
			5	
				END OF PUNCH LIST

Northside & Myatt Elementary Security Entrances – Progress Report Photos



1. Myatt: Reception area casework



2. Myatt: Reception pass-thru at Vestibule



3. Myatt: Reception casework at administration side



4. Northside: Reception casework at administration side



5. Northside: Reception pass-thru at Vestibule



6. Northside: Reception area casework

Northside & Myatt Elementary Security Entrances – Progress Report Photos (2)



7. Myatt: Interior secure entrance



8. Myatt: Main entry storefront



9. Northside: Concrete walks at handicap ramp



10. Northside: Concrete walks at handicap ramp



11. Northside: Aluminum canopy & concrete walks



12. Myatt: Acoustical wall panel at vestibule

Agenda Item Summary Sheet (4 B.3)
Meeting Date: August 26, 2014
Submitted by: Mark Pool, Superintendent

Action Required

**Consent Agenda:
Business and Support
Services**

Final Budget Amendments

Summary

According to district policy, the budget shall be amended when a change is made increasing any one of the functional spending categories.

Ballpark Amendment No. 7 appropriates funds for construction expenditures for the new High School Baseball and Softball Fields Complex. The amendment transfers \$313,803 from the General Fund 199 fund balance to Fund 622 – Building Construction.

This amendment is to pay Application and Certification for Payment No. 11 from Polasek Construction, Inc. The Application was certified by RWS Architects on August 12, 2014 and approved by El Campo Little League.

Final Budget Amendment. The final amendment for the fiscal year ending August 31, 2014, will be available at the meeting.

ECISD Board Policy

CE (LOCAL), ANNUAL OPERATING BUDGET

Effective Date

August 26, 2014

Previous Board Action

The Board approved the 2013-2014 General Operating Budget on August 27, 2013.

Future Action Expected

The Board is required to amend the budget when a change increases any one of the functional spending areas.

**Background Information and
Significant Issues**

In accordance with the recently executed Escrow Agreement, the district will escrow additional earnest money each time an *Application and Certification for Payment* from Polasek Construction Inc., is certified by RWS Architects and approved by El Campo Little League.

Eleven *Applications and Certification for Payment* have been approved and certified:

EL CAMPO INDEPENDENT SCHOOL DISTRICT
700 WEST NORRIS STREET
EL CAMPO, TEXAS 77437
(979) 543-6771
(979) 543-1670 FAX

August 26, 2014
DATE

2013-14
BUDGET YEAR

TO: Board of Trustees
FROM: David Bright *[Signature]*
Assistant Superintendent for Finance
RE: Budget Amendment(s)

Due to a change in financial requirements, I request the following budget amendments:

BALLPARK AMENDMENT #7

BUDGET CODE	ACCOUNT NAME	BUDGET	CHANGE+-	AMENDED
199 00 8911 00 000 400000	Transfers Out	\$ 1,646,729	+\$ 313,803	\$ 1,960,532
199 00 3700 00 000 400000	Unassigned Fund Balance	\$ 5,574,951	-\$ 313,803	\$ 5,261,148
622 00 7915 00 000 400000	Transfers In	\$ 1,646,729	+\$ 313,803	\$ 1,960,532
622 81 6629 00 001 499000	Building Construction	\$ 1,646,729	+\$ 313,803	\$ 1,960,532

Appropriate funds for construction expenditures for the new Baseball/Softball Complex; transfer funds from the General Fund balance.

Agenda Item Summary Sheet (4 B.5)
Meeting Date: August 26, 2014
Submitted by: Mark Pool, Superintendent

Information Only

**Consent Agenda
Business and Support
Services**

Application(s) for Payment for Myatt and Northside Elementary School Security Entrances and Northside Elementary Canopy

Summary

On February 25, 2014, Polasek Construction, Inc. was awarded a contract under a competitive sealed proposal to construct the new security entrances at Myatt and Northside Elementary Schools and the new canopy system at the entrance to Northside. The combined total proposal for all three projects was \$377,350.00, which included a \$14,000 discount for allowing the projects to be completed this summer rather than during spring break as initially discussed.

We have received Application and Certification for Payment No. 2, which has been reviewed and certified for payment by Malcolm Gaus with RWS Architects, Inc., for the amount of \$253,830.50. This leaves a balance to finish, including retainage, of \$33,260.00.

ECISD Board Policy

None.

Effective Date

August 26, 2014

Previous Board Action

At the regular meeting on August 27, 2013, the Board approved Competitive Sealed Proposals as the construction delivery method for the Myatt and Northside Elementary Security Entrances and the Northside Elementary Canopy Addition; along with the weighted criteria for evaluation of proposals.

At a regular meeting on February 25, 2014, the Board received and approved a competitive sealed proposal in the amount of \$377,350.00 from Polasek Construction, Inc. for the combined proposals.

Future Action Expected

The Board will review Applications for Payment from Polasek Construction, Inc. that have been certified by RWS Architects on a monthly basis until the conclusion of these projects.

**Background Information and
Significant Issues**

None.

Fiscal Impact

Payment Recap for Myatt and Northside Security Entrances and Canopy

Date Approved	Application for Payment No.	Total Completed and Stored	Retainage at 5.0%	Total Earned Less Retainage	Current Payment	Total Paid To Date	Balance to Finish
		Original Contract					\$377,350.00
07/03/14	1	\$95,010.00	\$4,750.50	\$90,259.50	\$90,259.50	\$0.00	\$287,090.50
08/05/14	2	\$362,200.00	\$18,110.00	\$344,090.00	\$253,830.50	\$90,259.50	\$33,260.00

Student and Public Benefit	Monthly review of the Applications for Payment from the contractor that have been certified by the architects insures accounting transparency for the public on this project.
Procedural and Reporting Implications	None.
Public Comments	None.
Alternatives	None.
Other Comments and Related Issues	None
Attachments	Copy of Application and Certification for Payment No. 2
Contact Person(s)	David Bright, Assistance Superintendent of Finance and Operations
Action Required	No action required.
Superintendent's Recommendation	This is an information item only. Mark Pool, Superintendent of Schools

RWS ARCHITECTS

August 12, 2014

El Campo Independent School District
Attn: Mr. Mark Pool, Superintendent
700 West Norris
El Campo, Texas 77437

Re: Myatt ES Security Entrance
Northside ES Security Entrance
Northside ES Canopy Addition
RWS Project Nos. 1392/1393/1394
Contractor's Application and
Certificate for Payment No. 2

Gentlemen:

Transmitted herewith are your copies of the current Contractor's Application for Payment on the subject project:

<u>Application No.</u>	<u>Period</u>	<u>Amount to be Paid</u>
2	08/05/14	\$253,830.50

We recommend payment of the amount shown and suggest you send payment directly to Polasek Construction, Inc., P.O. Box 64, El Campo, Texas 77437.

If there are any questions, please call.

Sincerely,



Malcolm C. Gaus, AIA
Vice President

Enclosures

cc: Polasek Construction, Inc.
File 5.1

MCG/dd

HA\1392\Word\AP.doc

APPLICATION AND CERTIFICATION FOR PAYMENT

AIA DOCUMENT G702

PAGE ONE OF

6 PAGES

TO OWNER: EL CAMPO ISD
 700 WEST NORRIS
 EL CAMPO, TEXAS

PROJECT: Myatt Security #1392
 Northside Security #1393
 Northside Canopy #1394

FROM CONTRACTOR: POLASEK CONSTRUCTION INC.
 P.O. BX 64
 EL CAMPO, TEXAS 77437

VIA ARCHITECT: RWS ARCHITECTS INC.
 3100 TIMMONS
 HOUSTON, TEXAS 77041

CONTRACT FOR: GENERAL CONSTRUCTION

APPLICATION NO: #2

PERIOD TO: 8/5/14

PROJECT NOS: #1392,1393,
 #1394

CONTRACT DATE: 2/26/2014

Distribution to:

OWNER
 ARCHITECT
 CONTRACTOR

RECEIVED
 AUG 12 2014
 RWS ARCHITECTS

CONTRACTOR'S APPLICATION FOR PAYMENT

Application is made for payment, as shown below, in connection with the Contract. Continuation Sheet, AIA Document G703, is attached.

1. ORIGINAL CONTRACT SUM \$ 377350.00 ✓

2. Net change by Change Orders \$ 0.00

3. CONTRACT SUM TO DATE (Line 1 ± 2) \$ 377350.00

4. TOTAL COMPLETED & STORED TO DATE \$ 362200.00 ✓
 (Column G on G703)

5. RETAINAGE:

a. 5 % of Completed Work \$ 18110.00
 (Column D + E on G703)

b. 5 % of Stored Material \$ 0.00
 (Column F on G703)

Total Retainage (Lines 5a + 5b or
 Total in Column I of G703) \$ 18110.00 ✓

6. TOTAL EARNED LESS RETAINAGE \$ 344090.00 ✓
 (Line 4 Less Line 5 Total)

7. LESS PREVIOUS CERTIFICATES FOR
 PAYMENT (Line 6 from prior Certificate) \$ 90259.50 ✓

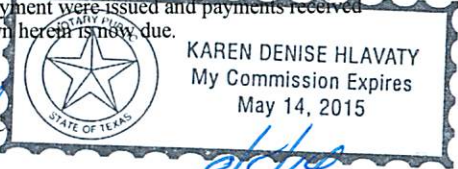
8. CURRENT PAYMENT DUE \$ 253830.50 ✓

9. BALANCE TO FINISH, INCLUDING RETAINAGE \$ 33260.00 ✓
 (Line 3 less Line 6)

CHANGE ORDER SUMMARY	ADDITIONS	DEDUCTS
Total changes approved in previous months by Owner		
Total approved this Month	\$0.00	\$0.00
TOTALS	\$0.00	\$0.00
NET CHANGES by Change Order		\$0.00

The undersigned Contractor certifies that to the best of the Contractor's knowledge, information and belief the Work covered by this Application for Payment has been completed in accordance with the Contract Documents, that all amounts have been paid by the Contractor for Work for which previous Certificates for Payment were issued and payments received from the Owner, and that current payment shown herein is now due.

CONTRACTOR: POLASEK CONSTRUCTION INC.



By: *[Signature]* Date: 8/5/14

State of: *Texas* County of: *Wharton*
 Subscribed and sworn to before me this *5th* day of *August*
 Notary Public: *Denise Hlavaty*
 My Commission expires: *May 14 2015*

ARCHITECT'S CERTIFICATE FOR PAYMENT

In accordance with the Contract Documents, based on on-site observations and the data comprising the application, the Architect certifies to the Owner that to the best of the Architect's knowledge, information and belief the Work has progressed as indicated, the quality of the Work is in accordance with the Contract Documents, and the Contractor is entitled to payment of the AMOUNT CERTIFIED.

AMOUNT CERTIFIED \$ 253,830.50

(Attach explanation if amount certified differs from the amount applied. Initial all figures on this Application and on the Continuation Sheet that are changed to conform to the amount certified.)

ARCHITECT:

By: *[Signature]* Date: 08.12.2014

This Certificate is not negotiable. The AMOUNT CERTIFIED is payable only to the Contractor named herein. Issuance, payment and acceptance of payment are without prejudice to any rights of the Owner or Contractor under this Contract.

REVIEWED
Mark Poff
08/20/2014

CONTINUATION SHEET

AIA DOCUMENT G703

PAGE OF PAGES

AIA Document G702, APPLICATION AND CERTIFICATION FOR PAYMENT, containing Contractor's signed certification is attached.

APPLICATION NO: #2
APPLICATION DATE: 8/5/14

In tabulations below, amounts are stated to the nearest dollar.

PERIOD TO: 8/5/14

Use Column I on Contracts where variable retainage for line items may apply.

ARCHITECT'S PROJECT NO: #1392

Myatt Security

A ITEM NO.	B DESCRIPTION OF WORK	C SCHEDULED VALUE	D WORK COMPLETED		F MATERIALS PRESENTLY STORED (NOT IN D OR E)	G		H BALANCE TO FINISH (C - G)	I RETAINAGE (IF VARIABLE RATE)
			FROM PREVIOUS APPLICATION (D + E)	THIS PERIOD		TOTAL COMPLETED AND STORED TO DATE (D+E+F)	% (G + C)		
1	DIVISION 1 - GEN. REQUIREMENTS								
2	BONDS / INSURANCE	\$5,200.00	\$5,200.00	\$0.00	\$0.00	\$5,200.00	100.00%	\$0.00	\$260.00
3	PROJECT COORDINATION	\$800.00	\$150.00	\$650.00	\$0.00	\$800.00	100.00%	\$0.00	\$40.00
4	PROJECT SUPERVISION	\$5,000.00	\$800.00	\$4,200.00	\$0.00	\$5,000.00	100.00%	\$0.00	\$250.00
5	MISC. GENERAL CONDITIONS	\$2,500.00	\$400.00	\$2,100.00	\$0.00	\$2,500.00	100.00%	\$0.00	\$125.00
6	CONTRACT CLOSEOUT	\$200.00	\$0.00	\$0.00	\$0.00	\$0.00		\$200.00	\$0.00
7	OWNER CONTINGENCY	\$3,000.00	\$0.00	\$0.00	\$0.00	\$0.00		\$3,000.00	\$0.00
8	CONTRACTOR FEE	\$12,000.00	\$2,000.00	\$10,000.00	\$0.00	\$12,000.00	100.00%	\$0.00	\$600.00
9	DIVISION 2 - SITEWORK								
10	SELECTIVE DEMOLITION	\$1,200.00	\$800.00	\$400.00	\$0.00	\$1,200.00	100.00%	\$0.00	\$60.00
11	DIVISION 3 - CONCRETE								
12	SHOTBLAST CONCRETE	\$750.00	\$750.00	\$0.00	\$0.00	\$750.00	100.00%	\$0.00	\$37.50
13	AQURON FLOOR SEALER	\$1,325.00	\$1,000.00	\$325.00	\$0.00	\$1,325.00	100.00%	\$0.00	\$66.25
14	DIVISION 6 - WOODS & PLASTICS								
15	FINISH CARPENTRY	\$1,200.00	\$0.00	\$1,200.00	\$0.00	\$1,200.00	100.00%	\$0.00	\$60.00
16	MILLWORK	\$9,940.00	\$0.00	\$9,940.00	\$0.00	\$9,940.00	100.00%	\$0.00	\$497.00
17	DIVISION 7 - MOISTURE PROT.								
18	BUILDING SEALANTS	\$300.00	\$0.00	\$300.00	\$0.00	\$300.00	100.00%	\$0.00	\$15.00
19	DIVISION 8 - DOORS & WINDOWS								
20	WOOD DOORS	\$2,185.00	\$1,985.00	\$200.00	\$0.00	\$2,185.00	100.00%	\$0.00	\$109.25
21	FINISH HARDWARE	\$21,245.00	\$20,745.00	\$500.00	\$0.00	\$21,245.00	100.00%	\$0.00	\$1,062.25
22	ALUMINUM STOREFRONT	\$26,000.00	\$0.00	\$26,000.00	\$0.00	\$26,000.00	100.00%	\$0.00	\$1,300.00
23	DIVISION 9 - FINISHES								
24	PORCELAIN TILE	\$3,000.00	\$0.00	\$3,000.00	\$0.00	\$3,000.00	100.00%	\$0.00	\$150.00
25	ACOUSTICAL WALL PANELS	\$1,350.00	\$0.00	\$1,350.00	\$0.00	\$1,350.00	100.00%	\$0.00	\$67.50
26	RESILIENT BASE / CARPET	\$1,100.00	\$0.00	\$1,100.00	\$0.00	\$1,100.00	100.00%	\$0.00	\$55.00
27	PAINTING	\$1,400.00	\$0.00	\$1,400.00	\$0.00	\$1,400.00	100.00%	\$0.00	\$70.00

CONTINUATION SHEET

AIA DOCUMENT G703

PAGE OF PAGES

AIA Document G702, APPLICATION AND CERTIFICATION FOR PAYMENT, containing Contractor's signed certification is attached.

APPLICATION NO: #2
APPLICATION DATE: 8/5/14

In tabulations below, amounts are stated to the nearest dollar.

PERIOD TO: 8/5/14

Use Column I on Contracts where variable retainage for line items may apply.

ARCHITECT'S PROJECT NO: #1392

Myatt Security

A ITEM NO.	B DESCRIPTION OF WORK	C SCHEDULED VALUE	D WORK COMPLETED		F MATERIALS PRESENTLY STORED (NOT IN D OR E)	G		H BALANCE TO FINISH (C - G)	I RETAINAGE (IF VARIABLE RATE)
			FROM PREVIOUS APPLICATION (D + E)	THIS PERIOD		TOTAL COMPLETED AND STORED TO DATE (D+E+F)	% (G + C)		
28	DIVISION 10 - SPECIALTIES								
29	INTERIOR GRAPHICS ALLOWANCE	\$400.00	\$0.00	\$100.00	\$0.00	\$100.00	25.00%	\$300.00	\$5.00
30	DIVISION 15 - MECHANICAL								
31	AIR DISTRIBUTION	\$2,600.00	\$2,600.00	\$0.00	\$0.00	\$2,600.00	100.00%	\$0.00	\$130.00
32	DIVISION 16 - ELECTRICAL								
33	ELECTRICAL SYSTEMS	\$23,200.00	\$0.00	\$23,200.00	\$0.00	\$23,200.00	100.00%	\$0.00	\$1,160.00
34	INTERCOM / FIRE ALARM	\$11,300.00	\$0.00	\$11,300.00	\$0.00	\$11,300.00	100.00%	\$0.00	\$565.00
35	DIVISION 17 - COMMUNICATIONS								
36	STRUCTURED CABLING / DATA	\$1,660.00	\$0.00	\$1,660.00	\$0.00	\$1,660.00	100.00%	\$0.00	\$83.00
	MYATT SECURITY TOTALS	\$138,855.00	\$36,430.00	\$98,925.00	\$0.00	\$135,355.00	97.48%	\$3,500.00	\$6,767.75

Users may obtain validation of this document by requesting of the license a completed AIA Document D401 - Certification of Document's Authenticity

CONTINUATION SHEET

AIA DOCUMENT G703

PAGE OF PAGES

AIA Document G702, APPLICATION AND CERTIFICATION FOR PAYMENT, containing Contractor's signed certification is attached.

APPLICATION NO: #2
APPLICATION DATE: 8/5/14

In tabulations below, amounts are stated to the nearest dollar.

PERIOD TO: 8/5/14

Use Column I on Contracts where variable retainage for line items may apply.

ARCHITECT'S PROJECT NO: #1393

Northside Security

A ITEM NO.	B DESCRIPTION OF WORK	C SCHEDULED VALUE	D WORK COMPLETED		F MATERIALS PRESENTLY STORED (NOT IN D OR E)	G		H BALANCE TO FINISH (C - G)	I RETAINAGE (IF VARIABLE RATE)
			FROM PREVIOUS APPLICATION (D + E)	THIS PERIOD		TOTAL COMPLETED AND STORED TO DATE (D+E+F)	% (G + C)		
1	DIVISION 1 - GEN. REQUIREMENTS								
2	BONDS / INSURANCE	\$3,700.00	\$3,700.00	\$0.00	\$0.00	\$3,700.00	100.00%	\$0.00	\$185.00
3	PROJECT COORDINATION	\$800.00	\$150.00	\$650.00	\$0.00	\$800.00	100.00%	\$0.00	\$40.00
4	PROJECT SUPERVISION	\$5,000.00	\$800.00	\$4,200.00	\$0.00	\$5,000.00	100.00%	\$0.00	\$250.00
5	MISC. GENERAL CONDITIONS	\$2,100.00	\$400.00	\$1,700.00	\$0.00	\$2,100.00	100.00%	\$0.00	\$105.00
6	CONTRACT CLOSEOUT	\$200.00	\$0.00	\$0.00	\$0.00	\$0.00		\$200.00	\$0.00
7	OWNER CONTINGENCY	\$3,000.00	\$0.00	\$0.00	\$0.00	\$0.00		\$3,000.00	\$0.00
8	CONTRACTOR FEE	\$12,000.00	\$2,000.00	\$10,000.00	\$0.00	\$12,000.00	100.00%	\$0.00	\$600.00
9	DIVISION 2 - SITEWORK								
10	SELECTIVE DEMOLITION	\$1,500.00	\$750.00	\$750.00	\$0.00	\$1,500.00	100.00%	\$0.00	\$75.00
11	DIVISION 3 - CONCRETE								
12	SHOTBLAST CONCRETE	\$750.00	\$750.00	\$0.00	\$0.00	\$750.00	100.00%	\$0.00	\$37.50
13	AQURON FLOOR SEALER	\$1,325.00	\$1,000.00	\$325.00	\$0.00	\$1,325.00	100.00%	\$0.00	\$66.25
14	DIVISION 6 - WOODS & PLASTICS								
15	FINISH CARPENTRY	\$1,880.00	\$0.00	\$1,880.00	\$0.00	\$1,880.00	100.00%	\$0.00	\$94.00
16	MILLWORK	\$8,650.00	\$0.00	\$8,650.00	\$0.00	\$8,650.00	100.00%	\$0.00	\$432.50
17	DIVISION 7 - MOISTURE PROT.								
18	BUILDING SEALANTS	\$300.00	\$0.00	\$300.00	\$0.00	\$300.00	100.00%	\$0.00	\$15.00
19	DIVISION 8 - DOORS & WINDOWS								
20	WOOD DOORS	\$2,185.00	\$1,985.00	\$200.00	\$0.00	\$2,185.00	100.00%	\$0.00	\$109.25
21	FINISH HARDWARE	\$21,245.00	\$20,745.00	\$500.00	\$0.00	\$21,245.00	100.00%	\$0.00	\$1,062.25
22	ALUMINUM STOREFRONT	\$49,700.00	\$0.00	\$49,700.00	\$0.00	\$49,700.00	100.00%	\$0.00	\$2,485.00
23	DIVISION 9 - FINISHES								
24	PORCELAIN TILE	\$3,000.00	\$0.00	\$3,000.00	\$0.00	\$3,000.00	100.00%	\$0.00	\$150.00
25	RESILIENT BASE / CARPET	\$950.00	\$0.00	\$950.00	\$0.00	\$950.00	100.00%	\$0.00	\$47.50
26	PAINTING	\$400.00	\$0.00	\$400.00	\$0.00	\$400.00	100.00%	\$0.00	\$20.00
27	DIVISION 10 - SPECIALTIES								
28	INTERIOR GRAPHICS ALLOWANCE	\$400.00	\$0.00	\$100.00	\$0.00	\$100.00	25.00%	\$300.00	\$5.00

CONTINUATION SHEET

AIA DOCUMENT G703

PAGE OF PAGES

AIA Document G702, APPLICATION AND CERTIFICATION FOR PAYMENT, containing Contractor's signed certification is attached.

APPLICATION NO: #2
APPLICATION DATE: 8/5/14

In tabulations below, amounts are stated to the nearest dollar.

PERIOD TO: 8/5/14

Use Column I on Contracts where variable retainage for line items may apply.

ARCHITECT'S PROJECT NO: #1393

Northside Security

A ITEM NO.	B DESCRIPTION OF WORK	C SCHEDULED VALUE	D WORK COMPLETED		F MATERIALS PRESENTLY STORED (NOT IN D OR E)	G		H BALANCE TO FINISH (C - G)	I RETAINAGE (IF VARIABLE RATE)
			D FROM PREVIOUS APPLICATION (D + E)	E THIS PERIOD		G TOTAL COMPLETED AND STORED TO DATE (D+E+F)	% (G + C)		
29	DIVISION 15 - MECHANICAL								
30	AIR DISTRIBUTION	\$1,800.00	\$1,800.00	\$0.00	\$0.00	\$1,800.00	100.00%	\$0.00	\$90.00
31	DIVISION 16 - ELECTRICAL								
32	ELECTRICAL SYSTEMS	\$18,700.00	\$0.00	\$18,700.00	\$0.00	\$18,700.00	100.00%	\$0.00	\$935.00
33	INTERCOM / FIRE ALARM	\$11,250.00	\$0.00	\$11,250.00	\$0.00	\$11,250.00	100.00%	\$0.00	\$562.50
34	DIVISION 17 - COMMUNICATIONS								
35	STRUCTURED CABLING / DATA	\$1,660.00	\$0.00	\$1,660.00	\$0.00	\$1,660.00	100.00%	\$0.00	\$83.00
NORTHSIDE SECURITY TOTALS		\$152,495.00	\$34,080.00	\$114,915.00	\$0.00	\$148,995.00	97.70%	\$3,500.00	\$7,449.75

Users may obtain validation of this document by requesting of the license a completed AIA Document D401 - Certification of Document's Authenticity

CONTINUATION SHEET

AIA DOCUMENT G703

PAGE OF PAGES

AIA Document G702, APPLICATION AND CERTIFICATION FOR PAYMENT, containing Contractor's signed certification is attached.

APPLICATION NO: #2
APPLICATION DATE: 8/5/14

In tabulations below, amounts are stated to the nearest dollar.

PERIOD TO: 8/5/14

Use Column I on Contracts where variable retainage for line items may apply.

ARCHITECT'S PROJECT NO: #1394

Northside Canopy

A ITEM NO.	B DESCRIPTION OF WORK	C SCHEDULED VALUE	D WORK COMPLETED		F MATERIALS PRESENTLY STORED (NOT IN D OR E)	G		H BALANCE TO FINISH (C - G)	I RETAINAGE (IF VARIABLE RATE)
			FROM PREVIOUS APPLICATION (D + E)	THIS PERIOD		TOTAL COMPLETED AND STORED TO DATE (D+E+F)	% (G + C)		
1	DIVISION 1 - GEN. REQUIREMENTS								
2	BONDS / INSURANCE	\$2,200.00	\$2,200.00	\$0.00	\$0.00	\$2,200.00	100.00%	\$0.00	\$110.00
3	PROJECT COORDINATION	\$300.00	\$100.00	\$200.00	\$0.00	\$300.00	100.00%	\$0.00	\$15.00
4	PROJECT SUPERVISION	\$1,000.00	\$200.00	\$400.00	\$0.00	\$600.00	60.00%	\$400.00	\$30.00
5	MISC. GENERAL CONDITIONS	\$900.00	\$100.00	\$800.00	\$0.00	\$900.00	100.00%	\$0.00	\$45.00
6	CONTRACT CLOSEOUT	\$100.00	\$0.00	\$0.00	\$0.00	\$0.00		\$100.00	\$0.00
7	CONTRACTOR FEE	\$6,000.00	\$1,000.00	\$5,000.00	\$0.00	\$6,000.00	100.00%	\$0.00	\$300.00
8	DIVISION 2 - SITEWORK								
9	DEMOLITION	\$9,300.00	\$9,300.00	\$0.00	\$0.00	\$9,300.00	100.00%	\$0.00	\$465.00
10	SELECT FILL	\$900.00	\$900.00	\$0.00	\$0.00	\$900.00	100.00%	\$0.00	\$45.00
11	DIVISION 3 - CONCRETE								
12	SIDEWALKS / RAMP	\$11,150.00	\$10,700.00	\$450.00	\$0.00	\$11,150.00	100.00%	\$0.00	\$557.50
13	DIVISION 10 - SPECIALTIES								
14	ALUMINUM CANOPY	\$46,500.00	\$0.00	\$46,500.00	\$0.00	\$46,500.00	100.00%	\$0.00	\$2,325.00
15	DIVISION 16 - ELECTRICAL								
16	ELECTRICAL SYSTEMS	\$7,650.00	\$0.00	\$0.00	\$0.00	\$0.00		\$7,650.00	\$0.00
	NORTHSIDE CANOPY TOTALS	\$86,000.00	\$24,500.00	\$53,350.00	\$0.00	\$77,850.00	90.52%	\$8,150.00	\$3,892.50

Users may obtain validation of this document by requesting of the license a completed AIA Document D401 - Certification of Document's Authenticity

Agenda Item Summary Sheet (4 B.1)
Meeting Date: August 26, 2014
Submitted by: Mark Pool, Superintendent

Information Only

**Consent Agenda
Business and Support
Services**

Report on High School Baseball and Softball Fields Complex
Construction Progress Meeting

Summary

Progress Meeting No. 17 was held on August 7, 2014; and Progress Meeting No. 18 was held on August 21, 2014. The following is a list of the work completed and the projected work reviewed and discussed at each meeting:

Progress Meeting No. 17 – August 7, 2014

Work Completed

1. Rough carpentry at Concessions Building complete
2. Concrete paving / walks 55% complete
3. Topsoil installation at softball field complete
4. Infield clay soils at baseball field complete
5. Topsoil installation at baseball field ongoing
6. Baseball bleacher installation 98% complete
7. Softball bleacher installation 98% complete
8. Irrigation systems at ball fields 98% complete
9. Outfield metal panel fence at softball ongoing
10. Exterior painting of hardi trims 75% complete
11. Interior painting at Concessions 98% complete
12. PEMB bleacher cover erection at baseball 90% complete
13. PEMB bleacher cover erection at softball 25% complete
14. Hardi ceilings at Concessions complete
15. Casework at Concessions 95% complete

Projected Work

1. Softball bleacher cover installation ongoing
2. Complete baseball bleacher cover erection
3. Complete installation of topsoil at baseball field
4. Outfield panel fence at softball field ongoing
5. Begin installation of metal panel fence at baseball field
6. Install stainless countertops at Concessions
7. Install overhead rolling counter doors
8. Install floor sealer at Concessions
9. Install hardi ceilings at Entry and dugouts
10. Lay grass at both fields

Progress Meeting No. 18 – August 21, 2014

Work Completed

1. Concrete paving / walks 55% complete
2. Topsoil installation at baseball 60% complete

3. Baseball and softball bleachers complete
4. Outfield metal panel fence at softball field complete
5. Outfield metal panel fence at baseball field ongoing
6. Black vinyl chain link fence at softball field 90% complete
7. Irrigation system at softball field complete
8. Exterior painting of hardi / trims at Concessions complete
9. Interior painting of Concessions 95% complete
10. Overhead rolling counter doors at Concessions complete
11. Casework and stainless counters complete
12. PEMB bleacher cover erection at baseball 90% complete
13. PEMB bleacher cover erection at softball 90% complete
14. Turf installation at softball field complete
15. Hardi trim and soffits complete at covered entry
16. Hardi trim and soffits at dugouts 40% complete
17. Light fixtures at Concessions 90% complete

Projected Work

1. Begin roofing at bleacher covers
2. Complete installation of topsoil at baseball field
3. Install turf at baseball field
4. Complete metal panel fence at baseball field
5. Complete irrigation system at baseball field
6. Complete hardi trim and soffits at dugouts
7. Exterior paint ongoing
8. Install floor sealer at Concessions
9. Begin installation of toilet fixtures at Restrooms
10. Begin installation of chain link fence at bullpens
11. Complete permanent electrical to Concessions

ECISD Board Policy

None.

Effective Date

August 7th and August 21th, 2014

Previous Board Action

During the construction phase of this project we will designate a section of the consent agenda each month to review and/or discuss construction issues.

Future Action Expected

During the construction phase of this project we will designate a section of the consent agenda each month to review and/or discuss construction issues.

Background Information and Significant Issues

The following Change Proposals have been approved:

- **No. 1** - Provide deletion of dug-out storage buildings. Provide storage at batting cages. Add \$696.00.
- **No. 2** – Provide relocation of chain link fencing from baseball batting cages to outfield fence along swale and sidewalk. No Charge.

- **No. 3** – Reduce length of the raised section of outfield fence by 40 ft at Boys' Baseball Field. Deduct (\$5,200.00)
- **No. 4** – Provide hydromulch in lieu of solid sod at commons areas. Deduct (\$17,517.25).
- **No. 5** – Install Owner provided drinking fountains at dugouts. Deduct (\$1,772.00)

Total Change Orders to Date..... (\$23,793.25)

Fiscal Impact

The Guaranteed Maximum Price for this project is \$2,386,707.00, which includes the following allowances:

- Graphics/ Front Entry.....\$4,000.00
- Materials Testing / Survey\$19,000.00
- **TOTAL\$23,000.00**
- Total Change Proposals Approved..... (\$23,793.25)
- **Remaining Allowances Balance..... \$46,793.25**

Student and Public Benefit

The Board and the general public are appropriately informed about the progress on the capital improvement projects.

Procedural and Reporting Implications

None.

Public Comments

None.

Alternatives

None.

Other Comments and Related Issues

None.

Attachments

- Construction Project Meeting No. 17, August 7, 2014
- Construction Project Meeting No. 18, August 21, 2014

Contact Person(s)

Mark Pool, Superintendent of School

Action Required

No action required.

Superintendent's Recommendation

Information only.

Mark Pool, Superintendent of Schools



POLASEK CONSTRUCTION, INC.

GENERAL CONTRACTORS • COMMERCIAL • RESIDENTIAL • DESIGN BUILD

Date: Thursday, August 07, 2014

El Campo Independent School District
New Baseball - Softball Complex


Time: 10:00 AM

Location: PCI Job Trailer

PROGRESS MEETING NO. 17

AGENDA

1. Review Previous Weeks Meeting Minutes
 - a. Status of action items
 - b. Comments or Changes
2. Review Logs - Discuss Outstanding Issues
 - a. RFI Logs
 - b. Submittal Logs
 - c. Minor Changes & Clarifications
 - d. Change Proposal Request & Change Proposals
 - e. Allowance Expenditure Authorizations
3. Review Schedule
 - a. Review work progress since previous meeting
 - b. Overall construction schedule and 3 week look ahead
 - c. Identify any material delivery issues or issues that may create delays
 - d. Change Proposal Request & Change Proposals
4. Review Field and Quality Control Issues
 - a. Previous week activity: Observations, problems, conflict, field directives
 - b. Schedule pre-installation conferences this week
 - c. Schedule inspections this week
 - d. Other issues and questions
5. New Issues
 - a. Polasek Construction, Inc.
 - b. El Campo Independent School District
 - c. RWS Architects, Inc.
6. Scheduled Meetings
 - a. Progress Meeting Number 18 to be held on Thursday, August 21, 2014 at the PCI job trailer.



POLASEK CONSTRUCTION, INC.

GENERAL CONTRACTORS • COMMERCIAL • RESIDENTIAL • INSTITUTIONAL

MEETING MINUTES

Date of Issue: 08/07/14

Date of Meeting: 07/10/14

Place of Meeting: ECISD Administration Building

Time of Meeting: 10:00 AM

Subject: Progress Meeting # 16

Present:

Mark Pool, Superintendent	El Campo ISD	
Jeff Balcar	El Campo ISD	
Tim Supak	El Campo ISD - Trustee	(absent)
Malcolm Gaus	RWS Architects, Inc.	
Greg Polasek	Polasek Construction, Inc.	
Tyler Williams	Polasek Construction, Inc.	(absent)
Kevin Stehling	Polasek Construction, Inc.	
Brent Bubela	El Campo Little League	(absent)
Pat Krpec	El Campo Little League	(absent)
David Bright	El Campo ISD	

Distribution: All Attendees

Submitted By: Greg Polasek, Project Manager, Polasek Construction, Inc.

Item No.	Item Description	Responsibility	Due Date	Status
1.0	<u>PREVIOUS ISSUES:</u>			
Mtg 15	15.01 ECISD requested the modifications necessary to the fencing on the softball field in order to allow for tarp storage. Measure existing tarp at current ballfield.	PCI		Open
	15.02 City of El Campo has updated the schedule to construct ECISD parking. Current information is for the month of October.	FYI		Closed
	15.03 ECISD to contact provider for permanent installation of phone. D-Mark. Jeff to consult with Turk about the possibility of a wireless connection from the maintenance building.	ECISD		Open

Item No.	Item Description	Responsibility	Due Date	Status
2.0	<p><u>A. CONSTRUCTION PROGRESS:</u></p> <ol style="list-style-type: none"> 1. Rough electrical at Concessions complete 2. Rough carpentry at Concessions Bldg. 95% complete 3. HVAC rough-in at Concessions complete 4. Concrete paving / walks 45% complete 5. Irrigation system at baseball field 98% complete 6. Irrigation system at softball field 98% complete 7. Baseball bleacher installation 95% complete 8. Softball bleacher installation 75% complete 9. Masonry at dumpster enclosure complete 10. Infield clay soil installation at softball field complete 11. Topsoil installation at softball field ongoing 12. PEMB bleacher cover erection at baseball 60% complete 13. PEMB bleacher cover erection at softball 10% complete 14. Hardi ceilings at Concessions 40% complete 15. Interior painting at Concessions ongoing <p><u>B. PROJECTED WORK:</u></p> <ol style="list-style-type: none"> 1. Complete rough carpentry at Concessions bldg. 2. Complete hardi ceilings at Concessions building 3. Interior paint at Concessions ongoing 4. Complete installation of bleachers at Softball field 5. Complete installation of bleachers at Baseball field 6. Softball bleacher cover installation ongoing 7. Complete erection of baseball bleacher cover 8. Complete installation of special soils at both fields 9. Complete installation of topsoil at softball field 10. Begin installation of topsoil at baseball field 11. Begin installation of chain link fence at batting cages 12. Install hardi ceilings at Entry and Ticket booth 			
3.0	<p><u>C. MATERIALS DELIVERY ISSUES / DELAYS:</u></p> <ol style="list-style-type: none"> 1. <p><u>FIELD ISSUES AND QUALITY CONTROL:</u></p> <ol style="list-style-type: none"> 1. <p><u>Comments related to construction activity</u></p> <p><u>Scheduled pre-installation conferences:</u></p> <ol style="list-style-type: none"> 1. 			

Item No.	Item Description	Responsibility	Due Date	Status
4.0	<u>DOCUMENT STATUS LOGS:</u> Submittal Log reviewed with the following comments: Outstanding: Current:			
4.1	<u>RFI Log reviewed:</u> None			
4.2	<u>CPR / AEA Log reviewed:</u> Outstanding: None Current: Note: <u>Minor Changes and Clarifications:</u> None			
5.0 Mtg 16	<u>NEW ISSUES</u> 16.01 None 16.02 16.03			

Next Team Meeting 07/24/14 @ 10:00 at the PCI Job Trailer

The preceding summation is our interpretation of the items discussed at the referenced meeting. Any persons desiring to add to or otherwise correct the minutes are requested to put their comments in writing to the project manager on or before the next meeting. Otherwise, the minutes will stand as written.



Greg Polasek
Project Manager
Polasek Construction, Inc.

END OF MINUTES



POLASEK CONSTRUCTION, INC.

GENERAL CONTRACTORS • COMMERCIAL • RESIDENTIAL • DESIGN BUILD

El Campo Independent School District Baseball - Softball Athletic Complex

Project Overview

Meeting Location:	Administration Bldg. El Campo, Texas	Date:	8/7/2014
		Time:	10:00 AM

1. SCHEDULE AND PROGRESS:

A. WORK COMPLETED

1. Rough carpentry at Concessions Bldg. complete
2. Concrete paving / walks 55% complete
3. Topsoil installation at softball field complete
4. Infield clay soils at baseball field complete
5. Topsoil installation at baseball field ongoing
6. Baseball bleacher installation 98% complete
7. Softball bleacher installation 98% complete
8. Irrigation systems at ballfields 98% complete
9. Outfield metal panel fence at softball ongoing
10. Exterior painting of hardi trims 75% complete
11. Interior painting at Concessions 98% complete
12. PEMB bleacher cover erection at baseball 90% complete
13. PEMB bleacher cover erection at softball 25% complete
14. Hardi ceilings at Concessions complete
15. Casework at Concession bldg. 95% complete

B. PROJECTED WORK:

1. Softball bleacher cover installation ongoing
2. Complete baseball bleacher cover erection
3. Complete installation of topsoil at baseball field
4. Outfield panel fence at softball field ongoing
5. Begin installation of metal panel fence at baseball field
6. Install stainless countertops at Concessions
7. Install overhead rolling counter doors
8. Install floor sealer at Concessions
9. Install hardi ceilings at Entry and dugouts
10. Lay grass at both fields
- 11.
- 12.
- 13.
- 14.
- 15.
- 16.

2. FIELD ISSUES

A. OUTSTANDING

- 1.

B. CURRENT

- 1.

Baseball – Softball Athletic Complex – Progress Report Photos



1. Concession stand casework installation



2. Concession stand casework installation



3. Concession stand soffit framing



4. Entrance ramp to softball bleachers



5. Entrance ramp to baseball bleachers



6. Bleacher cover structural framing

Baseball – Softball Athletic Complex – Progress Report Photos (2)



7. *Infield clay soils at baseball field*



8. *Concrete walks at main concourse*



9. *Infield clay at softball field*



10. *Bleacher cover erection at softball field*



11. *Outfield metal panel fence at softball field*

CHANGE PROPOSAL REQUEST LOG

Project: Baseball and Softball Complex
Architect: RWS Architects
Contractor: Polasek Construction, Inc.

El Campo ISD
Project No. 1388
8/7/14



SUMMARY (ALLOWANCES)

Graphics / Front Entry	\$	4,000.00
Materials Testing / Surveying	\$	19,000.00

TOTAL ALLOWANCE AMOUNT \$ 23,000.00

CPR TOTAL APPROVED TO DATE (\$23,793.25)
REMAINING BALANCE AFTER APPROVED CPRs \$ 46,793.25

TOTAL ESTIMATED/ PENDING CPRs \$0.00
REMAINING BALANCE AFTER PENDING AND APPROVED CPRs \$ 46,793.25



POLASEK CONSTRUCTION, INC.

GENERAL CONTRACTORS • COMMERCIAL • RESIDENTIAL • DESIGN BUILD

Date: Thursday, August 21, 2014

El Campo Independent School District
New Baseball - Softball Complex

Time: 10:00 AM

Location: ECISD Administration Building

PROGRESS MEETING NO. 18

AGENDA

1. Review Previous Weeks Meeting Minutes
 - a. Status of action items
 - b. Comments or Changes


2. Review Logs - Discuss Outstanding Issues
 - a. RFI Logs
 - b. Submittal Logs
 - c. Minor Changes & Clarifications
 - d. Change Proposal Request & Change Proposals
 - e. Allowance Expenditure Authorizations

3. Review Schedule
 - a. Review work progress since previous meeting
 - b. Overall construction schedule and 3 week look ahead
 - c. Identify any material delivery issues or issues that may create delays
 - d. Change Proposal Request & Change Proposals

4. Review Field and Quality Control Issues
 - a. Previous week activity: Observations, problems, conflict, field directives
 - b. Schedule pre-installation conferences this week
 - c. Schedule inspections this week
 - d. Other issues and questions

5. New Issues
 - a. Polasek Construction, Inc.
 - b. El Campo Independent School District
 - c. RWS Architects, Inc.

6. Scheduled Meetings
 - a. Progress Meeting Number 19 to be held on Thursday, September 04, 2014 at the ECISD Administration building.



POLASEK CONSTRUCTION, INC.

GENERAL CONTRACTORS • COMMERCIAL • RESIDENTIAL • INSTITUTIONAL

MEETING MINUTES

Date of Issue: 08/21/14
Date of Meeting: 08/07/14
Place of Meeting: ECISD Administration Building
Time of Meeting: 10:00 AM
Subject: Progress Meeting # 17
Present: Mark Pool, Superintendent El Campo ISD
 Jeff Balcar El Campo ISD
 Tim Supak El Campo ISD - Trustee (absent)
 Malcolm Gaus RWS Architects, Inc. (absent)
 Greg Polasek Polasek Construction, Inc. (absent)
 Tyler Williams Polasek Construction, Inc. (absent)
 Kevin Stehling Polasek Construction, Inc.
 Brent Bubela El Campo Little League (absent)
 Pat Krpec El Campo Little League
 David Bright El Campo ISD
Distribution: All Attendees

Submitted By: Greg Polasek, Project Manager, Polasek Construction, Inc.

Item No.	Item Description	Responsibility	Due Date	Status
1.0	<u>PREVIOUS ISSUES:</u>			
Mtg				
15	15.01 ECISD requested the modifications necessary to the fencing on the softball field in order to allow for tarp storage. Measure existing tarp at current ballfield.	PCI		Open
	15.03 ECISD to contact provider for permanent installation of phone. D-Mark. Jeff to consult with Turk about the possibility of a wireless connection from the maintenance building. Turk approved wireless connection.	ECISD		Closed
16	16.01 None			

Item No.	Item Description	Responsibility	Due Date	Status
2.0	<p><u>A. CONSTRUCTION PROGRESS:</u></p> <ol style="list-style-type: none"> 1. Rough carpentry at Concessions Bldg. complete 2. Concrete paving / walks 55% complete 3. Topsoil installation at softball field complete 4. Infield clay soils at baseball field complete 5. Topsoil installation at baseball field ongoing 6. Baseball bleacher installation 98% complete 7. Softball bleacher installation 98% complete 8. Irrigation systems at ballfields 98% complete 9. Outfield metal panel fence at softball ongoing 10. Exterior painting of hardi trims 75% complete 11. Interior painting at Concessions 98% complete 12. PEMB bleacher cover erection at baseball 90% complete 13. PEMB bleacher cover erection at softball 25% complete 14. Hardi ceilings at Concessions complete 15. Casework at Concession bldg. 95% complete <p><u>B. PROJECTED WORK:</u></p> <ol style="list-style-type: none"> 1. Softball bleacher cover installation ongoing 2. Complete baseball bleacher cover erection 3. Complete installation of topsoil at baseball field 4. Outfield panel fence at softball field ongoing 5. Begin installation of metal panel fence at baseball field 6. Install stainless countertops at Concessions 7. Install overhead rolling counter doors 8. Install floor sealer at Concessions 9. Install hardi ceilings at Entry and dugouts 10. Lay grass at both fields 11. 12. 			
3.0	<p><u>C. MATERIALS DELIVERY ISSUES / DELAYS:</u></p> <ol style="list-style-type: none"> 1. <p><u>FIELD ISSUES AND QUALITY CONTROL:</u></p> <ol style="list-style-type: none"> 1. <p><u>Comments related to construction activity</u></p> <p><u>Scheduled pre-installation conferences:</u></p> <ol style="list-style-type: none"> 1. 			

Item No.	Item Description	Responsibility	Due Date	Status
4.0	DOCUMENT STATUS LOGS: <u>Submittal Log reviewed with the following comments:</u> Outstanding: Current:			
4.1	<u>RFI Log reviewed:</u> None			
4.2	<u>CPR / AEA Log reviewed:</u> Outstanding: None Current: <u>Note:</u> <u>Minor Changes and Clarifications:</u> None			
5.0 Mtg 17	NEW ISSUES 17.01 Mark Pool requested that draw be submitted in order to have payment made before 8/31/2014. 17.02 17.03	PCI		Closed

Next Team Meeting 08/07/14 @ 10:00 at the PCI Job Trailer

The preceding summation is our interpretation of the items discussed at the referenced meeting. Any persons desiring to add to or otherwise correct the minutes are requested to put their comments in writing to the project manager on or before the next meeting. Otherwise, the minutes will stand as written.



Greg Polasek
Project Manager
Polasek Construction, Inc.

END OF MINUTES



POLASEK CONSTRUCTION, INC.

GENERAL CONTRACTORS • COMMERCIAL • RESIDENTIAL • DESIGN BUILD

El Campo Independent School District Baseball - Softball Athletic Complex

Project Overview

Meeting Location:	Administration Bldg. El Campo, Texas	Date:	8/21/2014
		Time:	10:00 AM

1. SCHEDULE AND PROGRESS:

A. WORK COMPLETED

1. Concrete paving / walks 55% complete
2. Topsoil installation at baseball 60% complete
3. Baseball and softball bleachers complete
4. Outfield metal panel fence at softball field complete
5. Outfield metal panel fence at baseball field ongoing
6. Black vinyl chain link fence at softball field 90% complete
7. Irrigation system at softball field complete
8. Exterior painting of hardi / trims at Concessions complete
9. Interior painting of Concessions 95% complete
10. Overhead rolling counter doors at Concessions complete
11. Casework and stainless counters complete
12. PEMB bleacher cover erection at baseball 90% complete
13. PEMB bleacher cover erection at softball 90% complete
14. Turf installation at softball field complete
15. Hardi trim and soffits complete at covered entry
16. Hardi trims and soffits at dugouts 40% complete
17. Light fixtures at Concessions 90% complete

B. PROJECTED WORK:

1. Begin roofing at bleacher covers
2. Complete installation of topsoil at baseball field
3. Install turf at baseball field
4. Complete metal panel fence at baseball field
5. Complete irrigation system at baseball field
6. Complete hardi trim and soffits at dugouts
7. Exterior paint ongoing
8. Install floor sealer at Concessions
9. Begin installation of toilet fixtures at Restrooms
10. Begin installation of chain link fence at bullpens
11. Complete permanent electrical to Concessions
- 12.
- 13.
- 14.

2. FIELD ISSUES

A. OUTSTANDING

- 1.

B. CURRENT


1. Obtain EDF's from ECISD

167

Baseball – Softball Athletic Complex – Progress Report Photos



1. Softball field final grade at outfield



2. Laser grading of outfield soils at Softball field



3. Vinyl coated chain link fence at Softball Field



4. Installation of special soils at bullpen



5. Concrete paving at concession area



6. Turf installation at softball outfield

Baseball – Softball Athletic Complex – Progress Report Photos (2)



7. Outfield turf at Softball field



8. Hardie ceilings at dug-outs



9. Covered bleacher structure at Softball field



10. Covered bleacher structure at Softball field



11. Rolling counter doors at Concession building



12. Rolling counter doors at Concession building

CHANGE PROPOSAL REQUEST LOG

Project: Baseball and Softball Complex
Architect: RWS Architects
Contractor: Polasek Construction, Inc.

El Campo ISD
Project No. 1388
8/21/14



SUMMARY (ALLOWANCES)

Graphics / Front Entry	\$	4,000.00
Materials Testing / Surveying	\$	19,000.00

TOTAL ALLOWANCE AMOUNT \$ 23,000.00

CPR TOTAL APPROVED TO DATE (\$23,793.25)
REMAINING BALANCE AFTER APPROVED CPRs \$ 46,793.25

TOTAL ESTIMATED/ PENDING CPRs \$0.00
REMAINING BALANCE AFTER PENDING AND APPROVED CPRs \$ 46,793.25

Agenda Item Summary Sheet (4 B.4)
Meeting Date: August 26, 2014
Submitted by: Mark Pool, Superintendent

Information Only

**Consent Agenda
Business and Support
Services**

Application(s) for Payment Approved by El Campo Little League for High School Baseball and Softball Fields Complex

Summary

As agreed upon in our Escrow Agreement with the El Campo Little League, the following procedures will be followed:

- Polasek Construction, Inc. will complete an *Application and Certification for Payment* and submit it with supporting documentation to RWS Architects.
- RWS will review the application and supporting documentation and if everything is correct will certify the application for payment.
- *Application and Certification for Payment* will be returned to El Campo Little League (Seller). Pat Krpec, former Little League board president, will approve the application and submit copies to El Campo ISD (Buyer) and Duckett, Bouligny & Collins L.L.P (Escrow Agent).
- Within three business days after receipt of the certified *Application and Certification for Payment* from El Campo Little League, the district will submit to the Escrow Agent additional earnest money in an amount equal to the amount certified by RWS Architects.
- Within two business days after receipt of the additional earnest money from the district, the Escrow Agent will disburse to Polasek Construction, Inc. an amount equal to the amount on the *Application and Certification for Payment* certified by RWS Architects.

ECISD Board Policy

None.

Effective Date

August 26, 2014

Previous Board Action

At the regular meeting on November 19, 2013, the Board approved a Real Estate Sales Contract and Facilities Use Agreement between the district and El Campo Little League. The Real Estate Sales Contract called for the district to periodically escrow additional earnest money that would be used to pay for construction draws by Polasek Construction, Inc.

Future Action Expected

The Board will review Applications for Payment from Polasek Construction, Inc. that have been certified by RWS Architects and approved by El Campo Little League as a part of the Consent Agenda each month throughout the duration of the High School Baseball and Softball Fields Complex construction project.

Background Information and Significant Issues None.

Fiscal Impact

Payment Recap for High School Baseball and Softball Fields Complex

Date Approved	Application for Payment No.	Total Completed and Stored	Retainage at 5.0%	Total Earned Less Retainage	Current Payment	Total Paid To Date	Balance to Finish
		Original Contract					\$2,386,707.00
01/09/14	1	\$61,353.00	\$3,067.65	\$58,285.35	\$58,285.35	\$0.00	\$2,328,421.65
01/09/14	2	\$115,803.00	\$5,790.15	\$110,012.85	\$51,727.50	\$58,285.35	\$2,276,694.15
01/09/14	3	\$236,638.00	\$11,831.90	\$224,806.10	\$114,793.25	\$110,012.85	\$2,161,900.90
01/09/14	4	\$347,415.00	\$17,370.75	\$330,044.25	\$105,238.15	\$224,806.10	\$2,056,662.75
01/09/14	5	\$477,758.00	\$23,887.90	\$453,870.10	\$123,825.85	\$330,044.25	\$1,932,836.90
02/21/14	6	\$680,627.75	\$34,031.39	\$646,596.36	\$192,726.26	\$453,870.10	\$1,740,110.64
03/31/14	7	\$912,274.75	\$45,613.74	\$866,661.01	\$220,064.65	\$646,596.36	\$1,520,045.99
05/15/14	8	\$1,069,917.25	\$53,495.86	\$1,016,421.39	\$149,760.38	\$866,661.01	\$1,370,285.61
06/02/14	9	\$1,323,419.25	\$66,170.96	\$1,257,248.29	\$240,826.90	\$1,016,421.39	\$1,129,458.71
07/03/14	10	\$1,732,344.25	\$86,617.21	\$1,645,727.04	\$388,478.75	\$1,257,248.29	\$740,979.96
08/05/14	11	\$2,062,663.25	\$103,133.16	\$1,959,530.09	\$313,803.05	\$1,645,727.04	\$427,176.91

Student and Public Benefit Monthly review of the Applications for Payment from the contractor that have been certified by the architects and approved by the Little League insures accounting transparency for the public on this project.

Procedural and Reporting Implications None.

Public Comments None.

Alternatives None.

Other Comments and Related Issues None

Attachments Copy of Application and Certification for Payment No. 11

Contact Person(s) David Bright, Assistance Superintendent of Finance and Operations

Action Required No action required.

Superintendent's Recommendation This is an information item only.

Mark Pool, Superintendent of Schools

APPLICATION AND CERTIFICATION FOR PAYMENT

AIA DOCUMENT G702

PAGE ONE OF

4 PAGES

TO OWNER: EC LITTLE LEAGUE
 P.O. BOX 586
 EL CAMPO, TEXAS

PROJECT: ECISD BASEBALL &
 SOFTBALL COMPLEX

FROM CONTRACTOR: POLASEK CONSTRUCTION INC.
 P.O. BX 64
 EL CAMPO, TEXAS 77437

VIA ARCHITECT: RWS ARCHITECTS INC.
 3100 TIMMONS, STE 410
 HOUSTON, TEXAS

CONTRACT FOR: GENERAL CONSTRUCTION

APPLICATION NO: #11

PERIOD TO: 8/5/14

PROJECT NOS: 1388

CONTRACT DATE: 3/5/2013

Distribution to:

OWNER

ARCHITECT

CONTRACTOR

RECEIVED
AUG 12 2014
 RWS ARCHITECTS

CONTRACTOR'S APPLICATION FOR PAYMENT

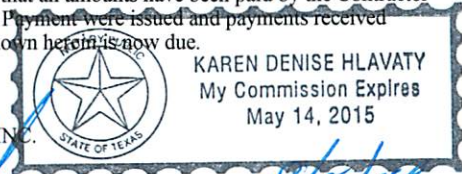
Application is made for payment, as shown below, in connection with the Contract. Continuation Sheet, AIA Document G703, is attached.

1. ORIGINAL CONTRACT SUM	\$	2386707.00
2. Net change by Change Orders	\$	0.00
3. CONTRACT SUM TO DATE (Line 1 + 2)	\$	2386707.00
4. TOTAL COMPLETED & STORED TO DATE	\$	2062663.25
(Column G on G703)		
5. RETAINAGE:		
a. <u>5</u> % of Completed Work	\$	103133.16
(Column D + E on G703)		
b. <u>5</u> % of Stored Material	\$	0.00
(Column F on G703)		
Total Retainage (Lines 5a + 5b or		
Total in Column I of G703)		
	\$	103133.16
6. TOTAL EARNED LESS RETAINAGE	\$	1959530.09
(Line 4 Less Line 5 Total)		
7. LESS PREVIOUS CERTIFICATES FOR		
PAYMENT (Line 6 from prior Certificate)	\$	1645727.04
8. CURRENT PAYMENT DUE	\$	313803.05
9. BALANCE TO FINISH, INCLUDING RETAINAGE	\$	427176.91
(Line 3 less Line 6)		

CHANGE ORDER SUMMARY	ADDITIONS	DEDUCTS
Total changes approved in previous months by Owner	\$0.00	
Total approved this Month	\$0.00	
TOTALS	\$0.00	\$0.00
NET CHANGES by Change Order		\$0.00

The undersigned Contractor certifies that to the best of the Contractor's knowledge, information and belief the Work covered by this Application for Payment has been completed in accordance with the Contract Documents, that all amounts have been paid by the Contractor for Work for which previous Certificates for Payment were issued and payments received from the Owner, and that current payment shown herein is now due.

CONTRACTOR: POLASEK CONSTRUCTION INC.



By: *[Signature]* Date: 8/5/14

State of: Texas County of: Wharton
 Subscribed and sworn to before me this 5th day of August
 Notary Public: *[Signature]*
 My Commission expires: May 14, 2015

ARCHITECT'S CERTIFICATE FOR PAYMENT

In accordance with the Contract Documents, based on on-site observations and the data comprising the application, the Architect certifies to the Owner that to the best of the Architect's knowledge, information and belief the Work has progressed as indicated, the quality of the Work is in accordance with the Contract Documents, and the Contractor is entitled to payment of the AMOUNT CERTIFIED.

AMOUNT CERTIFIED \$ 313,803.05

(Attach explanation if amount certified differs from the amount applied. Initial all figures on this Application and on the Continuation Sheet that are changed to conform to the amount certified.)

ARCHITECT: *[Signature]* Date: 08.12.2014

This Certificate is not negotiable. The AMOUNT CERTIFIED is payable only to the Contractor named herein. Issuance, payment and acceptance of payment are without prejudice to any rights of the Owner or Contractor under this Contract.

APPROVED
Mark Paul
08/20/2014

[Signature]

CONTINUATION SHEET

AIA DOCUMENT G703

PAGE OF PAGES

AIA Document G702, APPLICATION AND CERTIFICATION FOR PAYMENT, containing Contractor's signed certification is attached.

APPLICATION NO: #11
APPLICATION DATE: 8/5/14

In tabulations below, amounts are stated to the nearest dollar.

PERIOD TO: 8/5/14

Use Column I on Contracts where variable retainage for line items may apply.

ARCHITECT'S PROJECT NO: N/A

ECHS Athletic Complex

A ITEM NO.	B DESCRIPTION OF WORK	C SCHEDULED VALUE	D WORK COMPLETED		F MATERIALS PRESENTLY STORED (NOT IN D OR E)	G		H BALANCE TO FINISH (C - G)	I RETAINAGE (IF VARIABLE RATE)
			FROM PREVIOUS APPLICATION (D + E)	THIS PERIOD		TOTAL COMPLETED AND STORED TO DATE (D+E+F)	% (G + C)		
1	DIVISION 1 - GEN. REQUIREMENTS								
2	GENERAL CONDITIONS	\$36,000.00	\$21,000.00	\$4,000.00	\$0.00	\$25,000.00	69.44%	\$11,000.00	\$1,250.00
3	INSURANCE	\$7,500.00	\$7,500.00	\$0.00	\$0.00	\$7,500.00	100.00%	\$0.00	\$375.00
4	TESTING / FIELD SURVEYS	\$19,000.00	\$14,150.25	\$0.00	\$0.00	\$14,150.25	74.48%	\$4,849.75	\$707.51
5	CONSTRUCTION MANAGER FEE	\$46,798.00	\$28,000.00	\$4,500.00	\$0.00	\$32,500.00	69.45%	\$14,298.00	\$1,625.00
6	ARCHITECTURAL FEES	\$80,000.00	\$74,000.00	\$3,500.00	\$0.00	\$77,500.00	96.88%	\$2,500.00	\$3,875.00
7	CONSTRUCTION DOC PRINTING	\$1,353.00	\$1,353.00	\$0.00	\$0.00	\$1,353.00	100.00%	\$0.00	\$67.65
8	FINAL CLEAN	\$2,930.00	\$0.00	\$0.00	\$0.00	\$0.00		\$2,930.00	\$0.00
9	CONTRACTOR CONTINGENCY	\$7,147.00	\$1,500.00	\$0.00	\$0.00	\$1,500.00	20.99%	\$5,647.00	\$75.00
10	DIVISION 2 - SITEWORK								
11	EARTHWORK	\$38,753.00	\$32,000.00	\$0.00	\$0.00	\$32,000.00	82.57%	\$6,753.00	\$1,600.00
12	SELECT FILL MATERIALS	\$27,935.00	\$27,935.00	\$0.00	\$0.00	\$27,935.00	100.00%	\$0.00	\$1,396.75
13	FINAL SITE GRADING	\$2,500.00	\$0.00	\$0.00	\$0.00	\$0.00		\$2,500.00	\$0.00
14	EROSION CONTROL	\$3,800.00	\$3,300.00	\$500.00	\$0.00	\$3,800.00	100.00%	\$0.00	\$190.00
15	TERMITE CONTROL	\$1,424.00	\$1,424.00	\$0.00	\$0.00	\$1,424.00	100.00%	\$0.00	\$71.20
16	CONCRETE WALKS	\$110,085.00	\$44,700.00	\$15,000.00	\$0.00	\$59,700.00	54.23%	\$50,385.00	\$2,985.00
17	REINFORCING STEEL	\$8,009.00	\$8,018.00	(\$9.00)	\$0.00	\$8,009.00	100.00%	\$0.00	\$400.45
18	TRANSFORMER PAD / PULL BOX	\$3,600.00	\$3,600.00	\$0.00	\$0.00	\$3,600.00	100.00%	\$0.00	\$180.00
19	ORNAMENTAL FENCING	\$13,142.00	\$0.00	\$0.00	\$0.00	\$0.00		\$13,142.00	\$0.00
20	CHAIN LINK FENCING	\$67,072.00	\$14,000.00	\$43,000.00	\$0.00	\$57,000.00	84.98%	\$10,072.00	\$2,850.00
21	BACKSTOP / NETTING	\$45,645.00	\$27,400.00	\$4,000.00	\$0.00	\$31,400.00	68.79%	\$14,245.00	\$1,570.00
22	METAL PANEL FENCING	\$79,905.00	\$56,500.00	\$19,405.00	\$0.00	\$75,905.00	94.99%	\$4,000.00	\$3,795.25
23	BATTING CAGE FENCE / NETS	\$39,868.00	\$26,000.00	\$0.00	\$0.00	\$26,000.00	65.22%	\$13,868.00	\$1,300.00
24	WINDSCREENS AT BULLPENS	\$3,728.00	\$0.00	\$0.00	\$0.00	\$0.00		\$3,728.00	\$0.00
25	STORM WATER SYSTEMS	\$40,443.00	\$40,443.00	\$0.00	\$0.00	\$40,443.00	100.00%	\$0.00	\$2,022.15
26	SITE UTILITY CONNECTIONS	\$8,166.00	\$8,166.00	\$0.00	\$0.00	\$8,166.00	100.00%	\$0.00	\$408.30
27	FIELD DRAINAGE SYSTEMS	\$35,950.00	\$35,950.00	\$0.00	\$0.00	\$35,950.00	100.00%	\$0.00	\$1,797.50
28	SPORT FIELDS PREP / SOD	\$251,635.00	\$99,000.00	\$139,800.00	\$0.00	\$238,800.00	94.90%	\$12,835.00	\$11,940.00
29	IRRIGATION SYSTEM	\$71,500.00	\$20,900.00	\$35,000.00	\$0.00	\$55,900.00	78.18%	\$15,600.00	\$2,795.00
30	PUMP STATION	\$9,800.00	\$9,800.00	\$0.00	\$0.00	\$9,800.00	100.00%	\$0.00	\$490.00
31	GRASS AT COMMONS	\$23,926.00	\$0.00	\$0.00	\$0.00	\$0.00		\$23,926.00	\$0.00

CONTINUATION SHEET

AIA DOCUMENT G703

PAGE OF PAGES

AIA Document G702, APPLICATION AND CERTIFICATION FOR PAYMENT, containing Contractor's signed certification is attached.

APPLICATION NO: #11
APPLICATION DATE: 8/5/14

In tabulations below, amounts are stated to the nearest dollar.

PERIOD TO: 8/5/14

Use Column I on Contracts where variable retainage for line items may apply.

ARCHITECT'S PROJECT NO: N/A

ECHS Athletic Complex

A ITEM NO.	B DESCRIPTION OF WORK	C SCHEDULED VALUE	D WORK COMPLETED		F MATERIALS PRESENTLY STORED (NOT IN D OR E)	G		H BALANCE TO FINISH (C - G)	I RETAINAGE (IF VARIABLE RATE)
			FROM PREVIOUS APPLICATION (D + E)	THIS PERIOD		TOTAL COMPLETED AND STORED TO DATE (D+E+F)	% (G + C)		
32	DIVISION 3 - CONCRETE								
33	SITE LIGHTING FOOTINGS	\$2,200.00	\$0.00	\$0.00	\$0.00	\$0.00		\$2,200.00	\$0.00
34	CONCESSIONS FOUNDATION	\$22,948.00	\$22,948.00	\$0.00	\$0.00	\$22,948.00	100.00%	\$0.00	\$1,147.40
35	MAIN ENTRY FOUNDATIONS	\$4,200.00	\$4,200.00	\$0.00	\$0.00	\$4,200.00	100.00%	\$0.00	\$210.00
36	DUGOUT / BS FOUNDATIONS	\$61,680.00	\$61,680.00	\$0.00	\$0.00	\$61,680.00	100.00%	\$0.00	\$3,084.00
37	BATTING CAGE FOUNDATION	\$38,424.00	\$38,424.00	\$0.00	\$0.00	\$38,424.00	100.00%	\$0.00	\$1,921.20
38	REINFORCING STEEL	\$30,282.00	\$30,282.00	\$0.00	\$0.00	\$30,282.00	100.00%	\$0.00	\$1,514.10
39	DIVISION 4 - MASONRY								
40	CMU REINFORCMENT	\$4,316.00	\$4,316.00	\$0.00	\$0.00	\$4,316.00	100.00%	\$0.00	\$215.80
41	SPEC-BRIK MATERIALS	\$68,000.00	\$68,000.00	\$0.00	\$0.00	\$68,000.00	100.00%	\$0.00	\$3,400.00
42	SPEC-BRIK LABOR	\$54,826.00	\$52,500.00	\$0.00	\$0.00	\$52,500.00	95.76%	\$2,326.00	\$2,625.00
43	DIVISION 5 METALS								
44	MAIN ENTRY STRUCTURAL STEEL	\$17,345.00	\$17,345.00	\$0.00	\$0.00	\$17,345.00	100.00%	\$0.00	\$867.25
45	MISC STEEL / INSTALLATION	\$2,400.00	\$800.00	\$0.00	\$0.00	\$800.00	33.33%	\$1,600.00	\$40.00
46	DIVISION 6 - WOODS & PLASTICS								
47	ROUGH CARPENTRY	\$52,900.00	\$36,300.00	\$7,200.00	\$0.00	\$43,500.00	82.23%	\$9,400.00	\$2,175.00
48	WOOD TRUSSES	\$11,045.00	\$11,045.00	\$0.00	\$0.00	\$11,045.00	100.00%	\$0.00	\$552.25
49	DUGOUT BENCHES	\$8,824.00	\$8,824.00	\$0.00	\$0.00	\$8,824.00	100.00%	\$0.00	\$441.20
50	BATRACKS / HELMET STORAGE	\$3,550.00	\$3,550.00	\$0.00	\$0.00	\$3,550.00	100.00%	\$0.00	\$177.50
51	DIVISION 7 - MOISTURE PROTECT.								
52	BUILDING INSULATION	\$1,970.00	\$1,970.00	\$0.00	\$0.00	\$1,970.00	100.00%	\$0.00	\$98.50
53	MASONRY COATINGS	\$10,320.00	\$0.00	\$0.00	\$0.00	\$0.00		\$10,320.00	\$0.00
54	METAL ROOFING	\$45,103.00	\$43,600.00	\$1,503.00	\$0.00	\$45,103.00	100.00%	\$0.00	\$2,255.15
55	SEALANTS / CAULKING	\$10,740.00	\$0.00	\$0.00	\$0.00	\$0.00		\$10,740.00	\$0.00
56	DIVISION 8 - DOORS & WINDOWS								
57	HOLLOW METAL	\$8,777.00	\$7,770.00	\$500.00	\$0.00	\$8,270.00	94.22%	\$507.00	\$413.50
58	CEILING ACCESS DOORS	\$800.00	\$0.00	\$800.00	\$0.00	\$800.00	100.00%	\$0.00	\$40.00
59	ALUM. ROLLING COUNTER DOOR	\$8,658.00	\$8,658.00	\$0.00	\$0.00	\$8,658.00	100.00%	\$0.00	\$432.90
60	FINISH HARDWARE	\$4,994.00	\$3,800.00	\$0.00	\$0.00	\$3,800.00	76.09%	\$1,194.00	\$190.00
61	GLASS AND GLAZING	\$500.00	\$0.00	\$0.00	\$0.00	\$0.00		\$500.00	\$0.00

CONTINUATION SHEET

AIA DOCUMENT G703

PAGE OF PAGES

AIA Document G702, APPLICATION AND CERTIFICATION FOR PAYMENT, containing Contractor's signed certification is attached.

APPLICATION NO: #11
APPLICATION DATE: 8/5/14

In tabulations below, amounts are stated to the nearest dollar.

PERIOD TO: 8/5/14

Use Column I on Contracts where variable retainage for line items may apply.

ARCHITECT'S PROJECT NO: N/A

ECHS Athletic Complex

A ITEM NO.	B DESCRIPTION OF WORK	C SCHEDULED VALUE	D WORK COMPLETED		F MATERIALS PRESENTLY STORED (NOT IN D OR E)	G		H BALANCE TO FINISH (C - G)	I RETAINAGE (IF VARIABLE RATE)
			FROM PREVIOUS APPLICATION (D + E)	THIS PERIOD		TOTAL COMPLETED AND STORED TO DATE (D+E+F)	% (G + C)		
62	DIVISION 9 - FINISHES								
63	RESILIENT BASE	\$1,277.00	\$0.00	\$0.00	\$0.00	\$0.00		\$1,277.00	\$0.00
64	FLOOR SEALER	\$2,000.00	\$0.00	\$0.00	\$0.00	\$0.00		\$2,000.00	\$0.00
65	PAINTING	\$14,725.00	\$0.00	\$6,500.00	\$0.00	\$6,500.00	44.14%	\$8,225.00	\$325.00
66	DIVISION 10 SPECIALTIES								
67	TOILET PARTITIONS	\$8,220.00	\$6,400.00	\$0.00	\$0.00	\$6,400.00	77.86%	\$1,820.00	\$320.00
68	METAL LOUVERS	\$835.00	\$835.00	\$0.00	\$0.00	\$835.00	100.00%	\$0.00	\$41.75
69	FLAGPOLES	\$2,260.00	\$0.00	\$0.00	\$0.00	\$0.00		\$2,260.00	\$0.00
70	GRAPHICS ALLOWANCE	\$4,000.00	\$4,000.00	\$0.00	\$0.00	\$4,000.00	100.00%	\$0.00	\$200.00
71	INTERIOR GRAPHICS	\$1,798.00	\$1,798.00	\$0.00	\$0.00	\$1,798.00	100.00%	\$0.00	\$89.90
72	FIRE EXTINGUISHERS	\$600.00	\$600.00	\$0.00	\$0.00	\$600.00	100.00%	\$0.00	\$30.00
73	TOILET ACCESSORIES	\$2,745.00	\$2,160.00	\$0.00	\$0.00	\$2,160.00	78.69%	\$585.00	\$108.00
74	DIVISION 11 EQUIPMENT								
75	DIVISION 12 FURNISHINGS								
76	CASEWORK / STAINLESS TOPS	\$18,100.00	\$0.00	\$18,100.00	\$0.00	\$18,100.00	100.00%	\$0.00	\$905.00
77	DIVISION 13 SPECIAL CONSTRUCTION								
78	BATTING CAGE PEMB	\$41,524.00	\$39,100.00	\$0.00	\$0.00	\$39,100.00	94.16%	\$2,424.00	\$1,955.00
79	BLEACHER ROOF SYSTEM	\$91,580.00	\$78,000.00	\$9,600.00	\$0.00	\$87,600.00	95.65%	\$3,980.00	\$4,380.00
80	ANGLE FRAME BLEACHERS	\$145,820.00	\$139,000.00	\$6,820.00	\$0.00	\$145,820.00	100.00%	\$0.00	\$7,291.00
81	DIVISION 14 CONVEYING SYSTEMS								
82	DIVISION 15 - PLUMBING								
83	PLUMBING SYSTEMS	\$65,171.00	\$47,400.00	\$0.00	\$0.00	\$47,400.00	72.73%	\$17,771.00	\$2,370.00
84	DIVISION 15 - MECH. HVAC								
85	HVAC SYSTEMS	\$4,950.00	\$0.00	\$3,600.00	\$0.00	\$3,600.00	72.73%	\$1,350.00	\$180.00
86	DIVISION 16 - ELECTRICAL								
87	MAIN ELEC. SERVICE CONDUITS	\$16,500.00	\$16,500.00	\$0.00	\$0.00	\$16,500.00	100.00%	\$0.00	\$825.00
88	SITE LIGHTING	\$24,695.00	\$16,000.00	\$5,000.00	\$0.00	\$21,000.00	85.04%	\$3,695.00	\$1,050.00
89	SPORT LIGHTING	\$209,900.00	\$191,800.00	\$0.00	\$0.00	\$191,800.00	91.38%	\$18,100.00	\$9,590.00

CONTINUATION SHEET

AIA DOCUMENT G703

PAGE OF PAGES

AIA Document G702, APPLICATION AND CERTIFICATION FOR PAYMENT, containing Contractor's signed certification is attached.

APPLICATION NO: #11
APPLICATION DATE: 8/5/14

In tabulations below, amounts are stated to the nearest dollar.

PERIOD TO: 8/5/14

Use Column I on Contracts where variable retainage for line items may apply.

ARCHITECT'S PROJECT NO: N/A

ECHS Athletic Complex

A ITEM NO.	B DESCRIPTION OF WORK	C SCHEDULED VALUE	D WORK COMPLETED		F MATERIALS PRESENTLY STORED (NOT IN D OR E)	G		H BALANCE TO FINISH (C - G)	I RETAINAGE (IF VARIABLE RATE)
			FROM PREVIOUS APPLICATION (D + E)	THIS PERIOD		TOTAL COMPLETED AND STORED TO DATE (D+E+F)	% (G + C)		
90	GENERAL ELECTRICAL	\$139,147.00	\$134,500.00	\$2,000.00	\$0.00	\$136,500.00	98.10%	\$2,647.00	\$6,825.00
91	PUBLIC ADDRESS SYSTEM	\$26,944.00	\$21,600.00	\$0.00	\$0.00	\$21,600.00	80.17%	\$5,344.00	\$1,080.00
	GRAND TOTALS	\$2,385,207.00	\$1,732,344.25	\$330,319.00	\$0.00	\$2,062,663.25	86.48%	\$322,543.75	\$103,133.16

Agenda Item Summary Sheet (4 B.6)
Meeting Date: August 26, 2014
Submitted by: Mark Pool, Superintendent

Information Only

**Consent Agenda
Business and Support
Services**

Review of Invoices from RWS Architects, Inc.

Summary

Although payments to RWS Architects, Inc. are in accordance with their contract with the district, applications for payment are presented for review each month as a part of the Consent Agenda.

Invoice No. 8267 – El Campo High School Auditorium Renovations, Application for Payment No. 2. This invoice in the amount of \$63,750.0 is for professionals services provided through 100% completion of the Construction Document Phase.

Invoice No. 8274 – Myatt Elementary School New Proposed Security Entrance, Application for Payment No. 6. This invoice in the amount of \$1,312.18 is for professionals services provided through 80% completion of the Construction Administration Phase.

Invoice No. 8275 – Northside Elementary School New Proposed Security Entrance, Application for Payment No. 6. This invoice in the amount of \$1,326.70 is for professionals services provided through 80% completion of the Construction Administration Phase.

Invoice No. 8276 – Northside Elementary School Canopy Addition, Application for Payment No. 6. This invoice in the amount of \$670.80 is for professionals services provided through 80% completion of the Construction Administration Phase.

ECISD Board Policy

CH (LOCAL) PURCHASING AND ACQUISITION, PURCHASING AUTHORITY

Effective Date

August 26, 2014.

Previous Board Action

On November 20, 2007, the Board approved RWS Architects, Inc. as the design firm for the El Campo High School Addition and Renovations to Existing Science Building. Contract negotiations between ECISD and RWS Architects began, and the district's attorney authorized the superintendent to sign the contract on November 30, 2007.

Language in this contract provides for RWS to do miscellaneous projects for the district. Current projects are being done under that contract provision.

Applications for Payment are in accordance with Article 11.2 of this contract between the owner and the architect.

Future Action Expected

The Board will review Applications for Payment from RWS Architects as a part of the Consent Agenda each month throughout the duration of the construction projects.

Background Information and Significant Issues

El Campo High School Auditorium Renovations

Payment Recap for High School Auditorium Renovations

Date	Application for Payment No.	Invoice No.	Amount	Earned to Date	Balance Due
Fee at 7.5% of Construction Costs					\$159,375.00
7/9/14	2	8257	\$55,781.25	\$55,781.25	\$103,593.75
7/28/14	2	8267	\$63,750.00	\$119,531.25	\$39,843.75

Reimbursable Expenses

Date	Application for Payment No.	Invoice No.	Amount	Paid to Date
2/28/14	1 REIM	8224	\$5,840.33	\$5,840.33

Myatt Elementary School New Proposed Security Entrance

Payment Recap for Myatt Elementary School New Proposed Security Entrance

Date Submitted	Application for Payment No.	Invoice No.	Amount	Earned to Date	Balance to Finish
Fee at 7.5% of Construction Costs					\$10,414.12
1/31/14	1	8205	\$4,781.25	\$4,781.25	\$5,632.87
7/9/14	5	8258	\$3,904.12	\$8,685.37	\$1,728.75
8/12/14	6	8274	\$1,312.18	\$9,997.55	\$416.57

Recap of Reimbursable Expenses Paid for Myatt Elementary School New Proposed Security Entrance

Date	Application for Payment No.	Invoice No.	Amount	Paid to Date
1/31/14	2 REIM	8208	\$743.56	\$743.56
2/28/14	3 REIM	8218	\$1,275.00	\$2,018.56
3/5/14	4 REIM	8222	\$1,250.66	\$3,269.22

Northside Elementary School New Proposed Security Entrance

Payment Recap for Northside Elementary School New Proposed Security Entrance

Date Submitted	Application for Payment No.	Invoice No.	Amount	Earned to Date	Balance to Finish
Fee at 7.5% of Construction Costs					\$11,437.13
1/31/14	1	8206	\$6,862.50	\$6,862.50	\$4,574.63
7/9/14	5	8259	\$2,790.44	\$9,652.94	\$1,784.19
8/12/14	6	8275	\$1,326.70	\$10,979.64	\$457.49

Recap of Reimbursable Expenses Paid for Northside Elementary School New Proposed Security Entrance

Date	Application for Payment No.	Invoice No.	Amount	Paid to Date
1/31/14	2 REIM	8209	\$798.36	\$798.36
2/28/14	3 REIM	8219	\$1,275.00	\$2,073.36
2/28/14	4 REIM	8221	\$1,250.66	\$3,324.02

Northside Elementary School Canopy Addition

Payment Recap for Northside Elementary School Canopy Addition

Date Submitted	Application for Payment No.	Invoice No.	Amount	Earned to Date	Balance to Finish
Fee at 7.5% of Construction Costs					\$6,450.00
1/31/14	1	8207	\$7,875.00	\$7,875.00	-\$1,425.00
7/9/14	5	8261	-\$2,353.80	\$5,521.20	\$928.80
8/12/14	6	8276	\$670.80	\$6,192.00	\$258.00

Recap of Reimbursable Expenses Paid for Northside Elementary School Canopy Addition

Date	Application for Payment No.	Invoice No.	Amount	Paid to Date
1/31/14	2 REIM	8210	\$629.22	\$629.22
2/28/14	3 REIM	8220	\$1,275.00	\$1,904.22
2/28/14	4 REIM	8223	\$1,216.08	\$3,120.30

ECHS Tennis Court Overlay & Ricebird Stadium Track Repair – Sidewalk

Payment Recap for Ricebird Stadium Track Repair - Sidewalk

Date	Application for Payment No.	Invoice No.	Amount	Earned to Date	Balance Due
Fee at 7.5% of Construction Costs					\$14,804.25
7/9/14	2	8262	\$11,843.40	\$11,843.40	\$2,960.85

Payment Recap for Tennis Court Overlay

Date	Application for Payment No.	Invoice No.	Amount	Earned to Date	Balance Due
Fee at 7.5% of Construction Costs					\$2,295.75
7/9/14	2	8263	\$1,836.60	\$1,836.60	\$459.15

Reimbursable Expenses for Tennis Court Overlay & Ricebird Stadium Track Repair - Sidewalk

Date	Application for Payment No.	Invoice No.	Amount	Paid to Date
9/14/14	1 REIM	8260	\$250.37	\$250.37

Student and Public Benefit

Monthly review of the Applications for Payment from the district’s architect insures accounting transparency for the public on these projects.

Procedural and Reporting Implications

None.

Public Comments

None.

Alternatives

None.

Other Comments and Related Issues

None.

Attachments

- Invoice No. 8267 – El Campo High School Auditorium Renovations
- Invoice No. 8274 – Myatt Elementary School New Proposed Security Entrance
- Invoice No. 8275 – Northside Elementary School New Proposed Security Entrance
- Invoice No. 8276 – Northside Elementary School Canopy Addition

Contact Person(s)

David Bright, Assistance Superintendent of Finance and Operations

Action Required

None.

Superintendent's Recommendation

No action required.

Mark Pool, Superintendent of Schools

RWS Invoice

ARCHITECTS

To: **El Campo ISD**
 700 West Norris Street
 El Campo, Texas 77437

Attention: **Mr. Mark Pool, Superintendent**

Project: **El Campo High School
 Auditorium Renovations**

Project No.: 1383

Date: July 28, 2014

Invoice No.: 8267

RWS Application for Payment No.: 2

Fee Basis: 7 1/2% of Final Construction Cost

You're Purchase Order:

There is due at this time for professional services and/or reimbursable items on the above Project, the sum of:

Sixty Three Thousand Seven Hundred Fifty & No/100 Dollars \$63,750.00

The amount of the invoice is calculated as follows:

For Professional Services through 100% Completion of Construction Documents Phase

Estimated Construction Cost.....	\$2,125,000.00
Fee %	7.5%
Fee	\$ 159,375.00
Percent Complete	x 75.0%
Fee Earned	\$ 119,531.25
Less Previous Invoice.....	55,781.25
TOTAL AMOUNT DUE THIS INVOICE	\$ 63,750.00

	<u>Percentage of Total Fee By Phase</u>	<u>Degree of Completion of Phase</u>	<u>Percentage of Total Fee Earned</u>
SD	15%	100%	15%
DD	20%	100%	20%
CD	40%	100%	40%
Bidding	5%	0%	0%
Construction	20%	0%	0%
	<u>100%</u>		<u>75%</u>

THANK YOU

Payable at the offices of:

RWS Invoice

ARCHITECTS

To: **El Campo ISD**
 700 West Norris Street
 El Campo, Texas 77437

Attention: **Mr. Mark Pool, Superintendent**

Project: **Myatt Elementary School New Proposed Security Entrance**

Project No.: 1392

Date: August 12, 2014

Invoice No.: 8274

RWS Application for Payment No.: 6

Fee Basis: 7.5% of Final Construction Cost

You're Purchase Order:

There is due at this time for professional services and/or reimbursable items on the above Project, the sum of:

One Thousand Three Hundred Twelve & 18/100 Dollars **\$1,312.18**

The amount of the invoice is calculated as follows:

For Professional Services through 80% Completion of Construction Administration Phase

Construction Cost	\$138,855.00
Fee %	7.5%
Fee	\$ 10,414.12
Percent Complete	x 96.0%
Fee Earned	\$ 9,997.55
Less Previous Payment	8,685.37
TOTAL AMOUNT DUE THIS INVOICE	\$ 1,312.18

THANK YOU

	Percentage Of Total Fee By Phase	Degree of Completion of Phase	Percentage of Total Fee Earned
SD	15%	100%	15%
DD	20%	100%	20%
CD	40%	100%	40%
Bidding	5%	100%	5%
Construction	20%	80%	16%
	100%		96%

REVIEWED
Mark Pool
08/20/2014

Payable at the offices of:

187

RWS Invoice

ARCHITECTS

To: **El Campo ISD**
 700 West Norris Street
 El Campo, Texas 77437

Attention: **Mr. Mark Pool, Superintendent**

Project: **Northside Elementary School New Proposed Security Entrance**

Project No.: 1393

Date: August 12, 2014

Invoice No.: 8275

RWS Application for Payment No.: 6

Fee Basis: 7.5% of Final Construction Cost

You're Purchase Order:

There is due at this time for professional services and/or reimbursable items on the above Project, the sum of:

One Thousand Three Hundred Twenty Six & 70/100 Dollars **\$1,326.70**

The amount of the invoice is calculated as follows:

For Professional Services through 80% Completion of Construction Administration Phase

Construction Cost	\$152,495.00
Fee %	<u>7.5%</u>
Fee	\$ 11,437.13
Percent Complete	<u>x 96.0%</u>
Fee Earned	\$ 10,979.64
Less Previous Payment	<u>9,652.94</u>
TOTAL AMOUNT DUE THIS INVOICE	<u>\$ 1,326.70</u>

THANK YOU

	Percentage Of Total Fee By Phase	Degree of Completion of Phase	Percentage of Total Fee Earned
SD	15%	100%	15%
DD	20%	100%	20%
CD	40%	100%	40%
Bidding	5%	100%	5%
Construction	20%	80%	16%
	<u>100%</u>		<u>96%</u>

REVIEWED
Mark Pool
08/20/2014

Payable at the offices of:

188

RWS Invoice

ARCHITECTS

To: **El Campo ISD**
 700 West Norris Street
 El Campo, Texas 77437

Attention: **Mr. Mark Pool, Superintendent**

Project: **Northside Elementary School
 Canopy Addition**

Project No.: 1394

Date: August 12, 2014

Invoice No.: 8276

RWS Application for Payment No.: 6

Fee Basis: 7.5% of Final Construction Cost

You're Purchase Order:

There is due at this time for professional services and/or reimbursable items on the above Project, the sum of:

Six Hundred Seventy & 80/100 Dollars **\$670.80**

The amount of the invoice is calculated as follows:

For Professional Services through 80% Completion of Construction Administration Phase

Estimated Construction Cost.....	\$86,000.00
Fee %	<u>7.5%</u>
Fee	\$ 6,450.00
Percent Complete	<u>x 96.0%</u>
Fee Earned	\$ 6,192.00
Less Previous Payment	<u>5,521.20</u>
TOTAL AMOUNT DUE THIS INVOICE	<u>\$ 670.80</u>

THANK YOU

	<u>Percentage Of Total Fee By Phase</u>	<u>Degree of Completion of Phase</u>	<u>Percentage of Total Fee Earned</u>
SD	15%	100%	15%
DD	20%	100%	20%
CD	40%	100%	40%
Bidding	5%	100%	5%
Construction	<u>20%</u>	<u>80%</u>	<u>16%</u>
	100%		96%

Payable at the offices of:

189

Agenda Item Summary Sheet (4.B.7)
Meeting Date: August 26, 2014
Submitted by: Mark Pool, Superintendent

Action Required

Consent Agenda: Business and Support Services **Approval of 2014-2015 Vendors List**

Summary

House Bill 987 passed by the 81st Texas Legislature repealed the section of the Texas Education Code that required districts to receive quotes for purchases of personal property valued between \$10,000 and \$25,000, which we accomplished using a vendors list. Anything over \$25,000 required a formal bid process.

The new legislation changed that threshold to \$50,000, and the section that required us to approve a vendors list annually for purchases between \$10,000 and \$25,000 was deleted from policy CH (LEGAL) in Update 86 that was adopted by the Board on January 20, 2010.

However, out of an abundance of caution, both our auditors and legal counsel have recommended that we continue the “vendors list” practice. To not do so would require us to establish and track many more categories to make sure we do not exceed the \$50,000 aggregate threshold in any 12-month period. For example, one of the categories we now use is “Instructional Supplies.” We might reach the \$50,000 threshold quickly in this category without creating additional “micro-categories” for ELA/Reading supplies, math supplies, science supplies, etc. To track these “micro-categories” is simply not practical.

ECISD Board Policy No policy requirement.

Effective Date September 1, 2014

Previous Board Action In the past the Board has annually approved the district’s vendors list.

Future Action Expected The Board will continue to approve the district’s vendors list annually.

Background Information and Significant Issues None.

Fiscal Impact We continue to have the cost of notice publication, postage, and staff time to establish and maintain a vendors list.

Student and Public Benefit	Assists in making the most efficient use of district tax dollars.
Procedural and Reporting Implications	Vendors List is published.
Public Comments	None.
Alternatives	None.
Other Comments and Related Issues	None
Attachments	2014-2015 Vendors List
Contact Person(s)	David Bright, Assistant Superintendent of Finance and Operations
Action Required	Motion, second and majority vote to approve the Vendors List.
Superintendent's Recommendation	I recommend you approve the 2014-2015 Vendors List as part of the consent agenda. Mark Pool, Superintendent of Schools

2014-2015 ECISD Vendor Listing

Vendor Name

806 Technologies, Inc.
A.W. Peller and Associates
ABDO PUBLISHING (Magic Wagon & Spotlight)
Abecedarian
AbleNet Inc.
Abrams Learning Trends
Accelerate Learning, Inc.
Accu Cut, LLC
Ace Educational Supplies, Inc.
Ace Mart Restaurant Supply Co., Inc.
ACI Distributing & Mfg
Acme Architectural Hardware
ACP Direct
ACP, LLC
Action Based Learning
Active Parenting Publishers
Advanced Graphics
Advanced Troubleshooters LLC
AERBVI
Alamo Iron Works (Alamo Distribution)
Alert Services, Inc.
All American Balloons Wholesale
All Out Graphics
All Tire Supply Co.
Aluminum Athletic Equipment Co.
AMC Music LLC
American Ceramic Supply Co.
American Foundation for the Blind
American Legacy Publishing
American Tire Distributors (Formerly Gray's Wholesale Tire)
Appelbaum Training Institute
Applied Practice, Ltd.
Aramark Uniform Service
Armadillo Clay & Supplies
Armstrong Repair Center
ATech Training Inc.
Attainment Co., Inc.
Audio Electronics Inc.
Augmentative Communication Consultants, Inc.
Aves Audio Visual Systems, Inc.
Avinext
B.C.G.F.
B.E. Publishing
B&B Services
B&H Photo-Video-Pro Audio
Ballard & Tighe Publishers (Educational Ideas, Inc.)
Barbee Services, Inc.

Vendor Name

Barcelona Sporting Goods
Barnes & Noble Booksellers
Barron's Educational Series, Inc.
Bayou City Interests
Bearport Publishing
Behavioral Dynamics, Inc.
Belwether Media
Beta Technology
Bilingual Dictionaries, Inc.
Bill Overall and Associates/Herff Jones
Bio Corporation
BJ's Park & Recreation Products
Bound to Stay Bound Books, Inc.
Broad Reach
Brodart Co.
BSN Sports/Sport Supply Group
Buck Terrell Athletics
Buck's Wheel & Equipment Co.
Burmax Company, Inc.
C.A.R. Signs & Stickers
Calloway House
Camfil USA
Cannell Air Conditioning & Heating
Capstone
Capstone Classroom
Carolina Biological Supply Co.
Cavendish Square Publishing, LLC
Cengage Learning, Inc.
CEV Multimedia, LTD.
Chalk's Truck Parts
Cheerleading Company
Cheers Etc.
Chemsearch
Cherry Lake Publishing
Child's World (The) Attn: Amy Dols
Children's Plus, Inc.
Christal Vision
Clarke Dist. Co.
CM Auto Glass, Inc.
Coachcomm LLC
Coaches Video, LLC
Coast to Coast Computer Products, Inc.
Coastal Office Products
Collins Music Center
Colorado Time Systems
Communications&Emergency Products, Inc.
192Complete Book and Media Supply, Inc.

2014-2015 ECISD Vendor Listing

Vendor Name

Complete Records Management, Inc.
Computer Center (The)
ConServ Flag Co.
Continental Press
Continental Wireless Inc.
Contract Application Programming, Inc. (EPES Software)
Contract Paper Group, Inc.
Corporate Incentives, Inc. (Brady Hull & Associates)
CPO Science (CAMBRIDGE)
Crabtree Publishing Co.
Creative Mathematics
Crystal Springs Books (Staff Dev for Educators)
Custom Creations
Custom Sportswear, Inc.
D&D Commercial Rebuild, Inc.
D&S Marketing Systems, Inc.
Dance Sophisticates
Davis Publications, Inc.
Deanan Gourmet Popcorn
Delta Education
Demco, Inc.
DeMoulin Brothers & Company
Dewitt Poth & Son
Diamond Cleaning Equipment Co, Inc.
Dick Blick Company
Different Roads to Learning
Dinah-Might Adventures, LP
Discount Magazine Subscription Svc
Diversified Woodcrafts, Inc.
DLB Books, Inc.
Dluhos Refrigeration
Don Hart's Radiator Service Center, Inc.
Dramatic Publishing
Driving Safety Services
DynaStudy, Inc.
Dynavox Systems, LLC
EAN Holdings, LLC (Enterprise)
EBSCO Information Services& Subscriptions
ECS Learning Systems, Inc.
Educational Enterprises Recording Company
Educational Technology Learning
Educators Depot, Inc
El Campo Carpet One
El Campo Cycle Center
El Campo Glass
El Campo Office Supply
El Campo Parts, Inc.

Vendor Name

El Campo Refrigeration & Supply, Inc.
Eldridge A/C & Heat, Inc.
Elementary Spirit Zone
Elevator Transportation Service
Ellison Educational Equipment, Inc.
Empowering Writers, LLC
Eschenbach Optik of America
Escue & Associates
Estrellita
ETA Hand2Mind
Evan Moor Corporation
Executive Stitches
Exploration Company (The)
Explore Learning (Learning A-Z, Lazel, Inc)
Father Flanagan's Boys' Home
Firelight Books, LLC
First to the Finish, Inc. dba Sportwide
Fisher Science Education
Flatt Stationers
Flinn Scientific, Inc.
Floral Gardens
Floyette Originals, Inc.
Frankel's Costume Co., Inc.
Free Spirit Publishing
Freeman Decorating Services, Inc.
Frey Scientific (Delta Education&School Specialty)
Frog Publications, Inc.
Frog Street Press, Inc.
Fromuth Tennis
Fruhauf Uniforms, Inc.
Game Time c/o Total Recreation Products
Gandy Ink
Gareth Stevens Publishing
Garrett Book Company
Gaylord Brothers
Gene's Wrecker, Tire & Truck Repair LLC
General Binding Corporation (ACCO Brands USA, LLC)
GF Educators, Inc./The Teacher's Touch
Gilman Gear
Globe Ticket Company/Plastag Holdings
Gopher Sport
Gourmet Curriculum Press, Inc. (Gourmet Learning)
Gray Technologies
Great Ideas for Teaching
Greystone Educational Materials
GTM Sportswear
Guidance Group, Inc. (The)

2014-2015 ECISD Vendor Listing

Vendor Name

Gulf Bolt & Supply, Inc.
Gulf Coast Athletic Supply, Inc.
Gulf Coast Boiler Service
Gulf Coast Paper Co., Inc.
Gulf Coast Specialties
Gulf International Trucks
Gumdrop Books/ATTN: Bid Dept
H&H Overhead Door Company
Handwriting without Tears, Inc.
Happy Feet Inc.
Harcourt Outlines, Inc.
Hawthorne Educational Services, Inc.
Heavenly Helpers
Heavy Duty Bus Parts
Heinemann (Greenwood Publishing)
Helena Chemical
Hendrik-Long Publishing co.
Henry Schein, Inc.
Herff Jones Education Div/Nystrom
Hexco Inc.
High Scope Educational Research Foundation
Hobby Lobby Creative Center
Hodges Welding Supply
Hoffer Truck Company
Houchen Bindery Ltd.
Houghton-Mifflin Harcourt Publishing Co.
House of Ribbons
Huckster Packaging & Supply, Inc.
Hudl
Human Relations Media Center, Inc. (DBA) HRM Video
Humanware
Hunter's Air & Heat, Inc.
Hydrotex
Imagestuff.com
Independent Living Aids, Inc.
Infiniti Communications Tech
Insane Racing
Institute for Disabilities Research and Training Inc.
International Roadway Research
Interstate Battery System of Victoria
Interstate Music (Casco Interstate Music)
Inzer Advance Designs
ITSavvy, LLC
J.W. Pepper and Son, Inc. Dallas/Fort Worth
J&J Tours & Charters
Janak's Welding Supplies
Janelle Publications, Inc.

Vendor Name

Jones School Supply Co, Inc.
JS Printing, Inc.
Junior Library Guild (Attn: Ryan Hudson)
Just for Kix
Kamico Instructional Media
KAPCO
Kaplan Early Learning Company
Kelvin LP
Knebel Electric, Inc.
Knowbuddy Resources
Kuta Software, LLC
Lab Aids Inc.
Lakeshore Learning Materials
Language Circle Enterprises
Lead4ward, LLC
Leapin' Leotards
Learning Resources
Learning Seed
Learning Zone
Learning Zone Xpress
Lerner Publishing Group
Leslie G
Liberts
Library Store, Inc. (The)
Lone Star Glass
Lone Star Learning
Lonestar Copy Products
Longhorn Bus Sales
Lookout Books
Loose in the Lab
Louis Systems & Products, Inc.
Love and Logic Institute, Inc
Loving Guidance, Inc.
LS&S, LLC
Luber Brothers, Inc.
Mackin Educational Resources
Magnatag Visible Systems
Manson Western Corporation
Marcive Inc.
Marcy Cook Math
Marianna, Inc.
Mark's Plumbing Parts
Markerboard People (The)
Mason Crest Publishers
Master Communications (Asia for Kids/Culture for Kids)
Master Teacher (The)
Math Warm-Ups.com

2014-2015 ECISD Vendor Listing

Vendor Name

MBA Research and Curriculum Center
McCoy's Building Supply
McGraw Hill Companies
Medco Supply Company
Medcaleshop, Inc.
Mentoring Minds
Meriweather Publishing Ltd.
MFAC, LLC (M-F Athletic Co.)
MHS (MULTI HEALTH SYSTEMS)
Mickelson Pump Shop, Inc.
Mid American Research Chemical
Midwest Technology
Mitinet/Marc Software
Mometrix Media, LLC
Moore Medical LLC
Mountain Math/Mountain Language LLC
Mr. Gattis
MTF Equipment
Music in Motion, Inc.
Music is Elementary
Mustang Creek BBQ
NASCO
National Bugmobile, Inc.
National Center for Youth Issues
National Educational Systems
National Reading Styles Institute (NRSI)
National Restaurant Assoc. Solutions, LLC
National School Products
NCS Pearson, Inc.
Neff Motivation, Inc. (Neff Co.)
New Distributing Co., Inc.
New Path Learning, LLC
New Readers Press
Norwood House Press
Novak's Meat Market
Novel Units, Inc.
NxKem Products
Nxtec Products
O'Reilly Auto Parts
Oriental Trading Company, Inc.
Pacific Learning
Paddle Tramps Mfg. Co.
Paint Perfection by Kruppa
Paramount Promotions
Parent Institute (The)
PassAssured, LLC
Pathmark Traffic Products of Texas, Inc.

Vendor Name

Pearson Education, Inc. (Scott Foresman & Prentice Hall)
Pender's Music Co.
Penn State
Penner Electric Inc.
People's Education
Perceptual Development Corp. (Irken Institute)
Perfection Learning Corporation
Perma-Bound Books
Pitsco Education
Plank Road Publishing
Plumbmaster, Inc.
Pocket Full of Therapy
Popplers Music, Inc.
Porta Phone
Positive Action, Inc.
Positive Promotions
Power Systems, Inc.
Prasek's Hillje Smokehouse
Precision Data Products
Premier Agendas, Inc. (School Specialty)
Prentke Romich Company
Prestwick House
Pro Ed
Progress Testing
Promaxima MFG
Pueblo Hotel Supply
QA Systems, Inc.
QEP, Inc. Professional Books
Quill Corporation
R&R Printing
RAD Prints
Rain King Inc.
RBC Music Co., Inc.
Read Naturally
Reality Works
Really Good Stuff
Regional Steel Products, Inc.
Remedia Publications
Renaissance Learning, Inc.
Resources for Reading, Inc.
Responsive Learning
Reynolds Manufacturing Corp.
Ribbon Enterprises
Riddell/All American
Rioux, Inc.
Rising Star Education
Riverside Publishing Company

2014-2015 ECISD Vendor Listing

Vendor Name

RLP Services
RMG Learning Solutions
Romeo Music
Rosen Publishing
Rydin Decal
S&S Worldwide
Sablatura Frank P. Key & Lock Service
Saddleback Educational Publishing, Inc.
Sadlier Oxford (William H Sadlier, INC.)
Sala Printing Services
Sam Ash Quikship Corp.
Santillana USA Publishing Co.
Sargent-Welch/VWR
Scantex Business Sstems, Inc.
Schmidt Implement, Inc.
Scholastic Book Fairs
Scholastic Library Publishing
School Bus Parts Company
School Health Corporation
School Media Associates
School Nurse Supply, Inc. Attn: Jeff Giesel
School Outfitters
School Specialty
School Tech Inc
School Tee Factory
Scienterrific Games
Screen Stop (The)
Sebco Books
Seedling Braille Books for Children
Self Esteem Shop
Seon Design, Inc.
Service Supply of Victoria
Shearfix
Shoppa's Farm Supply, Inc.
Slosson Educational Publications, Inc.
Smart Apple Media
SmileMakers, Inc.
Soccer Post
Soechting Inc.
South Texas Balfour
South Texas Band & Formal
South Texas Oil & Dist
South Texas School Furniture
Southern Floral Company
Southern Importers & Exporters.
Southern Tire Mart
Southwest Book Company

Vendor Name

Specialty Supply & Installation LLC
Spectrum Corporation
Spirit Monkey, LLC
Sports Endeavors, Inc.
Star Zone Fashions)
Starfall Education
Steps to Literacy
Steve Spangler Science
Studica, Inc.
Sullivan Supply South, Inc.
Super Duper Publications
Superior Motor Parts
Superior Trophies
Supporting Science, Inc.
Sutherland Lumber Co., Southwest, Inc
Suzuki Music USA
Svatek Vending
Swim Shops of the Southwest
Teacher Direct
Teacher Gaming, LLC
Teacher Heaven
Teacher's Discovery/American Eagle Co., Inc.
Teacher's Toolbox (The)
Teaching Systems, Inc.
Team Express Distributing, LLC (Baseball Express& Softball Sales)
Team Go Figure
Tech Mesh Apparel, LLC
TecTronic Systems, Inc.
Terri's Stuff
Terry Brandl Welding, Inc.
Texas Multi-Chem. Ltd.
Texas Scenic Company, Inc.
Texas Swim Shop
Textbook Warehouse
The Costume Closet
The Guidance Group (Childswork/Childsplay & Bureau for At Risk Youth
Therapro, Inc.
Think Tank NTG
Thomas Petroleum
Thompson Print Solutions
Tommy Dluhos Welding, LLC
Tool Factory, Inc.
Tour-Rific Of Texas
Townsend Press
Triarco Arts & Crafts, Inc.
True Shine Cleaning Service
Tune In

2014-2015 ECISD Vendor Listing

Vendor Name

Ultimate Office Solutions, Inc.
United Agricultural Cooperative, Inc.
Universal Melody Services
US Games/Division of BSN Sports
Valiant Music Supply, Inc.
Vallant National AV Supply
Varsity Spirit Fashions ATTN: AM GIBBINS
VCS Security Systems, Inc.
Vernier Software & Technology
Victoria Bearing & Industrial Supply
Victoria Cabinetworks
Victoria Communications Services, Inc.
Victoria Fire & Safety Inc.
Virco, Inc.
Virtucom, Inc.
Vision Associates
Visual Techniques
VMS, Inc.
Vocational Biographies
VonDerAu Ford/VonDerAu Kawasaki
Voss Lighting
Voyager Learning Inc. and Sopris Learning
Ward's Natural Science/VWR Education, LLC
Watermark Graphics
Weldon, Williams & Lick
Wenger Corp.
West Music Company
Westwood Entertainment DBA Horseshoe Junction Family Fun Park
Whites Home & Auto Store
Wholesale Electric Supply
WhyTry, LLC.
William V. Mac Gill & Co.
Wisstech Enterprises
World Book, Inc.
World & I Online (The)
World Wide Imaging Supplies
Worthington Direct
Writing Academy (The)
Youth Light, Inc.
Zahourek System, Inc.
Zarsky Lumber
Zoo-Phonics

Action Required

Consent Agenda

Renewal of Interlocal Agreements with Purchasing Cooperatives for 2014-2015

Summary

Interlocal Agreements. Policy CH (LEGAL) states that to increase efficiency and effectiveness, the District may contract or agree with other local governments and with state agencies to perform some of its purchasing functions. An Interlocal agreement must be authorized by the Board and the governing body of each contracting party. These contracts may be renewed annually.

Although most of the agreements state that if the contract is not terminated by written notice that they automatically renew annually, we prefer that the Board actually takes formal action to renew these agreements.

The following is a list of Interlocal Purchasing Cooperatives that the district participates in:

- Region III Education Service Regional Purchasing Program
- Texas BuyBoard Cooperative Purchasing
The BuyBoard is a joint project of the Texas Association of School Boards, Texas Municipal League, and Texas Association of Counties
- Texas Cooperative Purchasing Network (TCPN)
The Cooperative Purchasing Network (TCPN) is an organization started in 1997 by Region 4 ESC in Houston, Texas to provide quality contracts to its Texas members. Subsequently, agencies in other states began to ask for access. TCPN then began to offer selected contracts nationally.
- Centralized Master Bidders List (CMBL)
The CMBL is a master database used by State of Texas purchasing entities to develop a mailing list for vendors to receive bids based on the products or services they can provide to the State of Texas. CMBL is managed out of the Office of the State Comptroller.
- Harris County Department of Education
The Purchasing Cooperative has been in existence for over 30 years and has grown its membership to over 450 entities. ECISD became a member of the cooperative in December 2003.

- The Interlocal Purchasing System (TIPS/TAPS) Program
The Interlocal Purchasing System (TIPS/TAPS) Program is through an Interlocal agreement with the Region VIII Education Service Center that provides cooperative purchasing opportunities to public agencies; i.e., schools, colleges, universities, and state, city, or county offices.
- PACE (Purchasing Association of Cooperative Entities) Purchasing Cooperative
Participation in the PACE Purchasing Cooperative is through an Interlocal agreement between ECISD and the Region 13 & 20 Education Service Centers.
- TEXBUY.NET
Participation in TEXBUY.NET will be through the Region 16 Education Service Center pending approval at this meeting.

ECISD Board Policy	CH (LEGAL), PURCHASING AND ACQUISITION
Effective Date	September 1, 2014
Previous Board Action	The Board annually renews Interlocal Agreements with purchasing cooperatives.
Future Action Expected	The Board annually renews Interlocal Agreements with purchasing cooperatives.
Background Information and Significant Issues	None.
Fiscal Impact	None.
Student and Public Benefit	Assists in making the most efficient use of district tax dollars.
Procedural and Reporting Implications	Renewal of Interlocal Agreements with Purchasing Cooperatives
Public Comments	None.

Alternatives	None.
Other Comments and Related Issues	None
Attachments	None.
Contact Person(s)	David Bright, Assistant Superintendent of Finance and Operations
Action Required	Motion, second and majority vote to approve renewal of Interlocal agreements with purchasing cooperatives.
Superintendent's Recommendation	I recommend you approve the annual renewal of Interlocal agreements with purchasing cooperatives as part of the consent agenda. Mark Pool, Superintendent of Schools

Agenda Item Summary Sheet (4 B.9)
Meeting Date: August 26, 2014
Submitted by: Mark Pool, Superintendent

Action Required

**Consent Agenda:
Business and Support
Services**

Resolution to Commit District Fund Balance

Summary

In accordance with the Governmental Accounting Standard Board (GASB) Statement 54 —“Fund Balance Reporting and Governmental Fund Type Definitions”, prior to the end of a fiscal year a resolution must be adopted by the Board of Trustees that *“commits fund balance to specific purpose(s) ..., but the amount(s), if any, which will be subject to the constraint, may be determined in the subsequent period.”* The committed amounts may be determined when the audited fund balance amounts are known after the fiscal year end.

ECISD Board Policy

CE (LOCAL), ANNUAL OPERATING BUDGET

Effective Date

2014-2015 Fiscal Year

Previous Board Action

Since 2011 the Board has annually adopted a resolution to commit fund balance at a meeting in August, prior to the end of the fiscal year, to comply with GASB 54.

Future Action Expected

The Board will annually adopt a resolution to commit fund balance prior to the end of each fiscal year in compliance with GASB 54.

**Background Information and
Significant Issues**

A Resolution has been prepared that commits an additional \$50,000 for future Turf replacement at the El Campo I.S.D. High School Stadium.

The Resolution also commits portions of the following Special Revenue and Other Funds unassigned fund balances to be determined when audited fund balance amounts are known:

- Campus Activity Funds
- Child Nutrition Funds
- Family Crisis Fund
- Non-Permanent High School Scholarship Funds
- Permanent High School Scholarship Funds
- Capital Projects Fund

Fiscal Impact	None.
Student and Public Benefit	The public will see a more structured classification for reporting fund balance.
Procedural and Reporting Implications	Once approved, amounts will be subject to annual financial audit.
Public Comments	None.
Alternatives	None.
Other Comments and Related Issues	None.
Attachments	<ul style="list-style-type: none"> • Resolution to Commit Fund Balance
Contact Person(s)	David Bright, Assistant Superintendent of Finance and Operations
Action Required	Motion, second and majority vote to approve the proposed Resolution to Commit Fund Balance.
Superintendent's Recommendation	<p>I recommend that the Board approve the proposed Resolution to Commit Fund Balance as a part of the Consent Agenda.</p> <p>Mark Pool, Superintendent of Schools</p>

El Campo I.S.D.
Resolution to Commit Fund Balance

STATE OF TEXAS
COUNTY OF WHARTON

RESOLUTION

The Board of Trustees of the El Campo Independent School District being convened in Regular Session at the El Campo I.S.D. Administration Office within the boundaries of the El Campo Independent School District, on the 26th day of August, 2014, with a quorum present in the persons of:

Trustees being absent: _____

WHEREAS Trustee _____ introduced the following order, moved its adoption, and the motion having been seconded by Trustee _____ was duly put and carried, said Order reading as follows:

IT IS HEREBY RESOLVED, ordered, and directed that the El Campo Independent School District commit the following portions of its August 31, 2014 General Fund unassigned fund balance.

BE IT RESOLVED, the District commits an additional \$50,000 for future Turf replacement at the El Campo I.S.D. High School Stadium.

BE IT RESOLVED, the District commits portions of its August 31, 2014, Special Revenue and Other Funds unassigned fund balances as follows:

- Campus Activity Funds – Funds generated at the campuses and accounted for in the campus activity special revenue funds are committed to the respective campus.
- Child Nutrition Funds – Funds generated by the child nutrition department and accounted for in the child nutrition special revenue fund are committed to child nutrition.
- Family Crisis Fund—Funds generated by interest earnings only are committed for family crisis spending.
- Non-Permanent High School Scholarship Funds—Funds generated are committed for awarding student scholarships.
- Permanent High School Scholarship Funds—Funds generated by interest earnings only are committed for awarding student scholarships.
- Capital Projects Fund—Funds generated, including interest earnings, are committed for renovations to existing school district buildings and properties.

Attest:

Tommy Turner, President
El Campo I.S.D. Board of Trustees

David Hodges, Secretary
El Campo I.S.D. Board of Trustees

Agenda Item Summary Sheet (4 B.10)
Meeting Date: August 26, 2014
Submitted by: Mark Pool, Superintendent

Information Only

**Consent Agenda:
Business and Support
Services**

Review of Monthly Financial Reports for Month of June

Summary

Although there is no statutory or policy requirement for the Board to do so, reviewing the Monthly Financial Report is a good practice for the Board to follow in overseeing the management of the District.

The report provides the Board with a current comparison of actual revenue and expenditures to the budget adopted for the General Fund.

The Tax Collections Report provides the Board with the District's current tax collections for the fiscal year.

The Cash Flow Report provides the Board with both a historical and current perspective of the District's monthly cash flow.

ECISD Board Policy

None.

Effective Date

July 31, 2014

Previous Board Action

Approval of 2013-2014 General Operating Budget on August 27, 2013.

Future Action Expected

The Board will review the monthly financial statements at each regular monthly board meeting.

**Background Information and
Significant Issues**

The audited fund balance in the General Fund (Fund 199 only) on August 31, 2013 was \$8,490,723, which is 31.26% of the approved General Fund operating expenditures (as defined in the AEIS Report) of \$27,161,780.

Fund balance designated for replacement of artificial turf at Ricebird Stadium is \$300,000, leaving an undesignated fund balance of \$8,190,723; or 30.16% of the approved General Fund operating expenditures (as defined in the AEIS Report).

The following budget amendments have reduced that amount throughout the year:

- Wireless Enhancements..... \$151,001
- Security Cameras 65,075
- Baseball/Softball Complex 1,646,729
- Special Education Buses..... 102,370
- FFA Project Center Land Acquisition 45,247
- Track and Tennis Court Resurfacing..... 228,000
- Elementary Security Entrances & Canopy 377,350
- TOTAL \$2,615,772

The current undesignated fund balance is \$5,574,951 or 20.52% of the approved General Fund operating expenditures (as defined in the AEIS Report).

Fiscal Impact

None.

Student and Public Benefit

Closely monitoring actual revenue and expenditures as compared to the adopted budget each month helps to ensure the efficient use of public funds.

Procedural and Reporting Implications

None.

Public Comments

None.

Alternatives

None.

Other Comments and Related Issues

Financial Report. In the General Operating Fund, we have received 93.06% of our amended revenue projections; and expended 88.46% of our amended expenditure estimates.

Compared to the same time last year, our revenue increased by \$477,321 and our expenditures increased by \$2,334,808.

	2009-2010		2010-2011		2011-2012		2012-2013		2013-2014	
	Rev	Exp	Rev	Exp	Rev	Exp	Rev	Exp	Rev	Exp
Sep	10.41%	10.59%	9.93%	10.95%	10.63%	12.13%	10.87%	15.21%	9.73%	13.30%
Oct	19.64%	17.92%	18.64%	18.81%	19.79%	20.05%	19.84%	22.74%	19.43%	21.26%
Nov	26.01%	25.17%	27.97%	23.69%	29.84%	27.07%	30.94%	28.88%	29.49%	28.75%
Dec	38.96%	32.11%	41.96%	30.73%	41.60%	33.20%	44.98%	35.39%	44.93%	35.84%
Jan	57.38%	39.07%	60.48%	37.99%	64.61%	40.50%	65.81%	42.09%	64.89%	43.90%
Feb	68.68%	50.45%	66.83%	48.02%	69.97%	50.83%	71.78%	51.52%	70.55%	52.93%
Mar	70.62%	58.65%	68.88%	55.20%	72.10%	57.21%	74.26%	57.69%	72.50%	60.40%
Apr	75.39%	65.99%	73.41%	62.72%	77.12%	64.95%	78.68%	65.38%	77.18%	68.40%
May	79.21%	72.77%	77.20%	69.62%	81.11%	71.59%	82.15%	71.53%	80.73%	76.17%
Jun	85.20%	80.00%	82.93%	76.81%	87.17%	78.14%	87.97%	79.86%	86.24%	81.52%
Jul	91.73%	85.63%	89.99%	84.05%	93.70%	85.44%	94.13%	88.19%	93.06%	88.46%
Aug	100.10%	98.92%	100.38%	98.74%	100.06%	98.47%	100.17%	98.97%		

Tax Collection Report. Our beginning tax levy of \$13,878,419 has been adjusted by \$19,378 giving us a new adjusted levy of \$13,897,797; and we have currently collected \$13,566,203 which amounts to 97.61% of the adjusted levy. This leaves an uncollected balance of \$331,595.

Delinquent collections YTD are \$289,288 plus \$213,664 in penalty and interest.

	2008-2009	2009-2010	2010-2011	2011-2012	2012-2013	2013-2014
Oct	0.00%	0.00%	0.35%	0.31%	0.21%	0.26%
Nov	2.58%	0.44%	8.60%	9.54%	12.48%	6.96%
Dec	32.28%	30.01%	39.54%	34.01%	39.14%	41.43%
Jan	81.82%	73.71%	81.26%	84.41%	83.67%	84.25%
Feb	93.04%	92.80%	93.50%	94.04%	94.27%	94.03%
Mar	94.06%	94.60%	94.95%	95.38%	95.47%	95.09%
Apr	94.97%	95.27%	95.52%	96.12%	96.07%	95.78%
May	95.61%	95.84%	96.26%	96.75%	96.51%	96.26%
Jun	96.69%	96.50%	96.67%	97.14%	96.88%	96.99%
Jul		96.83%	97.10%	97.65%	97.50%	97.61%
Aug	97.48%	97.17%	97.74%	97.90%	97.68%	
Sep	97.60%	97.37%	97.88%	97.98%	97.84%	

Cash Flow Report. The following spreadsheet shows the actual cash flow compared to the projected (historical) cash flow for the month.

Fiscal Year	Month			Year-to-Date		
	2012-2013	2013-2014	Difference	2012-2013	2013-2014	Difference
Revenue	\$1,893,331	\$2,072,438	\$179,107	\$28,896,887	\$47,659,067	\$18,762,180
Expenditures	\$2,616,451	\$3,613,226	\$996,775	\$26,930,408	\$47,702,655	\$20,772,247
Balance	(\$723,120)	(\$1,540,788)	(\$817,668)	\$1,966,479	(\$43,588)	(\$2,010,067)

- Attachments**
- Monthly Financial Report – July 31, 2014
 - Tax Collection Recap 2013-2014
 - Cash Flow Report 2013-2014

Contact Person(s) David Bright, Assistant Superintendent of Finance and Operations

Action Required No Action Required.

Superintendent's Recommendation This is an information report only.
Mark Pool, Superintendent of Schools

EL CAMPO INDEPENDENT SCHOOL DISTRICT
MONTHLY FINANCIAL REPORT
 August 26, 2014

**Comparison of Revenue and Expenditures
 to the Budget for the General Operating Fund
 9-1-13 to 7-31-14**

ESTIMATED REVENUE:

	<i>Original Budget</i>	<i>Amended Budget</i>	<i>Revenue Realized</i>	<i>Revenue Balance</i>
<i>Local:</i>	\$14,776,922	\$14,776,922	\$14,938,991	\$162,069
<i>State:</i>	\$15,207,443	\$15,207,443	\$12,823,409	(\$2,384,034)
<i>Federal:</i>	\$1,580,846	\$1,580,846	\$1,611,810	\$30,964
<i>Other Resources:</i>	\$0	\$0	\$0	\$0
<i>Total:</i>	\$31,565,211	\$31,565,211	\$29,374,209	(\$2,191,002)

ESTIMATE EXPENDITURES:

<i>Original Budget</i>	<i>Amended Budget</i>	<i>Expended</i>	<i>Outstanding Encumbrances</i>	<i>Expenditures Year to Date</i>	<i>Balance for Year</i>
\$31,565,211	\$34,180,983	\$29,735,709	\$500,100	\$30,235,809	\$3,945,174

COMPARISONS TO JULY 31 OF PRIOR YEAR:

	<i>2012-2013</i>	<i>2013-2014</i>	<i>Increase/ Decrease</i>
<i>Revenues:</i>	\$28,896,888	\$29,374,209	\$477,321
<i>Expenditures:</i>	\$27,901,001	\$30,235,809	\$2,334,808
<i>Cash Position:</i>	\$12,262,133	\$11,785,228	(\$476,905)
PRIOR MONTH CASH POSITION as of 6/30/14:		\$12,237,964	

GENERAL FUND - FUND BALANCE	GENERAL OPERATING	FUND BALANCE	% of OPERATING
GENERAL FUND - FUND BALANCE as of 8-31-09:	\$28,005,136	\$5,951,953	21.25%
GENERAL FUND - FUND BALANCE as of 8-31-10:	\$28,851,273	\$5,832,903	20.22%
GENERAL FUND - FUND BALANCE as of 8-31-11:	\$28,096,459	\$6,760,897	24.06%
GENERAL FUND - FUND BALANCE as of 8-31-12:	\$25,761,913	\$8,898,859	34.54%
GENERAL FUND - FUND BALANCE as of 8-31-13:	\$27,161,780	\$8,490,723	31.26%

BUDGET AMENDMENTS:

Appropriate funds for Wireless Enhancements from the General Fund Balance	\$151,001
Appropriate funds for Campus Security Cameras from the General Fund Balance	\$65,075
Transfer funds for the Baseball/Softball Complex from the General Fund Balance	\$1,646,729
Transfer funds to purchase two Special Ed buses from the General Fund Balance	\$102,370
Transfer funds for land acquisition for proposed FFA Project Center from the General Fund	\$45,247
Transfer funds for Track & Tennis Court Resurfacing from the General Fund Balance	\$228,000
Transfer funds for Elementary Security Entrances & Northside Canopy from General Fund	\$377,350

NOTE: Cash Position includes Local, State, and Federal Funds. Does not include Capital Projects.

**EL CAMPO INDEPENDENT SCHOOL DISTRICT
TAX COLLECTION RECAP
2013 - 2014**

Reporting Period	Beginning Levy	Adjustments	Adjusted Levy	Current Tax Year Collections	% Collected	% Collected Prior Year	Delinquent Collections	Penalty & Interest	Total Collections	Current Tax Year Uncollected
Monthly Recap										
Oct-13	\$13,878,419	\$72,730	\$13,951,150	35,650	0.26%	0.21%	\$53,574	\$17,467	\$106,691	
Nov-13	\$13,878,419	\$72,403	\$13,950,823	1,315,705	9.43%	12.27%	\$27,413	\$11,156	\$1,354,274	
Dec-13	\$13,878,419	\$40,789	\$13,919,209	4,415,353	31.72%	26.65%	\$16,997	\$10,487	\$4,442,837	
Jan-14	\$13,878,419	\$29,404	\$13,907,824	5,950,829	42.79%	44.51%	\$33,774	\$17,610	\$6,002,213	
Feb-14	\$13,878,419	\$27,276	\$13,905,695	1,358,514	9.77%	10.60%	\$50,143	\$45,967	\$1,454,624	
Mar-14	\$13,878,419	\$25,844	\$13,904,263	145,854	1.05%	1.19%	\$14,132	\$18,142	\$178,128	
April-14	\$13,878,419	\$22,549	\$13,900,969	92,665	0.67%	0.60%	\$25,668	\$21,817	\$140,149	
May-14	\$13,878,419	\$22,549	\$13,900,969	66,203	0.48%	0.45%	\$9,562	\$12,166	\$87,930	
Jun-14	\$13,878,419	\$22,914	\$13,901,333	102,537	0.74%	0.37%	\$16,166	\$21,705	\$140,408	
Jul-14	\$13,878,419	\$19,378	\$13,897,797	82,893	0.60%	0.56%	\$41,860	\$37,148	\$161,901	
Year To Date				13,566,203	97.61%	97.50%	289,288	213,664	\$14,069,155	\$331,595

EL CAMPO INDEPENDENT SCHOOL DISTRICT
Cash Flow
2013-2014

199	GENERAL FUND	Actual Sep-13	Actual Oct-13	Actual Nov-13	Actual Dec-13	Actual Jan-14	Actual Feb-14	Actual Mar-14	Actual Apr-14	Actual May-14	Actual Jun-14	Actual Jul-13	Actual Jul-14	Actual Aug-13	2012-13 Totals	
REVENUE:																
5700	Local Revenue:															
5711	Taxes Current Year	19,381	31,010	1,144,443	3,840,618	5,176,225	1,181,680	126,868	80,603	57,585	89,190	66,683	72,103	21,200	11,621,929	
5712	Taxes Prior Years	9,927	46,798	24,066	14,982	29,478	43,942	12,349	22,616	8,355	14,135	26,919	36,878	11,995	231,507	
5717	Misc-Vehicle Inventory	0	0	0	0	0	10,783	0	0	0	0	0	0	0	0	
5719	Pen, Int, & Other	10,827	15,539	10,107	9,702	16,505	40,801	15,948	19,437	10,728	19,023	19,150	33,088	10,275	166,055	
5720	Service to Other LEAs	0	0	0	0	0	0	0	0	0	0	0	0	0	0	
5730	Tuition and Fees	0	0	0	0	0	0	0	0	-200	11,240	0	0	4,652	10,027	
5740	Other Local Sources	5,278	3,305	243,599	3,806	4,248	4,096	3,850	5,859	3,238	2,768	12,052	5,029	295,656	411,402	
5750	Co/Curr Activities	22,571	22,069	18,556	4,595	3,283	2,494	719	26	559	0	17,775	21,560	2,888	129,977	
	Total Local Rev:	67,984	118,721	1,440,772	3,873,703	5,229,739	1,283,795	159,734	128,541	80,266	136,356	142,579	168,658	346,666	12,570,897	
5800	State Revenue:															
5811	Available School Fund	0	0	0	93,427	29,376	29,376	138,747	96,900	92,378	145,727	167,438	94,115	71,453	1,535,657	
5812	Foundation Entitlement	2,837,245	2,332,810	1,222,426	49,747	0	0	0	967,250	628,198	1,259,061	1,472,131	1,634,606	1,711,323	12,075,348	
5812	Founda Ent-Prior Yr	0	0	0	0	0	0	0	0	0	0	0	0	30,035	32,100	
5819	LEP Student Success Init	0	0	0	0	0	0	0	0	0	0	0	0	0	0	
5820	Misc State Program Rev	0	6,834	0	0	0	0	0	0	0	0	0	0	6,309	6,309	
5831	TRS On-Behalf	103,138	102,434	102,700	103,825	102,601	102,651	102,826	102,106	102,587	103,506	86,420	103,889	160,071	1,097,223	
	Total State Rev:	2,940,383	2,442,078	1,325,126	246,999	131,977	132,027	241,573	1,166,256	823,163	1,508,294	1,725,989	1,832,610	1,979,191	14,746,637	
5900	Federal Revenue:															
5930	Federal	0	283,668	0	4,231	0	0	0	0	4,315	0	0	6,304	4,945	142,433	
	Total Federal Rev:	0	283,668	0	4,231	0	0	0	0	4,315	0	0	6,304	4,945	142,433	
7900	Other Res/Non-Oper															
	Other Res/Non-Oper	0	0	0	0	0	0	0	0	0	735,254	0	0	0	199,850	
	Total Other Res:	0	0	0	0	0	0	0	0	0	735,254	0	0	0	199,850	
	Total Revenue:	3,008,367	2,844,467	2,765,898	4,124,934	5,361,716	1,415,822	401,307	1,294,797	907,744	2,379,904	1,868,568	2,007,573	2,330,803	27,659,817	
EXPENDITURES:																
6000	Expenditures:															
6100	Payroll Costs	1,130,298	1,698,951	1,720,586	1,726,120	1,694,389	1,720,841	1,721,032	1,694,897	1,737,904	1,758,012	1,559,322	1,732,422	2,273,327	19,749,410	
6200	Contracted Services	190,273	309,751	318,923	308,172	332,280	309,543	263,733	281,119	262,688	324,499	352,558	352,899	389,589	3,427,355	
6300	Supplies & Materials	105,692	87,818	144,296	126,131	148,015	72,797	162,010	193,907	215,683	194,721	163,244	73,146	138,906	1,603,574	
6400	Other Operating	36,999	223,652	23,308	44,324	215,905	57,181	35,112	223,415	135,917	77,023	187,464	191,762	283,143	1,579,403	
6500	Debt Services	0	0	500	0	0	98,675	0	0	0	21,659	0	-867	18,675	994,593	
6600	Capital Outlay	36,700	86,055	335,164	26,790	35,410	0	30,570	0	30,590	123,955	66,377	141,548	357,734	469,408	
8900	Other Uses/Non Operating	0	0	0	0	454,870	0	192,726	265,311	149,760	952,777	185,482	388,479	-2,749	244,212	
	Total Expenditures:	1,499,962	2,406,227	2,542,778	2,231,537	2,880,869	2,259,037	2,405,183	2,658,649	2,532,542	3,452,645	2,514,447	2,879,388	3,458,625	28,067,955	
	ENDING BALANCE	1,508,405	438,240	223,121	1,893,397	2,480,847	-843,216	-2,003,876	-1,363,852	-1,624,798	-1,072,742	-645,879	-871,815	-1,127,822	-408,138	
	GF FB as of 8/31/13	8,490,723														
		9,999,128	10,437,368	10,660,489	12,553,886	15,034,733	14,191,517	12,187,642	10,823,790	9,198,992	8,126,251	9,706,197	7,254,435	6,126,613		

240	FOOD SERVICE	Actual Sep-13	Actual Oct-13	Actual Nov-13	Actual Dec-13	Actual Jan-14	Actual Feb-14	Actual Mar-14	Actual Apr-14	Actual May-14	Actual Jun-14	Actual Jul-13	Actual Jul-14	Actual Aug-13	2012-13 Totals
REVENUE:															
5700	Local Revenue:														
	Earnings from Temp Dep			413	0	0	459	0	0	527	0	0	0	994	3,579
	Foundation Revenue														0
	Lunch	32,163	35,514	28,146	21,567	29,874	30,366	23,007	29,684	27,314	2,814	0	-10	20,398	243,170
	Breakfast	7,241	8,574	6,646	5,980	6,464	7,296	6,469	7,152	6,576	791	0	0	4,537	71,130
	A La Carte	8,563	9,853	8,162	6,740	8,998	10,605	7,420	10,889	10,274	1,706	0	0	2,769	78,948
	Adult Lunches	0	0	0	0	0	0	0	0	0	0	0	0	0	0
	Catering/Vending	0	0	0	269	1,105	1,181	0	1,042	1,408	4,250	89	219	1,435	9,574
	Summer Food Service	0	0	0	0	0	0	0	0	0	22	92	102	59	232
	Total Local Rev:	47,967	53,942	43,367	34,556	46,441	49,908	36,896	48,766	46,099	9,583	182	311	30,193	406,632
5800	State Revenue														
5829	Misc St Program Rev.	0	1,046	0	0	0	0	9,685	0	0	0	0	0	0	9,504
5831	TRS On-Behalf Benefit	0	0	0	0	0	0	0	0	0	0	0	0	0	0
	Total State Rev:	0	1,046	0	0	0	0	9,685	0	0	0	0	0	0	9,504
5900	Federal Revenue														
5921	School Breakfast	0	36,071	41,264	33,639	26,664	28,447	33,641	26,732	37,747	35,244	0	1,263	7,437	293,729
5922	National School Lunch	0	102,977	116,069	92,093	77,755	92,659	101,619	80,978	109,881	100,377	0	3,889	24,568	886,331
5923	USDA Donated Com	9,513	9,513	9,513	9,513	9,513	9,513	9,513	9,513	9,513	9,513	7,195	9,513	16,815	95,967
5929	Fed Rev TEA-Sum Feed	0	0	0	0	0	0	0	0	0	0	0	29,634	25,052	25,052
	Total Federal Rev:	9,513	148,562	166,846	135,246	113,933	130,619	144,774	117,224	157,141	145,135	7,195	44,299	73,872	1,301,079
7900	Other Res/Non-Oper:														
7940	Other Res/Non-Oper	0	0	0	0	0	0	0	0	0	0	0	0	0	0
	Total Other Res:	0	0	0	0	0	0	0	0	0	0	0	0	0	0
	Total Revenue:	57,481	203,550	210,213	169,802	160,374	180,527	191,355	165,990	203,240	154,718	7,377	44,610	104,065	1,717,215
EXPENDITURES:															
6000	Expenditures:														
6100	Payroll & Benefits	39,132	45,692	47,895	50,202	46,494	46,470	47,552	45,321	46,622	47,802	43,036	43,821	55,932	536,793
6200	Contracted Services	0	123,608	135,901	111,701	124,026	48,909	110,613	112,214	109,199	102,195	51,081	50,576	26,148	949,540
6300	Supplies & Materials	9,806	20,610	10,007	9,945	10,164	9,720	9,681	9,695	9,928	10,388	7,757	9,659	8,635	90,512
6400	Other Operating	11	165	105	160	55	61	234	42	80	197	130	0	130	1,085
6600	Capital Outlay	0	9,243	0	0	0	0	14,177	0	0	0	0	0	0	0
	Total Expenditures:	48,948	199,318	193,908	172,007	180,739	105,161	182,257	167,272	165,830	160,581	102,004	104,056	90,846	1,577,931
	ENDING BALANCE	8,533	12,765	29,071	26,865	6,500	81,865	90,963	89,681	127,091	121,229	127,919	61,782	75,001	139,284

511	DEBT SERVICE	Actual Sep-13	Actual Oct-13	Actual Nov-13	Actual Dec-13	Actual Jan-14	Actual Feb-14	Actual Mar-14	Actual Apr-14	Actual May-14	Actual Jun-14	Actual Jul-13	Actual Jul-14	Actual Aug-13	2012-13 Totals
REVENUE:															
5700	Local Revenue:														
5711	Taxes Current Year	2,909	4,640	171,262	574,735	774,605	176,834	18,986	12,062	8,617	13,347	10,008	10,790	3,182	1,738,138
5712	Taxes Prior Years	1,258	6,775	3,347	2,015	4,295	6,201	1,783	3,051	1,206	2,031	3,903	4,983	1,645	32,730
5719	Pen, Int, & Other	1,158	1,928	1,048	785	1,105	5,166	2,194	2,379	1,437	2,682	2,658	4,060	1,350	20,229
5742	Earnings Fm Temp Dep	92	90	107	166	344	388	394	390	410	404	817	423	456	6,826
	Total Local Rev:	5,417	13,434	175,764	577,702	780,348	188,590	23,357	17,883	11,671	18,464	17,386	20,255	6,633	1,797,924
5800	State Revenue:														
5829	St Rev Dist By TEA	0	0	22,190	0	0	0	0	0	0	0	0	0	0	53,770
	Total State Rev:	0	0	22,190	0	0	0	0	0	0	0	0	0	0	53,770
7900	Other Res/Non-Oper:														
7911	Issuance of Bonds	0	0	0	0	0	0	0	0	16,179,995	0	0	0	0	0
7916	Issuance of Bonds	0	0	0	0	0	0	0	0	1,369,608	0	0	0	0	0
7940	Other Res/Non-Oper Rev	0	0	1,619	0	0	0	0	0	-1,619	0	0	0	0	0
	Total Other Res:	0	0	1,619	0	0	0	0	0	17,547,983	0	0	0	0	0
	Total Revenue:	5,417	13,434	199,573	577,702	780,348	188,590	23,357	17,883	17,559,655	18,464	17,386	20,255	6,633	1,851,694
EXPENDITURES:															
6000	Expenditures:														
6500	Debt Service														
6511	Bond Principal	0	0	0	0	0	405,000	0	0	0	0	0	0	520,000	855,000
6521	Interest on Bonds	0	0	0	0	0	346,312	0	0	-15,529	0	0	0	469,384	945,469
6599	Other Debt Fees	0	0	500	0	0	0	400	0	282,082	0	0	0	0	900
8949	Other Uses-Bond Escrow	0	0	0	0	0	0	0	0	17,254,997	0	0	0	0	0
	Total Expenditures:	0	0	500	0	0	751,312	400	0	17,521,550	0	0	0	989,384	1,801,369
	ENDING BALANCE	5,417	18,851	217,924	795,626	1,575,974	1,013,252	1,036,209	1,054,092	1,092,197	1,110,660	1,033,076	1,130,916	148,165	50,325
Total Approved Budget															
199,240,511															
	TOTAL REVENUE	3,071,266	3,061,451	3,175,684	4,872,437	6,302,438	1,784,939	616,019	1,478,670	18,670,639	2,553,086	1,893,331	2,072,438	2,441,501	31,228,726
	TOTAL EXP	1,548,910	2,605,545	2,737,185	2,403,544	3,061,608	3,115,510	2,587,840	2,825,921	20,219,922	3,613,226	2,616,451	2,983,444	4,538,855	31,447,254
	ENDING BALANCE	1,522,355	1,978,262	2,416,761	4,885,654	8,126,484	6,795,912	4,824,091	3,476,840	1,927,557	867,417	1,968,333	-43,590	-2,140,944	

Agenda Item Summary Sheet (4 B.11)
Meeting Date: August 26, 2014
Submitted by: Mark Pool, Superintendent

Information Only

**Consent Agenda:
Business and Support
Services**

Review of Checks Written – July 2014

Summary

Although there is no statutory or policy requirement for the Board to review the bills paid during the previous month, a monthly review providing the Board an opportunity to ask questions regarding specific expenditures is a good practice for the Board to follow in overseeing the management of the District.

It is very helpful to the administration and helps in conducting an effective board meeting if questions are identified and asked prior to the meeting.

These bills have already been paid, and were previously authorized by the Board when you adopted the 2013-2014 General Operating Budget.

ECISD Board Policy

None.

Effective Date

July 31, 2014

Previous Board Action

Approval of 2013-2014 General Operating Budget on September 27, 2013 authorizing the expenditure of funds.

Future Action Expected

The Board will review the checks written for the previous month prior to each regular monthly board meeting.

**Background Information and
Significant Issues**

None.

Fiscal Impact

Historical comparison of monthly check totals:

	2009-2010	2010-2011	2011-2012	2012-2013	2013-2014
September	\$655,949.80	\$629,351.65	\$591,106.98	\$629,530.76	\$695,282.94
October	\$970,451.63	\$640,667.05	\$655,040.01	\$710,446.37	\$894,925.72
November	\$750,661.87	\$865,783.43	\$718,579.69	\$716,741.33	\$880,283.81
December	\$853,561.12	\$720,971.25	\$355,804.15	\$620,159.58	\$741,092.88
January	\$880,591.27	\$747,638.61	\$701,991.20	\$771,487.77	\$828,457.21
March	\$694,107.70	\$704,337.28	\$656,212.94	\$635,776.11	\$616,434.71
April	\$846,903.79	\$656,212.94	\$554,991.73	\$561,416.91	\$725,103.23
May	\$758,644.83	\$620,111.02	\$891,849.50	\$894,796.41	\$781,180.01
June	\$718,912.56	\$736,989.79	\$751,699.54	\$1,003,320.40	\$890,561.40
July	\$718,935.08	\$658,378.35	\$762,236.64	\$966,194.37	\$945,082.48
August	\$1,463,086.35	\$1,172,766.92	\$798,167.33	\$796,743.84	\$909,843.79
Total	\$9,311,806.00	\$8,153,208.29	\$7,437,679.71	\$8,306,613.85	\$8,908,248.18

Student and Public Benefit Close monitoring of monthly bills paid and monthly cash flow helps to ensure the efficient use of public funds.

Procedural and Reporting Implications None.

Public Comments None.

Alternatives None.

Other Comments and Related Issues None.

Attachments List of checks written during the month of July are available in electronic format and were emailed to each member of the Board.

Contact Person(s) David Bright, Assistant Superintendent of Finance and Operations

Action Required No action required. This is an information report only.

Superintendent's Recommendation Information only.
Mark Pool, Superintendent of Schools

Agenda Item Summary Sheet (4 C.1)
Meeting Date: August 26, 2014
Submitted by: Mark Pool, Superintendent

Action Required

**Consent Agenda:
Personnel**

PDAS Appraisal Calendar

Summary

Appraisal Calendar. According to the board policy DNA (LEGAL), PERFORMANCE APPRAISAL: EVALUATION OF TEACHERS, the District shall establish a calendar for teacher appraisals. The appraisal period for each teacher must include all of the days of the teacher's contract.

DNA (LEGAL) further states that observations during the appraisal period must be conducted during the required days of instruction for students during one school year.

The policy also specifies certain criteria that must be included in the calendar.

ECISD Board Policy

DNA (LEGAL), PERFORMANCE APPRAISAL: EVALUATION OF TEACHERS

DNA (LOCAL), PERFORMANCE APPRAISAL: EVALUATION OF TEACHERS

Effective Date

2014-2015 School Year.

Previous Board Action

The Board annually approves the PDAS Teacher Appraisal Calendar.

Future Action Expected

The Board annually approves the PDAS Teacher Appraisal Calendar.

Background Information and Significant Issues

DNA (LEGAL) specifies that the calendar shall:

- Exclude observations in the three weeks after the day of completion of the PDAS orientation in the school years when an orientation is required;
- Exclude observations in the three weeks after the day of completion of the PDAS orientation for teachers new to the PDAS;
- Exclude observations in the first three weeks of instruction in the school years when the PDAS orientation is not required;
- Prohibit observations on the last day of instruction before any official school holiday or on any other day deemed inappropriate by the Board; and

- Indicate a period for summative annual conferences that ends no later than 15 working days before the last day of instruction for students.
- In addition to those days on which observations are prohibited by law, the District does not schedule observations on the day before and the day after a school holiday, days scheduled for end-of-semester examinations, or days scheduled for state-mandated assessment or other standardized tests.

Fiscal Impact	None.
Student and Public Benefit	A teacher performance evaluation system is in place that complies with statutory requirements.
Procedural and Reporting Implications	None.
Public Comments	None.
Alternatives	None.
Other Comments and Related Issues	None
Attachments	<ul style="list-style-type: none"> • 2014-2015 Elementary & Middle School Appraisal Calendar • 2014-2015 High School Appraisal Calendar
Contact Person(s)	<p>Mark Pool, Superintendent of Schools</p> <p>Kelly Waters, Assistant Superintendent of Curriculum and Instruction</p>
Action Required	Motion, second and majority vote to approve the 2014-2015 PDAS Appraisal Calendars.
Superintendent's Recommendation	<p>I recommend you approve the 2014-2015 Teacher Appraisal Calendars as part of the Consent Agenda.</p> <p>Mark Pool, Superintendent of Schools</p>

Certified Appraisers

Professional Development and Appraisal System
El Campo ISD – 2014-2015

Teacher Appraisers:

Rich DuBroc, Todd Fuechec, Amy Araguz, Rodney Montello
Mark Freeman, Jerrell Barron, Ashley Taylor
Rebecca Crowell, Kyle Poenitzsch
Alicia Stary, Laura Pustejovsky
Mauri Couey, Deborah Capak
Mark Pool, Kelly Waters, Carolyn Gordon, Dan Hammock

Second Appraisers for Teachers:

Rich DuBroc, Todd Fuechec, Amy Araguz, Rodney Montello
Mark Freeman, Jerrell Barron, Ashley Taylor
Rebecca Crowell, Kyle Poenitzsch
Alicia Stary, Laura Pustejovsky
Mauri Couey, Deborah Capak
Mark Pool, Kelly Waters, Carolyn Gordon, Dan Hammock

Administrative Appraisers for Leadership Team:

Rich DuBroc -- evaluates two assistant principals and Dean of Instruction
Mark Freeman -- evaluates two assistant principals
Rebecca Crowell -- evaluates the assistant principal
Alicia Stary -- evaluates the assistant principal
Mauri Couey -- evaluates the assistant principal
Kelly Waters -- research and accountability coordinator, and instructional technology specialist
David Bright -- evaluates the system analyst and directors of transportation and maintenance
Mark Pool – evaluates three assistant superintendents, special education director, five principals, and the athletic director
Co-op Superintendents – special education director

Agenda Item Summary Sheet (5 A)
Meeting Date: August 26, 2014
Submitted by: Mark Pool, Superintendent

Action Required

Business and Operations

Approval of 2014-2015 General Operating Budget

Summary

According to district LEGAL policy, the Board shall adopt a budget to cover all expenditures for the succeeding fiscal year at the meeting called for that purpose and before the adoption of the tax rate for the tax year in which the fiscal year covered by the budget begins.

Texas Education Code § 44.002 requires that the Superintendent shall prepare, or cause to be prepared, a proposed budget covering all estimated revenue and proposed expenditures of the District for the following fiscal year. The proposed budget must be prepared before a date set by the State Board of Education, which currently is August 20.

Texas Education Code § 44.004 requires that after the proposed budget has been prepared, the Board President shall call a Board meeting for the purpose of adopting a budget for the succeeding fiscal year. Any taxpayer of the District may be present and participate in that meeting. The Board President shall also provide for publication of notice of the budget and proposed tax rate meeting in a newspaper published in the District.

Concurrently with the publication of the notice, the District shall post a summary of the proposed budget on the District's web site.

The Board has conducted two budget workshops to review and discuss the proposed budget and all of the legal requirements mentioned above have been met.

ECISD Board Policy

CE (LOCAL), ANNUAL OPERATING BUDGET

Effective Date

September 1, 2014

Previous Board Action

The Board annually approves the General Operating Budget for the District.

Future Action Expected

The Board annually approves the General Operating Budget for the District.

Background Information and Significant Issues

Revenue:

The proposed Maintenance & Operations Revenue is \$906,059 more

than the M&O Revenue for 2013-2014. Projected state revenue is \$120,889 less than the state revenue in 2013-2014 (includes Foundation School Program, Available School Fund, and TRS On Behalf); and projected local revenue is \$1,026,948 more than the local revenue in 2013-2014.

When all state, local, and federal General Fund revenue sources are considered our total revenue projection is \$28,947,689.

Expenditures:

On the expenditure side of the budget, our estimated expenditures for 2014-2015 General Fund are \$28,947,689. Estimated expenditures exceed last year’s budgeted expenditures by \$906,059; with \$345,832 of that increase in payroll and benefits.

When the Food Service Fund and the Debt Service Fund (the other two funds the Board approves in the General Operating Budget) are added to the General Fund our budget is balanced with total estimated revenues at \$32,388,175, and total estimated expenditures at \$32,388,175; an overall 2.6% or \$822,964 increase.

Taxes:

The Wharton County Central Appraisal District Certified Freeze-Adjusted Taxable Values for El Campo Independent School District increased by \$84,971,829.

Because of the increase in values we were able to reduce the debt service (Interest & Sinking Fund) tax rate from \$0.15564 to \$0.13798; a decrease of \$0.01766 (one and three-fourths cents). Since the Maintenance & Operations tax rate of \$1.04005 remains the same, then the total tax rate decreases by the same amount of decrease as seen in the I&S tax rate; i.e., from \$1.19569 to \$1.17803

The average taxable value of a residence in the district decreased by \$53,330 from \$101,830 to \$95,500. With a decrease in taxable value and a lower tax rate, the average residence will see a decrease in taxes due of \$57.21; i.e., from \$1,217.57 to \$1,160.36.

Fiscal Impact

Revenue Budget	\$32,388,175
Expenditure Budget	\$32,388,175

Student and Public Benefit

The budget is developed to provide taxpayers the most efficient use of their funds and students the best educational experience possible.

Procedural and Reporting Implications

The adopted budget must be filed with the Texas Education Agency on or before the date established in the *Financial Accountability System Resource Guide*.

Public Comments	A Public Hearing will be held on the proposed budget at this meeting prior to adoption.
Alternatives	None.
Other Comments and Related Issues	None
Attachments	<ul style="list-style-type: none"> • Copy of Proposed Budget as Presented at August 12, 2014 Budget Workshop • Copy of Ordinance for Adoption of Proposed 2014-2015 Budget
Contact Person(s)	<p>Mark Pool, Superintendent of Schools</p> <p>David Bright, Assistant Superintendent of Finance and Operations</p>
Action Required	Motion, second and majority vote to approve the 2014-2015 General Operating Budget that includes Funds 199, 240, and 511.
Superintendent's Recommendation	<p>I recommend that you approve the 2014-2015 General Operating Budget that has been proposed, which includes Funds 199, 240, and 511.</p> <p>Mark Pool, Superintendent of Schools</p>



ECISD PROPOSED

BUDGET

2014-2015

Submitted August 26, 2014

ECISD REGULAR BOARD MEETING

EL CAMPO INDEPENDENT SCHOOL DISTRICT

2014-2015

PROPOSED BUDGET

8/26/14

SUMMARY BY FUND

<u>FUND</u>	<u>PROGRAM DESCRIPTION</u>	<u>ESTIMATED REVENUES</u>	<u>ESTIMATED EXPENDITURES</u>	<u>SURPLUS/ DEFICIT</u>
199	General Fund	28,947,689	28,947,689	0
211	ESEA Title I, Part A	766,888	766,888	0
212	ESEA Title I, Part C-Migrant	52,791	52,791	0
240	Food Service Fund	1,801,221	1,801,221	0
244	Vocational Ed. - Basic Grant	45,004	45,004	0
255	ESEA Title II, Part A	169,611	169,611	0
263	Title III, Part A	40,502	40,502	0
313	IDEA - Part B, Formula	908,023	908,023	0
314	IDEA - Part B, Preschool	29,172	29,172	0
386	Deaf Education	149,309	149,309	0
410	State Instructional Materials	120,665	120,665	0
437	Shared Services - Special Ed.	1,774,948	1,774,948	0
459	O/M Consortium	60,193	60,193	0
461	Campus Activity Funds	90,700	90,700	0
479	Family Crisis Fund	53	53	0
511	Debt Service Fund	1,639,265	1,639,265	0
		\$36,596,034	\$36,596,034	\$0

EL CAMPO INDEPENDENT SCHOOL DISTRICT

2014-2015

PROPOSED BUDGET

8/26/14

SUMMARY BY FUND

<u>FUND</u>	<u>PROGRAM DESCRIPTION</u>	<u>ESTIMATED REVENUES</u>	<u>ESTIMATED EXPENDITURES</u>	<u>SURPLUS/ (DEFICIT)</u>
199	General Fund	28,947,689	28,947,689	0
240	Food Service Fund	1,801,221	1,801,221	0
511	Debt Service Fund	1,639,265	1,639,265	0
TOTAL ESTIMATED BUDGET		\$32,388,175	\$32,388,175	\$0

EL CAMPO INDEPENDENT SCHOOL DISTRICT

8/26/14

2014-2015

PROPOSED BUDGET

REVENUE PROJECTION

Year	Refined ADA	Rate	M&O Tax Rate	Certified Freeze- Adjusted	Local		State Revenue	Total M&O Revenue	Deficit/ Surplus vs 13/14	M&O Tax Rate	I&S Tax Rate	Total Tax Rate
					Revenue @ 98%	Revenue						
2009-10	3,201.9	SCR + .04	1.04005	1,073,320,252	11,443,462	16,242,943	27,686,405			1.04005	0.14904	1.18909
2010-11	3,239.3	SCR + .04	1.04005	1,076,011,418	11,506,719	16,135,094	27,641,813			1.04005	0.15485	1.19490
2011-12	3,250.0	SCR + .04	1.04005	1,064,125,826	11,447,235	14,521,715	25,968,950			1.04005	0.16312	1.20317
2012-13	3,274.3	SCR + .04	1.04005	1,083,920,893	11,739,941	13,677,109	25,417,050			1.04005	0.15610	1.19615
2013-14	3,277.3	SCR + .04	1.04005	1,099,507,749	11,935,975	13,966,823	25,902,798			1.04005	0.15564	1.19569
2014-15	3,356.0	SCR	1.00005	1,184,479,578	12,410,804	13,700,223	26,111,027	208,229				
2014-15	3,356.0	SCR + .01	1.01005	1,184,479,578	12,526,883	13,738,646	26,265,529	362,731				
2014-15	3,356.0	SCR + .02	1.02005	1,184,479,578	12,642,962	13,776,897	26,419,859	517,061				
2014-15	3,356.0	SCR + .03	1.03005	1,184,479,578	12,759,041	13,814,983	26,574,024	671,226				
2014-15	3,356.0	SCR + .04	1.04005	1,184,479,578	12,929,325	13,809,556	26,738,881	836,083				
										Local	State	Total
										993,350	(157,267)	836,083

EL CAMPO INDEPENDENT SCHOOL DISTRICT
2014-2015
PROPOSED BUDGET

8/26/14

Interest & Sinking Tax Rate Calculation

	Series 2006	Refunding Series 2013	Refunding Series 2014	Total	M&O Rate	I&S Rate	Total
Bond Principal	\$555,000	\$324,999	\$50,000	\$929,999	\$1.0401	\$0.1556	\$1.1957
Interest on Bonds	\$152,550	\$344,429	\$210,788	\$707,766			
Other Debt Fees	\$500	\$500	\$500	\$1,500			
Total Debt Service	\$708,050	\$669,928	\$261,288	\$1,639,265			

Debt Payment	EDA	Debt Service Fund Balance	Adjusted Debt	I&S Tax Rate	Incr/Deer	M&O Tax Rate	Total Tax Rate	I&S Tax Rate	Incr/Deer	M&O Tax Rate	Total Tax Rate
\$1,639,265	-\$21,396	\$0	\$1,617,869	\$0.13797	-\$0.018	\$1.04005	\$1.1780	\$0.12028	-\$0.035	\$1.04005	\$1.160
\$1,639,265	-\$21,396	-\$50,000	\$1,567,869	\$0.13370	-\$0.022	\$1.04005	\$1.174	\$0.11657	-\$0.039	\$1.04005	\$1.157
\$1,639,265	-\$21,396	-\$100,000	\$1,517,869	\$0.12944	-\$0.026	\$1.04005	\$1.169	\$0.11285	-\$0.043	\$1.04005	\$1.153
\$1,639,265	-\$21,396	-\$150,000	\$1,467,869	\$0.12518	-\$0.030	\$1.04005	\$1.165	\$0.10913	-\$0.046	\$1.04005	\$1.149
\$1,639,265	-\$21,396	-\$200,000	\$1,417,869	\$0.12091	-\$0.035	\$1.04005	\$1.161	\$0.10542	-\$0.050	\$1.04005	\$1.145
\$1,639,265	-\$21,396	-\$250,000	\$1,367,869	\$0.11665	-\$0.039	\$1.04005	\$1.157	\$0.10170	-\$0.054	\$1.04005	\$1.142
\$1,639,265	-\$21,396	-\$298,372	\$1,319,497	\$0.11252	-\$0.043	\$1.04005	\$1.153	\$0.09810	-\$0.057	\$1.04005	\$1.138

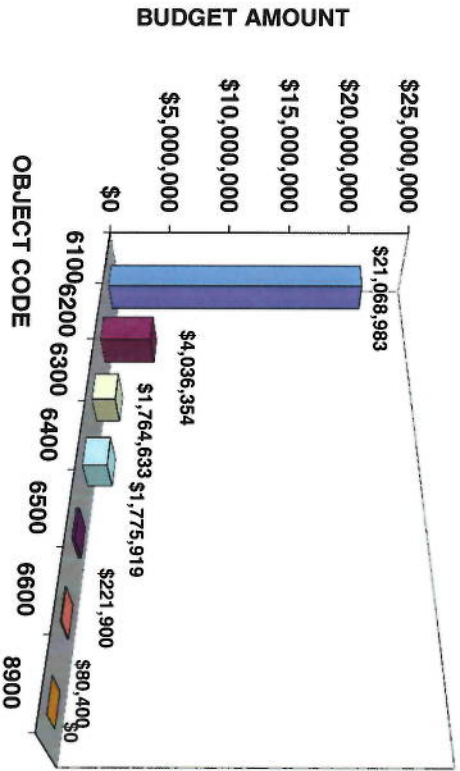
\$1,184,479,578
 CAD Estimate

\$1,372,347,220
 Additional \$188 Million

**EL CAMPO INDEPENDENT SCHOOL DISTRICT
2014-2015
PROPOSED BUDGET**

8/26/14

Total Budget by Object Code



BUDGET OBJECT	BUDGET	PERCENT of TOTAL
6100 - PAYROLL	\$21,068,983	72.78%
6200 - PURCHASED & CONTRACTED SVCS	4,036,354	13.94%
6300 - SUPPLIES & MATERIALS	1,764,633	6.10%
6400 - OTHER OPERATING EXPENSE	1,775,919	6.13%
6500 - DEBT SERVICE	221,400	0.76%
6600 - CAPITAL OUTLAY	80,400	0.28%
8900 - Other Uses	0	0.00%
	\$28,947,689	100.00%

* General Fund only

EL CAMPO INDEPENDENT SCHOOL DISTRICT
2014-2015
PROPOSED BUDGET

8/26/14

EXPENDITURES BY FUNCTION

GENERAL FUND - 199		% of		% of		Incr/	%	
Function	Function Category	2013-14 Approved	Total Budget	2014-15 Proposed	Total Budget	Decr.	Change	
11	Instruction	\$15,845,320	50.20%	\$16,030,406	49.49%	\$185,086	1.2%	\$95K-6100s; \$53K-6200s; \$108K-6300s; \$1K-6400s; \$50K-6600s
12	Instructional Resources & Media	\$588,798	1.87%	\$591,344	1.83%	\$2,546	0.4%	\$4K-6300s; \$2K-6400s
13	Curriculum & Staff Development	\$875,487	2.77%	\$885,534	2.73%	\$10,047	1.1%	\$16K-6100s; \$1K-6400s; \$4K-6200s; \$3K-6300s
21	Instructional Administration	\$275,654	0.87%	\$317,375	0.98%	\$41,721	15.1%	\$39K-6100s; \$2K-6400s
23	School Administration	\$1,738,751	5.51%	\$1,900,696	5.87%	\$161,945	9.3%	\$139K-6100s; \$4K-6200s; \$2K-6300s; \$1K-6400s
31	Guidance-Counseling Services	\$912,194	2.89%	\$922,502	2.85%	\$10,308	1.1%	\$7K-6100s; \$7K-6200s; \$3K-6300s
33	Health Services	\$200,605	0.64%	\$202,980	0.63%	\$2,375	1.2%	\$4K-6100s; \$2K-6300s
34	Pupil Transportation	\$898,633	2.85%	\$949,451	2.93%	\$50,818	5.7%	\$25K-6100s; \$1K-6200s; \$13K-6300s; \$1K-6400s; \$10K-6600s
35	Food Service	\$33,606	0.11%	\$34,789	0.11%	\$1,183	3.5%	\$1K-6100s
36	Cocurricular Activities	\$1,077,708	3.41%	\$1,137,360	3.51%	\$59,652	5.5%	\$22K-6100s; \$12K-6200s; \$71K-6300s; \$4K-6400s
41	General Administration	\$1,058,712	3.35%	\$1,068,804	3.30%	\$10,092	1.0%	\$17K-6100s; \$5K-6200s; \$6K-6300s; \$6K-6400s
51	Plant Maintenance & Operation	\$3,365,308	10.66%	\$3,474,543	10.73%	\$109,235	3.2%	\$133K-6200s; \$3K-6400s; \$13K-6100s; \$4K-6300s; \$10K-6600s
52	Security & Monitoring Services	\$136,550	0.43%	\$142,393	0.44%	\$5,843	4.3%	\$5.8K-6200s
53	Data Processing	\$58,980	0.19%	\$56,650	0.17%	-\$2,330	-4.0%	\$200s
61	Community Services	\$94,474	0.30%	\$85,337	0.26%	-\$9,137	-9.7%	\$7K-6100s; \$2K-6400s
71	Debt Service	\$115,850	0.37%	\$221,900	0.69%	\$106,050	91.5%	\$500s - Maintenance Tax Notes
93	Shared Services Arrangements	\$765,000	2.42%	\$925,625	2.86%	\$160,625	21.0%	6400s (Increase in all areas); \$05K-Medicaid Reimb.
TOTAL BUDGET FOR FUND 199		\$28,041,630	88.84%	\$28,947,689	89.38%	\$906,059	3.2%	
NATL SCHOOL LUNCH PROGRAM - 240								
35	Food Service	\$1,726,612	5.47%	\$1,801,221	5.56%	\$74,609	4.3%	\$57K-6100s; \$35K-6200s; \$15K-6300s; \$3K-6600s
TOTAL BUDGET FOR FUND 240		\$1,726,612	5.47%	\$1,801,221	5.56%	\$74,609	4.3%	
DEBT SERVICE - 511								
71	Debt Services	\$1,796,969	5.69%	\$1,639,265	5.06%	-\$157,704	-8.8%	\$45K-Bond Principal; \$203K-Interest on Bonds
TOTAL BUDGET FOR FUND 511		\$1,796,969	5.69%	\$1,639,265	5.06%	-\$157,704	-8.8%	
199,240,511 TOTAL EXPENDITURES		\$31,565,211	100.00%	\$32,388,175	100.00%	\$822,964	2.6%	

EL CAMPO INDEPENDENT SCHOOL DISTRICT
2014-2015
PROPOSED BUDGET

8/26/14

EXPENDITURE HISTORY

Year		Payroll		Contracted Services		Supplies		Other Operating		Debt Service		Capital Outlay		Total
		61XX	62XX	63XX	64XX	65XX	66XX							
2004-05	Actual	\$17,326,489	\$2,448,262	\$1,310,390	\$1,112,613	\$508,815	\$511,133	\$23,217,702						
2005-06	Actual	\$17,843,367	\$2,490,550	\$1,387,006	\$1,093,138	\$523,816	\$381,297	\$23,719,174						
2006-07	Actual	\$19,547,704	\$3,130,316	\$1,523,112	\$1,180,402	\$2,053,083	\$476,034	\$27,910,652						
2007-08	Actual	\$21,053,954	\$3,335,366	\$1,602,531	\$1,278,787	\$2,063,369	\$656,535	\$29,990,541						
2008-09	Actual	\$22,219,238	\$3,530,231	\$1,658,765	\$1,158,979	\$2,104,906	\$396,782	\$31,068,902						
2009-10	Actual	\$23,102,207	\$3,681,294	\$1,500,107	\$774,880	\$2,122,631	\$918,320	\$32,099,440						
2010-11	Actual	\$22,877,946	\$2,838,376	\$1,844,229	\$1,341,036	\$2,126,513	\$414,451	\$31,442,550						
2011-12	Actual	\$19,597,741	\$4,217,477	\$1,634,958	\$1,335,010	\$2,118,706	\$179,745	\$29,083,637						
2012-13	Actual	\$20,286,204	\$4,376,895	\$1,694,086	\$1,580,488	\$2,795,962	\$469,408	\$31,203,043						
2013-14	Budgeted	\$21,249,394	\$4,830,710	\$1,793,783	\$1,614,898	\$1,912,819	\$163,607	\$31,565,211						
2014-15	Budgeted	\$21,653,030	\$5,097,117	\$1,901,044	\$1,776,419	\$1,861,165	\$80,400	\$32,369,175						
Year		61XX	62XX	63XX	64XX	65XX	66XX	Total						
2004-05	Actual	74.63%	10.54%	5.64%	4.79%	2.19%	2.20%	100.00%						
2005-06	Actual	75.23%	10.50%	5.85%	4.61%	2.21%	1.61%	100.00%						
2006-07	Actual	70.04%	11.22%	5.46%	4.23%	7.36%	1.71%	100.00%						
2007-08	Actual	70.20%	11.12%	5.34%	4.26%	6.88%	2.19%	100.00%						
2008-09	Actual	71.52%	11.36%	5.34%	3.73%	6.77%	1.28%	100.00%						
2009-10	Actual	71.97%	11.47%	4.67%	2.41%	6.61%	2.86%	100.00%						
2010-11	Actual	72.76%	9.03%	5.87%	4.27%	6.76%	1.32%	100.00%						
2011-12	Actual	67.38%	14.50%	5.62%	4.59%	7.28%	0.62%	100.00%						
2012-13	Actual	65.01%	14.03%	5.43%	5.07%	8.96%	1.50%	100.00%						
2013-14	Budgeted	67.32%	15.30%	5.68%	5.12%	6.06%	0.52%	100.00%						
2014-15	Budgeted	66.89%	15.75%	5.87%	5.49%	5.75%	0.25%	100.00%						

*Includes General Fund, Food Service Fund, and Debt Service Fund.

Numbers are from "Actual" and "Budgeted" off of the system for specific year in question.

EL CAMPO INDEPENDENT SCHOOL DISTRICT
2014-2015
PROPOSED BUDGET

8/26/14

REVENUE HISTORY

	PERCENTAGE OF REVENUE SOURCE			INCREASE/(DECREASE OF SOURCE		
	LOCAL REVENUE	STATE REVENUE	FEDERAL REVENUE	LOCAL REVENUE	STATE REVENUE	FEDERAL REVENUE
1991-1992	10,962,495	1,873,998	530,115	3,527,850	(4,147,607)	40,470
1992-1993	11,803,106	1,305,218	534,426	840,611	(568,780)	4,311
1993-1994	7,990,414	5,341,848	527,198	(3,812,692)	4,036,630	(7,228)
1994-1995	8,218,511	5,801,428	521,111	228,097	459,580	(6,087)
1995-1996	8,364,999	7,237,518	555,934	146,488	1,436,090	34,823
1996-1997	9,090,234	7,975,977	531,134	725,235	738,459	(24,800)
1997-1998	9,712,658	10,411,542	678,482	622,424	2,435,565	147,348
1998-1999	8,891,929	9,497,654	675,094	(820,729)	(913,886)	(3,388)
1999-2000	8,682,952	11,432,469	734,385	(208,977)	1,934,815	59,291
2000-2001	9,451,553	11,513,046	752,260	768,601	80,577	17,875
2001-2002	10,606,587	11,519,937	776,928	1,155,034	6,891	24,668
2002-2003	10,609,723	10,730,674	844,029	3,136	(789,263)	67,101
2003-2004	10,785,381	11,120,844	840,816	175,658	390,170	(3,213)
2004-2005	12,407,313	11,598,739	884,076	1,621,932	477,895	43,260
2005-2006	13,394,803	10,503,361	897,436	987,490	(1,095,378)	13,360
2006-2007	17,635,496	12,207,581	911,254	4,240,693	1,704,220	13,818
2007-2008	13,866,928	16,440,608	1,003,170	(3,768,568)	4,233,027	91,916
2008-2009	14,631,297	16,528,653	1,091,150	764,369	88,045	87,980
2009-2010	14,222,989	16,360,835	1,385,322	(408,308)	(167,818)	294,172
2010-2011	14,435,668	16,692,699	1,249,054	212,679	331,864	(136,268)
2011-2012	14,409,309	15,738,214	1,315,472	(26,359)	(954,485)	66,418
2012-2013	14,775,455	14,809,911	1,443,512	366,146	(928,303)	128,040
2013-2014	14,776,922	15,207,443	1,580,846	1,467	397,532	137,334
2014-2015	15,719,884	15,055,162	1,613,129	942,962	(152,281)	32,283

*Includes General Fund, Food Service Fund, and Debt Service Fund.
 from General Fund C-2 plus Actual J-6 plus Actual J-7.

EL CAMPO INDEPENDENT SCHOOL DISTRICT
2014-2015
PROPOSED BUDGET

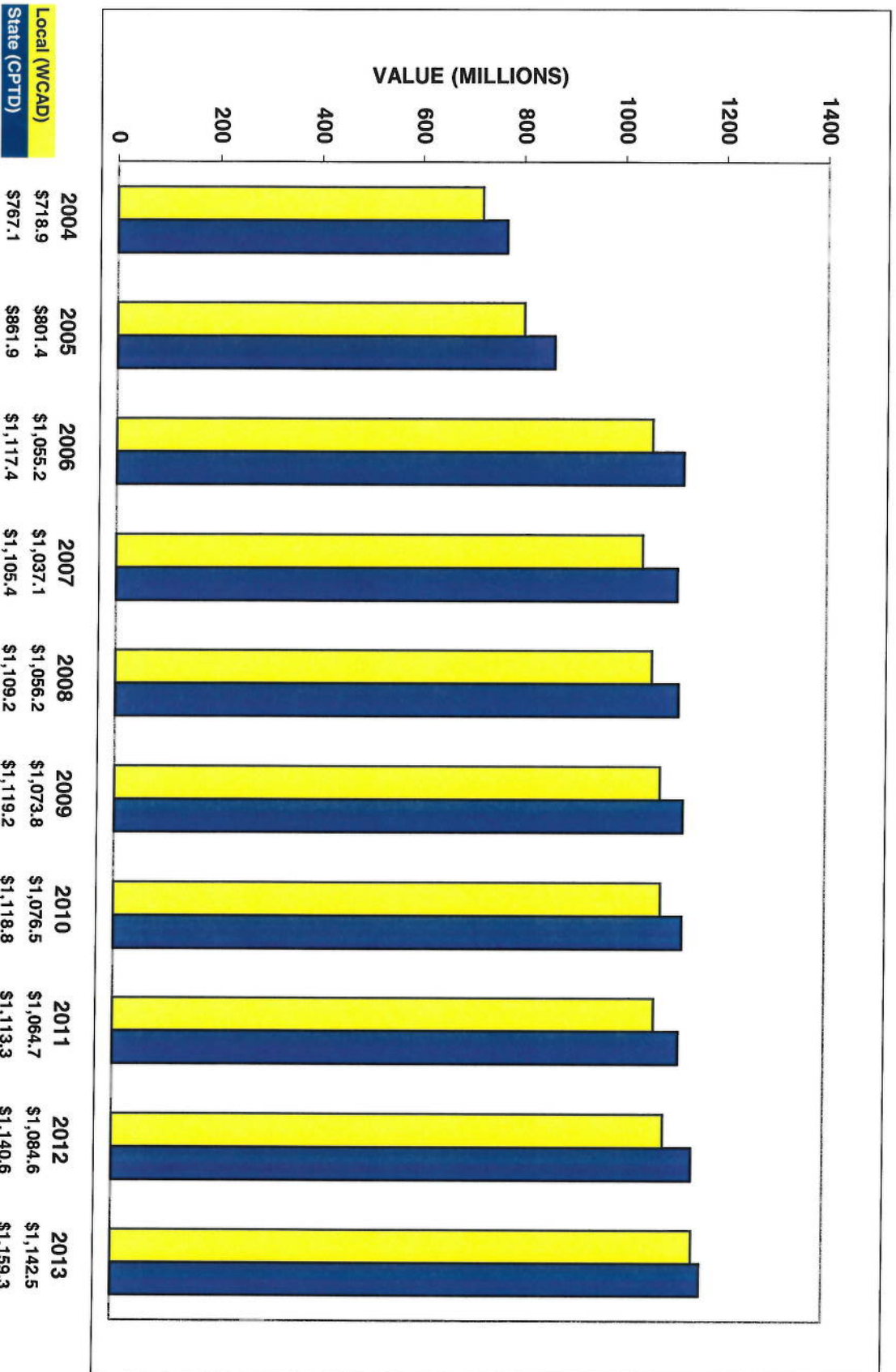
8/26/14

GENERAL FUND - FUND BALANCE HISTORY

	General Fund Fund Balance	Change Incr/Decr	General Fund Expenditures	Fund Balance @ Year End	FB as of % of Expenditures
1988-89	\$3,356,656	\$3,356,656	\$12,213,023	\$3,356,656	27.48%
1989-90	\$3,743,932	\$387,276	\$12,355,083	\$3,743,932	30.30%
1990-91	\$4,168,434	\$424,502	\$13,348,094	\$4,168,434	31.23%
1991-92	\$4,149,722	(\$18,712)	\$13,155,643	\$4,149,722	31.54%
1992-93	\$3,369,783	(\$779,939)	\$13,061,862	\$3,369,783	25.80%
1993-94	\$3,009,208	(\$360,575)	\$12,976,655	\$3,009,208	23.19%
1994-95	\$2,603,141	(\$406,067)	\$14,017,228	\$2,603,141	18.57%
1995-96	\$3,437,753	\$834,612	\$14,410,090	\$3,437,753	23.86%
1996-97	\$4,519,200	\$1,081,447	\$14,892,096	\$4,519,200	30.35%
1997-98	\$5,399,303	\$880,103	\$18,044,237	\$5,399,303	29.92%
1998-99	\$4,884,949	(\$514,354)	\$17,995,370	\$4,884,949	27.15%
1999-00	\$5,729,382	\$844,433	\$18,108,318	\$5,729,382	31.64%
2000-01	\$5,308,105	(\$421,277)	\$20,568,925	\$5,308,105	25.81%
2001-02	\$5,599,515	\$291,410	\$20,985,296	\$5,599,515	26.68%
2002-03	\$4,962,852	(\$636,663)	\$20,812,619	\$4,962,852	23.85%
2003-04	\$5,727,067	\$764,215	\$20,866,607	\$5,727,067	27.45%
2004-05	\$6,825,620	\$1,098,553	\$21,485,215	\$6,825,620	31.77%
2005-06	\$7,050,993	\$225,373	\$21,993,985	\$7,050,993	32.06%
2006-07	\$9,759,144	\$2,708,151	\$24,895,538	\$9,759,144	39.20%
2007-08	\$4,676,422	(\$5,082,722)	\$26,937,008	\$4,676,422	17.36%
2008-09	\$5,951,953	\$1,275,531	\$27,856,963	\$5,951,953	21.37%
2009-10	\$5,832,903	(\$119,050)	\$28,789,099	\$5,832,903	20.26%
2010-11	\$6,760,897	\$927,994	\$28,096,459	\$6,760,897	24.06%
2011-12	\$8,898,859	\$2,137,962	\$25,761,913	\$8,898,859	34.54%
2012-13	\$8,490,723	(\$408,136)	\$27,161,780	\$8,490,723	31.26%

**EL CAMPO INDEPENDENT SCHOOL DISTRICT
2014-2015
PROPOSED BUDGET**

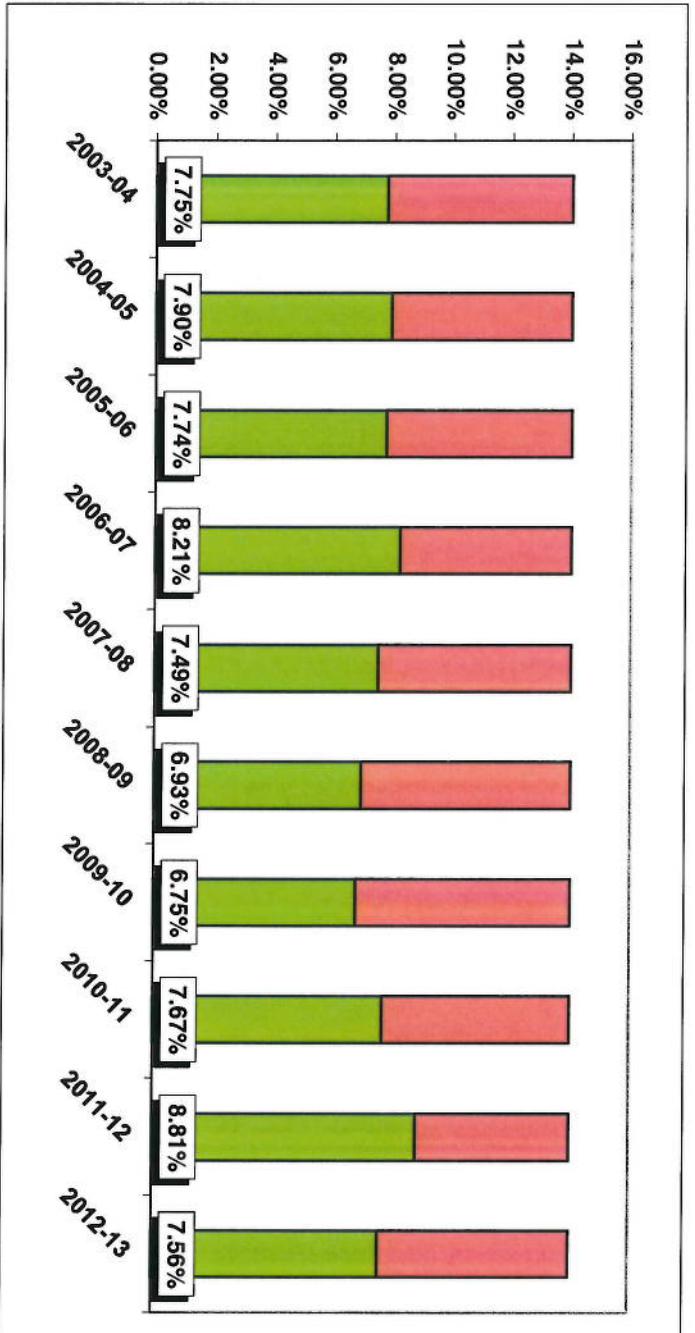
8/26/14



Local (WCAD) = Freeze Adjusted Taxable + Frozen
State (CPTD) = T2

**EL CAMPO INDEPENDENT SCHOOL DISTRICT
2014-2015
PROPOSED BUDGET**

8/26/14



233

ADMINISTRATIVE COST RATIO

The Administrative Cost Ratio is a calculation to see if ECISD's expenditures in Function 21 and 41 exceed the established administrative cost standards.

**District ADA Group = 1,000 to 4,999
District Standard = 14.01%**

Year	Standard	ECISD	Variance
2003-04	14.01	7.75	(6.26)
2004-05	14.01	7.90	(6.11)
2005-06	14.01	7.74	(6.27)
2006-07	14.01	8.21	(5.80)
2007-08	14.01	7.49	(6.52)
2008-09	14.01	6.93	(7.08)
2009-10	14.01	6.75	(7.26)
2010-11	14.01	7.67	(6.34)
2011-12	14.01	8.81	(5.20)
2012-13	14.01	7.56	(6.45)

Calculation

Total Expenditures for each Function - Expenditures for Object Code 6144 (TRS On-Behalf excluded)

Sum of Functions 21 & 41

Sum of Functions 11, 12, 13, & 31

- | | |
|---------------------------------------|------------------------------------|
| Note: 21 Instructional Administration | 11 Instruction |
| 41 General Administration | 12 Instructional Resources & Media |
| | 13 Curriculum & Staff Development |
| | 31 Guidance & Counseling |

EL CAMPO INDEPENDENT SCHOOL DISTRICT

**ADOPTION OF
PROPOSED
2014–2015 BUDGET**

The El Campo Independent School District proposes for the **2014-2015 school year** the following budget for the General, Food Service, and Debt Service Fund:

REVENUE BUDGET **\$ 32,388,175**

EXPENDITURE BUDGET **\$ 32,388,175**

Accepted and approved by the El Campo Independent School District on August 26, 2014.

Tommy Turner, Board President

David Hodges, Board Secretary

Date

Date

Business and Operations Review of Proposed Revenue and Expenditures of Special Revenue Budgets

Summary The Board does not approve, but should annually review the district's special revenue budgets; i.e., funds received from federal grant programs.

At the budget workshop on August 12th, we presented the amounts we anticipated receiving from each of these federal grant programs:

- Fund 211 – ESEA Title I, Part A
- Fund 212 – ESEA Title I, Part C – Migrant
- Fund 255 – ESEA Title II, Part A
- Fund 263 - Title III, Part A
- Fund 244 - Carl Perkins (Vocational Ed Basic Grant)
- Fund 313 - IDEA-B, Formula (General Special Education)
- Fund 314 - IDEA-B, Pre-School (Pre-School Special Education)
- Fund 386 – Deaf Education

ECISD Board Policy CE (LOCAL), ANNUAL OPERATING BUDGET

Effective Date July 1, 2014

Previous Board Action The Board annually reviews all special revenue budget revenue and expenditures.

Future Action Expected The Board annually reviews all special revenue budget revenue and expenditures.

Background Information and Significant Issues The following is a repeat of the information presented at the August Budget Workshop on sequestration of federal funds:

- Fund 211 – Title I, Part A \$766,888
- Fund 212 – Title I, Part C-Migrant..... \$52,791

Agenda Item Summary Sheet (5 C)
Meeting Date: August 26, 2014
Submitted by: Mark Pool, Superintendent

Action Required

Business and Operations **Approval of Ordinance Setting the Maintenance and Operations Tax Rate and Interest and Sinking Tax Rate for FY2014-2015**

Summary

According to district LEGAL policy, the Board must call a public meeting to discuss and adopt its budget and proposed tax rate. The Board must provide notice of the budget and proposed tax rate meeting.

The budget must be adopted before the adoption of the tax rate for the tax year in which the fiscal year covered by the budget begins.

The policy further requires that before the later of September 30 or the 60th day after the date the certified appraisal roll is received, the Board shall adopt a tax rate for the current tax year that reflects the two components, maintenance and operations expenditures and debt service rate. The two components must be approved separately.

The annual tax rate must be set by ordinance, resolution, or order. The vote on the ordinance, resolution, or order setting the tax rate must be separate from the vote adopting the budget.

Throughout the summer the Board has conducted two budget workshops in which the proposed tax rates were discussed, and all legal requirements with regards to the proposed tax rates have been met.

ECISD Board Policy CCG (LEGAL), LOCAL REVENUE SOURCES: AD VALOREM TAXES

Effective Date September 1, 2014

Previous Board Action The Board annually approves by ordinance the M&O tax rate and the I&S tax rate.

Future Action Expected The Board annually approves by ordinance the M&O tax rate and the I&S tax rate.

Background Information and Significant Issues The proposed rate for Maintenance and Operations is \$1.04005. This rate has not changed for the past seven years.

The proposed Interest and Sinking (debt service) rate is \$0.13798; \$0.01766 less than last year.

Fiscal Impact	The average taxable value of a residence in the ECISD is \$98,500. At the published proposed tax rate of \$1.17803 (maintenance tax of \$1.04005 plus debt service tax of \$0.13798) the total taxes on that residence would be \$1,160.36; a decrease of \$57.21 from last year.
Student and Public Benefit	The tax rates proposed will fund a budget that provides taxpayers the most efficient use of their funds and students the best educational experience possible.
Procedural and Reporting Implications	The Ordinance setting the M&O and I&S tax rates will be furnished to the Tax Assessor / Collector for preparation of tax notices.
Public Comments	A Public Hearing was held on the proposed tax rates.
Alternatives	None.
Other Comments and Related Issues	None
Attachments	2014-2015 Tax Levy Ordinance
Contact Person(s)	Mark Pool, Superintendent of Schools David Bright, Assistant Superintendent of Finance and Operations
Action Required	Motion, second and majority vote to approve the ordinance setting the 2014-2015 maintenance and operations tax at \$1.04005. Motion second and majority vote to approve the ordinance setting the 2014-2015 interest and sinking tax rate at \$0.13798.
Superintendent's Recommendation	I recommend that you approve the ordinance setting the M&O tax rate for FY2014-2015 at \$1.04005 and; an ordinance setting the I&S tax rate for FY 2014-2015 at \$0.13798. Mark Pool, Superintendent of Schools

**EL CAMPO INDEPENDENT SCHOOL DISTRICT
2014-2015
TAX LEVY ORDINANCE**

August 26, 2014

On this date, we, the Board of Trustees of the El Campo Independent School District, hereby levy or set the tax rate on \$100 valuation for the District for the tax year 2014 at a total tax rate of \$1.17803, to be assessed and collected by the duly specified assessor and collected as follows:

\$ 1.04005 for the purpose of maintenance and operation, and

\$ 0.13798 for the purpose of payment of principal and interest on debts.

Such taxes are to be assessed and collected by the tax officials designated by the District.

IN CERTIFICATION THEREOF:

Tommy Turner, Board President

Date

David Hodges, Secretary

Date

Agenda Item Summary Sheet (5 D)
Meeting Date: August 26, 2014
Submitted by: Mark Pool, Superintendent

Action Item

Business and Operations	Consider Approval of Guaranteed Maximum Price for Renovations to El Campo High School Auditorium.
Summary	<p>In accordance with the contract between the El Campo Independent School District and the Construction Manager At-Risk, Polasek Construction, Inc.; the Construction Manager has determined a not to exceed guaranteed maximum price for the Renovations to El Campo High School Auditorium.</p> <p>The guaranteed maximum price is based on approved Construction Drawings and Specifications and all modifications issued by addenda and represent a not to exceed sum, which includes the estimated Cost of the Work as defined in Article 6 of the Agreement and the Construction Manager's Fee as defined in Article 5,</p>
ECISD Board Policy	CVD (LEGAL) – FACILITIES CONSTRUCTION, CONSTRUCTION MANAGER AT RISK
Effective Date	August 26, 2014.
Previous Board Action	On February 25, 2014, the Board authorized the Superintendent to negotiate a contract with Polasek Construction, Inc. of El Campo, Texas, as the Construction Manager-At-Risk for the Renovations to the El Campo High School Auditorium.
Future Action Expected	None.
Background Information and Significant Issues	The proposed Guaranteed Maximum Price is \$308,768. Substantial completion date is February 15, 2010.
Fiscal Impact	\$308,768
Student and Public Benefit	Students at Myatt Elementary School will benefit greatly from the addition of restrooms.
Procedural and Reporting Implications	Execution of Amendment No. 1 to the Agreement Between the Owner and Construction Manager, for a not to exceed sum of Three-Hundred Eight Thousand Seven-Hundred Sixty Eight Dollars (\$308,768) and a substantial completion date of February 15, 2010.

Public Comments	None.
Alternatives	None.
Other Comments and Related Issues	The surplus as a result of the final amended budget for 2008-2009 will be more than enough to complete this project.
Attachments	None.
Contact Person(s)	Mark Pool, Superintendent of School David Bright, Assistant Superintendent for Finance and Operations
Action Required	Motion, second and majority vote to approve guaranteed maximum price of \$308,768 and substantial completion date of February 15, 2010; and authorization for the Superintendent to execute the required Amendment No. 1 to the Agreement Between Owner and Construction Manager.
Superintendent's Recommendation	I recommend that the Board approve guaranteed maximum price of \$308,768 and substantial completion date of February 15, 2010; and authorization for the Superintendent to execute the required Amendment No. 1 to the Agreement Between Owner and Construction Manager. Mark Pool, Superintendent of Schools



**El Campo Independent School District
Renovations for El Campo High School Auditorium**

Guaranteed Maximum Price Package

Table of Contents

- 1 GMP Summary**
- 2 Allowances**
- 3 Alternates**
- 4 Qualifications / Assumptions**
- 5 Schedule**
- 6 Drawings**
- 7 Specifications**
- 8 Addenda / Supplements**
- 9 Cost Reduction Items**
- 10 GMP Review / 100% Documents**

Project: Renovations for El Campo High School Auditorium

Location: El Campo, Texas

Bid Date: August 14, 2014



SUMMARY		Low Proposer	
	Owners Contingency	A	25,000
	Sound Systems	A	82,000
	Finish Hardware	A	58,445
	Plaster Soffit Repairs	A	12,000
	Contractor Contingency	A	15,000
SITE WORK			
02070	Selective Demolition	PCI	23,010
02070-S	Scaffolding	Betco	89,087
02200	Earthwork		Alternate
02200-F	Select Fill / Misc Earthwork		Alternate
02375	Drilled Concrete Footings		Alternate
02520	Portland Cement Concrete Paving		Alternate
CONCRETE			
03210-SG	Concrete Reinforcement		INCL 03300
03210	Steel Reinforcement at Masonry		Alternate
03300	Cast-In-Place Concrete - HC Seating Area	PCI	4,840
MASONRY			
04200	Unit Masonry		Alternate
METALS			
05120	Structural Steel		Alternate
05120E	Structural Steel Erection		Alternate
05210	Steel Joists		INCL 05120
05500	Metal Fabrications		INCL 05120
05500E	Misc Metals Labor		Alternate
WOOD AND PLASTICS			
06101	Carpentry, Rough and Finish	PCI	19,300
06220	Millwork		INCL 06400
06400	Architectural Woodwork	KP Cabinets	128,209
MOISTURE PROTECTION			
07110	Sheet Membrane Waterproofing		INCL 07160
07160	Bituminous Dampproofing		Alternate
07161	Underslab Vapor Retarder		INCL 03300
07210	Building Insulation		Alternate
07210-AC	Insulation at Auditorium Ceiling	Prihoda	4,716
07229	Foamed in Place Insulation		Alternate
07270	Firestopping	MEP	450
07510	Built-Up Roofing System and Sheet Metal		Alternate
07920	Sealants and Caulking		INCL 07160
DOORS AND WINDOWS			
08114	Custom Hollow Metal Work	H&H Overhead	4,845
	Install Doors, Frames, Hardware	PCI	3,050
08221	Plastic Faced Wood Doors	H&H Overhead	2,280

Project: Renovations for El Campo High School Auditorium

Location: El Campo, Texas

Bid Date: August 14, 2014



SUMMARY		Low Proposer	
08305	Ceiling Access Doors		N/A
08715	Finish Hardware		Allowance
08801	Glass and Glazing	Theut Glass	500
FINISHES			
09102	Plaster Systems - Repairs		Allowance
09261	Gypsum Wallboard Systems	Sealy Commercial	48,000
09510	Suspended Acoustical Ceiling	Prihoda	16,098
09561	Stage Stairs		INCL 09580
09580	Hardwood Flooring	Bauer Sport Floors	23,000
09660	Resilient Flooring		INCL 09682
09678	Resilient Base and Accessories		INCL 09682
09682	Carpet	AECO	23,200
09760	Concrete Floor Sealer / Finish		INCL 09900
09900	Painting and Coated System	Ideal Finishes	31,900
SPECIALTIES			
10102	Tackboard, Marker Board, and Misc. Accessories		Alternate
10167	Phenolic Toilet Partitions		Alternate
10401	Graphics	South Texas	1,030
10800	Toilet and Miscellaneous Accessories		Alternate
	Install TA, TP, FE		Alternate
10860	Miscellaneous Specialties - DS Boots		N/A
10951	Fire Extinguishers and Cabinets	Crossroad Spec	725
EQUIPMENT			
11800	Miscellaneous Equipment - Wheelchair Lift		Alternate
FURNISHINGS			
12341	Casework		INCL 06400
12709	Auditorium Seating		Alternate
12709-D	Auditorium Seat Removal		Alternate
12713	Auditorium Seat Refurbishing / Removal	PCI	9,055
MECHANICAL			
15050	General Mechanical		INCL 15450 / 15650
15200	Mechanical Insulation		INCL 15650
15250	Plumbing Insulation		INCL 15450
15300	Mechanical Piping Systems		INCL 15650
15350	Plumbing Piping Systems		INCL 15450
15450	Plumbing Fixtures, Drains and Equipment		Alternate
15650	Mechanical Equipment	Eldridge A/C	300
15800	Air Distribution		INCL 15650
15920	Automated Temperature Controls		INCL 15650
15950	Miscellaneous Equipment and Requirements		INCL 15650
15960	Testing and Balancing		Owner

Project: Renovations for El Campo High School Auditorium

Location: El Campo, Texas

Bid Date: August 14, 2014



SUMMARY		Low Proposer	
ELECTRICAL			
16050	General Electrical		INCL 16420
16420	Electrical Equipment	Penner Electric	195,000
16450	Electrical Wiring		INCL 16420
16720	Sound Systems - Intercom	Firetron	15,179
16740	Fire Alarm Systems	Firetron	7,049
16750	Dimming System	Texas Scenic	239,650
	Accepted Cost Reduction Items		TBD
	Accepted Alternates	#1,2,3,4,5,6,7C	686,492
SUBTOTAL			\$1,769,410

	Builders Risk		8,386
	Permit Fees		9,726
	Payment and Performance Bonds		22,958
SUBTOTAL			\$1,810,480

	General Conditions		74,592
SUBTOTAL			\$1,885,072

	Fee		60,134
Total GMP			\$1,945,206

The total cost of the Work will not exceed \$1,945,206.00 Since the GMP includes allowances, it is imperative that the CM endeavor to ensure that the allowances are not overspent or misused. If, even after the CM's efforts to ensure prudent use of the allowances, all allowances are exhausted, then the Owner and CM will develop cost additons through Change Order as approved by all parties.



**El Campo Independent School District
Renovations for El Campo High School Auditorium**

Guaranteed Maximum Price Package

ALLOWANCES

GMP pricing includes the following Allowances:

Owner Contingency	\$25,000
Sound System	\$82,000
Finish Hardware	\$58,445
Plaster Soffitt Repairs	\$12,000
Contractor Contingency	\$15,000

Basis: Section 01020 - 2.1, 2.2, 2.3



**El Campo Independent School District
Renovations for El Campo High School Auditorium
Guaranteed Maximum Price Package**

Alternates:

The following Alternate Prices were received from Proposer's and are provided to El Campo ISD for consideration:
The listed pricing excludes fees, insurance, and bonding.

1.3.1 ALTERNATE NO. 1 "Handicap Accessible Ramp South Campus Entry Mall"

This Alternate shall establish the amount to be added to the Base Proposal for replacing the existing concrete ramp with a new 5' wide ramp, complete with curbs and guardrails with a slope in compliance with the current Texas Accessibility Standards. Ramp shall start at the existing paved High School South Entry Mall west of the Auditorium and shall end at the existing entry door landing. The landing shall be a minimum of 5' x 8' plus the swing of the exit door. Care shall be taken to salvage the existing canopy section at this location. Should the ramp require in excess of 30 feet of run provide a level landing a minimum of 5' x 5' and if the distance between the existing sidewalk does not allow for the ramp to meet the elevation required at the exit/entry doors provide a switch back in the ramp with level landings at the switch back a minimum of 5' x 5'.

.1 ALTERNATE NO. 1 "Handicap Accessible Ramp South Campus Entry Mall"

Add \$ 22,402

1.3.2 ALTERNATE NO. 2 "Spray Urethane Foamed in Place Insulation"

This Alternate shall establish the amount to be added to the Base Proposal for providing sprayed in place polyurethane foam at the exterior Auditorium Wall from accessible areas of the finished floor to the upper steel framing of the roof deck. In general the area above existing plaster ceilings which are not accessible, the contractor shall provide and install 24 x 24 access panel cut into the ceiling. At those areas where plaster interior walls conceal the open cavity of the existing exterior wall, provide drilled holes and patching of existing plaster wall to gain access to these concealed locations. Polyurethane Foam shall have a uniform thickness of 3" and shall have vapor barrier characteristics as required by Section 07299 Foamed In Place Insulation."

.1 ALTERNATE NO. 2- "Spray Urethane Foamed in Place Insulation"

Add \$ 25,191

1.3.3 ALTERNATE NO. 3 "Dressing Room Additions"

This Alternate shall establish the amount added to the Base Proposal for providing all materials and labor necessary to construct the Male and Female Dressing Room at the southwest corner of the Auditorium. Not that all Architectural, Structural, Mechanical, Electrical, and Plumbing items shall be included as a complete stand-alone building and shall tie into the existing facility as indicated on the drawings. Openings required into the existing exterior wall shall be included in the alternate proposal.

.1 ALTERNATE NO. 3- "Dressing Room Additions"

Add \$ 211,690



**El Campo Independent School District
Renovations for El Campo High School Auditorium
Guaranteed Maximum Price Package**

Alternates:

1.3.4 **ALTERNATE NO. 4** "Set Design/Storage Additions"

This Alternate shall establish the amount added to the Base Proposal for providing all materials and labor necessary to construct the Set Design Storage Building at the southeast corner of the Auditorium. Note that all Architectural Structural, Mechanical, Electrical, and Plumbing items shall be included as a complete stand-alone building and shall tie into the existing facility as indicated on the drawings. Openings required into the existing exterior wall shall be included in the alternate proposal.

.1 ALTERNATE NO. 4- "Set Design/Storage Additions"

Add **\$93,974**

1.3.5 **ALTERNATE NO. 5** "Wheel Chair Lift Finish Out"

This Alternate shall establish the amount added to the Base Proposal for providing all materials and labor necessary to demolish existing portions of the existing dressing room stage right and to construct the landing, walls, doors, ceilings, flooring, and wheel chair lift equipment as specified to provide accessible route from the Auditorium Seating Area to the Stage. Note that all architectural, Structural, Mechanical, Electrical, and Plumbing items shall be included as a complete stand-alone renovation and shall tie into the existing facility as indicated on the drawings.

.1 ALTERNATE NO. 5 - "Wheel Chair Lift Finish Out"

Add **\$ 29,459**

1.3.6 **ALTERNATE NO. 6** "Lobby Finish Out"

This Alternate shall establish the amount added to the Base Proposal for providing all materials and labor necessary to demolish existing portions of the existing ground level Lobby located at the north end of the Auditorium. Work included in this alternate is specific to the construction of a Ticket Booth, Renovations of the Existing Male and Female Restrooms, creation of a sound lock Auditorium Vestibule and Display Area at the Lobby and modified, new lighting, new flooring, painting of new and existing finished to remain, and replacing existing interior doors and hardware with new as scheduled in the drawings. Note that all Architectural, Structural Mechanical, Electrical, and Plumbing items shall be included as a complete stand-alone renovation and shall tie into the existing facility as indicated on the drawings.

.1 ALTERNATE NO. 6 - "Lobby Finish Out"

Add **\$ 140,897**

1.3.7 **ALTERNATE NO. 7A-** "New Auditorium Seating - Lower Section"

This Alternate shall establish the amount added to the Base Proposal for the removal of the existing auditorium seating and providing new auditorium seating at the Lower Section of seating as defined by the area from the front of the stage north to the upper landing south of the stair sections. Refer to Auditorium Seating Layout Plan Sheet A3.0.

.1 ALTERNATE NO. 7A - "New Auditorium Seating - Lower Section"

Add **\$ 100,608**



**El Campo Independent School District
 Renovations for El Campo High School Auditorium
 Guaranteed Maximum Price Package**

Alternates:

1.3.8 **ALTERNATE NO. 7B-** "New Auditorium Seating - Upper Section"

This Alternate shall establish the amount added to the Base Proposal for the removal of the existing auditorium seating and providing new auditorium seating at the Upper Section of seating as defined by the area from the front of the upper landing north to the back of the Auditorium. Refer to Auditorium Seating Layout Plan Sheet A3.0.

.1 ALTERNATE NO. 7B - "New Auditorium Seating - Upper Section" Add \$ 75,985

1.3.9 **ALTERNATE NO.7C-** "New Auditorium Seating - Combined"

This Alternate shall establish the amount added to the Base Proposal for the removal of the existing auditorium seating and providing new auditorium seating at the Upper and Lower Section of seating. Refer to Auditorium Seating Layout Plan Sheet A3.0.

.1 ALTERNATE NO. 7C - "New Auditorium Seating - Combined" Add \$ **162,879**

END OF SECTION



El Campo Independent School District
Renovations for El Campo High School Auditorium
Guaranteed Maximum Price Package

Unit Prices: Not Used

1.2.1 Straight Shaft Footings The Base Proposal shall include drilled and underreamed footings. These unit prices shall establish the unit prices per footing to be added to the Contract Sum to provide straight sided drilled shafts in lieu of the drilled and underreamed footings. The diameter of the straight sided shafts shall be the same diameter as the scheduled underream, the reinforcing steel and depth shall remain as originally scheduled.

- .1 36" diameter ADD \$ _____ /cubic yard of footing
- .2 42" diameter ADD \$ _____ /cubic yard of footing
- .3 48" diameter ADD \$ _____ /cubic yard of footing
- .4 54" diameter ADD \$ _____ /cubic yard of footing
- .5 60" diameter ADD \$ _____ /cubic yard of footing
- .6 66" diameter ADD \$ _____ /cubic yard of footing
- .7 72" diameter ADD \$ _____ /cubic yard of footing

1.2.2 "Select Fill" - If additional select earth fill material conforming to the material specified herein is required other than that indicated in the drawings, the undersigned will furnish the additional material in place for the following amount per cubic yard: \$00.00 / CY.

1.2.3 Footing Depth - If the depths of the footings are changed due to soil conditions existing at the site, the undersigned will increase or decrease the length of the footing plinth as directed and increase or decrease the cost of the footings for the following amounts per cubic yard of concrete, reinforced, in place: increase at \$000.00 / CY; decrease at \$00.00 / CY.

1.2.4 Plinth Casing The Base Proposal shall include drilled and underreamed footings (and some straight shaft footings if indicated on the structural drawings). These Unit Prices shall establish the unit prices per lineal foot of footing to be added to the Contract Sum to provide casings of the drilled plinths if directed to do so by the Owner or his representative.

- .1 12" diameter ADD \$ _____ /lineal foot of footing
- .2 18" diameter ADD \$ _____ /lineal foot of footing
- .3 24" diameter ADD \$ _____ /lineal foot of footing
- .4 30" diameter ADD \$ _____ /lineal foot of footing
- .5 36" diameter ADD \$ _____ /lineal foot of footing
- .6 42" diameter ADD \$ _____ /lineal foot of footing
- .7 48" diameter ADD \$ _____ /lineal foot of footing
- .8 54" diameter ADD \$ _____ /lineal foot of footing
- .9 60" diameter ADD \$ _____ /lineal foot of footing



**El Campo Independent School District
Renovations for El Campo High School Auditorium**

Guaranteed Maximum Price Package

8/14/2014

QUALIFICATIONS & ASSUMPTIONS

General:

1. All Systems testing and balancing is by the Owner.
2. Testing lab costs are by the Owner.
3. Utility Company assessment fees and or charges if required are by the Owner.
4. Schedule and or phasing of the scope of work is to be determined by all Team Members based upon the accepted alternates. All parties must agree to the final schedule.
5. Proposal excludes any plaster repairs and or painting of the existing exterior façade of the building other than the soffit repair allowance as listed in the GMP Summary.
6. The scope of work described by Alternate #2 "Sprayed Urethane Foamed in Place Insulation" has an approximate coverage of 5700 sq. ft. Areas of installation generally cover those accessible above ceilings along exterior walls. All areas within finishes described as concealed spaces are excluded.
7. **Section 02200 Earthwork** - Minimum one foot of select fill shall be placed and compacted accordingly beneath the sidewalks.
8. **Section 02600 - Site Utilities** - Bedding and backfill for site utilities shall be per City of El Campo codes and requirements. Stabilized sand shall only be used at locations approved by Building Official.
9. **Section 03300 Cast in Place Concrete** - All grade beams shall be earthformed at Contractors option.
10. **Section 03300 Cast in Place Concrete** - Vapor barrier shall be Stego 15 mil with approved tape.
11. **Section 03300 Cast in Place Concrete** - CMU dowels at interior partitions may be epoxy set at Contractors option.
12. **Section 07510 Built-Up Roofing System** - Proposal excludes 15 year roof maintenance warranty noted under section 1.8.2. Standard 15 year warranty as specified will be provided.
13. **Section 08114 Custom Hollow Metal Work** - Contractor retains option for detailing and specific size requirements at hollow metal door frames.
14. **Section 09900 Painting and Coated Systems** - Paint not required at exterior plaster soffits and overhangs. Plaster shall have acrylic finish with integral color per specifications.
15. **Section 15350 - Plumbing Piping** - Requirements for testing, inspection, and video taping of underground piping are excluded. Inspection of such shall be performed according to local ordinances and requirements set forth by City of El Campo Building Official.
16. **Section 15350 - Plumbing Piping** - Underground piping within the building footprint shall be bedded and backfilled with excavated select fill compacted to 95%. Stabilized sand is not required unless depth of pipe exceeds depth of select fill.
17. **Section 16720 / 16740** - Plenum rated cable may be used at contractors option above accessible ceilings and within ceiling cavity whereas access has been provided and placement is readily accessible for future maintenance.
18. **Sheet E2.0 / E2.1- Electrical** - Existing circuitry shown to be re-used shall be connected to new panels as shown. Existing wire shall remain in place per note on 2/E2.0. Proposal excludes new wire in instances where wire size is adequate and loads have not been increased.



POLASEK CONSTRUCTION, INC.

GENERAL CONTRACTORS • COMMERCIAL • RESIDENTIAL • DESIGN BUILD

**El Campo Independent School District
Renovations for El Campo High School Auditorium**

Guaranteed Maximum Price Package

Schedule

Notice to Proceed:	TBD
Issue "For Construction" documents:	TBD
Building Permit Secured:	TBD
Substantial Completion:	TBD

Project: Renovations for El Campo High School Auditorium

Location: El Campo, Texas

Bid Date: August 14, 2014



Drawings	
<u>Architectural</u>	
Cover	
SCH1.0	Room Finish Door & Window Casework Schedules
A1.0	Demolition Floor Plan, Auditorium Plan, Lobby Plan
A2.0	Building Sections Interior Elevations Enlarged Floor Plans
A2.1	Building Sections Plan Details Enlarged Floor Plans
A2.2	Casework/Millwork Elevations and Details
A3.0	Alternate Auditorium Seating Layout
A4.0	Reflected Ceiling Plan
<u>Structural</u>	
S1.1	General Notes
S2.1	Foundation Plans and Details
S2.2	Roof Framing Plans and Details
<u>Mechanical, Electrical & Plumbing</u>	
M1.1	Mechanical Floor Plan
M2.0	Mechanical Details
E1.1	Electrical Lighting Floor Plan
E1.2	Theatrical Lighting Floor Plan & Schematic
E1.3	Electrical Schematic
E2.0	Electrical Schematic
E2.1	Electrical Schedules
E3.0	Electrical Details
P1.1	Plumbing Floor Plan
P2.0	Plumbing Schedules and Details

Project: Renovations for El Campo High School Auditorium

Location: El Campo, Texas

Bid Date: August 14, 2014



Specifications

GENERAL REQUIREMENTS	
01010	Summary of Work
01020	Allowances
01030	Alternates
01125	Schedule of Values
01300	Administrative Requirements
01301	Notification of Architect Requirements
01341	Product Color Submittals
01410	Testing Laboratory Service
01500	Construction Facilities and Temporary Controls
01561	Trench Safety System
01630	Product Options and Substitutions
01700	Contract Close Out
01710	Final Building Cleaning
01741	Guarantees and Certificates
SITE WORK	
02200	Earthwork
02375	Drilled Concrete Footings
02520	Concrete Sidewalk and Concrete Driveway
CONCRETE	
03300	Cast-In-Place Concrete
MASONRY	
04200	Unit Masonry
METALS	
05120	Structural Steel
05210	Steel Joists
05500	Metal Fabrications
WOOD AND PLASTICS	
06101	Carpentry, Rough and Finish
06220	Millwork
06400	Architectural Woodwork
MOISTURE PROTECTION	
07110	Sheet Membrane Waterproofing
07160	Bituminous Dampproofing
07161	Underslab Vapor Retarder
07270	Building Insulation
07229	Foamed In-Place Insulation
07270	Firestopping
07510	Built-Up Roofing System and Sheet Metal
07920	Sealants and Caulking
DOORS, WINDOWS, AND GLASS	
08114	Custom Hollow Metal Work
08221	Plastic Faced Wood Doors
08715	Finish Hardware

Project: Renovations for El Campo High School Auditorium

Location: El Campo, Texas

Bid Date: August 14, 2014



Specifications

08801	Glass and Glazing
FINISHES	
09102	Plaster Systems
09261	Gypsum Wallboard Systems
09510	Suspended Acoustical Ceiling
09660	Resilient Flooring
09561	Stage Stairs
09580	Hardwood Flooring
09678	Resilient Base and Accessories
09682	Carpet
09760	Concrete Floor Sealer / Finish
09900	Painting and Coated Systems
SPECIALTIES	
10102	Tackboard, Marker Board, and Miscellaneous Accessories
10167	Phenolic Toilet Partitions
10401	Graphics
10800	Toilet and Misc Accessories
10860	Miscellaneous Specialties
10951	Fire Extinguishers and Cabinets
EQUIPMENT	
11800	Miscellaneous Equipment
FURNISHINGS	
12341	Casework
12709	Auditorium Seating
12713	Auditorium Seat Refurbishing
MECHANICAL	
15050	General Mechanical
15200	Mechanical Insulation
15250	Plumbing Insulation
15300	Mechanical Piping Systems
15350	Plumbing Piping Systems
15450	Plumbing Fixtures, Drains and Equipment
15650	Mechanical Equipment
15800	Air Distribution
15920	Automated Temperature Controls
15950	Misc. Equipment and Requirements
15960	Testing and Balancing
ELECTRICAL	
16050	General Electrical
16420	Electrical Equipment
16450	Electrical Wiring
06720	Sound System
16740	Fire Alarm System
16750	Dimming Systems



POLASEK CONSTRUCTION, INC.

GENERAL CONTRACTORS • COMMERCIAL • RESIDENTIAL • DESIGN BUILD

**El Campo Independent School District
Renovations for El Campo High School Auditorium**

Guaranteed Maximum Price Package

Addenda / Supplements

- #1 Addendum issued August 4, 2014.
- #2 Addendum issued August 2, 2014.
- #3 Addendum issued August 12, 2014.
- #4 Addendum issued August 13, 2014



POLASEK CONSTRUCTION, INC.

GENERAL CONTRACTORS • COMMERCIAL • RESIDENTIAL • DESIGN BUILD

El Campo Independent School District Renovations for El Campo High School Auditorium

Guaranteed Maximum Price Package COST REDUCTION ITEMS

The following Items were received from Proposers and are forwarded to El Campo ISD for your consideration

#	Description	Deduct
01.	Not Used	\$ -
02.		\$ -
03.		\$ -
04.		\$ -
05.		\$ -
06.		\$ -
07.		\$ -
08.		\$ -
09.		\$ -
10.		\$ -
11.		\$ -
12.		\$ -
13.		\$ -
14.		\$ -
		\$ -
Total Proposed Deductions		\$ -



POLASEK CONSTRUCTION, INC.

GENERAL CONTRACTORS • COMMERCIAL • RESIDENTIAL • DESIGN BUILD

El Campo Independent School District Renovations for El Campo High School Auditorium

Guaranteed Maximum Price Package GMP Review / 100% Documents

The following items are for informational purposes only. They are estimates of the total proposal received from subcontractors and are not to be used as deducts from the GMP.

The amounts shown are additional to the 95% Drawings. They are included in the proposed total as of 8/14/2014

#	Description	Add
01.	Not Used.	\$ -
02.		\$ -
03.		\$ -
04.		\$ -
05.		\$ -
06.		\$ -
07.		
08.		
09.		
10.		
11.		
12.		
13.		
14.		
15.		
Totals		\$ -

Agenda Item Summary Sheet (7 A)
Meeting Date: August 26, 2014
Submitted by: Mark Pool, Superintendent

Discussion Item

Governance	Discuss the Possibility of Changing Meeting Dates
Summary	<p>According to policy BE (LOCAL) the regular meetings of the Board shall be held on the third Tuesday of each month at 7:00 p.m.</p> <p>There has been some discussion about changing the meeting date to Monday night.</p>
ECISD Board Policy	<p>EC (LOCAL), BOARD MEETINGS</p> <p>August 26, 2014</p>
Previous Board Action	The Board used to meet on the second Tuesday of each month. The date was later changed to the second Monday, and then the third Monday. In 2007 it was changed to the third Tuesday.
Future Action Expected	The Board may consider changing the regular meeting date.
Background Information and Significant Issues	None.
Fiscal Impact	None.
Student and Public Benefit	Unknown.
Procedural and Reporting Implications	Notify TASB Policy Service of change in policy.
Public Comments	None.
Alternatives	None.
Other Comments and Related Issues	None.

Attachments	None.
Contact Person(s)	Mark Pool, Superintendent of Schools
Action Required	No action required.
Superintendent's Recommendation	This is a discussion item only. Mark Pool, Superintendent of Schools

BOARD MEETINGS

BE
(LOCAL)

MEETING PLACE Unless otherwise provided in the notice for a meeting, Board meetings shall be held at the Board room at 700 West Norris Street, El Campo, Texas.

MEETING TIME Regular meetings of the Board shall be held on the third Tuesday of each month at 7:00 p.m. When determined necessary and for the convenience of Trustees, the Board President may change the date or time of a regular meeting. The notice for that meeting shall reflect the changed date or time.

SPECIAL OR EMERGENCY MEETINGS The time and place of special and emergency meetings shall be as set out in the notice for the meeting.

The President of the Board shall call special meetings at the President's discretion or on request by two members of the Board.

The President shall call an emergency meeting when it is determined by the President or two members of the Board that an emergency or urgent public necessity, as defined by law, warrants the meeting.

AGENDA DEADLINE The deadline for submitting items for inclusion on the agenda is noon of the fifth calendar day before regular meetings and noon of the third calendar day before special meetings.

PREPARATION In consultation with the Board President, the Superintendent shall prepare the agenda for all Board meetings. Any Trustee may request that a subject be included on the agenda for a meeting, and the Superintendent shall include on the preliminary agenda of the meeting all Trustee-requested topics that have been timely submitted.

Before the official agenda is finalized for any meeting, the Superintendent shall consult the Board President to ensure that the agenda and the topics included meet with the President's approval. In reviewing the preliminary agenda, the President shall ensure that any topics the Board or individual Trustees have requested to be addressed are either on that agenda or scheduled for deliberation at an appropriate time in the near future. The Board President shall not have authority to remove from the agenda a subject requested by a Trustee without that Trustee's specific authorization.

NOTICE TO MEMBERS Members of the Board shall be given notice of regular and special meetings at least 72 hours prior to the scheduled time of the meeting and at least two hours prior to the time of an emergency meeting.

CLOSED MEETING Notice of all meetings shall provide for the possibility of a closed meeting during an open meeting, as provided by law. [See BEC]

BOARD MEETINGS

BE
(LOCAL)

- The Board may conduct a closed meeting when the agenda subject is one that may properly be discussed in closed meeting. [See BEC]
- ORDER OF BUSINESS The order of business for regular Board meetings shall be as set out in the agenda accompanying the notice of the meeting. At the meeting, the order in which posted agenda items are taken may be changed by consensus of Board members.
- RULES OF ORDER The Board shall observe the parliamentary procedures as found in *Robert's Rules of Order, Newly Revised*, except as otherwise provided in Board procedural rules or by law. Procedural rules may be suspended at any Board meeting by majority vote of the members present.
- VOTING Voting shall be by voice vote or show of hands, as directed by the President. Any member may abstain from voting, and a member's vote or failure to vote shall be recorded upon that member's request. [See BDAA(LOCAL) for the Board President's voting rights]
- CONSENT AGENDA When the agenda is prepared, the Board President shall determine items, if any, that qualify to be placed on the consent agenda. A consent agenda shall include items of a routine and/or recurring nature grouped together under one action item. For each item listed as part of a consent agenda, the Board shall be furnished with background material. All such items shall be acted upon by one vote without separate discussion, unless a Board member requests that an item be withdrawn for individual consideration. The remaining items shall be adopted under a single motion and vote.
- MINUTES Board action shall be carefully recorded by the Secretary or clerk; when approved, these minutes shall serve as the legal record of official Board actions. The written minutes of all meetings shall be approved by vote of the Board and signed by the President and the Secretary of the Board.
- The official minutes of the Board shall be retained on file in the office of the Superintendent and shall be available for examination during regular office hours.
- DISCUSSIONS AND LIMITATION Discussions shall be addressed to the President of the Board and then the entire membership. Discussion shall be directed solely to the business currently under deliberation, and the Board President shall halt discussion that does not apply to the business before the Board.
- The Board President shall also halt discussion if the Board has agreed to a time limitation for discussion of an item, and that time limit has expired. Aside from these limitations, the President shall not interfere with debate so long as members wish to address themselves to an item under consideration.

Agenda Item Summary Sheet (7 B)
Meeting Date: August 26, 2014
Submitted by: Mark Pool, Superintendent

Discussion Only

Governance

Review of TASB Policy Update 100

Summary

Localized Policy Update 100 addresses several recent amendments to the Texas Administrative Code. Major topics affected by the rule changes include:

- Performance Reports
- Delayed Payment Options for Instructional Materials
- Credit-by-Examination with Prior Instruction

Other changes address:

- Legal options for Security Personnel
- District- and Campus-Improvement Plans
- Employee Health and Life Insurance
- Staff Development
- Public Information

Update 100 also includes several local policy topics such as:

- School Security Personnel
- Records Management
- Employee Health Insurance
- Employment Contracts
- Advertising
- Student Records
- Revocation of Student Transfers

ECISD Board Policy

BF (LOCAL), BOARD POLICES

Effective Date

Following approval by the Board at the next regular meeting.

Previous Board Action

None.

Future Action Expected

The Board will act to approve all new LOCAL policies at the next regular meeting.

Background Information and Signification Issues	Please bear in mind that the (LEGAL) policies reflect the ever-changing legal context for governance and management of the district. They should not be adopted but, rather, should inform local decision making. The (LOCAL) policy recommendations in this update will need close attention by both the administration and the board to ensure that they reflect the practices of the district and the intentions of the board. Board action will be needed to adopt, revise, or repeal (LOCAL) policy.
Fiscal Impact	None.
Student and Public Benefit	Board policies are designed to promote fair and equitable treatment for all district patrons.
Procedural and Reporting Implications	None.
Public Comments	None.
Alternatives	None.
Other Comments and Related Issues	None.
Attachments	<ul style="list-style-type: none"> • Explanatory Notes for TASB Localized Policy Manual Update 100 • Highlighted Policy Changes • <i>Vantage Points</i> (separate document)
Contact Person(s)	Mark Pool, Superintendent of School
Action Required	None.
Superintendent's Recommendation	This is a discussion item only. Mark Pool, Superintendent of Schools

Explanatory Notes

TASB Localized Policy Manual Update 100

District: El Campo ISD

AIB (LEGAL) ACCOUNTABILITY
PERFORMANCE REPORTING

Changes throughout this policy are prompted by revised Commissioner rules, effective March 13, 2014. At DISTRICT PERFORMANCE REPORT, we have added a reference to the Texas Academic Performance Report (TAPR), which replaced the previous Academic Excellence Indicator System (AEIS) report, and deleted the list of required data elements in the report, since TEA is responsible for creating the reports.

The amended rules clarify that the PUBLIC HEARING on the TAPR must occur within 90 days after the district receives the report and may occur at a regular or special board meeting. Within two weeks of the public hearing, the district must publish the TAPR on its website and in other public places, such as each school office, local businesses, and public libraries. (See PUBLICATION on page 2.)

At CAMPUS PERFORMANCE REPORT, we have added detail from existing Commissioner rules about the school report card (SRC), including timelines for distributing the report to parents, and a new provision from the amended rules permitting the district to send the SRC to parents by e-mail.

BQA (LEGAL) PLANNING AND DECISION-MAKING PROCESS
DISTRICT-LEVEL

HB 2012 from the 83rd Texas Legislature, Regular Session, requires the Commissioner to develop an online survey regarding teaching and learning conditions to be administered biennially to district professional staff. As reflected at DISTRICT PLAN on page 2, each district must use the results to review and revise the district-level improvement plan and, as otherwise appropriate, to enhance the district learning environment. Please be aware that the requirement to review and revise the district-level improvement plan based on the survey results applies for the 2014–15 school year.

BQB (LEGAL) PLANNING AND DECISION-MAKING PROCESS
CAMPUS-LEVEL

As described at BQA(LEGAL), above, HB 2012 requires each district to use the results of the TEA teaching and learning survey to review and revise the campus-level improvement plan and, as otherwise appropriate, to enhance the campus learning environment. See CAMPUS IMPROVEMENT PLAN on page 2. Please be aware that the requirement to review and revise the campus-level improvement plan based on the survey results applies for the 2014–15 school year.

CKE (LEGAL) SAFETY PROGRAM/RISK MANAGEMENT
SECURITY PERSONNEL

This legally referenced policy on security personnel is recommended for inclusion in the district's policy manual to reflect common security options available to the district. The table of contents shows the major topics addressed in the policy, including district peace officers and security personnel, school marshals, concealed handgun licensees, and school resource officers.

Explanatory Notes

TASB Localized Policy Manual Update 100

Please note: Because Update 100 addresses security personnel, it is a good time to confirm appropriate local policy provisions for those districts that authorize employees other than commissioned peace officers to possess firearms. If your district has adopted this practice, relevant policy should be at CKC(LOCAL). Please contact your policy consultant if you need adjustments to policy.

CMD (LEGAL) EQUIPMENT AND SUPPLIES MANAGEMENT
INSTRUCTIONAL MATERIALS CARE AND ACCOUNTING

Amendments to Commissioner rules on the instructional materials allotment (IMA), effective May 12, 2014, resulted in several changes to this legally referenced policy:

- At DELAYED PUBLISHER PAYMENT OPTION beginning on page 1, additional detail has been added regarding the option for a district to requisition and receive materials before IMA funds are available. Publishers may not selectively decline to accept orders with delayed payments; a decision to decline an order will apply to all of the publisher's orders with delayed payments.
- The rules clarify that the amount of funding for HIGH-ENROLLMENT GROWTH will be allocated based on available IMA funds. See pages 2-3.
- Provisions regarding PERMITTED EXPENDITURES and PROHIBITED EXPENDITURES, beginning on page 3, have been revised. IMA funds may be used to purchase instructional materials for college preparatory courses, but may not be used for items not directly related to instruction, such as nontechnological equipment.
- As reflected on page 6, to obtain REIMBURSEMENTS OF IMA EXPENDITURES, districts must meet the criteria and follow the process established by TEA.
- Provisions have been updated to reflect the rules' change in terminology from "Braille and large-type materials" to "specialized instructional material formats." See SPECIALIZED INSTRUCTIONAL MATERIAL FORMATS on page 6.
- A new methodology for calculating IMA for BILINGUAL INSTRUCTIONAL MATERIALS has been included on page 7.

CPC (LEGAL) OFFICE MANAGEMENT
RECORDS MANAGEMENT

We have added on page 2 of this legally referenced policy on records management existing statutory provisions on designating the RECORDS MANAGEMENT OFFICER (RMO). The provisions explain that the board must designate the RMO, and the name, office, or position of the RMO must be filed with the Texas State Library and Archives Commission within 30 days.

For most districts, CPC(LOCAL) gives the superintendent oversight authority of the district's records management functions, but if the board wishes to specifically designate another individual as the records management officer, a sample resolution for this purpose is available in the *TASB Regulations Resource Manual*, available in the Policy Service Resource Library on myTASB.

CPC (LOCAL) OFFICE MANAGEMENT
RECORDS MANAGEMENT

The statutory reference to the law addressing officers for public information has been updated in this local policy.

Explanatory Notes

TASB Localized Policy Manual Update 100

**CRD (LEGAL) INSURANCE AND ANNUITIES MANAGEMENT
HEALTH AND LIFE INSURANCE**

In reviewing this legally referenced policy on health and life insurance in light of the Affordable Care Act, we have made extensive revisions. Text has been streamlined and revised to better match statutory authority. We have added detail at **COVERAGE REQUIREMENTS** and revised definitions to assist districts in determining whether employees are **FULL-TIME** or **PART-TIME**. An existing statutory provision has been added on page 3 to explain that each year an employee shall make a **WRITTEN ELECTION** whether to designate a portion of the employee's compensation to be used as health-care supplementation.

**CRD (LOCAL) INSURANCE AND ANNUITIES MANAGEMENT
HEALTH AND LIFE INSURANCE**

Recommended deletions provide flexibility for the district to determine contributions to health insurance premiums based on TRS membership, rather than part-time or full-time status. This change is more consistent with state law, which requires districts to contribute to the health insurance premiums of only those employees who are active, contributing TRS members.

**DCB (LOCAL) EMPLOYMENT PRACTICES
TERM CONTRACTS**

To ensure that the district provides term contracts as required by law, this local policy includes the comprehensive list of positions required by law to receive term contracts. Any district employee in one of the listed positions who has served the probationary contract period required by the district shall be given a term contract.

Any employees in positions for which the district requires current SBEC certification are also entitled to term contracts.

**DCD (LOCAL) EMPLOYMENT PRACTICES
AT-WILL EMPLOYMENT**

We recommend replacing the list of categories of employees that the district hires on an at-will basis with a statement that personnel not hired under a contract shall be employed on an at-will basis. A cross-reference points to the policies outlining which employees are hired on a contractual basis.

Several other provisions are also recommended for deletion because the material is covered at other policy codes, including:

- The statement giving the superintendent or designee the authority to notify employees about assignments, compensation, and other conditions of employment, which is addressed at **DK(LOCAL)**;
- The statement that the principal will evaluate at-will employees, which is addressed in the **DN** series; and
- The provision on reasonable assurance, which is addressed at **CRF(LOCAL)**.

Explanatory Notes

TASB Localized Policy Manual Update 100

**DCE (LOCAL) EMPLOYMENT PRACTICES
OTHER TYPES OF CONTRACTS**

Because the district's response to the Policy Service survey sent in June 2014 indicated that the district does not consistently give non-Chapter 21 contracts to employees in any specific positions, we recommend deletion of this local policy on non-Chapter 21 contracts.

**DEB (LEGAL) COMPENSATION AND BENEFITS
FRINGE BENEFITS**

This legally referenced policy on fringe benefits is recommended for inclusion in the district's policy manual. The policy provisions include the legal requirements applicable upon the death of a peace officer employed by a district and is recommended as a reference since all districts have the option of commissioning peace officers. [See CKE(LEGAL).]

**DECB (LEGAL) LEAVES AND ABSENCES
MILITARY LEAVE**

A change in statute is reflected on page 2 at STATE LEAVE FOR MEMBER OF MILITARY OR RESCUE TEAM—SHORT TERM. The amended text limits this type of leave to 15 days in a fiscal year. Previously the statute referred to a "federal" fiscal year.

**DMA (LEGAL) PROFESSIONAL DEVELOPMENT
REQUIRED STAFF DEVELOPMENT**

Changes to this legally referenced policy on staff development are from SB 1383 from the 2011 82nd Texas Legislature. These changes were delayed pending development of the new principal appraisal system, which TEA will begin piloting in the 2014–15 school year. The policy was reorganized to better track statute and includes separate staff development requirements for EDUCATORS and PRINCIPALS. Staff development provided to a principal is governed by Education Code 21.3541 and rules for that section.

As a result of SB 307 from the 2013 83rd Texas Legislature, Regular Session, we have deleted provisions on required professional development for adult education staff. SB 307 transferred the administration and oversight of adult education and literacy programs from TEA to the Texas Workforce Commission (TWC), effective January 1, 2014, and mandates that TWC use a competitive procurement process to award contracts to service providers of local education programs.

**EHDB (LEGAL) ALTERNATIVE METHODS FOR EARNING CREDIT
CREDIT BY EXAMINATION WITH PRIOR INSTRUCTION**

Amended State Board rules on credit by examination with prior instruction, effective May 11, 2014, align the rules with changes from HB 2694 and SB 1365 from the 83rd Texas Legislature, Regular Session. The rules specify that tests given to students for the purpose of receiving credit for a subject in which the student has received prior instruction must be board approved.

Explanatory Notes

TASB Localized Policy Manual Update 100

Please note: The district's policy reflects a single DIRECTORY INFORMATION list. Under the district's policy the district will need to release the information to anyone who follows the request procedures, unless a parent objects to the release of the listed directory information. However, state law gives districts the option to create a separate directory information list for school-sponsored purposes. Directory information consented to by a parent for use only for a limited school-sponsored purpose, such as for a student directory, student yearbook, or other district publication, remains otherwise confidential and may not be released. If you are interested in discussing a change to your policy to reflect separate lists of directory information categories for school-sponsored release and for all other purposes, please contact the district's policy consultant.

GB (LEGAL) PUBLIC INFORMATION PROGRAM

This new legally referenced policy addressing the scope of public information includes provisions that were formerly at GBA, Access to Public Information, including provisions defining and listing the forms of public information and provisions addressing postings on an online message board as authorized by the Government Code.

GBA (LEGAL) PUBLIC INFORMATION PROGRAM ACCESS TO PUBLIC INFORMATION

This legally referenced policy addressing access to public information has been revised and reorganized into three sections, as reflected in the new table of contents page. Section I addresses the right of access to public information. Sections II and III clarify the distinction between categories of information that a school district may not disclose to the public versus information that a district may elect to withhold under Subchapter C of the Public Information Act. As mentioned above, several provisions addressing the scope of public information were moved to GB(LEGAL). Substantive changes to this policy include:

- Addition of an existing statutory provision explaining that expenditure of funds for a security system is public information (see SECURITY SYSTEM INFORMATION on page 3);
- Addition of existing statutory provisions on the SPECIAL RIGHTS OF ACCESS employees and board members have to information held by the district (see page 4);
- Relocation and addition of existing statutory provisions regarding commercial information and requests by incarcerated individuals, now grouped with other INFORMATION THE DISTRICT IS NOT REQUIRED TO RELEASE (see page 4); and
- Relocation of provisions regarding the personal information of peace officers/security officers, which used to be included with employee/board member information, to the section of the policy covering INFORMATION THAT MAY NOT BE DISCLOSED (see page 9 at PEACE/SECURITY OFFICER INFORMATION).

GBAA (LEGAL) INFORMATION ACCESS REQUESTS FOR INFORMATION

A revision at CATEGORIES OF INFORMATION on pages 8-9 clarifies that the attorney general, in Open Record Decision 684, determined that a district may withhold from public disclosure any of the categories of records listed in that decision, not just personnel records.

Explanatory Notes

TASB Localized Policy Manual Update 100

GBAA (LOCAL) INFORMATION ACCESS REQUESTS FOR INFORMATION

With some exception, state law allows districts to charge requestors for district personnel time spent responding to the requestor's public information requests after the personnel time exceeds a specified amount established by the district, which may not be less than 36 hours. Your district does not have a policy addressing this available option. Therefore, we have enclosed for your consideration a policy that establishes a 36-hour limit for personnel time after which the district will begin charging the requestor for the district personnel time spent on his or her PIA requests.

GKA (LEGAL) COMMUNITY RELATIONS CONDUCT ON SCHOOL PREMISES

A recent attorney general opinion added at BOARD AUTHORIZATION on page 6 explains that a concealed handgun license holder does not commit a criminal offense when the holder carries a handgun at an interscholastic event or a board meeting if the holder is lawfully carrying a handgun pursuant to the board's written regulations and authorization.

GKB (LOCAL) COMMUNITY RELATIONS ADVERTISING AND FUND RAISING IN THE SCHOOLS

This policy includes extensive revisions recommended to clarify the district's authority to accept or reject requests for ADVERTISING. A definition of "advertising" has been added, which excludes public recognition of donors or sponsors.

The standards for accepting or rejecting advertising have been expanded. The policy explains that advertising is for the purpose of generating revenue, not establishing a forum for communication. Although requests for advertising must be considered in a manner consistent with the First Amendment, the district maintains control over the size and location of advertising and may reject advertising that is inconsistent with law, board policy, regulations, or curriculum or that has a reasonable likelihood of exposing the district to controversy, litigation, or disruption.

Acceptance of advertising does not constitute district endorsement or approval of any product, service, organization, or issue and shall not determine whether the district will purchase goods or services from a vendor.

Cross-references to GKD and FMA have been updated to explain that other relevant information may be found at those policies.

Please note: If your district does not accept paid political advertising, sample policy text prohibiting such advertising is available from your policy consultant. For information on political advertising, see TASB Legal Services' eSource memo "Campaign Speech During Elections," available at https://www.tasb.org/Services/Legal-Services/TASB-School-Law-eSource/Governance/documents/campaign_speech_during_elections_june14.pdf.

(LOCAL) Policy Comparison Packet

Each marked-up (LOCAL) policy in this collection reflects an automated comparison of the updated policy with its precursor, as found in the TASB Policy Service records.

The comparison is generated by an automated process that shows changes as follows.

- *Deletions* are shown in a red strike-through font: ~~deleted text~~.
- *Additions* are shown in a blue, bold font: **new text**.
- Blocks of text that have been *moved* without alteration are shown in green, with double underline and double strike-through formatting to distinguish the text's destination from its origin: ~~moved text~~ becomes moved text.
- *Revision bars* appear in the right margin, as above.

While the annotation software competently identifies simple changes, large or complicated changes—as in an extensive rewrite—may be more difficult to follow.

To see these same annotations in Word format, where you can further modify the text or alter the presentation of tracked changes themselves, see “(LOCAL) Policy Comparison (Word docs/Zip),” also found online in Local Manual Updates.

For further assistance in understanding changes, please refer to the explanatory notes in your Localized Policy Manual update packet or contact your policy consultant.

El Campo ISD
241903

OFFICE MANAGEMENT
RECORDS MANAGEMENT

CPC
(LOCAL)

The Superintendent shall oversee the performance of records management functions prescribed by state and federal law:

- Records Management Officer, as prescribed by Local Government Code 203.023
- Records Administrator, as prescribed by Local Government Code 176.001 and 176.007 [See BBFA and CHE]
- Officer for Public Information, as prescribed by Government Code 552.201–~~205204~~ [See GBAA]
- Public Information Coordinator, as prescribed by Government Code 552.012 [See BBD]

DOCUMENT
DESTRUCTION
PRACTICES

The District shall follow its records management program regarding document destruction. However, the District shall preserve documents, including electronically stored information, and suspend routine record destruction practices as applicable according to procedures developed by the records management officer:

1. In the event of pending or reasonably anticipated litigation;
2. In the event of an investigation by a federal agency or department or any bankruptcy case; or
3. In the event of a public information request.

Notification shall be given to appropriate staff of any applicable obligations to suspend routine record destruction practices.

~~WEBSITE~~
POSTINGS

The District's records management program shall address the length of time documents will be posted on the District's ~~website~~ when the law does not specify a posting period.

DATE ISSUED: ~~7/28/2014~~
UPDATE ~~10080~~
CPC(LOCAL)-A

ADOPTED:

1 of 1

El Campo ISD
241903

INSURANCE AND ANNUITIES MANAGEMENT
HEALTH AND LIFE INSURANCE

CRD
(LOCAL)

DISTRICT
CONTRIBUTION

The Board annually shall determine the District's contribution to employee health insurance premiums as part of the budget development and adoption process. ~~For purposes of the District contribution to employees' health insurance premiums, the Board may distinguish between full time and part time employees, as those terms are defined for other benefits.~~

CONTINUATION
COVERAGE

The District shall continue its contribution toward the cost of the employee's group health insurance coverage while the employee is on paid leave or, if applicable, while the employee is on family and medical leave. [See DEC]

The District shall not otherwise expend public funds for group health insurance coverage of an employee who is not on paid leave status. However, an employee who is not on paid leave status or FMLA leave shall be allowed to continue group health insurance coverage, at his or her own expense, for the period specified in the District's group health insurance plan.

DATE ISSUED: ~~6/7/28/2014~~2006
UPDATE 10078
CRD(LOCAL)-A

ADOPTED:

1 of 1

El Campo ISD
241903

EMPLOYMENT PRACTICES
TERM CONTRACTS

DCB
(LOCAL)

**AFTER ANY
APPLICABLE
PROBATIONARY
CONTRACT PERIOD
REQUIRED BY THE
DISTRICT,
TERMCERTIFICATION
REQUIRED BY SBEC**

~~Term~~ contracts governed by Chapter 21 of the Education Code (educator term contracts) shall be provided to **any employees in positions required by law to receive such contracts, including:**

1. SBEC-certified employees serving full-time as **principals, assistant principals, teachers, school counselors, diagnosticians, librarians, and athletic directors;**~~principals, assistant principals, teachers, counselors, diagnosticians, librarians, and the athletic director;~~ and
2. Full-time nurses.

**EMPLOYEES
INCERTIFICATION
REQUIRED BY THE
DISTRICT**

~~Educator term contracts shall be provided also to persons in the following~~ positions for which the District requires current SBEC certification **shall also receive term contracts.**~~—other administrators and professionals.~~

DATE ISSUED: ~~5/7/28/2014~~2004
UPDATE 100~~LDU-28-03~~
DCB(LOCAL)-~~CC4~~

ADOPTED:

1 of 1

El Campo ISD
241903

EMPLOYMENT PRACTICES
AT-WILL EMPLOYMENT

DCD
(LOCAL)

	<p>Personnel not hired under a contract shall be employed on an at-will basis. include but are not limited to employees in the following categories: support, paraprofessional, and auxiliary personnel.</p> <p>[For information regarding contractual employment, see DCA, DCB, DCC, and DCE, as appropriate]</p>
ASSIGNMENT AND EVALUATION	<p>The Superintendent or designee has sole authority to notify employees of assignments, compensation rates, and conditions of employment.</p> <p>Evaluation of at-will employees shall be conducted by the principal or supervisor in accordance with administrative procedures. [See DN]</p>
REASONABLE ASSURANCE OF EMPLOYMENT	<p>At-will employees in positions normally requiring less than 12 months of service annually and who are expected to report to work at the beginning of the following school session shall be provided a letter of reasonable assurance of employment. [See CRF]</p>
DISMISSAL	<p>At-will employees may be dismissed at any time for any reason not prohibited by law or for no reason, as determined by the needs of the District. At-will employees who are dismissed shall receive pay through the end of the last day worked.</p>
APPEAL TO BOARD	<p>A dismissed employee may request to be heard by the Board in accordance with DGBA(LOCAL).</p>

DATE ISSUED: ~~7/28/2014~~ ~~5/29/2007~~
UPDATE ~~10080~~
DCD(LOCAL)-A

ADOPTED:

1 of 1

EMPLOYMENT PRACTICES
OTHER TYPES OF CONTRACTS

DCE
(LOCAL)

~~NON-CHAPTER 21
CONTRACTS~~

~~The Board may employ by written contract personnel not eligible for a contract under Chapter 21 of the Education Code. Such contracts shall not be governed by the provisions of Chapter 21 of the Education Code.~~

~~REASONABLE
ASSURANCE OF
EMPLOYMENT~~

~~The District shall provide an employee a letter of reasonable assurance of employment if a new contract is not issued prior to the last working day of the current contract and the employee is reasonably expected to report to work at the beginning of the following academic term.~~

~~APPEAL OF
EMPLOYMENT
ACTIONS~~

~~An employee may appeal discharge during the contract period in accordance with DCE(LEGAL).~~

~~An employee whose contract is not reissued at the end of the contract period may appeal to the Board in accordance with DGBA(LOCAL).~~

AUTHORITY	<p>The Superintendent is authorized to accept or reject any transfer requests, provided that such action is without regard to race, religion, color, sex, disability, national origin, or ancestral language.</p> <p>A resident student who becomes a nonresident during the course of a semester shall be permitted to continue in attendance for the remainder of the semester.</p>
TRANSFER REQUESTS	<p>A nonresident student wishing to transfer into the District shall file an application for transfer each school year with the Superintendent or designee. Transfers shall be granted for one regular school year at a time.</p>
FACTORS	<p>In approving transfers, the Superintendent or designee shall consider availability of space and instructional staff and the student's disciplinary history and attendance records.</p>
TRANSFER AGREEMENTS REVOCATION OF TRANSFER	<p>A transfer student shall be notified in the written transfer agreement that he or she must follow all rules and regulations of the District. Violation of the terms of the agreement may result in a transfer request not being approved the following year, including those for student conduct and attendance, and that violation of the District's rules and regulations may result in revocation of the transfer agreement. The effective date of the revocation shall be set in accordance with the written transfer agreement.</p> <p>Written notification of any transfer revocation shall be sent to the school district of residence.</p>
TUITION	<p>If the District charges tuition, the amount shall be set by the Board, within statutory limits.</p>
WAIVERS	<p>The Board may waive tuition for a student based on financial hardship upon written application by the student, parent, or guardian. [See FP]</p>
NONPAYMENT	<p>The District may initiate withdrawal of students whose tuition payments are delinquent.</p>
APPEALS	<p>Any appeals shall be made in accordance with FNG(LOCAL) and GF(LOCAL), as appropriate.</p>

STUDENT RECORDS

FL
(LOCAL)

COMPREHENSIVE
SYSTEM

The Superintendent or designee shall develop and maintain a comprehensive system of student records and reports dealing with all facets of the school program operation and shall ensure through reasonable procedures that records are accessed by authorized persons only, as allowed by this policy. These data and records shall be stored in a safe and secure manner and shall be conveniently retrievable for use by authorized school officials.

CUMULATIVE RECORD

A cumulative record shall be maintained for each student from entrance into District schools until withdrawal or graduation from the District.

This record shall move with the student from school to school and be maintained at the school where currently enrolled until graduation or withdrawal. Records for nonenrolled students shall be retained for the period of time required by law. No permanent records may be destroyed without explicit permission from the Superintendent. [See [CPCGBA](#)]

CUSTODIAN OF
RECORDS

The Superintendent is custodian of all records for currently enrolled students. The Superintendent is the custodian of records for students who have withdrawn or graduated. The student handbook made available to all students and parents shall contain a listing of the addresses of District schools, as well as the Superintendent's business address.

TYPES OF EDUCATION
RECORDS

The record custodian shall be responsible for the education records of the District. These records may include:

1. Admissions data, personal and family data, including certification of date of birth.
2. Standardized test data, including intelligence, aptitude, interest, personality, and social adjustment ratings.
3. All achievement records, as determined by tests, recorded grades, and teacher evaluations.
4. All documentation regarding a student's testing history and any accelerated instruction he or she has received, including any documentation of discussion or action by a grade placement committee convened for the student.
5. Health services record, including:
 - a. The results of any tuberculin tests required by the District.
 - b. The findings of screening or health appraisal programs the District conducts or provides. [See FFAA]

STUDENT RECORDS

FL
(LOCAL)

- c. Immunization records. [See FFAB]
6. Attendance records.
7. Student questionnaires.
8. Records of teacher, counselor, or administrative conferences with the student or pertaining to the student.
9. Verified reports of serious or recurrent behavior patterns.
10. Copies of correspondence with parents and others concerned with the student.
11. Records transferred from other districts in which the student was enrolled.
12. Records pertaining to participation in extracurricular activities.
13. Information relating to student participation in special programs.
14. Records of fees assessed and paid.
15. Records pertaining to student and parent complaints.
16. Other records that may contribute to an understanding of the student.

ACCESS BY PARENTS

The District shall make a student's records available to the student's parents, as permitted by law. The records custodian or designee shall use reasonable procedures to verify the requestor's identity before disclosing student records containing personally identifiable information.

Records may be reviewed in person during regular school hours without charge upon written request to the records custodian. For in-person viewing, the records custodian or designee shall be available to explain the record and to answer questions. The confidential nature of the student's records shall be maintained at all times, and records to be viewed shall be restricted to use only in the Superintendent's, principal's, or counselor's office, or other restricted area designated by the records custodian. The original copy of the record or any document contained in the cumulative record shall not be removed from the school.

Copies of records are available at a per copy cost, payable in advance. Copies of records must be requested in writing. Parents may be denied copies of records if they fail to follow proper procedures or pay the copying charge. If the student qualifies for free or reduced-price lunches and the parents are unable to view the rec-

ords during regular school hours, upon written request of a parent, one copy of the record shall be provided at no charge.

A parent may continue to have access to his or her child's records under specific circumstances after the student has attained 18 years of age or is attending an institution of postsecondary education. [See FL(LEGAL)]

ACCESS BY SCHOOL
OFFICIALS

A school official shall be allowed access to student records if he or she has a legitimate educational interest in the records.

For the purposes of this policy, "school officials" shall include:

1. An employee, **Board member**~~trustee~~, or agent of the District, including an attorney, a consultant, a contractor, a volunteer, **a school resource officer**, and any outside service provider used by the District to perform institutional services.
2. An employee of a cooperative of which the District is a member or of a facility with which the District contracts for placement of students with disabilities.
3. A contractor retained by a cooperative of which the District is a member or by a facility with which the District contracts for placement of students with disabilities.
4. A parent or student serving on an official committee, such as a disciplinary or grievance committee, or assisting another school official in performing his or her tasks.

All contractors provided with student records shall follow the same rules as employees concerning privacy of the records and shall return the records upon completion of the assignment.

A school official has a "legitimate educational interest" in a student's records when he or she is:

1. Working with the student;
2. Considering disciplinary or academic actions, the student's case, or an individualized education program for a student with disabilities;
3. Compiling statistical data;
4. Reviewing an education record to fulfill the official's professional responsibility; or
5. Investigating or evaluating programs.

STUDENT RECORDS

FL
(LOCAL)

TRANSCRIPTS AND
TRANSFERS OF
RECORDS

The District may request transcripts from previously attended schools for students transferring into District schools; however, the ultimate responsibility for obtaining transcripts from sending schools rests with the parent or student, if 18 or older.

For purposes of a student's enrollment or transfer, the District shall promptly forward in accordance with the time line provided in law education records upon request to officials of other schools or school systems in which the student intends to enroll or enrolls. [See FD(LEGAL), REQUIRED DOCUMENTATION] The District may return an education record to the school identified as the source of the record.

RECORDS
RESPONSIBILITY FOR
STUDENTS IN SPECIAL
EDUCATION

The director of special education shall be responsible for ensuring the confidentiality of any personally identifiable information in records of students in special education.

A current listing of names and positions of persons who have access to records of students in special education is maintained at the special education office.

PROCEDURE TO
AMEND RECORDS

Within 15 District business days of the record custodian's receipt of a request to amend records, the District shall notify the parents in writing of its decision on the request and, if the request is denied, of their right to a hearing. If a hearing is requested, it shall be held within ten District business days after the request is received.

Parents shall be notified in advance of the date, time, and place of the hearing. An administrator who is not responsible for the contested records and who does not have a direct interest in the outcome of the hearing shall conduct the hearing. The parents shall be given a full and fair opportunity to present evidence and, at their own expense, may be assisted or represented at the hearing.

The parents shall be notified of the decision in writing within ten District business days of the hearing. The decision shall be based solely on the evidence presented at the hearing and shall include a summary of the evidence and reasons for the decision. If the decision is to deny the request, the parents shall be informed that they have 30 District business days within which to exercise their right to place in the record a statement commenting on the contested information and/or stating any reason for disagreeing with the District's decision.

DIRECTORY
INFORMATION

The District has designated the following categories of information as directory information: student name; address; telephone listing; electronic mail address; photograph; date and place of birth; major field of study; degrees, honors, and awards received; dates of attendance; grade level; most recent educational institution attended;

participation in officially recognized activities and sports; and
weight and height of members of athletic teams.

INFORMATION ACCESS
REQUESTS FOR INFORMATION

GBAA
(LOCAL)

CHARGING FOR
PERSONNEL TIME

After personnel of the District collectively have spent 36 hours of time producing public information for a requestor during the District's fiscal year, the District shall charge the requestor for any additional personnel time spent producing information for the requestor, in accordance with law.

El Campo ISD
241903

COMMUNITY RELATIONS
ADVERTISING AND FUND RAISING IN THE SCHOOLS

GKB
(LOCAL)

PROMOTIONAL
ACTIVITIES

School facilities shall not be used to advertise, promote, sell tickets, or collect funds for any nonschool-related purpose without prior approval of the Superintendent or designee. ~~Nonschool-related organizations may use school facilities only in accordance with GKD.~~

[For information relating to nonschool use of facilities, see GKD.]

ADVERTISING

For purposes of this policy, “advertising” shall mean a communication designed to attract attention or patronage by the public or school community and communicated through means under the control of the District in exchange for consideration to the District. “Advertising” does not include public recognition of donors or sponsors who have made contributions, financial or otherwise, to the District or school support organizations.

Advertising shall be accepted solely for the purpose of **generating revenue** ~~for covering~~ the **District** ~~cost of providing materials and equipment,~~ not for the purpose of establishing a forum for communication. The District **shall retain** ~~retains~~ final editorial authority to accept or reject submitted advertisements in a manner consistent with the First Amendment. **The District shall retain the authority to determine the size and location of any advertising. The District shall also reserve the right to reject advertising that is inconsistent with federal or state law, Board policy, District or campus regulations, or curriculum, as well as any content the District determines has a reasonable likelihood of exposing the District to controversy, litigation, or disruption.**

Acceptance of advertising shall not constitute District approval or endorsement of any product, service, organization, or issue referenced in the advertising, nor shall acceptance of advertising from a vendor determine whether the District will purchase goods or services from the vendor through the District’s formal procurement process.

[For information relating to school-sponsored publications, see FMA.] ~~[See FMA regarding school-sponsored publications]~~

DATE ISSUED: 7/28/2014 ~~1/2002~~
UPDATE 10068
GKB(LOCAL)-A

ADOPTED:

1 of 1