

Agenda of Regular

The Board of Trustees El Campo Independent School District

A Regular of the Board of Trustees of El Campo Independent School District will be held January 28, 2014, beginning at 7:00 PM in the Boardroom, 700 W. Norris, El Campo, TX 77437.

The subjects to be discussed are as listed below.

1. Call to Order/Opening Prayer/Pledge of Allegiance
2. Governance
 - A. Consider Action on Superintendent's Contract
3. Superintendent's Report
4. Public Comment
5. Public Hearing on District's Annual Performance Report 3
6. Recognition
7. Recognition of El Campo FFA Leadership Development Teams 5
8. School Board Recognition Month - Recognize School Trustees for their Service
9. Consent Agenda
 - A. Business and Support Services
 1. Report on High School Baseball and Softball Field Complex Construction Progress Meeting 11
 2. Consider Annual Approval of District Investment Officers 25
 3. Consider Annual Approval of Sources of Investment Officer Training 28
 4. Consider District Investment Policies 32
 - B. Curriculum and Instruction
 - C. Students
10. Governance
 - A. Consider Approval of the Minutes 39
 1. January 21, 2014 - Special Meeting 41
11. November 19, 2013 - Special Meeting for FIRST Rating 42
12. December 17, 2013 - Regular Meeting 43
13. Consider Approval of 2014 - 2015 School Calendar 47
14. Review Applications and Certifications for Payment on the High School Baseball and Softball Field Complex 52
15. Consider Approval of Budget Amendment to Appropriate Money for the new High School Baseball and Softball Field Complex 79
16. Review of Monthly Financial Reports 82
17. Review List of Checks Written for the Month of December 90
18. Personnel
19. Review of Superintendent Compensation Market Study 92
20. Business and Operations
 - A. Discuss "Short List" of Candidates for the High School Auditorium Renovation Project Construction Manager at Risk 109

21. Discuss Funding of Current and Proposed Projects from Fund Balance
 22. Curriculum and Instruction
 23. Closed Session:
 24. Texas Government Code § 551.074 (1) PERSONNEL MATTERS, to Deliberate the Appointment, Employment, Evaluation, Reassignment, Duties, Discipline, or Dismissal of a Public Officer or Employee
 25. Discuss Action on Superintendent's Contract
 26. Personnel
 27. Governance
 - A. February Activity Calendar
 28. Preliminary Agenda for February 25, 2014
 29. Business and Support Services
 30. Personnel
 31. Curriculum and Instruction
 32. Report on EXIT Level TAKS Exams
 33. Students
 34. Monthly DAEP Report
 35. Monthly SRO Report
 36. Community and Governmental Relations
 37. Legislative Update
 38. Adjournment
-

If, during the course of the meeting, discussion of any item on the agenda should be held in a closed meeting, the Board will conduct a closed meeting in accordance with the Texas Open Meetings Act, Government Code, Chapter 551, Subchapters D and E. Before any closed meeting is convened, the presiding officer will publicly identify the section or sections of the Act authorizing the closed meeting. All final votes, actions, or decisions will be taken in open meeting.

The notice for this meeting was posted in compliance with the Texas Open Meeting Act on January 24, 2014 at 2:00 p.m.

For the Board of Trustees

Agenda Item Summary Sheet (2 A)
Meeting Date: January 28, 2014
Submitted by: Mark Pool, Superintendent

Information Item

Public Hearing	Public Hearing on District's Annual Academic Performance Report
Summary	<p>2012-2013 Texas Academic Performance Report. Every year the Texas Academic Performance Report pulls together a wide range of information on the performance of students in each school and district in the State. Performance on each of the indicators in the report is disaggregated by students' ethnicity, special education, low income status, and limited English proficient status. The reports also provide extensive information on school and district staff, finances, programs and student demographics.</p> <p>By law the Board is annually required to publish this report, which is intended to inform the public about the educational performance of the District and each campus in relation to the District, state, and a comparable group of schools.</p> <p>Within 90 days after the report is received from TEA, the Board must hold a hearing for public discussion of the report, and shall publish the report within two weeks after the hearing. The report is then to be disseminated in public places, such as school offices, local businesses, and public libraries.</p>
ECISD Board Policy	BR (LEGAL), REPORTS
Effective Date	2012-2013 School Year
Previous Board Action	The Board annually holds a public hearing, publishes and disseminates the Annual TAPR Report.
Future Action Expected	The Board annually holds a public hearing, publishes and disseminates the Annual TAPR Report.
Background Information and Significant Issues	The origins of the reporting student performance go back to 1984, when the Texas Legislature for the first time sought to emphasize student achievement as the basis for accountability. That year, House Bill 72 called for a system of accountability based primarily on student performance. Prior to that, accountability focused mostly on process, that is, districts were checked to see if their schools had been following rules, regulations, and sound education practices.

Since the first year of the Academic Excellence Indicator System (1990-91), reporting student performance has developed and evolved through legislative amendments, the recommendations of advisory committees and the commissioner of education, State Board of Education actions, and final development by Texas Education Agency researchers and analysts. This year the Academic Excellence Indicator System (AEIS) has taken another step in its evolution and is now known as the Texas Academic Performance Report (TAPR).

Fiscal Impact	None.
Student and Public Benefit	The public benefits through an unbiased, standardized report of the educational performance of the District and each campus in relation to the District, state, and a comparable group of schools.
Procedural and Reporting Implications	Annual Report will be disseminated to the public as required by policy.
Public Comments	None.
Alternatives	None.
Other Comments and Related Issues	The level of detail on the TAPR is possible thanks to the extensive amount of school data collected in Texas. TEA annually collects a broad range of information on over 1200 districts, more than 7,900 schools, 300,000 educators, and over 4.5 million students through the Public Education Information Management System (PEIMS). Additionally, testing contractors provide the agency with scores on standardized tests which are administered statewide. Other state agencies provide information such as tax rates and property values.
Attachments	1. Included under separate cover: <i>2012-2013 Texas Academic Performance Report</i>
Contact Person(s)	Carolyn Gordon, Executive Director of Special Programs and Compliance
Action Required	No action required.
Superintendent's Recommendation	This is an information item only. Mark Pool, Superintendent of Schools

Recognition	A. FFA Leadership Development Teams B. School Board Recognition Month
Summary	<p>FFA Leadership Development Teams. This year our FFA members had an outstanding year with their Leadership Development Events. FFA Advisors will be at the meeting to recognize a number of FFA members for their accomplishments.</p> <p>School Board Recognition Month. January is School Board Recognition Month to help build awareness of the crucial role an elected board of trustees play in our communities and schools. School Board Trustees are extraordinary people who voluntarily tackle the enormous job of governing school districts. Their actions and decisions affect the present and future lives of our children.</p>
ECISD Board Policy	None.
Effective Date	January 28, 2014
Previous Board Action	The Board periodically recognizes students for their accomplishments above and beyond district level competition or faculty and staff members who have achieved some type of special recognition. This section of the agenda is also used to introduce teachers who are new to the District.
Future Action Expected	The Board periodically recognizes students for their accomplishments above and beyond district level competition or faculty and staff members who have achieved some type of special recognition. This section of the agenda is also used to introduce teachers who are new to the District.
Background Information and Significant Issues	<p>FFA Leadership Development Events. Leadership Development Events focus on creating situations for members to demonstrate their abilities in public speaking, decision making, communication and their knowledge of agriculture and the FFA organization. Team and individual events are used to reinforce what is taught in agricultural science classrooms.</p> <p>All LDE events have elimination rounds at the district and area before the state level competition. Please refer to your district and area calendars for competition dates.</p>

School Board Recognition Month. As citizens who serve children and represent their communities, individual school board members face complex and demanding challenges. Yet, few people fully understand the scope and far-reaching implications of board members' responsibilities. All Texans should recognize the vital contributions of these men and women and focus attention on the crucial role these elected leaders play in the education of our children. They truly make a difference every day.

Their job is to establish a vision for the education program, design a structure to achieve that vision, assure schools are accountable to the community, and strongly advocate continuous improvement in student learning. That job entails an endless string of meetings and school functions to attend; reams of reports, agendas, proposals, and other information to read and study; and a host of difficult decisions to make.

School board members come from all walks of life. They are farmers, secretaries, doctors, lawyers, homemakers, teachers, truck drivers, business owners, professors, architects, ranchers, and real estate agents, to name just a few.

While they wear many hats in the workday world, school board members put on a collective hat when they get down to the business of leading their school districts. Board members must pull together as a team toward a common goal—helping our students achieve. While they may individually disagree on certain issues, their role as a board is to consistently strive toward excellence.

Board members contribute hundreds and hundreds of hours each year governing their districts. Whether crafting policies, hiring administrators, listening to staff and student concerns, or recognizing outstanding programs, board members always keep their eyes on the goal of student achievement.

The time spent in board meetings represents just a small fraction of the hours school board members devote to their jobs. They work hard at seminars and training sessions to keep abreast of the latest changes in state and federal regulations and learn trends in educational leadership. They also are deeply involved in community activities, and spend many hours in the schools and at extracurricular events. Their love of learning and concern and caring for students, staff, and the community drive board members' desire to ensure every student can succeed.

In recognition of this service, January is designated as School Board Recognition Month and countless districts across the state will take this opportunity to say thanks to our trustees for giving so much to their communities.

Fiscal Impact

None.

Student and Public Benefit

The Board has the opportunity to recognize student and faculty for their extra effort.

Procedural and Reporting Implications

None.

Public Comments

None.

Other Comments and Related Issues

The following is a brief description of the Leadership Development Events El Campo FFA members participated in:

- **Job Interview.** At the competition, each member submits their resume, completes a job application for an agricultural position on site and participates in an interview via telephone, in person one-on-one and with a panel of possible employers.
- **Creed Speaking.** A member presents the FFA Creed from memory and answers questions about its meaning and purpose. This event is just one way to boost self-confidence, earn recognition, and develop powerful, organized and professional communication skills.
- **Chapter Conducting.** Teams conduct a mock chapter meeting to demonstrate knowledge of basic parliamentary law and the use of correct parliamentary procedures. At the conclusion of the meeting, team members are asked questions regarding parliamentary law.
- **Agriculture Skill Demonstration.** A team of 3-5 members performs an actual demonstration of an agricultural skill including anything in the Agricultural Science and Technology curriculum using effective public speaking and communication methods.
- **Chapter Agriculture Quiz.** An exam testing team members' understanding of the FFA, agricultural education, current agricultural events and parliamentary procedure is given. Teams can be made of 3 or 4 members.
- **Greenhand FFA Quiz.** An exam testing knowledge of the Grays Guide to Parliamentary Procedure for FFA and FFA knowledge including history, facts, business structure, leadership and programs is given to individuals. Quiz teams can be made of 3 or 4 members.
- **Agriculture Issues Forum.** A team of 3 to 7 students research and analyze a current agricultural issue, create a portfolio and also develop and deliver a presentation that stresses both pros and cons of their selected agricultural issue. At the event competition, members use verbal skills and presentation abilities to defend their findings and answer judges' questions.
- **Agriculture Advocacy.** This contest will be designed to inform the general public and consumers about the importance and value of the agriculture industry and how agriculture impacts human lives. Agricultural Advocacy teams will be made up of 3-5 members from the same chapter.
- **FFA Broadcasting.** A team of 3 members presents an informative radio program covering one or more agricultural subjects that is current in nature and local in content. The contest assumes that the chapter has a regularly scheduled non-commercial radio program once each month over a local station.

- **Public Relations.** A team of between two and four FFA members develops and presents a 5-8 minute program to inform a specified target audience regarding the Texas FFA and what it represents. The presentation is developed assuming that the target audience has no knowledge of the FFA. Team members are asked questions in response to their program following the presentation.

Attachments

- List of FFA Members, the Leadership Development Events they participated in; and their place in the district, area, and state contests.

Contact Person(s)

Mark Pool, Superintendent of School

Action Required

No action required.

Superintendent's Recommendation

Information item only.

Mark Pool, Superintendent of Schools

The team members and results are:

Job Interview: 1st @ district , 8th @ area

Ellie Forgason

Senior Creed Speaker: 2nd @ district , 2nd @ area , 4th @ state

Ellie Forgason

Senior Chapter Conducting: 3rd @ district

Kaitlyn Davlin, Colton Krutilek, Bailey Popp, Kayla Matthews, Hannah Tupa, Hunter Merta, and Matthew Nelson

Greenhand Chapter Conducting: 3rd @ district

Kyler Valenta, Lexi Vick, Paige Halamicek, Melea Socha, Lothario Pratt, Kaylyn Harp, and Kristyn Espinosa

Senior Skills: 1st @ district, 2nd @ area , 2nd @ state

Alexus Ryan, Cydni Rod, and Terra Cook

Greenhand Skills: 1st @ district, 1st @ area, 2nd @ state

Shea Slattery, Brittany Graham, and Randie Hlavaty

Senior Quiz: 5th @ district

Bailey Popp, Colton Krutilek, Corey Kudelka, and Rosie Krenek

Greenhand Quiz: 2nd @ district, 4th @ area

Katelyn Krutilek, Michelle Sutton, Steven Gonzales, and Sawyer Stummer

Agricultural Issues Forum: 2nd @ district, 5th @ area

Rosie Krenek, Marshall Mach, Amanda Zboril, Audrey Anderson, and Danielle Valenta

Agricultural Advocacy: 1st @ district, area and state

Tyler Farrar, Brianna Bauer, Taylor Fuechec, and Danielle Valenta

Radio Broadcasting: 1st @district, 4th @area

Tyler Farrar, Koy Kresta, and Nick Jasek

Greenhand Creed Speaker: 3rd @district

Krystana Stavinoha

Public Relations: 1st @ district, 3rd @ area

Shelby Stary, Lauren Herrmann, Natalie Nohavitzka, and Korie Couvillion

Agenda Item Summary Sheet (4 B.1)
Meeting Date: January 28, 2014
Submitted by: Mark Pool, Superintendent

Information Only

**Consent Agenda
Business and Support
Services**

Report on High School Baseball and Softball Fields Complex
Construction Progress Meeting

Summary

Progress Meeting No. 4 was held on January 16, 2014. The following is a list of the work completed and the projected work reviewed and discussed at that meeting:

Work Completed

1. Storm water system 90% complete
2. Final Layout of dugouts complete
3. Drilled footings at dugouts 60% complete
4. Concrete formwork at Concessions Building 90% complete
5. Concrete formwork at Ticket / Pavilion complete
6. Concrete reinforcing fabrication at Ticket / Pavilion complete
7. Select fill at Girls batting cages ongoing
8. Backstop netting column support installation ongoing
9. Spec-brick delivery complete

Projected Work

1. Complete drilled footings at dugouts
2. Begin grade beam excavation / prep at dugouts
3. Pour foundations at Ticket / Pavilion
4. Drill concrete footing at Batting Cages
5. Begin outfield fence post installation at both fields
6. Begin concrete prep at Concession Building

ECISD Board Policy

None.

Effective Date

January 16, 2014

Previous Board Action

During the construction phase of this project we will designate a section of the consent agenda each month to review and/or discuss construction issues.

Future Action Expected

During the construction phase of this project we will designate a section of the consent agenda each month to review and/or discuss construction issues.

Background Information and Significant Issues

The following Change Proposals have been approved / pending:

- **No. 1** - Provide deletion of dug-out storage buildings. Provide storage at batting cages. Add \$696.00.
- **No. 2** – Provide relocation of chain link fencing from baseball batting cages to outfield fence along swale and sidewalk. No Charge.
- **No. 3** – Reduce length of the raised section of outfield fence by 40 ft at Boys’ Baseball Field. Deduct (\$5,200.00)
- **No. 4** – Provide hydromulch in lieu of solid sod at commons areas. Savings unknown.
- **No. 5** – Install Owner provided drinking fountains at dugouts. Savings unknown.

Fiscal Impact

The Guaranteed Maximum Price for this project is \$2,386,707.00, which includes the following allowances:

- Graphics/ Front Entry.....\$4,000.00
- Materials Testing / Survey\$19,000.00
- **TOTAL****\$23,000.00**
- Total Change Proposals Approved..... \$696.00
- Pending Change Proposals (\$5,200.00)
- **Remaining Allowances Balance**..... **\$27,504.00**

Student and Public Benefit

The Board and the general public are appropriately informed about the progress on the capital improvement projects.

Procedural and Reporting Implications

None.

Public Comments

None.

Alternatives

None.

Other Comments and Related Issues

None.

Attachments

- Construction Project Meeting No. 4, January 16, 2014

Contact Person(s)

Mark Pool, Superintendent of School

Action Required

No action required.

Superintendent’s Recommendation

Information only.

Mark Pool, Superintendent of Schools



POLASEK CONSTRUCTION, INC.

GENERAL CONTRACTORS • COMMERCIAL • RESIDENTIAL • DESIGN BUILD

Date: Thursday, January 16, 2014

El Campo Independent School District
New Baseball - Softball Complex

Time: 10:00 AM

Location: PCI Job Trailer

PROGRESS MEETING NO. 4

AGENDA

1. Review Previous Weeks Meeting Minutes
 - a. Status of action items
 - b. Comments or Changes
2. Review Logs - Discuss Outstanding Issues
 - a. RFI Logs
 - b. Submittal Logs
 - c. Minor Changes & Clarifications
 - d. Change Proposal Request & Change Proposals
 - e. Allowance Expenditure Authorizations
3. Review Schedule
 - a. Review work progress since previous meeting
 - b. Overall construction schedule and 3 week look ahead
 - c. Identify any material delivery issues or issues that may create delays
 - d. Change Proposal Request & Change Proposals
4. Review Field and Quality Control Issues
 - a. Previous week activity: Observations, problems, conflict, field directives
 - b. Schedule pre-installation conferences this week
 - c. Schedule inspections this week
 - d. Other issues and questions
5. New Issues
 - a. Polasek Construction, Inc.
 - b. El Campo Independent School District
 - c. RWS Architects, Inc.
6. Scheduled Meetings
 - a. Progress Meeting Number 05 to be held on date to be determined at the PCI job trailer.

P.O. BOX 64, EL CAMPO, TEXAS 77437
(979) 543-9708 FAX: (979) 543-2081



POLASEK CONSTRUCTION, INC.

GENERAL CONTRACTORS • COMMERCIAL • RESIDENTIAL • INSTITUTIONAL

MEETING MINUTES

Date of Issue: 01/16/14
Date of Meeting: 11/14/13
Place of Meeting: Athletic Complex - Job Trailer
Time of Meeting: 10:00 AM
Subject: Progress Meeting # 03

Present:

Mark Pool, Superintendent	El Campo ISD	
Jeff Balcar	El Campo ISD	
Tim Supak	El Campo ISD - Trustee	(absent)
Malcolm Gaus	RWS Architects, Inc.	
Greg Polasek	Polasek Construction, Inc.	
Tyler Williams	Polasek Construction, Inc.	(absent)
Kevin Stehling	Polasek Construction, Inc.	
Brent Bubela	El Campo Little League	(absent)
Pat Krpec	El Campo Little League	(absent)

Distribution: All Attendees

Submitted By: Greg Polasek, Project Manager, Polasek Construction, Inc.

Item No.	Item Description	Responsibility	Due Date	Status
1.0	<u>PREVIOUS ISSUES:</u>			
Mtg 1	1.02 ECISD requested a CP for elimination of the dug-out storage buildings and placement of such on the south end of the baseball field batting cages. Elimination of curbs and interior fencing shall also be included as part of this change. PCI submitted pricing. Malcolm to provide documentation for signature based upon discussion. Malcolm to provide.	RWS / PCI	ASAP	Open
2	2.01 Provide pricing for relocation of perimeter fence between baseball batting cages and outfield baseball fence. Follow drainage swale and sidewalk to increase area within fence. Malcolm to provide CP. <i>Footage aprox. Same, no change in price.</i>	RWS	ASAP	Closed
	2.02 Discussions held concerning possible reduction in overall project cost to provide funding for closing cost and/or interim financing. Possible items would be deletion of windscreens at two fields and vinyl coated chain link.	ECISD / PCI	ASAP	Closed

Item No.	Item Description	Responsibility	Due Date	Status
2.0	<p><u>A. CONSTRUCTION PROGRESS:</u></p> <ol style="list-style-type: none"> 1. Parking area subgrade prep complete 2. Electrical underground at Concessions bldg complete 3. Concrete formwork at Concessions bldg 90% complete 4. Underground plumbing rough at Concessions complete 5. Rain delay 6 days 6. 7. 8. 9. 10. 11. 12. <p><u>B. PROJECTED WORK:</u></p> <ol style="list-style-type: none"> 1. Final layout of dugouts 2. Drill concrete footings at dugouts 3. Begin grade beam excavation / prep at dugouts 4. Install storm sewer system 5. Begin outfield fence post installation at both fields 6. Spec brick delivery 7. 8. 9. 10. 11. 12. 			
3.0	<p><u>C. MATERIALS DELIVERY ISSUES / DELAYS:</u></p> <ol style="list-style-type: none"> 1. <p><u>FIELD ISSUES AND QUALITY CONTROL:</u></p> <ol style="list-style-type: none"> 1. <p><u>Comments related to construction activity</u></p> <p><u>Scheduled pre-installation conferences:</u></p> <ol style="list-style-type: none"> 1. 			
4.0	<p><u>DOCUMENT STATUS LOGS:</u></p> <p><u>Submittal Log reviewed with the following comments:</u></p> <p>Outstanding:</p> <p>Current:</p>			
4.1	<p><u>RFI Log reviewed:</u></p> <p>None</p>			
4.2	<p><u>CPR / AEA Log reviewed:</u></p> <p>Outstanding: None</p> <p>Current:</p> <p><u>Note:</u></p> <p><u>Minor Changes and Clarifications:</u> None</p>			

Item No.	Item Description	Responsibility	Due Date	Status
5.0	<u>NEW ISSUES</u>			
Mtg 3	3.01 Mark requested input team members as to a possible change in the shape of the boys baseball field. After discussion, possible change in grades as well as lighting layout would increase cost rather than reduce cost. Decision to remain as is.			Closed
	3.02 Discussion was held concerning possible value engineering items. PCI to keep an open CPR log with possible options. 1) Reduce length of high fence at boys baseball field by 40', 2) Provide hydromulch in lieu of grass at common areas, 3) Owner provided drinking fountains.	PCI		Open
	3.03			
	3.04			

Next Team Meeting TBD

The preceding summation is our interpretation of the items discussed at the referenced meeting. Any persons desiring to add to or otherwise correct the minutes are requested to put their comments in writing to the project manager on or before the next meeting. Otherwise, the minutes will stand as written.



Greg Polasek
Project Manager
Polasek Construction, Inc.

END OF MINUTES



POLASEK CONSTRUCTION, INC.

GENERAL CONTRACTORS • COMMERCIAL • RESIDENTIAL • DESIGN BUILD

El Campo Independent School District Baseball - Softball Athletic Complex

Project Overview

Meeting Location:	PCI Job Trailer	Date:	1/16/2014
	El Campo, Texas	Time:	8:00 AM

1. SCHEDULE AND PROGRESS:

A. WORK COMPLETED

1. Storm water system 90% complete
2. Final Layout of dugouts complete
3. Drilled footings at dugouts 60% complete
4. Concrete formwork at Concessions bldg 90% complete
5. Concrete formwork at Ticket / Pavillion complete
6. Concrete reinforcing farication at Ticket / Pavillion complete
7. Select fill at Girls batting cages ongoing
8. Backstop netting column support installation ongoing
9. Spec-brik delivery complete
- 10.
- 11.
- 12.

B. PROJECTED WORK:

1. Complete drilled footings at dugouts
2. Begin grade beam excavation / prep at dugouts
3. Pour foundations at Ticket / Pavillion
4. Drill concrete footings at Batting Cages
5. Begin outfield fence post installation at both fields
6. Begin concrete prep at Concession Bldg.
- 7.
- 8.
- 9.
- 10.
- 11.
- 12.

2. FIELD ISSUES

A. OUTSTANDING

- 1.
- 2.

B. CURRENT

1. Metal roof color
2. Hardware manf. / keying
3. Toilet partition layout

Baseball – Softball Athletic Complex – Progress Report Photos



1. Masonry Delivery



2. Pavilion foundation preparation



3. Ticket Booth foundation preparation



4. Front entry concrete preparation



5. Backstop netting support columns



6. Site drainage catch basin


Baseball – Softball Athletic Complex – Progress Report Photos (2)



7. Site drainage catch basin



8. Foundation steel fabrication



9. Foundation steel fabrication

CHANGE PROPOSAL REQUEST LOG

Project:
Architect:
Contractor:

Baseball and Softball Complex
RWS Architects
Polasek Construction, Inc.

El Campo ISD
Project No. 1388
1/16/14



SUMMARY (ALLOWANCES)

Graphics / Front Entry
Materials Testing / Surveying

\$ 4,000.00
\$ 19,000.00

TOTAL ALLOWANCE AMOUNT

\$ 23,000.00

CPR TOTAL APPROVED TO DATE
REMAINING BALANCE AFTER APPROVED CPRs

\$696.00
\$ 22,304.00

TOTAL ESTIMATED/ PENDING CPRs
REMAINING BALANCE AFTER PENDING AND APPROVED CPRs

(\$5,200.00)
\$ 27,504.00

POLASEK CONSTRUCTION INC.

SUBMITTAL LOG - ECISD Baseball & Softball Complex **January 16, 2014**

Specified Division	Submittal No.	Description	Submitted By	Date Rec'd.	Consultant		Date Returned	Rev'd.	Rev'd As Noted	Rev. & Resub	Rej.	Remarks
					To	From						
09900		Painting	Ideal Finishes									
10167	10167-14	Toilet Partitions	Crossroad Specialties	1/14/2014								
10201		Louvers	TMG									
10351	10351-10	Flagpole	Kronberg Flagpole	10/7/2013			10/11/2013		X			
10401		Graphics	St George Sign									
10800	10800-15	Toilet Accessories	Crossroad Specialties									
10951	10951-16	Fire Extinguishers	Crossroad Specialties									
12341		Casework / SS	Victoria Cabinetworks									
13000		PEMB	LMB Structures									
13125		Alum. Bleachers	Sturdisteel									
15450	15450-08	Plumbing Fixtures	El Campo Plumbing	10/7/2013			11/3/2013		X			
15650		Mech Equipment	Eldridge A/C									
15800		Air Distribution	Eldridge A/C									
16420		Light Fixtures/Gear	Penner Electric									
16510	16510-07	Sport Lighting	Techline	10/7/2013			11/3/2013			X		Re-submitted
16510	16510-07R	Sport Lighting	Techline	11/14/2013			11/18/2013		X			Released
16720		Public Address Sys	Bayou City Interests									

Agenda Item Summary Sheet (4 B.4)
Meeting Date: January 28, 2014
Submitted by: Mark Pool, Superintendent

Action Required

**Consent Agenda:
Business and Support
Services**

Approval of District Investment Officers

Summary

According to *Government Code § 2246.005(f)* the Board shall designate one or more officers or employees as investment officer(s) to be responsible for the investment of its funds. In the administration of the duties of an investment officer, the person designated as an investment officer shall exercise the judgment and care, under prevailing circumstances, that a prudent person would exercise in the management of the person's own affairs, but the Board retains the ultimate responsibility as fiduciaries of the assets of the District.

Authority granted to a person to invest the entity's funds is effective until rescinded by the Board or until termination of the person's employment by the District.

LOCAL policy states that the Superintendent or other person designated by Board resolution shall serve as the investment officer of the District and shall invest District funds as directed by the Board in accordance with the District's written investment policy and generally accepted accounting procedures.

ECISD Board Policy

CDA (LEGAL), OTHER REVENUES: INVESTMENTS, INVESTMENT OFFICER

CDA (LOCAL), OTHER REVENUES: INVESTMENTS, INVESTMENT AUTHORITY

Effective Date

January 28, 2014

Previous Board Action

The Board annually passes a resolution approving a list of investment officers for the District.

Future Action Expected

The Board annually passes a resolution approving a list of investment officers for the District.

**Background Information and
Significant Issues**

The RESOLUTION designates David Bright, and Joyce Supak as the district investment officers

Fiscal Impact

None.

Student and Public Benefit	Investment resolutions are in place as internal controls to help protect taxpayers' dollars by reducing the risks involved in the investment of public funds.
Procedural and Reporting Implications	Resolution designating the district's investment officers will be included in the official board minutes for this meeting, and is subject to audit.
Public Comments	None.
Alternatives	Identify other individuals to designate as investment officers.
Other Comments and Related Issues	None
Attachments	<ul style="list-style-type: none"> • Copy of: RESOLUTION, Designation of Investment Officer(s)
Contact Person(s)	David Bright, Assistance Superintendent of Finance and Operations
Action Required	Motion, second and majority vote to approve Resolution designating the district's investment officers.
Superintendent's Recommendation	<p>I recommend you approve the individuals recommended as designated investment officers as part of the consent agenda.</p> <p>Mark Pool, Superintendent of Schools</p>

RESOLUTION
Designation of Investment Officer(s)

WHEREAS, the El Campo Independent School District has legal authority to invest public funds in a manner which assures the safety of invested funds, maintains sufficient liquidity to provide for the daily needs of the District and provide the highest investment return, and

WHEREAS, this investment authority applies to all financial assets of the District, and

WHEREAS, investments shall be made with careful judgment and care, under then prevailing circumstances, which a prudent person exercising discretion and intelligence in the management of their own affairs, not for speculation, but for investment, considering the probable safety of their capital as well as the probable income to be derived, and

WHEREAS, the El Campo Independent School District is required under CDA (LEGAL) and Gov't Code 2256.005 to designate one or more officers or employees as investment officer(s) to be responsible for the investment of its funds, and

WHEREAS, the investment officer of the District shall be required to attend at least one training session relating to their respective responsibilities under the Public Funds Investment Act within 12 months after taking office or assuming duties, and

WHEREAS, not less than quarterly, the District's investment officer shall prepare and submit to the Board a written report of investment transactions for all funds covered by the Public Funds Investment Act for the preceding reporting period,

THEREFORE BE IT RESOLVED that the Board of Trustees of the El Campo Independent School District go on record designating **David Bright and Joyce Supak** investment officer(s) to be responsible for the investment of its funds.

ADOPTED AND SIGNED this 28th day of January 2014.

Tommy Turner, President

David Hodges, Secretary

Agenda Item Summary Sheet (4 B.5)
Meeting Date: January 28, 2014
Submitted by: Mark Pool, Superintendent

Action Required

**Consent Agenda:
Business and Support
Services**

Approval of Sources of Investment Officer

Summary

According to *Government Code § 2256.008(a)(b)(c)*, within 12 months after taking office or assuming duties, the treasurer or chief financial officer and the investment officer of the District shall attend at least one training session from an independent source approved by the Board. This initial training must contain at least ten hours of instruction relating to their respective responsibilities under the Public Funds Investment Act.

The treasurer or chief financial officer and investment officer must also attend an investment training session not less than once in a two-year period and receive not less than ten hours of instruction relating to investment responsibilities under the Public Funds Investment Act from an independent source approved by the Board.

Investment training must include education in investment controls, security risks, strategy risks, market risks, diversification of investment portfolio, and compliance with the Government Code, Chapter 2256.

ECISD Board Policy

CDA (LEGAL), OTHER REVENUES: INVESTMENTS, INVESTMENT OFFICER

Effective Date

January 28, 2014.

Previous Board Action

The Board annually approves the training of district investment officers and the sources for investment officer training.

Future Action Expected

The Board annually approves the training of district investment officers and the sources for investment officer training.

**Background Information and
Significant Issues**

The RESOLUTION approves the training of investment officers and the independent sources of instruction relating to investment responsibilities.

Fiscal Impact

None.

Student and Public Benefit

Investment resolutions are in place as internal controls to help protect taxpayers' dollars by reducing the risks involved in the investment of public funds.

Procedural and Reporting Implications	Resolution approving the training for district investment officers and the independent sources of instruction relating to investment responsibilities will be included in the official board minutes for this meeting, and is subject to audit.
Public Comments	None.
Alternatives	None.
Other Comments and Related Issues	None.
Attachments	<ul style="list-style-type: none"> • Copy of RESOLUTION Approving the Training of Investment Officers and the Independent Sources of Instruction Relating to Investment Responsibilities.
Contact Person(s)	David Bright, Assistance Superintendent of Finance and Operations
Action Required	Motion, second and majority vote approving the sources for Investment Officer training.
Superintendent's Recommendation	<p>I recommend you approve the sources for Investment Officer training as a part of the Consent Agenda.</p> <p>Mark Pool, Superintendent of Schools</p>

**RESOLUTION APPROVING THE TRAINING OF INVESTMENT OFFICERS
AND
THE INDEPENDENT SOURCES OF INSTRUCTION RELATING TO
INVESTMENT RESPONSIBILITIES**

WHEREAS, El Campo Independent School District (the “District”) has been legally created and operates pursuant to the general laws of the State of Texas applicable to independent school district; and

WHEREAS, the Board of Trustees has convened on this date at a meeting open to the public and wishes to approve investment training, pursuant to Chapter 2256.008(a), Texas Government Code, as amended from time to time; and

WHEREAS, Section 2256.008(a), Texas Government Code, as amended, requires the treasurer, chief financial officer if the treasurer is not the chief financial officer and investment officer of the District to attend an investment training session not less than once in a two-year period and receive not less than ten hours of instruction relating to investment responsibilities from an independent source approved by the Board of Trustees of the District or a designated investment committee advising the investment officer, as provided in the investment policy of the District; and

WHEREAS, the Investment Policy, CDA (LOCAL), designates the Superintendent, or other persons designated by Board resolution as primary investment officers; and

WHEREAS, the Region II, III & IV Education Service Centers, the Texas Association of School Boards (“TASB”), the Texas Association of School Administrators (“TASA”), the Texas Association of School Business Officials (“TASBO”), Texas Tech University, University of North Texas, Southwest Securities, the TexPool Investment Pool, the Lone Star Investment Pool, the MBIA Municipal Investors Service Corporation Investment Pool and the Local Government Investment Cooperative (“LOGIC”) provide investment training sessions relating to investment responsibilities; and

WHEREAS, the governing body of this local government wishes to approve the Region II, III & IV ESCs, TASB, TASA, TASBO, Texas Tech University, University of North Texas, Southwest Securities, TexPool, Lone Star, MBIA Municipal Investors Service Corporation, and LOGIC as independent sources of instruction to provide investment training sessions required by Section 2256.008(a); **NOW, THEREFORE,**

BE IT RESOLVED BY THE BOARD OF TRUSTEES OF THE EL CAMPO INDEPENDENT SCHOOL DISTRICT THAT:

Section 1: The approval of the Region II, III & IV ESCs, TASB, TASA, TASBO, Texas Tech University, University of North Texas, Southwest Securities, TexPool, Lone Star, MBIA, and LOGIC as independent sources of instruction relating to

investment responsibilities for the investment officers of the District, as required by Section 2256.008(a), Texas Government Code, as amended.

Section 2: The approval of the attached list of training hours which have been completed by the investment officers of the District for the fiscal year ended August 31, 2013.

PASSED AND APPROVED this 28th day of January 2014.

Tommy Turner, President

David Hodges, Secretary

Agenda Item Summary Sheet (4 B.6)
Meeting Date: January 28, 2014
Submitted by: Mark Pool, Superintendent

Action Required

**Consent Agenda:
Business and Support
Services**

Annual Review of Investment Policies

Summary

According to *Government Code § 2256.026*, all investments made by the District shall comply with the Public Funds Investment Act and all federal, state, and local statutes, rules or regulations.

Government Code § 2256.005(b) states that investments shall be made in accordance with written policies approved by the Board. The investment policies must primarily emphasize safety of principal and liquidity and must address investment diversification, yield and maturity and the quality and capability of investment management.

Government Code 2256.005(e) states that the investment policy and investment strategy shall be reviewed not less than annually. The Board shall adopt a written instrument stating that it has reviewed the investment policy and investment strategies and that the written instrument so adopted shall record any changes made to either the investment policy or investment strategies.

ECISD Board Policy

CDA (LEGAL), OTHER REVENUES: INVESTMENTS, INVESTMENT OFFICER

Effective Date

January 28, 2014

Previous Board Action

The Board annually reviews and approves the District's investment policies.

Future Action Expected

The Board annually reviews and approves the District's investment policies.

**Background Information and
Significant Issues**

The RESOLUTION approves the investment policy for the El Campo Independent School District.

The policy must include:

1. A list of types of authorized investments in which the District's funds may be invested;
2. The maximum allowable stated maturity of any individual investment owned by the District;
3. For pooled fund groups, the maximum dollar-weighted average maturity allowed based on the stated maturity date of the portfolio;

4. Methods to monitor the market price of investments acquired with public funds;
5. A requirement for settlement of all transactions, except investment pool funds and mutual funds, on a deliver versus payment basis; and
6. Procedures to monitor rating changes in investments acquired with public funds and the liquidation of such investments consistent with the provisions of Government Code 2256.021.

Fiscal Impact

None.

Student and Public Benefit

Investment resolutions are in place as internal controls to help protect taxpayers' dollars by reducing the risks involved in the investment of public funds.

Procedural and Reporting Implications

Resolution approving the investment policies of the district will be included in the official board minutes for this meeting, and is subject to audit.

Public Comments

None.

Alternatives

None.

Other Comments and Related Issues

None

Attachments

- Copy of RESOLUTION, Adopting the Investment Policy of the El Campo Independent School District.
- Copy of Policy CDA (LOCAL)

Contact Person(s)

David Bright, Assistance Superintendent of Finance and Operations

Action Required

Motion, second and majority vote to approve District investment policy.

Superintendent's Recommendation

I recommend you approve the resolution adopting the investment policy of the El Campo Independent School District as part of the consent agenda.

Mark Pool, Superintendent of Schools

**RESOLUTION ADOPTING THE INVESTMENT POLICY
OF THE EL CAMPO INDEPENDENT SCHOOL DISTRICT**

WHEREAS, El Campo Independent School District (the “District”) has been legally created and operates pursuant to the general laws of the State of Texas applicable to independent school districts; and

WHEREAS, the Board of Directors has convened on this date at a meeting open to the public and wishes to adopt an Investment Policy for the District, in the form attached hereto as Exhibit “A,” pursuant to Chapter 2256, Texas Government Code, as amended from time to time; **NOW, THEREFORE**,

**BE IT RESOLVED BY THE BOARD OF TRUSTEES OF THE EL
CAMPO INDEPENDENT SCHOOL DISTRICT THAT:**

Section 1: The Investment Policy, in the form attached hereto as Exhibit “A,” is hereby adopted as the investment policy for the District.

Section 2: The provisions of this Resolution shall be effective as of the date of adoption and shall remain in effect until modified by action of the Board of Trustees.

PASSED AND APPROVED this 28th day of January 2014.

Tommy Turner, President

David Hodges, Secretary

OTHER REVENUES
INVESTMENTS

CDA
(LOCAL)

INVESTMENT
AUTHORITY

The Superintendent or other person designated by Board resolution shall serve as the investment officer of the District and shall invest District funds as directed by the Board and in accordance with the District's written investment policy and generally accepted accounting procedures. All investment transactions except investment pool funds and mutual funds shall be executed on a delivery versus payment basis.

APPROVED
INVESTMENT
INSTRUMENTS

From those investments authorized by law and described further in CDA(LEGAL), the Board shall permit investment of District funds in only the following investment types, consistent with the strategies and maturities defined in this policy:

1. Obligations of, or guaranteed by, governmental entities as permitted by Government Code 2256.009.
2. Certificates of deposit and share certificates as permitted by Government Code 2256.010.
3. Fully collateralized repurchase agreements permitted by Government Code 2256.011.
4. A securities lending program as permitted by Government Code 2256.0115.
5. Banker's acceptances as permitted by Government Code 2256.012.
6. Commercial paper as permitted by Government Code 2256.013.
7. No-load money market mutual funds and no-load mutual funds as permitted by Government Code 2256.014.
8. A guaranteed investment contract as an investment vehicle for bond proceeds, provided it meets the criteria and eligibility requirements established by Government Code 2256.015.
9. Public funds investment pools as permitted by Government Code 2256.016.

SAFETY AND
INVESTMENT
MANAGEMENT

The main goal of the investment program is to ensure its safety and maximize financial returns within current market conditions in accordance with this policy. Investments shall be made in a manner that ensures the preservation of capital in the overall portfolio, and offsets during a 12-month period any market price losses resulting from interest-rate fluctuations by income received from the balance of the portfolio. No individual investment transaction shall be undertaken that jeopardizes the total capital position of the overall portfolio.

OTHER REVENUES
INVESTMENTS

CDA
(LOCAL)

LIQUIDITY AND
MATURITY

Any internally created pool fund group of the District shall have a maximum dollar weighted maturity of 180 days. The maximum allowable stated maturity of any other individual investment owned by the District shall not exceed one year from the time of purchase. The Board may specifically authorize a longer maturity for a given investment, within legal limits.

The District's investment portfolio shall have sufficient liquidity to meet anticipated cash flow requirements.

DIVERSITY

The investment portfolio shall be diversified in terms of investment instruments, maturity scheduling, and financial institutions to reduce risk of loss resulting from overconcentration of assets in a specific class of investments, specific maturity, or specific issuer.

MONITORING MARKET
PRICES

The investment officer shall monitor the investment portfolio and shall keep the Board informed of significant declines in the market value of the District's investment portfolio. Information sources may include financial/investment publications and electronic media, available software for tracking investments, depository banks, commercial or investment banks, financial advisors, and representatives/advisors of investment pools or money market funds. Monitoring shall be done monthly or more often as economic conditions warrant by using appropriate reports, indices, or benchmarks for the type of investment.

MONITORING RATING
CHANGES

In accordance with Government Code 2256.005(b), the investment officer shall develop a procedure to monitor changes in investment ratings and to liquidate investments that do not maintain satisfactory ratings.

FUNDS / STRATEGIES

Investments of the following fund categories shall be consistent with this policy and in accordance with the strategy defined below.

OPERATING FUNDS

Investment strategies for operating funds (including any commingled pools containing operating funds) shall have as their primary objectives safety, investment liquidity, and maturity sufficient to meet anticipated cash flow requirements.

AGENCY FUNDS

Investment strategies for agency funds shall have as their objectives safety, investment liquidity, and maturity sufficient to meet anticipated cash flow requirements.

DEBT SERVICE
FUNDS

Investment strategies for debt service funds shall have as their objective sufficient investment liquidity to timely meet debt service payment obligations in accordance with provisions in the bond documents. Maturities longer than one year are authorized provided legal limits are not exceeded.

OTHER REVENUES
INVESTMENTS

CDA
(LOCAL)

CAPITAL PROJECTS	Investment strategies for capital project funds shall have as their objective sufficient investment liquidity to timely meet capital project obligations. Maturities longer than one year are authorized provided legal limits are not exceeded.
TRUST FUNDS	Investment strategies for trust funds shall have as their primary objectives safety, investment liquidity, and maturity sufficient to meet anticipated cash flow requirements.
SAFEKEEPING AND CUSTODY	The District shall retain clearly marked receipts providing proof of the District's ownership. The District may delegate, however, to an investment pool the authority to hold legal title as custodian of investments purchased with District funds by the investment pool.
BROKERS / DEALERS	Prior to handling investments on behalf of the District, brokers/dealers must submit required written documents in accordance with law. [See SELLERS OF INVESTMENTS, CDA(LEGAL)] Representatives of brokers/dealers shall be registered with the Texas State Securities Board and must have membership in the Securities Investor Protection Corporation (SIPC), and be in good standing with the Financial Industry Regulatory Authority (FINRA).
SOLICITING BIDS FOR CD'S	In order to get the best return on its investments, the District may solicit bids for certificates of deposit in writing, by telephone, or electronically, or by a combination of these methods.
INTEREST RATE RISK	<p>To reduce exposure to changes in interest rates that could adversely affect the value of investments, the District shall use final and weighted-average-maturity limits and diversification.</p> <p>The District shall monitor interest rate risk using weighted average maturity and specific identification.</p>
INTERNAL CONTROLS	<p>A system of internal controls shall be established and documented in writing and must include specific procedures designating who has authority to withdraw funds. Also, they shall be designed to protect against losses of public funds arising from fraud, employee error, misrepresentation by third parties, unanticipated changes in financial markets, or imprudent actions by employees and officers of the District. Controls deemed most important shall include:</p> <ol style="list-style-type: none">1. Separation of transaction authority from accounting and recordkeeping and electronic transfer of funds.2. Avoidance of collusion.3. Custodial safekeeping.4. Clear delegation of authority.5. Written confirmation of telephone transactions.

OTHER REVENUES
INVESTMENTS

CDA
(LOCAL)

6. Documentation of dealer questionnaires, quotations and bids, evaluations, transactions, and rationale.
7. Avoidance of bearer-form securities.

These controls shall be reviewed by the District's independent auditing firm.

PORTFOLIO REPORT

In addition to the quarterly report required by law and signed by the District's investment officer, a comprehensive report on the investment program and activity shall be presented annually to the Board.

Agenda Item Summary Sheet (4 A.1)
Meeting Date: January 28, 2014
Submitted by: Mark Pool, Superintendent

Action Required

Consent Agenda: Governance	Minutes of Previous Meetings A. November 19, 2013 – Special Meeting for Public Hearing on FIRST Rating B. December 17, 2013 – Regular Meeting C. January 21, 2014 – Special Meeting for Annual Superintendent Performance Evaluation
Summary	According to policy BE (LOCAL), BOARD MEETINGS, MINUTES, board action shall be carefully recorded by the secretary or clerk; when approved, these minutes shall serve as the legal record of official Board actions. The written minutes of all meetings shall be approved by vote of the Board and signed by the President and the Secretary of the Board.
ECISD Board Policy	BE (LOCAL), BOARD MEETINGS
Effective Date	January 28, 2014.
Previous Board Action	The Board approves minutes at each regular monthly meeting.
Future Action Expected	The Board approves minutes at each regular monthly meeting.
Background Information and Significant Issues	None.
Fiscal Impact	None.
Student and Public Benefit	An accurate record of all discussions and actions by the Board of Trustees is maintained.
Procedural and Reporting Implications	After approval minutes are filed with the official records of the District.
Public Comments	None.

Alternatives	None.
Other Comments and Related Issues	None.
Attachments	Minutes of regular and special meetings held on the following dates: <ol style="list-style-type: none"> 1. Special Meeting – November 19, 2013 at 6:45 p.m. 2. Regular Meeting – December 17, 2013 at 7:00 p.m. 3. Special Meeting – January 21, 2014 at 6:00 p.m.
Contact Person(s)	Dianne Cerny, Executive Secretary
Action Required	Motion, second and majority vote to approve the minutes.
Superintendent's Recommendation	I recommend you approve the minutes of previous meetings as part of the Consent Agenda. Mark Pool, Superintendent of Schools

**MINUTES OF THE BOARD OF TRUSTEES
EL CAMPO INDEPENDENT SCHOOL DISTRICT
January 21, 2014**

The Board of Trustees of the El Campo Independent School District met in a Special Session January 21, 2014 in the Board Room, 700 West Norris, El Campo, Texas.

MEMBERS PRESENT: Tommy Turner, David Hodges, Cecil Davis, James Russell, Ralph Novosad, Timothy Supak

MEMBERS ABSENT: J. J. Croix

OTHERS PRESENT: Mark Pool, David Bright

Board President Tommy Turner called the meeting to order at 6:00 p.m. There was a quorum present.

BUSINESS

REVIEW AND CONSIDER APPROVAL OF ANNUAL FINANCIAL AUDIT AND COMPLIANCE REPORT: A motion was made by James Russell and seconded by Ralph Novosad to approve the Annual Financial Audit and Compliance Report. Motion carried by a 6 – 0 vote with Trustee J. J. Croix being absent.

CLOSED SESSION

EXECUTIVE SESSION: The president of the Board called for an Executive Session in accordance president of the Board called for an Executive Session in accordance with Texas Government Code § 551.074 (1) PERSONNEL MATTERS, to deliberate the appointment, employment, evaluation, reassignment, duties, discipline or dismissal of a Public Officer or Employee. Specifically, the Board will conduct the Annual Summative Evaluation of the Superintendent Contract. The Board entered Executive Session at 6:36 p.m. and reconvened in Open Session at 7:45 p.m.

There being no further discussion, the meeting adjourned at 7:45 p.m.

DRAFT

PRESIDENT

SECRETARY

**MINUTES OF THE BOARD OF TRUSTEES
EL CAMPO INDEPENDENT SCHOOL DISTRICT
November 19, 2013**

The Board of Trustees of the El Campo Independent School District met in a Special Session November 19, 2013 in the Board Room, 700 West Norris, El Campo, Texas.

MEMBERS PRESENT: Tommy Turner, David Hodges, Cecil Davis, James Russell, J. J. Croix, Timothy Supak

MEMBERS ABSENT: Ralph Novosad

OTHERS PRESENT: Mark Pool, Mauri Couey, Chris Skinner, Scott Gelardi, Dianne Cerny

Board President Tommy Turner called the meeting to order at 6:48 p.m. There was a quorum present.

Ralph Novosad arrived at 6:51 p.m.

PUBLIC HEARING

- A. Public Hearing – Financial Management Report 2013 School FIRST Rating: David Bright, Assistant Superintendent for Finance reviewed the FIRST Rating. There were no public comments.

There being no further discussion, the meeting adjourned at 6:58 p.m.

DRAFT

PRESIDENT

SECRETARY

**MINUTES OF THE BOARD OF TRUSTEES
EL CAMPO INDEPENDENT SCHOOL DISTRICT
December 17, 2013**

The Board of Trustees of the El Campo Independent School District met in a Regular Session December 17, 2013 at the El Campo Independent School District Administration Office, 700 W Norris Street, El Campo, Texas.

MEMBERS PRESENT: Tommy Turner, Ralph Novosad, David Hodges, Cecil Davis, James Russell, J. J. Croix

MEMBERS ABSENT: Timothy Supak

OTHERS PRESENT: Mark Pool, David Bright, Carolyn Gordon, Kelly Waters, Dianne Cerny, Scott Gelardi, V. Rod, Turk Krenek, Mauri Couey, Kyle Poenitsch, Clark Popp, Becky Popp, Bailey Popp, Jody Larimer

Board President Tommy Turner called the meeting to order at 7:01 p.m. J. J. Croix gave the opening prayer followed by the Pledge of Allegiance. There was a quorum present.

PUBLIC COMMENT: Carolyn Gordon reported on the Public Hearing for Highly Qualified Staff Certification that all teachers are Highly Qualified.

RECOGNITION: David Bright recognized Becky Popp for Outstanding Service to the Business Department for her efforts for the American Express Rewards Program.

CONSENT AGENDA: A motion was made by James Russell and seconded by Cecil Davis to approve the consent agenda:

- A. Governance
 - 1. Consider Approval of the Minutes
 - a. November 19, 2013 – Regular Meeting
 - 2. Consider Approval of TASB Local Policy Update 98
- B. Business and Support Service
 - 1. Annual Review of District Technology Plan
 - 2. Review of Monthly Financial Reports
 - 3. Review Quarterly Investment Reports
 - 4. Review of Checks Written for the Month of November
- C. Personnel
- D. Curriculum and Instruction
- E. Students

Motion carried 6 -0 with Trustee Timothy Supak being absent.

BUSINESS AND OPERATIONS

ACCEPT CHECK FROM AMERICAN EXPRESS FOR THE EL CAMPO INDEPENDENT SCHOOL DISTRICT EDUCATION FOUNDATION IN THE AMOUNT OF \$37,500.00: A motion was made by James Russell and

seconded by Ralph Novosad to accept a check from American Express on behalf of the El Campo Independent School District Education Foundation in the amount of \$37,500.00. Motion carried by a 6 – 0 vote with Trustee Timothy Supak being absent.

CONSIDER APPROVAL OF CONSTRUCTION MANAGER AT RISK AS THE CONSTRUCTION DELIVERY METHOD FOR THE HIGH SCHOOL AUDITORIUM RENOVATIONS: A motion was made by J. J. Croix and seconded by James Russell to approve the Construction Manager at Risk as the Construction Delivery Method for the High School Auditorium Renovations. Motion carried by a 5 – 1 – 0 vote with Trustees J. J. Croix, James Russell, Tommy Turner, David Hodges and Cecil Davis in favor, Trustee Ralph opposed and Trustee Timothy Supak being absent.

CONSIDER APPROVAL OF WEIGHTED CRITERIA FOR SELECTION OF THE CONSTRUCTION MANAGER AT RISK FOR THE HIGH SCHOOL AUDITORIUM RENOVATIONS: A motion was made by J. J. Croix and seconded by James Russell to approve the Construction Manager at Risk as the Construction Delivery Method for the High School Auditorium Renovations. Motion carried by a 5 – 1 – 0 vote with Trustees J. J. Croix, James Russell, Tommy Turner, David Hodges and Cecil Davis in favor, Trustee Ralph opposed and Trustee Timothy Supak being absent.

CONSIDER AUTHORIZING THE SUPERINTENDENT TO UTILIZE THE TWO-STEP METHOD FOR SELECTION OF A CONSTRUCTION MANAGER AT RISK FOR THE HIGH SCHOOL AUDITORIUM RENOVATIONS: A motion was made by James Russell and seconded by Cecil Davis to approve the Construction Superintendent's recommendation to utilize the Two-Step Method for selection for a Construction Manager at Risk for the High School Auditorium renovations. Motion carried by a 5 – 1 – 0 vote with Trustees J. J. Croix, James Russell, Tommy Turner, David Hodges and Cecil Davis in favor, Trustee Ralph opposed and Trustee Timothy Supak being absent.

REVIEW TIMELINES FOR THE SELECTION OF A CONSTRUCTION MANAGER AT RISK FOR THE HIGH SCHOOL AUDITORIUM RENOVATIONS: Mr. Pool reviewed the timelines for the selection of a Construction Manager at Risk for the High School Auditorium renovations.

REVIEW TIMELINES FOR ACCEPTING COMPETITIVE SEALED PROPOSALS FOR THE MYATT AND NORTHSIDE ELEMENTARY SECURITY ENTRANCES AND NORTHSIDE ELEMENTARY CANOPY SYSTEM: Mr. Pool reviewed the timelines for accepting competitive sealed proposals for the Myatt and Northside Elementary security entrances and Northside Elementary canopy system.

REVIEW TIMELINES FOR ACCEPTING COMPETITIVE SEALED PROPOSALS FOR REPAIR AND RESURFACING OF THE TRACK AT RICEBIRD STADIUM AND RESURFACING OF THE HIGH SCHOOL TENNIS COURTS: Mr. Pool reviewed timelines for accepting competitive sealed proposals for repair and resurfacing of the track at Ricebird Stadium and resurfacing of the High School tennis courts.

DISCUSS SCOPE OF WORK AND OPINION OF PROBABLE COST FOR RICEBIRD STADIUM FIELD HOUSE AND PUBLIC RESTROOMS PROJECT: Mr. Pool and the Board discussed scope of work and opinion of probable cost for Ricebird Stadium Field House and Public Restrooms Project.

DISCUSS CONSTRUCTION PROGRESS ON THE HIGH SCHOOL BASEBALL AND SOFTBALL FIELD COMPLEX: Mr. Pool and the Board discussed the construction progress on the High School Baseball and Softball Field Complex.

REPORT ON PENDING PURCHASE OF PROPERTY FOR FFA PROJECT CENTER: Mr. Pool reported on the pending purchase of five acres of property for the FFA Project Center.

DISCUSS WORK OF COMMUNITY FACILITIES ADVISORY COMMITTEE: Mr. Pool and the Board discussed the work of the Community Facilities Advisory Committee.

CURRICULUM AND INSTRUCTION

REPORT ON THE NUMBER OF STUDENTS DEMONSTRATING COLLEGE READINESS AS DEFINED BY THE TEXAS ACADEMIC PERFORMANCE REPORT: Mr. Pool reported on the number of students demonstrating college readiness as defined by the Texas Academic Performance Report.

GOVERNANCE

CONSIDER OFFER BY THE CITY OF EL CAMPO TO PURCHASE TAX RESALE PROPERTY: A motion was made by Ralph Novosad and seconded by James Russell to approve the offer by the City of El Campo to purchase Tax Resale Property. Motion carried by a 6 – 0 vote with Trustee Timothy Supak being absent.

CONSIDER APPROVAL OF REVISED LOCAL POLICY GKC (LOCAL) – COMMUNITY RELATIONS, VISITORS TO SCHOOLS: A motion was made by James Russell and seconded by David Hodges to approve revised Local Policy GKC (LOCAL) – COMMUNITY RELATIONS, VISITORS TO SCHOOLS. Motion carried by a 6 – 0 vote with Trustee Timothy Supak being absent.

REVIEW ADMINISTRATIVE REGULATION ON REGISTERED SEX OFFENDERS ON CAMPUS: Mr. Pool and the Board reviewed Administrative Regulation on Registered Sex Offenders on campus.

REVIEW PROPOSED SCHOOL CALENDAR: A motion was made by James Russell and seconded by J. J. Croix to table the review of the Proposed School Calendar until the next regular scheduled meeting. . Motion carried by a 6 – 0 vote with Trustee Timothy Supak being absent.

BOARD PRESIDENT TO ANNOUNCE INDIVIDUAL BOARD MEMBER TRAINING HOURS: Board President Tommy Turner announced Board Member Training Hours for Tommy Turner, Cecil Davis, David Hodges, Ralph Novosad, J. J. Croix, James Russell and Timothy Supak.

DISCUSS ANNUAL SUPERINTENDENT PERFORMANCE EVALUATION PROCESS AND SET DATE AND TIME FOR ANNUAL EVALUATION: The Board discussed and set January 21, 2014 at 6:00 p.m. as the date and time for the Annual Superintendent Performance Evaluation.

REVIEW PROGRESS REPORT ON SUPERINTENDENT PERFORMANCE GOALS: No review

CLOSED SESSION

EXECUTIVE SESSION: The president of the Board called for an Executive Session in accordance with Texas Government Code § 551.074 (1) PERSONNEL MATTERS, to deliberate the appointment, employment, evaluation, reassignment, duties, discipline or dismissal of a Public Officer or Employee. The Board entered Executive Session at 7:18 p.m. and reconvened in Open Session at 8:05 p.m.

PERSONNEL

CONSIDER ACCEPTING RESIGNATION OF NORTHSIDE ELEMENTARY SCHOOL PRINCIPAL MOLLI

BODUNGEN: A motion was made by J. J. Croix and seconded by David Hodges to accept the resignation of Northside Elementary School Principal Molli Bodungen. Motion carried by a 4 – 2 – 0 vote with Trustees Ralph Novosad, Tommy Turner, David Hodges and J. J. Croix in favor, Trustees James Russell and Cecil Davis opposed and Trustee Timothy Supak being absent.

CONSIDER APPROVAL OF INTERIM PRINCIPAL FOR NORTHSIDE ELEMENTARY SCHOOL: A motion was made by Ralph Novosad and seconded by Cecil Davis to approve the Superintendent’s recommendation to employ Gilberto Vela on a daily basis as the Interim Principal for Northside Elementary School. Motion carried by a 5 – 1- 0 vote with Trustees Ralph Novosad, Cecil Davis, Tommy Turner, David Hodges and J. J. Croix in favor, Trustee James Russell opposed and Trustee Timothy Supak being absent.

SUPERINTENDENT’S REPORT

- A. Governance
 - 1. Preliminary Agenda for January 21, 2014
 - 2. January Activity Calendar
- B. Business and Support Services
- C. Personnel
- D. Curriculum and Instruction
- E. Students
 - 1. Monthly DAEP Report
 - 2. Monthly SRO Report
- F. Community and Governmental Relations
 - 1. Legislative Update

There being no further discussion, the meeting adjourned at 9:20 p.m.

DRAFT

PRESIDENT

SECRETARY

Agenda Item Summary Sheet (4 A.2)
Meeting Date: January 28, 2014
Submitted by: Mark Pool, Superintendent

Action Required

Consent Agenda: Consider Approval of 2014-2015 School Calendar
Governance

Summary

With the parameters expected by the Board; the testing dates determined by the Texas Education Agency; the statutory requirements regarding school start date, number of instructional days, etc.; and traditional holiday expectations from teachers, parents and community; there are very few options available.

The calendar must include at least 180 days of instruction for students and 187 contract days for teachers; and *Texas Education Code § 25.0811*, prohibits a school district from beginning instruction for a school year before the fourth Monday in August.

Using this year's calendar as a starting point, a proposed calendar has been developed.

ECISD Board Policy EB (LEGAL), SCHOOL YEAR

Effective Date 2014-2015 School Year.

Previous Board Action The Board has previously expressed their expectations with regards to the parameters for development of a school calendar.

Future Action Expected None.

Background Information and Signification Issues The following are highlights of the proposed calendar:

Staff Development Days – Student Holiday (5)

August 18, 19, 20, 21
January 19

Teacher Workday – Student Holiday (2)

August 22
June 5

Important Instructional Dates (180 Instructional Days)

August 25 – First Day of First Semester (81 Days)

September 5 – 1st Quarter Progress Report 1 (9 Days)
September 26 – 1st Quarter Progress Report 2 (15 Days)
October 17 – End of First Quarter (15 Days)

November 7 – 2nd Quarter Progress Report 1 (15 Days)
November 25 – 2nd Quarter Progress Report 2 (12 Days)
December 19 – End of 2nd Quarter (15 Days)

January 7 – First Day of Second Semester (99 Days)

Note: We are scheduling more instructional days during the second semester because of the number of instructional days required for state assessments.

January 23 – 3rd Quarter Progress Report 1 (14 Days)
February 20 – 3rd Quarter Progress Report 2 (19 Days)
March 13 – End of 3rd Quarter (15 Days)

April 17 – 4th Quarter Progress Report 1 (19 Days)
May 15 – 4th Quarter Progress Report 2 (19 Days)
June 4 – End of 4th Quarter (13 Days)

School Holidays (23 Days)

September 1 – Labor Day
November 26-28 – Thanksgiving
December 22 – January 2 – Christmas / New Years
February 16 – Presidents Day
March 16-20 – Spring Break
April 3 – Good Friday
May 1 – Fair Day
May 25 – Memorial Day

Parent Conferences

Monday, October 27
Monday, March 27

Early Dismissal

October 27 – Parent Conference (Students Only)
October 31 – Friday following Parent Conference
March 27 – Parent Conference (Students Only)
April 2 – Thursday following Parent Conference before Good Friday

Weather Make-Up Days

Friday, May 1 (Fair Day)
Monday, May 25 (Memorial Day)

Progress Reports

First Quarter – September 5, September 26
Second Quarter – November 7, November 25
Third Quarter – January 23, February 20
Fourth Quarter – April 17, May 15

Report Cards

October 27 – First Quarter (Parent Conference)
January 9 – Second Quarter
March 27 – Third Quarter (Parent Conference)
June 12 – Fourth Quarter

Graduation

Friday, June 5

Fiscal Impact	None.
Student and Public Benefit	A locally developed calendar that faculty and staff consider to be the most instructionally sound.
Procedural and Reporting Implications	Once approved the calendar will be printed and widely disseminated throughout the District.
Public Comments	None.
Alternatives	With the parameters set by the Board of Trustees, the state assessment schedule, and TEA requirements options are very limited.

Other Comments and Related Issues

None.

Attachments

- Copy of Proposed School Calendar

Contact Person(s)

Kelly Waters, Assistant Superintendent for Instruction

Action Required

Motion, second and majority to approve the 2014-2015 School Calendar.

Superintendent's Recommendation

I recommend that you approve the 2014-2015 School Calendar as a part of the Consent Agenda.

Mark Pool, Superintendent of Schools

2014-2015

El Campo ISD

700 West Norris
 El Campo, Texas 77406
 Phone: 979-543-6771
 Fax: 979-543-1670

August '14						
S	M	T	W	T	F	S
					1	2
3	4	5	6	7	8	9
10	11	12	13	14	15	16
17	18	19	20	21	22	23
24	25	26	27	28	29	30
31						

February '15						
S	M	T	W	T	F	S
1	2	3	4	5	6	7
8	9	10	11	12	13	14
15	16	17	18	19	20	21
22	23	24	25	26	27	28

September '14						
S	M	T	W	T	F	S
	1	2	3	4	5	6
7	8	9	10	11	12	13
14	15	16	17	18	19	20
21	22	23	24	25	26	27
28	29	30				

March '15						
S	M	T	W	T	F	S
1	2	3	4	5	6	7
8	9	10	11	12	13	14
15	16	17	18	19	20	21
22	23	24	25	26	27	28
29	30	31				

October '14						
S	M	T	W	T	F	S
			1	2	3	4
5	6	7	8	9	10	11
12	13	14	15	16	17	18
19	20	21	22	23	24	25
26	27	28	29	30	31	

April '15						
S	M	T	W	T	F	S
			1	2	3	4
5	6	7	8	9	10	11
12	13	14	15	16	17	18
19	20	21	22	23	24	25
26	27	28	29	30		

November '14						
S	M	T	W	T	F	S
						1
2	3	4	5	6	7	8
9	10	11	12	13	14	15
16	17	18	19	20	21	22
23	24	25	26	27	28	29
30						

May '15						
S	M	T	W	T	F	S
					1	2
3	4	5	6	7	8	9
10	11	12	13	14	15	16
17	18	19	20	21	22	23
24	25	26	27	28	29	30
31						

December '14						
S	M	T	W	T	F	S
	1	2	3	4	5	6
7	8	9	10	11	12	13
14	15	16	17	18	19	20
21	22	23	24	25	26	27
28	29	30	31			

June '15						
S	M	T	W	T	F	S
	1	2	3	4	5	6
7	8	9	10	11	12	13
14	15	16	17	18	19	20
21	22	23	24	25	26	27
28	29	30				

January '15						
S	M	T	W	T	F	S
			1	2	3	
4	5	6	7	8	9	10
11	12	13	14	15	16	17
18	19	20	21	22	23	24
25	26	27	28	29	30	31

Aug 15	New Teacher Orientation
Aug 18	District Staff Development
Aug 19-21	Campus Staff Development
Aug 22	Teacher Workday/Planning
Sep 01	Student/Staff Holiday
Oct 20-23	TAKS Exit State Testing
Oct 27	Report Card Parent Conferences
Oct 31	Early Release
Nov 26-28	Student/Staff Holiday
Dec 22-Jan 2	Student/Staff Holiday
Jan 05	Classes Resume
Jan 19	District Staff Development
Feb 16	Student/Staff Holiday
March 2-5	TAKS State Testing
March 16-20	Spring Break
Mar 27	Report Card Parent Conferences
Apr 02	Early Release
Apr 03	Student/Staff Holiday
Apr 7-10	STAAR State Testing
Apr 21-24	STAAR State Testing
May 01	Student/Staff Holiday
May 4-8	EOC State Testing
May 12-13	STAAR SSI State Testing
May 25	Student/Staff Holiday
Jun 05	Teacher Workday
June 23-24	STAAR SSI State Testing
Jul 03	Student/Staff Holiday
Jul 6-10	EOC State Testing

May 1 & 25	Bad Weather Makeup Days
○	Progress Report
⌈	Beginning of 9 weeks
⌋	End of 9 weeks
	Early Start/ Summer School
	Report Card Parent Conferences
	Early Release
	Staff Development/Student Holiday
	Teacher Wkday/Student Holiday
	Staff/Student Holiday
	State Testing

Agenda Item Summary Sheet (4 B.2)
Meeting Date: January 28, 2014
Submitted by: Mark Pool, Superintendent

Information Only

**Consent Agenda
Business and Support
Services**

Application(s) for Payment Approved by El Campo Little League for High School Baseball and Softball Fields Complex

Summary

As agreed upon in our Escrow Agreement with the El Campo Little League, the following procedures will be followed:

- Polasek Construction, Inc. will complete an *Application and Certification for Payment* and submit it with supporting documentation to RWS Architects.
- RWS will review the application and supporting documentation and if everything is correct will certify the application for payment.
- *Application and Certification for Payment* will be returned to El Campo Little League (Seller). Pat Krpec, former Little League board president, will approve the application and submit copies to El Campo ISD (Buyer) and Duckett, Bouligny & Collins L.L.P (Escrow Agent).
- Within three business days after receipt of the certified *Application and Certification for Payment* from El Campo Little League, the district will submit to the Escrow Agent additional earnest money in an amount equal to the amount certified by RWS Architects.
- Within two business days after receipt of the additional earnest money from the district, the Escrow Agent will disburse to Polasek Construction, Inc. an amount equal to the amount on the *Application and Certification for Payment* certified by RWS Architects.

While attorneys have been working to get the Escrow Agreement for additional earnest money in place, Polasek Construction Inc. has continued to work on the project. To date five *Applications and Certifications for Payment* have been certified by RWS Architects and approved by El Campo Little League.

ECISD Board Policy

None.

Effective Date

January 28, 2014

Previous Board Action

At the regular meeting on November 19, 2013, the Board approved a Real Estate Sales Contract and Facilities Use Agreement between the district and El Campo Little League. The Real Estate Sales Contract called for the district to periodically escrow additional earnest money that would be used to pay for construction draws by Polasek Construction, Inc.

Future Action Expected

The Board will review Applications for Payment from Polasek Construction, Inc. that have been certified by RWS Architects and approved by El Campo Little League as a part of the Consent Agenda each month throughout the duration of the High School Baseball and Softball Fields Complex construction project.

Background Information and Significant Issues None.

Fiscal Impact**Payment Recap for High School Baseball and Softball Fields Complex**

Date Approved	Application for Payment No.	Total Completed and Stored	Retainage at 5.0%	Total Earned Less Retainage	Current Payment	Total Paid To Date	Balance to Finish
		Original Contract					\$2,386,707.00
01/09/14	1	\$61,353.00	\$3,067.65	\$58,285.35	\$58,285.35	\$0.00	\$2,328,421.65
01/09/14	2	\$115,803.00	\$5,790.15	\$110,012.85	\$51,727.50	\$58,285.35	\$2,276,694.15
01/09/14	3	\$236,638.00	\$11,831.90	\$224,806.10	\$114,793.25	\$110,012.85	\$2,161,900.90
01/09/14	4	\$347,415.00	\$17,370.75	\$330,044.25	\$105,238.15	\$224,806.10	\$2,056,662.75
01/09/14	5	\$477,758.00	\$23,887.90	\$453,870.10	\$123,825.85	\$330,044.25	\$1,932,836.90

Student and Public Benefit

Monthly review of the Applications for Payment from the contractor that have been certified by the architects and approved by the Little League insures accounting transparency for the public on this project.

Procedural and Reporting Implications

None.

Public Comments

None.

Alternatives

None.

Other Comments and Related Issues

None

Attachments

Copies of Applications and Certification for Payment No. 1 - 5

Contact Person(s)

David Bright, Assistance Superintendent of Finance and Operations

Action Required

No action required.

Superintendent's Recommendation

This is an information item only.

Mark Pool, Superintendent of Schools

APPLICATION AND CERTIFICATION FOR PAYMENT

AIA DOCUMENT G702

PAGE ONE OF

4 PAGES

TO OWNER: EC LITTLE LEAGUE PROJECT: ECISD BASEBALL & SOFTBALL COMPLEX
 P.O. BOX 586
 EL CAMPO, TEXAS

FROM CONTRACTOR: VIA ARCHITECT: RWS ARCHITECTS INC.
 POLASEK CONSTRUCTION INC. 3100 TIMMONS, STE 410
 P.O. BX 64 HOUSTON, TEXAS
 EL CAMPO, TEXAS 77437

CONTRACT FOR: GENERAL CONSTRUCTION CONTRACT DATE: 3/5/2013

APPLICATION NO: #1
 PERIOD TO: 6/10/13
 PROJECT NOS: 1388

Distribution to:
 OWNER
 ARCHITECT
 CONTRACTOR

CONTRACTOR'S APPLICATION FOR PAYMENT

Application is made for payment, as shown below, in connection with the Contract. Continuation Sheet, AIA Document G703, is attached.

1. ORIGINAL CONTRACT SUM	2386707.00
2. Net change by Change Orders	0.00
3. CONTRACT SUM TO DATE (Line 1 + 2)	2386707.00
4. TOTAL COMPLETED & STORED TO DATE	61353.00
(Column G on G703)	
5. RETAINAGE:	
a. <u>5</u> % of Completed Work	\$ 3067.65
b. <u>5</u> % of Stored Material	\$ 0.00
(Column F on G703)	
Total Retainage (Lines 5a + 5b or	
Total in Column I of G703)	3067.65
6. TOTAL EARNED LESS RETAINAGE	58285.35
(Line 4 Less Line 5 Total)	
7. LESS PREVIOUS CERTIFICATES FOR PAYMENT (Line 6 from prior Certificate)	0.00
8. CURRENT PAYMENT DUE	58285.35
9. BALANCE TO FINISH, INCLUDING RETAINAGE	2328421.65
(Line 3 less Line 6)	

CHANGE ORDER SUMMARY	ADDITIONS	DEDUCTS
Total changes approved in previous months by Owner	\$0.00	
Total approved this Month	\$0.00	
TOTALS	\$0.00	\$0.00
NET CHANGES by Change Order		\$0.00

The undersigned Contractor certifies that to the best of the Contractor's knowledge, information and belief the Work covered by this Application for Payment has been completed in accordance with the Contract Documents, that all amounts have been paid by the Contractor for Work for which previous Certificates for Payment were issued and payments received from the Owner, and that current payment shown herein is now due. My Commission Expires May 14, 2015

CONTRACTOR: POLASEK CONSTRUCTION INC.



By: [Signature] Date: 6/17/13
 State of: TEXAS County of: Wichita
 Subscribed and sworn to before me this 17th day of June, 2013
 Notary Public: Donna Harwig
 My Commission expires: 5/14/2015

ARCHITECT'S CERTIFICATE FOR PAYMENT

In accordance with the Contract Documents, based on on-site observations and the data comprising the application, the Architect certifies to the Owner that to the best of the Architect's knowledge, information and belief the Work has progressed as indicated, the quality of the Work is in accordance with the Contract Documents, and the Contractor is entitled to payment of the AMOUNT CERTIFIED.

AMOUNT CERTIFIED \$ 28,285.35

[Signature] 1-9-14

(Attach explanation if amount certified differs from the amount applied. Initial all figures on this Application and on the Continuation Sheet that are changed to conform to the amount certified.)

ARCHITECT: [Signature] Date: June 19, 2013

This Certificate is not negotiable. The AMOUNT CERTIFIED is payable only to the Contractor named herein. Issuance, payment and acceptance of payment are without prejudice to any rights of the Owner or Contractor under this Contract.

CONTINUATION SHEET

AIA DOCUMENT G703

PAGE OF PAGES

AIA Document G702, APPLICATION AND CERTIFICATION FOR PAYMENT, containing Contractor's signed certification is attached.

In tabulations below, amounts are stated to the nearest dollar.

Use Column I on Contracts where variable retainage for line items may apply.

APPLICATION NO: #1
 APPLICATION DATE: 6/10/13
 PERIOD TO: 6/10/13
 ARCHITECT'S PROJECT NO: N/A

ECHS Athletic Complex

A ITEM NO.	B DESCRIPTION OF WORK	C SCHEDULED VALUE	D WORK COMPLETED		E THIS PERIOD	F MATERIALS PRESENTLY STORED (NOT IN D OR E)	G TOTAL COMPLETED AND STORED TO DATE (D+E+F)	H BALANCE TO FINISH (C - G)	I RETAINAGE (IF VARIABLE RATE)
			FROM PREVIOUS APPLICATION (D + E)						
1	DIVISION 1 - GEN. REQUIREMENTS								
2	GENERAL CONDITIONS	\$36,000.00	\$0.00	\$0.00	\$0.00	\$0.00	\$0.00	\$36,000.00	\$0.00
3	INSURANCE	\$7,500.00	\$0.00	\$0.00	\$0.00	\$0.00	\$0.00	\$7,500.00	\$0.00
4	TESTING / FIELD SURVEYS	\$19,000.00	\$0.00	\$0.00	\$0.00	\$0.00	\$0.00	\$19,000.00	\$0.00
5	CONSTRUCTION MANAGER FEE	\$46,798.00	\$0.00	\$0.00	\$0.00	\$0.00	\$0.00	\$46,798.00	\$0.00
6	ARCHITECTURAL FEES	\$80,000.00	\$0.00	\$60,000.00	\$0.00	\$0.00	\$60,000.00	\$20,000.00	\$3,000.00
7	CONSTRUCTION DOC PRINTING	\$1,353.00	\$0.00	\$1,353.00	\$0.00	\$0.00	\$1,353.00	\$0.00	\$67.65
8	FINAL CLEAN	\$2,930.00	\$0.00	\$0.00	\$0.00	\$0.00	\$0.00	\$2,930.00	\$0.00
9	CONTRACTOR CONTINGENCY	\$8,647.00	\$0.00	\$0.00	\$0.00	\$0.00	\$0.00	\$8,647.00	\$0.00
10	DIVISION 2 - SITEWORK								
11	EARTHWORK	\$38,753.00	\$0.00	\$0.00	\$0.00	\$0.00	\$0.00	\$38,753.00	\$0.00
12	SELECT FILL MATERIALS	\$27,935.00	\$0.00	\$0.00	\$0.00	\$0.00	\$0.00	\$27,935.00	\$0.00
13	FINAL SITE GRADING	\$2,500.00	\$0.00	\$0.00	\$0.00	\$0.00	\$0.00	\$2,500.00	\$0.00
14	EROSION CONTROL	\$3,800.00	\$0.00	\$0.00	\$0.00	\$0.00	\$0.00	\$3,800.00	\$0.00
15	TERMITE CONTROL	\$1,424.00	\$0.00	\$0.00	\$0.00	\$0.00	\$0.00	\$1,424.00	\$0.00
16	CONCRETE WALKS	\$110,085.00	\$0.00	\$0.00	\$0.00	\$0.00	\$0.00	\$110,085.00	\$0.00
17	REINFORCING STEEL	\$8,009.00	\$0.00	\$0.00	\$0.00	\$0.00	\$0.00	\$8,009.00	\$0.00
18	TRANSFORMER PAD / PULL BOX	\$3,600.00	\$0.00	\$0.00	\$0.00	\$0.00	\$0.00	\$3,600.00	\$0.00
19	ORNAMENTAL FENCING	\$13,142.00	\$0.00	\$0.00	\$0.00	\$0.00	\$0.00	\$13,142.00	\$0.00
20	CHAIN LINK FENCING	\$67,072.00	\$0.00	\$0.00	\$0.00	\$0.00	\$0.00	\$67,072.00	\$0.00
21	BACKSTOP / NETTING	\$45,645.00	\$0.00	\$0.00	\$0.00	\$0.00	\$0.00	\$45,645.00	\$0.00
22	METAL PANEL FENCING	\$79,905.00	\$0.00	\$0.00	\$0.00	\$0.00	\$0.00	\$79,905.00	\$0.00
23	BATTING CAGE FENCE / NETS	\$39,868.00	\$0.00	\$0.00	\$0.00	\$0.00	\$0.00	\$39,868.00	\$0.00
24	WINDSCREENS AT BULLPENS	\$3,728.00	\$0.00	\$0.00	\$0.00	\$0.00	\$0.00	\$3,728.00	\$0.00
25	STORM WATER SYSTEMS	\$40,443.00	\$0.00	\$0.00	\$0.00	\$0.00	\$0.00	\$40,443.00	\$0.00
26	SITE UTILITY CONNECTIONS	\$8,166.00	\$0.00	\$0.00	\$0.00	\$0.00	\$0.00	\$8,166.00	\$0.00
27	FIELD DRAINAGE SYSTEMS	\$35,950.00	\$0.00	\$0.00	\$0.00	\$0.00	\$0.00	\$35,950.00	\$0.00
28	SPORT FIELDS PREP / SOD	\$251,635.00	\$0.00	\$0.00	\$0.00	\$0.00	\$0.00	\$251,635.00	\$0.00
29	IRRIGATION SYSTEM	\$71,500.00	\$0.00	\$0.00	\$0.00	\$0.00	\$0.00	\$71,500.00	\$0.00
30	PUMP STATION	\$9,800.00	\$0.00	\$0.00	\$0.00	\$0.00	\$0.00	\$9,800.00	\$0.00
31	GRASS AT COMMONS	\$23,926.00	\$0.00	\$0.00	\$0.00	\$0.00	\$0.00	\$23,926.00	\$0.00

CONTINUATION SHEET

AIA DOCUMENT G703

PAGE OF PAGES

AIA Document G702, APPLICATION AND CERTIFICATION FOR PAYMENT, containing Contractor's signed certification is attached.

In tabulations below, amounts are stated to the nearest dollar.

Use Column I on Contracts where variable retainage for line items may apply.

APPLICATION NO: #1
 APPLICATION DATE: 6/10/13
 PERIOD TO: 6/10/13
 ARCHITECT'S PROJECT NO: N/A

ECHS Athletic Complex

A ITEM NO.	B DESCRIPTION OF WORK	C SCHEDULED VALUE	D WORK COMPLETED		E THIS PERIOD	F MATERIALS PRESENTLY STORED (NOT IN D OR E)	G TOTAL COMPLETED AND STORED TO DATE (D+E+F)	H BALANCE TO FINISH (C - G)	I RETAINAGE (IF VARIABLE RATE)
			FROM PREVIOUS APPLICATION (D + E)	THIS PERIOD					
62	DIVISION 9 - FINISHES								
63	RESILIENT BASE	\$1,277.00	\$0.00	\$0.00	\$0.00	\$0.00	\$0.00	\$1,277.00	\$0.00
64	FLOOR SEALER	\$2,000.00	\$0.00	\$0.00	\$0.00	\$0.00	\$0.00	\$2,000.00	\$0.00
65	PAINTING	\$14,725.00	\$0.00	\$0.00	\$0.00	\$0.00	\$0.00	\$14,725.00	\$0.00
66	DIVISION 10 SPECIALTIES								
67	TOILET PARTITIONS	\$8,220.00	\$0.00	\$0.00	\$0.00	\$0.00	\$0.00	\$8,220.00	\$0.00
68	METAL LOUVERS	\$835.00	\$0.00	\$0.00	\$0.00	\$0.00	\$0.00	\$835.00	\$0.00
69	FLAGPOLES	\$2,260.00	\$0.00	\$0.00	\$0.00	\$0.00	\$0.00	\$2,260.00	\$0.00
70	GRAPHICS ALLOWANCE	\$4,000.00	\$0.00	\$0.00	\$0.00	\$0.00	\$0.00	\$4,000.00	\$0.00
71	INTERIOR GRAPHICS	\$1,798.00	\$0.00	\$0.00	\$0.00	\$0.00	\$0.00	\$1,798.00	\$0.00
72	FIRE EXTINGUISHERS	\$600.00	\$0.00	\$0.00	\$0.00	\$0.00	\$0.00	\$600.00	\$0.00
73	TOILET ACCESSORIES	\$2,745.00	\$0.00	\$0.00	\$0.00	\$0.00	\$0.00	\$2,745.00	\$0.00
74	DIVISION 11 EQUIPMENT								
75	DIVISION 12 FURNISHINGS								
76	CASEWORK / STAINLESS TOPS	\$18,100.00	\$0.00	\$0.00	\$0.00	\$0.00	\$0.00	\$18,100.00	\$0.00
77	DIVISION 13 SPECIAL CONSTRUCTION								
78	BATTING CAGE PEMB	\$41,524.00	\$0.00	\$0.00	\$0.00	\$0.00	\$0.00	\$41,524.00	\$0.00
79	BLEACHER ROOF SYSTEM	\$91,580.00	\$0.00	\$0.00	\$0.00	\$0.00	\$0.00	\$91,580.00	\$0.00
80	ANGLE FRAME BLEACHERS	\$145,820.00	\$0.00	\$0.00	\$0.00	\$0.00	\$0.00	\$145,820.00	\$0.00
81	DIVISION 14 CONVEYING SYSTEMS								
82	DIVISION 15 - PLUMBING								
83	PLUMBING SYSTEMS	\$65,171.00	\$0.00	\$0.00	\$0.00	\$0.00	\$0.00	\$65,171.00	\$0.00
84	DIVISION 15 - MECH. HVAC								
85	HVAC SYSTEMS	\$4,950.00	\$0.00	\$0.00	\$0.00	\$0.00	\$0.00	\$4,950.00	\$0.00
86	DIVISION 16 - ELECTRICAL								
87	MAIN ELEC. SERVICE CONDUITS	\$16,500.00	\$0.00	\$0.00	\$0.00	\$0.00	\$0.00	\$16,500.00	\$0.00
88	SITE LIGHTING	\$24,695.00	\$0.00	\$0.00	\$0.00	\$0.00	\$0.00	\$24,695.00	\$0.00
89	SPORT LIGHTING	\$209,900.00	\$0.00	\$0.00	\$0.00	\$0.00	\$0.00	\$209,900.00	\$0.00

CONTINUATION SHEET

AIA DOCUMENT G703

PAGE OF PAGES

AIA Document G702, APPLICATION AND CERTIFICATION FOR PAYMENT, containing Contractor's signed certification is attached.

In tabulations below, amounts are stated to the nearest dollar.

Use Column I on Contracts where variable retainage for line items may apply.

APPLICATION NO: #1
 APPLICATION DATE: 6/10/13
 PERIOD TO: 6/10/13
 ARCHITECT'S PROJECT NO: N/A

ECHS Athletic Complex

A ITEM NO.	B DESCRIPTION OF WORK	C SCHEDULED VALUE	D WORK COMPLETED		F MATERIALS PRESENTLY STORED (NOT IN D OR E)	G TOTAL COMPLETED AND STORED TO DATE (D+E+F)	H BALANCE TO FINISH (C-G)	I RETAINAGE (IF VARIABLE RATE)
			FROM PREVIOUS APPLICATION (D + E)	THIS PERIOD				
32	DIVISION 3 - CONCRETE							
33	SITE LIGHTING FOOTINGS	\$2,200.00	\$0.00	\$0.00	\$0.00	\$0.00	\$2,200.00	\$0.00
34	CONCESSIONS FOUNDATION	\$22,948.00	\$0.00	\$0.00	\$0.00	\$0.00	\$22,948.00	\$0.00
35	MAIN ENTRY FOUNDATIONS	\$4,200.00	\$0.00	\$0.00	\$0.00	\$0.00	\$4,200.00	\$0.00
36	DUGOUT / BS FOUNDATIONS	\$61,680.00	\$0.00	\$0.00	\$0.00	\$0.00	\$61,680.00	\$0.00
37	BATTING CAGE FOUNDATION	\$38,424.00	\$0.00	\$0.00	\$0.00	\$0.00	\$38,424.00	\$0.00
38	REINFORCING STEEL	\$30,282.00	\$0.00	\$0.00	\$0.00	\$0.00	\$30,282.00	\$0.00
39	DIVISION 4 - MASONRY							
40	CMU REINFORCMENT	\$4,316.00	\$0.00	\$0.00	\$0.00	\$0.00	\$4,316.00	\$0.00
41	SPEC-BRIK MATERIALS	\$68,000.00	\$0.00	\$0.00	\$0.00	\$0.00	\$68,000.00	\$0.00
42	SPEC-BRIK LABOR	\$54,826.00	\$0.00	\$0.00	\$0.00	\$0.00	\$54,826.00	\$0.00
43	DIVISION 5 METALS							
44	MAIN ENTRY STRUCTURAL STEEL	\$17,345.00	\$0.00	\$0.00	\$0.00	\$0.00	\$17,345.00	\$0.00
45	MISC STEEL / INSTALLATION	\$2,400.00	\$0.00	\$0.00	\$0.00	\$0.00	\$2,400.00	\$0.00
46	DIVISION 6 - WOODS & PLASTICS							
47	ROUGH CARPENTRY	\$52,900.00	\$0.00	\$0.00	\$0.00	\$0.00	\$52,900.00	\$0.00
48	WOOD TRUSSES	\$11,045.00	\$0.00	\$0.00	\$0.00	\$0.00	\$11,045.00	\$0.00
49	DUGOUT BENCHES	\$8,824.00	\$0.00	\$0.00	\$0.00	\$0.00	\$8,824.00	\$0.00
50	BATRACKS / HELMET STORAGE	\$3,550.00	\$0.00	\$0.00	\$0.00	\$0.00	\$3,550.00	\$0.00
51	DIVISION 7 - MOISTURE PROTECT.							
52	BUILDING INSULATION	\$1,970.00	\$0.00	\$0.00	\$0.00	\$0.00	\$1,970.00	\$0.00
53	MASONRY COATINGS	\$10,320.00	\$0.00	\$0.00	\$0.00	\$0.00	\$10,320.00	\$0.00
54	METAL ROOFING	\$45,103.00	\$0.00	\$0.00	\$0.00	\$0.00	\$45,103.00	\$0.00
55	SEALANTS / CAULKING	\$10,740.00	\$0.00	\$0.00	\$0.00	\$0.00	\$10,740.00	\$0.00
56	DIVISION 8 - DOORS & WINDOWS							
57	HOLLOW METAL	\$8,777.00	\$0.00	\$0.00	\$0.00	\$0.00	\$8,777.00	\$0.00
58	CEILING ACCESS DOORS	\$800.00	\$0.00	\$0.00	\$0.00	\$0.00	\$800.00	\$0.00
59	ALUM. ROLLING COUNTER DOOR	\$8,658.00	\$0.00	\$0.00	\$0.00	\$0.00	\$8,658.00	\$0.00
60	FINISH HARDWARE	\$4,994.00	\$0.00	\$0.00	\$0.00	\$0.00	\$4,994.00	\$0.00
61	GLASS AND GLAZING	\$500.00	\$0.00	\$0.00	\$0.00	\$0.00	\$500.00	\$0.00

CONTINUATION SHEET

AIA DOCUMENT G703

PAGE OF PAGES

AIA Document G702, APPLICATION AND CERTIFICATION FOR PAYMENT, containing Contractor's signed certification is attached.
 In tabulations below, amounts are stated to the nearest dollar.
 Use Column I on Contracts where variable retainage for line items may apply.

APPLICATION NO: #1
 APPLICATION DATE: 6/10/13
 PERIOD TO: 6/10/13
 ARCHITECT'S PROJECT NO: N/A
 ECHS Athletic Complex

A ITEM NO.	B DESCRIPTION OF WORK	C SCHEDULED VALUE	D WORK COMPLETED		E THIS PERIOD	F MATERIALS PRESENTLY STORED (NOT IN D OR E)	G TOTAL COMPLETED AND STORED TO DATE (D+E+F)	H BALANCE TO FINISH (C - G)	I RETAINAGE (IF VARIABLE RATE)
			FROM PREVIOUS APPLICATION (D + E)	THIS PERIOD					
90	GENERAL ELECTRICAL	\$139,147.00	\$0.00	\$0.00	\$0.00	\$0.00	\$0.00	\$139,147.00	\$0.00
91	PUBLIC ADDRESS SYSTEM	\$26,944.00	\$0.00	\$0.00	\$0.00	\$0.00	\$0.00	\$26,944.00	\$0.00
	GRAND TOTALS	\$2,386,707.00	\$0.00	\$61,353.00	\$61,353.00	\$0.00	\$61,353.00	\$2,325,354.00	\$3,067.65

APPLICATION AND CERTIFICATION FOR PAYMENT

AIA DOCUMENT G702

PAGE ONE OF

4 PAGES

TO OWNER: EC LITTLE LEAGUE PROJECT: ECISD BASEBALL & SOFTBALL COMPLEX
 P.O. BOX 586
 EL CAMPO, TEXAS

FROM CONTRACTOR: VIA ARCHITECT: RWS ARCHITECTS INC.
 POLASEK CONSTRUCTION INC. 3100 TIMMONS, STE 410
 P.O. BX 64 HOUSTON, TEXAS
 EL CAMPO, TEXAS 77437

CONTRACT FOR: GENERAL CONSTRUCTION CONTRACT DATE: 3/5/2013

APPLICATION NO: #2
 PERIOD TO: 8/26/13
 PROJECT NOS: 1388

Distribution to:
 OWNER
 ARCHITECT
 CONTRACTOR

CONTRACTOR'S APPLICATION FOR PAYMENT

Application is made for payment, as shown below, in connection with the Contract. Continuation Sheet, AIA Document G703, is attached.

1. ORIGINAL CONTRACT SUM	2386707.00
2. Net change by Change Orders	0.00
3. CONTRACT SUM TO DATE (Line 1 + 2)	2386707.00
4. TOTAL COMPLETED & STORED TO DATE	115803.00
(Column G on G703)	
5. RETAINAGE:	
a. % of Completed Work	5790.15
(Column D + E on G703)	
b. % of Stored Material	0.00
(Column F on G703)	
Total Retainage (Lines 5a + 5b or Total in Column I of G703)	5790.15
6. TOTAL EARNED LESS RETAINAGE	110012.85
(Line 4 Less Line 5 Total)	
LESS PREVIOUS CERTIFICATES FOR PAYMENT (Line 6 from prior Certificate)	58285.35
8. CURRENT PAYMENT DUE	51727.50
9. BALANCE TO FINISH, INCLUDING RETAINAGE	2276694.15
(Line 3 less Line 6)	

CHANGE ORDER SUMMARY	ADDITIONS	DEDUCTS
Total changes approved in previous months by Owner	\$0.00	
Total approved this Month	\$0.00	
TOTALS	\$0.00	\$0.00
NET CHANGES by Change Order		\$0.00

The undersigned Contractor certifies that to the best of the Contractor's knowledge, information and belief the Work covered by this Application for Payment has been completed in accordance with the Contract Documents, that all amounts have been paid by the Contractor for Work for which previous Certificates for Payment were issued and payments received from the Owner, and that current payment shown herein is now due. May 14, 2015

CONTRACTOR: POLASEK CONSTRUCTION INC.
 By: *[Signature]* Date: 8/26/13
 State of: Texas County of: Johnson
 Subscribed and sworn to before me this 26th day of Aug. 2013
 Notary Public: Denise Handley
 My Commission expires: May 14, 2015

ARCHITECT'S CERTIFICATE FOR PAYMENT

In accordance with the Contract Documents, based on on-site observations and the data comprising the application, the Architect certifies to the Owner that to the best of the Architect's knowledge, information and belief the Work has progressed as indicated, the quality of the Work is in accordance with the Contract Documents, and the Contractor is entitled to payment of the AMOUNT CERTIFIED.

AMOUNT CERTIFIED \$ 51,727.50
 Date: August 30, 2013

(Attach explanation if amount certified differs from the amount applied. Initial all figures on this Application and on the Continuation Sheet that are changed to conform to the amount certified.)

ARCHITECT: By: *[Signature]* Date: August 30, 2013
 This Certificate is not negotiable. The AMOUNT CERTIFIED is payable only to the Contractor named herein. Issuance, payment and acceptance of payment are without prejudice to any rights of the Owner or Contractor under this Contract.

CONTINUATION SHEET

AIA DOCUMENT G703

PAGE OF PAGES

AIA Document G702, APPLICATION AND CERTIFICATION FOR PAYMENT, containing Contractor's signed certification is attached.

In tabulations below, amounts are stated to the nearest dollar.

Use Column I on Contracts where variable retainage for line items may apply.

APPLICATION NO: #2

APPLICATION DATE: 8/26/13

PERIOD TO: 8/26/13

ARCHITECT'S PROJECT NO: N/A

ECHS Athletic Complex

A ITEM NO.	B DESCRIPTION OF WORK	C SCHEDULED VALUE	D WORK COMPLETED		E THIS PERIOD	F MATERIALS PRESENTLY STORED (NOT IN D OR E)	G TOTAL COMPLETED AND STORED TO DATE (D+E+F)	H BALANCE TO FINISH (C - G)	I RETAINAGE (IF VARIABLE RATE)
			FROM PREVIOUS APPLICATION (D + E)	THIS PERIOD					
1	DIVISION 1 - GEN. REQUIREMENTS								
2	GENERAL CONDITIONS	\$36,000.00	\$0.00	\$1,500.00	\$0.00	\$0.00	\$1,500.00	\$34,500.00	\$75.00
3	INSURANCE	\$7,500.00	\$0.00	\$500.00	\$0.00	\$0.00	\$500.00	\$7,000.00	\$25.00
4	TESTING / FIELD SURVEYS	\$19,000.00	\$0.00	\$0.00	\$0.00	\$0.00	\$0.00	\$19,000.00	\$0.00
5	CONSTRUCTION MANAGER FEE	\$46,798.00	\$0.00	\$0.00	\$0.00	\$0.00	\$0.00	\$46,798.00	\$0.00
6	ARCHITECTURAL FEES	\$80,000.00	\$60,000.00	\$0.00	\$0.00	\$0.00	\$60,000.00	\$20,000.00	\$3,000.00
7	CONSTRUCTION DOC PRINTING	\$1,353.00	\$1,353.00	\$0.00	\$0.00	\$0.00	\$1,353.00	\$0.00	\$67.65
8	FINAL CLEAN	\$2,930.00	\$0.00	\$0.00	\$0.00	\$0.00	\$0.00	\$2,930.00	\$0.00
9	CONTRACTOR CONTINGENCY	\$8,647.00	\$0.00	\$0.00	\$0.00	\$0.00	\$0.00	\$8,647.00	\$0.00
10	DIVISION 2 - SITEWORK								
11	EARTHWORK	\$38,753.00	\$0.00	\$0.00	\$0.00	\$0.00	\$0.00	\$38,753.00	\$0.00
12	SELECT FILL MATERIALS	\$27,935.00	\$0.00	\$0.00	\$0.00	\$0.00	\$0.00	\$27,935.00	\$0.00
13	FINAL SITE GRADING	\$2,500.00	\$0.00	\$0.00	\$0.00	\$0.00	\$0.00	\$2,500.00	\$0.00
14	EROSION CONTROL	\$3,800.00	\$0.00	\$0.00	\$0.00	\$0.00	\$0.00	\$3,800.00	\$0.00
15	TERMITE CONTROL	\$1,424.00	\$0.00	\$0.00	\$0.00	\$0.00	\$0.00	\$1,424.00	\$0.00
16	CONCRETE WALKS	\$110,085.00	\$0.00	\$0.00	\$0.00	\$0.00	\$0.00	\$110,085.00	\$0.00
17	REINFORCING STEEL	\$8,009.00	\$0.00	\$0.00	\$0.00	\$0.00	\$0.00	\$8,009.00	\$0.00
18	TRANSFORMER PAD / PULL BOX	\$3,600.00	\$0.00	\$0.00	\$0.00	\$0.00	\$0.00	\$3,600.00	\$0.00
19	ORNAMENTAL FENCING	\$13,142.00	\$0.00	\$0.00	\$0.00	\$0.00	\$0.00	\$13,142.00	\$0.00
20	CHAIN LINK FENCING	\$67,072.00	\$0.00	\$0.00	\$0.00	\$0.00	\$0.00	\$67,072.00	\$0.00
21	BACKSTOP / NETTING	\$45,645.00	\$0.00	\$0.00	\$0.00	\$0.00	\$0.00	\$45,645.00	\$0.00
22	METAL PANEL FENCING	\$79,905.00	\$0.00	\$0.00	\$0.00	\$0.00	\$0.00	\$79,905.00	\$0.00
23	BATTING CAGE FENCE / NETS	\$39,868.00	\$0.00	\$0.00	\$0.00	\$0.00	\$0.00	\$39,868.00	\$0.00
24	WINDSCREENS AT BULLPENS	\$3,728.00	\$0.00	\$0.00	\$0.00	\$0.00	\$0.00	\$3,728.00	\$0.00
25	STORM WATER SYSTEMS	\$40,443.00	\$0.00	\$0.00	\$0.00	\$0.00	\$0.00	\$40,443.00	\$0.00
26	SITE UTILITY CONNECTIONS	\$8,166.00	\$0.00	\$0.00	\$0.00	\$0.00	\$0.00	\$8,166.00	\$0.00
27	FIELD DRAINAGE SYSTEMS	\$35,950.00	\$0.00	\$0.00	\$0.00	\$35,950.00	\$35,950.00	\$0.00	\$1,797.50
28	SPORT FIELDS PREP / SOD	\$251,635.00	\$0.00	\$0.00	\$0.00	\$0.00	\$0.00	\$251,635.00	\$0.00
29	IRRIGATION SYSTEM	\$71,500.00	\$0.00	\$0.00	\$0.00	\$0.00	\$0.00	\$71,500.00	\$0.00
30	PUMP STATION	\$9,800.00	\$0.00	\$0.00	\$0.00	\$0.00	\$0.00	\$9,800.00	\$0.00
31	GRASS AT COMMONS	\$23,926.00	\$0.00	\$0.00	\$0.00	\$0.00	\$0.00	\$23,926.00	\$0.00

CONTINUATION SHEET

AIA DOCUMENT G703

PAGE OF PAGES

AIA Document G702, APPLICATION AND CERTIFICATION FOR PAYMENT, containing Contractor's signed certification is attached.

In tabulations below, amounts are stated to the nearest dollar.

Use Column I on Contracts where variable retainage for line items may apply.

APPLICATION NO: #2

APPLICATION DATE: 8/26/13

PERIOD TO: 8/26/13

ARCHITECT'S PROJECT NO: N/A

ECHS Athletic Complex

A ITEM NO.	B DESCRIPTION OF WORK	C SCHEDULED VALUE	D WORK COMPLETED		E THIS PERIOD	F MATERIALS PRESENTLY STORED (NOT IN D OR E)	G TOTAL COMPLETED AND STORED TO DATE (D+E+F)	H BALANCE TO FINISH (C - G)	I RETAINAGE (IF VARIABLE RATE)
			FROM PREVIOUS APPLICATION (D + E)	THIS PERIOD					
32	DIVISION 3 - CONCRETE								
33	SITE LIGHTING FOOTINGS	\$2,200.00	\$0.00	\$0.00	\$0.00	\$0.00	\$0.00	\$2,200.00	\$0.00
34	CONCESSIONS FOUNDATIONS	\$22,948.00	\$0.00	\$0.00	\$0.00	\$0.00	\$0.00	\$22,948.00	\$0.00
35	MAIN ENTRY FOUNDATIONS	\$4,200.00	\$0.00	\$0.00	\$0.00	\$0.00	\$0.00	\$4,200.00	\$0.00
36	DUGOUT / BS FOUNDATIONS	\$61,680.00	\$0.00	\$0.00	\$0.00	\$0.00	\$0.00	\$61,680.00	\$0.00
37	BATTING CAGE FOUNDATION	\$38,424.00	\$0.00	\$0.00	\$0.00	\$0.00	\$0.00	\$38,424.00	\$0.00
38	REINFORCING STEEL	\$30,282.00	\$0.00	\$0.00	\$0.00	\$0.00	\$0.00	\$30,282.00	\$0.00
39	DIVISION 4 - MASONRY								
40	CMU REINFORCMENT	\$4,316.00	\$0.00	\$0.00	\$0.00	\$0.00	\$0.00	\$4,316.00	\$0.00
41	SPEC-BRIK MATERIALS	\$68,000.00	\$0.00	\$0.00	\$0.00	\$0.00	\$0.00	\$68,000.00	\$0.00
42	SPEC-BRIK LABOR	\$54,826.00	\$0.00	\$0.00	\$0.00	\$0.00	\$0.00	\$54,826.00	\$0.00
43	DIVISION 5 METALS								
44	MAIN ENTRY STRUCTURAL STEEL	\$17,345.00	\$0.00	\$0.00	\$0.00	\$0.00	\$0.00	\$17,345.00	\$0.00
45	MISC STEEL / INSTALLATION	\$2,400.00	\$0.00	\$0.00	\$0.00	\$0.00	\$0.00	\$2,400.00	\$0.00
46	DIVISION 6 - WOODS & PLASTICS								
47	ROUGH CARPENTRY	\$52,900.00	\$0.00	\$0.00	\$0.00	\$0.00	\$0.00	\$52,900.00	\$0.00
48	WOOD TRUSSES	\$11,045.00	\$0.00	\$0.00	\$0.00	\$0.00	\$0.00	\$11,045.00	\$0.00
49	DUGOUT BENCHES	\$8,824.00	\$0.00	\$0.00	\$0.00	\$0.00	\$0.00	\$8,824.00	\$0.00
50	BATRACKS / HELMET STORAGE	\$3,550.00	\$0.00	\$0.00	\$0.00	\$0.00	\$0.00	\$3,550.00	\$0.00
51	DIVISION 7 - MOISTURE PROTECT.								
52	BUILDING INSULATION	\$1,970.00	\$0.00	\$0.00	\$0.00	\$0.00	\$0.00	\$1,970.00	\$0.00
53	MASONRY COATINGS	\$10,320.00	\$0.00	\$0.00	\$0.00	\$0.00	\$0.00	\$10,320.00	\$0.00
54	METAL ROOFING	\$45,103.00	\$0.00	\$0.00	\$0.00	\$0.00	\$0.00	\$45,103.00	\$0.00
55	SEALANTS / CAULKING	\$10,740.00	\$0.00	\$0.00	\$0.00	\$0.00	\$0.00	\$10,740.00	\$0.00
56	DIVISION 8 - DOORS & WINDOWS								
57	HOLLOW METAL	\$8,777.00	\$0.00	\$0.00	\$0.00	\$0.00	\$0.00	\$8,777.00	\$0.00
58	CEILING ACCESS DOORS	\$800.00	\$0.00	\$0.00	\$0.00	\$0.00	\$0.00	\$800.00	\$0.00
59	ALUM. ROLLING COUNTER DOOR	\$8,658.00	\$0.00	\$0.00	\$0.00	\$0.00	\$0.00	\$8,658.00	\$0.00
60	FINISH HARDWARE	\$4,994.00	\$0.00	\$0.00	\$0.00	\$0.00	\$0.00	\$4,994.00	\$0.00
61	GLASS AND GLAZING	\$500.00	\$0.00	\$0.00	\$0.00	\$0.00	\$0.00	\$500.00	\$0.00

CONTINUATION SHEET

AIA DOCUMENT G703

PAGE OF PAGES

AIA Document G702, APPLICATION AND CERTIFICATION FOR PAYMENT, containing Contractor's signed certification is attached.

In tabulations below, amounts are stated to the nearest dollar.

Use Column I on Contracts where variable retainage for line items may apply.

APPLICATION NO: #2
 APPLICATION DATE: 8/26/13
 PERIOD TO: 8/26/13
 ARCHITECT'S PROJECT NO: N/A

ECHS Athletic Complex

A ITEM NO.	B DESCRIPTION OF WORK	C SCHEDULED VALUE	D WORK COMPLETED		E THIS PERIOD	F MATERIALS PRESENTLY STORED (NOT IN D OR E)	G TOTAL COMPLETED AND STORED TO DATE (D+E+F)	% (G + C)	H BALANCE TO FINISH (C - G)	I RETAINAGE (IF VARIABLE RATE)
			FROM PREVIOUS APPLICATION (D + E)	THIS PERIOD						
62	DIVISION 9 - FINISHES									
63	RESILIENT BASE	\$1,277.00	\$0.00	\$0.00	\$0.00	\$0.00	\$0.00	\$1,277.00	\$0.00	
64	FLOOR SEALER	\$2,000.00	\$0.00	\$0.00	\$0.00	\$0.00	\$0.00	\$2,000.00	\$0.00	
65	PAINTING	\$14,725.00	\$0.00	\$0.00	\$0.00	\$0.00	\$0.00	\$14,725.00	\$0.00	
66	DIVISION 10 SPECIALTIES									
67	TOILET PARTITIONS	\$8,220.00	\$0.00	\$0.00	\$0.00	\$0.00	\$0.00	\$8,220.00	\$0.00	
68	METAL LOUVERS	\$835.00	\$0.00	\$0.00	\$0.00	\$0.00	\$0.00	\$835.00	\$0.00	
69	FLAGPOLES	\$2,260.00	\$0.00	\$0.00	\$0.00	\$0.00	\$0.00	\$2,260.00	\$0.00	
70	GRAPHICS ALLOWANCE	\$4,000.00	\$0.00	\$0.00	\$0.00	\$0.00	\$0.00	\$4,000.00	\$0.00	
71	INTERIOR GRAPHICS	\$1,798.00	\$0.00	\$0.00	\$0.00	\$0.00	\$0.00	\$1,798.00	\$0.00	
72	FIRE EXTINGUISHERS	\$600.00	\$0.00	\$0.00	\$0.00	\$0.00	\$0.00	\$600.00	\$0.00	
73	TOILET ACCESSORIES	\$2,745.00	\$0.00	\$0.00	\$0.00	\$0.00	\$0.00	\$2,745.00	\$0.00	
74	DIVISION 11 EQUIPMENT									
75	DIVISION 12 FURNISHINGS									
76	CASEWORK / STAINLESS TOPS	\$18,100.00	\$0.00	\$0.00	\$0.00	\$0.00	\$0.00	\$18,100.00	\$0.00	
77	DIVISION 13 SPECIAL CONSTRUCTION									
78	BATTING CAGE PEMB	\$41,524.00	\$0.00	\$0.00	\$0.00	\$0.00	\$0.00	\$41,524.00	\$0.00	
79	BLEACHER ROOF SYSTEM	\$91,580.00	\$0.00	\$0.00	\$0.00	\$0.00	\$0.00	\$91,580.00	\$0.00	
80	ANGLE FRAME BLEACHERS	\$145,820.00	\$0.00	\$0.00	\$0.00	\$0.00	\$0.00	\$145,820.00	\$0.00	
81	DIVISION 14 CONVEYING SYSTEMS									
82	DIVISION 15 - PLUMBING									
83	PLUMBING SYSTEMS	\$65,171.00	\$0.00	\$0.00	\$0.00	\$0.00	\$0.00	\$65,171.00	\$0.00	
84	DIVISION 15 - MECH. HVAC									
85	HVAC SYSTEMS	\$4,950.00	\$0.00	\$0.00	\$0.00	\$0.00	\$0.00	\$4,950.00	\$0.00	
86	DIVISION 16 - ELECTRICAL									
87	MAIN ELEC. SERVICE CONDUITS	\$16,500.00	\$0.00	\$16,500.00	\$0.00	\$0.00	\$16,500.00	\$0.00	\$825.00	
88	SITE LIGHTING	\$24,695.00	\$0.00	\$0.00	\$0.00	\$0.00	\$0.00	\$24,695.00	\$0.00	
89	SPORT LIGHTING	\$209,900.00	\$0.00	\$0.00	\$0.00	\$0.00	\$0.00	\$209,900.00	\$0.00	

CONTINUATION SHEET

AIA DOCUMENT G703

PAGE OF PAGES

AIA Document G702, APPLICATION AND CERTIFICATION FOR PAYMENT, containing Contractor's signed certification is attached.

APPLICATION NO: #2

APPLICATION DATE: 8/26/13

PERIOD TO: 8/26/13

ARCHITECT'S PROJECT NO: N/A

ECHS Athletic Complex

In tabulations below, amounts are stated to the nearest dollar.

Use Column I on Contracts where variable retainage for line items may apply.

A ITEM NO.	B DESCRIPTION OF WORK	C SCHEDULED VALUE	D WORK COMPLETED		E THIS PERIOD	F MATERIALS PRESENTLY STORED (NOT IN D OR E)	G TOTAL COMPLETED AND STORED TO DATE (D+E+F)	H BALANCE TO FINISH (C - G)	I RETAINAGE (IF VARIABLE RATE)
			FROM PREVIOUS APPLICATION (D + E)	THIS PERIOD					
90	GENERAL ELECTRICAL	\$139,147.00	\$0.00	\$0.00	\$0.00	\$0.00	\$0.00	\$139,147.00	\$0.00
91	PUBLIC ADDRESS SYSTEM	\$26,944.00	\$0.00	\$0.00	\$0.00	\$0.00	\$0.00	\$26,944.00	\$0.00
	GRAND TOTALS	\$2,386,707.00	\$61,353.00	\$18,500.00	\$35,950.00	\$115,803.00	\$2,270,904.00	4.85%	\$5,790.15

APPLICATION AND CERTIFICATION FOR PAYMENT

AIA DOCUMENT G702

PAGE ONE OF

4 PAGES

TO OWNER: EC LITTLE LEAGUE PROJECT: ECISD BASEBALL & SOFTBALL COMPLEX
 P.O. BOX 586
 EL CAMPO, TEXAS

APPLICATION NO: #3
 PERIOD TO: 10/30/13
 DISTRIBUTION TO:
 OWNER
 ARCHITECT
 CONTRACTOR

FROM CONTRACTOR: VIA ARCHITECT: RWS ARCHITECTS INC.
 POLASEK CONSTRUCTION INC. 3100 TIMMONS, STE 410
 P.O. BX 64 HOUSTON, TEXAS
 EL CAMPO, TEXAS 77437

CONTRACT FOR: GENERAL CONSTRUCTION CONTRACT DATE: 3/5/2013

CONTRACTOR'S APPLICATION FOR PAYMENT

Application is made for payment, as shown below, in connection with the Contract. Continuation Sheet, AIA Document G703, is attached.

1. ORIGINAL CONTRACT SUM \$ 2386707.00
2. Net change by Change Orders \$ 0.00
3. CONTRACT SUM TO DATE (Line 1 + 2) \$ 2386707.00
4. TOTAL COMPLETED & STORED TO DATE \$ 236638.00
 (Column G on G703)


5. RETAINAGE:
 - a. 5% of Completed Work \$ 10581.90
 (Column D + E on G703)
 - b. 5% of Stored Material \$ 1250.00
 (Column F on G703)

- Total Retainage (Lines 5a + 5b or Total in Column I of G703) \$ 11831.90
6. TOTAL EARNED LESS RETAINAGE \$ 224806.10
 (Line 4 Less Line 5 Total)
7. LESS PREVIOUS CERTIFICATES FOR PAYMENT (Line 6 from prior Certificate) \$ 110012.85
8. CURRENT PAYMENT DUE \$ 114793.25
9. BALANCE TO FINISH, INCLUDING RETAINAGE \$ 2161900.90
 (Line 3 less Line 6)

CHANGE ORDER SUMMARY	ADDITIONS	DEDUCTS
Total changes approved in previous months by Owner	\$0.00	
Total approved this Month	\$0.00	
TOTALS	\$0.00	\$0.00
NET CHANGES by Change Order		\$0.00

The undersigned Contractor certifies that to the best of the Contractor's knowledge, information and belief the Work covered by this Application for Payment has been completed in accordance with the Contract Documents, that all amounts have been paid by the Contractor for Work for which previous Certificates for Payment were issued and payments received from the Owner, and that current payment shown herein is how due.

CONTRACTOR: POLASEK CONSTRUCTION INC.
 Date: 10/30/13



By: [Signature] Date: 10/30/13
 State of: Texas County of: Lubbock
 Subscribed and sworn to before me this 30th day of Oct. 2013
 Notary Public: Denise Hlavaty
 My Commission expires: May 14, 2015

ARCHITECT'S CERTIFICATE FOR PAYMENT

In accordance with the Contract Documents, based on on-site observations and the data comprising the application, the Architect certifies to the Owner that to the best of the Architect's knowledge, information and belief the Work has progressed as indicated, the quality of the Work is in accordance with the Contract Documents, and the Contractor is entitled to payment of the AMOUNT CERTIFIED.

AMOUNT CERTIFIED \$ 114,793.25

(Attach explanation if amount certified differs from the amount applied. Initial all figures on this Application and on the Continuation Sheet that are changed to conform to the amount certified.)

By: Malcolm C. O'Donoghue Date: November 5, 2013

This Certificate is not negotiable. The AMOUNT CERTIFIED is payable only to the Contractor named herein. Issuance, payment and acceptance of payment are without prejudice to any rights of the Owner or Contractor under this Contract.

CONTINUATION SHEET

AIA DOCUMENT G703

PAGE OF PAGES

AIA Document G702, APPLICATION AND CERTIFICATION FOR PAYMENT, containing Contractor's signed certification is attached.
 In tabulations below, amounts are stated to the nearest dollar.
 Use Column I on Contracts where variable retainage for line items may apply.

APPLICATION NO: #3
 APPLICATION DATE: 10/30/13
 PERIOD TO: 10/30/13
 ARCHITECT'S PROJECT NO: N/A

ECHS Athletic Complex

A ITEM NO.	B DESCRIPTION OF WORK	C SCHEDULED VALUE	D WORK COMPLETED		E THIS PERIOD	F MATERIALS PRESENTLY STORED (NOT IN D O R E)	G TOTAL COMPLETED AND STORED TO DATE (D+E+F)	H BALANCE TO FINISH (C - G)	I RETAINAGE (IF VARIABLE RATE)
			FROM PREVIOUS APPLICATION (D + E)	THIS PERIOD					
1	DIVISION 1 - GEN. REQUIREMENTS								
2	GENERAL CONDITIONS	\$36,000.00	\$1,500.00	\$3,000.00	\$0.00	\$4,500.00	\$31,500.00	\$225.00	
3	INSURANCE	\$7,500.00	\$500.00	\$500.00	\$0.00	\$1,000.00	\$6,500.00	\$50.00	
4	TESTING / FIELD SURVEYS	\$19,000.00	\$0.00	\$0.00	\$0.00	\$0.00	\$19,000.00	\$0.00	
5	CONSTRUCTION MANAGER FEE	\$46,798.00	\$0.00	\$3,000.00	\$0.00	\$3,000.00	\$43,798.00	\$150.00	
6	ARCHITECTURAL FEES	\$80,000.00	\$60,000.00	\$0.00	\$0.00	\$60,000.00	\$20,000.00	\$3,000.00	
7	CONSTRUCTION DOC PRINTING	\$1,353.00	\$1,353.00	\$0.00	\$0.00	\$1,353.00	\$0.00	\$67.65	
8	FINAL CLEAN	\$2,930.00	\$0.00	\$0.00	\$0.00	\$0.00	\$2,930.00	\$0.00	
9	CONTRACTOR CONTINGENCY	\$8,647.00	\$0.00	\$0.00	\$0.00	\$0.00	\$8,647.00	\$0.00	
10	DIVISION 2 - SITEWORK								
11	EARTHWORK	\$38,753.00	\$0.00	\$32,000.00	\$0.00	\$32,000.00	\$6,753.00	\$1,600.00	
12	SELECT FILL MATERIALS	\$27,935.00	\$0.00	\$27,935.00	\$0.00	\$27,935.00	\$0.00	\$1,396.75	
13	FINAL SITE GRADING	\$2,500.00	\$0.00	\$0.00	\$0.00	\$0.00	\$2,500.00	\$0.00	
14	EROSION CONTROL	\$3,800.00	\$0.00	\$0.00	\$0.00	\$0.00	\$3,800.00	\$0.00	
15	TERMITE CONTROL	\$1,424.00	\$0.00	\$0.00	\$0.00	\$0.00	\$1,424.00	\$0.00	
16	CONCRETE WALKS	\$110,085.00	\$0.00	\$0.00	\$0.00	\$0.00	\$110,085.00	\$0.00	
17	REINFORCING STEEL	\$8,009.00	\$0.00	\$0.00	\$0.00	\$0.00	\$8,009.00	\$0.00	
18	TRANSFORMER PAD / PULL BOX	\$3,600.00	\$0.00	\$3,600.00	\$0.00	\$3,600.00	\$0.00	\$180.00	
19	ORNAMENTAL FENCING	\$13,142.00	\$0.00	\$0.00	\$0.00	\$0.00	\$13,142.00	\$0.00	
20	CHAIN LINK FENCING	\$67,072.00	\$0.00	\$0.00	\$0.00	\$0.00	\$67,072.00	\$0.00	
21	BACKSTOP / NETTING	\$45,645.00	\$0.00	\$0.00	\$0.00	\$0.00	\$45,645.00	\$0.00	
22	METAL PANEL FENCING	\$79,905.00	\$0.00	\$0.00	\$0.00	\$0.00	\$79,905.00	\$0.00	
23	BATTING CAGE FENCE / NETS	\$39,868.00	\$0.00	\$0.00	\$0.00	\$0.00	\$39,868.00	\$0.00	
24	WINDSCREENS AT BULLPENS	\$3,728.00	\$0.00	\$0.00	\$0.00	\$0.00	\$3,728.00	\$0.00	
25	STORM WATER SYSTEMS	\$40,443.00	\$0.00	\$0.00	\$25,000.00	\$25,000.00	\$15,443.00	\$1,250.00	
26	SITE UTILITY CONNECTIONS	\$8,166.00	\$0.00	\$0.00	\$0.00	\$0.00	\$8,166.00	\$0.00	
27	FIELD DRAINAGE SYSTEMS	\$35,950.00	\$35,950.00	\$0.00	\$0.00	\$35,950.00	\$0.00	\$1,797.50	
28	SPORT FIELDS PREP / SOD	\$251,635.00	\$0.00	\$0.00	\$0.00	\$0.00	\$251,635.00	\$0.00	
29	IRRIGATION SYSTEM	\$71,500.00	\$0.00	\$0.00	\$0.00	\$0.00	\$71,500.00	\$0.00	
30	PUMP STATION	\$9,800.00	\$0.00	\$0.00	\$0.00	\$0.00	\$9,800.00	\$0.00	
31	GRASS AT COMMONS	\$23,926.00	\$0.00	\$0.00	\$0.00	\$0.00	\$23,926.00	\$0.00	

CONTINUATION SHEET

AIA DOCUMENT G703

PAGE OF PAGES

AIA Document G702, APPLICATION AND CERTIFICATION FOR PAYMENT, containing Contractor's signed certification is attached.
 In tabulations below, amounts are stated to the nearest dollar.
 Use Column I on Contracts where variable retainage for line items may apply.

APPLICATION NO: #3
 APPLICATION DATE: 10/30/13
 PERIOD TO: 10/30/13
 ARCHITECT'S PROJECT NO: N/A

ECHS Athletic Complex

A ITEM NO.	B DESCRIPTION OF WORK	C SCHEDULED VALUE		D WORK COMPLETED FROM PREVIOUS APPLICATION (D + E)	E WORK COMPLETED THIS PERIOD		F MATERIALS PRESENTLY STORED (NOT IN D O R E)	G TOTAL COMPLETED AND STORED TO DATE (D+E+F)	H BALANCE TO FINISH (C - G)	I RETAINAGE (IF VARIABLE RATE)
						% (G + C)				
32	DIVISION 3 - CONCRETE									
33	SITE LIGHTING FOOTINGS	\$2,200.00	\$0.00	\$0.00	\$0.00	\$0.00	\$0.00	\$0.00	\$2,200.00	\$0.00
34	CONCESSIONS FOUNDATION	\$22,948.00	\$0.00	\$0.00	\$4,800.00	\$0.00	\$0.00	\$4,800.00	\$18,148.00	\$240.00
35	MAIN ENTRY FOUNDATIONS	\$4,200.00	\$0.00	\$0.00	\$2,000.00	\$0.00	\$0.00	\$2,000.00	\$2,200.00	\$100.00
36	DUGOUT / BS FOUNDATIONS	\$61,680.00	\$0.00	\$0.00	\$0.00	\$0.00	\$0.00	\$0.00	\$61,680.00	\$0.00
37	BATTING CAGE FOUNDATION	\$38,424.00	\$0.00	\$0.00	\$0.00	\$0.00	\$0.00	\$0.00	\$38,424.00	\$0.00
38	REINFORCING STEEL	\$30,282.00	\$0.00	\$0.00	\$5,000.00	\$0.00	\$0.00	\$5,000.00	\$25,282.00	\$250.00
39	DIVISION 4 - MASONRY									
40	CMU REINFORCMENT	\$4,316.00	\$0.00	\$0.00	\$0.00	\$0.00	\$0.00	\$0.00	\$4,316.00	\$0.00
41	SPEC-BRIK MATERIALS	\$68,000.00	\$0.00	\$0.00	\$0.00	\$0.00	\$0.00	\$0.00	\$68,000.00	\$0.00
42	SPEC-BRIK LABOR	\$54,826.00	\$0.00	\$0.00	\$0.00	\$0.00	\$0.00	\$0.00	\$54,826.00	\$0.00
43	DIVISION 5 METALS									
44	MAIN ENTRY STRUCTURAL STEEL	\$17,345.00	\$0.00	\$0.00	\$0.00	\$0.00	\$0.00	\$0.00	\$17,345.00	\$0.00
45	MISC STEEL / INSTALLATION	\$2,400.00	\$0.00	\$0.00	\$0.00	\$0.00	\$0.00	\$0.00	\$2,400.00	\$0.00
46	DIVISION 6 - WOODS & PLASTICS									
47	ROUGH CARPENTRY	\$52,900.00	\$0.00	\$0.00	\$0.00	\$0.00	\$0.00	\$0.00	\$52,900.00	\$0.00
48	WOOD TRUSSES	\$11,045.00	\$0.00	\$0.00	\$0.00	\$0.00	\$0.00	\$0.00	\$11,045.00	\$0.00
49	DUGOUT BENCHES	\$8,824.00	\$0.00	\$0.00	\$0.00	\$0.00	\$0.00	\$0.00	\$8,824.00	\$0.00
50	BATRACKS / HELMET STORAGE	\$3,550.00	\$0.00	\$0.00	\$0.00	\$0.00	\$0.00	\$0.00	\$3,550.00	\$0.00
51	DIVISION 7 - MOISTURE PROTECT.									
52	BUILDING INSULATION	\$1,970.00	\$0.00	\$0.00	\$0.00	\$0.00	\$0.00	\$0.00	\$1,970.00	\$0.00
53	MASONRY COATINGS	\$10,320.00	\$0.00	\$0.00	\$0.00	\$0.00	\$0.00	\$0.00	\$10,320.00	\$0.00
54	METAL ROOFING	\$45,103.00	\$0.00	\$0.00	\$0.00	\$0.00	\$0.00	\$0.00	\$45,103.00	\$0.00
55	SEALANTS / CAULKING	\$10,740.00	\$0.00	\$0.00	\$0.00	\$0.00	\$0.00	\$0.00	\$10,740.00	\$0.00
56	DIVISION 8 - DOORS & WINDOWS									
57	HOLLOW METAL	\$8,777.00	\$0.00	\$0.00	\$0.00	\$0.00	\$0.00	\$0.00	\$8,777.00	\$0.00
58	CEILING ACCESS DOORS	\$800.00	\$0.00	\$0.00	\$0.00	\$0.00	\$0.00	\$0.00	\$800.00	\$0.00
59	ALUM. ROLLING COUNTER DOOR	\$8,658.00	\$0.00	\$0.00	\$0.00	\$0.00	\$0.00	\$0.00	\$8,658.00	\$0.00
60	FINISH HARDWARE	\$4,994.00	\$0.00	\$0.00	\$0.00	\$0.00	\$0.00	\$0.00	\$4,994.00	\$0.00
61	GLASS AND GLAZING	\$500.00	\$0.00	\$0.00	\$0.00	\$0.00	\$0.00	\$0.00	\$500.00	\$0.00

CONTINUATION SHEET

AIA DOCUMENT G703

PAGE OF PAGES

AIA Document G702, APPLICATION AND CERTIFICATION FOR PAYMENT, containing Contractor's signed certification is attached.

In tabulations below, amounts are stated to the nearest dollar.

Use Column I on Contracts where variable retainage for line items may apply.

APPLICATION NO: #3
 APPLICATION DATE: 10/30/13
 PERIOD TO: 10/30/13

ARCHITECT'S PROJECT NO: N/A
 ECHS Athletic Complex

A ITEM NO.	B DESCRIPTION OF WORK	C SCHEDULED VALUE	D WORK COMPLETED FROM PREVIOUS APPLICATION (D + E)	E WORK COMPLETED THIS PERIOD	F MATERIALS PRESENTLY STORED (NOT IN D OR E)	G TOTAL COMPLETED AND STORED TO DATE (D+E+F)	H BALANCE TO FINISH (C - G)	I RETAINAGE (IF VARIABLE RATE)
90	GENERAL ELECTRICAL	\$139,147.00	\$0.00	\$14,000.00	\$0.00	\$14,000.00	\$125,147.00	\$700.00
91	PUBLIC ADDRESS SYSTEM	\$26,944.00	\$0.00	\$0.00	\$0.00	\$0.00	\$26,944.00	\$0.00
	GRAND TOTALS	\$2,386,707.00	\$115,803.00	\$95,835.00	\$25,000.00	\$236,638.00	\$2,150,069.00	\$11,831.90

APPLICATION AND CERTIFICATION FOR PAYMENT

AIA DOCUMENT G702

PAGE ONE OF

4 PAGES

TO OWNER: EC LITTLE LEAGUE
 P.O. BOX 586
 EL CAMPO, TEXAS

PROJECT: ECISD BASEBALL &
 SOFTBALL COMPLEX

FROM CONTRACTOR: POLASEK CONSTRUCTION INC.
 VIA ARCHITECT: RWS ARCHITECTS INC.
 3100 TIMMONS, STE 410
 HOUSTON, TEXAS

CONTRACT FOR: GENERAL CONSTRUCTION

APPLICATION NO: #4

PERIOD TO: 12/01/13

PROJECT NOS: 1388

CONTRACT DATE: 3/5/2013

Distribution to:
 OWNER
 ARCHITECT
 CONTRACTOR

CONTRACTOR'S APPLICATION FOR PAYMENT


Application is made for payment, as shown below, in connection with the Contract. Continuation Sheet, AIA Document G703, is attached.

1. ORIGINAL CONTRACT SUM \$ 2386707.00
2. Net change by Change Orders \$ 0.00
3. CONTRACT SUM TO DATE (Line 1 + 2) \$ 2386707.00
4. TOTAL COMPLETED & STORED TO DATE \$ 347415.00
 (Column G on G703)
5. RETAINAGE:
 - a. 5% of Completed Work \$ 17370.75
 - b. 5% of Stored Material \$ 0.00
 (Column F on G703)
 Total Retainage (Lines 5a + 5b or Total in Column I of G703) \$ 17370.75
6. TOTAL EARNED LESS RETAINAGE \$ 330044.25
 (Line 4 Less Line 5 Total)
7. LESS PREVIOUS CERTIFICATES FOR PAYMENT (Line 6 from prior Certificate) \$ 224806.10
8. CURRENT PAYMENT DUE \$ 105238.15
9. BALANCE TO FINISH, INCLUDING RETAINAGE \$ 2056662.75
 (Line 3 less Line 6)

CHANGE ORDER SUMMARY	ADDITIONS	DEDUCTS
Total changes approved in previous months by Owner	\$0.00	
Total approved this Month	\$0.00	
TOTALS	\$0.00	\$0.00
NET CHANGES by Change Order		\$0.00

The undersigned Contractor certifies that to the best of the Contractor's knowledge, information and belief the Work covered by this Application for Payment has been completed in accordance with the Contract Documents, that all amounts have been paid by the Contractor for Work for which previous Certificates for Payment were issued and payments received from the Owner, and that current payment shown hereon is now due.

CONTRACTOR: POLASEK CONSTRUCTION INC.
 By: *[Signature]* Date: 12/6/13
 County of: *Texas*
 State of: *Texas*
 Subscribed and sworn to before me this *10th* day of *Dec.* 2013
 Notary Public: *Denise Hlavaty*
 My Commission expires: *May 14, 2015*



ARCHITECT'S CERTIFICATE FOR PAYMENT

In accordance with the Contract Documents, based on on-site observations and the data comprising the application, the Architect certifies to the Owner that to the best of the Architect's knowledge, information and belief the Work has progressed as indicated, the quality of the Work is in accordance with the Contract Documents, and the Contractor is entitled to payment of the AMOUNT CERTIFIED.

AMOUNT CERTIFIED \$ *105,238.15* *RDV* 1-9-14

(Attach explanation if amount certified differs from the amount applied. Initial all figures on this Application and on the Continuation Sheet that are changed to conform to the amount certified.)

ARCHITECT: *Malcolm C. Stur* Date: *December 9, 2013*

This Certificate is not negotiable. The AMOUNT CERTIFIED is payable only to the Contractor named herein. Issuance, payment and acceptance of payment are without prejudice to any rights of the Owner or Contractor under this Contract.

CONTINUATION SHEET

AIA DOCUMENT G703

PAGE OF PAGES

AIA Document G702, APPLICATION AND CERTIFICATION FOR PAYMENT, containing Contractor's signed certification is attached.

In tabulations below, amounts are stated to the nearest dollar.

Use Column I on Contracts where variable retainage for line items may apply.

APPLICATION NO: #4

APPLICATION DATE: 12/01/13

PERIOD TO: 12/01/13

ARCHITECT'S PROJECT NO: N/A

ECHS Athletic Complex

A ITEM NO.	B DESCRIPTION OF WORK	C SCHEDULED VALUE	D WORK COMPLETED		E THIS PERIOD	F MATERIALS PRESENTLY STORED (NOT IN D OR E)	G TOTAL COMPLETED AND STORED TO DATE (D+E+F)	H BALANCE TO FINISH (C - G)	I RETAINAGE (IF VARIABLE RATE)
			FROM PREVIOUS APPLICATION (D + E)	% (G + C)					
1	DIVISION 1 - GEN. REQUIREMENTS								
2	GENERAL CONDITIONS	\$36,000.00	\$4,500.00	\$3,000.00	\$0.00	\$7,500.00	\$28,500.00	\$375.00	
3	INSURANCE	\$7,500.00	\$1,000.00	\$500.00	\$0.00	\$1,500.00	\$6,000.00	\$75.00	
4	TESTING / FIELD SURVEYS	\$19,000.00	\$0.00	\$5,295.00	\$0.00	\$5,295.00	\$13,705.00	\$264.75	
5	CONSTRUCTION MANAGER FEE	\$46,798.00	\$3,000.00	\$3,000.00	\$0.00	\$6,000.00	\$40,798.00	\$300.00	
6	ARCHITECTURAL FEES	\$80,000.00	\$60,000.00	\$4,000.00	\$0.00	\$64,000.00	\$16,000.00	\$3,200.00	
7	CONSTRUCTION DOC PRINTING	\$1,353.00	\$1,353.00	\$0.00	\$0.00	\$1,353.00	\$0.00	\$67.65	
8	FINAL CLEAN	\$2,930.00	\$0.00	\$0.00	\$0.00	\$0.00	\$2,930.00	\$0.00	
9	CONTRACTOR CONTINGENCY	\$8,647.00	\$0.00	\$0.00	\$0.00	\$0.00	\$8,647.00	\$0.00	
10	DIVISION 2 - SITEWORK								
11	EARTHWORK	\$38,753.00	\$32,000.00	\$0.00	\$0.00	\$32,000.00	\$6,753.00	\$1,600.00	
12	SELECT FILL MATERIALS	\$27,935.00	\$27,935.00	\$0.00	\$0.00	\$27,935.00	\$0.00	\$1,396.75	
13	FINAL SITE GRADING	\$2,500.00	\$0.00	\$0.00	\$0.00	\$0.00	\$2,500.00	\$0.00	
14	EROSION CONTROL	\$3,800.00	\$0.00	\$0.00	\$0.00	\$0.00	\$3,800.00	\$0.00	
15	TERMITTE CONTROL	\$1,424.00	\$0.00	\$0.00	\$0.00	\$0.00	\$1,424.00	\$0.00	
16	CONCRETE WALKS	\$110,085.00	\$0.00	\$0.00	\$0.00	\$0.00	\$110,085.00	\$0.00	
17	REINFORCING STEEL	\$8,009.00	\$0.00	\$0.00	\$0.00	\$0.00	\$8,009.00	\$0.00	
18	TRANSFORMER PAD / PULL BOX	\$3,600.00	\$3,600.00	\$0.00	\$0.00	\$3,600.00	\$0.00	\$180.00	
19	ORNAMENTAL FENCING	\$13,142.00	\$0.00	\$0.00	\$0.00	\$0.00	\$13,142.00	\$0.00	
20	CHAIN LINK FENCING	\$67,072.00	\$0.00	\$0.00	\$0.00	\$0.00	\$67,072.00	\$0.00	
21	BACKSTOP / NETTING	\$45,645.00	\$0.00	\$0.00	\$0.00	\$0.00	\$45,645.00	\$0.00	
22	METAL PANEL FENCING	\$79,905.00	\$0.00	\$0.00	\$0.00	\$0.00	\$79,905.00	\$0.00	
23	BATTING CAGE FENCE / NETS	\$39,868.00	\$0.00	\$0.00	\$0.00	\$0.00	\$39,868.00	\$0.00	
24	WINDSCREENS AT BULLPENS	\$3,728.00	\$0.00	\$0.00	\$0.00	\$0.00	\$3,728.00	\$0.00	
25	STORM WATER SYSTEMS	\$40,443.00	\$25,000.00	\$0.00	\$0.00	\$25,000.00	\$15,443.00	\$1,250.00	
26	SITE UTILITY CONNECTIONS	\$8,166.00	\$0.00	\$0.00	\$0.00	\$0.00	\$8,166.00	\$0.00	
27	FIELD DRAINAGE SYSTEMS	\$35,950.00	\$35,950.00	\$0.00	\$0.00	\$35,950.00	\$0.00	\$1,797.50	
28	SPORT FIELDS PREP / SOD	\$251,635.00	\$0.00	\$0.00	\$0.00	\$0.00	\$251,635.00	\$0.00	
29	IRRIGATION SYSTEM	\$71,500.00	\$0.00	\$0.00	\$0.00	\$0.00	\$71,500.00	\$0.00	
30	PUMP STATION	\$9,800.00	\$0.00	\$0.00	\$0.00	\$0.00	\$9,800.00	\$0.00	
31	GRASS AT COMMONS	\$23,926.00	\$0.00	\$0.00	\$0.00	\$0.00	\$23,926.00	\$0.00	

CONTINUATION SHEET

AIA DOCUMENT G703

PAGE OF PAGES

AIA Document G702, APPLICATION AND CERTIFICATION FOR PAYMENT, containing Contractor's signed certification is attached.

APPLICATION NO: #4
APPLICATION DATE: 12/01/13
PERIOD TO: 12/01/13

In tabulations below, amounts are stated to the nearest dollar.

Use Column I on Contracts where variable retainage for line items may apply.

ARCHITECT'S PROJECT NO: N/A

ECHS Athletic Complex

A ITEM NO.	B DESCRIPTION OF WORK	C SCHEDULED VALUE	D WORK COMPLETED FROM PREVIOUS APPLICATION (D + E)	E WORK COMPLETED THIS PERIOD	F MATERIALS PRESENTLY STORED (NOT IN D OR E)	G TOTAL COMPLETED AND STORED TO DATE (D+E+F)	G % (G + C)	H BALANCE TO FINISH (C - G)	I RETAINAGE (IF VARIABLE RATE)
32	DIVISION 3 - CONCRETE								
33	SITE LIGHTING FOOTINGS	\$2,200.00	\$0.00	\$0.00	\$0.00	\$0.00		\$2,200.00	\$0.00
34	CONCESSIONS FOUNDATION	\$22,948.00	\$4,800.00	\$0.00	\$0.00	\$4,800.00	20.92%	\$18,148.00	\$240.00
35	MAIN ENTRY FOUNDATIONS	\$4,200.00	\$2,000.00	\$0.00	\$0.00	\$2,000.00	47.62%	\$2,200.00	\$100.00
36	DUGOUT / BS FOUNDATIONS	\$61,680.00	\$0.00	\$0.00	\$0.00	\$0.00		\$61,680.00	\$0.00
37	BATTING CAGE FOUNDATION	\$38,424.00	\$0.00	\$3,800.00	\$0.00	\$3,800.00	9.89%	\$34,624.00	\$190.00
38	REINFORCING STEEL	\$30,282.00	\$5,000.00	\$25,282.00	\$0.00	\$30,282.00	100.00%	\$0.00	\$1,514.10
39	DIVISION 4 - MASONRY								
40	CMU REINFORCMENT	\$4,316.00	\$0.00	\$0.00	\$0.00	\$0.00		\$4,316.00	\$0.00
41	SPEC-BRIK MATERIALS	\$68,000.00	\$0.00	\$41,000.00	\$0.00	\$41,000.00	60.29%	\$27,000.00	\$2,050.00
42	SPEC-BRIK LABOR	\$54,826.00	\$0.00	\$0.00	\$0.00	\$0.00		\$54,826.00	\$0.00
43	DIVISION 5 METALS								
44	MAIN ENTRY STRUCTURAL STEEL	\$17,345.00	\$0.00	\$0.00	\$0.00	\$0.00		\$17,345.00	\$0.00
45	MISC STEEL / INSTALLATION	\$2,400.00	\$0.00	\$0.00	\$0.00	\$0.00		\$2,400.00	\$0.00
46	DIVISION 6 - WOODS & PLASTICS								
47	ROUGH CARPENTRY	\$52,900.00	\$0.00	\$0.00	\$0.00	\$0.00		\$52,900.00	\$0.00
48	WOOD TRUSSES	\$11,045.00	\$0.00	\$0.00	\$0.00	\$0.00		\$11,045.00	\$0.00
49	DUGOUT BENCHES	\$8,824.00	\$0.00	\$0.00	\$0.00	\$0.00		\$8,824.00	\$0.00
50	BATRACKS / HELMET STORAGE	\$3,550.00	\$0.00	\$0.00	\$0.00	\$0.00		\$3,550.00	\$0.00
51	DIVISION 7 - MOISTURE PROTECT.								
52	BUILDING INSULATION	\$1,970.00	\$0.00	\$0.00	\$0.00	\$0.00		\$1,970.00	\$0.00
53	MASONRY COATINGS	\$10,320.00	\$0.00	\$0.00	\$0.00	\$0.00		\$10,320.00	\$0.00
54	METAL ROOFING	\$45,103.00	\$0.00	\$0.00	\$0.00	\$0.00		\$45,103.00	\$0.00
55	SEALANTS / CAULKING	\$10,740.00	\$0.00	\$0.00	\$0.00	\$0.00		\$10,740.00	\$0.00
56	DIVISION 8 - DOORS & WINDOWS								
57	HOLLOW METAL	\$8,777.00	\$0.00	\$0.00	\$0.00	\$0.00		\$8,777.00	\$0.00
58	CEILING ACCESS DOORS	\$800.00	\$0.00	\$0.00	\$0.00	\$0.00		\$800.00	\$0.00
59	ALUM. ROLLING COUNTER DOOR	\$8,658.00	\$0.00	\$0.00	\$0.00	\$0.00		\$8,658.00	\$0.00
60	FINISH HARDWARE	\$4,994.00	\$0.00	\$0.00	\$0.00	\$0.00		\$4,994.00	\$0.00
61	GLASS AND GLAZING	\$500.00	\$0.00	\$0.00	\$0.00	\$0.00		\$500.00	\$0.00

CONTINUATION SHEET

AIA DOCUMENT G703

PAGE OF PAGES

AIA Document G702, APPLICATION AND CERTIFICATION FOR PAYMENT, containing Contractor's signed certification is attached.

In tabulations below, amounts are stated to the nearest dollar.

Use Column I on Contracts where variable retainage for line items may apply.

APPLICATION NO: #4
 APPLICATION DATE: 12/01/13
 PERIOD TO: 12/01/13
 ARCHITECT'S PROJECT NO: N/A

ECHS Athletic Complex

A ITEM NO.	B DESCRIPTION OF WORK	C SCHEDULED VALUE		D WORK COMPLETED FROM PREVIOUS APPLICATION (D + E)		E WORK COMPLETED THIS PERIOD		F MATERIALS PRESENTLY STORED (NOT IN D OR E)	G TOTAL COMPLETED AND STORED TO DATE (D+E+F)	H BALANCE TO FINISH (C - G)	I RETAINAGE (IF VARIABLE RATE)
62	DIVISION 9 - FINISHES										
63	RESILIENT BASE	\$1,277.00	\$0.00	\$0.00	\$0.00	\$0.00	\$0.00	\$0.00	\$0.00	\$1,277.00	\$0.00
64	FLOOR SEALER	\$2,000.00	\$0.00	\$0.00	\$0.00	\$0.00	\$0.00	\$0.00	\$0.00	\$2,000.00	\$0.00
65	PAINTING	\$14,725.00	\$0.00	\$0.00	\$0.00	\$0.00	\$0.00	\$0.00	\$0.00	\$14,725.00	\$0.00
66	DIVISION 10 SPECIALTIES										
67	TOILET PARTITIONS	\$8,220.00	\$0.00	\$0.00	\$0.00	\$0.00	\$0.00	\$0.00	\$0.00	\$8,220.00	\$0.00
68	METAL LOUVERS	\$835.00	\$0.00	\$0.00	\$0.00	\$0.00	\$0.00	\$0.00	\$0.00	\$835.00	\$0.00
69	FLAGPOLES	\$2,260.00	\$0.00	\$0.00	\$0.00	\$0.00	\$0.00	\$0.00	\$0.00	\$2,260.00	\$0.00
70	GRAPHICS ALLOWANCE	\$4,000.00	\$0.00	\$0.00	\$0.00	\$0.00	\$0.00	\$0.00	\$0.00	\$4,000.00	\$0.00
71	INTERIOR GRAPHICS	\$1,798.00	\$0.00	\$0.00	\$0.00	\$0.00	\$0.00	\$0.00	\$0.00	\$1,798.00	\$0.00
72	FIRE EXTINGUISHERS	\$600.00	\$0.00	\$0.00	\$0.00	\$0.00	\$0.00	\$0.00	\$0.00	\$600.00	\$0.00
73	TOILET ACCESSORIES	\$2,745.00	\$0.00	\$0.00	\$0.00	\$0.00	\$0.00	\$0.00	\$0.00	\$2,745.00	\$0.00
74	DIVISION 11 EQUIPMENT										
75	DIVISION 12 FURNISHINGS										
76	CASEWORK / STAINLESS TOPS	\$18,100.00	\$0.00	\$0.00	\$0.00	\$0.00	\$0.00	\$0.00	\$0.00	\$18,100.00	\$0.00
77	DIVISION 13 SPECIAL CONSTRUCTION										
78	BATTING CAGE PEMB	\$41,524.00	\$0.00	\$0.00	\$0.00	\$0.00	\$0.00	\$0.00	\$0.00	\$41,524.00	\$0.00
79	BLEACHER ROOF SYSTEM	\$91,580.00	\$0.00	\$0.00	\$0.00	\$0.00	\$0.00	\$0.00	\$0.00	\$91,580.00	\$0.00
80	ANGLE FRAME BLEACHERS	\$145,820.00	\$0.00	\$0.00	\$0.00	\$0.00	\$0.00	\$0.00	\$0.00	\$145,820.00	\$0.00
81	DIVISION 14 CONVEYING SYSTEMS										
82	DIVISION 15 - PLUMBING										
83	PLUMBING SYSTEMS	\$65,171.00	\$0.00	\$0.00	\$0.00	\$21,400.00	\$0.00	\$0.00	\$21,400.00	\$43,771.00	\$1,070.00
84	DIVISION 15 - MECH. HVAC										
85	HVAC SYSTEMS	\$4,950.00	\$0.00	\$0.00	\$0.00	\$0.00	\$0.00	\$0.00	\$0.00	\$4,950.00	\$0.00
86	DIVISION 16 - ELECTRICAL										
87	MAIN ELEC. SERVICE CONDUITS	\$16,500.00	\$16,500.00	\$0.00	\$0.00	\$0.00	\$0.00	\$0.00	\$16,500.00	\$0.00	\$825.00
88	SITE LIGHTING	\$24,695.00	\$0.00	\$0.00	\$0.00	\$0.00	\$0.00	\$0.00	\$0.00	\$24,695.00	\$0.00
89	SPORT LIGHTING	\$209,900.00	\$0.00	\$0.00	\$0.00	\$0.00	\$0.00	\$0.00	\$0.00	\$209,900.00	\$0.00

CONTINUATION SHEET

AIA DOCUMENT G703

PAGE OF PAGES

AIA Document G702, APPLICATION AND CERTIFICATION FOR PAYMENT, containing Contractor's signed certification is attached.

In tabulations below, amounts are stated to the nearest dollar.

Use Column I on Contracts where variable retainage for line items may apply.

APPLICATION NO: #4

APPLICATION DATE: 12/01/13

PERIOD TO: 12/01/13

ARCHITECT'S PROJECT NO: N/A

ECHS Athletic Complex

A ITEM NO.	B DESCRIPTION OF WORK	C SCHEDULED VALUE	D WORK COMPLETED FROM PREVIOUS APPLICATION (D + E)	E WORK COMPLETED THIS PERIOD	F MATERIALS PRESENTLY STORED (NOT IN D OR E)	G TOTAL COMPLETED AND STORED TO DATE (D+E+F)	H BALANCE TO FINISH (C - G)	I RETAINAGE (IF VARIABLE RATE)
90	GENERAL ELECTRICAL	\$139,147.00	\$14,000.00	\$3,500.00	\$0.00	\$17,500.00	\$121,647.00	\$875.00
91	PUBLIC ADDRESS SYSTEM	\$26,944.00	\$0.00	\$0.00	\$0.00	\$0.00	\$26,944.00	\$0.00
	GRAND TOTALS	\$2,386,707.00	\$236,638.00	\$110,777.00	\$0.00	\$347,415.00	\$2,039,292.00	\$17,370.75

APPLICATION AND CERTIFICATION FOR PAYMENT

AIA DOCUMENT G702

PAGE ONE OF

4 PAGES

TO OWNER: EC LITTLE LEAGUE
 P.O. BOX 586
 EL CAMPO, TEXAS

PROJECT: ECISD BASEBALL &
 SOFTBALL COMPLEX

FROM CONTRACTOR: POLASEK CONSTRUCTION INC.
 P.O. BX 64
 EL CAMPO, TEXAS 77437

VIA ARCHITECT: RWS ARCHITECTS INC.
 3100 TIMMONS, STE 410
 HOUSTON, TEXAS

CONTRACT FOR: GENERAL CONSTRUCTION

APPLICATION NO: #5

PERIOD TO: 1/6/14

PROJECT NOS: 1388

CONTRACT DATE: 3/5/2013

Distribution to:
 OWNER
 ARCHITECT
 CONTRACTOR

CONTRACTOR'S APPLICATION FOR PAYMENT

Application is made for payment, as shown below, in connection with the Contract. Continuation Sheet, AIA Document G703, is attached.

1. ORIGINAL CONTRACT SUM \$ 2386707.00
2. Net change by Change Orders \$ 0.00
3. CONTRACT SUM TO DATE (Line 1 ± 2) \$ 2386707.00
4. TOTAL COMPLETED & STORED TO DATE \$ 477758.00
 (Column G on G703)
5. RETAINAGE:
 - a. $\frac{5}{14}$ % of Completed Work \$ 23887.90
 (Column D + E on G703)
 - b. $\frac{5}{14}$ % of Stored Material \$ 0.00
 (Column F on G703)
6. TOTAL EARNED LESS RETAINAGE \$ 23887.90
 Total Retainage (Lines 5a + 5b or
 Total in Column I of G703) \$ 453870.10
7. LESS PREVIOUS CERTIFICATES FOR
 PAYMENT (Line 6 from prior Certificate) \$ 330044.25
8. CURRENT PAYMENT DUE \$ 123825.85
9. BALANCE TO FINISH, INCLUDING RETAINAGE \$ 1932836.90
 (Line 3 less Line 6)

CHANGE ORDER SUMMARY	ADDITIONS	DEDUCTS
Total changes approved in previous months by Owner	\$0.00	
Total approved this Month	\$0.00	
TOTALS	\$0.00	\$0.00
NET CHANGES by Change Order		\$0.00

The undersigned Contractor certifies that to the best of the Contractor's knowledge, information and belief the Work covered by this Application for Payment has been completed in accordance with the Contract Documents, that all amounts have been paid by the Contractor for Work for which previous Certificates for Payment were issued and payments received from the Owner, and that current payment shown herein is now due. KAREN DENISE HLAVATY
 My Commission Expires May 14, 2015

CONTRACTOR: POLASEK CONSTRUCTION INC



By: *[Signature]* Date: 1/6/14

State of: Texas County of: Wharton
 Subscribed and sworn to before me this 6th day of Jan. 2014
 Notary Public: Denise Hlavaty
 My Commission expires: May 14, 2015

ARCHITECT'S CERTIFICATE FOR PAYMENT

In accordance with the Contract Documents, based on on-site observations and the data comprising the application, the Architect certifies to the Owner that to the best of the Architect's knowledge, information and belief the Work has progressed as indicated, the quality of the Work is in accordance with the Contract Documents, and the Contractor is entitled to payment of the AMOUNT CERTIFIED.

AMOUNT CERTIFIED \$ 123,825.85

(Attach explanation if amount certified differs from the amount applied. Initial all figures on this Application and on the Continuation Sheet that are changed to conform to the amount certified.)

ARCHITECT:

By: *[Signature]* Date: January 8, 2014

This Certificate is not negotiable. The AMOUNT CERTIFIED is payable only to the Contractor named herein. Issuance, payment and acceptance of payment are without prejudice to any rights of the Owner or Contractor under this Contract.

CONTINUATION SHEET

AIA DOCUMENT G703

PAGE OF PAGES

AIA Document G702, APPLICATION AND CERTIFICATION FOR PAYMENT, containing Contractor's signed certification is attached.

In tabulations below, amounts are stated to the nearest dollar.

Use Column I on Contracts where variable retainage for line items may apply.

APPLICATION NO: #5
 APPLICATION DATE: 1/6/14
 PERIOD TO: 1/6/14

ARCHITECT'S PROJECT NO: N/A
 ECHS Athletic Complex

A ITEM NO.	B DESCRIPTION OF WORK	C SCHEDULED VALUE	D WORK COMPLETED FROM PREVIOUS APPLICATION (D + E)		E WORK COMPLETED THIS PERIOD	F MATERIALS PRESENTLY STORED (NOT IN D OR E)	G TOTAL COMPLETED AND STORED TO DATE (D+E+F)	% (G + C)	H BALANCE TO FINISH (C - G)	I RETAINAGE (IF VARIABLE RATE)
1	DIVISION 1 - GEN. REQUIREMENTS									
2	GENERAL CONDITIONS	\$36,000.00	\$7,500.00	\$1,000.00	\$0.00	\$0.00	\$8,500.00	23.61%	\$27,500.00	\$425.00
3	INSURANCE	\$7,500.00	\$1,500.00	\$500.00	\$0.00	\$0.00	\$2,000.00	26.67%	\$5,500.00	\$100.00
4	TESTING / FIELD SURVEYS	\$19,000.00	\$5,295.00	\$0.00	\$0.00	\$0.00	\$5,295.00	27.87%	\$13,705.00	\$264.75
5	CONSTRUCTION MANAGER FEE	\$46,798.00	\$6,000.00	\$2,000.00	\$0.00	\$0.00	\$8,000.00	17.09%	\$38,798.00	\$400.00
6	ARCHITECTURAL FEES	\$80,000.00	\$64,000.00	\$0.00	\$0.00	\$0.00	\$64,000.00	80.00%	\$16,000.00	\$3,200.00
7	CONSTRUCTION DOC PRINTING	\$1,353.00	\$1,353.00	\$0.00	\$0.00	\$0.00	\$1,353.00	100.00%	\$0.00	\$67.65
8	FINAL CLEAN	\$2,930.00	\$0.00	\$0.00	\$0.00	\$0.00	\$0.00		\$2,930.00	\$0.00
9	CONTRACTOR CONTINGENCY	\$8,647.00	\$0.00	\$0.00	\$0.00	\$0.00	\$0.00		\$8,647.00	\$0.00
10	DIVISION 2 - SITEWORK									
11	EARTHWORK	\$38,753.00	\$32,000.00	\$0.00	\$0.00	\$0.00	\$32,000.00	82.57%	\$6,753.00	\$1,600.00
12	SELECT FILL MATERIALS	\$27,935.00	\$27,935.00	\$0.00	\$0.00	\$0.00	\$27,935.00	100.00%	\$0.00	\$1,396.75
13	FINAL SITE GRADING	\$2,500.00	\$0.00	\$0.00	\$0.00	\$0.00	\$0.00		\$2,500.00	\$0.00
14	EROSION CONTROL	\$3,800.00	\$0.00	\$0.00	\$0.00	\$0.00	\$0.00		\$3,800.00	\$0.00
15	TERMITE CONTROL	\$1,424.00	\$0.00	\$0.00	\$0.00	\$0.00	\$0.00		\$1,424.00	\$0.00
16	CONCRETE WALKS	\$110,085.00	\$0.00	\$0.00	\$0.00	\$0.00	\$0.00		\$110,085.00	\$0.00
17	REINFORCING STEEL	\$8,009.00	\$0.00	\$0.00	\$0.00	\$0.00	\$0.00		\$8,009.00	\$0.00
18	TRANSFORMER PAD / PULL BOX	\$3,600.00	\$3,600.00	\$0.00	\$0.00	\$0.00	\$3,600.00	100.00%	\$0.00	\$180.00
19	ORNAMENTAL FENCING	\$13,142.00	\$0.00	\$0.00	\$0.00	\$0.00	\$0.00		\$13,142.00	\$0.00
20	CHAIN LINK FENCING	\$67,072.00	\$0.00	\$0.00	\$0.00	\$0.00	\$0.00		\$67,072.00	\$0.00
21	BACKSTOP / NETTING	\$45,645.00	\$0.00	\$27,400.00	\$0.00	\$0.00	\$27,400.00	60.03%	\$18,245.00	\$1,370.00
22	METAL PANEL FENCING	\$79,905.00	\$0.00	\$0.00	\$0.00	\$0.00	\$0.00		\$79,905.00	\$0.00
23	BATTING CAGE FENCE / NETS	\$39,868.00	\$0.00	\$0.00	\$0.00	\$0.00	\$0.00		\$39,868.00	\$0.00
24	WINDSCREENS AT BULLPENS	\$3,728.00	\$0.00	\$0.00	\$0.00	\$0.00	\$0.00		\$3,728.00	\$0.00
25	STORM WATER SYSTEMS	\$40,443.00	\$25,000.00	\$15,443.00	\$0.00	\$0.00	\$40,443.00	100.00%	\$0.00	\$2,022.15
26	SITE UTILITY CONNECTIONS	\$8,166.00	\$0.00	\$0.00	\$0.00	\$0.00	\$0.00		\$8,166.00	\$0.00
27	FIELD DRAINAGE SYSTEMS	\$35,950.00	\$35,950.00	\$0.00	\$0.00	\$0.00	\$35,950.00	100.00%	\$0.00	\$1,797.50
28	SPORT FIELDS PREP / SOD	\$251,635.00	\$0.00	\$0.00	\$0.00	\$0.00	\$0.00		\$251,635.00	\$0.00
29	IRRIGATION SYSTEM	\$71,500.00	\$0.00	\$0.00	\$0.00	\$0.00	\$0.00		\$71,500.00	\$0.00
30	PUMP STATION	\$9,800.00	\$0.00	\$0.00	\$0.00	\$0.00	\$0.00		\$9,800.00	\$0.00
31	GRASS AT COMMONS	\$23,926.00	\$0.00	\$0.00	\$0.00	\$0.00	\$0.00		\$23,926.00	\$0.00

CONTINUATION SHEET

AIA DOCUMENT G703

PAGE OF PAGES

AIA Document G702, APPLICATION AND CERTIFICATION FOR PAYMENT, containing Contractor's signed certification is attached.

In tabulations below, amounts are stated to the nearest dollar.

Use Column I on Contracts where variable retainage for line items may apply.

APPLICATION NO: #5

APPLICATION DATE: 1/6/14

PERIOD TO: 1/6/14

ARCHITECT'S PROJECT NO: N/A

ECHS Athletic Complex

A ITEM NO.	B DESCRIPTION OF WORK	C SCHEDULED VALUE	D WORK COMPLETED THIS PERIOD		E MATERIALS PRESENTLY STORED (NOT IN D OR E)	F TOTAL COMPLETED AND STORED TO DATE (D+E+F)	G % (G+C)	H BALANCE TO FINISH (C-G)	I RETAINAGE (IF VARIABLE RATE)
			FROM PREVIOUS APPLICATION (D + E)	THIS PERIOD					
32	DIVISION 3 - CONCRETE								
33	SITE LIGHTING FOOTINGS	\$2,200.00	\$0.00	\$0.00	\$0.00	\$0.00	20.92%	\$2,200.00	\$0.00
34	CONCESSIONS FOUNDATION	\$22,948.00	\$4,800.00	\$0.00	\$0.00	\$4,800.00	20.92%	\$18,148.00	\$240.00
35	MAIN ENTRY FOUNDATIONS	\$4,200.00	\$2,000.00	\$0.00	\$0.00	\$2,000.00	47.62%	\$2,200.00	\$100.00
36	DUGOUT / BS FOUNDATIONS	\$61,680.00	\$0.00	\$0.00	\$0.00	\$0.00		\$61,680.00	\$0.00
37	BATTING CAGE FOUNDATION	\$38,424.00	\$3,800.00	\$0.00	\$0.00	\$3,800.00	9.89%	\$34,624.00	\$190.00
38	REINFORCING STEEL	\$30,282.00	\$30,282.00	\$0.00	\$0.00	\$30,282.00	100.00%	\$0.00	\$1,514.10
39	DIVISION 4 - MASONRY								
40	CMU REINFORCEMENT	\$4,316.00	\$0.00	\$0.00	\$0.00	\$0.00		\$4,316.00	\$0.00
41	SPEC-BRIK MATERIALS	\$68,000.00	\$41,000.00	\$0.00	\$0.00	\$41,000.00	60.29%	\$27,000.00	\$2,050.00
42	SPEC-BRIK LABOR	\$54,826.00	\$0.00	\$0.00	\$0.00	\$0.00		\$54,826.00	\$0.00
43	DIVISION 5 METALS								
44	MAIN ENTRY STRUCTURAL STEEL	\$17,345.00	\$0.00	\$0.00	\$0.00	\$0.00		\$17,345.00	\$0.00
45	MISC STEEL / INSTALLATION	\$2,400.00	\$0.00	\$0.00	\$0.00	\$0.00		\$2,400.00	\$0.00
46	DIVISION 6 - WOODS & PLASTICS								
47	ROUGH CARPENTRY	\$52,900.00	\$0.00	\$0.00	\$0.00	\$0.00		\$52,900.00	\$0.00
48	WOOD TRUSSES	\$11,045.00	\$0.00	\$0.00	\$0.00	\$0.00		\$11,045.00	\$0.00
49	DUGOUT BENCHES	\$8,824.00	\$0.00	\$0.00	\$0.00	\$0.00		\$8,824.00	\$0.00
50	BATRACKS / HELMET STORAGE	\$3,550.00	\$0.00	\$0.00	\$0.00	\$0.00		\$3,550.00	\$0.00
51	DIVISION 7 - MOISTURE PROTECT.								
52	BUILDING INSULATION	\$1,970.00	\$0.00	\$0.00	\$0.00	\$0.00		\$1,970.00	\$0.00
53	MASONRY COATINGS	\$10,320.00	\$0.00	\$0.00	\$0.00	\$0.00		\$10,320.00	\$0.00
54	METAL ROOFING	\$45,103.00	\$0.00	\$0.00	\$0.00	\$0.00		\$45,103.00	\$0.00
55	SEALANTS / CAULKING	\$10,740.00	\$0.00	\$0.00	\$0.00	\$0.00		\$10,740.00	\$0.00
56	DIVISION 8 - DOORS & WINDOWS								
57	HOLLOW METAL	\$8,777.00	\$0.00	\$0.00	\$0.00	\$0.00		\$8,777.00	\$0.00
58	CEILING ACCESS DOORS	\$800.00	\$0.00	\$0.00	\$0.00	\$0.00		\$800.00	\$0.00
59	ALUM. ROLLING COUNTER DOOR	\$8,658.00	\$0.00	\$0.00	\$0.00	\$0.00		\$8,658.00	\$0.00
60	FINISH HARDWARE	\$4,994.00	\$0.00	\$0.00	\$0.00	\$0.00		\$4,994.00	\$0.00
61	GLASS AND GLAZING	\$500.00	\$0.00	\$0.00	\$0.00	\$0.00		\$500.00	\$0.00

CONTINUATION SHEET

AIA DOCUMENT G703

PAGE OF PAGES

AIA Document G702, APPLICATION AND CERTIFICATION FOR PAYMENT, containing Contractor's signed certification is attached.

In tabulations below, amounts are stated to the nearest dollar. Use Column I on Contracts where variable retainage for line items may apply.

APPLICATION NO: #5
 APPLICATION DATE: 1/6/14
 PERIOD TO: 1/6/14
 ARCHITECT'S PROJECT NO: N/A
 ECHS Athletic Complex

A ITEM NO.	B DESCRIPTION OF WORK	C SCHEDULED VALUE	D WORK COMPLETED		E THIS PERIOD	F MATERIALS PRESENTLY STORED (NOT IN D OR E)	G TOTAL COMPLETED AND STORED TO DATE (D+E+F)	H BALANCE TO FINISH (C - G)	I RETAINAGE (IF VARIABLE RATE)
			FROM PREVIOUS APPLICATION (D + E)	% (G + C)					
62	DIVISION 9 - FINISHES								
63	RESILIENT BASE	\$1,277.00	\$0.00	\$0.00	\$0.00	\$0.00	\$0.00	\$1,277.00	\$0.00
64	FLOOR SEALER	\$2,000.00	\$0.00	\$0.00	\$0.00	\$0.00	\$0.00	\$2,000.00	\$0.00
65	PAINTING	\$14,725.00	\$0.00	\$0.00	\$0.00	\$0.00	\$0.00	\$14,725.00	\$0.00
66	DIVISION 10 SPECIALTIES								
67	TOILET PARTITIONS	\$8,220.00	\$0.00	\$0.00	\$0.00	\$0.00	\$0.00	\$8,220.00	\$0.00
68	METAL LOUVERS	\$835.00	\$0.00	\$0.00	\$0.00	\$0.00	\$0.00	\$835.00	\$0.00
69	FLAGPOLES	\$2,260.00	\$0.00	\$0.00	\$0.00	\$0.00	\$0.00	\$2,260.00	\$0.00
70	GRAPHICS ALLOWANCE	\$4,000.00	\$0.00	\$0.00	\$0.00	\$0.00	\$0.00	\$4,000.00	\$0.00
71	INTERIOR GRAPHICS	\$1,798.00	\$0.00	\$0.00	\$0.00	\$0.00	\$0.00	\$1,798.00	\$0.00
72	FIRE EXTINGUISHERS	\$600.00	\$0.00	\$0.00	\$0.00	\$0.00	\$0.00	\$600.00	\$0.00
73	TOILET ACCESSORIES	\$2,745.00	\$0.00	\$0.00	\$0.00	\$0.00	\$0.00	\$2,745.00	\$0.00
74	DIVISION 11 EQUIPMENT								
75	DIVISION 12 FURNISHINGS								
76	CASEWORK / STAINLESS TOPS	\$18,100.00	\$0.00	\$0.00	\$0.00	\$0.00	\$0.00	\$18,100.00	\$0.00
77	DIVISION 13 SPECIAL CONSTRUCTION								
78	BATTING CAGE PEMB	\$41,524.00	\$0.00	\$0.00	\$0.00	\$0.00	\$0.00	\$41,524.00	\$0.00
79	BLEACHER ROOF SYSTEM	\$91,580.00	\$0.00	\$0.00	\$0.00	\$0.00	\$0.00	\$91,580.00	\$0.00
80	ANGLE FRAME BLEACHERS	\$145,820.00	\$0.00	\$0.00	\$0.00	\$0.00	\$0.00	\$145,820.00	\$0.00
81	DIVISION 14 CONVEYING SYSTEMS								
82	DIVISION 15 - PLUMBING								
83	PLUMBING SYSTEMS	\$65,171.00	\$21,400.00	\$4,000.00	\$0.00	\$0.00	\$25,400.00	\$39,771.00	\$1,270.00
84	DIVISION 15 - MECH. HVAC								
85	HVAC SYSTEMS	\$4,950.00	\$0.00	\$0.00	\$0.00	\$0.00	\$0.00	\$4,950.00	\$0.00
86	DIVISION 16 - ELECTRICAL								
87	MAIN ELEC. SERVICE CONDUITS	\$16,500.00	\$16,500.00	\$0.00	\$0.00	\$0.00	\$16,500.00	\$0.00	\$825.00
88	SITE LIGHTING	\$24,695.00	\$0.00	\$0.00	\$0.00	\$0.00	\$0.00	\$24,695.00	\$0.00
89	SPORT LIGHTING	\$209,900.00	\$0.00	\$0.00	\$0.00	\$75,000.00	\$75,000.00	\$134,900.00	\$3,750.00

CONTINUATION SHEET

AIA DOCUMENT G703

PAGE OF PAGES

AIA Document G702, APPLICATION AND CERTIFICATION FOR PAYMENT, containing Contractor's signed certification is attached.
 In tabulations below, amounts are stated to the nearest dollar.
 Use Column I on Contracts where variable retainage for line items may apply.

APPLICATION NO: #5
 APPLICATION DATE: 1/6/14
 PERIOD TO: 1/6/14
 ARCHITECT'S PROJECT NO: N/A

ECHS Athletic Complex

A ITEM NO.	B DESCRIPTION OF WORK	C SCHEDULED VALUE	D WORK COMPLETED		E THIS PERIOD	F MATERIALS PRESENTLY STORED (NOT IN D OR E)	G TOTAL COMPLETED AND STORED TO DATE (D+E+F)	H BALANCE TO FINISH (C - G)	I RETAINAGE (IF VARIABLE RATE)
			FROM PREVIOUS APPLICATION (D + E)						
90	GENERAL ELECTRICAL	\$139,147.00	\$17,500.00	\$5,000.00	\$0.00	\$22,500.00	\$116,647.00	\$1,125.00	
91	PUBLIC ADDRESS SYSTEM	\$26,944.00	\$0.00	\$0.00	\$0.00	\$0.00	\$26,944.00	\$0.00	
	GRAND TOTALS	\$2,386,707.00	\$347,415.00	\$55,343.00	\$75,000.00	\$477,758.00	\$1,908,949.00	\$23,887.90	

Agenda Item Summary Sheet (4 B.3)
 Meeting Date: January 28, 2014
 Submitted by: Mark Pool, Superintendent

Action Required

**Consent Agenda:
 Business and Support
 Services**

Budget Amendment

Summary

According to district policy, the budget shall be amended when a change is made increasing any one of the functional spending categories.

Amendment No. 1 appropriates funds for additional earnest money toward the purchase of the High School Baseball and Softball Fields Complex. The amendment transfers \$454,871.00 from the General Fund 199 fund balance to Fund 622 – Building Construction.

ECISD Board Policy

CE (LOCAL), ANNUAL OPERATING BUDGET

Effective Date

January 28, 2014

Previous Board Action

The Board approved the 2013-2014 General Operating Budget on August 27, 2013.

Future Action Expected

The Board is required to amend the budget when a change increases any one of the functional spending areas.

**Background Information and
 Significant Issues**

In accordance with the recently executed Escrow Agreement, the district will escrow additional earnest money each time an *Application and Certification for Payment* from Polasek Construction Inc., is certified by RWS Architects and approved by El Campo Little League.

Five *Applications and Certification for Payment* have been approved and certified:

- Application No. 1 \$58,285.35
- Application No. 2 \$51,727.50
- Application No. 3 \$114,793.25
- Application No. 4 \$105,238.15
- Application No. 5 \$123,825.85
- **TOTAL**..... **\$453,870.10**

Fiscal Impact	This amendment reduces General Fund 199 fund balanced by (\$454,871).
Student and Public Benefit	Accurate accounting for the expenditure of public funds.
Procedural and Reporting Implications	Record the official budget amendment and make the necessary changes in the general operating budget.
Public Comments	None.
Alternatives	None.
Other Comments and Related Issues	None.
Attachments	<ul style="list-style-type: none"> • Proposed Budget Amendments
Contact Person(s)	David Bright, Assistant Superintendent of Finance and Operations
Action Required	Motion, second and majority vote to approve budget amendment(s).
Superintendent's Recommendation	<p>I recommend you approve the budget amendment(s) as a part of the Consent Agenda.</p> <p>Mark Pool, Superintendent of Schools</p>

EL CAMPO INDEPENDENT SCHOOL DISTRICT
700 WEST NORRIS STREET
EL CAMPO, TEXAS 77437
(979) 543-6771
(979) 543-1670 FAX

January 28, 2014

DATE

2013-14

BUDGET YEAR

TO: Board of Trustees

FROM: David Bright *AB*
Assistant Superintendent for Finance

RE: Budget Amendment(s)

Due to a change in financial requirements, I request the following budget amendments:

AMENDMENT #1

BUDGET CODE	ACCOUNT NAME	BUDGET	CHANGE+-	AMENDED
199 00 8911 00 000 400000	Transfers Out	\$ -0-	-\$ 454,871	\$ 454,871
199 00 3700 00 000 400000	Unassigned Fund Balance	\$ 7,974,647	-\$ 454,871	\$ 7,519,776
622 00 7915 00 000 400000	Transfers In	\$ -0-	+\$ 454,871	\$ 454,871
622 81 6629 00 001 499000	Building Construction	\$ -0-	+\$ 454,871	\$ 454,871

Appropriate funds for construction expenditures for the new Baseball/Softball Complex; transfer funds from the General Fund balance.

Agenda Item Summary Sheet (4 B.7)
Meeting Date: January 28, 2014
Submitted by: Mark Pool, Superintendent

Information Only

**Consent Agenda:
Business and Support
Services**

Review of Monthly Financial Reports for Month of December

Summary

Although there is no statutory or policy requirement for the Board to do so, reviewing the Monthly Financial Report is a good practice for the Board to follow in overseeing the management of the District.

The report provides the Board with a current comparison of actual revenue and expenditures to the budget adopted for the General Fund.

The Tax Collections Report provides the Board with the District's current tax collections for the fiscal year.

The Cash Flow Report provides the Board with both a historical and current perspective of the District's monthly cash flow.

ECISD Board Policy

None.

Effective Date

December 31, 2013

Previous Board Action

Approval of 2013-2014 General Operating Budget on August 27, 2013.

Future Action Expected

The Board will review the monthly financial statements at each regular monthly board meeting.

**Background Information and
Significant Issues**

The audited fund balance in the General Fund (Fund 199 only) on August 31, 2013 was \$8,490,723, which is 31.26% of the approved General Fund operating expenditures (as defined in the AEIS Report) of \$27,161,780.

Fund balance designated for replacement of artificial turf at Ricebird Stadium is \$300,000, leaving an undesignated fund balance of \$8,190,723; or 30.16% of the approved General Fund operating expenditures (as defined in the AEIS Report).

The undesignated fund balance currently exceeds the 20% goal by \$2,758,367.

Fiscal Impact

None.

Student and Public Benefit Closely monitoring actual revenue and expenditures as compared to the adopted budget each month helps to ensure the efficient use of public funds.

Procedural and Reporting Implications None.

Public Comments None.

Alternatives None.

Other Comments and Related Issues **Financial Report.** In the General Operating Fund, we have received 44.93% of our amended revenue projections; and expended 35.84% of our amended expenditure estimates.
Compared to the same time last year, our revenue increased by \$374,376 and our expenditures increased by \$191,958.

	2009-2010		2010-2011		2011-2012		2012-2013		2013-2014	
	Rev	Exp	Rev	Exp	Rev	Exp	Rev	Exp	Rev	Exp
Sep	10.41%	10.59%	9.93%	10.95%	10.63%	12.13%	10.87%	15.21%	9.73%	13.30%
Oct	19.64%	17.92%	18.64%	18.81%	19.79%	20.05%	19.84%	22.74%	19.43%	21.26%
Nov	26.01%	25.17%	27.97%	23.69%	29.84%	27.07%	30.94%	28.88%	29.49%	28.75%
Dec	38.96%	32.11%	41.96%	30.73%	41.60%	33.20%	44.98%	35.39%	44.93%	35.84%
Jan	57.38%	39.07%	60.48%	37.99%	64.61%	40.50%	65.81%	42.09%		
Feb	68.68%	50.45%	66.83%	48.02%	69.97%	50.83%	71.78%	51.52%		
Mar	70.62%	58.65%	68.88%	55.20%	72.10%	57.21%	74.26%	57.69%		
Apr	75.39%	65.99%	73.41%	62.72%	77.12%	64.95%	78.68%	65.38%		
May	79.21%	72.77%	77.20%	69.62%	81.11%	71.59%	82.15%	71.53%		
Jun	85.20%	80.00%	82.93%	76.81%	87.17%	78.14%	87.97%	79.86%		
Jul	91.73%	85.63%	89.99%	84.05%	93.70%	85.44%	94.13%	88.19%		
Aug	100.10%	98.92%	100.38%	98.74%	100.06%	98.47%	100.17%	98.97%		

Tax Collection Report. Our beginning tax levy of \$13,878,419 has been adjusted by \$40,789 giving us a new adjusted levy of \$13,919,209; and we have currently collected \$5,766,708 which amounts to 41.43% of the adjusted levy. This leaves an uncollected balance of \$8,152,501.

Delinquent collections YTD are \$97,984 plus \$39,110 in penalty and interest.

	2008-2009	2009-2010	2010-2011	2011-2012	2012-2013	2013-2014
Oct	0.00%	0.00%	0.35%	0.31%	0.21%	0.26%
Nov	2.58%	0.44%	8.60%	9.54%	12.48%	6.96%
Dec	32.28%	30.01%	39.54%	34.01%	39.14%	41.43%
Jan	81.82%	73.71%	81.26%	84.41%	83.67%	
Feb	93.04%	92.80%	93.50%	94.04%	94.27%	
Mar	94.06%	94.60%	94.95%	95.38%	95.47%	
Apr	94.97%	95.27%	95.52%	96.12%	96.07%	
Jun	95.61%	95.84%	96.26%	96.75%	96.51%	
Jun	96.69%	96.50%	96.67%	97.14%	96.88%	
Jul		96.83%	97.10%	97.65%	97.50%	
Aug	97.48%	97.17%	97.74%	97.90%	97.68%	
Sep	97.60%	97.37%	97.88%	97.98%	97.84%	

Cash Flow Report. The following spreadsheet shows the actual cash flow compared to the projected (historical) cash flow for the month.

Fiscal Year	Month			Year-to-Date		
	2012-2013	2013-2014	Difference	2012-2013	2013-2014	Difference
Revenue	\$4,308,585	\$4,872,437	\$563,852	\$13,806,461	\$14,180,838	\$374,377
Expenditures	\$2,217,444	\$2,403,544	\$186,100	\$9,037,260	\$9,295,184	\$257,924
Balance	\$2,091,141	\$2,468,893	\$377,752	\$4,769,201	\$4,885,654	\$116,453

Attachments

- Monthly Financial Report – December 31, 2013
- Tax Collection Recap 2013-2014
- Cash Flow Report 2013-2014

Contact Person(s)

David Bright, Assistant Superintendent of Finance and Operations

Action Required

No Action Required.

Superintendent's Recommendation

This is an information report only.

Mark Pool, Superintendent of Schools

EL CAMPO INDEPENDENT SCHOOL DISTRICT
MONTHLY FINANCIAL REPORT
 January 28, 2014

**Comparison of Revenue and Expenditures
 to the Budget for the General Operating Fund
 9-1-13 to 12-31-13**

ESTIMATED REVENUE:

	<i>Original Budget</i>	<i>Amended Budget</i>	<i>Revenue Realized</i>	<i>Revenue Balance</i>
Local:	\$14,776,922	\$14,776,922	\$6,453,330	(\$8,323,592)
State:	\$15,207,443	\$15,207,443	\$6,977,823	(\$8,229,620)
Federal:	\$1,580,846	\$1,580,846	\$748,066	(\$832,780)
Other Resources:	\$0	\$0	\$1,619	\$1,619
Total:	\$31,565,211	\$31,565,211	\$14,180,838	(\$17,384,373)

ESTIMATE EXPENDITURES:

<i>Original Budget</i>	<i>Amended Budget</i>	<i>Expended</i>	<i>Outstanding Encumbrances</i>	<i>Expenditures Year to Date</i>	<i>Balance for Year</i>
\$31,565,211	\$31,781,287	\$9,295,184	\$2,094,409	\$11,389,594	\$20,391,693

COMPARISONS TO DECEMBER 31 OF PRIOR YEAR:

	<i>2012-2013</i>	<i>2013-2014</i>	<i>Increase/ Decrease</i>
Revenues:	\$13,806,462	\$14,180,838	\$374,376
Expenditures:	\$11,197,636	\$11,389,594	\$191,958
Cash Position:	\$12,945,126	\$11,315,160	(\$1,629,966)

PRIOR MONTH CASH POSITION as of 11/30/13: \$11,328,424

GENERAL FUND - FUND BALANCE	GENERAL OPERATING	FUND BALANCE	% of OPERATING
GENERAL FUND - FUND BALANCE as of 8-31-09:	\$28,005,136	\$5,951,953	21.25%
GENERAL FUND - FUND BALANCE as of 8-31-10:	\$28,851,273	\$5,832,903	20.22%
GENERAL FUND - FUND BALANCE as of 8-31-11:	\$28,096,459	\$6,760,897	24.06%
GENERAL FUND - FUND BALANCE as of 8-31-12:	\$25,761,913	\$8,898,859	34.54%
GENERAL FUND - FUND BALANCE as of 8-31-13:	\$27,161,780	\$8,490,723	31.26%

BUDGET AMENDMENTS:

Appropriate funds for Wireless Enhancements from the General Fund Balance \$151,001
 Appropriate funds for Campus Security Cameras from the General Fund Balance \$65,075

NOTE: Cash Position includes Local, State, and Federal Funds. Does not include Capital Projects.

**EL CAMPO INDEPENDENT SCHOOL DISTRICT
TAX COLLECTION RECAP
2013 - 2014**

Reporting Period	Beginning Levy	Adjustments	Adjusted Levy	Current Tax Year Collections	% Collected	% Collected Prior Year	Delinquent Collections	Penalty & Interest	Total Collections	Current Tax Year Uncollected
Monthly Recap										
Oct-13	\$13,878,419	\$72,730	\$13,951,150	35,650	0.26%	0.21%	\$53,574	\$17,467	\$106,691	
Nov-13	\$13,878,419	\$72,403	\$13,950,823	1,315,705	9.43%	12.27%	\$27,413	\$11,156	\$1,354,274	
Dec-13	\$13,878,419	\$40,789	\$13,919,209	4,415,353	31.72%	26.65%	\$16,997	\$10,487	\$4,442,837	
Year To Date				5,766,708	41.43%	39.14%	97,984	39,110	\$5,903,802	\$8,152,501

EL CAMPO INDEPENDENT SCHOOL DISTRICT

Cash Flow

2013-2014

199	GENERAL FUND	Actual Sep-13	Actual Oct-13	Actual Nov-13	Actual Dec-12	Actual Dec-13	Actual Jan-13	Actual Feb-13	Actual Mar-13	Actual Apr-13	Actual May-13	Actual Jun-13	Actual Jul-13	Actual Aug-13	2012-13 Totals
REVENUE:															
5700	Local Revenue:														
5711	Taxes Current Year	19,381	31,010	1,144,443	3,160,795	3,840,618	5,276,434	1,277,883	140,709	71,371	53,372	44,053	66,683	21,200	11,621,929
5712	Taxes Prior Years	9,927	46,798	24,066	25,555	14,982	18,810	23,749	25,424	9,044	8,184	9,425	26,919	11,995	231,507
5719	Pen, Int, & Other	10,827	15,539	10,107	11,915	9,702	13,365	23,222	22,573	11,161	8,583	9,711	19,150	10,275	166,055
5720	Service to Other LEAs	0	0	0	0	0	0	0	0	0	0	0	0	0	0
5730	Tuition and Fees	0	0	0	0	0	0	0	0	0	0	5,375	0	4,652	10,027
5740	Other Local Sources	5,278	3,305	243,599	7,381	3,806	8,824	10,590	10,305	10,391	7,441	7,110	12,052	295,656	411,402
5750	Co/Curr Activities	22,571	22,069	18,556	14,514	4,595	3,379	-1,020	39,106	560	-992	107	17,775	2,888	129,977
	Total Local Rev:	67,984	118,721	1,440,772	3,220,159	3,873,703	5,320,811	1,334,424	238,118	102,527	76,588	75,782	142,579	346,666	12,570,897
5800	State Revenue:														
5811	Available School Fund	0	0	0	295,568	93,427	46,518	46,518	240,487	98,872	108,717	260,270	167,438	71,453	1,535,657
5812	Foundation Entitlement	2,837,245	2,332,810	1,222,426	-30,448	49,747	0	0	0	894,497	579,551	1,170,464	1,472,131	1,623,672	12,075,348
5812	Founda Ent-Prior Yr	0	0	0	0	0	0	0	0	0	0	0	0	30,035	32,100
5819	LEP Student Success Init	0	0	0	0	0	0	0	0	0	0	0	0	0	0
5820	Misc State Program Rev	0	6,834	0	0	0	0	0	0	0	0	0	0	6,309	6,309
5831	TRS On-Behalf	103,138	102,434	102,700	175,227	103,825	87,398	87,516	86,836	86,450	86,839	88,027	86,420	138,061	1,097,223
	Total State Rev:	2,940,383	2,442,078	1,325,126	440,347	246,999	133,916	134,034	327,323	1,079,819	775,107	1,518,761	1,725,989	1,869,530	14,746,637
5900	Federal Revenue:														
5930	Federal	0	283,668	0	0	4,231	4,096	0	0	4,690	0	0	0	4,945	142,433
	Total Federal Rev:	0	283,668	0	0	4,231	4,096	0	0	4,690	0	0	0	4,945	142,433
7900	Other Res/Non-Oper														
	Other Res/Non-Oper	0	0	0	0	0	0	0	0	0	0	0	0	0	199,850
	Total Other Res:	0	0	0	0	0	0	0	0	0	0	0	0	0	199,850
	Total Revenue:	3,008,367	2,844,467	2,765,898	3,660,507	4,124,934	5,458,824	1,468,459	565,440	1,187,036	851,695	1,594,543	1,868,568	2,221,142	27,659,817
EXPENDITURES:															
6000	Expenditures:														
6100	Payroll Costs	1,130,298	1,698,951	1,720,586	1,706,826	1,726,120	1,595,645	1,601,359	1,614,841	1,593,517	1,618,071	2,013,708	1,559,322	2,251,284	19,749,410
6200	Contracted Services	190,273	309,751	318,923	222,780	308,172	307,728	413,028	243,810	96,106	355,574	369,547	352,558	389,589	3,427,355
6300	Supplies & Materials	105,692	87,818	144,296	84,402	126,131	162,568	161,160	97,531	130,262	195,472	127,890	163,244	138,906	1,603,574
6400	Other Operating	36,999	223,652	23,308	46,153	44,324	168,530	43,566	26,680	187,960	83,544	282,476	187,464	283,143	1,579,403
6500	Debt Services	0	0	500	0	0	0	95,550	0	0	0	0	0	18,675	994,593
6600	Capital Outlay	36,700	86,055	335,164	0	26,790	0	13,499	-99	8,690	0	0	66,377	357,734	469,408
8900	Other Uses/Non Operating	0	0	0	0	0	0	0	0	0	0	0	185,482	-2,749	244,212
	Total Expenditures:	1,499,962	2,406,227	2,542,778	2,060,162	2,231,537	2,234,471	2,328,163	1,982,763	2,016,536	2,252,660	2,793,621	2,514,447	3,436,582	28,067,955
	ENDING BALANCE	1,508,405	438,240	223,121	1,600,344	1,893,397	3,224,353	-859,705	-1,417,322	-829,500	-1,400,966	-1,199,078	-645,879	-1,215,440	-408,138
	GF FB as of 8/31/13	8,490,723													
		9,999,128	10,437,368	10,660,489	12,834,294	12,553,886	15,778,238	14,918,534	13,501,212	12,671,712	11,270,746	10,071,668	9,425,789	8,210,348	

240	FOOD SERVICE	Actual Sep-13	Actual Oct-13	Actual Nov-13	Actual Dec-12	Actual Dec-13	Actual Jan-13	Actual Feb-13	Actual Mar-13	Actual Apr-13	Actual May-13	Actual Jun-13	Actual Jul-13	Actual Aug-13	2012-13 Totals
REVENUE:															
5700	Local Revenue:														
	Earnings from Temp Dep			413	0	0	0	831	0	0	1,023	0	0	994	3,579
	Foundation Revenue														0
	Lunch	32,163	35,514	28,146	17,303	21,567	25,625	27,014	17,723	29,526	26,465	2,397	0	20,398	243,170
	Breakfast	7,241	8,574	6,646	4,917	5,980	8,065	8,241	5,169	7,951	6,644	844	0	4,537	71,130
	A La Carte	8,563	9,853	8,162	5,862	6,740	7,576	9,000	5,766	10,215	8,603	1,307	0	2,769	78,948
	Adult Lunches	0	0	0	0	0	0	0	0	0	0	0	0	0	0
	Catering/Vending	0	0	0	3,417	269	871	280	1,146	535	1,140	398	89	1,435	9,574
	Summer Food Service	0	0	0	0	0	0	0	0	0	0	81	92	59	232
	Total Local Ren:	<u>47,967</u>	<u>53,942</u>	<u>43,367</u>	<u>31,499</u>	<u>34,556</u>	<u>42,137</u>	<u>45,366</u>	<u>29,804</u>	<u>48,227</u>	<u>43,874</u>	<u>5,027</u>	<u>182</u>	<u>30,193</u>	<u>406,632</u>
5800	State Revenue														
5829	Misc St Program Rev.	0	1,046	0	0	0	0	0	0	9,504	0	0	0	0	9,504
5831	TRS On-Behalf Benefit	0	0	0	0	0	0	0	0	0	0	0	0	0	0
	Total State Rev:	<u>0</u>	<u>1,046</u>	<u>0</u>	<u>0</u>	<u>0</u>	<u>0</u>	<u>0</u>	<u>0</u>	<u>9,504</u>	<u>0</u>	<u>0</u>	<u>0</u>	<u>0</u>	<u>9,504</u>
5900	Federal Revenue														
5921	School Breakfast	0	36,071	41,264	32,962	33,639	24,113	28,093	31,840	22,110	37,175	41,672	0	7,437	293,729
5922	National School Lunch	0	102,977	116,069	97,017	92,093	68,117	87,884	98,069	68,386	113,436	127,121	0	24,568	886,331
5923	USDA Donated Com	9,513	9,513	9,513	7,195	9,513	7,195	7,195	7,198	7,195	7,195	7,195	7,195	16,815	95,967
5929	Fed Rev TEA-Sum Feed	0	0	0	0	0	0	0	0	0	0	0	0	25,052	25,052
	Total Federal Rev:	<u>9,513</u>	<u>148,562</u>	<u>166,846</u>	<u>137,174</u>	<u>135,246</u>	<u>99,425</u>	<u>123,172</u>	<u>137,107</u>	<u>97,691</u>	<u>157,806</u>	<u>175,989</u>	<u>7,195</u>	<u>73,872</u>	<u>1,301,079</u>
7900	Other Res/Non-Oper:														
7940	Other Res/Non-Oper	0	0	0	0	0	0	0	0	0	0	0	0	0	0
	Total Other Res:	<u>0</u>	<u>0</u>	<u>0</u>	<u>0</u>	<u>0</u>	<u>0</u>	<u>0</u>	<u>0</u>	<u>0</u>	<u>0</u>	<u>0</u>	<u>0</u>	<u>0</u>	<u>0</u>
	Total Revenue:	<u>57,481</u>	<u>203,550</u>	<u>210,213</u>	<u>168,673</u>	<u>169,802</u>	<u>141,562</u>	<u>168,538</u>	<u>166,912</u>	<u>155,421</u>	<u>201,680</u>	<u>181,015</u>	<u>7,377</u>	<u>104,065</u>	<u>1,717,215</u>
EXPENDITURES:															
6000	Expenditures:														
6100	Payroll & Benefits	39,132	45,692	47,895	45,333	50,202	42,157	42,736	43,751	42,658	45,269	56,333	43,036	55,932	536,793
6200	Contracted Services	0	123,608	135,901	104,452	111,701	98,720	49,351	81,196	113,384	100,199	96,090	51,081	26,148	949,540
6300	Supplies & Materials	9,806	20,610	10,007	7,374	9,945	7,307	7,320	7,359	7,520	7,678	7,455	7,757	8,635	90,512
6400	Other Operating	11	165	105	122	160	27	111	21	86	111	159	130	130	1,085
6600	Capital Outlay	0	9,243	0	0	0	0	0	0	0	0	0	0	0	0
	Total Expenditures:	<u>48,948</u>	<u>199,318</u>	<u>193,908</u>	<u>157,282</u>	<u>172,007</u>	<u>148,211</u>	<u>99,518</u>	<u>132,327</u>	<u>163,648</u>	<u>153,257</u>	<u>160,037</u>	<u>102,004</u>	<u>90,846</u>	<u>1,577,931</u>
	ENDING BALANCE	8,533	12,765	29,071	62,562	26,865	20,216	89,236	123,820	115,593	164,016	184,995	90,368	103,587	139,284

511	DEBT SERVICE	Actual Sep-13	Actual Oct-13	Actual Nov-13	Actual Dec-12	Actual Dec-13	Actual Jan-13	Actual Feb-13	Actual Mar-13	Actual Apr-13	Actual May-13	Actual Jun-13	Actual Jul-13	Actual Aug-13	2012-13 Totals
REVENUE:															
5700	Local Revenue:														
5711	Taxes Current Year	2,909	4,640	171,262	474,260	574,735	791,935	188,583	21,119	10,712	8,010	6,612	10,008	3,182	1,738,138
5712	Taxes Prior Years	1,258	6,775	3,347	3,724	2,015	2,647	3,378	3,661	1,337	1,115	1,153	3,903	1,645	32,730
5719	Pen, Int, & Other	1,158	1,928	1,048	1,051	785	947	2,986	3,093	1,533	1,207	1,265	2,658	1,350	20,229
5742	Earnings Fm Temp Dep	92	90	107	370	166	713	831	778	770	803	783	817	456	6,826
	Total Local Rev:	5,417	13,434	175,764	479,405	577,702	796,242	195,777	28,651	14,351	11,136	9,813	17,386	6,633	1,797,924
5800	State Revenue:														
5829	St Rev Dist By TEA	0	0	22,190	0	0	0	0	0	0	0	0	0	0	53,770
	Total State Rev:	0	0	22,190	0	0	0	0	0	0	0	0	0	0	53,770
7900	Other Res/Non-Oper:														
7940	Other Res/Non-Oper Rev	0	0	1,619	0	0	0	0	0	0	0	0	0	0	0
	Total Other Res:	0	0	1,619	0	0	0	0	0	0	0	0	0	0	0
	Total Revenue:	5,417	13,434	199,573	479,405	577,702	796,242	195,777	28,651	14,351	11,136	9,813	17,386	6,633	1,851,694
EXPENDITURES:															
6000	Expenditures:														
6500	Debt Service														
6511	Bond Principal	0	0	0	0	0	0	335,000	0	0	0	0	0	520,000	855,000
6521	Interest on Bonds	0	0	0	0	0	0	476,084	0	0	0	0	0	469,384	945,469
6599	Other Debt Fees	0	0	500	0	0	0	0	400	0	0	0	0	0	900
	Total Expenditures:	0	0	500	0	0	0	811,084	400	0	0	0	0	989,384	1,801,369
	ENDING BALANCE	5,417	18,851	217,924	771,204	795,626	1,591,868	976,561	1,004,812	1,019,163	1,030,299	1,040,112	1,057,498	74,747	50,325
Total Approved Budget															
199, 240, 511															
	TOTAL REVENUE	3,071,266	3,061,451	3,175,684	4,308,585	4,872,437	6,396,628	1,832,773	761,003	1,356,809	1,064,510	1,785,372	1,893,331	2,331,840	31,228,726
	TOTAL EXP	1,548,910	2,605,545	2,737,185	2,217,444	2,403,544	2,382,682	3,238,766	2,115,490	2,180,184	2,405,917	2,953,658	2,616,451	4,516,812	31,447,254
	ENDING BALANCE	1,522,355	1,978,262	2,416,761	4,769,201	4,885,654	8,899,600	7,493,607	6,139,120	5,315,745	3,974,338	2,806,052	2,082,931	-102,041	

Agenda Item Summary Sheet (4 B.8)
Meeting Date: January 28, 2014
Submitted by: Mark Pool, Superintendent

Information Only

**Consent Agenda:
Business and Support
Services**

Review of Checks Written – December 2013

Summary

Although there is no statutory or policy requirement for the Board to review the bills paid during the previous month, a monthly review providing the Board an opportunity to ask questions regarding specific expenditures is a good practice for the Board to follow in overseeing the management of the District.

It is very helpful to the administration and helps in conducting an effective board meeting if questions are identified and asked prior to the meeting.

These bills have already been paid, and were previously authorized by the Board when you adopted the 2013-2014 General Operating Budget.

ECISD Board Policy

None.

Effective Date

December 31, 2013

Previous Board Action

Approval of 2013-2014 General Operating Budget on September 27, 2013 authorizing the expenditure of funds.

Future Action Expected

The Board will review the checks written for the previous month prior to each regular monthly board meeting.

**Background Information and
Significant Issues**

None.

Fiscal Impact

Historical comparison of monthly check totals:

	2009-2010	2010-2011	2011-2012	2012-2013	2012-2013
September	\$655,949.80	\$629,351.65	\$591,106.98	\$629,530.76	\$695,282.94
October	\$970,451.63	\$640,667.05	\$655,040.01	\$710,446.37	\$894,925.72
November	\$750,661.87	\$865,783.43	\$718,579.69	\$716,741.33	\$880,283.81
December	\$853,561.12	\$720,971.25	\$355,804.15	\$620,159.58	\$741,092.88
Total	\$3,230,624.42	\$2,856,773.38	\$2,320,530.83	\$2,676,878.04	\$3,211,585.35
January	\$880,591.27	\$747,638.61	\$701,991.20	\$771,487.77	
February	\$874,019.06	\$594,414.61	\$526,943.91	\$878,983.83	
March	\$694,107.70	\$704,337.28	\$656,212.94	\$635,776.11	
April	\$846,903.79	\$656,212.94	\$554,991.73	\$561,416.91	
May	\$758,644.83	\$620,111.02	\$891,849.50	\$894,796.41	
June	\$718,912.56	\$736,989.79	\$751,699.54	\$1,003,320.40	
July	\$718,935.08	\$658,378.35	\$762,236.64	\$966,194.37	
August	\$1,463,086.35	\$1,172,766.92	\$798,167.33	\$796,743.84	

Student and Public Benefit Close monitoring of monthly bills paid and monthly cash flow helps to ensure the efficient use of public funds.

Procedural and Reporting Implications None.

Public Comments None.

Alternatives None.

Other Comments and Related Issues None.

Attachments List of checks written during the month of December are available in electronic format and were emailed to each member of the Board.

Contact Person(s) David Bright, Assistant Superintendent of Finance and Operations

Action Required No action required. This is an information report only.

Superintendent's Recommendation Information only.
Mark Pool, Superintendent of Schools

Agenda Item Summary Sheet (4 C.1)
Meeting Date: January 28, 2014
Submitted by: Mark Pool, Superintendent

Information Only

Personnel Annual Superintendent Compensation Study

Summary

Historically action on the superintendent's contract and compensation considerations has taken place at the regular meeting in January. As a part of that process an annual compensation study is completed that compares the superintendent's compensation to that of superintendents in similar size districts regionally and throughout the state.

Each year the Texas Association of School Boards, in partnership with the Texas Association of School Administrators, conducts an annual survey of salaries, wages and benefits for Texas public school employees. The results of the superintendent survey are published in a report entitled *Superintendent Compensation in Texas Public Schools, Superintendent Salary Report 2013-2014*. The executive summary of this year's report is included as an attachment.

To see the complete report go to the Texas Association of School Boards website at <http://www.tasb.org/>. Log in to *My TASB*, and the follow the following links:

- HR Services
- Salary Survey
- Reports and Analyses
- Superintendent Report 2013-2014

(I also have a printed copy of the report in my office if you need to review it.)

The following table, which includes data from the past five years, represents a comparison analysis of the survey information with ECISD.

Data Element	Year	Districts Reporting	TASB Survey	ECISD	
1. Average Salary (Enrollment: 3,000 – 4,999)	2013-2014	64	\$148,541	\$142,155	
	2012-2013	67	\$145,080	\$137,255	
	Note: Supplements converted to salary	2011-2012	70	\$141,529	\$137,255
	2010-2011	89	\$140,401	\$131,255	
	2009-2010	68	\$135,551	\$127,000	
2. Average Salary Increase (Enrollment: 3,000 – 9,999)	2013-2014	105	2.9%	3.5%	
	2012-2013	102	2.8%	0.0%	
	2011-2012	108	1.0%	0.0%	
	2010-2011	109	3.5%	3.3%	
	2009-2010	117	3.5%	5.0%	
3. Average Years as Superintendent in Current District (Enrollment: 3,000 – 9,999)	2013-2014	118	4	10	
	2012-2013	119	4	9	
	2011-2012	126	4	8	
	2010-2011	126	5	7	
	2009-2010	127	5	6	
4. Average Total Years as a Superintendent (Enrollment: 3,000 – 9,999)	2013-2014	118	8	20	
	2012-2013	119	8	19	
	2011-2012	126	9	18	
	2010-2011	126	9	17	
	2009-2010	127	9	16	
5. Average Total Years in Education (Enrollment: 3,000 – 9,999)	2013-2014	118	28	35	
	2012-2013	119	28	34	
	2011-2012	126	28	33	
	2010-2011	126	28	32	
	2009-2010	127	28	31	

6. Average Annual Car Allowance	2013-2014	245	\$6,517	\$0.00
	2012-2013	237	\$6,359	\$0.00
	2011-2012	265	\$6,305	\$0.00
	2010-2011	289	\$6,164	\$4,800
	2009-2010	299	\$6,076	\$4,800
7. Average District Monthly Contribution for Health Insurance (Employee Only)	2013-2014	237	\$325.18	\$275.00
	2012-2013	214	\$313.79	\$275.00
	2011-2012	214	\$346.15	\$275.00
	2010-2011	259	\$336.90	\$275.00
	2009-2010	296	\$315.87	\$250.00
8. Cell Phone / Internet Allowance (Annual)	2013-2014	337	\$1,349	\$0.00
	2012-2013	339	\$1,220	\$0.00
	2011-2012	338	\$1,206	\$0.00
	2010-2011	391	\$1,222	\$1,200
	2009-2010	431	\$1,182	\$600

The second attached document is a customized report using the TASB HR Services data base from the 2013-2014 Superintendents' Report. Districts with enrollments of 3,000 to 4,000 students were selected. There were a total of 42 districts in this enrollment group who reported salary and benefit information

This report compares ECISD to the median value for the group. Statistically, the median is the middle value of a given range of data. Half of the reported values fall below the median and half of the reported values are greater than the median. The median is another measure of central tendency of a data set. It is used when there are wide variations in reported values and the average is not representative of the central tendency of the data.

The following is a brief summary of this data:

Report Summary	Year	Group	ECISD
Number of districts:	2013-14	42	
	2012-13	39	
	2011-12	46	
	2010-11	45	
	2009-10	47	
Median Enrollment:	2013-14	3,500	3,598
	2012-13	3,495	3,518
	2011-12	3,500	3,506
	2010-11	3,500	3,520
	2009-10	3,500	3,472
Median Local Years as Supt:	2013-14	3	10
	2012-13	4	9
	2011-12	4	8
	2010-11	4	7
	2009-10	4	6
Median Salary:	2013-14	\$141,985	\$142,155
	2012-13	\$140,000	\$137,255
Note: Supplements converted to salary	2011-12	\$135,960	\$137,255
	2010-11	\$136,810	\$131,255
	2009-10	\$126,075	\$127,000
District Salary Compared to Group:	2013-14		100.12%
	2012-13		98.04%
	2011-12		100.95%
	2010-11		95.94%
	2009-10		100.73%
Median Total Compensation:	2013-14	\$157,550	\$145,955*
	2012-13	\$150,350	\$141,055*
	2011-12	\$148,832	\$141,055*
District Total Compared to Group:	2013-14		92.64%
	2012-13		93.82%
	2011-12		94.77%

Criteria	Year	High	Low	ECISD	Rank
Salary:	2013-14	\$208,250	\$113,000	\$142,155	22/42
	2012-13	\$198,000	\$112,200	\$137,255	24/39
	2011-12	\$205,000	\$110,000	\$137,255	21/46
	2010-11	\$198,000	\$110,236	\$131,255	28/45
	2009-10	\$187,000	\$101,236	\$127,000	23/47
Total Compensation:	2013-14	\$237,010	\$116,480	\$145,955*	31/42
	2012-13	\$230,992	\$116,480	\$141,055*	29/39
	2011-12	\$234,616	\$116,950	\$141,055*	34/46
Total Years as Supt:	2013-14	28	0	20	3/42
	2012-13	27	0	19	4/39
	2011-12	37	0	18	7/46
	2010-11	36	0	17	9/45
	2009-10	24	1	16	8/47
Local Years as Supt:	2013-14	28	0	10	8/42
	2012-13	27	0	9	10/39
	2011-12	26	0	8	11/46
	2010-11	25	0	7	15/45
	2009-10	24	1	6	17/47

* Total compensation includes \$500 for club dues that are required for the golf team to practice at El Campo Country Club.

The average total compensation of those superintendent's with fewer than 20 total years of experience as a superintendent is \$161,761 compared to \$145,955 for ECISD.

The average total compensation of those superintendent's with fewer than 10 local years of experience as a superintendent is \$155,058 compared to \$145,955 for ECISD.

The third document narrows the data set by using an enrollment group of 3,000 to 4,000 students in the following Educational Service Center Regions:

- Region 2 – Corpus Christi
- Region 3 – Victoria
- Region 4 – Houston

- Region 5 – Beaumont
- Region 6 – Huntsville
- Region 13 – Austin
- Region 20 – San Antonio

The following is a brief summary of this data:

Report Summary	Year	Group	ECISD
Number of districts:	2013-14	18	
	2012-13	18	
	2011-12	22	
	2010-11	20	
	2009-10	21	
Median Enrollment:	2013-14	3,400	3,598
	2012-13	3,410	3,518
	2011-12	3,500	3,506
	2010-11	3,517	3,520
	2009-10	3,650	3,472
Median Local Years as Supt:	2013-14	3	10
	2012-13	2	9
	2011-12	3	8
	2010-11	4	7
	2009-10	3	6
Median Salary:	2013-14	\$142,500	\$142,155
	2012-13	\$140,000	\$137,255
Note: Supplements converted to salary	2011-12	\$135,000	\$137,255
	2010-11	\$135,963	\$131,255
	2009-10	\$130,000	\$127,000
District Salary Compared to Group:			99.76%
	2012-13		98.04%
	2011-12		101.67%
	2010-11		96.54%
	2009-10		97.69%

Median Total Compensation:	2013-14	\$161,705	\$145,955*		
	2012-13	\$153,204	\$141,055*		
	2011-12	\$148,292	\$141,055*		
District Total Compared to Group:	2013-14		90.26%		
	2012-13		92.07%		
	2011-12		95.12%		
Criteria	Year	High	Low	ECISD	Rank
Salary:	2013-14	\$192,284	\$119,500	\$142,155	11/18
	2012-13	\$164,053	\$112,200	\$137,255	10/18
	2011-12	\$160,487	\$110,000	\$137,255	9/22
	2010-11	\$164,053	\$115,000	\$131,255	13/19
	2009-10	\$165,800	\$115,319	\$127,000	14/22
Total Compensation:	2013-14	\$198,284	\$137,580	\$145,955*	15/18
	2012-13	\$174,729	\$119,850	\$141,055*	15/18
	2011-12	\$179,381	\$116,950	\$141,055*	17/22
Total Years as Supt:		25	0	20	2/18
	2012-13	24	0	19	3/18
	2011-12	37	0	18	5/22
	2010-11	36	2	17	5/19
	2009-10	35	1	16	3/22
Local Years as Supt:	2013-14	17	0	10	3/18
	2012-12	16	0	9	4/18
	2011-12	16	0	8	5/22
	2010-11	15	0	7	5/19
	2009-10	12	1	6	5/22

* Total compensation includes \$500 for club dues that are required for the golf team to practice at El Campo Country Club.

The average total compensation of those superintendent's with fewer than 21 total years of experience as a superintendent is \$152,772 compared to \$145,955 for ECISD.

The average total compensation of those superintendent's with fewer than 11 local years of experience as a superintendent is \$151,069 compared to \$145,955 for ECISD.

ECISD Board Policy	None.																						
Effective Date	July 1, 2013																						
Previous Board Action	The Board annually receives information to be used in considering superintendent compensation.																						
Future Action Expected	Last year by consensus of the Board it was determined that the Superintendent's compensation would be considered at the same time as other employees.																						
Background Information and Significant Issues	<p>Historical annual superintendent salaries:</p> <table border="0"> <tr> <td>2003-2004</td> <td>\$103,000</td> </tr> <tr> <td>2004-2005</td> <td>\$103,000</td> </tr> <tr> <td>2005-2006</td> <td>\$103,000</td> </tr> <tr> <td>2006-2007</td> <td>\$109,000</td> </tr> <tr> <td>2007-2008</td> <td>\$117,000</td> </tr> <tr> <td>2008-2009</td> <td>\$121,000</td> </tr> <tr> <td>2009-2010</td> <td>\$127,000</td> </tr> <tr> <td>2010-2011</td> <td>\$131,255</td> </tr> <tr> <td>2011-2012 (total compensation).....</td> <td>\$137,255</td> </tr> <tr> <td>2012-2013 (total compensation).....</td> <td>\$137,255</td> </tr> <tr> <td>2013-2014 (total compensation).....</td> <td>\$142,155</td> </tr> </table>	2003-2004	\$103,000	2004-2005	\$103,000	2005-2006	\$103,000	2006-2007	\$109,000	2007-2008	\$117,000	2008-2009	\$121,000	2009-2010	\$127,000	2010-2011	\$131,255	2011-2012 (total compensation).....	\$137,255	2012-2013 (total compensation).....	\$137,255	2013-2014 (total compensation).....	\$142,155
2003-2004	\$103,000																						
2004-2005	\$103,000																						
2005-2006	\$103,000																						
2006-2007	\$109,000																						
2007-2008	\$117,000																						
2008-2009	\$121,000																						
2009-2010	\$127,000																						
2010-2011	\$131,255																						
2011-2012 (total compensation).....	\$137,255																						
2012-2013 (total compensation).....	\$137,255																						
2013-2014 (total compensation).....	\$142,155																						
Fiscal Impact	None.																						
Student and Public Benefit	Maintaining competitive salaries for all personnel ensures that the district is able to recruit and maintain the best personnel possible for the benefit of the students and tax payers of the district.																						
Procedural and Reporting Implications	None.																						
Public Comments	None.																						
Alternatives	None.																						
Other Comments and Related Issues	None																						
Attachments	<ul style="list-style-type: none"> • <i>2013-14 TASB/TASA Superintendent Report, Superintendent Compensation in Texas Public Schools – 2013-14 Superintendent Survey Highlights</i> • <i>TASB HR Services 2013-14 Superintendent Total Compensation Comparison Report – Superintendent</i> 																						

Statewide Market Study for Enrollments of 3,000 to 4,000 students

- *TASB HR Services 2013-14 Superintendent Total Compensation Comparison Report* – Superintendent Regional Market Study (ESC Regions 2, 3, 4, 5, 6, 13, and 20) for Enrollments of 3,000 to 4,000 Students

Contact Person(s)

Mark Pool, Superintendent of Schools

Action Required

No action required. Information item only.

Superintendent's Recommendation

This is an information item only.

Mark Pool, Superintendent of Schools

Superintendent Compensation in Texas Public Schools

2013–14 Superintendent Survey Highlights

Survey Information

- 1,025 Texas public school districts received the Superintendent Survey questionnaire.
- 757 districts responded, representing 74 percent of districts in Texas. 744 districts responded in 2012–13.
- 34 districts reported having an interim superintendent and are not included in the analysis.
- Survey participants may not have answered all questions.
- Survey data is effective July 2013.

Superintendent Salaries

The average superintendent salary for 2013–14 is \$131,250, a 3.1 percent increase from 2012–13. Average superintendent salaries range from \$88,355 in districts with less than 500 students to \$287,741 in districts with more than 50,000 students. Half of reported salaries are less than \$114,000.

	Number of Respondents	Percent of Enrollment Group	2013–14 Average Salary	Distribution of Salaries		
				25 th Percentile	Median	75 th Percentile
All Respondents	721	70.3%	\$131,250	\$95,000	\$114,000	\$149,700
1 to 499	183	56.5%	88,355	\$80,875	\$87,550	\$95,000
500 to 999	140	72.2%	102,171	94,346	100,213	108,284
1,000 to 1,599	97	72.9%	117,222	105,000	115,000	128,355
1,600 to 2,999	88	74.6%	128,711	118,161	128,175	138,533
3,000 to 4,999	64	80.0%	148,541	135,675	147,800	157,788
5,000 to 9,999	54	77.1%	181,222	165,000	175,382	190,657
10,000 to 24,999	51	87.9%	204,667	184,764	198,000	231,425
25,000 to 49,999	27	90.0%	253,312	235,001	247,200	267,500
50,000 and over	17	94.4%	287,741	270,375	283,412	300,000

Pay Increases

The average superintendent pay increase was 2.9 percent, up from last year's average of 2.5 percent. Seventy-one percent of returning Texas superintendents received a base salary increase for 2013-14. Eighty-seven percent of respondents (632) had a returning superintendent for 2013–14. Benefits that were converted to salary in 2013-14 were excluded from the pay raise calculations.

Performance and Retention Bonuses

Few school boards pay bonuses to their superintendent. About 6 percent of respondents (36) gave a bonus to the superintendent in 2013-14, nearly identical to last year. Most bonuses are paid to the superintendent to reward job performance or continued service. The average bonus paid was \$12,551, or 7.5 percent of the superintendent's salary, up from an average bonus of 6.4 percent last year. Half of the bonuses paid were less than \$5,500.

Superintendent Experience

Superintendents have served in their current district for an average of four years and have an average of seven years of total experience as a superintendent in any district. Most superintendents (62 percent) have served in only one school district. Of the 91 districts (12 percent) with a new superintendent for 2013–14, 58 percent hired a superintendent with no previous experience in the position.

Tax-Deferred Investment Contributions

Only nine percent of districts (60) contribute to a tax-deferred investment account for the superintendent, slightly up from 8 percent reporting in 2012–13. More large districts (10,000 plus students) provide additional retirement benefits for the superintendent (28 percent). Investment contributions are in addition to required Teacher Retirement System (TRS) contributions. The average district contribution to these accounts in all responding

Superintendent Compensation in Texas Public Schools

districts is \$10,420. In larger districts, the average contribution is over \$15,000. Fifty-seven percent of districts (34) making contributions require at least one year of service for the district's contribution to be vested.

Transportation Benefits

Nearly 35 percent of responding districts (245) provide a vehicle or car allowance to the superintendent. Most of these (237) provide an annual car allowance to cover all or part of the cost of a personal vehicle for the superintendent. The average annual vehicle allowance is \$6,517, slightly up from 2012–13.

Health Insurance Benefits

About 87 percent of superintendents receive health insurance benefits from the district. Insurance rates and district contributions are separated into employee-only coverage and employee-plus-family coverage, and are analyzed independently. Thirty-eight percent of superintendents (237) reported employee-only rates with an average monthly premium of \$494. Sixty-two percent (387) reported employee-plus-family rates with an average monthly premium of \$1,166. Health insurance costs increased significantly this year. Average premiums in employee-only categories of coverage increased by 6.6 percent and premiums in employee-plus-family categories of coverage increased by 10.8 percent over last year.

The average annual district contribution for superintendent health insurance in 2013–14 is \$5,440, down 2 percent from last year. Districts contribute an average of 68 percent of the employee-only premium and 45 percent of the employee-plus-family premium for superintendents. Twenty-one percent (134) pay the total cost of health insurance for the superintendent, down from 26 percent last year. Twenty-two percent of districts provide a health insurance premium benefit to superintendents beyond that provided to other full-time employees, down from 30 percent last year.

Other Benefits

- Forty-seven percent of districts (337) provide the superintendent with an allowance for cell phone and/or internet service. The average annual allowance is \$1,349.
- Forty-seven percent of respondents (337) pay dues for the superintendent's membership to civic, private or professional organizations and clubs. The average annual expense to the district is \$1,077.
- Eight percent of superintendents (60) receive a housing benefit, of those 75 percent provide a residence only, 12 percent provide a residence plus a housing allowance, and 13 percent provide a housing allowance only. The average housing allowance is \$5,857.
- Forty-six districts (6.4 percent) provide a life insurance policy for the superintendent that differs from life insurance benefits provided to other district employees. These policies have a median face value of \$350,000 and have an annual premium cost to the district of \$1,651. Most are term policies.
- Eleven districts (less than 2 percent) provide the superintendent with a long-term disability policy that is different from that provided to other employees. The average annual cost to the district is \$2,665.
- Forty-one districts (6 percent) provide the superintendent with an annual allowance for business expenses. The average annual allowance is \$5,829.
- Thirty districts (5 percent) reported paying a portion of the superintendent's required Teacher Retirement System (TRS) contribution. The average contribution paid by these districts is \$12,388.
- Two districts purchased additional TRS service credits for the superintendent at an average cost to the district of \$16,129.

Description of Survey

This survey is a compilation of superintendent salary and benefit information submitted to TASB HR Services during the fall semester of the 2013–14 school year. The survey questionnaire was e-mailed to 1,025 school districts. Data in this report was taken from responses to the Superintendent Survey Questionnaire.

Accurate and timely information helps school officials set educator salaries. The data in the survey can be used by local boards to effectively recruit, retain, and reward superintendents through the development of competitive

Superintendent Compensation in Texas Public Schools

compensation packages. All superintendent compensation packages are unique and are tailored to the needs of the superintendent and local school district. There may be other benefits or pay elements provided to superintendents that are not represented here. The data reported in this survey details the most common elements of superintendent compensation packages in Texas.

Survey Methodology

Standard statistical and mathematical calculations were used in compiling and analyzing the data. Statewide trends are presented according to enrollment group except where otherwise identified in the body of the full report.

District responses that included partial years of experience are rounded down if five months or less are reported and rounded up to the next if six months or more are reported.



2013-14 Superintendent Total Compensation Comparison Report
 Report ID = 2013 Superintendent Report - Statewide Comparison

Report Created: 1/23/2014 7:05:42 AM

Enrollment Selection: 3,000 to 4,000

ESC Selection: All

District	Enroll	2013-14 Salary	Bonus	Vehicle	Other Allowance	Health Insurance	Life & Disability Premiums	Additional Retirement Benefits	Other Comp	Total Comp	Salary as Percent of Total Comp
El Campo ISD	3,598	\$142,155			\$500	\$3,300				\$145,955	97.39%
Median	3,500	\$141,985	\$7,500	\$5,700	\$1,238	\$4,020	\$2,082	\$5,000	\$5,000	\$157,550	93.34%
Number of Districts	43	42	2	24	38	35	1	5	8	42	42
Andrews ISD	3,700	\$160,000			\$100	\$6,300				\$166,400	96.15%
Aranas County ISD	3,235	\$171,744		\$4,200	\$3,726	\$4,039				\$183,709	93.48%
Athens ISD	3,385	\$130,000			\$792	\$3,600				\$134,392	96.73%
Bay City ISD	3,620	\$142,500		\$3,000	\$1,100	\$23,880				\$170,480	83.58%
Beeville ISD	3,400	\$119,600	\$10,000	\$3,600	\$840			\$3,540		\$137,580	86.93%
Brownwood ISD	3,500	\$148,000		\$8,400	\$1,500			\$3,660		\$161,560	91.6%
Burkburnett ISD	3,300	\$149,700			\$5,000	\$2,700				\$157,400	95.1%
Burnet CISD	3,100	\$158,786			\$300	\$4,368				\$163,454	97.14%
Calallen ISD	3,875	\$164,053			\$950			\$3,360		\$168,363	97.44%
Castleberry ISD	3,819	\$178,000		\$4,800		\$9,552				\$192,352	92.53%
Chapel Hill ISD-Smith County	3,451	\$147,700			\$200	\$2,820				\$150,720	97.99%
Cleveland ISD	3,356	\$142,500		\$6,000	\$4,760	\$7,392				\$160,652	88.7%
Columbia-Brazoria ISD	3,020	\$125,400		\$4,200	\$540	\$7,938		\$8,841		\$146,919	85.35%
Floresville ISD	4,000										
Henderson ISD	3,400	\$157,455			\$480	\$2,700				\$160,635	98.02%
Huffman ISD	3,300	\$125,000		\$5,400	\$1,275	\$15,876				\$147,551	84.71%
Kaufman ISD	3,750	\$130,000			\$10,600			\$5,000	\$9,600	\$155,200	83.76%
Kennedale ISD	3,200	\$174,000				\$2,895				\$176,895	98.36%
Kilgore ISD	3,918	\$138,200		\$7,200	\$1,800					\$147,200	93.88%
La Feria ISD	3,750	\$120,000		\$6,000	\$1,200	\$3,180				\$130,380	92.03%
La Vernia ISD	3,119	\$148,954		\$1,200	\$1,200	\$6,348				\$157,702	94.45%
Lake Worth ISD	3,200	\$150,000		\$6,000		\$21,180		\$6,000		\$183,180	81.88%
Lampasas ISD	3,382	\$142,532		\$6,000	\$1,050	\$2,880				\$152,462	93.48%
Levelland ISD	3,100	\$135,900			\$1,500	\$4,020		\$3,500		\$144,920	93.77%
Little Cypress-Mauriceville CISD	3,360	\$140,798		\$9,000	\$2,750	\$21,720			\$10,868	\$185,136	76.05%
Lovejoy ISD	3,800	\$208,250			\$2,040	\$21,720		\$5,000		\$237,010	87.86%
Lumberton ISD	3,900	\$131,300		\$4,800	\$900	\$15,876	\$2,082	\$7,800		\$162,758	80.67%
Marble Falls ISD	3,887	\$165,000	\$5,000	\$6,000	\$2,950	\$15,876				\$194,826	84.69%
Mineral Wells ISD	3,500	\$132,870		\$7,200	\$350	\$3,900				\$144,320	92.06%
Palestine ISD	3,300	\$136,500		\$6,000	\$2,500	\$2,700				\$147,700	92.41%



2013-14 Superintendent Total Compensation Comparison Report
 Report ID = 2013 Superintendent Report - Statewide Comparison

Report Created: 1/23/2014 7:05:42 AM

Enrollment Selection: 3,000 to 4,000

ESC Selection: All

Pampa ISD	3,700	\$140,760		\$4,800	\$450	\$3,000			\$149,010	94.46%
Paris ISD	3,561	\$120,530		\$4,500	\$1,429	\$3,600			\$130,059	92.67%
Pleasanton ISD	3,500	\$150,000			\$1,380			\$12,500	\$163,880	91.53%
Princeton ISD	3,600	\$161,605			\$280	\$2,700		\$4,000	\$168,585	95.85%
Robstown ISD	3,000	\$132,000		\$3,600	\$1,900	\$2,700			\$140,200	94.15%
Somerset ISD	4,000	\$147,000		\$6,000	\$2,000	\$2,700			\$157,700	93.21%
Splendora ISD	3,500	\$137,000			\$1,500				\$138,500	98.91%
Springtown ISD	3,400	\$113,000			\$780	\$2,700			\$116,480	97.01%
Stafford Municipal School District	3,500	\$192,284			\$3,300	\$2,700			\$198,284	96.97%
Stephenville ISD	3,726	\$141,469		\$6,000	\$1,600	\$10,092			\$159,161	88.88%
Taylor ISD	3,200	\$135,000			\$500	\$2,940			\$138,440	97.51%
Wylie ISD-Taylor County	3,700	\$120,000		\$4,000	\$400	\$12,720			\$137,120	87.51%
Zapata County ISD	3,697	\$120,000				\$4,752			\$124,752	96.19%

* See the Superintendent Benefits Comparison Report for more detail on bonuses, individual allowances, other insurance premiums and additional retirement benefits.

District	Enrollment	ESC	% Economic Disadvantaged	Local Years as Supt	Total Years as Supt	Retired or Interim
El Campo ISD	3,598	03	65.48%	10	20	
Median	3,500		61.54%	3	6	
Andrews ISD	3,700	18	41.14%	5	9	
Aransas County ISD	3,235	02	57.76%	5	11	
Athens ISD	3,385	07	70.79%	1	1	
Bay City ISD	3,620	03	71.85%	5	10	
Beeville ISD	3,400	02	73.03%	3	6	Retired
Brownwood ISD	3,500	15	64.27%	6	10	
Burkburnett ISD	3,300	09	50.29%	28	28	
Burnet CISD	3,100	13	58.0%	2	2	
Calallen ISD	3,875	02	41.55%	17	25	Retired
Castleberry ISD	3,819	11	86.89%	13	13	



2013-14 Superintendent Total Compensation Comparison Report
 Report ID = 2013 Superintendent Report - Statewide Comparison

Report Created: 1/23/2014 7:05:42 AM

Enrollment Selection: 3,000 to 4,000

ESC Selection: All

Chapel Hill ISD-Smith County	3,451	07	74.17%	3	3	
Cleveland ISD	3,356	04	76.52%	8	14	
Columbia-Brazoria ISD	3,020	04	52.48%	2	2	
Floresville ISD	4,000	20	53.49%			Interim
Henderson ISD	3,400	07	60.65%	3	16	
Huffman ISD	3,300	04	36.66%	1	1	
Kaufman ISD	3,750	10	65.46%	0	0	
Kennedale ISD	3,200	11	41.38%	13	19	
Kilgore ISD	3,918	07	61.54%	0	0	
La Feria ISD	3,750	01	82.09%	0	3	
La Vernia ISD	3,119	20	25.64%	9	16	
Lake Worth ISD	3,200	11	77.53%	0	9	
Lampasas ISD	3,382	12	54.04%	4	9	
Levelland ISD	3,100	17	62.36%	2	2	
Little Cypress-Mauriceville CISD	3,360	05	39.12%	13	13	
Lovejoy ISD	3,800	10	2.33%	8	8	
Lumberton ISD	3,900	05	29.22%	2	2	
Marble Falls ISD	3,887	13	60.47%	2	6	
Mineral Wells ISD	3,500	11	68.32%	1	6	
Palestine ISD	3,300	07		2	6	
Pampa ISD	3,700	16	56.8%	1	1	
Paris ISD	3,561	08	76.71%	0	11	
Pleasanton ISD	3,500	20	62.53%	1	1	Retired
Princeton ISD	3,600	10	57.97%	13	16	
Robstown ISD	3,000	02	89.65%	0	0	
Somerset ISD	4,000	20	78.27%	5	5	
Splendora ISD	3,500	06	63.0%	2	2	
Springtown ISD	3,400	11		2	2	
Stafford Municipal School District	3,500	04	68.23%	3	3	
Stephenville ISD	3,726	11	50.83%	13	17	
Taylor ISD	3,200	13	66.65%	3	12	
Wylie ISD-Taylor County	3,700	14	16.18%	5	5	
Zapata County ISD	3,697	01	78.32%	4	4	

2013-14 Superintendent Total Compensation Comparison Report
 Report ID = 2013 Regional Comparison Report

Report Created: 1/24/2014 6:45:29 AM

Enrollment Selection: 3,000 to 4,000

ESC Selection: Multiple

District	Enroll	2013-14 Salary	Bonus	Vehicle	Other Allowance	Health Insurance	Life & Disability Premiums	Additional Retirement Benefits	Other Comp	Total Comp	Salary as Percent of Total Comp
El Campo ISD	3,598	\$142,155			\$500	\$3,300				\$145,955	97.39%
Median	3,400	\$142,500	\$7,500	\$4,500	\$1,328	\$6,870	\$2,082	\$8,320	\$7,204	\$161,705	92.37%
Number of Districts	19	18	2	12	18	14	1	2	4	18	18
Aransas County ISD	3,235	\$171,744		\$4,200	\$3,726	\$4,039				\$183,709	93.48%
Bay City ISD	3,620	\$142,500		\$3,000	\$1,100	\$23,880				\$170,480	83.58%
Beeville ISD	3,400	\$119,600	\$10,000	\$3,600	\$840				\$3,540	\$137,580	86.93%
Burnet CISD	3,100	\$158,786			\$300	\$4,368				\$163,454	97.14%
Calallen ISD	3,875	\$164,053			\$950				\$3,360	\$168,363	97.44%
Cleveland ISD	3,356	\$142,500		\$6,000	\$4,760	\$7,392				\$160,652	88.7%
Columbia-Brazoria ISD	3,020	\$125,400		\$4,200	\$540	\$7,938		\$8,841		\$146,919	85.35%
Floresville ISD	4,000										
Huffman ISD	3,300	\$125,000		\$5,400	\$1,275	\$15,876				\$147,551	84.71%
La Vernia ISD	3,119	\$148,954		\$1,200	\$1,200	\$6,348				\$157,702	94.45%
Little Cypress-Mauriceville CISD	3,360	\$140,798		\$9,000	\$2,750	\$21,720			\$10,868	\$185,136	76.05%
Lumberton ISD	3,900	\$131,300		\$4,800	\$900	\$15,876	\$2,082	\$7,800		\$162,758	80.67%
Marble Falls ISD	3,887	\$165,000	\$5,000	\$6,000	\$2,950	\$15,876				\$194,826	84.69%
Pleasanton ISD	3,500	\$150,000			\$1,380				\$12,500	\$163,880	91.53%
Robstown ISD	3,000	\$132,000		\$3,600	\$1,900	\$2,700				\$140,200	94.15%
Somerset ISD	4,000	\$147,000		\$6,000	\$2,000	\$2,700				\$157,700	93.21%
Splendora ISD	3,500	\$137,000			\$1,500					\$138,500	98.91%
Stafford Municipal School District	3,500	\$192,284			\$3,300	\$2,700				\$198,284	96.97%
Taylor ISD	3,200	\$135,000			\$500	\$2,940				\$138,440	97.51%

* See the Superintendent Benefits Comparison Report for more detail on bonuses, individual allowances, other insurance premiums and additional retirement benefits.



2013-14 Superintendent Total Compensation Comparison Report
 Report ID = 2013 Regional Comparison Report

Report Created: 1/24/2014 6:45:29 AM

Enrollment Selection: 3,000 to 4,000

ESC Selection: Multiple

District	Enrollment	ESC	% Economic Disadvantaged	Local Years as Supt	Total Years as Supt	Retired or Interim
El Campo ISD	3,598	03	65.48%	10	20	
Median	3,400		60.47%	3	6	
Aransas County ISD	3,235	02	57.76%	5	11	
Bay City ISD	3,620	03	71.85%	5	10	
Beeville ISD	3,400	02	73.03%	3	6	Retired
Burnet CISD	3,100	13	58.0%	2	2	
Calallen ISD	3,875	02	41.55%	17	25	Retired
Cleveland ISD	3,356	04	76.52%	8	14	
Columbia-Brazoria ISD	3,020	04	52.48%	2	2	
Floresville ISD	4,000	20	53.49%			Interim
Huffman ISD	3,300	04	36.66%	1	1	
La Vernia ISD	3,119	20	25.64%	9	16	
Little Cypress-Mauriceville CISD	3,360	05	39.12%	13	13	
Lumberton ISD	3,900	05	29.22%	2	2	
Marble Falls ISD	3,887	13	60.47%	2	6	
Pleasanton ISD	3,500	20	62.53%	1	1	Retired
Robstown ISD	3,000	02	89.65%	0	0	
Somerset ISD	4,000	20	78.27%	5	5	
Splendora ISD	3,500	06	63.0%	2	2	
Stafford Municipal School District	3,500	04	68.23%	3	3	
Taylor ISD	3,200	13	66.65%	3	12	

Business and Operations Discuss “Short List” of Candidates for High School Auditorium Renovation Project Construction Manager at Risk

Summary

At a regular meeting on December 17, 2013, the Board approved Construction Manager at Risk as the delivery method for the possible construction of renovations to the High School Auditorium. It was also determined to use a two-step process. In the first step contractors are evaluated based upon their qualifications only in their response to a Request for Qualifications. Their Statements of Qualifications are then evaluated based upon weighted criteria established by the Board.

The Board also approved the following criteria and weights to be used in evaluating the CMAR proposals, and as required by *Education Code § 44.035(b)* the criteria and weights given to each criteria were published in the Request for Proposals:

- Personnel for this Project20%
Qualifications of proposed project personnel and their experience with educational facilities.
- Construction Manager at Risk Experience 15%
The Contractor’s demonstrated experience and capabilities with the CMAR delivery method.
- Previous Experience with El Campo ISD5%
Considers prior work experience in the ECISD.
- Experience with other Houston Area School Districts5%
Considers prior work experience with other Houston Area school districts.
- Experience on Similar Projects.....10%
The Contractor’s demonstrated experience and capabilities in the construction of educational facilities of comparable size and complexity.
- Overall Reputation for Managing Schedule, Budget, Scope Changes5%
The Contractor’s demonstrated qualifications for managing the project schedule, budget and scope changes through the duration of the project.
- Overall Reputation for Punch List/Close Out & Warranty...5%
The Contractor’s demonstrated ability to provide an accurate punch list, complete the punch list in a timely manner, prepare and submit closeout documents in a timely

manner and service and correct all warranty calls in a timely manner.

- Quality of Construction and Relationship with Local Subcontractors.....10%

The Contractor's demonstrated ability to deliver a high quality construction project and include local area subcontractors in the construction project.

- Financial Stability.....5%

The Contractor's fiscal ability to complete the undertaking including bond capacity.

- Safety Record5%

The Contractor's ability to manage and maintain a safe work environment.

Step One Total85%

The Step-One evaluation accounts for 85% of a contractor's total score. From this evaluation a short-list of contractors is established, interviewed, and asked to respond to a Request for Proposals in Step-Two. In the second part of the two-step process contractors will submit their cost of general conditions and pre-construction services for the project. Their fee is then evaluated as the final 15% of the evaluation.

Step Two Criteria

- Fee.....15%

Total Possible Weight 100%

Requests for Qualifications were issued during the first week in January, and we held a pre-qualifications meeting on January 7th to discuss the project and answer questions any contractors might have about the project. The following contractors and construction management companies were present at that meeting:

- Drymalla Construction, Inc. – Columbus
- Polasek Construction, Inc. – El Campo
- ALLCO, LLC – Beaumont
- Gallagher Construction Services – Seguin
- A&A Constructors, Inc. – Victoria

In addition to these companies, RFQs were also picked up, but not submitted, by Durotech and BLS Construction.

On January 14th, the district received Statements of Qualifications in response to the RFQ from the following contractors and construction management companies:

- Drymalla Construction, Inc. – Columbus
- Polasek Construction, Inc. – El Campo
- Gallagher Construction Services – Seguin

The Statements of Qualifications from these three companies were evaluated by a district committee (Mark Pool, John Robertson, Ralph Novosad, David Bright, Rich DuBroc, and Jeff Balcar) using the criteria established by the Board. Based upon these evaluations Drymalla Construction and Polasek Construction were called back for interviews with their construction team on January 16th.

ECISD Board Policy	CV (LEGAL), FACILITIES CONSTRUCTION CV (LOCAL), FACILITIES CONSTRUCTION. CVE(LEGAL), FACILITIES CONSTRUCTION: CONSTRUCTION MANAGER-AT-RISK
Effective Date	January 28, 2014.
Previous Board Action	On December 17, 2013, the Board approved Construction Manager at Risk as the delivery method for the possible renovations to the High School Auditorium. The Board also approved the criteria and weights by which the CMAR proposals would be evaluated and ranked.
Future Action Expected	<ul style="list-style-type: none"> • Selection of Construction Manager at Risk for the project • Approval of design for renovations • Approval of Guaranteed Maximum Price
Background Information and Significant Issues	Copies of the Statements of Qualifications for Drymalla Construction and Polasek Construction are available in the superintendent's office.
Fiscal Impact	Unknown at this time.
Student and Public Benefit	The procurement process is designed to provide the best value for the District.

Procedural and Reporting Implications	According to <i>Education Code § 44.035(c)</i> the District must document the basis of its selection and must make the evaluation public not later than the seventh day after the date the contract is awarded.
Public Comments	None.
Alternatives	None.
Other Comments and Related Issues	None.
Attachments	None.
Contact Person(s)	Mark Pool, Superintendent of Schools
Action Required	If there are no objections from the Board, I would like to issue a Step-Two Request for Proposals to both Drymalla Construction and Polasek Construction.
Superintendent's Recommendation	This is discussion item only. Mark Pool, Superintendent of Schools