

Agenda of Regular

The Board of Trustees El Campo Independent School District

A Regular of the Board of Trustees of El Campo Independent School District will be held September 21, 2010, beginning at 7:00 PM in the Boardroom, 700 W. Norris, El Campo, TX 77437.

The subjects to be discussed are as listed below.

1. Consent Agenda
 - A. Personnel
 - B. Curriculum and Instruction
2. Call to Order/Opening Prayer/Pledge of Allegiance
3. Public Comment
4. Recognition
 - A. RWS Architects, Durotech, and Camarata Masonry Systems Received Golden Trowel Award 3
5. Governance
 - A. Consider Approval of the Minutes 6
 - B. Consider Approval of Campus Attendance Committee Members 14
6. August 10, 2010 - Special Meeting
7. August 17, 2010 - Regular Monthly Meeting
8. Business and Support Services
 - A. Review Maintenance Department Improvement Plan 22
 - B. Review of Annual Portfolio Report 25
9. Consider Approval of Application for Payment to ABG Contracting Group, Inc.. 30
10. High School Auditorium Reroofing
11. Consider Approval of Application(s) for Payment to Polasek Construction 34
For:
 - A. High School Gymnasium Floor Replacement
12. Northside Elementary School Cafeteria Freezer and Cooler Replacement
13. Review of Invoices from RWS Architects 41
14. Report on Electric Power Utility Contract 46
15. Review of Monthly Financial Reports 60
16. Review of Quarterly Investment Reports 70
17. Review List of Checks Written for the Month of August, 2010 83
18. Consider Approval of Adjunct Faculty Members 85
19. Review Annual Evaluation of Optional Extended Year Program 91
20. Consider Approval of Class Size Waiver Request 98
21. Students
22. Business and Operations
23. Consider Approval of Bid for Canopy at Myatt Elementary School Entrance 107

24. Consider Authorization to Seek Proposals for Auditorium Upgrade: Lighting, Sound and Ceiling Tile Replacement	109
25. Curriculum and Instruction	
A. Discussion with Career and Technology Coordinator	111
B. Report on Summer School Activities	116
26. Discussion with Gifted & Talented, Pre-AP, Advanced Placement Facilitator	119
27. Governance	
A. Review of Campus Goals and Performance Objectives	138
28. Closed Session	
29. Personnel	
A. Review of Annual Beginning of Year Staffing Report	145
30. Superintendent's Report	
A. Governance	
1. Preliminary Agenda for Regular Meeting on October 19, 2010	
2. Report on Membership of District and Campus Site-Based Committees	
B. Students	
1. End of Year Discipline Reports	
2. Monthly SRO Report	
31. Monthly Calendar of Activities and Events	
32. Report on Superintendent's Annual Travel Plans	
33. Business and Support Services	
34. Personnel	
35. Curriculum and Instruction	
A. Annual Report on Student Retention	
36. Annual Report on Student Drug Testing Program	
37. Report on Beginning of School and Enrollments	
38. Monthly DAEP Report	
39. Community and Governmental Relations	
40. Legislative Update	
41. Adjournment	

If, during the course of the meeting, discussion of any item on the agenda should be held in a closed meeting, the Board will conduct a closed meeting in accordance with the Texas Open Meetings Act, Government Code, Chapter 551, Subchapters D and E. Before any closed meeting is convened, the presiding officer will publicly identify the section or sections of the Act authorizing the closed meeting. All final votes, actions, or decisions will be taken in open meeting.

the notice for this meeting was posted in compliance with the Texas Open Meeting Act on September 17, 2010.

For the Board of Trustees

Agenda Item Summary Sheet (3 A)
Meeting Date: September 21, 2010
Submitted by: Mark Pool, Superintendent

Information Only

Recognition	A. Golden Trowel Award
Summary	<p>In association with the Texas Masonry Council, the Associated Masonry Contractors of Houston recognize and encourage excellence in all phases of masonry construction by annually awarding “The Golden Trowel” award to an Architect, a General Contractor, and a Masonry Contractor for demonstrating excellence in their respective contributions to a masonry project deemed worthy by a distinguished jury.</p> <p>RWS Architects, Durotech Constructors, and Camarata Masonry Systems recently won the “2010 Golden Trowel Honor Award” in the Educational Facility (K-12) category for their work on El Campo Middle School.</p>
ECISD Board Policy	None.
Effective Date	September 21, 2010
Previous Board Action	The Board periodically recognizes student groups for their accomplishments above and beyond district level competition.
Future Action Expected	The Board periodically recognizes student groups for their accomplishments above and beyond district level competition.
Background Information and Significant Issues	None.
Fiscal Impact	None.
Student and Public Benefit	The Board has the opportunity to recognize student and faculty for their extra effort.
Procedural and Reporting Implications	None.
Public Comments	None.

Other Comments and Related Issues

None

Attachments

Copy of page from award winners' publication.

Contact Person(s)

Mark Pool, Superintendent of School

Action Required

No action required.

Superintendent's Recommendation

Information item only.

Mark Pool, Superintendent of Schools

EDUCATIONAL FACILITY (K-12)

EXCELLENCE

Splendora Elementary School

Architect: PBK Architects, Inc.
Mason Contractor: Camarata Masonry Systems, Ltd.
General Contractor: Durotech
Material Suppliers: Betco Scaffold
Headwaters Construction Materials
Upchurch Kimbrough / ACME Brick



HONOR

El Campo Middle School

Architect: RWS Architects, Inc.
Mason Contractor: Camarata Masonry Systems, Ltd.
General Contractor: Durotech
Material Suppliers: Architectural Masonry Products
Headwaters Construction Materials
Hohmann & Barnard
Siteworks



Agenda Item Summary Sheet (4.A.1)
Meeting Date: September 21, 2010
Submitted by: Mark Pool, Superintendent

Action Required

Consent Agenda: Governance	Minutes of Previous Meetings <ol style="list-style-type: none">1. August 10, 2010 – Special Meeting for a Budget Workshop2. August 17, 2010 – Regular Meeting
Summary	According to policy BE (LOCAL), BOARD MEETINGS, MINUTES, board action shall be carefully recorded by the secretary or clerk; when approved, these minutes shall serve as the legal record of official Board actions. The written minutes of all meetings shall be approved by vote of the Board and signed by the President and the Secretary of the Board.
ECISD Board Policy	BE (LOCAL), BOARD MEETINGS
Effective Date	September 21, 2010.
Previous Board Action	The Board approves minutes at each regular monthly meeting.
Future Action Expected	The Board approves minutes at each regular monthly meeting.
Background Information and Significant Issues	None.
Fiscal Impact	None.
Student and Public Benefit	An accurate record of all discussions and actions by the Board of Trustees is maintained.
Procedural and Reporting Implications	After approval minutes are filed with the official records of the District.
Public Comments	None.
Alternatives	None.

Other Comments and Related Issues

None

Attachments

Minutes of regular and special meetings held on the following dates:

1. Special Meeting – August 10, 2010
2. Regular Meeting – August 17, 2010

Contact Person(s)

Dianne Cerny, Executive Secretary

Action Required

Motion, second and majority vote to approve the minutes.

Superintendent's Recommendation

I recommend you approve the minutes of previous meetings as part of the consent agenda.

Mark Pool, Superintendent of Schools

**MINUTES OF THE BOARD OF TRUSTEES
EL CAMPO INDEPENDENT SCHOOL DISTRICT
August 10, 2010**

The Board of Trustees of the El Campo Independent School District met in a special session August 10, 2010, at 6:00 p.m. in the ECISD Boardroom, 700 W. Norris, El Campo, Texas.

Tommy Turner called the meeting to order at 6:04 p.m. Tommy Turner gave the opening prayer followed by the Pledge of Allegiance. There was a quorum present.

MEMBERS PRESENT: Tommy Turner, J. J. Croix, Melissa Erwin, Ralph Novosad, David Hodges, James Russell

MEMBERS ABSENT: Cecil Davis

Melissa Erwin left the meeting at 7:18 p.m.

OTHERS PRESENT: Mark Pool, Carolyn Gordon, Dianne Cerny

CONDUCT A BUDGET WORKSHOP:

There being no further discussion, the meeting adjourned at 7:18 p.m.

DRAFT

President

Secretary

**MINUTES OF THE BOARD OF TRUSTEES
EL CAMPO INDEPENDENT SCHOOL DISTRICT
August 17, 2010**

The Board of Trustees of the El Campo Independent School District met in a regular session August 17, 2010 in the Board Room, 700 West Norris, El Campo, Texas.

MEMBERS PRESENT: Tommy Turner, Ralph Novosad, J. J. Croix, Cecil Davis, David Hodges, and James Russell, Melissa Erwin

MEMBERS ABSENT: None

OTHERS PRESENT: Mark Pool, Carolyn Gordon, David Bright, Monica Alamia, William Brown, Stacey Amestoy, Kaylyn Miska, Shawn Peters, Craig George, Mollie Bodungen, Vivian Brown, Robert Abbott, Georgia Abbott, Gizell Martin, Arkeith Brown Sr., Cassey Janak, Jennifer Savino, Lanies Williams, Jessica Drapela, Rocky Chappell, Alicia Stary, Leah Morton, Liz Graves, Dian Srubar

Board President Tommy Turner called the meeting to order at 7:00 p.m. Tommy Turner gave the opening prayer followed by the Pledge of Allegiance. There was a quorum present.

PUBLIC COMMENT: None

- A. Public Hearing on Proposed Budget and Tax Rate: The Board held a Public Hearing on the Proposed Budget and Tax Rate: There was no comment at the Public Hearing on the Proposed Budget and Tax Rate.

RECOGNITION

- A. New ARAMARK Food Service Director – Scott Gelardi: David Bright introduced the new ARAMARK Food Service Director, Mr. Scott Gelardi.
- B. Teachers New to the District: Campus Principals introduced new teachers to the District.

Liz Graves, Myatt Elementary Principal, introduced new teachers at Myatt Elementary:
First Grade – Stacy Amestoy
First Grade – Jessica Lauritsen

Mauri Couey, Hutchins Elementary Principal, introduced new teachers at Hutchins Elementary:

Second Grade – Lanise Williams
Second Grade – Jessica Drapela
Third Grade – Leslie Harris
Special Ed Inclusion – Amy Bridges

Diann Srubar, Northside Elementary Principal, introduced new teachers at Northside Elementary:

Fifth Grade Math/Science – Jennifer Savino

Rodney Montello, El Campo Middle School Principal, introduced new teachers at El Campo Middle School:

Science/Coach – William Brown
Special Ed Inclusion – Kaylyn Miska
Mathematics – Leah Morton

Rodney Montello, El Campo Middle School Principal introduced, new assistant principal:
Assistant Principal – Alicia Stary

Rich Du Broc, El Campo High School Principal, introduced new teachers at El Campo High School:

Head Basketball Coach/HS Math Intervention – Chet Byerly
Special Ed Inclusion – Shelby Currie – Ms. Currie was unable to attend the meeting.
Assistant Athletic Trainer – Cassey Janak
Math Teacher/Coach – Craig George
Ag Teacher – Shawn Peters

Dan Hammock, Special Education Director, introduced:
Special Education Counselor – Kimberly Mickelson
Deaf Education Teacher – Monica Alamia

Carolyn Gordon, Assistant Superintendent for Curriculum and Instruction introduced:
RTI Facilitator – Molli Bodungen
Bilingual Facilitator – Rebecca “Lisa” Hernandez

C. Teachers Returning to the District

Mauri Couey, Hutchins Elementary Principal, introduced returning teacher at Hutchins Elementary:
Third Grade – Amy Walters

Rich DuBroc, El Campo High School Principal, introduce returning teacher at El Campo High School:
Spanish – Sylvia Hall – Ms. Hall was unable to attend the meeting.

D. Recognition of Bus Driver – Vivian Brown: Brett Schoppe, Transportation Director and Kerry Sims, North American Solutions, introduced Vivian Brown as the District Bus Driver

of the Year and the State Bus Driver of the Year and presented Ms. Brown with a certificate, jacket and check in the amount of \$1,000.00.

CONSENT AGENDA: A motion was made by Ralph Novosad and seconded by J. J. Croix to approve the Consent Agenda:

A. Governance

1. Consider Approval of the Minutes
 - A. July 13, 2010 – Special Meeting
 - B. July 20, 2010 – Regular Monthly Meeting
 - C. July 30, 2010 – Special Meeting

B. Business and Support Services

1. Consider Approval of Application for Payment to ABG Contracting Group, Inc.
 - A. High School Auditorium Roof Replacement
2. Consider Approval of Application(s) for Payment to Polasek Construction for:
 - A. High School Gymnasium Floor Replacement
3. Review of Invoices from RWS Architects
4. Review of FIRST Accountability Criteria
5. Consider Approval of District Vendor List
6. Consider Annual Approval of Interlocal Agreements with Purchasing Cooperatives
7. Consider Approval of Annual Agreement with Linebarger, Goggan, Blair & Sampson, LLP
8. Review of Monthly Financial Reports
9. Review List of Checks Written for the Month of July

C. Personnel

D. Curriculum and Instruction

E. Students

Motion carried unanimously.

BUSINESS AND OPERATIONS

CONSIDER APPROVAL OF 2010-2011 GENERAL OPERATING BUDGET: A motion was made by David Hodges and seconded by Melissa Erwin to approve the 2010-2011 General Operating Budget.

Motion carried unanimously.

CONSIDER APPROVAL OF ORDINANCE SETTING TAX RATES FOR 2010-2011: : A motion was made by Melissa Erwin and seconded by David Hodges to approve setting the M&O (Maintenance and Operations) tax rate at \$1.04005.

Motion carried unanimously.

A motion was made by Melissa Erwin and seconded by David Hodges to approve setting the I&S (Interest and Sinking) tax rate at \$0.15485.
Motion carried unanimously.

CONSIDER APPROVAL OF FINAL BUDGET AMENDMENT(S) FOR 2009-2010 GENERAL

OPERATING BUDGET: A motion was made by J. J. Croix and seconded by James Russell to approve the Final Budget Amendments for FY2009-2010.
Motion carried unanimously.

CURRICULUM AND INSTRUCTION

CONSIDER APPROVAL OF DISTRICT GRADNG POLICY: A motion was made by Melissa Erwin and seconded by David Hodges to approve the District Grading Policy.
Motion carried unanimously.

GOVERNANCE

EXECUTIVE SESSION: There was no Executive Session.

PERSONNEL

- A. Annual Report on Employee Exit Interviews – Mr. Pool and the Board reviewed the annual report on employee exit interviews.

SUPERINTENDENT'S REPORT

- A. Governance
 - 1. Preliminary Agenda for Regular Meeting on August 17, 2010: A preliminary agenda was provided to board members.
 - 2. Monthly Calendar of Activities and Events: Board members were given a monthly calendar of activities and events.
- B. Business and Support Services
 - 1. Foundation School Program State Funding at the End of the Fourth Six Weeks: Mr. Pool reported on Foundation School Program State Funding for the end of the fourth six weeks.
- C. Personnel
- D. Curriculum and Instruction
- E. Students
 - 1. End of Year Report on Enrollment and Attendance: Mr. Pool reported on end of year enrollment and attendance.
- F. Community and Governmental Relations

There being no further discussion, the meeting adjourned at 9:58 p.m.

DRAFT

PRESIDENT

SECRETARY

Agenda Item Summary Sheet (4 A.2)
Meeting Date: September 21, 2010
Submitted by: Mark Pool, Superintendent

Action Required

Consent Agenda: Personnel Approval of 2010-2011 Attendance Review Committees

Summary

According to LOCAL policy the Board is to establish an attendance committee or as many committees as necessary for the efficient implementation of *Education Code § 25,092*, which states that a student must not be given credit for a class unless the student is in attendance for at least 90 percent of the days the class is offered.

A student who is in attendance for at least 75 percent but less than 90 percent of the days a class is offered may be given credit if the student completes a plan approved by the school's principal that provides for the student to meet the instructional requirements of the class.

This section of the *Education Code* further states that the board of trustees of each school district shall appoint one or more attendance committees to hear petitions for class credit by students who have not met the 90 percent rule and have not earned class credit by completing a principal's plan.

LOCAL policy states that the Superintendent or designee shall make the specific appointments in accordance with legal requirements. The committee must consist of ten members. A majority of the member must be classroom teacher and it takes at least four members to make a quorum. Committee members are to serve for one school year, and.

The attendance committee may give class credit to a student because of extenuating circumstances as outlined in district policy FEC (LOCAL). The committee may also impose conditions for receiving credit as outline in FEC (LOCAL).

ECISD Board Policy FEC (LOCAL), ATTENDANCE: ATTENDANCE FOR CREDIT

Effective Date September 21, 2010

Previous Board Action The Board should annually approve the members of the Attendance Committees as appointed by the Superintendent.

Future Action Expected The Board should annually approve the members of the Attendance Committees as appointed by the Superintendent.

Background Information and Significant Issues	Campus principals were asked to submit nominations from their respective campuses. The list of nominated committee members is attached.
Fiscal Impact	None.
Student and Public Benefit	Students who lose credit for a class because they failed to attend class at least 90 percent of the time the class is offered and did not complete a principal's plan for regaining credit have the opportunity to petition the Attendance Committee for credit.
Procedural and Reporting Implications	None.
Public Comments	None.
Alternatives	None.
Other Comments and Related Issues	<p>According to LOCAL policy a when a student's attendance drops below the 90 percent but remains at least 75 percent of the days the class is offered, the student may earn credit for the class by completing a plan approve by the principal. The plan must provide for the student to meet the instructional requirements of the class as determined by the principal.</p> <p>If the student fails to successfully complete the plan, or when a student's attendance drops below 75 percent of the days the class is offered, the student, parent, or representative may request award of credit by submitting a written petition with supporting documentation to the appropriate attendance committee.</p> <p>Petitions for credit may be filed at any time the student receives notice, but in any event, no later than 30 days after the last day of classes.</p> <p>Campus principals may review documentation such as parent's notes, doctor's notes, and other documents to verify extenuating circumstances for student absences and may recommend to the attendance review committee that documented absences be excused. Extenuating circumstances are outlined in LOCAL policy.</p> <p>Students who have lost credit because of excessive absences may regain credit by fulfilling the requirements established by the attendance committee as outlined in LOCAL policy.</p> <p>If a student is denied class credit by the attendance committee because of excessive absences, the student and/or parent may appeal the decision to the Superintendent. The appeal shall be in writing and must be received within seven calendar days from the date of notification of the attendance committee's decision.</p> <p>The decision of the Superintendent may be appealed to the Board in accordance with policy FNG (LOCAL).</p>

Attachments	List of recommended Attendance Committee members from each campus.
Contact Person(s)	Carolyn Gordon, Assistant Superintendent of Curriculum and Instruction Campus Principals
Action Required	Motion, second and majority vote to approve the members of the 2010-2011 Attendance Review Committees.
Superintendent's Recommendation	I recommend that you approve the membership of the 2010-2011 Attendance Review Committees as a part of the Consent Agenda. Mark Pool, Superintendent of Schools

Myatt Elementary Attendance Committee

2010-2011

Gretchen Seymour - Teacher

Katie Cox - Teacher

Holly Cranek - Teacher

Hanni Mican - Teacher

Amy Osina - Teacher

Fran Kyle - PPCD

Lura Faye Motley - Counselor

Liz Graves - Principal

Deborah Capak - Asst. Principal

Susan Cerny - PEIMS Clerk

Hutchins Elementary
Attendance Review Committee Members
2010-2011

Mauri Couey, Principal

Laura Pustejovsky, Asst. Principal

Elaine Rawlings, Counselor

Jessica Drapela, Teacher

Joy Janish, Teacher

Amy Bridges, Teacher

Amy Walters, Teacher

Leslie Harris, Teacher

Dot Hermansen, Teacher

Lanise Williams, Teacher

Jean Merck, Teacher

**Northside Elementary
Attendance Review Committee Members
2010-2011**

Diann Srubar, Principal
Kyle Poenitzsch, Assistant Principal
Chris, Saenz, Counselor
Brenda Harp, 4th Grade Teacher
Laura Motal, 4th Grade Teacher
Polly Wilkins, 4th Grade Teacher
Laura Smith, 5th Grade Teacher
Suzanne Brandl, 5th Grade Teacher
Jennifer Haas, 5th Grade Teacher
Lilette Ilse, Special Teacher
Jayne Drozd, Nurse
Vanessa Gonzalez, Attendance Clerk

ATTENDANCE COMMITTEE

Todd Fuechec
Grade level counselor
Jennifer Bullard
Natalie Faas
Kevin Gordon
Susan Horak
Anna Hubenak
Dana Jung
Nick Popp
Mathew Schoener

EL CAMPO HIGH SCHOOL
ATTENDANCE REVIEW COMMITTEE MEMBERS
2010-2011

Steve Wernecke
Lisa Gillis
Robin Crowell
Sara Kahla
Pam Hunt
Carl Woodworth
Shane Wagner
Diane Matula
Stephanie Jensen
Craig Hardin
Lindsey Poenitzsch
Jeanette Hunter
Fritz Cornelius

Agenda Item Summary Sheet (4 B.4)
Meeting Date: September 21, 2010
Submitted by: Mark Pool, Superintendent

Information Only

Consent Agenda	Maintenance Department Improvement Goals
Summary	In July the Board approved the annual evaluation of our Maintenance Program. Based upon the self-evaluation of this program an improvement plan has been developed for your review.
ECISD Board Policy	CNA (LOCAL) MAINTENANCE MANAGEMENT: STUDENT MAINTENANCE
Effective Date	September 21, 2010
Previous Board Action	The Board will annually evaluate the district's Maintenance Program and prepare a department improvement plan from that evaluation.
Future Action Expected	The Board will annually evaluate the district's Maintenance Program and prepare a department improvement plan from that evaluation.
Background Information and Significant Issues	See Program Improvement Plan
Fiscal Impact	Cost of strategies for accomplishment of objectives.
Student and Public Benefit	Program evaluation and improvement planning will provide an environment of continuous improvement of all programs for all students.
Procedural and Reporting Implications	None.
Public Comments	None.
Alternatives	None.

Other Comments and Related Issues

None.

Attachments

Copy of Maintenance Improvement Plan document

Contact Person(s)

David Bright, Assistant Superintendent of Finance & Operations
Jeff Balcar, Director of Maintenance

Action Required

None.

Superintendent's Recommendation

This is an information item only. No action required.
Mark Pool, Superintendent of Schools

EL CAMPO INDEPENDENT SCHOOL DISTRICT

JEFF BALCAR, MAINTENANCE DIRECTOR

700 WEST NORRIS
EL CAMPO, TEXAS 77437
(979) 543-7067 - FAX (979) 543-7557

MARK POOL
SUPERINTENDENT

DAVID BRIGHT
ASSISTANT SUPERINTENDENT
FOR FINANCE

MAINTENANCE IMPROVEMENT PLAN JEFF BALCAR, DIRECTOR

GOALS	RESOURCES NEEDED	OBJECTIVES	COST	TIMELINE	Status
Personnel	Painter	Maintain paint schedule around campuses	<ul style="list-style-type: none"> Pay grade 4 	<ul style="list-style-type: none"> 2010/2011 	<ul style="list-style-type: none"> Pending
Paint Exterior of Auditorium	Contractor	Eliminate water leaking from exterior of building	<ul style="list-style-type: none"> Unknown 	<ul style="list-style-type: none"> 2010/2011 	<ul style="list-style-type: none"> Pending
Purchase Truck	Replace vehicles that are 20 years and older that are in need of replacement	Safety	<ul style="list-style-type: none"> \$20,000.00 	<ul style="list-style-type: none"> 2010/2011 	<ul style="list-style-type: none"> Pending
Purchase Man-Lift	Funding	Paint unreachable areas throughout the district; change parking lot and security lights	<ul style="list-style-type: none"> Unknown 	<ul style="list-style-type: none"> 2010/11 	<ul style="list-style-type: none"> Pending

August 31, 2010

Agenda Item Summary Sheet (04 B.8)
Meeting Date: September 21, 2010
Submitted by: Mark Pool, Superintendent

Information Only

Consent Agenda: Business and Support Services

Annual Portfolio Report

Summary

According to policy CDA (LOCAL), OTHER REVENUES: INVESTMENTS, in addition to the quarterly report required by law and signed by the District's investment officer, a comprehensive report on the investment program and investment activity shall be presented annually to the Board.

ECISD Board Policy

CDA (LOCAL), OTHER REVENUES: INVESTMENTS

Effective Date

August 31, 2010

Previous Board Action

Board reviews the *Annual Portfolio Report* after the close of each fiscal year.

Future Action Expected

Next review, September, 2011

Background Information and Significant Issues

According to policy, this report shall include a performance evaluation that may include, but is not limited to, comparisons to 91-day U.S. Treasury Bills, six-month U.S. Treasury Bills, the Fed Fund rate, the Lehman bond index, and rates from investment pools. The annual report shall include a review of the activities and total yield for the proceeding 12 months, suggest policies and strategies, and improvements that might enhance the investment program, and propose an investment plan for the ensuing year.

Fiscal Impact

None.

Student and Public Benefit

Closely monitoring district investments ensures the efficient use of public funds.

Procedural and Reporting Implications

None.

Public Comments	None.
Alternatives	None.
Other Comments and Related Issues	None.
Attachments	(1) <i>ECISD Annual Portfolio Report for Year Ending August 31, 2010</i>
Contact Person(s)	David Bright, Assistant Superintendent of Finance and Operations
Action Required	No Action Required. This is an information report only.
Superintendent's Recommendation	Information only. Mark Pool, Superintendent of Schools



ECISD ANNUAL FINANCIAL REPORT

For Year Ending
August 31, 2010

Submitted September 21, 2010
ECISD Board Meeting

Prepared by David Bright,
Assistant Superintendent for Finance

**El Campo Independent School District
Annual Report of Investment Activity
Year Ending August 31, 2010**

Introduction

House Bill 2459, which was passed during the 1995 legislative session, amended a section of the Education Code dealing with investments. Code Section 2256.023 as amended requires that the Investment Officer of the District prepare a report of investment activity and position on a quarterly basis. The report that follows covers the period **September 1, 2009, to August 31, 2010.**

Investment Strategy for all Funds

The goal of the investment program is to maximize financial returns within current market conditions in accordance with Board Policy CDA (LEGAL) and CDA (LOCAL). All legal, authorized investments shall have sufficient liquidity to meet anticipated cash flow requirements, projected on a weekly, monthly, and annual basis. Investments should not exceed one (1) year in final, stated maturity. Only investments authorized by Board Policy CDA (LEGAL) and CDA (LOCAL) will be purchased. Investments should be purchased with the intent of holding until maturity.

Investment Activity for the Year Ending August 31, 2010

Interest from checking accounts at Prosperity Bank totaled:	\$143,573.82
Interest earned at TexSTAR for the year totaled:	182.30
Interest earned at TexPool for the year totaled:	181.97
Total interest earned for the year ending August 31, 2010, was:	\$143,938.09

Diversification of Funds

As a part of the investment policy adopted by the Board, a written investment strategy is required which must describe the investment objective for each fund. One of the priorities listed in Board policy concerns diversification of the investment portfolio. As of August 31, 2010, the District's portfolio held \$7,406,769.57 or 99.43% of available funds with Prosperity Bank, \$38,105.63 or .51% with TexPool, and \$4,582.11 or .06% with TexSTAR. The portfolio balance as of August 31, 2010, was \$7,449,457.31.

Collateral

In order to protect the District from risk of loss related to uninsured cash balances, the District's depository bank pledges collateral to the District in the form of government securities. On August 31, 2010, securities pledged by the Prosperity State Bank to El Campo ISD had an estimated market value of \$12,784,035.95. With FDIC insurance the District has adequate collateral.


Investment Position at August 31, 2010

The attached report details the ending cash and investment balances for each of the past three months. Interest earned is posted to the General Ledger on a monthly basis.


Investment Officers' Certification

I hereby certify that the following information to the best of my knowledge is a true and accurate description of the investment portfolio of the El Campo Independent School District for the year ending August 31, 2010. All investments are in compliance with the Public Funds Investment Act (HB2459) and local investment policies.


Respectfully Submitted,



Joyce Supak
Investment Officer
El Campo Independent School District



Mark Pool
Superintendent
El Campo Independent School District



David Bright
Assistant Superintendent for Finance
El Campo Independent School District

EL CAMPO INDEPENDENT SCHOOL DISTRICT
September 1, 2009 to August 31, 2010

Prosperity Bank

Balances - Month End	Sept. 09	Oct. 09	Nov. 09	Dec. 09	Jan. 10	Feb. 10	Mar. 10	Apr. 10	May 10	Jun. 10	Jul. 10	Aug. 10
Money Market Account	\$5,528,723	\$5,935,587	\$4,242,538	\$4,216,776	\$7,226,013	\$10,138,669	\$8,104,800	\$7,114,626	\$5,548,633	\$4,554,965	\$6,062,339	\$6,048,975
General Fund	\$1,591,904	\$1,476,860	\$2,999,466	\$4,208,255	\$3,831,397	\$1,689,558	\$1,338,163	\$1,033,090	\$2,634,755	\$2,895,929	\$1,217,885	\$1,214,077
General Fund - Inv. Acct.	\$5,458	\$5,904	\$2,948	\$2,952	\$2,956	\$2,960	\$2,964	\$2,968	\$3,871	\$5,427	\$5,838	\$5,846
Payroll	\$434,091	\$417,559	\$32,442	\$437,691	\$415,341	\$43,616	\$29,862	\$412,923	\$427,294	\$36,478	\$428,995	\$38,431
Interest & Sinking	\$225,814	\$232,939	\$234,836	\$353,868	\$1,051,794	\$965,940	\$1,001,576	\$1,029,802	\$1,040,610	\$1,056,476	\$1,069,558	\$99,441
Total	\$7,785,990	\$8,068,849	\$7,512,230	\$9,219,541	\$12,527,501	\$12,840,743	\$10,477,365	\$9,593,409	\$9,655,163	\$8,549,276	\$8,784,614	\$7,406,770

Prosperity Bank

Interest Earned	Sept. 09	Oct. 09	Nov. 09	Dec. 09	Jan. 10	Feb. 10	Mar. 10	Apr. 10	May 10	Jun. 10	Jul. 10	Aug. 10
Money Market Account	\$4,949.62	\$6,864.23	\$6,950.91	\$6,971.07	\$9,237.04	\$12,656.58	\$11,894.25	\$9,825.49	\$8,814.50	\$6,332.45	\$7,373.32	\$7,612.48
General Fund	\$2,143.58	\$2,301.30	\$2,293.56	\$2,748.17	\$3,509.45	\$2,341.39	\$1,881.93	\$1,619.03	\$2,029.34	\$2,561.04	\$2,046.00	\$1,557.86
General Fund - Inv. Acct.	\$7.17	\$7.92	\$44.72	\$4.01	\$4.01	\$3.63	\$4.02	\$3.90	\$5.03	\$6.34	\$7.73	\$7.93
Payroll	\$437.61	\$393.95	\$340.91	\$420.03	\$457.63	\$355.32	\$504.08	\$354.16	\$432.99	\$927.41	\$734.33	\$442.52
Interest & Sinking	\$291.37	\$310.63	\$307.63	\$416.24	\$1,135.76	\$1,165.82	\$1,346.32	\$1,341.57	\$1,407.56	\$1,381.06	\$1,446.54	\$601.38
Total	\$7,829.35	\$9,878.03	\$9,937.73	\$10,559.52	\$14,343.89	\$16,522.74	\$15,630.60	\$13,144.15	\$12,689.42	\$11,208.30	\$11,607.92	\$10,222.17

TexPool / TexStar

Balances - Month End	Sept. 09	Oct. 09	Nov. 09	Dec. 09	Jan. 10	Feb. 10	Mar. 10	Apr. 10	May 10	Jun. 10	Jul. 10	Aug. 10
TP Gen. Fund - Inv. Acct.	\$224,976	\$225,016	\$3,031	\$3,031	\$3,032	\$3,032	\$3,033	\$3,033	\$3,033	\$3,034	\$3,035	\$3,035
TP Family Crisis Fund	\$35,358	\$35,014	\$35,021	\$35,027	\$35,032	\$35,036	\$35,040	\$35,045	\$35,051	\$35,057	\$35,064	\$35,070
TS General Fund	\$379,385	\$379,453	\$3,479	\$3,480	\$3,480	\$3,480	\$3,481	\$3,481	\$3,482	\$3,482	\$3,483	\$3,484
TS Debt Service	\$1,097	\$1,097	\$1,097	\$1,097	\$1,097	\$1,097	\$1,098	\$1,098	\$1,098	\$1,098	\$1,098	\$1,098
Total	\$640,815	\$640,580	\$42,627	\$42,635	\$42,641	\$42,646	\$42,651	\$42,657	\$42,664	\$42,671	\$42,679	\$42,688

TexPool / TexStar

Interest Earned	Sept. 09	Oct. 09	Nov. 09	Dec. 09	Jan. 10	Feb. 10	Mar. 10	Apr. 10	May 10	Jun. 10	Jul. 10	Aug. 10
TP Gen Fund - Inv. Acct.	\$52.17	\$40.02	\$15.03	\$0.57	\$0.39	\$0.32	\$0.36	\$0.36	\$0.55	\$0.59	\$0.62	\$0.62
TP Family Crisis Fund	\$8.20	\$6.27	\$6.08	\$6.22	\$4.84	\$4.04	\$4.69	\$4.76	\$5.77	\$5.97	\$6.72	\$6.81
TS General Fund	\$81.98	\$67.50	\$26.05	\$0.56	\$0.47	\$0.39	\$0.46	\$0.49	\$0.54	\$0.53	\$0.59	\$0.64
TS Debt Service	\$0.24	\$0.20	\$0.18	\$0.18	\$0.15	\$0.12	\$0.14	\$0.16	\$0.17	\$0.17	\$0.19	\$0.20
Total	\$142.59	\$113.99	\$47.34	\$7.53	\$5.85	\$4.87	\$5.65	\$5.77	\$7.03	\$7.26	\$8.12	\$8.27

Agenda Item Summary Sheet (4 B.1)
Meeting Date: September 21, 2010
Submitted by: Mark Pool, Superintendent

Action Required

Consent Agenda: Business and Support Services Approval of Application and Certification for Payment from ABG Contracting Group, Inc.

Summary We have received Application for Payment No. 2 in the amount of \$43,740.00. The application has been reviewed and payment recommended by RWS Architects.

ECISD Board Policy CH (LOCAL), PURCHASING AND ACQUISITION, PURCHASING AUTHORITY
 CV (LOCAL), FACILITIES CONSTRUCTION

Effective Date August 16, 2010

Previous Board Action On May 18, 2010, the Board approved ABG Contracting Group, Inc. as the roofing contractor for replacement of the High School Auditorium roof. A contract was negotiated with ABG and executed on June 7, 2010.
 Applications for Payments are in accordance with Article 9.3 of this contract between the owner and the general contractor.

Future Action Expected As a part of the Consent Agenda the Board will periodically consider approval of certifications and applications for payment until this project is completed.

Background Information and Significant Issues None.

Fiscal Impact

Payment Recap for High School Auditorium Reroofing

Date Approved	Application for Payment No.	Total Completed and Stored	Retainage at 10.0%	Total Earned Less Retainage	Current Payment	Total Paid To Date	Balance to Finish
		Original Contract					\$109,400.00
08/17/10	1	\$60,800.00	\$6,080.00	\$54,720.00	\$54,720.00	\$0.00	\$54,680.00
09/21/10	2	\$109,400.00	\$10,940.00	\$98,460.00	\$43,740.00	\$54,720.00	\$10,940.00

Student and Public Benefit	Monthly approval of the Applications for Payment from the contractor insures accounting transparency for the public on this project.
Procedural and Reporting Implications	Following approval by the Board a check for the current payment due will be issued to ABG Contracting Group, Inc.
Public Comments	None.
Alternatives	None.
Other Comments and Related Issues	None.
Attachments	<ul style="list-style-type: none"> • Copy of Certification and Application for Payment No. 2
Contact Person(s)	David Bright, Assistance Superintendent of Finance and Operations
Action Required	Motion, second and majority vote to approve and authorize payment of Application and Certification for Payment No. 2 to ABG Contracting Group, Inc. for the High School Auditorium Reroofing.
Superintendent's Recommendation	<p>I recommend that you approve and authorize payment of Application and Certification for Payment No. 2 to ABG Contracting Group, Inc. for the High School Auditorium Reroofing as a part of the Consent Agenda.</p> <p>Mark Pool, Superintendent of Schools</p>

RWS ARCHITECTS

August 16, 2010

El Campo Independent School District
Attn: Mr. Mark Pool, Superintendent
700 West Norris Street
El Campo, Texas 77437

Re: El Campo High School Auditorium Reroofing
El Campo Independent School District
RWS Project No. 1038
Contractor's Application and
Certificate for Payment No. 2

Gentlemen:

Transmitted herewith are your copies of the current Contractor's Application for Payment on the subject project:

<u>Application No.</u>	<u>Period</u>	<u>Amount to be Paid</u>
2	08/13/10	\$43,740.00 ✓

We recommend payment of the amount shown and suggest you send payment directly to the contractor at the following address: ABG Contracting Group, Inc., 10223 Broadway Blvd., Suite P#351, Pearland, Texas, 77584.

If there are any questions, please call.

Sincerely,

Malcolm C. Gaus

Malcolm C. Gaus, AIA
Vice President

Enclosures

cc: Contractor
File 5.1

MCG/dd

REVIEWED
Mark Pool
09/02/2010

APPLICATION AND CERTIFICATION FOR PAYMENT

AIA DOCUMENT G702

TO OWNER: EL CAMPO ISD
700 WEST NORRIS
EL CAMPO TX 77437

PROJECT: EL CAMPO HS
AUDITORIUM RE-ROOFING

APPLICATION NO: TWO

Distribution to:
 OWNER
 ARCHITECT
 CONTRACTOR

FROM CONTRACTOR:
ABG CONTRACTING GROUP INC
10223 BROADWAY BLVD. SUITE P#351
PEARLAND TX 77584

VIA ARCHITECT: RWS ARCHITECTS INC.
3100 TIMMONS LN. # 410
HOUSTON TX. 77027

PERIOD TO: AUGUST-13-2010

PROJECT NOS: 1038

RECEIVED

AUG 16 2010

CONTRACT FOR:

CONTRACT DATE: JUNE-11-2010

CONTRACTOR'S APPLICATION FOR PAYMENT

Application is made for payment, as shown below, in connection with the Contract. Continuation Sheet, AIA Document G703, is attached.

1. ORIGINAL CONTRACT SUM	\$	\$109,400.00
2. Net change by Change Orders	\$	\$0.00
3. CONTRACT SUM TO DATE (Line 1 ± 2)	\$	\$109,400.00
4. TOTAL COMPLETED & STORED TO DATE (Column G on G703)	\$	\$109,400.00 ✓
5. RETAINAGE:		
a. 10 % of Completed Work (Column D + E on G703)	\$	\$10,940.00 ✓
b. % of Stored Material (Column F on G703)	\$	\$0.00
Total Retainage (Lines 5a + 5b or Total in Column I of G703)	\$	\$10,940.00
6. TOTAL EARNED LESS RETAINAGE (Line 4 Less Line 5 Total)	\$	\$98,460.00 ✓
7. LESS PREVIOUS CERTIFICATES FOR PAYMENT (Line 6 from prior Certificate)	\$	\$54,720.00 ✓
8. CURRENT PAYMENT DUE	\$	\$43,740.00 ✓
9. BALANCE TO FINISH, INCLUDING RETAINAGE (Line 3 less Line 6)	\$	\$10,940.00 ✓

The undersigned Contractor certifies that to the best of the Contractor's knowledge, information and belief the Work covered by this Application for Payment has been completed in accordance with the Contract Documents, that all amounts have been paid to the Contractor for Work for which previous Certificates for Payment were issued and payments received from the Owner, and that current payment shown herein is now due.

CONTRACTOR:

By: Juan Rodriguez Date AUGUST-13-2010

State of: Texas County of: BRAZORIA
Subscribed and sworn to before me on this 13th day of August 2010
Notary Public: Malcolm C. Gaus
My Commission expires: December 13, 2010

ARCHITECT'S CERTIFICATE FOR PAYMENT

In accordance with the Contract Documents, based on on-site observations and the documents comprising the application, the Architect certifies to the Owner that to the best of the Architect's knowledge, information and belief the Work has progressed as indicated, the quality of the Work is in accordance with the Contract Documents, and the Contractor is entitled to payment of the AMOUNT CERTIFIED.

AMOUNT CERTIFIED \$ 43,740.00

(Attach explanation if amount certified differs from the amount applied. Initial all figure: Application and on the Continuation Sheet that are changed to conform with the amount certified.)

By: Malcolm C. Gaus Date: 08/16/2010

This Certificate is not negotiable. The AMOUNT CERTIFIED is payable only to the Contractor named herein. Issuance, payment and acceptance of payment are without prejudice to any rights of the Owner or Contractor under this Contract.

CHANGE ORDER SUMMARY	ADDITIONS	DEDUCTIONS
Total changes approved in previous months by Owner	\$0.00	
Total approved this Month	\$0.00	
TOTALS	\$0.00	
NET CHANGES by Change Order	\$0.00	

REVIEWED
Much Proof
09/02/2010

Agenda Item Summary Sheet (4 B.2)
Meeting Date: September 21, 2010
Submitted by: Mark Pool, Superintendent

Action Required

Consent Agenda: Business and Support Services

Approval of Application and Certification for Payment from Polasek Construction, Inc. for:

- a. High School Gymnasium Floor Replacement
- b. Northside Elementary School Cafeteria Freezer and Cooler Replacement

Summary

High School Gymnasium Floor Replacement. We have received Application for Payment No. 2 in the amount of \$72,504.00. The application has been reviewed and payment recommended by RWS Architects.

Northside Elementary School Cafeteria Freezer and Cooler Replacement. We have received Application for Payment No. 1 in the amount of \$133,304.00. The application has been reviewed and payment recommended by RWS Architects.

ECISD Board Policy

CH (LOCAL), PURCHASING AND ACQUISITION, PURCHASING AUTHORITY

CV (LOCAL), FACILITIES CONSTRUCTION

Effective Date

August 25, 2010

Previous Board Action

The Board authorized the Superintendent to negotiate a contract with Polasek Construction, Inc. as the General Contractor for the High School Gym Floor Replacement on June 4, 2010. Contract negotiations between ECISD and Polasek Construction began and a contract was executed on June 8, 2010. A similar contract was executed on July 1, 2010, for the Freezer Cooler Replacement at Northside Elementary School.

Applications for Payments are in accordance with Article 9.3 of these contracts between the owner and the general contractor.

Future Action Expected

As a part of the Consent Agenda the Board will periodically consider approval of certifications and applications for payment until these projects are completed.

Background Information and Significant Issues

None.

Fiscal Impact

Payment Recap for High School Gym Floor Replacement

Date Approved	Application for Payment No.	Total Completed and Stored	Retainage at 5.0%	Total Earned Less Retainage	Current Payment	Total Paid To Date	Balance to Finish
		Original Contract					\$220,100.00
07/26/10	1	\$31,515.00	\$1,575.75	\$29,939.25	\$29,939.25	\$0.00	\$190,160.75
09/21/10	2	\$107,835.00	\$5,391.75	\$102,443.25	\$72,504.00	\$29,939.25	\$117,656.75

Payment Recap for Northside Cafeteria Freezer Cooler Replacement

Date Approved	Application for Payment No.	Total Completed and Stored	Retainage at 5.0%	Total Earned Less Retainage	Current Payment	Total Paid To Date	Balance to Finish
		Original Contract					\$158,700.00
09/21/10	1	\$140,320.00	\$7,016.00	\$133,304.00	\$133,304.00	\$0.00	\$25,396.00

Student and Public Benefit

Monthly approval of the Applications for Payment from the contractor insures accounting transparency for the public on this project.

Procedural and Reporting Implications

Following approval by the Board a check for the current payment due will be issued to Polasek Construction, Inc.

Public Comments

None.

Alternatives

None.

Other Comments and Related Issues

None.

Attachments

- Copy of Certification and Application for Payment No. 2 for High School Gym Floor Replacement
- Copy of Certification and Application for Payment No. 1 for Northside Elementary School Cooler/Freezer Replacement

Contact Person(s)

David Bright, Assistance Superintendent of Finance and Operations

Action Required

Motion, second and majority vote to approve and authorize payment of

Applications and Certifications for Payment to Polasek Construction, Inc. for the High School Gym Floor Replacement and Northside Elementary School Freezer Cooler Replacement.

**Superintendent's
Recommendation**

I recommend that you approve and authorize payment of Applications and Certifications for Payment to Polasek Construction, Inc. for the High School Gym Floor Replacement and Northside Elementary School Freezer Cooler Replacement as a part of the Consent Agenda.

Mark Pool, Superintendent of Schools

RWS ARCHITECTS

August 25, 2010

El Campo Independent School District
Attn: Mr. Mark Pool, Superintendent
700 West Norris Street
El Campo, Texas 77437

Re: El Campo High School Gym Floor Replacement
El Campo Independent School District
RWS Project No. 1039
Contractor's Application and
Certificate for Payment No. 2

Gentlemen:

Transmitted herewith are your copies of the current Contractor's Application for Payment on the subject project:

<u>Application No.</u>	<u>Period</u>	<u>Amount to be Paid</u>
2	08/25/10	\$72,504.00 ✓

We recommend payment of the amount shown and suggest you send payment directly to the contractor at the following address: Polasek Construction, Inc., P.O. Box 64, El Campo, Texas 77437.

If there are any questions, please call.

Sincerely,



Malcolm C. Gaus, AIA
Vice President

Enclosures

cc: Contractor
File 5.1

MCG/dd

REVIEWED
Mark Pool
09/02/2010

APPLICATION AND CERTIFICATION FOR PAYMENT

AIA DOCUMENT G702

PAGE ONE OF

2 PAGES

TO OWNER: EL CAMPO ISD
 700 WEST NORRIS
 EL CAMPO, TEXAS

PROJECT: High School Gym
 Floor Replacement

FROM CONTRACTOR: POLASEK CONSTRUCTION INC.
 P.O. BX 64
 EL CAMPO, TEXAS 77437

VIA ARCHITECT: RWS ARCHITECTS INC.
 3100 TIMMONS
 HOUSTON, TEXAS 77041

CONTRACT FOR: GENERAL CONSTRUCTION

APPLICATION NO: #2

PERIOD TO: 8/25/10

PROJECT NOS: #1039

CONTRACT DATE: 6/8/2010

Distribution to:
 OWNER
 ARCHITECT
 CONTRACTOR

RECEIVED
 AUG 25 2010
 RWS ARCHITECTS

CONTRACTOR'S APPLICATION FOR PAYMENT

Application is made for payment, as shown below, in connection with the Contract. Continuation Sheet, AIA Document G703, is attached.

- 1. ORIGINAL CONTRACT SUM \$ 220100.00
- 2. Net change by Change Orders \$ 0.00
- 3. CONTRACT SUM TO DATE (Line 1 ± 2) \$ 220100.00
- 4. TOTAL COMPLETED & STORED TO DATE \$ 107835.00 ✓
 (Column G on G703)
- 5. RETAINAGE:
 - a. 5 % of Completed Work \$ 5351.65
 (Column D + E on G703)
 - b. 5 % of Stored Material \$ 40.10
 (Column F on G703)
 - Total Retainage (Lines 5a + 5b or
 Total in Column I of G703) \$ 5391.75 ✓
- 6. TOTAL EARNED LESS RETAINAGE \$ 102443.25 ✓
 (Line 4 Less Line 5 Total)
- 7. LESS PREVIOUS CERTIFICATES FOR
 PAYMENT (Line 6 from prior Certificate) \$ 29939.25 ✓
- 8. CURRENT PAYMENT DUE \$ 72504.00 ✓
- 9. BALANCE TO FINISH, INCLUDING RETAINAGE \$ 117656.75 ✓
 (Line 3 less Line 6)

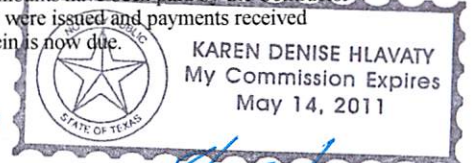
CHANGE ORDER SUMMARY	ADDITIONS	DEDUCTS
Total changes approved in previous months by Owner		
Total approved this Month		
TOTALS	\$0.00	\$0.00
NET CHANGES by Change Order		\$0.00

The undersigned Contractor certifies that to the best of the Contractor's knowledge, information and belief the Work covered by this Application for Payment has been completed in accordance with the Contract Documents, that all amounts have been paid by the Contractor for Work for which previous Certificates for Payment were issued and payments received from the Owner, and that current payment shown herein is now due.

CONTRACTOR: POLASEK CONSTRUCTION INC.

By: [Signature] Date: 8/23/10

State of: Texas County of: Wharton
 Subscribed and sworn to before me this 23rd day of Aug 2010
 Notary Public: Denise Hlavaty
 My Commission expires: 5-14-2011



ARCHITECT'S CERTIFICATE FOR PAYMENT

In accordance with the Contract Documents, based on on-site observations and the data comprising the application, the Architect certifies to the Owner that to the best of the Architect's knowledge, information and belief the Work has progressed as indicated, the quality of the Work is in accordance with the Contract Documents, and the Contractor is entitled to payment of the AMOUNT CERTIFIED.

AMOUNT CERTIFIED \$ 72,504.00

(Attach explanation if amount certified differs from the amount applied. Initial all figures on this Application and on the Continuation Sheet that are changed to conform to the amount certified.)

ARCHITECT:

By: Malcolm C. Haus Date: 8/25/2010

This Certificate is not negotiable. The AMOUNT CERTIFIED is payable only to the Contractor named herein. Issuance, payment and acceptance of payment are without prejudice to any rights of the Owner or Contractor under this Contract.

Reviewed
Mark Poff
09/02/2010

RWS ARCHITECTS

August 25, 2010

El Campo Independent School District
Attn: Mr. Mark Pool, Superintendent
700 West Norris Street
El Campo, Texas 77437

Re: Northside Elementary School
Cooler/Freezer Replacement
El Campo Independent School District
RWS Project No. 1040
Contractor's Application and
Certificate for Payment No. 1

Gentlemen:

Transmitted herewith are your copies of the current Contractor's Application for Payment on the subject project:

<u>Application No.</u>	<u>Period</u>	<u>Amount to be Paid</u>
1	08/25/10	\$133,304.00 ✓

We recommend payment of the amount shown and suggest you send payment directly to the contractor at the following address: Polasek Construction, Inc., P.O. Box 64, El Campo, Texas 77437.

If there are any questions, please call.

Sincerely,



Malcolm C. Gaus, AIA
Vice President

Enclosures

cc: Contractor
File 5.1

MCG/dd

REVIEWED
Mark Pool
09/02/2010

APPLICATION AND CERTIFICATION FOR PAYMENT

AIA DOCUMENT G702

PAGE ONE OF

2 PAGES

TO OWNER: EL CAMPO ISD
 700 WEST NORRIS
 EL CAMPO, TEXAS

PROJECT: Northside Elementary
 Cooler Freezer Replacement

FROM CONTRACTOR: POLASEK CONSTRUCTION INC.
 P.O. BX 64
 EL CAMPO, TEXAS 77437

VIA ARCHITECT: RWS ARCHITECTS INC.
 3100 TIMMONS
 HOUSTON, TEXAS 77041

CONTRACT FOR: GENERAL CONSTRUCTION

APPLICATION NO: #1

PERIOD TO: 8/25/10

PROJECT NOS: #1040

CONTRACT DATE: 7/1/2010

Distribution to:
 OWNER
 ARCHITECT
 CONTRACTOR

RECEIVED
 AUG 25 2010
 RWS ARCHITECTS

CONTRACTOR'S APPLICATION FOR PAYMENT

Application is made for payment, as shown below, in connection with the Contract. Continuation Sheet, AIA Document G703, is attached.

1. ORIGINAL CONTRACT SUM	\$	158700.00
2. Net change by Change Orders	\$	0.00
3. CONTRACT SUM TO DATE (Line 1 + 2)	\$	158700.00
4. TOTAL COMPLETED & STORED TO DATE	\$	140320.00 ✓
(Column G on G703)		
5. RETAINAGE:		
a. 5 % of Completed Work	\$	7016.00
(Column D + E on G703)		
b. 5 % of Stored Material	\$	0.00
(Column F on G703)		
Total Retainage (Lines 5a + 5b or Total in Column I of G703)		
	\$	7016.00 ✓
6. TOTAL EARNED LESS RETAINAGE	\$	133304.00 ✓
(Line 4 Less Line 5 Total)		
7. LESS PREVIOUS CERTIFICATES FOR PAYMENT (Line 6 from prior Certificate)	\$	0.00
8. CURRENT PAYMENT DUE	\$	133304.00 ✓
9. BALANCE TO FINISH, INCLUDING RETAINAGE	\$	25396.00 ✓
(Line 3 less Line 6)		

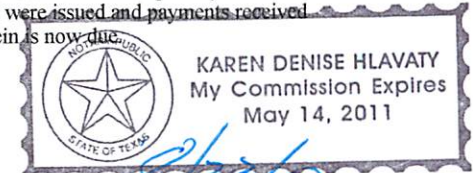
CHANGE ORDER SUMMARY	ADDITIONS	DEDUCTS
Total changes approved in previous months by Owner		
Total approved this Month		
TOTALS	\$0.00	\$0.00
NET CHANGES by Change Order		\$0.00

The undersigned Contractor certifies that to the best of the Contractor's knowledge, information and belief the Work covered by this Application for Payment has been completed in accordance with the Contract Documents, that all amounts have been paid by the Contractor for Work for which previous Certificates for Payment were issued and payments received from the Owner, and that current payment shown herein is now due.

CONTRACTOR: POLASEK CONSTRUCTION INC.

By: *[Signature]* Date: 8/25/10

State of: Texas County of: Wichita
 Subscribed and sworn to before me this 23rd day of Aug. 2010
 Notary Public: Denise Hlavaty
 My Commission expires: 5-14-2011



ARCHITECT'S CERTIFICATE FOR PAYMENT

In accordance with the Contract Documents, based on on-site observations and the data comprising the application, the Architect certifies to the Owner that to the best of the Architect's knowledge, information and belief the Work has progressed as indicated, the quality of the Work is in accordance with the Contract Documents, and the Contractor is entitled to payment of the AMOUNT CERTIFIED.

AMOUNT CERTIFIED \$ 133,304.00

(Attach explanation if amount certified differs from the amount applied. Initial all figures on this Application and on the Continuation Sheet that are changed to conform to the amount certified.)

ARCHITECT:

By: *Malcolm C. Hrus* Date: 8/25/2010

This Certificate is not negotiable. The AMOUNT CERTIFIED is payable only to the Contractor named herein. Issuance, payment and acceptance of payment are without prejudice to any rights of the Owner or Contractor under this Contract.

REVIEWED
Mark Paul
09/02/2010

Agenda Item Summary Sheet (4 B.3)
Meeting Date: September 21, 2010
Submitted by: Mark Pool, Superintendent

Information Only

**Consent Agenda
Business and Support
Services**

Review of Invoices from RWS Architects, Inc.

Summary

Although payments to RWS Architects, Inc. are in accordance with their contract with the district, applications for payment are presented for review each month as a part of the Consent Agenda.

Application for Payment No. 3 – High School Gym Floor Replacement

Invoice No. 7805 dated August 25, 2010, is for \$1,584.72. This amount is for basic professional services through 89.6% completion of the project.

Application for Payment No. 3 – Northside Elementary School Freezer Cooler Replacement

Invoice No. 7804 dated August 25, 2010, is for \$2,097.84. This amount is for basic professional services through 97.6% completion of the project.

ECISD Board Policy

CH (LOCAL) PURCHASING AND ACQUISITION, PURCHASING AUTHORITY

Effective Date

September 21, 2010.

Previous Board Action

On November 20, 2007, the Board approved RWS Architects, Inc. as the design firm for the El Campo High School Addition and Renovations to Existing Science Building. Contract negotiations between ECISD and RWS Architects began, and the district's attorney authorized the superintendent to sign the contract on November 30, 2007.

Language in this contract provides for RWS to do miscellaneous projects for the district. Current projects are being done under that contract provision.

Applications for Payment are in accordance with Article 11.2 of this contract between the owner and the architect.

Future Action Expected

The Board will review Applications for Payment from RWS Architects as a part of the Consent Agenda each month throughout the duration of the construction projects.

Background Information and Significant Issues

High School Gym Floor Replacement

High School Gym Floor Replacement is 48% complete through the construction phase of the project.

RWS has earned 89.6%% of their fee for this project, which is \$16,507.50 (7.5% of the Construction Cost).

Payment Recap for High School Gym Floor Replacement

Date Submitted	Application for Payment No.	Invoice No.	Amount	Earned to Date	Balance to Finish
Fee at 7.5% of Construction Costs					\$16,507.50
6/9/10	2	7772	\$13,206.00	\$13,206.00	\$3,301.50
8/25/10	3	7805	\$1,584.72	\$14,790.72	\$1,716.78

Recap of Reimbursable Expenses Paid for High School Gym Floor Replacement

Date	Application for Payment No.	Invoice No.	Amount	Paid to Date
5/5/10	1	7759	\$815.33	\$815.33

Northside Elementary School Freezer Cooler Replacement

Freezer Cooler Replacement is 88% complete through the construction phase of the project.

RWS has earned 97.6%% of their fee for this project, which is \$11,902.50 (7.5% of the Construction Cost).

Payment Recap for Northside Elementary School Freezer Cooler Replacement

Date Submitted	Application for Payment No.	Invoice No.	Amount	Earned to Date	Balance to Finish
Fee at 7.5% of Construction Costs					\$11,902.50
7/7/10	2	7787	\$9,522.00	\$9,522.00	\$2,380.50
8/25/10	3	7804	\$2,094.84	\$11,616.84	\$285.66

Recap of Reimbursable Expenses Paid for Northside Elementary Freezer Cooler Replacement

Date	Application for Payment No.	Invoice No.	Amount	Paid to Date
6/1/10	1	7766	\$258.00	\$258.00

- Student and Public Benefit** Monthly review of the Applications for Payment from the district's architect insures accounting transparency for the public on these projects.
- Procedural and Reporting Implications** None.
- Public Comments** None.
- Alternatives** None.
- Other Comments and Related Issues** None.
- Attachments**
- Application for Payment No. 3 for High School Gym Floor Replacement
 - Application for Payment No. 3 for Northside Elementary School Freezer Cooler Replacement
- Contact Person(s)** David Bright, Assistance Superintendent of Finance and Operations
- Action Required** None.
- Superintendent's Recommendation** No action required.
Mark Pool, Superintendent of Schools

RWS Architects Invoice

To: **El Campo ISD**
 700 West Norris Street
 El Campo, Texas 77437
 Attention: **Mr. Mark Pool, Superintendent**
 Project: **El Campo High School
 Gym Floor Replacement**
 Project No.: 1039

Date: August 25, 2010
 Invoice No.: 7805
 RWS Application for Payment No.: 3
 Fee Basis: 7 1/2% of Final Construction Cost
 Your Purchase Order:

There is due at this time for professional services and/or reimbursable items on the above Project, the sum of:

One Thousand Five Hundred Eighty Four & 72/100 Dollars **\$1,584.72**

The amount of the invoice is calculated as follows:

For Professional Services through 48% Completion of Construction Administration Phase

Polasek Construction, Inc. Base Proposal submitted May 18, 2010.....	\$134,700.00
Alternate No. 1 "Gymnasium Wood Flooring System Two", accepted.....	\$ 4,900.00
Alternate No. 2 "Aquron 2000 Moisture Vapor Blocker", accepted.....	\$ 0.00
Alternate No. 4 "New Handicap Accessible Telescopic Bleachers", accepted.....	\$ 80,500.00
Total Construction Cost.....	\$220,100.00
Fee %	7.5%
Fee	\$ 16,507.50
Percent Complete	x 89.6%
Fee Earned	\$ 14,790.72
Less Previous Payment	13,206.00
TOTAL AMOUNT DUE THIS INVOICE	\$ 1,584.72

THANK YOU

	<u>Percentage of Total Fee By Phase</u>	<u>Degree of Completion of Phase</u>	<u>Percentage of Total Fee Earned</u>
SD	15%	100%	15%
DD	20%	100%	20%
CD	40%	100%	40%
Bidding	5%	100%	5%
Construction	<u>20%</u>	48%	<u>9.6%</u>
	100%		89.6%
			44

REVIEWED
Mark Pool
08/30/2010

Payable at the offices of:

RWS Architects Invoice

To: **El Campo ISD**
 700 West Norris Street
 El Campo, Texas 77437
 Attention: **Mr. Mark Pool, Superintendent**
 Project: **Freezer Cooler Replacement**
Northside Elementary School
 Project No.: 1040

Date: August 25, 2010
 Invoice No.: 7804
 RWS Application for Payment No.: 3
 Fee Basis: 7 1/2% of Final Construction Cost
 Your Purchase Order:

There is due at this time for professional services and/or reimbursable items on the above Project, the sum of:

Two Thousand Ninety Four & 84/100 Dollars **\$2,094.84**

The amount of the invoice is calculated as follows:

For Professional Services through 88% Completion of Construction Administration Phase

Polasek Construction, Inc. Base Proposal.....	\$158,700.00
Fee %	7.5%
Fee	\$ 11,902.50
Percent Complete	x 97.6%
Fee Earned	\$ 11,616.84
Less Previous Payment	9,522.00
TOTAL AMOUNT DUE THIS INVOICE	\$ 2,094.84

THANK YOU

	<u>Percentage of Total Fee By Phase</u>	<u>Degree of Completion of Phase</u>	<u>Percentage of Total Fee Earned</u>
SD	15%	100%	15%
DD	20%	100%	20%
CD	40%	100%	40%
Bidding	5%	100%	5%
Construction	20%	88%	17.6%
	100%		97.6%

REVIEWED
 Mark Pool
 08/30/2010

Payable at the offices of:

Agenda Item Summary Sheet (5 D)
Meeting Date: September 21, 2010
Submitted by: Mark Pool, Superintendent

Information Only

Consent Agenda Bid for Electric Power

Summary

In September 2005, the Board entered into an agreement with Amerex Retail Energy Services to provide consulting services for assistance in analyzing power consumption and offering retail electric providers. They provide us with assistance and consultation in soliciting and comparing product offerings by qualified retail electric providers.

Amerex receives a fee for their services at an amount equal to 2.0% of the invoiced amount based upon electricity actually consumed. The fee is not paid directly by the District, is included within the fees charged to the District by the retail energy provider for its electric power.

Our contract with our current provider, Gexa Energy, ends in July 2011.

We were recently notified by Amerex that now might be a good time to extend with our current provider or request bids. After they received a quote from Gexa they suggested that we might be able to get a better rate by requesting bids, which we authorized them to do. On August 24th, they received and analyzed twelve bids on behalf of El Campo ISD and narrowed the proposals down to three.

Based upon their analysis and recommendation we selected and entered into a 24 month agreement with Hudson Energy. Based on our current rate we should save approximately \$170,500 over the 24 month period.

ECISD Board Policy None.

Effective Date July 2011

Previous Board Action On September 19, 2005 the Board authorized the administration to enter into an energy services agreement with Amerex Retail Energy Services, Ltd.; and to execute a contract with the best qualified retail electric provider once the RFPs had been received and reviewed.

Future Action Expected None.

Background Information and Significant Issues None.

Fiscal Impact	None.
Student and Public Benefit	Obtaining the best price for retail energy.
Procedural and Reporting Implications	None.
Public Comments	None.
Alternatives	None.
Other Comments and Related Issues	None.
Attachments	None.
Contact Person(s)	David Bright, Assistant Superintendent for Finance
Action Required	No Action Required. This is an information report only.
Superintendent's Recommendation	Information only. Mark Pool, Superintendent of Schools

August 26, 2010

TO: Mark Pool
FROM: David Bright
SUBJECT: Electricity Supply Bid

As you know, Phyllis Anzalone our bid consultant from Amerex Energy Services notified me recently that now might be a good time to extend with our current Electricity Supplier or request bids. Our current contract is with Gexa Energy and ends in July 2011. After receiving a quote from our current supplier Phyllis suggested that we might be able to get a better rate by bidding. I told her to go ahead and request bids and on August 24, 2010, she received 12 bids on behalf of the El Campo ISD for 12, 24, and 36 months. Please see attached.


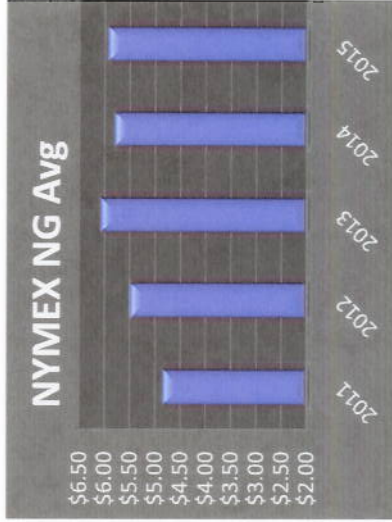
The process is as follows. Once our consultants review the bids, and verify they meet our requirements, they narrow the field down to three bidders. They then go back to them for a final quote and paperwork to be signed should we choose a bidder. Hudson Energy met the requirement set forth of providing a fixed rate product and having no penalty for being under or over our usage in KWh. Once all the documents were checked out and after discussing the bid results with Phyllis, I decided to go with the 24 month bid of 0.05580 which had changed slightly from the Tuesdays quote. Our bid was based on 4,680,212 KWh. Based on our current rate of 0.0736 we should save approximately \$170,500 over the 24 month period.

**EI Campo ISD
BID SUMMARY**

Date:	8/24/2010
Product Type:	Fixed Price
Market:	ERCOT
State/District:	Texas
Proposed Start Date:	7/1/2011
Number of Accounts:	38



Supplier Name	12	24	36
Champion	0.05687	0.05909	0.06104
ConEdison	0.05920	0.06280	0.06500
Constellation	0.05701	0.05956	0.06157
Direct Energy	0.05651	0.05888	0.06069
GDF Suez	0.05637	0.05868	0.06076
Gexa Energy	0.05750	0.06040	0.06270
Hudson Energy	0.05390	0.05560	0.05700
Liberty Power	0.05858	0.06062	
MidAmerican	0.05640	0.05850	0.06060
Reliant Energy	0.06149	0.06195	0.06352
StarTex Power	0.06760	0.06920	0.07010
TXU Energy	0.06264	0.06508	0.06974



*prices listed are in \$ per kWh

**EI Campo ISD
BID SUMMARY**

Date:	8/24/2010
Product Type:	Fixed Price
Market:	ERCOT
State/District:	Texas
Proposed Start Date:	7/1/2011
Number of Accounts:	38
Current Rate:	0.0736
TDSP:	0.0393
Tax Rate:	2.0%




Term Length:	24
Supplier:	Hudson Energy
Energy Rate:	\$ 0.0556

Year	Yearly Usage	Yearly Spend	Yearly Savings
2011	2,433,180	\$ 235,527	\$ 44,599
2012	4,680,212	\$ 453,035	\$ 85,785
2013	2,247,032	\$ 217,508	\$ 41,187

Annual Usage 4,680,212 kWh

Month	Usage	Energy Only	TDSP	Taxes	Total	Savings
Jul-11	397,741	\$ 22,114	\$ 15,631	\$ 755	\$ 38,501	\$ 7,290
Aug-11	449,906	\$ 25,015	\$ 17,681	\$ 854	\$ 43,550	\$ 8,247
Sep-11	475,731	\$ 26,451	\$ 18,696	\$ 903	\$ 46,050	\$ 8,720
Oct-11	431,404	\$ 23,986	\$ 16,954	\$ 819	\$ 41,759	\$ 7,907
Nov-11	353,289	\$ 19,643	\$ 13,884	\$ 671	\$ 34,198	\$ 6,476
Dec-11	325,109	\$ 18,076	\$ 12,777	\$ 617	\$ 31,470	\$ 5,959
Jan-12	337,280	\$ 18,753	\$ 13,255	\$ 640	\$ 32,648	\$ 6,182
Feb-12	334,545	\$ 18,601	\$ 13,148	\$ 635	\$ 32,383	\$ 6,132
Mar-12	352,843	\$ 19,618	\$ 13,867	\$ 670	\$ 34,154	\$ 6,467
Apr-12	369,446	\$ 20,541	\$ 14,519	\$ 701	\$ 35,762	\$ 6,772
May-12	446,708	\$ 24,837	\$ 17,556	\$ 848	\$ 43,240	\$ 8,188
Jun-12	406,210	\$ 22,585	\$ 15,964	\$ 771	\$ 39,320	\$ 7,446
Jul-12	397,741	\$ 22,114	\$ 15,631	\$ 755	\$ 38,501	\$ 7,290
Aug-12	449,906	\$ 25,015	\$ 17,681	\$ 854	\$ 43,550	\$ 8,247
Sep-12	475,731	\$ 26,451	\$ 18,696	\$ 903	\$ 46,050	\$ 8,720
Oct-12	431,404	\$ 23,986	\$ 16,954	\$ 819	\$ 41,759	\$ 7,907
Nov-12	353,289	\$ 19,643	\$ 13,884	\$ 671	\$ 34,198	\$ 6,476
Dec-12	325,109	\$ 18,076	\$ 12,777	\$ 617	\$ 31,470	\$ 5,959
Jan-13	337,280	\$ 18,753	\$ 13,255	\$ 640	\$ 32,648	\$ 6,182
Feb-13	334,545	\$ 18,601	\$ 13,148	\$ 635	\$ 32,383	\$ 6,132
Mar-13	352,843	\$ 19,618	\$ 13,867	\$ 670	\$ 34,154	\$ 6,467
Apr-13	369,446	\$ 20,541	\$ 14,519	\$ 701	\$ 35,762	\$ 6,772
May-13	446,708	\$ 24,837	\$ 17,556	\$ 848	\$ 43,240	\$ 8,188
Jun-13	406,210	\$ 22,585	\$ 15,964	\$ 771	\$ 39,320	\$ 7,446



CREDIT SUMMARY

	Reliant	Liberty	CNE	GEXA	Hudson	MidAmerican	Suez	MP2	Direct	TXU	Champion	ConEd	StarTex
Supplier:													
Bandwidth:	100%	100%	100%	100%	100%	100%	25% MAC	100%	100%	25%	100%	100%	100%
Credit Approved?:	YES	YES	YES	YES	Yes	YES	YES	YES	YES	Pending	Pending	Pending	Pending

RETAIL ENERGY SERVICE AGREEMENT

This Retail Energy Electricity Service Agreement, including the Offer Sheet which is incorporated herein (this "Agreement") is entered into between Hudson Energy Services, LLC, a New Jersey limited liability company ("HES"), and El Campo ISD, ("Customer"). HES and Customer may hereinafter be referred to individually as a "Party" or collectively as the "Parties".

SECTION 1: Scope and Term

Customer appoints HES as its Retail Electric Provider (REP) for the Electric Service Identifiers ("ESI ID(s)") identified on the Offer Sheet. Specifically, Customer authorizes HES to act as Customer's REP for all purposes. HES shall provide all the services required of a REP including, without limitation, procuring, scheduling and causing to be delivered electricity to each ESI ID during the Term. This Agreement shall commence as of the Effective Date, as identified on the Offer Sheet and, unless terminated earlier in accordance with the provisions of the Agreement, and shall continue until the end of the Term. Should the Term expire and the ESI ID(s) remain on service with HES for any reason, HES may, at its discretion, continue to serve the ESI ID(s) on a month to month basis in accordance with this Agreement at the Expired Term Price.

SECTION 2: Retail Energy Charges

2.1 Energy Price. The Energy Price for Actual Usage is specified on the Offer Sheet. Exhibit A includes a list of cost components included in the Energy Price.

2.2 Customer Charge. The Customer Charge is specified on the Offer Sheet.

2.3 Pass-through Charges. Delivery Charges, Non-recurring Charges, or Taxes will be passed through and paid by Customer and identified separately on Customer's bill with no mark up. If Customer is exempt from any payment of any Taxes, Customer will provide HES with all required exemption certificates. Unless otherwise communicated to HES from Customer, HES shall not recognize any exemption and will not refund or credit previously paid Taxes, unless the taxing entity sends the refund to HES.

2.4 Price Redetermination. Either HES or Customer may reasonably request to renegotiate the Energy Price set forth in the Offer Sheet subject to mutually agreeable extension of the Term. This section shall not be construed as an obligation of either Party to modify the Energy Price or Term, and any such modifications of the Energy Price or Term shall only become effective if evidenced in written instrument and executed by both Parties.

SECTION 3: Billing and Payment

3.1 Billing and Payment. HES will invoice Customer on a regular basis. Customer will remit payment, within the Payment Terms as specified on the Offer Sheet. The invoice will be based on the actual data provided by ERCOT and the TDSP. If ERCOT or the TDSP do not provide actual data in a timely manner, HES may use estimated data to calculate Customer's invoice and, upon receipt of actual data, will reconcile the charges and adjust them as needed in subsequent invoices.

3.2 Late Penalties. If Customer fails to remit all invoiced amounts, other than amount disputed in accordance with this section, after the due date, a late penalty of three (3%) percent will be assessed. Interest will accrue on any due and unpaid amounts from the date the monies were owed at a rate of one and one-half percent (1.5%) per month, or the highest rate permitted by law, whichever is less. A fee of \$25 will be assessed to Customer for each returned payment for insufficient funds.

3.3 Invoice Disputes. If Customer in good faith disputes some portion of an invoice, it will provide HES written notice by the invoice due date. In all cases, Parties will use good faith efforts to resolve any dispute.

SECTION 4: Credit

Customer may be required to provide an initial deposit as specified on the Offer Sheet, and/or additional deposit during the Term if: (a) Customer is determined to have experienced a material decline in creditworthiness; or (b) Customer has been delinquent in paying any electric bill two or more times during the past 12 twelve months. Any such deposit will be held without interest. The deposit, less any outstanding balance owed by Customer to HES, will be credited to Customer upon closing Customer's account with HES. In lieu of a cash deposit, HES may, in its sole discretion, accept other forms of security from Customer that HES finds acceptable.

SECTION 5: Early Termination

5.1 Termination for Material Change. If a Material Change occurs (unless Customer has fully cured the condition within thirty (30) calendar days, if such cure is within Customer's ability), HES may terminate this Agreement as to the affected ESI IDs upon fifteen (15) days prior written

notice to Customer without penalty for early termination; if the Material Change is due to any of the causes described in clause (b) of the definition of Material Change, Customer shall be obligated to pay HES the Early Termination Charge within 20 days following a written demand by HES.

5.2 Early Termination Charge.

(a) Notwithstanding any rights to either Party provided for in this Agreement; if this Agreement is terminated by HES as to any ESI ID due to a Customer Event of Default, Customer shall be obligated to pay HES the Early Termination Charge within 20 days following a written demand from HES.

(b) Notwithstanding any rights to either Party provided for in this Agreement; if, by mutual agreement of Customer and HES, retail electric service under the Agreement is cancelled as to one or more ESI IDs due to operational reasons applicable to the facility(ies) served by such ESI ID but this Agreement continues in effect as to the remaining ESI IDs, in lieu of Customer being required to pay the Early Termination Charge for such cancelled ESI IDs, Parties may attempt to agree on remedies as provided for by Section 10.4.

SECTION 6: Notices and Payments

Except as otherwise set forth in this Agreement or required by applicable law, all notices to be provided under this Agreement shall be in writing and deemed to have been duly delivered if hand delivered or sent by United States, certified or registered mail, return receipt requested, postage prepaid, facsimile, or by overnight delivery service. Notices and Payments shall be sent to the addresses noted below, or any other address a Party provides to the other Party in writing:

If to Customer: El Campo ISD
700 W.Norris Street
El Campo, TX 77437

If to HES:
Invoice
Remittance: Hudson Energy Services, LLC
P.O. Box 771137
Dallas, Texas 75373-1137

General Notice: Hudson Energy Services, LLC
P.O. Box 142109
Irving, Texas 75014-2109
Fax: 1-866-483-7664

SECTION 7: Representations and Warranties

7.1 Mutual Representation and Warranties. As a material inducement to entering into this Agreement, each Party represents and warrants to the other as follows: (a) it is duly organized, validly existing, and in good standing under the laws of the jurisdiction of its formation and is qualified to conduct its business in those jurisdictions necessary to perform this Agreement; (b) the execution, delivery and performance of this Agreement are within its powers, have been duly authorized by all necessary action, and do not violate any terms or conditions in its governing documents or any contract to which it is a party or any law applicable to it; (c) as of the Effective Date, it shall have all regulatory authorizations necessary for it to perform its operations; (d) this Agreement constitutes a legal, valid, and binding obligation of such Party enforceable against it in accordance with its terms, subject to bankruptcy, insolvency, reorganization, and other laws affecting creditor's rights generally, and with regard to equitable remedies, subject to the discretion of the court before which proceedings to obtain same may be pending; and (e) there are no bankruptcy, insolvency, reorganization, receivership, or other similar proceedings pending or being contemplated by it, or to its knowledge threatened against it.

7.2 Other Representations, Warranties and Covenants. Customer additionally represents, warrants and covenants to HES that (a) Customer is a non-residential Customer with an aggregate peak demand of greater than 50 kW, during any 12-month period; (b) during the Term there shall be no other contract for the purchase of electricity by Customer for the ESI IDs,

and if such a contract presently exists, Customer warrants that it will terminate such contract prior to the delivery of electricity to the Customer during the Term; and (c) Customer shall operate and manage the facility(ies) served by each ESI ID in a manner that is materially consistent with Customer's past electric usage practices.

7.3 Forward Contract. The Parties acknowledge and agree that (a) this Agreement constitutes a forward contract within the meaning of the United States Bankruptcy Code ("Code"); (b) HES is a forward contract merchant; and (c) each Party is entitled to the rights under, and protections afforded by, the Code.

SECTION 8: Limitations of Liabilities

8.1 LIMITATIONS OF LIABILITIES. LIABILITIES NOT EXCUSED BY REASON OF FORCE MAJEURE OR OTHERWISE SHALL BE LIMITED TO DIRECT AND ACTUAL DAMAGES AS THE SOLE AND EXCLUSIVE REMEDY AND ALL OTHER REMEDIES OR DAMAGES EXPRESSLY WAIVED. NEITHER PARTY WILL BE LIABLE TO THE OTHER PARTY FOR CONSEQUENTIAL INCIDENTAL, PUNITIVE, EXEMPLARY, SPECIAL OR INDIRECT DAMAGES. THESE LIMITATIONS APPLY WITHOUT REGARD TO THE CAUSE OF ANY LIABILITY OR DAMAGE. NOTWITHSTANDING ANYTHING TO THE CONTRARY, THE LIABILITY OF HES TO CUSTOMER FOR ANY OBLIGATIONS UNDER OR RELATING TO THIS AGREEMENT AND ANY DEFAULT BY HES SHALL BE LIMITED TO A MAXIMUM AMOUNT EQUAL TO THE ENERGY PRICE MULTIPLIED BY THREE TIMES THE AVERAGE MONTHLY EXPECTED USAGE SET FORTH ON THE OFFER SHEET. THERE ARE NO THIRD PARTY BENEFICIARIES TO THIS AGREEMENT.

8.2 Customer Protection Rules. The Parties acknowledge that the Customer Protection Rules adopted by the Public Utility Commission (as contained in its Substantive Rules 25.471 et seq.) ("Customer Protection Rules") shall not apply to this Agreement, to the extent allowed by law. If there is any conflict between the Customer Protection Rules and this Agreement, the Parties acknowledge this Agreement will control.

8.3 UCC/Disclaimer of Warranties. Customer and HES acknowledge and agree that the electricity delivered hereunder is a "good" and that term is understood in the Texas B&CC (UCC § 2.105). The Parties further agree that the rules promulgated therein, to the extent that they can be are waived and they do not apply to this Agreement, except as provided herein. If there is any conflict between the UCC and this Agreement, the Parties acknowledge this Agreement will control.

8.4 Force Majeure. If either Party is unable to perform its obligations, in whole or in part, due to an event of force majeure as defined herein then the obligations of the affected Party (other than the obligations to pay any amounts due prior to the force majeure event) shall be suspended to the extent made necessary by such event. The term "Force Majeure" shall mean any act or event that is beyond the claiming Party's control (and which could not be reasonably anticipated and prevented through the use of reasonable measures), including, without limitation, the failure of the TDSP to receive, transport or deliver, or otherwise perform, unless due to the failure of the Party claiming Force Majeure to perform such Party's obligations hereunder, and an event of force majeure of HES suppliers. The Party suffering the event of Force Majeure shall give written notice of such event of Force Majeure in reasonably full particulars to the other Party, as soon as reasonably possible. Any such event of Force Majeure shall, so far as possible, be remedied with all reasonable dispatch. Force Majeure shall not include (i) the opportunity for HES to sell the electricity to be sold under this Agreement to another party at a higher price than that set forth in the Agreement, (ii) the opportunity for Customer to purchase the electricity for its ESI IDs from another party at a lower price than that set forth in the Agreement, or (iii) the inability of either Party to pay its bills under the Agreement or any other of its bills.

SECTION 9: Default and Remedies

9.1 Event of Default. An event of default ("Event of Default") by the Party identified ("Defaulting Party") means any one of the following: (a) failure by Customer to make, when due, any payment required under this Agreement; (b) any representation or warranty made by a Party proves to be false or misleading in any material respect when made or ceases to remain true in all material respects during the Term of this Agreement if not cured within fourteen (14) days after receipt of written notice from the other Party; (c) except to the extent excused by Force Majeure, the failure by a Party to perform any material obligation set forth in the Agreement (other than events that are specifically covered as a separate Events of Default hereunder) and such failure is not cured within fourteen (14) days after receipt of written notice from the other Party; (d) failure of a Party to maintain or extend credit as provided for herein; (e) any unauthorized assignment of a Party's rights or obligations hereunder; (f) any breach of

the confidentiality provisions of this Agreement; or (g) a Party (i) makes an assignment or any general arrangement for the benefit of creditors; (ii) files a petition or otherwise commences, authorizes or acquiesces to the commencement of a proceeding or cause of action with respect to it under any bankruptcy proceeding or similar laws for the protection of creditors, or have such petition filed against it and such petition is not withdrawn or dismissed within thirty (30) days after such filing; or (iii) otherwise becomes insolvent (however evidenced); or (iv) is unable to pay its debts as they fall due; (h) Customer shall not enter into an agreement for any ESI ID(s) identified on Offer Sheet that would prevent or interfere with the performance under this Agreement for the ESI ID(s) identified on Offer Sheet. If an event of Default listed in subsection (g) above occurs, the Event of Default will be deemed to have automatically occurred just prior to such event.

9.2 Remedies upon an Event of Default. If either Party defaults and fails to cure within fourteen (14) calendar days of written notice (which cure period does not apply to Events Of Default subsections 9.1.a or 9.1.d), then the Non-Defaulting Party may, in its sole discretion, terminate this Agreement and pursue all remedies available. The Defaulting Party will promptly pay the Non-Defaulting Party, the Early Termination Charge.

SECTION 10: Miscellaneous Provisions

10.1 Waiver. A waiver by either Party of any breach of the Agreement, or failure of either Party to enforce any of the terms and provisions of the Agreement, will not in any way affect, limit or waive that Party's right to subsequently enforce and compel strict compliance with the same or other terms or provisions of the Agreement.

10.2 Assignment. Neither Party may assign the Agreement in whole or in part without the other Party's prior written consent, which consent shall not be unreasonably withheld provided that: (a) HES may assign the Agreement to another REP, without Customer's prior consent and such REP shall agree in writing to be bound by this Agreement and (b) HES will not withhold its consent if Customer assigns this Agreement provided the assignee meets HES' standard credit requirements and agrees to be bound by the terms of this Agreement. Upon any valid assignment of the Agreement, the other Party hereby agrees that the assigning Party shall have no further future obligations under this Agreement.

10.3 Severability. Any provision, article, or section declared or rendered unlawful by a court of law or regulatory agency with jurisdiction over the Parties, or deemed unlawful because of a statutory change, shall not otherwise affect the other lawful obligations that arise under this Agreement. In the event that any provision of this Agreement is declared invalid, the Parties shall promptly negotiate to restore this Agreement as near as possible to its original intent.

10.4 Entire Agreement; Amendments. This Agreement constitutes the entire understanding between the Parties, and supersedes and replaces any and all previous understandings, oral or written, in any matter relating to the subject matter hereof including any separate confidentiality agreement. This Agreement may be amended only upon mutual agreement of the Parties, which amendment shall not be effective unless evidenced in writing and executed by the Parties.

10.5 Emergency, Outage and Wire Service. In the event of an emergency, outage or service need, Customer must call the TDSP for the service area of the ESI ID experiencing the emergency, outage or service need.

10.6 Customer Care. Customer may contact HES Customer Care if Customer has specific comments, or questions toll free at 1-866-HUDSON4, between the hours of 8:00 AM – 5:00 PM.

10.7 Governing Law. This Agreement will be governed by and construed and interpreted in accordance with the laws of the State of Texas, without giving effect to the conflict of law principles. The Parties hereby irrevocably and unconditionally submit to the exclusive jurisdiction of the state or federal courts of Texas, located in Dallas County for any matters to arise under this Agreement and which are not settled.

10.8 Counterparts; Facsimile Copies. This Agreement shall be executed in counterparts, all of which shall constitute one and the same Agreement and each of which shall be deemed an original. A facsimile copy of either Party's signature shall be considered an original for all purposes under this Agreement along with any amendments pursuant to 10.4 above, and each Party shall provide its original signature upon request.

10.9 Attorney's Fees. In the event of any litigation arising out of or connected in any manner to this Agreement, the non-prevailing Party shall pay the costs of the prevailing Party, including its reasonable attorney and other legal fees and expenses incurred in connection therewith through and including the costs of appeals and appellate costs relating thereto.

10.10 Offer for Electric Service. Customer shall receive in connection with this Agreement one or more Offer Sheets with various pricing and term

options related to the electric service provided hereunder. Customer shall execute and return one Offer Sheet prior to the expiration date, and to the facsimile number, set forth therein. Such Offer Sheet shall constitute an offer by Customer to HES. The Offer Sheet shall be deemed accepted by HES unless Customer receives notification of non-acceptance by 5:00 PM Central Prevailing Time ("CPT"), unless Offer Sheet is received after 4:00 PM CPT in which notification shall be made by 10:00 AM CPT the following business day. Upon acceptance of the Offer Sheet by HES, the Offer Sheet shall constitute a part of and be deemed incorporated into this Agreement.

10.11 Confidentiality. Parties agree that the terms and conditions of this Agreement and any Offer Sheets shall remain confidential, except that Confidential Information shall not include information required to be disclosed by law.

SECTION 11: Definitions

The following terms shall have the meanings set forth below. All other capitalized terms used herein shall have the meaning given such terms in the following rules, regulations, protocols and documents of the indicated governmental authorities (and in the event of any conflict, the applicable term shall be given the definition when first defined in the following order of priority): PURA, the PUCT Substantive Rules, and the ERCOT Protocols.

- 11.1 "Actual Usage"** means the actual amount of electric energy (in kWh) used at the ESI IDs as determined by the TDSP
- 11.2 "Delivery Charges"** include, but are not limited to: Transmission and Distribution Charges, System Benefit Fund Charge, Nuclear Decommissioning Charge, Competitive Transition Charge, Standard Power Metering Charge, Customer Charge, Merger Savings and Rate Reduction Credit, Excess Mitigation Credit and Utility Imposed Reactive Power Charges.
- 11.3 "ERCOT"** means the Electricity Reliability Council of Texas.
- 11.4 "ERCOT Protocols"** means the document adopted, published and amended from time to time by ERCOT, and approved by the PUCT to govern electric transactions in the ERCOT region, including any attachments or exhibits referenced in the document, which document contains the scheduling, operating, planning, reliability, and settlement policies, rules, guidelines, procedures, standards and criteria of ERCOT, or any successor document thereto.
- 11.5 "Early Termination Charge"** means except as otherwise provided or excused in this Agreement, including any Force Majeure event, if at any time prior to the end of the Term of this Agreement Customer cancels this Agreement and refuses to accept delivery of electric supply from HES for any or all ESI ID(s) identified on Offer Sheet, HES shall have the right to charge Customer an early termination charge equal to an amount determined by the greater of, (a) multiplying the Energy Price times the average monthly usage for the ESI IDs affected (as identified on the Offer Sheet) times the Termination Months; or (b) multiplying the remaining unused forecasted volumes times the positive difference between (i) (If HES is the Defaulting Party) Termination Price less the Energy Price; or (ii) (If Customer is the Defaulting Party) Energy Price less the Termination Price. This Early Termination Charge shall not apply to any Customer termination of this Agreement for any Force Majeure event or any other cancellation or early termination allowed to be made without penalty under this Agreement.
- 11.6 "ESI IDs"** means the Electric Service Identifiers, whether one or more, of the property service addresses identified on the Offer Sheet.

11.7 "Expired Term Price" means as to any ESI ID during any renewal period pursuant to Section 1, one of the following as selected by HES: the greater of (a) the Energy Price as set forth on the Offer Sheet, or (b) Market Rate as determined for all of the ESI IDs and their applicable Congestion Zones and Settlement Intervals.

- 11.8 "Fixed Energy Price"** means as to each ESI ID the per kWh price for such ESI ID as set forth on the Offer Sheet.
- 11.9 "kWh"** means kilowatt hour.
- 11.10 "Market Clearing Price of Energy" or "MCPE"** means as to each ESI ID the highest price associated with the Congestion Zone in which such ESI ID is located for a Settlement Interval for Balancing Energy deployed during the Settlement Interval as those terms are defined in the ERCOT Protocols. In no event shall any MCPE settlement interval be less than \$0.00 per kWh. Should ERCOT implement a nodal market structure during the Term, MCPE will be replaced by the hourly Load Zone Settlement Point Price established in the Day-Ahead Market as those terms are defined in the ERCOT Protocols.
- 11.11 "Market Rate"** means one hundred forty percent (140%) of the MCPE determined for any delivery period.
- 11.12 "Material Change"** means (a) any judicial decision, order, new law or regulation, or change in the application of any applicable law that alters the market structure in ERCOT (including the imposition of any installed capacity charge), requires a change in the method by which prices are calculated under this Agreement or materially affects HES' ability to perform its obligations under this Agreement; or (b) a change in Customer operations that adversely affects Customer's load profile (for settlement purposes), or usage pattern.
- 11.13 "Non-Recurring Charges"** means any charges imposed by the TDSP or other third parties on a non-recurring basis for services, repairs or additional equipment needed for Customer's electric service.
- 11.14 "PUCT"** means Public Utility Commission of Texas.
- 11.15 "PUCT Substantive Rules"** are as set forth in Public Utility Commission Substantive Rules Chapter 25.
- 11.16 "PURA"** means the Public Utilities and Regulatory Act, as amended from time to time.
- 11.17 "REP"** means Retail Electric Provider
- 11.18 "Taxes"** means all taxes, assessments, levies, duties, charges, fees and withholdings of any kind and all penalties, fines, and additions to tax, and interest thereon that are directly related to the services provided under this Agreement and assessed or imposed by federal, state, municipal or local government or other authority. By way of example only, "Taxes" includes: Sales Tax, Municipal Gross Receipts Tax, PUCT Assessment Fees and Franchise Fees.
- 11.19 "Term"** is defined as the time period between the Start Date and the regularly scheduled meter read date in the End Month as specified on the Offer Sheet.
- 11.20 "Termination Months"** means pro-rated three months for each twelve month period remaining in the Term of the Agreement.
- 11.21 "Termination Price"** is defined as the then current price for similarly situated customers for unconsumed forecasted energy. This price shall be determined by HES using commercially reasonable methods.
- 11.22 "Transmission and Distribution Service Provider" or "TDSP"** means an entity regulated by the State of Texas, responsible for transmitting or distributing electric energy to retail customers on behalf of electric retail suppliers like HES.

IN WITNESS WHEREOF, the Parties, by their respective duly authorized representatives, have executed this Agreement effective as of the Effective Date. This Agreement will not become effective as to either Party unless and until executed by both Parties.

EL CAMPO ISD

By: David Bright
 Print Name: David Bright
 Title: Assistant Supt.
 Date: 8/25/2010

HUDSON ENERGY SERVICES, LLC

By: _____
 Print Name: _____
 Title: _____
 Date: _____



PUCT License 10092

Offer Sheet for: El Campo ISD
Offer Number: H10082605402083

Expiration Date: Pursuant to Section 10 -- Offer for Electric Service: 8/26/2010
 Please return signed Offer Sheet and Agreement to 1-888-893-9882

Offer Specifics

Term:	24 Month	Start Date:	7/5/2011
Customer Charge:	\$0.00	Avg Monthly Usage:	390,952
Deposit:	\$0.00	Annual Usage:	4,691,428
Payment Term (days):	30	Term Usage:	9,413,498
Fixed Rate Product	Energy Price	Usage Percentage	100%
	\$0.05580		

Included Meters

ESIID	Service Address	Start Date	End Date	Avg kWh/Month	Term Usage	Spcl Mtr Read
10032789408679450	MLK BLVD UNIT CAFETRA EL CAMPO TX 77437	07/11/2011	07/10/2013	674	16,220	Y
10032789419080355	600 W NORRIS ST UNIT GYM EL CAMPO TX 774372430	07/11/2011	07/09/2013	10,491	251,790	Y
10032789427179220	600 W NORRIS ST UNIT GIRL RM EL CAMPO TX 77437	07/20/2011	07/22/2013	3,422	82,596	Y
10032789427179221	600 W NORRIS ST UNIT 250HPS EL CAMPO TX 774372430	07/21/2011	07/22/2013	629	15,185	Y
10032789428299570	1401 MLK BLVD EL CAMPO TX 774375361	07/11/2011	07/10/2013	1,186	28,526	Y
10032789429232778	1010 W ROBERTS ST UNIT 400HPS EL CAMPO TX 774373244	07/15/2011	07/15/2013	154	3,709	Y
10032789429918571	MLK BLVD UNIT JR HIGH EL CAMPO TX 77437	07/11/2011	07/10/2013	1,492	35,854	Y
10032789431207545	501 W WEBB ST ANNEX EL CAMPO TX 774372208	07/20/2011	07/22/2013	2,660	64,255	Y
10032789433990251	1407 MLK BLVD EL CAMPO TX 774375361	07/11/2011	07/10/2013	461	11,090	Y
10032789437908481	MLK BLVD UNIT FLD HSE EL CAMPO TX 77437	07/11/2011	07/10/2013	347	8,355	Y
10032789441466681	600 W NORRIS ST EL CAMPO TX 774372430	07/11/2011	07/09/2013	58,756	1,410,104	Y
10032789443843709	501A W WEBB ST LOT TEMP EL CAMPO TX 774372208	07/20/2011	07/22/2013	2,871	69,253	Y
10032789446466620	600 W NORRIS ST UNIT FTBALL EL CAMPO TX 774372430	07/20/2011	07/22/2013	3,673	88,383	Y
10032789449987451	600 W NORRIS ST BLDG METAL EL CAMPO TX 774372430	07/20/2011	07/22/2013	3,569	85,980	Y
10032789452308231	1103 AVENUE I EL CAMPO TX 77437	07/18/2011	07/16/2013	52,963	1,271,578	Y
10032789452308232	1103 AVENUE I UNIT 400HPS EL CAMPO TX 77437	07/18/2011	07/16/2013	304	7,313	Y
10032789453221433	2610 MEADOW LN EL CAMPO TX 774372153	07/20/2011	07/22/2013	51,219	1,235,433	Y
10032789453743500	501 W WEBB ST EL CAMPO TX 774372208	07/20/2011	07/22/2013	50,717	1,223,451	Y
10032789456537390	700 W NORRIS ST EL CAMPO TX 774372432	07/20/2011	07/22/2013	3,149	76,050	Y
10032789459077321	600 W NORRIS ST UNIT 2HIGH EL CAMPO TX 774372430	07/20/2011	07/22/2013	71,705	1,727,867	Y
10032789460318450	600 W NORRIS ST UNIT 1 EL CAMPO TX 774372430	07/20/2011	07/22/2013	566	13,660	Y
10032789461025501	MLK BLVD UNIT @ EL CAMPO TX 77437	07/11/2011	07/10/2013	329	7,898	Y
10032789470819629	805 FAHRENTHOLD ST EL CAMPO TX 77437	07/11/2011	07/09/2013	3,513	84,427	Y
10032789472020490	600 W NORRIS ST UNIT 400MVA EL CAMPO TX 774372430	07/06/2011	07/08/2013	144	3,475	Y

Initial: *AB* 8/25/10



PUCT License 10092

Offer Sheet for: El Campo ISD
Offer Number: H10082605402083

Expiration Date: Pursuant to Section 10 -- Offer for Electric Service: 8/26/2010
 Please return signed Offer Sheet and Agreement to 1-888-893-9882

ESIID	Service Address	Start Date	End Date	Avg kWh/Month	Term Usage	Spcl Mtr Read
10032789472020491	600 W NORRIS ST UNIT 250HPSA EL CAMPO TX 774372430	07/06/2011	07/08/2013	734	17,719	Y
10032789472020492	600 W NORRIS ST UNIT 250HPSB EL CAMPO TX 774372430	07/06/2011	07/08/2013	734	17,719	Y
10032789472020493	600 W NORRIS ST UNIT 400HPS EL CAMPO TX 774372430	07/21/2011	07/22/2013	774	18,685	Y
10032789472020494	600 W NORRIS ST UNIT 1KHPS EL CAMPO TX 774372430	07/21/2011	07/22/2013	1,101	26,557	Y
10032789473919220	600 W NORRIS ST UNIT FLD HSE EL CAMPO TX 774372430	07/20/2011	07/22/2013	6,350	153,447	Y
10032789475861221	1010 W ROBERTS ST EL CAMPO TX 774373244	07/15/2011	07/15/2013	941	22,646	Y
10032789475861222	1010 W ROBERTS ST UNIT 150HPS EL CAMPO TX 774373244	07/15/2011	07/15/2013	69	1,664	Y
10032789485272540	600 W NORRIS ST UNIT ACADMC EL CAMPO TX 774372430	07/20/2011	07/22/2013	34,620	835,220	Y
10032789485909830	2620 MEADOW LN EL CAMPO TX 774372153	07/20/2011	07/22/2013	8,806	212,626	Y
10032789488083121	600 W NORRIS ST UNIT PRKGLTE EL CAMPO TX 77437	07/20/2011	07/22/2013	399	9,650	Y
10032789496255531	MLK BLVD UNIT 175MVA EL CAMPO TX 77437	07/05/2011	07/02/2013	149	3,570	Y
10032789496255533	MLK BLVD UNIT 250HPSA EL CAMPO TX 77437	07/05/2011	07/02/2013	209	5,006	Y
10032789496255534	MLK BLVD UNIT 400HPS EL CAMPO TX 77437	07/11/2011	07/10/2013	309	7,421	Y
10032789497672680	600 W NORRIS ST UNIT WGT RM EL CAMPO TX 77437	07/20/2011	07/22/2013	10,747	259,116	Y

Initial: AB 8/25/10



PUCT License 10092

Offer Sheet for: El Campo ISD
Offer Number: H10082605402083

Expiration Date: Pursuant to Section 10 -- Offer for Electric Service: 8/26/2010
Please return signed Offer Sheet and Agreement to 1-888-893-9882

To ensure Hudson Energy Services, LLC can accurately serve your energy needs and avoid potential cancellation penalty, please ensure that the ESI ID(s) and start date(s) listed above are correct before signing.

Customer Signature: David Bright
Customer Name: David Bright (please print)
Title: Assistant Superintendent (please print)
Effective date: August 25, 2010 (please complete with today's date)

This Offer Sheet is not a binding offer to provide electricity and related services, it shall only become binding and enforceable when executed in accordance with the terms & conditions specified in the Agreement and nothing herein shall be deemed to require Hudson Energy Services, LLC to enter into any such agreement.

TDSP CHARGE NON-INCLUSION STATEMENT

Customer acknowledges its understanding that regulated transmission and delivery charges are not included in the above pricing and will appear on the Customer's bill as a separate line item. These charges vary by Customer and by TDSP, may change based on regulatory action during the term of the Agreement, and are entirely outside of Hudson Energy Services, LLC's control. Hudson Energy Services, LLC makes no guarantee, representation or promise regarding TDSP charges.

CUSTOMER INITIALS: DB 8/25/10

EXHIBIT A
El Campo ISD Retail Energy Service Agreement
Hudson Energy Services Fixed Price Retail Components

Price Component	Included/Pass Through
Losses:	
TDSP Line Losses	Included
UFE	Included
ISO Ancillary Services and Settlements:	
Regulation Service - Up	Included
Regulation Service - Down	Included
Responsive Reserve Service	Included
Balancing Energy Service	Included
Reliability Must Run (RMR) Service	Included
Replacement Reserve Service	Included
Non-Spinning Reserve Service	Included
Black Start Service	Included
Voltage Support Service	Included
Out-of-Merit Capacity Service	Included
Out-of-Merit Energy Service	Included
Balancing Energy Neutrality Service	Included
Congestion Management:	
Zonal Congestion Management	Included
Local Congestion Management	Included
QSE Fees:	
Schedule coordination service	Included
System control service	Included
Cost required for nominating required quantities of energy	Included
Other Fees:	
ERCOT ISO fees	Included
Renewable Energy Credit Fees	Included
Regulated Delivery Charges:	
Transmission Charges	Pass Through
Distribution Charges	Pass Through
System Benefit Fund	Pass Through
Nuclear Decommissioning Charge	Pass Through
Customer Charge	Pass Through
Metering Charge	Pass Through
Competitive Transition Charge (CTC)	Pass Through
Excess Mitigation Credity (EMC)	Pass Through
Transition Charge (TC)	Pass Through
Transmission Cost Recovery Factor (TCRF)	Pass Through
Discretionary Service Fees	Pass Through
Taxes and Miscellaneous Fees:	
Sales Tax (if applicable)	Pass Through
Gross Receipts Tax (if applicable)	Pass Through
Public Utility Commission Assessment (PUCA fee)	Pass Through

El Campo ISD
SB
8/25/10

CLEAR FORM

TEXAS SALES AND USE TAX EXEMPTION CERTIFICATION

Name of purchaser, firm or agency El Campo Independent School District	
Address (Street & number, P.O. Box or Route number) 700 W. Norris	Phone (Area code and number) (979) 543-6771
City, State, ZIP code El Campo, Texas 77437	

I, the purchaser named above, claim an exemption from payment of sales and use taxes (for the purchase of taxable items described below or on the attached order or invoice) from:

Seller: Hudson Energy

Street address: _____ City, State, ZIP code: _____

Description of items to be purchased or on the attached order or invoice:

Purchaser claims this exemption for the following reason:

I understand that I will be liable for payment of sales or use taxes which may become due for failure to comply with the provisions of the Tax Code: Limited Sales, Excise, and Use Tax Act; Municipal Sales and Use Tax Act; Sales and Use Taxes for Special Purpose Taxing Authorities; County Sales and Use Tax Act; County Health Services Sales and Use Tax; The Texas Health and Safety Code; Special Provisions Relating to Hospital Districts, Emergency Services Districts, and Emergency Services Districts in counties with a population of 125,000 or less.

I understand that it is a criminal offense to give an exemption certificate to the seller for taxable items that I know, at the time of purchase, will be used in a manner other than that expressed in this certificate and, depending on the amount of tax evaded, the offense may range from a Class C misdemeanor to a felony of the second degree.

sign here	Purchaser <i>David Bright</i>	Title Assist. Supt.	Date 8/25/10
-----------	----------------------------------	-------------------------------	------------------------

NOTE: This certificate cannot be issued for the purchase, lease, or rental of a motor vehicle.
THIS CERTIFICATE DOES NOT REQUIRE A NUMBER TO BE VALID.
Sales and Use Tax "Exemption Numbers" or "Tax Exempt" Numbers do not exist.

This certificate should be furnished to the supplier. Do not send the completed certificate to the Comptroller of Public Accounts.

Agenda Item Summary Sheet (4 B.6)
Meeting Date: September 21, 2010
Submitted by: Mark Pool, Superintendent

Information Only

**Consent Agenda:
Business and Support
Services**

Review of Monthly Financial Reports for Month of August

Summary

Although there is no statutory or policy requirement for the Board to do so, reviewing the Monthly Financial Report is a good practice for the Board to follow in overseeing the management of the District.

The report provides the Board with a current comparison of actual revenue and expenditures to the budget adopted for the General Fund.

The Tax Collections Report provides the Board with the District's current tax collections for the fiscal year.

The Cash Flow Report provides the Board with both a historical and current perspective of the District's monthly cash flow.

ECISD Board Policy

None.

Effective Date

August 31, 2010

Previous Board Action

Approval of 2009-2010 General Operating Budget on August 25, 2009.

Future Action Expected

The Board will review the monthly financial statements at each regular monthly board meeting.

**Background Information and
Significant Issues**

The audited fund balance in the General Fund (Fund 199 only) on August 31, 2009 was \$5,951,953, which is 21.25% of the approved General Fund operating expenditures (as defined in the AEIS Report) of \$28,005,136.

Fund balance designated for replacement of artificial turf at Ricebird Stadium is \$100,000, leaving an undesignated fund balance of \$5,851,953; or 20.89% of the approved General Fund operating expenditures (as defined in the AEIS Report).

The undesignated fund balance currently exceeds the 20% goal by \$250,925.80.

Fiscal Impact

None.

Student and Public Benefit

Closely monitoring actual revenue and expenditures as compared to the adopted budget each month helps to ensure the efficient use of public funds.

Procedural and Reporting Implications None.

Public Comments None.

Alternatives None.

Other Comments and Related Issues

Financial Report. In the General Operating Fund, we have received 100.10% of our amended revenue projections; and expended 98.92% of our amended expenditure estimates.

Compared to the same time last year, our revenue decreased by \$110,205 and our expenditures increased by \$1,427,152.

	2005-2006		2006-2007		2007-2008		2008-2009		2009-2010	
	Rev	Exp	Rev	Exp	Rev	Exp	Rev	Exp	Rev	Exp
Sep	8.44%	7.99%	8.49%	8.16%	19.97%	10.32%	20.59%	11.53%	10.41%	10.59%
Oct	17.30%	15.60%	16.45%	15.08%	36.50%	17.60%	36.88%	17.18%	19.64%	17.92%
Nov	25.28%	23.16%	25.79%	22.03%	40.10%	24.60%	39.46%	24.10%	26.01%	25.17%
Dec	43.50%	30.11%	39.14%	28.13%	55.32%	32.30%	52.68%	31.52%	38.96%	32.11%
Jan	66.11%	37.91%	71.88%	35.58%	75.42%	42.30%	73.77%	38.60%	57.38%	39.07%
Feb	79.68%	46.35%	77.49%	46.72%	83.18%	51.98%	79.39%	48.85%	68.68%	50.45%
Mar	83.48%	53.54%	79.75%	53.89%	85.20%	58.88%	81.29%	55.83%	70.62%	58.65%
Apr	85.72%	60.43%	84.35%	61.00%	86.78%	66.91%	82.79%	62.87%	75.39%	65.99%
May	95.97%	69.63%	87.88%	68.32%	89.07%	76.81%	84.31%	69.96%	79.21%	72.77%
Jun	97.50%	76.64%	92.93%	75.96%	90.38%	82.81%	86.04%	77.28%	85.20%	80.00%
Jul	98.80%	83.10%	98.46%	84.97%	91.72%	88.08%	87.23%	85.52%	91.73%	85.63%
Aug	100.16%	97.42%	100.20%	98.95%	100.03%	99.34%	99.94%	98.05%	100.10%	98.92%

Tax Collection Report. Our beginning tax levy of \$13,314,729 has been adjusted by -\$147,773 giving us a new adjusted levy of \$13,166,956; and we have currently collected \$12,794,273 which amounts to 97.17% of the adjusted levy. This leaves an uncollected balance of \$372,684.

Delinquent collections YTD are \$252,039 plus \$208,468 in penalty and interest.

	2004-2005	2005-2006	2006-2007	2007-2008	2008-2009	2009-2010
Oct	1.82%	0.06%	0.048%	0.01%	0.00%	0.00%
Nov	9.09%	6.81%	6.67%	5.07%	2.58%	0.44%
Dec	37.75%	40.15%	29.49%	38.76%	32.28%	30.01%
Jan	86.24%	82.47%	86.80%	85.29%	81.82%	73.71%
Feb	93.92%	92.59%	94.40%	93.58%	93.04%	92.80%
Mar	94.82%	95.44%	95.38%	94.44%	94.06%	94.60%
Apr	95.31%	95.68%	96.11%	95.13%	94.97%	95.27%
May	95.89%	96.54%	96.69%	95.78%	95.61%	95.84%
Jun	97.30%	97.04%	97.40%	96.55%	96.69%	96.50%
Jul	97.30%	97.19%	97.64%	96.87%		96.83%
Aug	97.48%	97.59%	97.81%	97.15%	97.48%	97.17%
Sep	97.51%	97.69%	97.97%	97.31%	97.60%	

Cash Flow Report. The following spreadsheet shows the actual cash flow compared to the projected (historical) cash flow for the month.

Fiscal Year	Month			Year-to-Date		
	2008-2009	2009-2010	Difference	2008-2009	2009-2010	Difference
Revenue	\$4,459,444	\$3,262,139	(\$1,197,305)	\$32,442,791	\$32,332,586	(\$110,205)
Expenditures	\$4,044,768	\$5,255,883	\$1,211,115	\$31,144,448	\$32,571,602	\$1,427,154
Summary	\$414,676	(\$1,993,744)	(\$2,408,420)	\$1,298,343	(\$239,016)	(\$1,537,359)

Attachments

- Monthly Financial Report – August 31, 2010
- Tax Collection Recap 2009-2010
- Cash Flow Report 2009-2010

Contact Person(s)

David Bright, Assistant Superintendent of Finance and Operations

Action Required

No Action Required.

Superintendent's Recommendation

This is an information report only.

Mark Pool, Superintendent of Schools

**EL CAMPO INDEPENDENT SCHOOL DISTRICT
MONTHLY FINANCIAL REPORT
September 21, 2010**

**Comparison of Revenue and Expenditures
to the Budget for the General Operating Fund
9-1-09 to 8-31-10**

ESTIMATED REVENUE:

	<i>Original Budget</i>	<i>Amended Budget</i>	<i>Revenue Realized</i>	<i>Revenue Balance</i>
<i>Local:</i>	\$14,121,607	\$14,196,210	\$14,222,988	\$26,778
<i>State:</i>	\$17,427,522	\$16,560,870	\$16,557,025	(\$3,845)
<i>Federal:</i>	\$1,104,861	\$1,375,400	\$1,385,323	\$9,923
<i>Other Resources:</i>	\$0	\$167,000	\$167,251	\$251
<i>Total:</i>	\$32,653,990	\$32,299,480	\$32,332,587	\$33,107

ESTIMATE EXPENDITURES:

<i>Original Budget</i>	<i>Amended Budget</i>	<i>Expended</i>	<i>Outstanding Encumbrances</i>	<i>Expenditures Year to Date</i>	<i>Balance for Year</i>
\$32,307,585	\$32,927,535	\$32,571,601	\$0	\$32,571,601	\$355,934

COMPARISONS TO AUGUST 31 OF PRIOR YEAR:

	<i>2008-2009</i>	<i>2009-2010</i>	<i>Increase/ Decrease</i>
<i>Revenues:</i>	\$32,442,792	\$32,332,587	(\$110,205)
<i>Expenditures:</i>	\$31,144,449	\$32,571,601	\$1,427,152
<i>Cash Position:</i>	\$6,803,025	\$7,449,457	\$646,432

PRIOR MONTH CASH POSITION as of 7/31/10: \$8,827,294

GENERAL FUND - FUND BALANCE	GENERAL OPERATING	FUND BALANCE	% of OPERATING	
GENERAL FUND - FUND BALANCE as of 8-31-05:	\$20,330,010	\$6,825,620	33.57%	
GENERAL FUND - FUND BALANCE as of 8-31-06:	\$21,109,405	\$7,050,993	33.40%	
GENERAL FUND - FUND BALANCE as of 8-31-07:	\$23,517,713	\$9,759,144	41.50%	
GENERAL FUND - FUND BALANCE as of 8-31-08:	\$25,318,724	\$4,676,422	18.47%	
GENERAL FUND - FUND BALANCE as of 8-31-09:	\$28,005,136	\$5,951,953	21.25%	
GENERAL FUND - FUND BALANCE as of 8-31-10:	\$28,851,273	\$5,975,225	20.71%	Unaudited

See page 2 for BUDGET AMENDMENTS:

NOTE: Cash Position includes Local, State, and Federal Funds. Does not include Capital Projects.

BUDGET AMENDMENTS:

Appropriate Prior Year (2008-09) High School Allotment fund balance	\$203,766
Purchase dishwashers- from Food Service Fund Balance	\$51,000
Appropriate Technology - E-rate	\$65,000
Transfer to Fund 266 - Stimulus Funds	-\$482,896
Purchase Band Uniforms- from General Fund Balance	\$57,063
Purchase 2 Steamers for Cafeterias- from Food Service Fund Balance	\$32,000
Install new High School Auditorium Roof- from General Fund Balance	\$109,400
Pay Architectural Services for Myatt Restroom Project- from General Fund Balance	\$15,000
Replace High School Gym Floor & Bleachers- from General Fund Balance	\$220,100
Replace Freezer/Cooler at Northside Campus- from Food Service Fund Balance	\$158,700

**EL CAMPO INDEPENDENT SCHOOL DISTRICT
TAX COLLECTION RECAP
2009 - 2010**

Reporting Period	Beginning Levy	Adjustments	Adjusted Levy	Current Tax Year Collections	% Collected	% Collected Prior Year	Delinquent Collections	Penalty & Interest	Total Collections	Current Tax Year Uncollected
Monthly Recap										
October-09			\$0	0	0.00%	0.00%	\$42,130	\$16,087	\$58,217	
November-09	\$13,314,729	-\$22,709	\$13,292,020	58,799	0.44%	2.58%	\$21,388	\$9,495	\$89,682	
December-09	\$13,314,729	-\$22,725	\$13,292,004	3,929,623	29.56%	29.69%	\$32,377	\$17,002	\$3,979,002	
January-10	\$13,314,729	-\$102,880	\$13,211,849	5,679,235	42.99%	49.52%	\$19,447	\$15,153	\$5,713,835	
February-10	\$13,314,729	-\$102,542	\$13,212,187	2,593,565	19.63%	11.21%	\$33,687	\$26,814	\$2,654,065	
March-10	\$13,314,729	-\$105,688	\$13,209,041	234,342	1.77%	0.98%	\$24,975	\$33,302	\$292,619	
April-10	\$13,314,729	-\$105,688	\$13,209,041	88,767	0.67%	0.91%	\$29,021	\$24,968	\$142,756	
May-10	\$13,314,729	-\$112,780	\$13,201,949	68,282	0.52%	0.64%	\$15,468	\$16,614	\$100,364	
June-10	\$13,314,729	-\$122,055	\$13,192,674	78,280	0.59%	1.07%	\$15,007	\$20,923	\$114,210	
July-10	\$13,314,729	-\$122,067	\$13,192,662	44,037	0.33%	0.50%	\$8,191	\$11,222	\$63,451	
August-10	\$13,314,729	-\$147,773	\$13,166,956	19,343	0.15%	0.21%	\$10,348	\$16,888	\$46,580	
Year To Date				12,794,273	97.17%	97.48%	\$252,039	\$208,468	\$13,254,780	\$372,684

EL CAMPO INDEPENDENT SCHOOL DISTRICT
Cash Flow
2009-2010

199	GENERAL FUND	Actual Sep-09	Actual Oct-09	Actual Nov-09	Actual Dec-09	Actual Jan-10	Actual Feb-10	Actual Mar-10	Actual Apr-10	Actual May-10	Actual Jun-10	Actual Jul-10	Actual Aug-09	Actual Aug-10	2008-09 Totals	
REVENUE:																
5700	Local Revenue:															
5711	Taxes Current Year	14,181	0	51,429	3,437,085	4,967,402	2,268,489	204,970	77,641	59,724	68,468	38,517	23,876	16,918	11,050,425	
5712	Taxes Prior Years	15,950	37,817	19,398	29,097	17,543	29,999	22,641	26,131	13,875	13,790	7,416	15,471	9,472	269,554	
5719	Pen, Int, & Other	11,564	14,803	8,759	15,941	15,319	23,983	29,960	22,777	15,015	18,942	10,095	13,457	15,348	218,054	
5720	Service to Other LEAs	0	0	0	0	0	0	0	0	0	0	0	0	654	3,090	
5730	Tuition and Fees	0	0	0	0	0	0	0	0	0	0	0	4,100	3,735	4,100	
5740	Other Local Sources	7,704	9,801	96,814	12,934	32,322	24,300	14,674	21,649	11,496	13,458	5,111	628,133	136,020	908,268	
5750	Co/Curr Activities	25,437	12,631	76,155	-35,667	1,715	2,837	3,314	4,752	1,439	0	6,591	6,869	15,879	76,484	
	Total Local Rev:	74,836	75,053	252,555	3,459,390	5,034,301	2,349,608	275,558	152,950	101,549	114,659	67,731	691,906	198,027	12,529,975	
5800	State Revenue:															
5811	Available School Fund	0	63,207	3,712	18,562	29,347	29,347	3,712	7,425	75,081	109,293	1,419	148,301	38,602	826,392	
5812	Foundation Entitlement	3,164,525	2,475,854	1,333,393	23,737	0	0	0	931,826	704,601	1,417,200	1,842,727	3,198,143	2,544,070	14,232,949	
5812	Founda Ent-Prior Yr	0	0	0	0	0	0	0	38,355	0	0	0	0	118,073		
5819	LEP Student Success Init	0	0	0	0	0	0	0	0	0	0	0	11,996	0		
5820	Misc State Program Rev	0	0	3,599	0	0	0	0	0	0	0	952	4,298	2,265		
5831	TRS On-Behalf	103,972	105,809	106,303	106,641	109,679	109,481	109,050	108,870	108,979	110,164	109,099	162,259	163,254	1,287,875	
	Total State Rev:	3,268,497	2,644,870	1,447,007	148,940	139,026	138,828	112,762	1,048,121	927,016	1,636,657	1,954,197	3,524,996	2,748,191	16,485,289	
5900	Federal Revenue:															
5930	Federal	0	0	151,085	4,896	0	0	4,997	0	0	6,223	0	5,600	6,449	17,123	
	Total Federal Rev:	0	0	151,085	4,896	0	0	4,997	0	0	6,223	0	5,600	6,449	17,123	
7900	Other Res/Non-Oper															
	Other Res/Non-Oper	0	0	0	0	0	0	0	0	0	0	0	81,771	167,251	81,788	
	Total Other Res:	0	0	0	0	0	0	0	0	0	0	0	81,771	167,251	81,788	
	Total Revenue:	3,343,333	2,719,922	1,850,646	3,613,225	5,173,327	2,488,437	393,317	1,201,071	1,028,565	1,757,538	2,021,928	4,304,273	3,119,917	29,114,175	
EXPENDITURES:																
6000	Expenditures:															
6100	Payroll Costs	1,248,063	1,880,754	1,911,417	1,866,025	1,856,130	1,875,525	1,884,363	1,852,478	1,893,143	1,881,247	1,846,362	2,383,121	2,534,729	21,695,532	
6200	Contracted Services	93,596	205,034	198,172	265,248	217,419	229,022	274,231	127,185	158,071	239,653	184,252	362,249	577,164	2,762,933	
6300	Supplies & Materials	107,259	187,257	134,109	86,296	113,956	109,979	105,046	137,664	167,781	58,747	42,968	148,232	194,293	1,566,045	
6400	Other Operating	41,807	40,519	33,642	29,700	35,494	72,627	43,187	35,023	37,906	267,788	100,247	64,857	36,165	1,158,292	
6500	Debt Services	0	0	500	0	0	272,625	0	0	500	0	0	57,625	52,438	336,335	
6600	Capital Outlay	75,435	125,670	0	0	28,549	3,441	2,097	122	0	298	22,692	-33,015	381,080	337,828	
8900	Other Uses/Non Operating	0	0	0	0	0	0	0	0	0	0	0	0	0	75,542	
	Total Expenditures:	1,566,160	2,439,234	2,277,840	2,247,269	2,251,547	2,563,220	2,308,925	2,152,472	2,257,401	2,447,733	2,196,520	2,983,069	3,775,868	27,932,508	
	ENDING BALANCE	1,777,172	280,688	-427,194	1,365,957	2,921,780	-74,783	-1,915,608	-951,401	-1,228,836	-690,194	-174,592	1,321,204	-655,951	1,181,667	
	GF FB as of 8/31/09	5,748,187														
		7,525,359	7,806,046	7,378,852	8,744,809	11,666,589	11,591,806	9,676,198	8,724,797	7,495,961	6,805,767	6,631,175	7,952,379	5,975,224		

197	HS ALLOTMENT	Actual Sep-09	Actual Oct-09	Actual Nov-09	Actual Dec-09	Actual Jan-10	Actual Feb-10	Actual Mar-10	Actual Apr-10	Actual May-10	Actual Jun-10	Actual Jul-10	Actual Aug-09	Actual Aug-10	2008-09 Totals
REVENUE:															
5800	State Revenue:														
5812	HS Allotment	0	107,521	25,418	0	0	0	0	135,456	0	0	0	0	0	0
	Total State Rev:	0	107,521	25,418	0	0	0	0	135,456	0	0	0	0	0	0
EXPENDITURES:															
6000	Expenditures:														
6100	Payroll Costs	7,348	7,087	8,654	7,657	7,750	8,513	8,986	9,082	30,998	18,228	6,870	0	14,743	0
6200	Contracted Services	0	2,500	0	25,318	0	16,637	0	0	2,220	0	5,700	0	12,088	0
6300	Supplies & Materials	0	59,727	11,685	0	0	6,250	0	7,296	6,503	0	5,665	0	3,948	0
6400	Other Operating	0	0	190	0	0	0	0	0	0	0	1,219	0	2,049	0
8900		0	0	0	0	0	0	0	0	0	0	0	0	167,251	0
	Total Expenditures:	7,348	69,314	20,528	32,975	7,750	31,400	8,986	16,378	39,721	18,228	19,453	0	200,079	0
	ENDING BALANCE	-7,348	30,859	35,750	2,774	-4,976	-36,376	-45,362	73,715	33,994	15,766	-3,687	0	-203,766	

240	FOOD SERVICE	Actual Sep-09	Actual Oct-09	Actual Nov-09	Actual Dec-09	Actual Jan-10	Actual Feb-10	Actual Mar-10	Actual Apr-10	Actual May-10	Actual Jun-10	Actual Jul-10	Actual Aug-09	Actual Aug-10	2008-09 Totals
REVENUE:															
5700	Local Revenue:														
	Earnings from Temp Dep			2,288	0	0	2,200	0	0	2,263	0	0	2,916	1,928	11,415
	Foundation Revenue														
	Breakfast	9,317	9,105	9,159	6,368	11,525	10,365	8,204	8,572	6,689	601	0	6,766	7,680	93,864
	Lunch	21,413	23,918	19,762	13,634	20,784	21,363	19,088	19,930	15,490	1,489	15	16,279	14,805	195,290
	A La Carte	15,007	13,545	10,801	8,682	12,324	13,454	10,674	10,975	9,915	1,227	0	4,759	6,505	120,965
	Adult Lunches	0	0	0	0	0	0	0	0	0	0	0	0	0	0
	Catering/Vending	106	0	160	310	545	517	0	0	326	0	0	670	828	3,822
	Summer Food Service	0	0	0	0	0	0	0	0	0	199	210	0	0	403
	Total Local Rev:	<u>45,843</u>	<u>46,569</u>	<u>42,170</u>	<u>28,994</u>	<u>45,179</u>	<u>47,899</u>	<u>37,967</u>	<u>39,477</u>	<u>34,683</u>	<u>3,516</u>	<u>225</u>	<u>31,390</u>	<u>31,746</u>	<u>425,759</u>
5800	State Revenue														
5829	Misc St Program Rev.	0	0	0	0	0	0	9,822	0	0	0	0	0	0	10,105
5831	TRS On-Behalf Benefit	0	0	0	0	0	0	0	0	0	0	0	0	0	0
	Total State Rev:	<u>0</u>	<u>0</u>	<u>0</u>	<u>0</u>	<u>0</u>	<u>0</u>	<u>9,822</u>	<u>0</u>	<u>0</u>	<u>0</u>	<u>0</u>	<u>0</u>	<u>0</u>	<u>10,105</u>
5900	Federal Revenue														
5921	School Breakfast	0	30,215	32,999	27,756	21,454	29,212	31,365	28,470	32,044	29,317	5,456	6,819	8,104	235,861
5922	National School Lunch	0	96,247	102,412	80,679	64,888	91,047	97,523	86,348	95,965	87,282	17,536	25,093	32,335	726,080
5923	USDA Donated Com	5,799	5,799	6,332	5,799	5,799	5,799	5,799	5,799	5,799	5,799	5,799	23,299	6,016	93,019
5929	Fed Rev TEA-Sum Feed	0	0	0	0	0	0	0	0	0	0	7,976	3,365	4,709	19,067
	Total Federal Rev:	<u>5,799</u>	<u>132,261</u>	<u>141,743</u>	<u>114,234</u>	<u>92,141</u>	<u>126,058</u>	<u>134,687</u>	<u>120,617</u>	<u>133,808</u>	<u>122,398</u>	<u>36,767</u>	<u>58,576</u>	<u>51,164</u>	<u>1,074,027</u>
7900	Other Res/Non-Oper:														
7940	Other Res/Non-Oper	0	0	0	0	0	0	0	0	0	0	0	0	0	0
	Total Other Res:	<u>0</u>	<u>0</u>	<u>0</u>	<u>0</u>	<u>0</u>	<u>0</u>	<u>0</u>	<u>0</u>	<u>0</u>	<u>0</u>	<u>0</u>	<u>0</u>	<u>0</u>	<u>0</u>
	Total Revenue:	<u>51,641</u>	<u>178,829</u>	<u>183,912</u>	<u>143,228</u>	<u>137,320</u>	<u>173,957</u>	<u>182,476</u>	<u>160,094</u>	<u>168,490</u>	<u>125,914</u>	<u>36,992</u>	<u>89,965</u>	<u>82,910</u>	<u>1,509,892</u>
EXPENDITURES:															
6000	Expenditures:														
6100	Payroll & Benefits	33,976	47,704	50,672	47,049	46,454	48,305	48,938	48,523	50,227	48,736	42,814	54,108	58,574	523,711
6200	Contracted Services	380	380	126,502	99,509	93,554	149,600	97,723	96,972	85,234	0	127,189	32,289	44,211	809,554
6300	Supplies & Materials	5,799	5,826	5,889	5,831	6,015	5,865	5,906	5,861	5,853	5,799	5,841	24,142	-1,761	92,719
6400	Other Operating	18	50	42	63	10	14	219	27	29	150	26	0	128	687
6600	Capital Outlay	0	0	0	0	50,781	0	0	0	0	0	9,780	0	201,400	16,800
	Total Expenditures:	<u>40,172</u>	<u>53,959</u>	<u>183,104</u>	<u>152,452</u>	<u>196,815</u>	<u>203,783</u>	<u>152,785</u>	<u>151,383</u>	<u>141,343</u>	<u>54,685</u>	<u>185,651</u>	<u>110,539</u>	<u>302,551</u>	<u>1,443,471</u>
	ENDING BALANCE	11,469	136,340	137,148	127,924	68,429	38,604	68,294	77,004	104,152	175,381	26,722	66,421	-192,919	

511	DEBT SERVICE	Actual Sep-09	Actual Oct-09	Actual Nov-09	Actual Dec-09	Actual Jan-10	Actual Feb-10	Actual Mar-10	Actual Apr-10	Actual May-10	Actual Jun-10	Actual Jul-10	Actual Aug-09	Actual Jul-10	2008-09 Totals
REVENUE:															
5700	Local Revenue:														
5711	Taxes Current Year	2,074	0	7,370	492,538	711,833	325,076	29,372	11,126	8,558	9,812	5,520	3,492	2,424	1,615,679
5712	Taxes Prior Years	1,414	4,313	1,990	3,281	1,904	3,688	2,334	2,890	1,593	1,217	775	1,191	877	23,522
5719	Pen, Int, & Other	1,017	1,284	736	1,061	665	2,830	3,342	2,191	1,599	1,981	1,127	1,183	1,540	19,999
5742	Earnings Fm Temp Dep	292	311	308	416	1,136	1,166	1,346	1,342	1,408	0	1,447	1,065	602	16,360
	Total Local Rev:	4,798	5,908	10,403	497,295	715,538	332,760	36,395	17,549	13,158	13,010	8,868	6,931	5,443	1,675,560
5800	State Revenue:														
5829	St Rev Dist By TEA	0	0	10,827	0	0	0	0	0	0	0	0	58,275	53,869	143,165
	Total State Rev:	0	0	10,827	0	0	0	0	0	0	0	0	58,275	53,869	143,165
7900	Other Res/Non-Oper:														
7940	Other Res/Non-Oper Rev	0	0	0	0	0	0	0	0	0	1,381	0	0	0	0
	Total Other Res:	0	0	0	0	0	0	0	0	0	1,381	0	0	0	0
	Total Revenue:	4,798	5,908	21,230	497,295	715,538	332,760	36,395	17,549	13,158	14,391	8,868	65,206	59,312	1,818,725
EXPENDITURES:															
6000	Expenditures:														
6500	Debt Service														
6511	Bond Principal	0	0	0	0	0	295,000	0	0	0	0	0	420,000	460,000	700,000
6521	Interest on Bonds	0	0	0	0	0	523,284	0	0	0	0	0	531,159	517,384	1,067,569
6599	Other Debt Fees	0	0	500	0	0	0	400	0	0	0	0	0	0	900
	Total Expenditures:	0	0	500	0	0	818,284	400	0	0	0	0	951,159	977,384	1,768,469
	ENDING BALANCE	4,798	10,705	31,436	528,731	1,244,269	758,745	794,740	812,289	825,447	839,838	848,706	50,257	-69,367	
Total Approved Budget															
199, 197, 240, 511															
	TOTAL REVENUE	3,399,772	3,012,180	2,081,207	4,253,749	6,026,184	2,995,154	612,188	1,514,169	1,210,213	1,897,843	2,067,788	4,459,444	3,262,139	32,442,792
	TOTAL EXP	1,613,680	2,562,507	2,481,972	2,432,696	2,456,112	3,616,687	2,471,097	2,320,233	2,438,465	2,520,645	2,401,624	4,044,768	5,255,883	31,144,447
	ENDING BALANCE	1,786,091	2,235,764	1,834,999	3,656,052	7,226,125	6,604,592	4,745,683	3,939,619	2,711,367	2,088,565	1,754,729	1,298,345	-239,014	

Agenda Item Summary Sheet (04 B.7)
Meeting Date: September 21, 2010
Submitted by: Mark Pool, Superintendent

Information Only

Consent Agenda: Business and Support Services

Quarterly Investment Report

Summary

According to the *Texas Government Code § 2256.023(a)*, *Not less than quarterly, the investment officer shall prepare and submit to the governing body of the entity a written report of investment transactions for all funds covered by this chapter for the preceding reporting period.*

This information is taken from the Public Funds Investment Act.

ECISD Board Policy

CDA (LEGAL), OTHER REVENUES: INVESTMENTS, QUARTERLY REPORTS

Effective Date

August 31, 2010

Previous Board Action

Board reviews *Quarterly Investment Reports* in September, December, March, and June.

Future Action Expected

Next review, December 2010

Background Information and Significant Issues

None.

Fiscal Impact

None.

Student and Public Benefit

Closely monitoring district investments ensures the efficient use of public funds.

Procedural and Reporting Implications

None.

Public Comments

None.

Alternatives	None.
Other Comments and Related Issues	None.
Attachments	<ul style="list-style-type: none">• <i>ECISD Quarterly Financial Report for Quarter Ending August 31, 2010</i>
Contact Person(s)	David Bright, Assistant Superintendent of Finance and Operations
Action Required	No Action Required. This is an information report only.
Superintendent's Recommendation	Information only. Mark Pool, Superintendent of Schools



ECISD QUARTERLY INVESTMENT REPORT

For Quarter Ending
August 31, 2010

Submitted September 21, 2010
ECISD Board Meeting

Prepared by David Bright,
Assistant Superintendent for Finance

El Campo Independent School District
Quarterly Report of Investment Activity
Quarter Ending August 31, 2010

Introduction

House Bill 2459, which was passed during the 1995 legislative session, amended a section of the Education Code dealing with investments. Code Section 2256.023 as amended requires that the Investment Officer of the District prepare a report of investment activity and position on a quarterly basis. The report that follows covers the period **June 1, 2010 to August 31, 2010.**

Investment Strategy for all Funds

The goal of the investment program is to maximize financial returns within current market conditions in accordance with Board Policy CDA (LEGAL) and CDA (LOCAL). All legal, authorized investments shall have sufficient liquidity to meet anticipated cash flow requirements, projected on a weekly, monthly, and annual basis. Investments should not exceed one (1) year in final, stated maturity. Only investments authorized by Board Policy CDA (LEGAL) and CDA (LOCAL) will be purchased. Investments should be purchased with the intent of holding until maturity.

Investment Activity for the Quarter Ending August 31, 2010

Interest from checking accounts at Prosperity Bank totaled:	\$33,038.39
Interest earned at TexPOOL for the quarter totaled:	21.33
Interest earned at TexSTAR for the quarter totaled:	<u>2.32</u>
Total interest earned for the Quarter Ending August 31, 2010, was:	\$33,062.54

Diversification of Funds

As a part of the investment policy adopted by the Board, a written investment strategy is required which must describe the investment objective for each fund. One of the priorities listed in Board policy concerns diversification of the investment portfolio. As of August 31, 2010, the District's portfolio held \$7,406,769.57 or 99.43% of available funds with Prosperity Bank, \$38,105.63 or .51% with TexPOOL, and \$4,582.11 or .06% with TexSTAR. The portfolio balance as of August 31, 2010, was \$7,449,457.31.

Collateral

In order to protect the District from risk of loss related to uninsured cash balances, the District's depository bank pledges collateral to the District in the form of government securities. On August 31, 2010, securities pledged by the Prosperity State Bank to El Campo ISD had an estimated market value of \$12,784,035.95. With FDIC insurance the District has adequate collateral.


Investment Position at August 31, 2010

The attached report details the ending cash and investment balances for each of the past three months. Interest earned is posted to the General Ledger on a monthly basis.


Investment Officers' Certification

I hereby certify that the following information to the best of my knowledge is a true and accurate description of the investment portfolio of the El Campo Independent School District for the period ending August 31, 2010. All investments are in compliance with the Public Funds Investment Act (HB2459) and local investment policies.


Respectfully Submitted,



Joyce Supak
Investment Officer
El Campo Independent School District



Mark Pool
Superintendent
El Campo Independent School District



David Bright
Assistant Superintendent for Finance
El Campo Independent School District

**EL CAMPO INDEPENDENT SCHOOL DISTRICT
 QUARTERLY CASH & INVESTMENT REPORT
 June 1, 2010 to August 31, 2010**

Prosperity Bank

Bank Account Balances - Month End	June 10	July 10	Aug 10
Money Market Account	\$4,554,965.47	\$6,062,338.79	\$6,048,974.50
General Fund	\$2,895,928.87	\$1,217,884.69	\$1,214,077.04
General Fund - Investment Account	\$5,426.61	\$5,838.43	\$5,846.36
Payroll	\$36,478.39	\$428,994.64	\$38,430.50
Interest & Sinking	\$1,056,476.23	\$1,069,557.66	\$99,441.17
Total	\$8,549,275.57	\$8,784,614.21	\$7,406,769.57

Prosperity Bank

Interest Earned	June 10	July 10	Aug 10
Money Market Account	\$6,332.45	\$7,373.32	\$7,612.48
General Fund	\$2,561.04	\$2,046.00	\$1,557.86
General Fund - Investment Account	\$6.34	\$7.73	\$7.93
Payroll	\$927.41	\$734.33	\$442.52
Interest & Sinking	\$1,381.06	\$1,446.54	\$601.38
Total	\$11,208.30	\$11,607.92	\$10,222.17

Investment Pools

Investment Balances - Month End	June 10	July 10	Aug 10
TexPool General Fund Investment Account	\$3,034.02	\$3,034.64	\$3,035.26
TexPool Family Crisis Fund	\$35,056.84	\$35,063.56	\$35,070.37
TexSTAR General	\$3,482.39	\$3,482.98	\$3,483.62
TexSTAR Debt Service	\$1,098.10	\$1,098.29	\$1,098.49
Total	\$42,671.35	\$42,679.47	\$42,687.74

Investment Pools

Investment Interest Earned	June 10	July 10	Aug 10
TexPool General Fund Investment Account	\$0.59	\$0.62	\$0.62
TexPool Family Crisis Fund	\$5.97	\$6.72	\$6.81
TexSTAR General	\$0.53	\$0.59	\$0.64
TexSTAR Debt Service	\$0.17	\$0.19	\$0.20
Total	\$7.26	\$8.12	\$8.27

Comparison of Interest Rates

Average Monthly Rate:	Prosperity	TexPool	TexStar	T-Bill
	All Accounts			
Sep-09	1.61%	0.2822	0.2629	0.1180
Oct-09	1.61%	0.2095	0.2095	0.0690
Nov-09	1.61%	0.2112	0.1986	0.0440
Dec-09	1.61%	0.2090	0.1888	0.0460
Jan-10	1.61%	0.1630	0.1604	0.0560
Feb-10	1.61%	0.1512	0.1453	0.1010
Mar-10	1.61%	0.1577	0.1552	0.1460
Apr-10	1.61%	0.1662	0.1721	0.1590
May-10	1.61%	0.1935	0.1838	0.1560
Jun-10	1.61%	0.2078	0.1860	0.1190
Jul-10	1.61%	0.2259	0.1992	0.1550
Aug-10	1.61%	0.2279	0.2153	0.0000



Monthly Newsletter - August 2010

Performance

As of August 31, 2010

Current Invested Balance	\$4,898,435,591.73
Weighted Average Maturity (1)	52 Days
Weighted Average Maturity (2)	83 Days
Net Asset Value	1.000142
Total Number of Participants	715
Management Fee on Invested Balance	0.05%*
Interest Distributed	\$1,130,447.67
Management Fee Collected	\$211,285.94
% of Portfolio Invested Beyond 1 Year	3.64%
Standard & Poor's Current Rating	AAAm

August Averages

Average Invested Balance	\$5,026,439,570.04
Average Monthly Yield, on a simple basis	0.2153%
Average Weighted Average Maturity (1)*	49 Days
Average Weighted Average Maturity (2)*	81 Days

Definition of Weighted Average Maturity (1) & (2)

(1) This weighted average maturity calculation uses the SEC Rule 2a-7 definition for stated maturity for any floating rate instrument held in the portfolio to determine the weighted average maturity for the pool. This Rule specifies that a variable rate instrument to be paid in 397 calendar days or less shall be deemed to have a maturity equal to the period remaining until the next readjustment of the interest rate.

(2) This weighted average maturity calculation uses the final maturity of any floating rate instruments held in the portfolio to calculate the weighted average maturity for the pool.

* The maximum management fee authorized for the TexSTAR Cash Reserve Fund is 12 basis points. This fee may be waived in full or in part in the discretion of the TexSTAR co-administrators at any time as provided for in the TexSTAR Information Statement.

Rates reflect historical information and are not an indication of future performance.

New Participants

We would like to welcome the following entities who joined the TexSTAR program in August:

★ Big Spring ISD

★ City of Fulshear

★ Idalou ISD

Holiday Reminder

Please note that in observance of the Columbus Day holiday, **TexSTAR will be closed Monday, October 11, 2010**. All ACH transactions initiated on Friday, October 8th will settle on Tuesday, October 12th.

This is an unusual holiday where the investment markets are closed but the banks are open. Please plan accordingly for your liquidity needs.

Economic Commentary

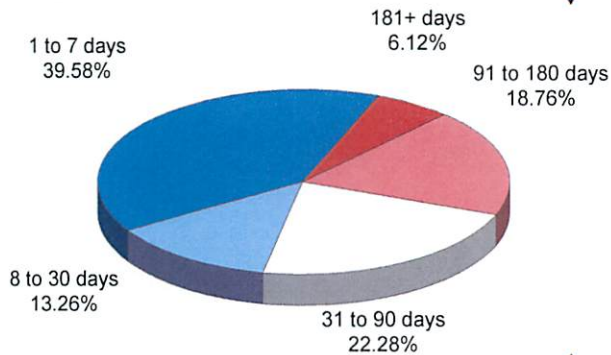
After over two months of continually disappointing U.S. economic data, the negative momentum appears to have begun to abate. Consumer confidence stopped declining and/or increasing in August. Improvement in the savings rate suggests that the rise in incomes at the beginning of this year corresponded to an improvement in household balance sheets. Although a high savings rate detracts from short-term spending, it should ultimately lead to spending in the long run. Labor growth remains anemic but fears of a renewed retrenchment in the labor market are lessening. While private payrolls continue to grow at a slow pace, some of the leading employment indicators such as hours worked and temporary hiring continue to remain resilient. With a record low existing homes sold in July, it has become apparent that the homebuyer tax credit did more to bring forward purchases of homes rather than to stimulate a longer-lasting wave of new purchases. Home affordability measures and current mortgage rates continue to entice buyers and increase interest in mortgage refinancing. However, despite the desire to refinance, credit conditions remain tight and the ability to refinance is limited. With numerous challenges to the U.S. economy, the data that is to be released through the remainder of the third quarter remains fraught with more uncertainty than usual. Central questions that remain include whether or not manufacturing-led strength in equipment and software investment will translate into hiring in the coming months and whether the rise in the savings rate over the past quarter will reduce the headwinds to consumption sufficiently to create strong final demand. It is highly likely that the unemployment gap will remain elevated for several years and that wage growth will remain low. The Fed, in response to the recent declines in investor sentiment and fundamental data, has shifted its approach. Whereas the Fed had been managing expectations by focusing on how it will oversee its balance sheet in a tightening cycle, today the emphasis is on communicating the means by which it can further stimulate the economy. The Fed remains committed to providing further stimulus if necessary, but is currently looking past some of the recent downward distortions in the economic data and is awaiting the stimulative effects of monetary policy to influence consumer sentiment and spending in roughly three to six months.

This information is an excerpt from an economic report dated August 2010 provided to TexSTAR by JP Morgan Asset Management, Inc., the investment manager of the TexSTAR pool.

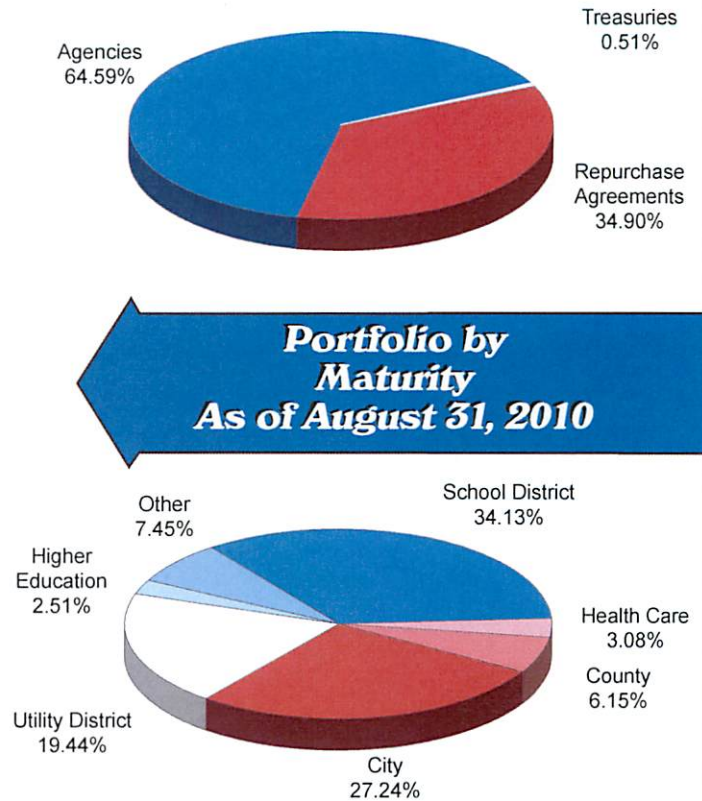
For more information about TexSTAR, please visit our web site at www.texstar.org.

Information at a Glance

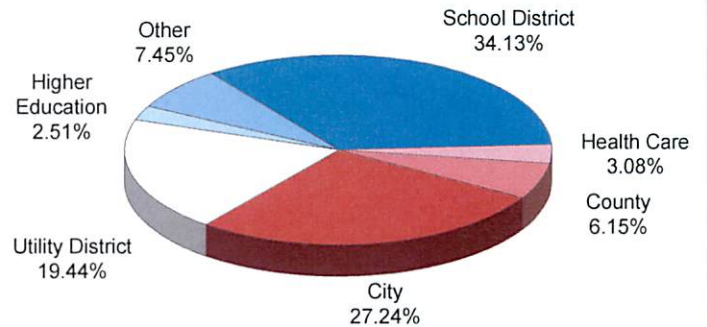
Portfolio by Type of Investment As of August 31, 2010



Distribution of Participants by Type As of August 31, 2010



Portfolio by Maturity As of August 31, 2010



Historical Program Information

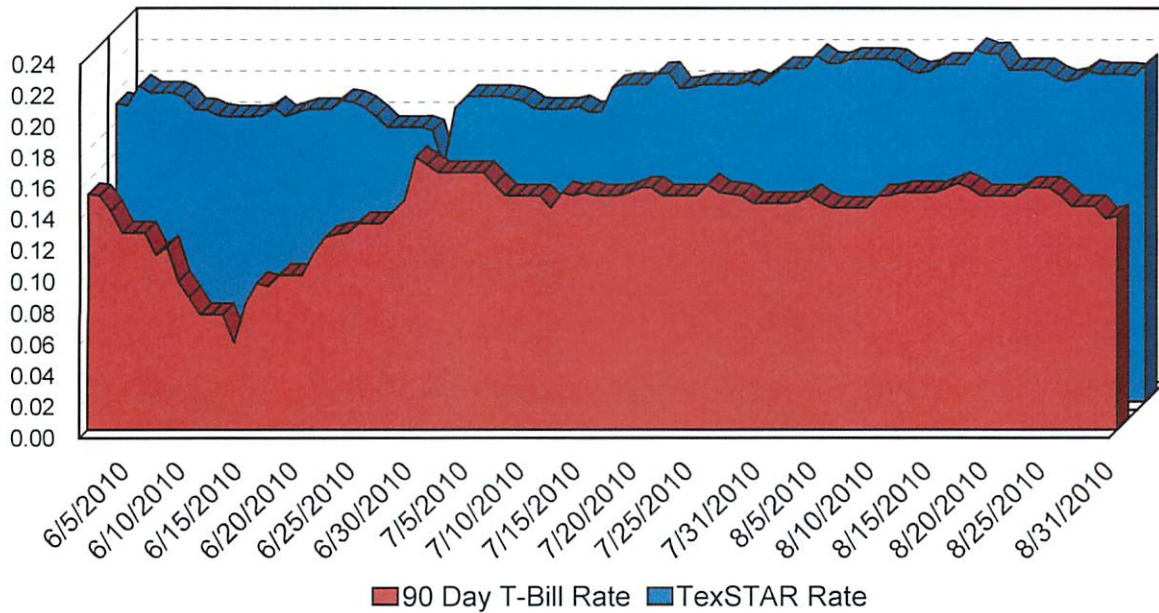
Month	Average Rate	Book Value	Market Value	Net Asset Value	WAM (1)*	WAM (2)*	Number of Participants
Aug 10	0.2153%	\$4,898,435,591.73	\$ 4,899,135,875.31	1.000142	49	81	715
Jul 10	0.1992%	4,973,684,902.13	4,974,288,088.24	1.000117	43	71	712
Jun 10	0.1860%	5,156,538,488.97	5,157,298,475.17	1.000147	44	72	712
May 10	0.1838%	5,182,297,968.35	5,182,789,855.09	1.000094	47	74	711
Apr 10	0.1721%	5,339,490,225.82	5,339,710,431.56	1.000035	51	80	710
Mar 10	0.1552%	5,631,610,152.45	5,632,064,660.25	1.000080	52	75	705
Feb 10	0.1453%	6,054,214,913.66	6,054,862,055.15	1.000106	46	68	704
Jan 10	0.1604%	5,840,134,270.14	5,841,215,764.12	1.000185	44	62	702
Dec 09	0.1888%	5,407,637,704.81	5,408,888,081.88	1.000223	49	69	701
Nov 09	0.1986%	5,098,729,406.85	5,100,566,153.33	1.000360	53	73	699
Oct 09	0.2095%	5,268,497,948.76	5,270,536,424.50	1.000384	49	71	696
Sep 09	0.2629%	5,340,224,912.87	5,342,464,587.80	1.000419	48	71	695

Portfolio Asset Summary as of August 31, 2010

	Book Value	Market Value
Uninvested Balance	\$ 756.76	\$ 756.76
Accrual of Interest Income	505,833.52	505,833.52
Interest and Management Fees Payable	(1,168,775.51)	(1,168,775.51)
Payable for Investment Purchased	0.00	0.00
Repurchase Agreements	1,710,065,000.00	1,710,065,000.00
Government Securities	3,189,032,776.96	3,189,733,060.54
Total	\$ 4,898,435,591.73	\$ 4,899,135,875.31

Market value of collateral supporting the Repurchase Agreements is at least 102% of the Book Value. The portfolio is managed by J.P. Morgan Chase & Co. and the assets are safekept in a separate custodial account at the Federal Reserve Bank in the name of TexSTAR. The only source of payment to the Participants are the assets of TexSTAR. There is no secondary source of payment for the pool such as insurance or guarantee. Should you require a copy of the portfolio, please contact TexSTAR Participant Services.

TexSTAR versus 90-Day Treasury Bill



This material is for information purposes only. This information does not represent an offer to buy or sell a security. The above rate information is obtained from sources that are believed to be reliable; however, its accuracy or completeness may be subject to change. The TexSTAR management fee may be waived in full or in part at the discretion of the TexSTAR co-administrators and the TexSTAR rate for the period shown reflects waiver of fees. This table represents investment performance/return to the customer, net of fees, and is not an indication of future performance. An investment in the security is not insured or guaranteed by the Federal Deposit Insurance Corporation or any other government agency. Although the issuer seeks to preserve the value of an investment at \$1.00 per share, it is possible to lose money by investing in the security. Information about these and other program details are in the fund's Information Statement which should be read carefully before investing. The yield on the 90-Day Treasury Bill ("T-Bill Yield") is shown for comparative purposes only. When comparing the investment returns of the TexSTAR pool to the T-Bill Yield, you should know that the TexSTAR pool consist of allocations of specific diversified securities as detailed in the respective Information Statements. The T-Bill Yield is taken from Bloomberg Finance L.P. and represents the daily closing yield on the then current 90-day T-Bill.

Daily Summary for August 2010

Date	Mny Mkt Fund Equiv. [SEC Std.]	Daily Allocation Factor	TexSTAR Invested Balance	Market Value Per Share	WAM Days (1)*	WAM Days (2)*
8/1/2010	0.2140%	0.00005862	\$4,973,684,902.13	1.000117	47	81
8/2/2010	0.2225%	0.00006096	\$4,994,444,742.21	1.000122	46	80
8/3/2010	0.2174%	0.00005955	\$5,014,848,917.15	1.000119	45	79
8/4/2010	0.2170%	0.00005945	\$5,027,621,847.79	1.000127	47	80
8/5/2010	0.2199%	0.00006024	\$5,025,024,210.83	1.000124	47	81
8/6/2010	0.2200%	0.00006028	\$5,029,962,811.23	1.000106	45	79
8/7/2010	0.2200%	0.00006028	\$5,029,962,811.23	1.000106	45	79
8/8/2010	0.2200%	0.00006028	\$5,029,962,811.23	1.000106	45	79
8/9/2010	0.2191%	0.00006003	\$5,041,057,835.82	1.000107	45	79
8/10/2010	0.2138%	0.00005857	\$5,104,404,406.86	1.000103	45	78
8/11/2010	0.2111%	0.00005783	\$5,093,619,259.74	1.000111	45	77
8/12/2010	0.2125%	0.00005822	\$5,008,003,066.99	1.000123	50	83
8/13/2010	0.2167%	0.00005936	\$4,994,469,801.55	1.000123	49	82
8/14/2010	0.2167%	0.00005936	\$4,994,469,801.55	1.000123	49	82
8/15/2010	0.2167%	0.00005936	\$4,994,469,801.55	1.000123	49	82
8/16/2010	0.2263%	0.00006201	\$4,985,389,406.59	1.000120	48	81
8/17/2010	0.2234%	0.00006120	\$4,994,703,991.61	1.000109	50	82
8/18/2010	0.2236%	0.00006125	\$4,984,119,125.25	1.000120	51	83
8/19/2010	0.2132%	0.00005840	\$5,133,490,071.72	1.000127	49	80
8/20/2010	0.2133%	0.00005845	\$5,094,561,811.22	1.000119	48	79
8/21/2010	0.2133%	0.00005845	\$5,094,561,811.22	1.000119	48	79
8/22/2010	0.2133%	0.00005845	\$5,094,561,811.22	1.000119	48	79
8/23/2010	0.2088%	0.00005721	\$5,065,310,197.98	1.000126	50	81
8/24/2010	0.2059%	0.00005640	\$5,058,593,871.51	1.000136	52	84
8/25/2010	0.2075%	0.00005684	\$5,081,537,228.80	1.000139	51	82
8/26/2010	0.2123%	0.00005817	\$5,047,212,782.48	1.000140	52	83
8/27/2010	0.2105%	0.00005766	\$4,996,940,685.19	1.000148	52	83
8/28/2010	0.2105%	0.00005766	\$4,996,940,685.19	1.000148	52	83
8/29/2010	0.2105%	0.00005766	\$4,996,940,685.19	1.000148	52	83
8/30/2010	0.2097%	0.00005745	\$4,940,319,886.36	1.000151	52	83
8/31/2010	0.2160%	0.00005917	\$4,998,435,591.73	1.000142	52	83
Average	0.2153%	0.00005899	\$5,026,439,570.04		49	81

TexSTAR Participant Services
First Southwest Asset Management, Inc.
325 North St. Paul Street, Suite 800
Dallas, Texas 75201



TexSTAR Board Members

William Chapman

Nell Lange

Melinda Garrett

Michael Bartolotta

Will Williams

Hardy Browder

Oscar Cardenas

Stephen Fortenberry

S. Renee Tidwell

Monte Mercer

Becky Brooks

Len Santow

Central Texas Regional Mobility Authority

City of Frisco

Houston ISD

First Southwest Company

JP Morgan Chase

City of Cedar Hill

Northside ISD

McKinney ISD

Tarrant County

North Central TX Council of Government

Government Resource Associates, LLC

Griggs & Santow

Governing Board President

Governing Board Vice President

Governing Board Treasurer

Governing Board Secretary

Governing Board Asst. Sec./Treas.

Advisory Board

Advisory Board

Advisory Board

Advisory Board

Advisory Board

Advisory Board

Advisory Board



TEXPOOL

THE TEXAS INVESTMENT SERVICE FOR PUBLIC FUNDS

September 2010

PERFORMANCE

<i>As of August 31, 2010</i>	<i>TexPool</i>	<i>TexPool Prime</i>
Current Invested Balance	\$14,740,852,362.81	\$1,247,312,719.03
Weighted Average Maturity (1)*	28 Days	23 Days
Weighted Average Maturity (2)*	77 Days	34 Days
Net Asset Value	1.00007	1.00014
Total Number of Participants	2,236	121
Management Fee on Invested Balance	0.0473%	0.0638%
Interest Distributed	\$2,883,901.96	\$361,499.22
Management Fee Collected	\$600,424.15	\$72,415.98
Standard & Poor's Current Rating	AAAm	AAAm
August Averages		
Average Invested Balance	\$14,903,847,916.67	\$1,323,318,619.40
Average Monthly Yield, on a simple basis (3)*	0.2279%	0.3221%
Average Weighted Average Maturity (1)*	29 Days	28 Days
Average Weighted Average Maturity (2)*	79 Days	40 Days

*Definitions for Average Weighted Maturity can be found on Page 2.

Economic and Market Commentary – August 31, 2010

Cash yields tumbled in August as a spate of disheartening economic statistics persuaded investors that higher benchmark interest rates were off the table for the foreseeable future. Although the downbeat reports were generally in line with expectations, they nonetheless portrayed an economy steadily losing momentum. A growing perception that the eurozone's banking crisis was contained, if not resolved, also helped to push nominal yields and spreads lower.

With the U.S. government facing significant fiscal constraints, market participants were keenly attuned to two events involving monetary policy. Early in the month, the Federal Open Market Committee downgraded its assessment of economic conditions and voted to reinvest proceeds of maturing Treasury securities and prepayments on its agency MBS holdings in Treasuries with maturities ranging from 2 to 10 years. Though the move did not represent a loosening of monetary conditions, it did delay the shrinkage of the Fed's hefty balance sheet. In late August, the annual gathering of the world's central bankers at Jackson Hole provided yet another window into the Fed's intentions. In a widely anticipated and parsed speech, Chairman Ben Bernanke indicated that risks to growth were skewed to the downside and that the Fed had monetary ammunition remaining to combat a further worsening of economic conditions despite policy rates that cannot be lowered below the present range of zero to 0.25%.

The combination of weak economic data and the Fed's concerns about growth and employment triggered a major flattening of the cash curve. One month Libor declined 4.8 basis points to 0.257%, three month Libor dropped by 15.8 basis points to 0.296%, six month Libor fell 17.1 basis points to 0.497%, and 12 month Libor plunged 19.3 basis points to 0.843%. At one point during the month, the yield on two-year Treasury notes — the security considered most sensitive to rate expectations — fell to an all-time low of 0.455%. Clearly, investors believe that the Fed will not raise policy rates this year, and perhaps not until 2012. Though we are not as pessimistic as the consensus, the Fed has telegraphed a willingness to err on the side of caution in providing monetary accommodation.

With investors discounting what amounts to a worst-case scenario, it has become increasingly difficult to find value in the cash marketplace. As such, we concentrated our new purchases in both TexPool and TexPool Prime in floating rate securities and those maturing within three months. As its name implies, the floating rate sector includes paper whose yields are reset to a short-term benchmark, thus providing potential upside if economic circumstances turn out to be less dire than is widely believed.

There was some better news for cash investors during the month. First, it was disclosed that the Fed's new purchases of Treasury securities will not take place within the bill market; had that been the central bank's plan, yields on T-bills could have traded in the single digits again. Also, a sharp pickup in the supply of Treasury and agency paper indirectly helped elevate — albeit modestly — repo rates to near the 25 basis point upper end of the target range for Fed funds.

ANNOUNCEMENTS

New Participants

We would like to recognize and welcome the following entities who joined the TexPool/TexPool Prime program in August, 2010:

1. Brownsville Housing Authority
2. Cinco Southwest MUD 3
3. Hardy/Near Northside Redevelopment Authority
4. Williamson County ESD 1

Time to review your Investment Policy?

Please remember to mail a copy of the Investment Policy to TexPool and include a copy of the signed Resolution or signed Minutes documenting the review and approval of the policy for the current year.

Operations Announcements

Available on TexConnect...The Summary Statement

Available under the Statements tab, the Summary Statement allows you to view or download a single statement that summarizes your TexPool and TexPool Prime accounts. If you have questions regarding the Summary Statement, please call Participant Services at 866-839-7665.

Upcoming Events

9/14/10 – 9/18/10	CTAT Annual Conference	Abilene
9/24/10 – 9/26/10	TASA/TASB Annual Conference	Houston



TexPool

PORTFOLIO ASSET SUMMARY AS OF August 31, 2010

	Book Value	Market Value
Uninvested Balance	(207.95)	(207.95)
Receivable for Investments Sold	0.00	0.00
Accrual of Interest Income	6,654,865.53	6,654,865.53
Interest and Management Fees Payable	(2,884,068.63)	(2,884,068.63)
Payable for Investments Purchased	(249,960,000.00)	(249,960,000.00)
Repurchase Agreements	8,876,861,000.00	8,876,827,700.00
Mutual Fund Investments	0.00	0.00
Government Securities	6,110,180,773.86	6,111,015,234.40
U.S. Treasury Bills	0.00	0.00
U.S. Treasury Notes	0.00	0.00
Total	\$14,740,852,362.81	\$14,741,653,523.35

Market value of collateral supporting the Repurchase Agreements is at least 102% of the Book Value. The portfolio is managed by Federated Investors and the assets are safe kept in a separate custodial account at State Street Bank in the name of TexPool. The only source of payment to the Participants is the assets of TexPool. There is no secondary source of payment for the pool such as insurance or State guarantee. Should you require a copy of the portfolio, please contact TexPool Participant Services.

DAILY SUMMARY

Date	Money Mkt Fund Equiv (SEC Std.)	Daily Allocation Factor	TexPool Invested Balance	Market Value Per Share	WAM Days (1)	WAM Days (2)
1-Aug	0.2415%	0.000006616	\$15,346,468,015.91	1.00011	33	84
2-Aug	0.2558%	0.000007007	\$15,302,059,888.74	1.00011	31	82
3-Aug	0.2373%	0.000006500	\$15,319,431,632.98	1.00011	30	80
4-Aug	0.2256%	0.000006181	\$15,295,831,381.06	1.00012	29	79
5-Aug	0.2342%	0.000006417	\$15,250,065,192.34	1.00011	30	79
6-Aug	0.2324%	0.000006367	\$15,183,783,739.70	1.00008	31	80
7-Aug	0.2324%	0.000006367	\$15,183,783,739.70	1.00008	31	80
8-Aug	0.2324%	0.000006367	\$15,183,783,739.70	1.00008	31	80
9-Aug	0.2276%	0.000006236	\$15,129,935,427.87	1.00008	29	77
10-Aug	0.2170%	0.000005946	\$15,078,870,156.52	1.00007	29	77
11-Aug	0.2097%	0.000005745	\$15,055,644,962.53	1.00008	28	77
12-Aug	0.2222%	0.000006089	\$14,800,099,593.64	1.00008	31	80
13-Aug	0.2297%	0.000006292	\$14,603,673,538.79	1.00007	31	81
14-Aug	0.2297%	0.000006292	\$14,603,673,538.79	1.00007	31	81
15-Aug	0.2297%	0.000006292	\$14,603,673,538.79	1.00007	31	81
16-Aug	0.2603%	0.000007132	\$14,481,288,633.82	1.00007	29	80
17-Aug	0.2580%	0.000007068	\$14,639,583,703.89	1.00007	30	80
18-Aug	0.2314%	0.000006339	\$14,626,893,664.89	1.00007	29	80
19-Aug	0.2203%	0.000006036	\$14,752,332,012.37	1.00007	30	78
20-Aug	0.2258%	0.000006186	\$14,621,892,189.39	1.00007	30	79
21-Aug	0.2258%	0.000006186	\$14,621,892,189.39	1.00007	30	79
22-Aug	0.2258%	0.000006186	\$14,621,892,189.39	1.00007	30	79
23-Aug	0.2212%	0.000006061	\$14,543,554,652.18	1.00007	28	78
24-Aug	0.2174%	0.000005956	\$14,571,320,142.49	1.00008	27	78
25-Aug	0.2091%	0.000005728	\$14,940,818,213.58	1.00007	27	75
26-Aug	0.2279%	0.000006243	\$14,947,256,155.79	1.00007	26	75
27-Aug	0.2136%	0.000005853	\$15,018,263,889.51	1.00007	28	75
28-Aug	0.2136%	0.000005853	\$15,018,263,889.51	1.00007	28	75
29-Aug	0.2136%	0.000005853	\$15,018,263,889.51	1.00007	28	75
30-Aug	0.2138%	0.000005857	\$14,914,139,551.27	1.00007	25	73
31-Aug	0.2307%	0.000006320	\$14,740,852,362.81	1.00007	28	77
Averages	0.2279%	0.000006244	\$14,903,847,916.67		29	79

Portfolio By Maturity
As of August 31, 2010



- 1-7 Days- 60.7%
- 8-30 Days- 16.0%
- 31-90 Days- 16.4%
- 91-180 Days- 2.5%
- 181+ Days- 4.4%

Portfolio By Type of Investment
As of August 31, 2010



- Agencies- 40.8%
- Repos- 59.2%
- Treasuries- 0.0%

	Number of Participants	Balance
School District	562	\$4,192,595,951.13
Higher Education	54	\$2,100,227,734.31
Health Care	79	\$329,688,569.26
Utility District	691	1,482,590,321.81
City	433	\$4,440,992,988.49
County	171	\$1,326,086,639.86
Other	246	\$868,142,193.57

Definition of Weighted Average Maturity (1) & (2)

*(1) This weighted average maturity calculation uses the SEC Rule 2A-7 definition for stated maturity for any floating rate instrument held in the portfolio to determine the weighted average maturity for the pool. This rule specifies that a variable rate instrument to be paid 30-397 calendar days or less shall be deemed to have a maturity equal to the period remaining until the next readjustment of the interest rate.

*(2) This weighted average maturity calculation uses the final maturity of any floating rate instruments held in the portfolio to calculate the weighted average maturity for the pool.

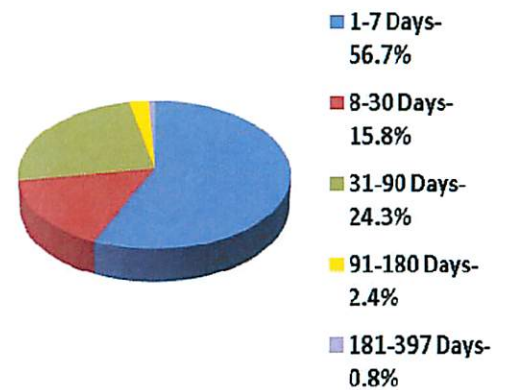
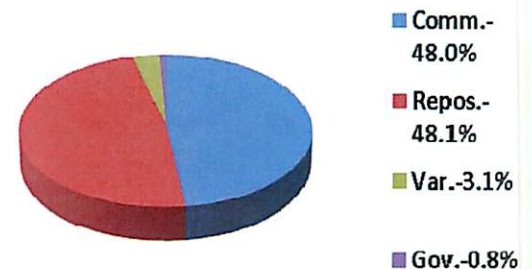
TexPool Prime
PORTFOLIO ASSET SUMMARY AS OF August 31, 2010

	<i>Book Value</i>	<i>Market Value</i>
Uninvested Balance	(163.64)	(163.64)
Accrual of Interest Income	11,608.03	11,608.03
Interest and Management Fees Payable	(361,538.37)	(361,538.37)
Payable for Investments Purchased	(10,000,000.00)	0.00
Repurchase Agreements	604,738,000.00	604,738,000.00
Mutual Fund Investments	0.00	0.00
Government Securities	49,179,627.30	49,202,529.20
Commercial Paper	603,745,185.71	603,892,979.17
Bank Instruments	0.00	0.00
Variable Rate Note	0.00	0.00
Total	\$1,247,312,719.03	\$1,257,483,414.39

Market value of collateral supporting the Repurchase Agreements is at least 102% of the Book Value. The portfolio is managed by Federated Investors and the assets are safe kept in a separate custodial account at State Street Bank in the name of TexPool Prime. The assets of TexPool Prime are the only source of payments to the Participants. There is no secondary source of payment for the pool such as insurance or State guarantee. Should you require a copy of the portfolio, please contact TexPool Participant Services.

DAILY SUMMARY

Date	Money Mkt Fund Equiv (SEC Std.)	Daily Allocation Factor	TexPool Invested Balance	Market Value Per Share	WAM Days (1)	WAM Days (2)
1-Aug	0.3245%	0.000008891	\$1,479,207,716.20	1.00015	35	54
2-Aug	0.3504%	0.000009601	\$1,415,550,073.64	1.00016	34	53
3-Aug	0.3251%	0.000008906	\$1,428,368,397.74	1.00017	33	44
4-Aug	0.3075%	0.000008425	\$1,460,938,830.54	1.00017	29	43
5-Aug	0.3157%	0.000008650	\$1,450,874,191.24	1.00018	29	42
6-Aug	0.3196%	0.000008756	\$1,437,567,234.72	1.00015	30	43
7-Aug	0.3196%	0.000008756	\$1,437,567,234.72	1.00015	30	43
8-Aug	0.3196%	0.000008756	\$1,437,567,234.72	1.00015	30	43
9-Aug	0.3126%	0.000008565	\$1,436,426,951.66	1.00016	28	38
10-Aug	0.2993%	0.000008199	\$1,449,671,231.90	1.00016	28	37
11-Aug	0.2966%	0.000008126	\$1,429,646,263.75	1.00016	27	37
12-Aug	0.3120%	0.000008549	\$1,363,491,735.29	1.00017	28	39
13-Aug	0.3263%	0.000008941	\$1,296,407,781.65	1.00016	30	41
14-Aug	0.3263%	0.000008941	\$1,296,407,781.65	1.00016	30	41
15-Aug	0.3263%	0.000008941	\$1,296,407,781.65	1.00016	30	41
16-Aug	0.3559%	0.000009751	\$1,240,571,536.41	1.00017	28	40
17-Aug	0.3468%	0.000009500	\$1,241,759,984.18	1.00017	28	39
18-Aug	0.3344%	0.000009162	\$1,240,280,069.68	1.00017	27	38
19-Aug	0.3275%	0.000008973	\$1,252,593,086.64	1.00017	26	37
20-Aug	0.3330%	0.000009123	\$1,244,580,993.76	1.00016	27	37
21-Aug	0.3330%	0.000009123	\$1,244,580,993.76	1.00016	27	37
22-Aug	0.3330%	0.000009123	\$1,244,580,993.76	1.00016	27	37
23-Aug	0.3288%	0.000009007	\$1,224,159,294.42	1.00016	24	35
24-Aug	0.3270%	0.000008958	\$1,219,274,773.33	1.00017	24	35
25-Aug	0.3225%	0.000008835	\$1,233,157,051.56	1.00016	25	37
26-Aug	0.3269%	0.000008957	\$1,251,604,837.24	1.00016	24	35
27-Aug	0.3088%	0.000008459	\$1,252,790,584.59	1.00014	26	37
28-Aug	0.3088%	0.000008459	\$1,252,790,584.59	1.00014	26	37
29-Aug	0.3088%	0.000008459	\$1,252,790,584.59	1.00014	26	37
30-Aug	0.2947%	0.000008074	\$1,263,948,672.78	1.00014	23	34
31-Aug	0.3128%	0.000008570	\$1,247,312,719.03	1.00014	23	34
Averages	0.3221%	0.000008824	\$1,323,318,619.40		28	40

**Portfolio By Maturity
As of August 31, 2010**

**Portfolio By Type of Investment
As of August 31, 2010**


	Number of Participants	Balance
School District	63	\$791,162,335.97
Higher Education	6	\$129,078,722.62
Health Care	6	\$43,055,421.10
Utility District	3	\$18,221,920.25
City	19	\$82,760,877.83
County	13	\$182,637,904.40
Other	11	\$390,573.68

*(3) This current yield for TexPool Prime for each date may reflect a waiver of some portion or all of each of the management fees.

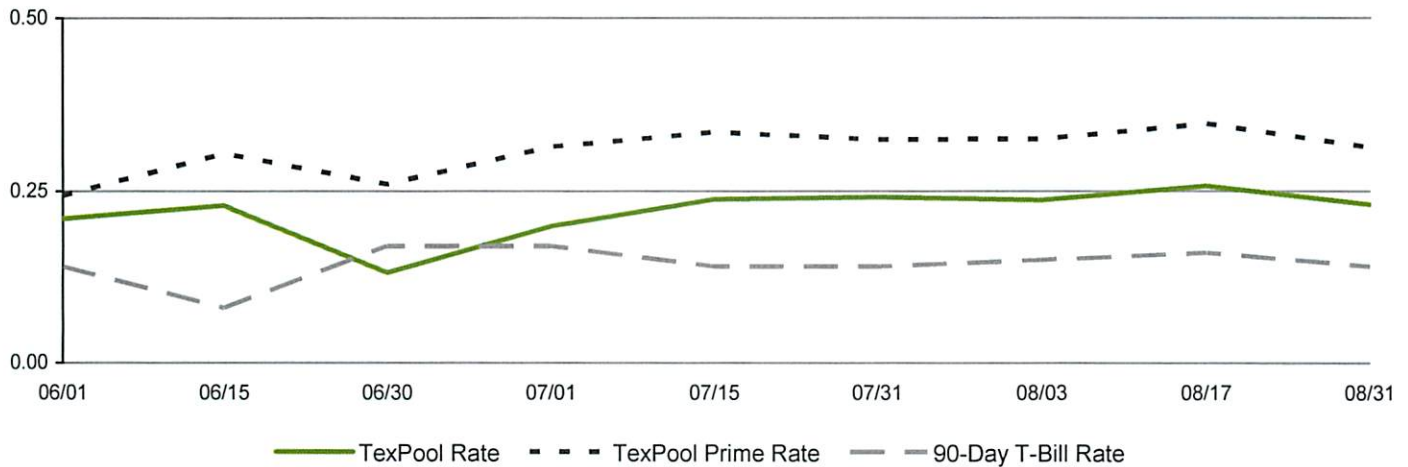


TEXPOOL

THE TEXAS INVESTMENT SERVICE FOR PUBLIC FUNDS

TexPool Participant Services
 1001 Texas Ave. 14th Floor
 Houston, TX 77002

TEXPOOL & TEXPOOL PRIME VS. 90-DAY TREASURY BILL



TexPool Advisory Board Members

R.C. Allen
 Pati Buchenau

Jose Elizondo, Jr.
 Ron Leverett

LaVonne Mason
 John McGrane

Clay McPhail
 Vivian Wood

Additional information regarding TexPool is available upon request:

www.texpool.com • 1-866-839-7665 (1-866-TEX-POOL) • Fax: 866-839-3291

Agenda Item Summary Sheet (4 B.9)
Meeting Date: September 21, 2010
Submitted by: Mark Pool, Superintendent

Information Only

**Consent Agenda:
Business and Support
Services**

Review of Checks Written – August 2010

Summary

Although there is no statutory or policy requirement for the Board to review the bills paid during the previous month, a monthly review providing the Board an opportunity to ask questions regarding specific expenditures is a good practice for the Board to follow in overseeing the management of the District.

It is very helpful to the administration and helps in conducting an effective board meeting if questions are identified and asked prior to the meeting.

These bills have already been paid, and were previously authorized by the Board when you adopted the 2009-2010 General Operating Budget.

ECISD Board Policy

None.

Effective Date

August 31, 2010

Previous Board Action

Approval of 2009-2010 General Operating Budget on August 25, 2009 authorizing the expenditure of funds.

Future Action Expected

The Board will review the checks written for the previous month prior to each regular monthly board meeting.

**Background Information and
Significant Issues**

None.

Fiscal Impact

Historical comparison of monthly check totals:

	2005-2006	2006-2007	2007-2008	2008-2009	2009-2010
September	\$384,211.71	\$597,731.27	\$589,273.28	\$808,126.97	\$655,949.80
October	\$625,347.36	\$642,432.03	\$804,931.69	\$778,762.11	\$970,451.63
November	\$606,581.82	\$742,766.77	\$750,671.57	\$1,140,664.10	\$750,661.87
December	\$395,396.80	\$658,798.47	\$1,211,146.13	\$1,030,485.01	\$853,561.12
January	\$602,847.58	\$2,339,695.79	\$1,045,238.51	\$995,619.31	\$880,591.27
February	\$596,279.24	\$775,240.17	\$1,993,265.44	\$1,128,501.50	\$874,019.06
March	\$484,835.73	\$1,924,176.33	\$660,962.20	\$1,107,119.75	\$694,107.70
April	\$497,466.55	\$1,955,246.06	\$777,024.72	\$779,634.45	\$846,903.79
May	\$779,559.59	\$947,243.08	\$867,612.30	\$1,105,700.63	\$758,644.83
June	\$888,976.15	\$841,401.34	\$1,529,388.36	\$816,384.98	\$718,912.56
July	\$656,773.62	\$485,322.31	\$803,678.77	\$813,160.04	\$718,935.08
August	\$753,650.96	\$1,415,904.27	\$1,161,873.57	\$873,588.10	\$1,463,086.35
Subtotal YTD	\$7,271,927.11	\$13,325,957.89	\$12,195,066.54	\$11,377,746.95	\$10,185,825.06

Student and Public Benefit Close monitoring of monthly bills paid and monthly cash flow helps to ensure the efficient use of public funds.

Procedural and Reporting Implications None.

Public Comments None.

Alternatives None.

Other Comments and Related Issues Beginning in August of 2007, wire payments for the energy management performance contract, maintenance tax notes, and principal and interest on existing debt were included for the first time with the list of checks written for that month. These wire transfers will show up twice per year (March and August) when we pay principal and interest on debt.

Attachments List of checks written during the month of August are available in electronic format and were emailed to each member of the Board.

Contact Person(s) David Bright, Assistant Superintendent of Finance and Operations

Action Required No action required. This is an information report only.

Superintendent's Recommendation Information only.

Mark Pool, Superintendent of Schools

Agenda Item Summary Sheet (4 C.1)
Meeting Date: September 21, 2010
Submitted by: Mark Pool, Superintendent

Action Required

Consent Agenda: Approval of County Extension Agents as Adjunct Staff Members
Personnel

Summary

According to State Board of Education Rule, public school students may be considered "in attendance" when participating in off-campus activities with an adjunct staff member of the school district.

Section 3 of the Student Attendance Handbook states:

The student is participating in an activity which is approved by the local board and is under the direction of a professional staff member of the school district or an adjunct staff member. This adjunct staff member must have a minimum of a bachelor's degree and be eligible for participation in the Teacher Retirement System of Texas.

Students participating in any activity which is not approved by the local school board and/or without certified district personnel supervision are counted absent.

To qualify for funding purposes, the certified district staff member / adjunct staff member must be accompanying the students as an official of the school district for the specific purpose of supervising students and must be approved by the school board to supervise the activity. For example, students participating in 4-H activities which are supervised solely by a County Extension Agent are reported present.

This rule provides local school boards the opportunity to recognize county Extension agents as adjunct staff members and to count students participating in 4-H / Extension educational activities "in attendance for Foundation School Programs purposes."

ECISD Board Policy FEB (LEGAL), ATTENDANCE: ATTENDANCE ACCOUNTING

Effective Date 2010-2011 School Year

Previous Board Action The Board should annually approve County Extension Agents as adjunct staff members.

Future Action Expected The Board should annually approve County Extension Agents as adjunct staff members.

Background Information and Significant Issues

Wharton County has requested adjunct staff member status for the county Extension agents for the school year 2009-2010. The following faculty are eligible for participation in the Teacher Retirement System of Texas and have a minimum of a bachelor's degree.

Peter McGill
County Extension Agent – Ag
M.Ag 2006
Texas A&M University

Dianne Gertson
County Extension Agent – FCS
M.B.A. 1994
University of Houston

Clyde R. Crumley
Extension Agent – IPM
B.S. 1978
Texas Tech University

Ronda M. Jackson
Extension Agent – CEP(FCS)
M.S. 2010
Prairie View University

Fiscal Impact

None.

Student and Public Benefit

Allows students to participate in 4-H activities without being counted absent for Foundation School Program funding purposes.

Procedural and Reporting Implications

None.

Public Comments

None.

Alternatives

None.

Other Comments and Related Issues

None.

Attachments

Letter from Peter McGill
County Extension Agent
County Coordinator
Wharton County

Contact Person(s)

Mark Pool, Superintendent of Schools

Action Required

Motion, second and majority vote to approve County Extension Agents as adjunct staff members for 2010-2011.

Superintendent's Recommendation

I recommend that you approve the Wharton County Extension Agents as adjunct staff members for the 2010-2011 school year as a part of the consent agenda.

Mark Pool, Superintendent of Schools

August 13, 2010

MEMORANDUM TO: Superintendent Mark Pool
El Campo Independent School District
700 W. Norris
El Campo, TX 77437

SUBJECT: State Board of Education Ruling, June 9, 1994

The State Board of Education passed a amendment to 19 TAC § 129.21 (k)(1). Requirements for Student Attendance Accounting for State Funding Purposes allows public school students to be considered "in attendance" when participating in off-campus activities with an adjunct staff member of the school district. Section 3 of the Student Attendance Handbook state:

- (4-12) 1. The student is participating in an activity which is approved by the local board and is under the direction of a professional staff member of the school district or an adjunct staff member. This adjunct staff member must have a minimum of a bachelor's degree and be eligible for participation in the Teacher Retirement System of Texas.
- (4-13) Students participating in any activity which is not approved by the local school board and/or without certified district personnel supervision are counted absent {(see 94-12)}. To qualify for funding purposes, the certified district staff member/adjunct staff member must be accompanying the students as an official of the school district for the specific purpose of supervising the students and must be approved by the school board to supervise the activity. For example, students participating in 4-H activities which are supervised solely by a County Extension Agent are reported present.

This amendment provides local school boards the opportunity to recognize county Extension agents as adjunct staff members and to count students participating in 4-H/ Extension educational activities "in attendance for Foundation School Program purposes."

August 18, 2010

El Centro, California
YCS Academy
El Centro, CA 92521

El Centro, California

El Centro, California

The Board of Education of the El Centro Unified School District is pleased to announce the formation of a new committee to study and report on the district's long-term financial strategy. The committee will be composed of representatives from the district's various departments and the community. The committee's primary focus will be to identify and recommend strategies to ensure the district's financial stability and growth over the next 10-15 years.

The district is currently participating in an advisory vision is currently a process and is seeking the input of all stakeholders. The district is currently in the process of developing a long-term financial strategy and is seeking the input of all stakeholders. The district is currently in the process of developing a long-term financial strategy and is seeking the input of all stakeholders.

The district is currently participating in an advisory vision is currently a process and is seeking the input of all stakeholders. The district is currently in the process of developing a long-term financial strategy and is seeking the input of all stakeholders. The district is currently in the process of developing a long-term financial strategy and is seeking the input of all stakeholders.

The district is currently participating in an advisory vision is currently a process and is seeking the input of all stakeholders. The district is currently in the process of developing a long-term financial strategy and is seeking the input of all stakeholders. The district is currently in the process of developing a long-term financial strategy and is seeking the input of all stakeholders.

The district is currently participating in an advisory vision is currently a process and is seeking the input of all stakeholders. The district is currently in the process of developing a long-term financial strategy and is seeking the input of all stakeholders. The district is currently in the process of developing a long-term financial strategy and is seeking the input of all stakeholders.

Wharton County requests adjunct staff member status for the county Extension agents for the school year 2010-2011. The following faculty are eligible for participation in the Teacher Retirement System of Texas and have a minimum of a bachelor's degree.

<u>Name</u>	<u>Title</u>	<u>Degree</u>	<u>Year</u>	<u>Institution</u>
Peter McGill	County Extension Agent-Ag	M.Ag	2006	Texas A&M Univ.
Dianne Gertson	County Extension Agent - FCS	M.B.A.	1994	Univ. Of Houston
Clyde R. Crumley	Extension Agent - IPM	B.S.	1978	Texas Tech. Univ.
Ronda M. Jackson	Extension Agent—CEP(FCS)	M.S.	2010	Prairie View Univ.

I hope that the El Campo Independent School District will accept this request. Please let me know if you would like to schedule an appointment to discuss the amendment and request or if you need further information.

Sincerely,



Peter McGill
County Extension Agent
County Coordinator
Wharton County

PM/lh

Action Required

Consent Agenda

Evaluation of Optional Extended Year Program

Summary

According to policy EHBC (LEGAL), SPECIAL PROGRAMS: COMPENSATORY/ACCELERATED SERVICES, OPTIONAL EXTENDED-YEAR PROGRAM the District may set aside an amount from its compensatory education allotment, or may apply to TEA for funding of an extended-year program, for a period not to exceed 30 instructional days for:

1. Students in kindergarten through grade 11 who are identified as not likely to be promoted to the next grade level for the succeeding school year; or
2. Students in grade 12 who are identified as likely not to graduate from high school before the beginning of the succeeding school year.

A student who does not demonstrate proficiency in a subject area as determined by the District is also eligible for services.

This policy further states that an optional extended year program may extend the day, the week, or the year to provide additional support and instruction for eligible students. The program shall be conducted beyond the required instructional year.

As you are aware, during the 2009-2010 school year we changed our OEY Program from an extended year program to an extended week (Saturday School) program.

ECISD Board Policy

EHBC (LEGAL), SPECIAL PROGRAMS:
COMPENSATORY/ACCELERATED SERVICES

Effective Date

September 21, 2010

Previous Board Action

The Board annually evaluates the district's Optional Extended Year Program.

Future Action Expected

Because the funding for this program is being eliminated there will be no requirement for a formal evaluation in the future.

Background Information and Significant Issues

We anticipate that funding for this program will be discontinued.

Fiscal Impact	<p>At one time there was \$30,000 - \$40,000 available annually for the OEY Program, but that amount has been decreasing annually.</p> <p>The final allocation for 2008-2009 was \$14,004. The final allocation for 2009-2010 was \$12,383.</p> <p>We do not anticipate receiving any funding for this program in the future.</p>
Student and Public Benefit	<p>Program evaluation and improvement planning will provide an environment of continuous improvement of all programs for all students.</p>
Procedural and Reporting Implications	<p>The Texas Administrative Code Rule §105.1001 requires school districts to submit an annual report evaluating the program in the time and format required by the commissioner. Districts must also submit to the commissioner a complete list of students who participated in the program for at least one day.</p>
Public Comments	<p>None.</p>
Alternatives	<p>None.</p>
Other Comments and Related Issues	<p>None.</p>
Attachments	<ul style="list-style-type: none"> • Optional Extended Year Program Board Evaluation, September 2010 • 2010 OEY Promotion / Retention Results • Saturday School Board Report
Contact Person(s)	<p>Carolyn Gordon, Assistant Superintendent of Curriculum and Instruction</p>
Action Required	<p>Motion, second and majority vote to approve the evaluation of the Optional Extended-Year Program.</p>
Superintendent's Recommendation	<p>I recommend that you approve the evaluation of the 2009-2010 Optional Extended-Year Program as a part of the consent agenda.</p> <p>Mark Pool, Superintendent of Schools</p>

Optional Extended Year Program Board Evaluation September 2010

The following information is a report on progress toward the accomplishment of activities and strategies identified in the ECISD Optional Extended Year Program Plan for 2009-2010 presented to the Board in September 2008:

Goal: Provide an Optional Extended Year Program in order to reduce the retention rate for E.C.I.S.D.

Objective 1: Increase awareness of E.C.I.S.D. staff on the Optional Extended Year program guidelines for the 2009-2010 school year.

<i>Activity / Strategy</i>	<i>Person Responsible</i>	<i>Formative Evaluation</i>	<i>Status</i>	<i>Summative Evaluation</i>	<i>Yes or No</i>
1. Survey campus personnel on benefits of moving from Optional Extended Year Summer School to Optional Extended Year Saturday School.	Campus Principals	Survey	Surveys were sent out at each campus to consider Saturday School	Survey results were discussed at each Site-based meeting	Yes
2. Develop guidelines and set dates for the Optional Extended Year Saturday School.	Campus Principals	Guidelines set Saturday Dates scheduled	Guidelines were set and schedule made at each campus	Guidelines and dates disseminated	Yes

<p>3. Implement Optional Extended Year Saturday School</p>	<p>Campus Principals</p>	<p>Dates were set and schedules made</p>	<p>Saturday School was held on the following Saturdays: Oct. 24, Nov. 7, Jan. 9, Jan. 30, Feb. 13, Mar. 6, Apr. 10, May 1, May 15, and May 22</p>	<p>Students who failed at the end of grading period were assigned to Saturday classes</p>	<p>Yes</p>
--	--------------------------	--	--	---	------------

Objective 2: Increase parental involvement for all OEYP students.

Activity/Strategy	Person Responsible	Formative Evaluation	Status	Summative Evaluation	Yes or No
1. Survey parents regarding the Optional Extended Year Saturday School	Campus Principal	Parent survey developed	Surveys were sent out at each campus	100% of parents were sent surveys	Yes
2. Communication will be sent home to all parents regarding the new Optional Extended Year Saturday School program	Campus Principal	Letters Parent conferences	Letters were sent home and Parent conferences held	All parents were informed through different means of communication	Yes
3. Develop a parent/student/teacher compact for Optional Extended Year Saturday School policy	Campus Principal	Parent/Student/Teacher Compact	Compact was developed	Compact was signed by parent/student/teacher needing to attend Saturday School	Yes

Optional Extended Year Results

Grade	# Eligible	# Promoted	% Promoted	# Retained	% Retained
Kindergarten	NA	NA	NA	16 (16 PR)	100%
1 st Grade	81	62	77%	19 (1 PR)	23%
2 nd Grade	79	73	92%	6 (3 PR)	8%
3 rd Grade	66	63	95%	3 (2 PR)	5%
4 th Grade	72	61	85%	11	15%
5 th Grade	92	-	-	-	-
6 th Grade	48	48	100%	0	0%
7 th Grade	66	66	100%	0	0%
8 th Grade	76	-	-	-	-
9 th Grade	10	4	40%	6	60%
10 th Grade	22	18	82%	4	18%
11 th Grade	15	14	93%	1	7%
12 th Grade	1	0	0%	1	100%

PR = Parent Request for Retention

Student Success Initiative (TAKS Results)

Grade	Total SSI Retained Students	# Tested Reading	# Passed Reading	% Passed Reading	# Tested Math	# Passed Math	% Passed Math	# Placed by GPC	Total Promoted	% Promoted
5 th	36	23	8	35%	6	3	50%	19	30	83%
8 th	32	7	6	86%	29	9	31%	14	25	78%

SATURDAY SCHOOL REPORT

		10/24/10	11/07/09	01/09/10	01/30/10	02/13/10	03/06/10	04/10/10	05/01/10	05/15/10	05/22/10
MYATT											
1st Grade	Students Eligible:	23	23	54	45	45	49	49	26	26	26
	Students Attending:	20	21	36	35	28	33	28	15	13	12
	Teachers:	4	4	7	6	6	7	7	4	5	5
HUTCHINS											
2nd Grade	Students Eligible:	36	36	51	39	39	23	23	31	29	25
	Students Attending:	22	23	30	26	22	15	15	22	16	19
	Teachers:	3	3	3	3	3	2	2	3	2	2
3rd Grade	Students Eligible:	35	35	42	37	37	17	17	33	19	16
	Students Attending:	22	21	25	24	18	14	16	30	14	13
	Teachers:	2	2	3	3	3	1	2	3	2	2
NORTHSIDE											
4th Grade	Students Eligible:	22	22	36	34	34	36	36	38	38	37
	Students Attending:	21	20	22	26	23	31	26	35	33	29
	Teachers:	2	2	3	3	3	3	3	3	3	3
5th Grade	Students Eligible:	18	18	24	24	24	43	64	31	31	32
	Students Attending:	18	17	16	20	19	32	43	23	25	21
	Teachers:	3	3	3	3	3	5	3	3	3	3
ECMS											
6th Grade	Students Eligible:	16	16	21	14	14	20	20	17	17	17
	Students Attending:	10	11	12	11	12	16	12	11	12	11
	Teachers:	7*	7*	8*	5*	6*	5*	5*	5*	5*	5*
7th Grade	Students Eligible:	17	17	18	22	22	26	26	19	19	19
	Students Attending:	13	14	11	15	13	24	15	17	15	14
	Teachers:	7*	7*	8*	5*	6*	5*	5*	5*	5*	5*
8th Grade	Students Eligible:	24	24	33	30	30	41	40	31	31	31
	Students Attending:	16	20	19	22	16	30	19	25	26	22
	Teachers:	7*	7*	8*	5*	6*	5*	5*	5*	5*	5*

*Teachers may have multiple grade levels with students grouped by content area

ECHS In 5 Saturday sessions, 104 students attended (out of 132 eligible students) with 8 teachers.

Agenda Item Summary Sheet (5 D.2)
Meeting Date: September 21, 2010
Submitted by: Mark Pool, Superintendent

Action Required

Consent Agenda
Curriculum and Instruction

Class Size Waiver Request and Compliance Plan

Summary

According to LEGAL policy, the District shall not enroll more than 22 students in a class, kindergarten through fourth grade, except as allowed by the Commissioner of Education.

EXCEPTION. The Commissioner may except the District, on application, from the class size limits above if the limit works an undue hardship on the District. An exception expires at the end of the semester for which it is granted, and the Commissioner may not grant an exception for more than one semester at a time.

To ensure compliance, once each semester the District must conduct a class enrollment survey for grades K-4. For the Fall Semester, each district had to conduct this survey no later than September 11, 2010. Based on the class enrollment survey, the District must notify the TEA of each campus in which the class size of any class exceeds 22:1, and may request a waiver for that campus.

The waiver request must be submitted by October 1, 2010, and must include a current compliance plan that has been approved by the local board of trustees.

The plan must include:

- the name of the campus, campus rating, and number of sections exceeding the 22:1 class size ratio;
- steps to be taken to bring the district into compliance;
- timeline for completion;
- any new efforts/progress toward compliance if a plan was previously submitted; and
- the specific reasons for noncompliance must be addressed.

In addition, districts that request a waiver due to an inability to employ teachers must document efforts to recruit and hire staff.

On September 10, 2010, we were out of compliance with the 22:1 ratio requirement in the fourth grade. We had a total of 267 fourth grade students with twelve fourth grade teachers. The classes are evenly distributed with 22 students in each class and 23 in three of the twelve classes.

ECISD Board Policy	EEB (LEGAL), INSTRUCTIONAL ARRANGEMENTS: CLASS SIZE
Effective Date	September 10, 2010.
Previous Board Action	The Board has submitted class size waivers in the past.
Future Action Expected	Class size waivers may be considered in the future if class sizes exceed 22:1 in one or more classes in grades K-4.
Background Information and Significant Issues	We are currently out of compliance with the 22:1 requirement in the fourth grade. There are also currently 285 students in this year's third grade class and 289 in the second grade, which means that we will need an additional fourth grade teacher next year if these numbers hold.
Fiscal Impact	Should we have to hire another teacher for the fourth grade, our current average teacher salary according to the 2009 AEIS Report is \$48,038 plus approximately 14% benefits = \$54,763 annually.
Student and Public Benefit	Students possibly receive more individual attention with smaller classes, but there is little or no research to show significant increases in student achievement at the 22:1 ratio.
Procedural and Reporting Implications	Waiver request must be submitted to the Texas Education Agency.
Public Comments	None.
Alternatives	None.
Other Comments and Related Issues	None.
Attachments	<ul style="list-style-type: none"> • Copy of Request for Maximum Class Size Waiver • Copy of Northside Class Sizes
Contact Person(s)	<p>Carolyn Gordon, Assistant Superintendent of Curriculum and Instruction</p> <p>Diann Srubar, Principal of Northside Elementary School</p>

Action Required

Motion, second and majority vote to approve the Maximum Class Size Waiver Request for the 2010 Fall Semester

Superintendent's Recommendation

I recommend that you approve the Maximum Class Size Waiver Request for the 2010 Fall Semester as a part of the Consent Agenda.

Mark Pool, Superintendent of Schools

Northside Elementary Teacher Count

<u>22</u>	Bram	(Math/Science/SST)	<u>17</u>	Barnes	(Reading/Lang. Arts/SST)
<u>22</u>	Cranek	(Reading/Lang. Arts)	<u>23</u>	Brandl	(Reading/Lang. Arts/SST)
<u>23</u>	Garcia	(Reading/Lang. Arts)	<u>20</u>	Haas	(Reading)
<u>22</u>	Harp	(Math/Science/SST)	<u>21</u>	Kallina	(Science)
<u>22</u>	Harton	(Math/Science/SST)	<u>21</u>	Michaelsen	(Math)
<u>23</u>	Hlavaty	(Math/Science/SST)	<u>21</u>	Nielsen	(Lang. Arts/SST)
<u>22</u>	Kresta	(Math/Science/SST)	<u>18</u>	Perry	(Science)
<u>22</u>	Motal	(Reading/Lang. Arts)	<u>23</u>	Savino	(Math)
<u>22</u>	Ondrias	(Reading/Lang. Arts)	<u>20</u>	L. Smith	(Lang. Arts/SST)
<u>22</u>	Smidovec	(Math/Science/SST)	<u>20</u>	R. Smith	(Math)
<u>23</u>	Thane	(Reading/Lang. Arts)	<u>21</u>	B. White	(Science)
<u>22</u>	Wilkins	(Reading/Lang. Arts)	<u>21</u>	T. White	(Reading)

Northside Elementary Teacher Count

<u>22</u>	Bram	(Math/Science/SST)	<u>17</u>	Barnes	(Reading/Lang. Arts/SST)
<u>22</u>	Cranek	(Reading/Lang. Arts)	<u>23</u>	Brandl	(Reading/Lang. Arts/SST)
<u>23</u>	Garcia	(Reading/Lang. Arts)	<u>20</u>	Haas	(Reading)
<u>22</u>	Harp	(Math/Science/SST)	<u>21</u>	Kallina	(Science)
<u>22</u>	Harton	(Math/Science/SST)	<u>21</u>	Michaelsen	(Math)
<u>23</u>	Hlavaty	(Math/Science/SST)	<u>21</u>	Nielsen	(Lang. Arts/SST)
<u>22</u>	Kresta	(Math/Science/SST)	<u>18</u>	Perry	(Science)
<u>22</u>	Motal	(Reading/Lang. Arts)	<u>23</u>	Savino	(Math)
<u>22</u>	Ondrias	(Reading/Lang. Arts)	<u>20</u>	L. Smith	(Lang. Arts/SST)
<u>22</u>	Smidovec	(Math/Science/SST)	<u>20</u>	R. Smith	(Math)
<u>23</u>	Thane	(Reading/Lang. Arts)	<u>21</u>	B. White	(Science)
<u>22</u>	Wilkins	(Reading/Lang. Arts)	<u>21</u>	T. White	(Reading)

Texas Education Agency
Request for Maximum Class Size Waiver Exception
(2010-2011 School Year)

District Name: El Campo
Address: 700 West Norris
El Campo, Texas 77437

241 - 903
County-District Number

Recognized
Current District
Accountability Rating

This form is also available on-line at www.tea.state.tx.us. Completed forms must be submitted in hard copy to the Texas Education Agency, State Waiver Unit, 1701 North Congress Avenue, Austin, TX 78701-1494 or Fax: 512-475-3666. (This report is authorized under TEC §39.183.)

*** It is not necessary to submit this form unless a waiver is needed.**

			Total Number of District Sections That Exceed 22:1 Class Size Ratio: 3							
			(This total should be entered only one time even though additional sheets may be needed for campus information.)							
Campus Name(s)	Campus No.	Campus Accountability Rating	K	1	2	3	4		F=Facilities T=Teachers G=Unanticipated Growth	
			Total Sections	Total Sections	Total Sections	Total Sections	Total Sections	Total K-4 Sections	Reason(s)	
Northside Elementary	103	Recognized					3	3	T/G	
District Totals							3	3		

Instructions

Each district is to conduct a class enrollment survey of Kindergarten through Grade Four (K-4) no later than **September 10, 2010**. Based on class enrollment surveys for Grades K-4, enter the campus name and campus number for each campus in which the class size ratio exceeds 22:1. Enter the total number of sections and the reason(s) for the waiver request. Class size limits do not apply to physical education or fine arts classes.

The waiver request must be submitted to TEA (Commissioner) no later than **October 1, 2010 or 30th day after the first school day the district exceeds the limit, along with this form include a copy of a current compliance plan** that has been approved by the local board of trustees. The plan must include the name(s) of campus(es), campus rating, grade(s), and number of sections exceeding a 22:1 class size ratio; steps to be taken to bring the district into compliance; timeline for completion; any new efforts/progress toward compliance (if plan was previously submitted); and specific reasons that noncompliance must be addressed. In addition, districts that request a waiver due to an inability to employ teachers must document efforts to recruit and hire staff.

Robert Mark Pool
Print Name of Superintendent

Signature of Superintendent

09/21/2010
Date

Tommie Turner
Print Name of Board President

Signature of Board President

09/21/2010
Date of Board Approval

For ___ Against ___ Abstain ___ Absent ___
Board Vote

Carolyn Gordon
Print Name of Contact Person

(979) 543-6771
Telephone Number

(979) 543-1670
Fax Number

Email cgordon@ecisd.org

Agenda Item Summary Sheet (5 D.2)
Meeting Date: September 21, 2010
Submitted by: Mark Pool, Superintendent

Action Required

Consent Agenda
Curriculum and Instruction

Class Size Waiver Request and Compliance Plan

Summary

According to LEGAL policy, the District shall not enroll more than 22 students in a class, kindergarten through fourth grade, except as allowed by the Commissioner of Education.

EXCEPTION. The Commissioner may except the District, on application, from the class size limits above if the limit works an undue hardship on the District. An exception expires at the end of the semester for which it is granted, and the Commissioner may not grant an exception for more than one semester at a time.

To ensure compliance, once each semester the District must conduct a class enrollment survey for grades K-4. For the Fall Semester, each district had to conduct this survey no later than September 11, 2010. Based on the class enrollment survey, the District must notify the TEA of each campus in which the class size of any class exceeds 22:1, and may request a waiver for that campus.

The waiver request must be submitted by October 1, 2010, and must include a current compliance plan that has been approved by the local board of trustees.

The plan must include:

- the name of the campus, campus rating, and number of sections exceeding the 22:1 class size ratio;
- steps to be taken to bring the district into compliance;
- timeline for completion;
- any new efforts/progress toward compliance if a plan was previously submitted; and
- the specific reasons for noncompliance must be addressed.

In addition, districts that request a waiver due to an inability to employ teachers must document efforts to recruit and hire staff.

On September 10, 2010, we were out of compliance with the 22:1 ratio requirement in the fourth grade. We had a total of 267 fourth grade students with twelve fourth grade teachers. The classes are evenly distributed with 22 students in each class and 23 in three of the twelve classes.

ECISD Board Policy	EEB (LEGAL), INSTRUCTIONAL ARRANGEMENTS: CLASS SIZE
Effective Date	September 10, 2010.
Previous Board Action	The Board has submitted class size waivers in the past.
Future Action Expected	Class size waivers may be considered in the future if class sizes exceed 22:1 in one or more classes in grades K-4.
Background Information and Significant Issues	We are currently out of compliance with the 22:1 requirement in the fourth grade. There are also currently 285 students in this year's third grade class and 289 in the second grade, which means that we will need an additional fourth grade teacher next year if these numbers hold.
Fiscal Impact	Should we have to hire another teacher for the fourth grade, our current average teacher salary according to the 2009 AEIS Report is \$48,038 plus approximately 14% benefits = \$54,763 annually.
Student and Public Benefit	Students possibly receive more individual attention with smaller classes, but there is little or no research to show significant increases in student achievement at the 22:1 ratio.
Procedural and Reporting Implications	Waiver request must be submitted to the Texas Education Agency.
Public Comments	None.
Alternatives	None.
Other Comments and Related Issues	None.
Attachments	<ul style="list-style-type: none"> • Copy of Request for Maximum Class Size Waiver • Copy of Northside Class Sizes
Contact Person(s)	<p>Carolyn Gordon, Assistant Superintendent of Curriculum and Instruction</p> <p>Diann Srubar, Principal of Northside Elementary School</p>

Action Required

Motion, second and majority vote to approve the Maximum Class Size Waiver Request for the 2010 Fall Semester

Superintendent's Recommendation

I recommend that you approve the Maximum Class Size Waiver Request for the 2010 Fall Semester as a part of the Consent Agenda.

Mark Pool, Superintendent of Schools

Agenda Item Summary Sheet (5 A)
Meeting Date: September 21, 2010
Submitted by: Mark Pool, Superintendent

Action Item

Business and Operations Consider Approval of Contract for Myatt Elementary School Canopy Addition

Summary

On August 17, 2010, the Board approved the 2010-2011 General Operating Budget that included funds for the construction of a new canopy at the entrance of Myatt Elementary School. The amount budgeted was \$78,676, based on a construction estimate provided by Dura Pier under a job order contract through the Texas Cooperative Purchasing Network.

In talking with Malcolm Gaus about the proposed project he was of the opinion that the amount quoted seemed excessive so we asked Greg Polasek to secure another quote for us. PCI's quote was considerably less than Dura Pier's but still exceeded \$50,000, which is the statutory limit for competitive bidding. It was also difficult to make sure that we were comparing "apples to apples."

After discussing the project and the difference in the quotes with our independent auditor we decided to competitively bid the project. Once that decision was made, Dura Pier withdrew their original quote and declined to participate in the competitive bidding process.

We solicited RWS Architects to assist us with the bid proposals that are to be opened at 2:00 p.m. on Monday, September 20th. The proposals will be for a base bid and two alternates.

The base bid will be for an aluminum canopy system like the one at the middle school and the high school science building. The canopy will cover the loading and unloading zone and staging area in front of the school as well as the sidewalk leading to the school's entrance (approx. 2800 sf). General specifications call for 6" x 6" columns; 6" x 8" beams; and 4 ½" deck with downspouts in the eight columns along the drive.

Alternate No. 1 is to provide a handicap accessible curb ramp.

Alternate No. 2 is for the demolition of the existing steel canopy.

We will evaluate the proposed costs of these two alternates against what it would cost us to do this work in-house.

ECISD Board Policy

CH (LEGAL), PURCHASING AND ACQUISITION

Effective Date	September 21, 2010
Previous Board Action	The Board authorized the \$78,767 for this project in the General Operating Budget adopted on August 17, 2010.
Future Action Expected	None.
Background Information and Significant Issues	We will plan to issue you a supplement to the agenda packet with the bid tabulations after the bids have been opened on Monday, September 20 th ..
Fiscal Impact	Unknown at this time.
Student and Public Benefit	The canopy will provide shade and some protection from the weather in the drop off / pick-up area at Myatt.
Procedural and Reporting Implications	Following approval by the Board we will enter into a contract with the contractor that is selected.
Public Comments	None.
Alternatives	None at this time.
Other Comments and Related Issues	None
Attachments	None.
Contact Person(s)	David Bright, Assistant Superintendent for Finance and Operations Jeff Balcar, Director of Maintenance
Action Required	Motion, second and majority vote to enter into a contract with the best qualified bidder for the construction of the Myatt Elementary School Canopy Addition.
Superintendent's Recommendation	I will have a recommendation following the formal bid opening and bid tabulations.

Mark Pool, Superintendent of Schools

Agenda Item Summary Sheet (5 B)
Meeting Date: September 21, 2010
Submitted by: Mark Pool, Superintendent

Action Item

Business and Operations Consider Authorization to Seek Proposals for High School Auditorium Upgrades: Lighting; Sound; and Ceiling Tile Replacement

Summary In the General Operating Budget approved on August 17, 2010, funds were appropriated for upgrades to the High School Auditorium. These projects have been under consideration for some time.

We would like for the Board to authorize the administration to work with RWS Architects, Inc. to request proposals for the following projects under one contract:

- Stage and auditorium lighting upgrade and/or replacement;
- Auditorium sound system upgrade and construction of a lighting and sound control booth; and
- Replacement of all ceiling tiles.

Bidding these projects under one contract as opposed to bidding them as individual projects should save the district some money in costs of general conditions (bonds, contractor's insurance, etc.) and labor (e.g., scaffolding used for the lighting and/or sound could be used at the same time for replacement of the ceiling tiles.)

ECISD Board Policy CH (LEGAL), PURCHASING AND ACQUISITION

Effective Date September 21, 2010

Previous Board Action Numerous discussions on proposed auditorium upgrades and appropriation of funds in the 2010-2011 General Operating Budget..

Future Action Expected Approval of contract for High School Auditorium lighting, sound and ceiling tile replacement.

Background Information and Significant Issues None,

Fiscal Impact	Cost of preparing and publishing RFP documents and publication of notices.
Student and Public Benefit	In addition to the use by students involved in the performing arts, the auditorium is used different groups in the community throughout the year for a number of different events.
Procedural and Reporting Implications	Following approval by the Board we will prepare and issue a Request for Sealed Proposals. At a future meeting the Board can accept or reject any proposal submitted.
Public Comments	None.
Alternatives	None.
Other Comments and Related Issues	None.
Attachments	None.
Contact Person(s)	David Bright, Assistant Superintendent for Finance and Operations Jeff Balcar, Director of Maintenance
Action Required	Motion, second and majority vote to authorize the administration to issue a Request for Sealed Proposals on the High School Auditorium lighting, sound system, and ceiling tile replacement.
Superintendent's Recommendation	I recommend that the Board authorize the administration to issue a Request for Sealed Proposals on the High School Auditorium lighting, sound system, and ceiling tile replacement.

Mark Pool, Superintendent of Schools

Agenda Item Summary Sheet (6 B)
Meeting Date: September 21, 2010
Submitted by: Mark Pool, Superintendent

Discussion Item

Curriculum and Instruction	Discuss District Career and Technology Program
Summary	<p>The Board will have the opportunity to discuss the District's Career and Technology Education Program with CATE Coordinator, Steve Wernecke.</p> <p>I have some concerns that our total number of students enrolled in one or more Career and Technology Education courses is down compared to the past three years.</p> <p>I also have concerns about the lack of students taking advantage of certifications that are offered through some of our CTE programs.</p>
ECISD Board Policy	None.
Effective Date	September 21, 2010
Previous Board Action	The Board periodically holds discussions with curriculum and program facilitators regarding their particular area of focus.
Future Action Expected	The Board periodically holds discussions with curriculum and program facilitators regarding their particular area of focus.
Background Information and Significant Issues	None.
Fiscal Impact	None.
Student and Public Benefit	Our Career and Technology Education Programs provide students with skills that prepare them to enter the workforce, or that benefit them in other ways should they choose college or another career path.
Procedural and Reporting Implications	None.
Public Comments	None.

Alternatives	None.
Other Comments and Related Issues	None.
Attachments	Historical CATE Enrollment by Course and by Department.
Contact Person(s)	Carolyn Gordon, Assistant Superintendent of Curriculum and Instruction Steve Wernecke, Career and Technology Education Coordinator
Action Required	No action required.
Superintendent's Recommendation	This is an information item only. . Mark Pool, Superintendent of Schools

CTE Enrollment Comparison

New Course Name	2010-2011	Old Course Name	2009-2010	2008-2009	2007-2008	2006-2007	2005-2006	2004-2005
Princ. Ag, Fd, Nat. Res.	77	Intro World Ag Sci	30	43	28	33	26	28
Not Used		Apl Ag Sci & Tech	27	47	23	29	25	18
Ag.Mech & Met Tech	28	Intro Ag Mech	36	19	18	0	14	25
Not Used		Equine Sci	12	22	1	0	0	0
Ag Fac Dsn & Fabr	16	Ag Met Fab Tech	20	19	20	0	10	22
Not Used		Animal Science	41	22	13	10	13	13
Adv Animal Science	24	Adv Animal Science	21	20	11	0	0	10
Wildlife,Fish,Eco Mgt	50	Wildlife Rec/ Mgt	39	44	34	20	15	13
Energy/Nat Res Tech	39							
Landscp Ds/Turf Gr Mgt	19							
Horticulture Science	17	Intro Hort Sci	24	0	0	14	0	0
Not Used		Ag Comm	23	0	0	0	0	0
Not Used		Home Maint/ Impr	102	54	40	20	15	23
Not Used		Pers. Skill/Dev	24	0	0	0	0	0
Prin/Elem Floral Design	91	Floral Design	77	70	86	42	60	55
Wildlife,Fish,Eco Mgt	57							
Not Used		Adv Floral Design	41	37	34	27	34	20
	418		517	397	308	195	212	227
Prn Bus Mkt & Finance	24							
Touch System Data Entry	48	Keyboarding	33	21	68	136	142	150
Not Used		Accounting 1	5	2	4	14	16	12
Not Used		Accounting 2	1	1	1	2	2	1
Money Matters	285	Pers. Finance	114	0	16	10	0	0
Business Law	54	Bus Law	25	0	15	7	14	19
Bus Info Mgt	39	BCIS	112	219	235	129	203	162
	450		290	243	339	298	377	344
Animation	11	Bus Image Mgt	29	49	66	29	41	29
Not Used		Multimedia	14	17	13	14	16	19
Audio Video Production	13	Video Tech	52	66	82	47	30	31
Web Technologies	14	Web Mastering	0	25	24	17	14	25
Print Image Technology	16	Desktop Pub	74	74	46	43	39	26
Not Used		I/S Tech Appl	0	0	0	0	0	2
	54		169	231	231	150	140	132

CTE Enrollment Comparison

		Per/Fam Development	40	62	44	18	23	13
Lifetime Nutri/Wellness	15	Nutr & Food Science	88	153	169	120	117	104
Child Development	43	Child Development	17	38	28	13	16	20
Not Used		Prep for Parenting	13	35	13	5	20	13
Not Used		Interior Design	0	25	20	13	21	11
Food Science	7	Food Sci Tech	91	100	115	46	72	38
Instr Prac Educa & Train	10	Ready, Set Teach	19	12	19	0	0	0
Culinary Arts	75	Culinary Arts	42	0	0	0	0	0
Pract Culinary Arts	6							
Not Used		VEH Hom Eco (spec ed)	4	5	4	6	7	9
	156		314	430	412	221	276	208
Not Used		Eng, Powr, Transp	12	72	30	28	46	32
Princ Manufacturing	79	Prod System - Metals	73	51	72	41	44	51
Construction Management	26	Constr System - Metals	0	29	35	21	21	22
Construction Technology	70	Constr System - Woods	48	68	33	27	24	0
Eng Dsn & Pres	30	Comm Graphics	23	23	24	9	15	11
Not Used		Mnf Systems - Woods	14	5	8	0	0	0
Building Maint Technology	17							
Welding	39	Mnf Systems -Metals	31	35	24	22	25	27
Princ Arch/Constr	7	Architech Graphics	3	16	5	5	6	10
Architectural Design	1	Engineering Graphics	7	2	1	4	2	1
Prec Metal Mfg	10	R/D/D Metals	14	11	11	4	10	3
Not Used		R/D/D Woods	0	0	1	0	0	0
Not Used		R/D/D Comm Graph	1	0	0	1	3	0
Flexible Manufacturing	3	PST Metals	4	4	2	1	0	0
Not Used		PST Comm Graph	0	0	0	0	0	0
Not Used		PST Woods	0	0	0	0	0	0
Not Used		Sheet Metal	0	0	1	0	0	0
Not Used		Career Connections	128	87	47	24	35	39
	282		358	403	294	187	231	196
Career Prep 1	101	Career Prep1	137	171	189	171	142	128
Career Prep 2	29	Career Prep 2	33	23	0	12	14	23
	130		170	194	189	183	156	151
Not Used		ACRRT 1	0	17	30	13	26	17
Not Used		ACRRT 2	0	10	7	5	5	3
	0		0	27	37	18	31	20

CTE Enrollment Comparison

Automotive Technology	19	Auto Tech 1	9	20	23	19	13	14
Adv Automotive Tech	3	Auto Tech 2	2	1	6	0	3	4
comb w/auto tech 2		AYES	2	6	4	2	3	3
Small Engine Repair	12	Auto specilization	26	24	38	0	0	0
	34		39	51	71	21	19	21
Cosmetology 1	21	Cosmetology 1	23	16	32	15	11	7
Cosmetology 2	7	Cosmetology 2	10	16	11	6	5	15
	28		33	32	43	21	16	22
Prin Health Science	26	Health Sci Tech 1	33	42	33	31	35	24
Not Used		Nurse Aide Trn	0	4	4	5	0	0
Medical Terminology	3							
Health Science	10	Health Sci Tech 2	20	17	22	15	8	16
Pract Health Science	3	Health Sci Tech 3	1	3	6	0	2	3
Not Used		Pharmacology	15	6	11	8	18	0
Prob Sol-Sports Medicine	3							
	45		69	72	76	59	63	43
	1,597		1,959	2,080	2,000	1,353	1,521	1,364

Certificates:

Automotive - 2 students took the test and 2 students received certification

Cosmetology - 1 student took the test and 0 student received certification

Culinary Arts

Pharmacy Tech - 5 students took the test and 4 students received certification

Welding Ag Mech

Curriculum and Instruction Report on Summer School Activities

Summary

As reported in April, this past school year the District's summer school programs were greatly reduced due to the fact that students eligible for our Optional Extended Year Program in the past were served during our Saturday School Program.

Also in April we discussed that the District is required to offer some summer school classes, as listed below, and we would continue to offer high school classes for credit on a demand basis.

The follow courses were offered:

1. Bilingual/English As A Second Language and Migrant Program for grades K-1;
2. High School summer program for students wishing to accelerate graduation or recover credits;
3. High School summer program for students who have not passed EXIT Level TAKS; and
4. Student Success Initiative accelerated instruction for students in grades 5 and 8 who were not successful on second administration of reading and/or mathematics TAKS.

ECISD Board Policy

EHBC (LEGAL), SPECIAL PROGRAMS:
COMPENSATORY/ACCELERATED SERVICES

EHBC (LOCAL), SPECIAL PROGRAMS:
COMPENSATORY/ACCELERATED SERVICES

Effective Date

Summer 2010

Previous Board Action

The Board annually reviews the district's summer school programs.

Future Action Expected

The Board annually reviews the district's summer school programs.

Background Information and Significant Issues

See information from Carolyn Gordon that is attached.

Fiscal Impact

The costs of the various programs and their funding sources

were detailed in information presented by Carolyn Gordon at the regular meeting in April.

Total estimated cost of all programs at that time was \$68,370; a little more than one-half of the cost from the Summer of 2009.

Student and Public Benefit Students are provided the opportunity for additional instruction during the summer months.

Procedural and Reporting Implications Depends upon the program and the funding source.

Public Comments None.

Alternatives None.

Other Comments and Related Issues None.

Attachments

- Document from Carolyn Gordon with a brief description of each summer school program offered.

Contact Person(s) Carolyn Gordon, Assistant Superintendent of Curriculum and Instruction

Action Required No Action Required. This item is for information only.

Superintendent's Recommendation Information only.
Mark Pool, Superintendent of Schools

TO: Mark Pool
FROM: Carolyn Gordon
Date: September 21, 2010
RE: Summer School 2010

Summer school was held during June and July for Bilingual students in grades Pre-K and K, students in grades 5 and 8 who did not pass the second administration of reading and/or mathematics and El Campo High School students needing acceleration for their EXIT TAKS exam. High School students were also offered the opportunity to accelerate graduation or need to recover credits.

ECHS had sixty-eight (68) students enrolled for on-line courses with most of these students taking Personal Finance, Government or Economics. Fourteen (14) additional students enrolled in order to recover credit.

Student Success Initiative Program, grades 5 and 8 – Thirty-six (36) 5th grade students and thirty-two (32) 8th grade students received accelerated instruction prior to their third administration of the TAKS test.

Bilingual, grades Pre-K and K – Nineteen (19) Pre-K students attended and 33 Kindergarten students attended a six weeks summer school.

Agenda Item Summary Sheet (6 A)
Meeting Date: September 21, 2010
Submitted by: Mark Pool, Superintendent

Discussion Item

Curriculum and Instruction	Discuss District Gifted and Talented Education Program
Summary	<p>The Board will have the opportunity to discuss the District's Gifted and Talented Program and the Pre-Advanced Placement / Advanced Placement Program with the District's Gifted and Talented Facilitator, Pat Bus. Ms. Bus will be discussing College Readiness Participation Program and our Independent Study Mentorship Program.</p> <p>We will also present historical data for SAT and ACT scores.</p>
ECISD Board Policy	None.
Effective Date	September 21, 2010
Previous Board Action	None.
Future Action Expected	None.
Background Information and Significant Issues	<p>I have included for your review an "Advanced Placement Current Year Score Summary." In 2010 we had a total of 40 Advanced Placement students to take 44 AP Exams. Eleven of those 44 exams (25%) had a score of three or higher.</p> <p>I have also included a report that shows our five year trends on ACT Scores and a comparison with ECISD graduates and other graduates throughout the state with regards to how ACT defines college readiness. I have some concerns in reviewing these reports when looking at how we compare to our students' peers across the State.</p>
Fiscal Impact	None.
Student and Public Benefit	Our brightest students should benefit from a viable program for Gifted and Talented students.

Procedural and Reporting Implications	None.
Public Comments	None.
Alternatives	None.
Other Comments and Related Issues	None.
Attachments	<ul style="list-style-type: none"> • AP Current Year Score Summary • Information recently released by ACT re: College Readiness of ECHS graduates • 2010 College-Bound Seniors from El Campo High School – SAT Data • Five-Year History of ECHS AP Exam Results • Five-Year History of ECHS SAT/ACT Exam Results
Contact Person(s)	<p>Carolyn Gordon, Assistant Superintendent of Curriculum and Instruction</p> <p>Pat Bus, Gifted and Talented Facilitator</p>
Action Required	No action required.
Superintendent's Recommendation	<p>This is an information item only. .</p> <p>Mark Pool, Superintendent of Schools</p>

AP Current Year Score Summary - Aggregated for Districts (2010)

Print / Download Options

This report lists the total numbers district-wide of each AP score (1 to 5) for each AP subject offered in your district.

✓ Data Updated Jul 1, 2010, Report Run Sep 14, 2010

Disciplines : All

El Campo Independent School District (D225914)

Total AP Students in Your District: **40**

District Totals for this View	5	4	3	2	1	Total Exams
Number of Exams	2	2	7	11	22	44
Percentage of Total	5	5	16	25	50	100

Subject Totals	5	4	3	2	1	Total Exams	Average Score
Calculus AB	2		1		4	7	2.4
Biology		1			1	2	2.5
Macroeconomics				2	1	3	1.7
United States Government and Politics			1			1	3.0
United States History		1	5	9	16	31	1.7





College Readiness Letter for:
EL CAMPO IND SCHOOL DISTRICT

July 22, 2010
 Code: 449044

SUPERINTENDENT
 EL CAMPO IND SCHOOL DISTRICT
 700 W NORRIS ST
 EL CAMPO, TX 77437



011062110

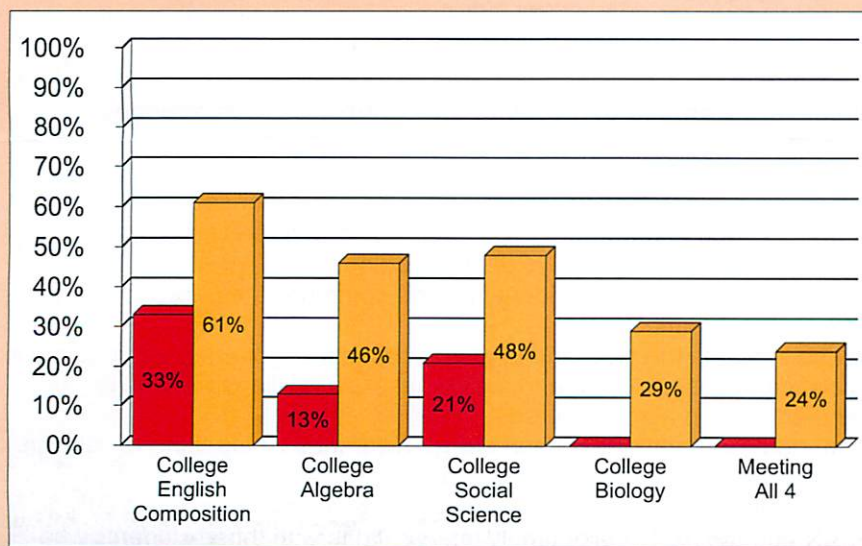
This report reflects the achievement of your graduates on the ACT over time and an indication of the extent to which they are prepared for college-level work. The ACT consists of curriculum-based tests of educational development in English, mathematics, reading, and science designed to measure the skills needed for success in first year college coursework. Table 1 shows the five-year trend of your ACT-tested graduates. From this table you can determine:

- Changes in the number and percentage of participants
- Score changes in subject areas and the ACT composite
- How your graduates compare with state averages

Table 1: Five Year Trends - Average ACT Scores

Grad Year	Total Tested		English		Mathematics		Reading		Science		Composite	
	District	State	District	State	District	State	District	State	District	State	District	State
2006	50	73,524	17.5	19.4	20.1	20.6	19.8	20.5	19.4	20.3	19.3	20.3
2007	19	76,542	17.0	19.5	17.8	20.8	18.3	20.6	18.1	20.4	17.8	20.5
2008	23	79,050	18.7	19.8	19.3	21.2	19.7	20.9	20.1	20.5	19.6	20.7
2009	44	82,640	17.1	19.9	18.7	21.3	18.9	20.9	18.3	20.6	18.4	20.8
2010	24	92,615	16.1	19.7	17.8	21.4	18.0	20.8	18.8	20.9	17.8	20.8

Figure 1. Percent of ACT-Tested Students Ready for College-Level Coursework



Are Your Students Ready for College?

While students will pursue a variety of paths after high school, all students should be prepared for college and work. Through collaborative research with postsecondary institutions nationwide, ACT has established the following as college readiness benchmark scores for designated college courses:

- * English Composition: 18 on ACT English Test
- * Algebra: 22 on ACT Mathematics Test
- * Social Science: 21 on ACT Reading Test
- * Biology: 24 on ACT Science Test

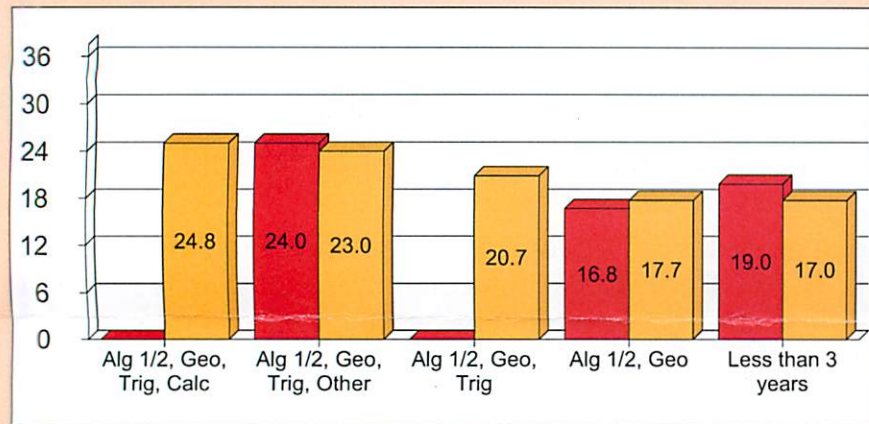
A benchmark score is the minimum score needed on an ACT subject-area test to indicate a 50% chance of obtaining a B or higher or about a 75% chance of obtaining a C or higher in the corresponding credit-bearing college courses.

A High School College Readiness Letter has been sent to the Principal of each high school with at least one ACT-tested graduate.

College Readiness Letter for: EL CAMPO IND SCHOOL DISTRICT

ACT Research has shown that it is the rigor of coursework - rather than simply the number of core courses - that has the greatest impact on ACT performance and college readiness. Figures 2 and 3 report the value added by increasingly rigorous coursework in mathematics and science respectively.

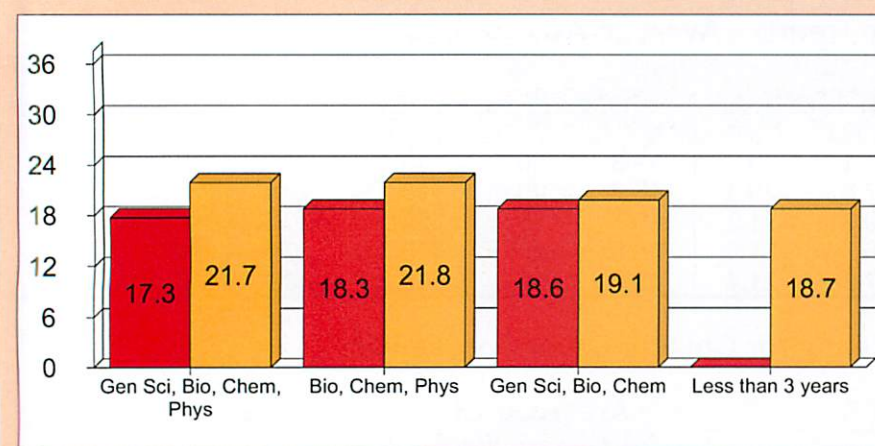
Figure 2. Average ACT Mathematics Scores by Course Sequence



Value Added by Mathematics Courses

Students who take a minimum of Algebra 1, Algebra 2, and Geometry typically achieve higher ACT Mathematics scores than students who take less than three years of mathematics. In addition, students who take more advanced mathematics courses substantially increase their ACT Mathematics score.

Figure 3. Average ACT Science Scores by Course Sequence



Value Added by Science Courses

Students taking Biology and Chemistry in combination with Physics typically achieve higher ACT Science scores than students taking less than three years of science courses.

In order to ensure that all students are ready for college and work, an overview of vital action steps is provided.

College Readiness for All: An Action Plan for Schools and Districts

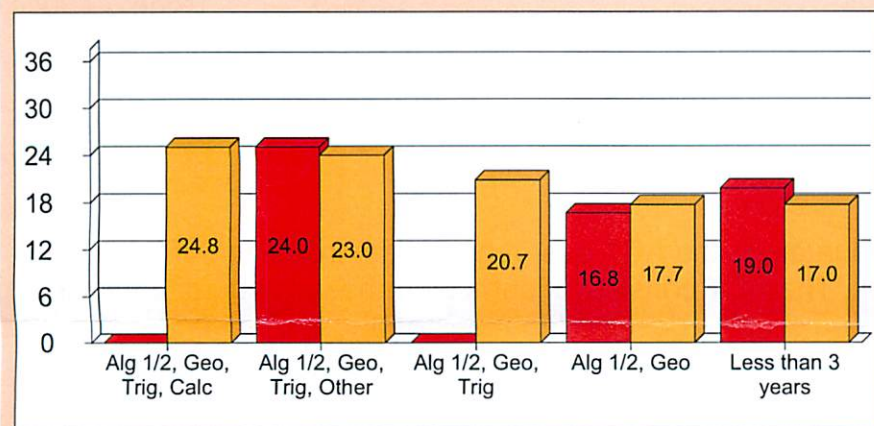
- 1. Create a Common Focus.** Establish collaborative partnerships with local and state postsecondary institutions to come to a shared understanding of what students need to know for college and workplace readiness. Use ACT's College Readiness Standards and the ACT as a common language to define readiness.
- 2. Establish High Expectations for All.** Create a school culture that identifies and communicates the need for all students to meet or exceed College Readiness Benchmark Scores.
- 3. Require a Rigorous Curriculum.** Review and evaluate the rigor and alignment of courses offered and required in your school in English, mathematics, and science to ensure that the foundational skills leading to readiness for college-level work are taught, reaffirmed, and articulated across courses.
- 4. Provide Student Counseling.** Engage all students in early college and career awareness, help them to set high aspirations, and ensure that they plan a rigorous high school coursework program.
- 5. Measure and Evaluate Progress.** Monitor and measure every student's progress early and often using college readiness assessments like EXPLORE, PLAN and the ACT. Make timely interventions with those students who are not making adequate progress in meeting college readiness standards.

To learn more about these recommended action steps and ACT programs that will help improve college readiness for your students, contact your ACT Regional Director at 512-345-1949 or email Austin@act.org.

College Readiness Letter for: EL CAMPO IND SCHOOL DISTRICT

ACT Research has shown that it is the rigor of coursework - rather than simply the number of core courses - that has the greatest impact on ACT performance and college readiness. Figures 2 and 3 report the value added by increasingly rigorous coursework in mathematics and science respectively.

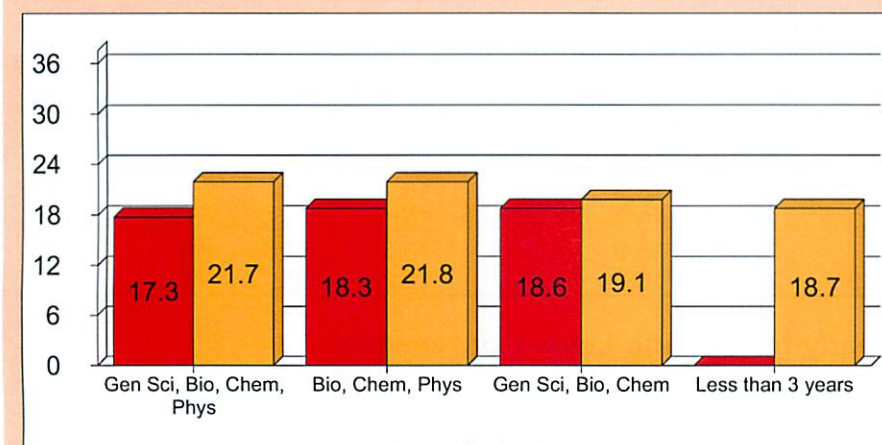
Figure 2. Average ACT Mathematics Scores by Course Sequence



Value Added by Mathematics Courses

Students who take a minimum of Algebra 1, Algebra 2, and Geometry typically achieve higher ACT Mathematics scores than students who take less than three years of mathematics. In addition, students who take more advanced mathematics courses substantially increase their ACT Mathematics score.

Figure 3. Average ACT Science Scores by Course Sequence



Value Added by Science Courses

Students taking Biology and Chemistry in combination with Physics typically achieve higher ACT Science scores than students taking less than three years of science courses.

In order to ensure that all students are ready for college and work, an overview of vital action steps is provided.

College Readiness for All: An Action Plan for Schools and Districts

- 1. Create a Common Focus.** Establish collaborative partnerships with local and state postsecondary institutions to come to a shared understanding of what students need to know for college and workplace readiness. Use ACT's College Readiness Standards and the ACT as a common language to define readiness.
- 2. Establish High Expectations for All.** Create a school culture that identifies and communicates the need for all students to meet or exceed College Readiness Benchmark Scores.
- 3. Require a Rigorous Curriculum.** Review and evaluate the rigor and alignment of courses offered and required in your school in English, mathematics, and science to ensure that the foundational skills leading to readiness for college-level work are taught, reaffirmed, and articulated across courses.
- 4. Provide Student Counseling.** Engage all students in early college and career awareness, help them to set high aspirations, and ensure that they plan a rigorous high school coursework program.
- 5. Measure and Evaluate Progress.** Monitor and measure every student's progress early and often using college readiness assessments like EXPLORE, PLAN and the ACT. Make timely interventions with those students who are not making adequate progress in meeting college readiness standards.

To learn more about these recommended action steps and ACT programs that will help improve college readiness for your students, contact your ACT Regional Director at 512-345-1949 or email Austin@act.org.



College Readiness Letter for:
EL CAMPO IND SCHOOL DISTRICT

July 22, 2010
 Code: 449044

SUPERINTENDENT
 EL CAMPO IND SCHOOL DISTRICT
 700 W NORRIS ST
 EL CAMPO, TX 77437



011062110

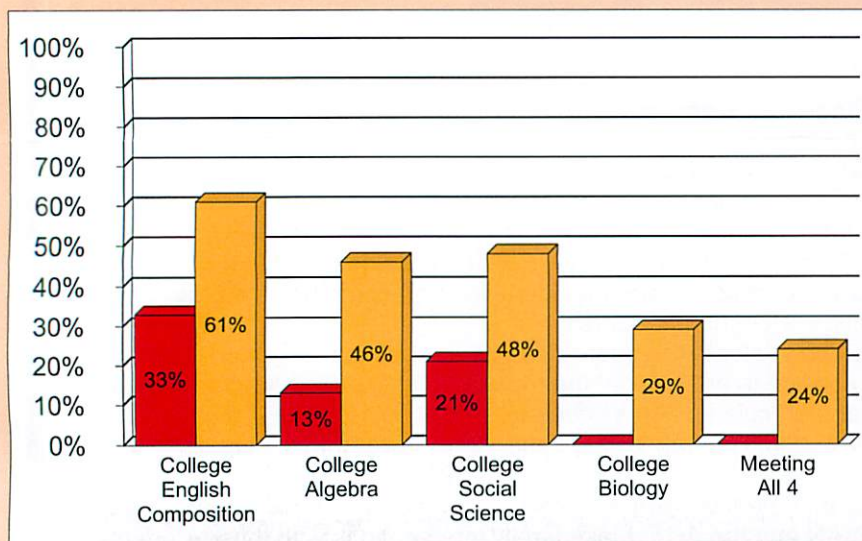
This report reflects the achievement of your graduates on the ACT over time and an indication of the extent to which they are prepared for college-level work. The ACT consists of curriculum-based tests of educational development in English, mathematics, reading, and science designed to measure the skills needed for success in first year college coursework. Table 1 shows the five-year trend of your ACT-tested graduates. From this table you can determine:

- Changes in the number and percentage of participants
- Score changes in subject areas and the ACT composite
- How your graduates compare with state averages

Table 1: Five Year Trends - Average ACT Scores

Grad Year	Total Tested		English		Mathematics		Reading		Science		Composite	
	District	State	District	State	District	State	District	State	District	State	District	State
2006	50	73,524	17.5	19.4	20.1	20.6	19.8	20.5	19.4	20.3	19.3	20.3
2007	19	76,542	17.0	19.5	17.8	20.8	18.3	20.6	18.1	20.4	17.8	20.5
2008	23	79,050	18.7	19.8	19.3	21.2	19.7	20.9	20.1	20.5	19.6	20.7
2009	44	82,640	17.1	19.9	18.7	21.3	18.9	20.9	18.3	20.6	18.4	20.8
2010	24	92,615	16.1	19.7	17.8	21.4	18.0	20.8	18.8	20.9	17.8	20.8

Figure 1. Percent of ACT-Tested Students Ready for College-Level Coursework



Are Your Students Ready for College?

While students will pursue a variety of paths after high school, all students should be prepared for college and work. Through collaborative research with postsecondary institutions nationwide, ACT has established the following as college readiness benchmark scores for designated college courses:

- * English Composition: 18 on ACT English Test
- * Algebra: 22 on ACT Mathematics Test
- * Social Science: 21 on ACT Reading Test
- * Biology: 24 on ACT Science Test

■ Your District
 ■ State

A benchmark score is the minimum score needed on an ACT subject-area test to indicate a 50% chance of obtaining a B or higher or about a 75% chance of obtaining a C or higher in the corresponding credit-bearing college courses.

A High School College Readiness Letter has been sent to the Principals of each high school with at least one ACT-tested graduate.

SAT® Data

Data in this report are for high school graduates in the year 2010. Information is summarized for seniors who took the SAT at any time during their high school years through March 2010. If a student took the test more than once, the most recent score is used.

Table 1: Overall Mean Scores

SAT	Test-Takers Number	Critical Reading		Mathematics		Writing*		Writing Subscores			
		Mean	SD	Mean	SD	Mean	SD	Multiple Choice		Essay	
		Mean	SD	Mean	SD	Mean	SD	Mean	SD	Mean	SD
Total	130	427	94	452	92	423	82	43.7	8.3	5.9	1.6

Table 2: Mean Scores by Gender

SAT	Test-Takers Number	Critical Reading		Mathematics		Writing		Writing Subscores			
		Mean	SD	Mean	SD	Mean	SD	Multiple Choice		Essay	
		Mean	SD	Mean	SD	Mean	SD	Mean	SD	Mean	SD
Female	63	425	88	438	84	436	72	44.1	7.2	6.5	1.4
Male	67	429	99	466	96	412	90	43.3	9.3	5.4	1.6

Table 3: Year in Which Seniors Last Took the SAT

Scores are from the last administration in which seniors took the SAT.

SAT	Test-Takers Number	Critical Reading		Mathematics		Writing		Writing Subscores			
		Mean	SD	Mean	SD	Mean	SD	Multiple Choice		Essay	
		Mean	SD	Mean	SD	Mean	SD	Mean	SD	Mean	SD
Senior (2009-2010)	120	422	86	446	88	418	72	43.2	7.3	5.8	1.6
Junior (2008-2009)	10	489		528		492		50.1		6.8	
Sophomore (2007-2008)											
Freshman (2006-2007)											
Total	130	427	94	452	92	423	82	43.7	8.3	5.9	1.6

Table 4: Mean Scores for State and Total Group

Mean scores for the state and total group may serve as points of reference when evaluating mean scores for the high school.

SAT	Test-Takers Number	Critical Reading		Mathematics		Writing		Writing Sub-Scores			
		Mean	SD	Mean	SD	Mean	SD	Multiple Choice		Essay	
		Mean	SD	Mean	SD	Mean	SD	Mean	SD	Mean	SD
Texas	148,102	484	109	505	108	473	104	47.9	10.4	6.8	1.6
Total	1,547,990	501	112	516	116	492	111	49.3	11.2	7.2	1.6

*Writing data are based on students who took the current version of the SAT, first administered in March 2005. The Writing section contains one essay (30 percent of the total score) and 49 multiple-choice questions (70 percent of the total score). Essay scores range from 2 to 12, with a very small percentage of students (less than 0.3%) receiving scores of 0 on the essay, for essays written completely off topic. Multiple-choice scores range from 20 to 80.

Note: Mean scores are reported when there are five or more test-takers. Standard deviations are reported when there are 25 or more test-takers.

Table 5: Percentiles for High School, State and Total Group

A percentile represents the point below which a percentage of scores fall. Comparing the 25th percentile point to the 75th percentile point gives an idea of the range of performance in a group.

SAT Percentile	High School			State			Total Group		
	Critical Reading	Mathematics	Writing	Critical Reading	Mathematics	Writing	Critical Reading	Mathematics	Writing
75th Percentile	490	510	470	560	580	540	580	600	570
50th Percentile	420	440	420	480	500	460	500	510	490
25th Percentile	360	390	370	410	430	400	420	430	410

Table 6: Score Distributions

 The score ranges in the following table reflect SAT® Skills Insight™, a resource that identifies skills demonstrated by typical students who score in each range. For more information and resources for educators and students, please visit www.collegeboard.com/sat-skills.

SAT Score Range	Critical Reading			Mathematics			Writing		
	Male	Female	Total	Male	Female	Total	Male	Female	Total
700-800	1		1	1		1	1		1
600-690		2	2	5	2	7		1	1
500-590	18	12	30	17	16	33	9	14	23
400-490	18	28	46	30	26	56	29	31	60
300-390	26	16	42	13	17	30	21	17	38
200-290	4	5	9	1	2	3	7		7

Table 7: Total Mean Scores by Ethnicity

SAT Test-Takers Who Described Themselves As:	Test-Takers		Critical Reading		Mathematics		Writing	
	Number	Pct	Mean	SD	Mean	SD	Mean	SD
American Indian or Alaska Native	3	2						
Asian, Asian American, or Pacific Islander								
Black or African American	11	8	381		386		365	
Mexican or Mexican American	10	8	447		460		430	
Puerto Rican								
Other Hispanic, Latino, or Latin American	6	5	428		448		422	
White	40	31	484	94	510	94	480	86
Other								
No Response	60	46	391	85	421	78	394	67
Total	130	100	427	94	452	92	423	82

**ECHS AP EXAM RESULTS
2006-2010**

AP Courses Offered 2009-10	Total Enrollment	Number of Exams Taken	Students Scoring 3 or higher	% Passing
English Language & Composition	58	0	0	0.0%
Spanish Language	3	0	0	0.0%
Calculus AB	12	7	3	42.8%
Biology	17	2	1	50.0%
US History	46	31	6	19.4%
US Government & Politics	25	1	1	100.0%
Macroeconomics	29	3	0	0.0%
TOTAL	190	44	11	25.0%

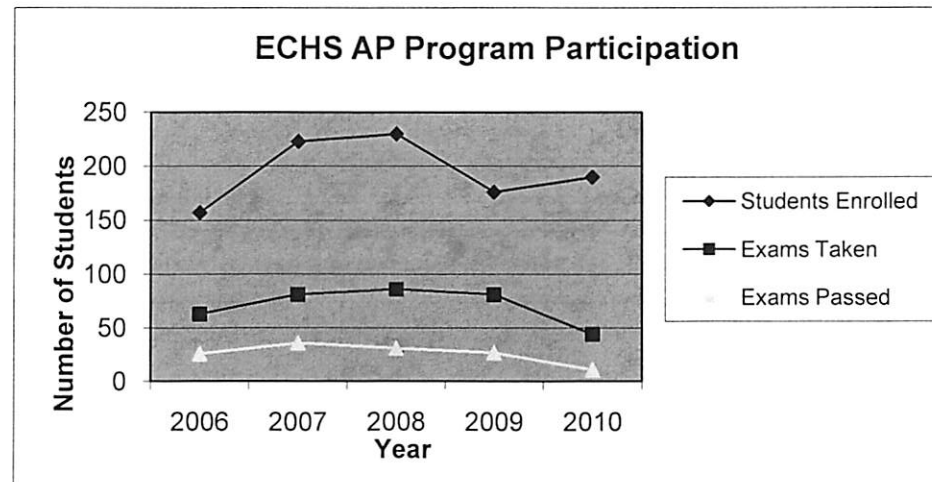
AP Courses Offered 2008-09	Total Enrollment	Number of Exams Taken	Students Scoring 3 or higher	% Passing
English Language & Composition	55	0	0	0.0%
Spanish Language	3	6	4	66.7%
Calculus AB	18	15	10	66.7%
Biology	6	3	0	0.0%
Physics B	6	1	0	0.0%
US History	38	12	4	33.3%
US Government & Politics	31	28	8	28.6%
Macroeconomics	19	16	1	6.3%
TOTAL	176	81	27	33.3%

AP Courses Offered 2007-08	Total Enrollment	Number of Exams	Students Scoring 3 or higher	% Passing
English Language & Composition	51	0	0	0.0%
Spanish Language	4	8	5	62.5%
Calculus AB	21	18	11	61.1%
Physics B	16	3	0	0.0%
US History	40	27	10	37.0%
US Government & Politics	51	22	5	22.7%
Macroeconomics	47	8	0	0.0%
TOTAL	230	86	31	36.0%

**ECHS AP EXAM RESULTS
2006-2010**

AP Courses Offered 2006-07	Total Enrollment	Number of Exams	Students Scoring 3 or higher	% Passing
English Language & Composition	54	0	0	0.0%
Spanish Language	6	4	3	75.0%
Calculus AB	19	18	10	55.6%
Biology	5	1	1	100.0%
Physics B	11	6	3	50.0%
US History	40	26	9	34.6%
US Government & Politics	48	19	6	31.6%
Macroeconomics	40	7	4	57.1%
TOTAL	223	81	36	44.4%

AP Courses Offered 2005-06	Total Enrollment	Number of Exams	Students Scoring 3 or higher	% Passing
English Language & Composition	43	0	0	0.0%
Spanish Language	6	5	4	80.0%
Calculus AB	7	7	7	100.0%
Physics B	18	7	0	0.0%
US History	29	17	11	64.7%
US Government & Politics	21	20	2	10.0%
Macroeconomics	33	7	2	28.6%
TOTAL	157	63	26	41.3%

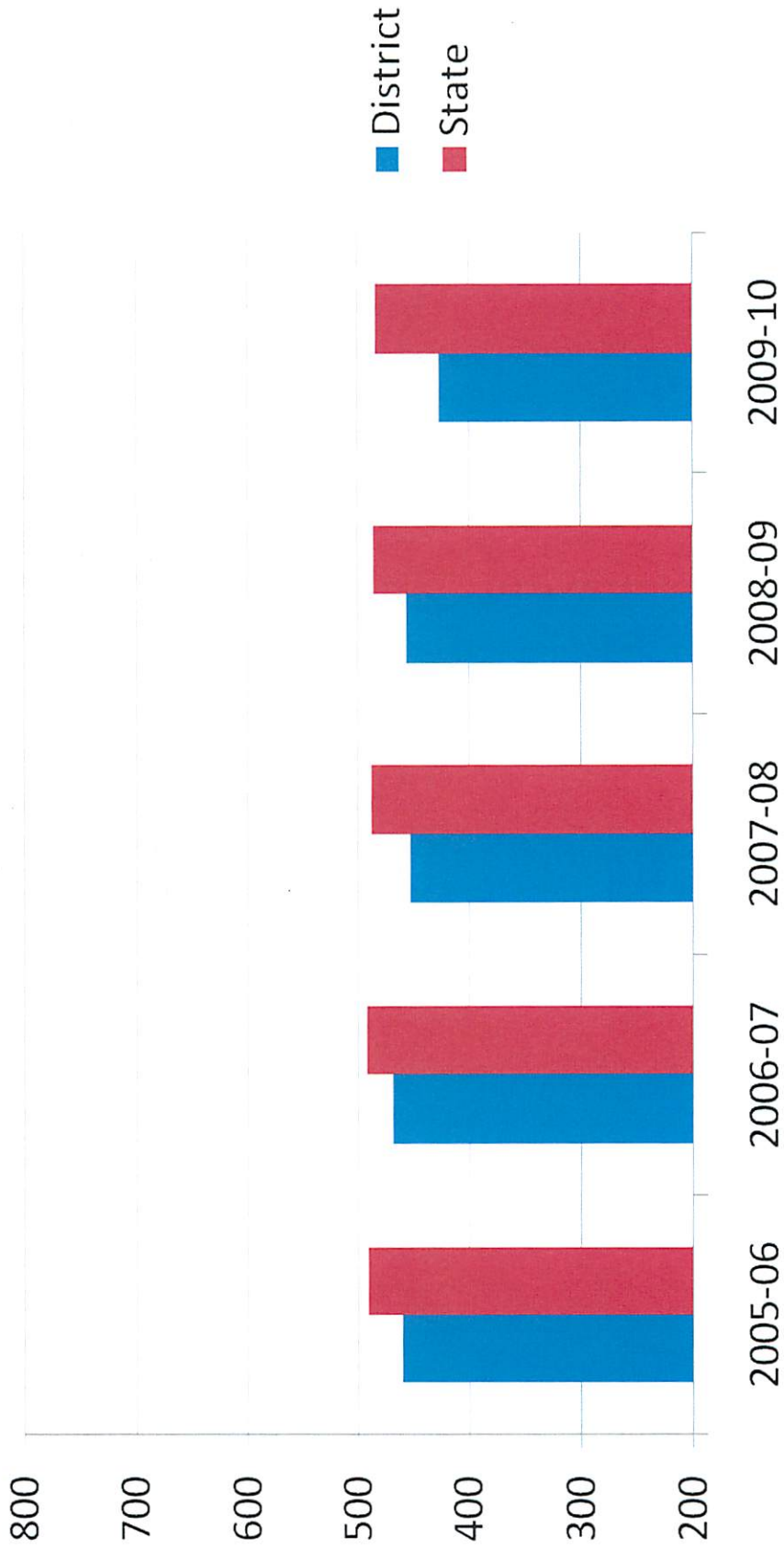


Five-Year Historical SAT Exam Results

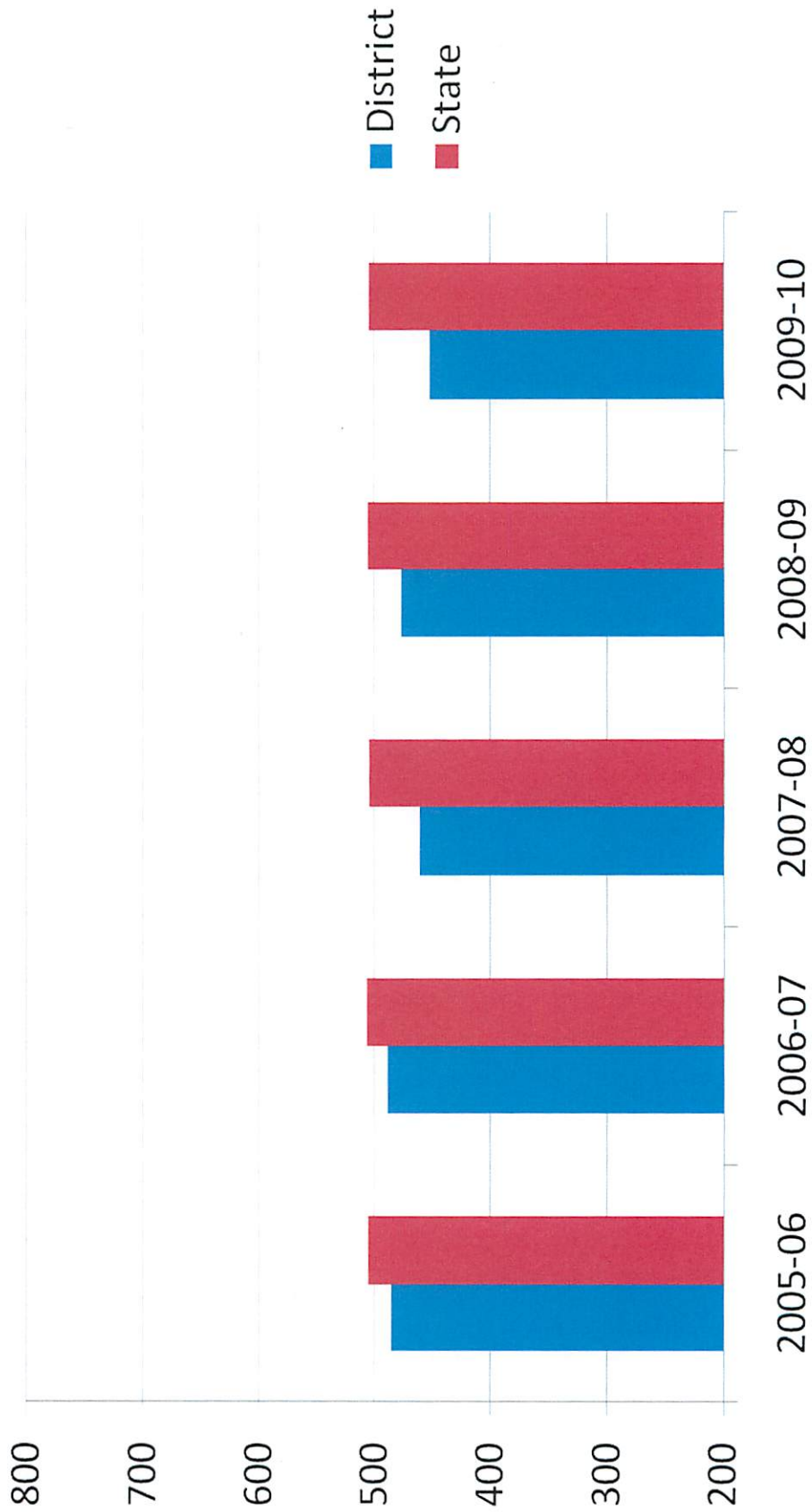
El Campo High School

SAT: Mean Scores for District and State

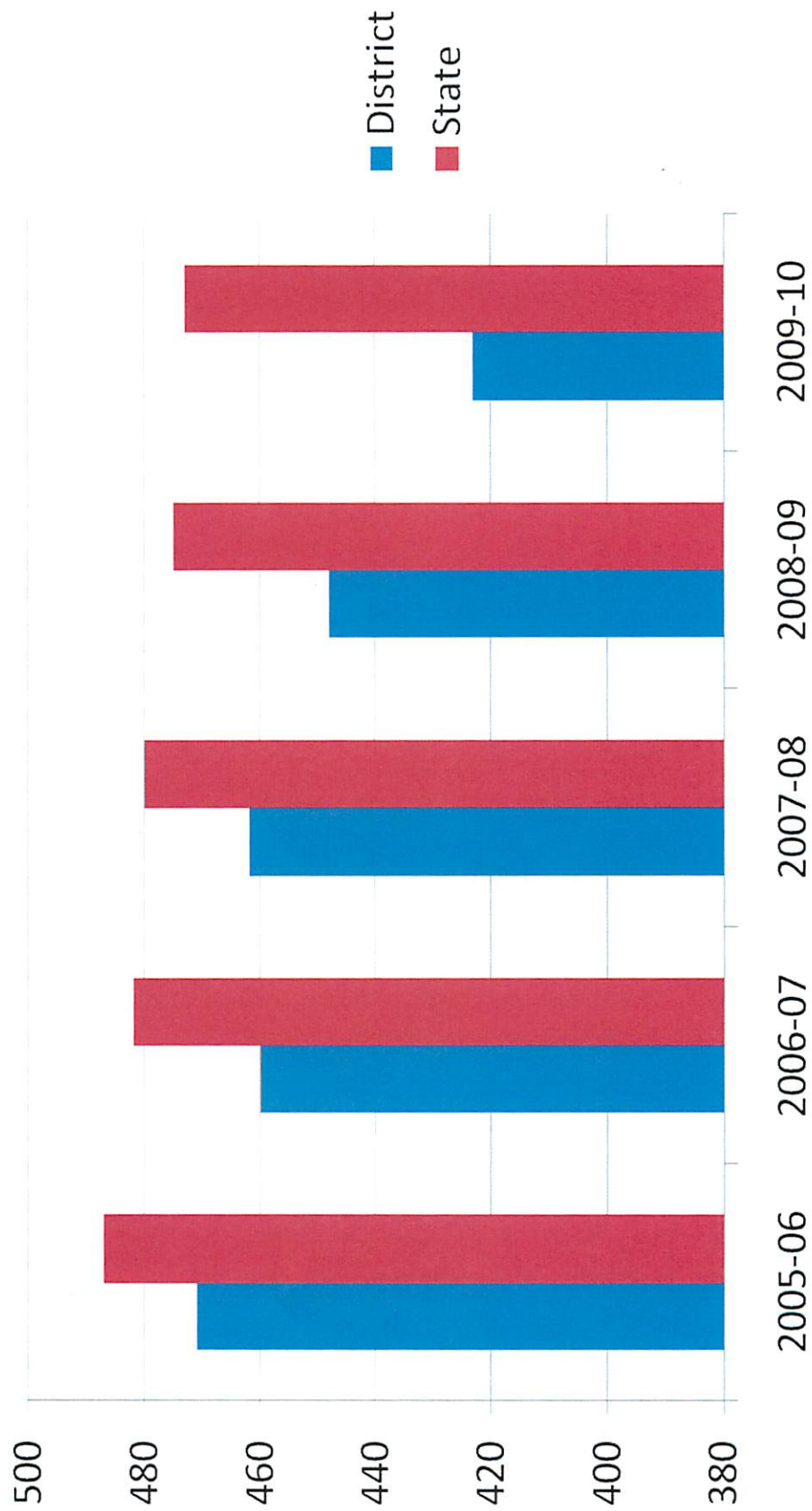
Critical Reading



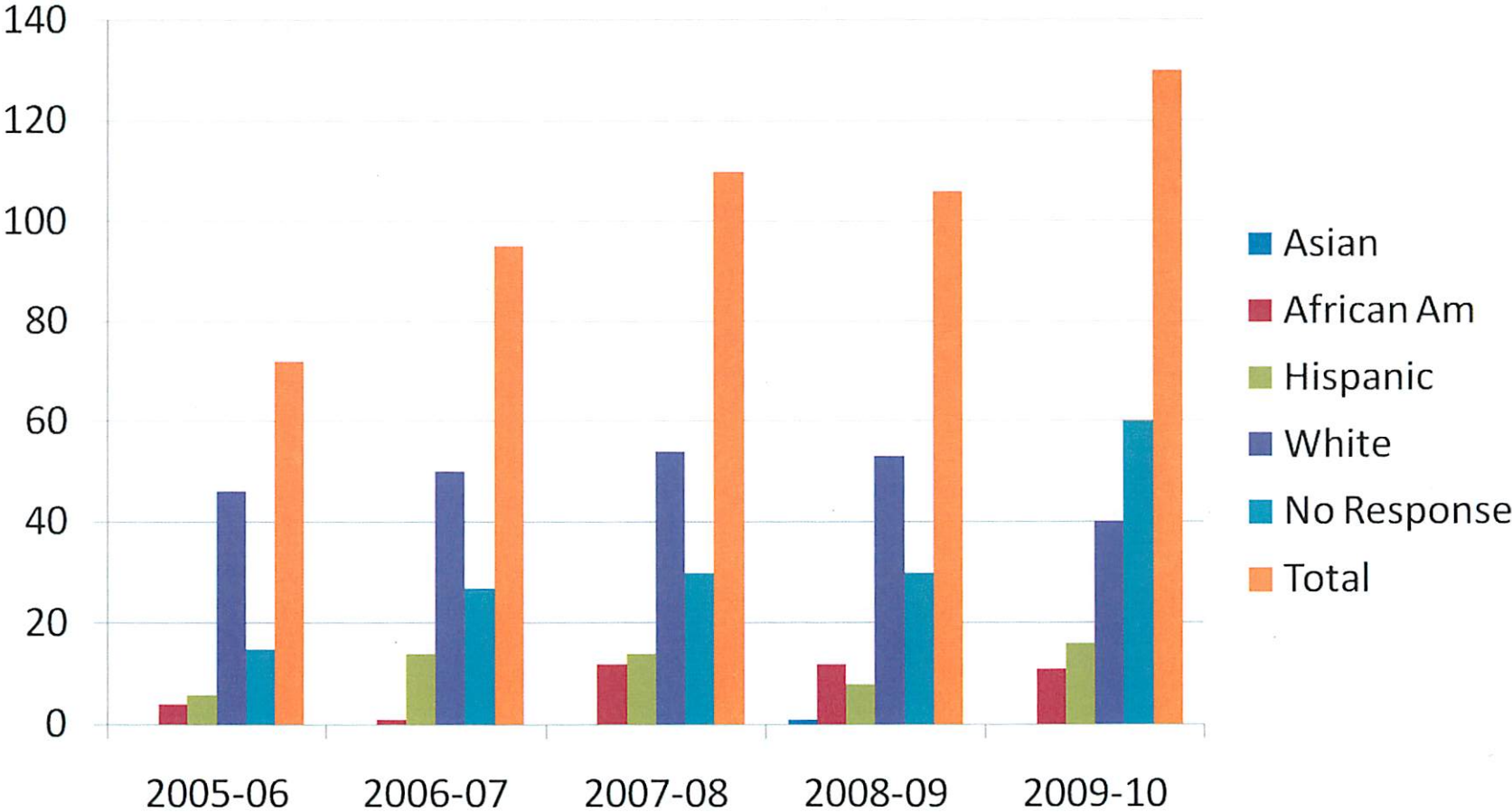
SAT: Mean Scores for District and State Mathematics



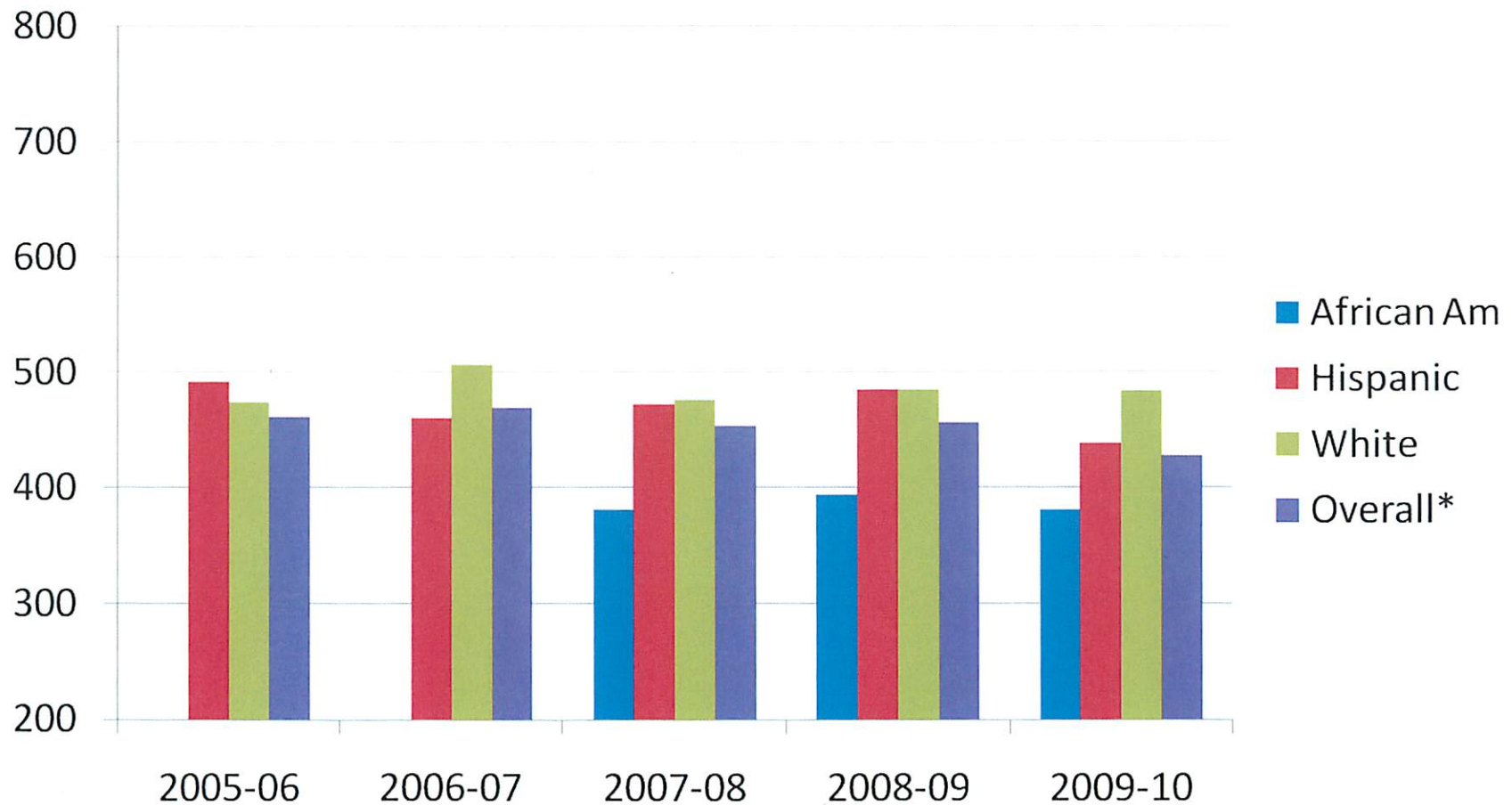
SAT: Mean Scores for District and State Writing



SAT: Participation by Ethnic Group

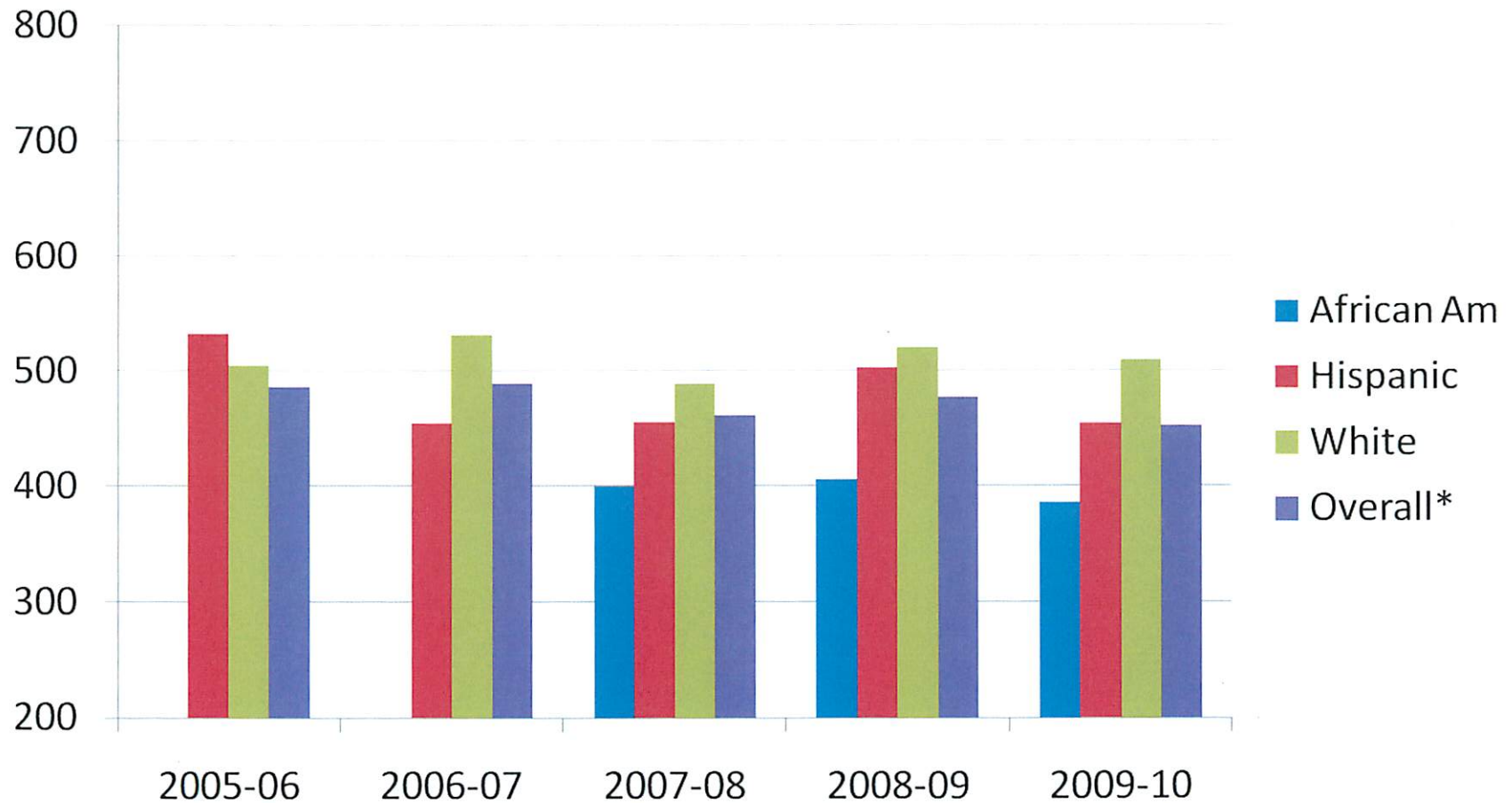


SAT: Critical Reading Performance by Ethnic Group



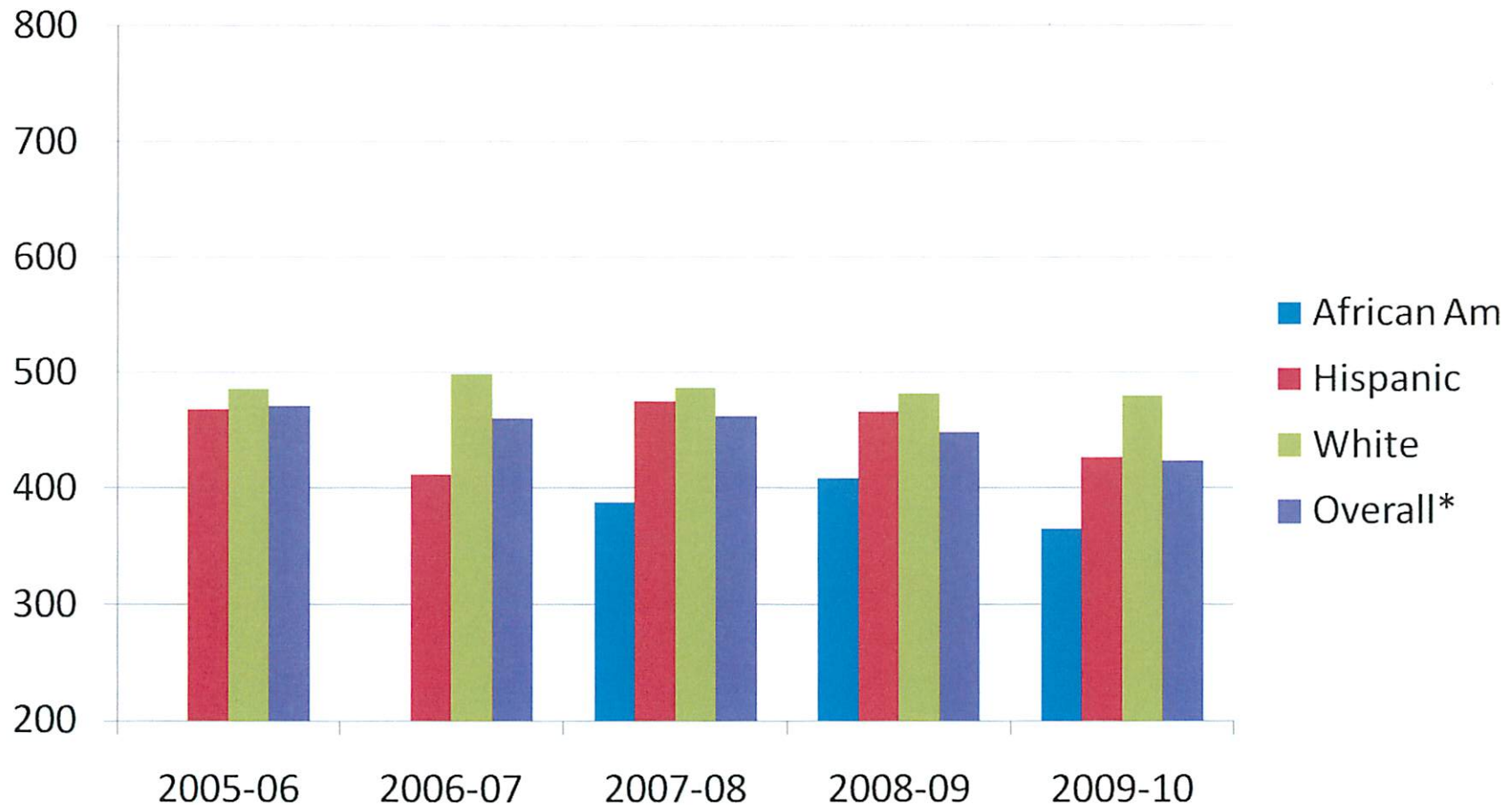
*Represents the mean score for all students, including those who responded "Other" or "No Response" on Self-Reported Ethnic Group .

SAT: Mathematics Performance by Ethnic Group



*Represents the mean score for all students, including those who responded "Other" or "No Response" on Self-Reported Ethnic Group .

SAT: Writing Performance by Ethnic Group



*Represents the mean score for all students, including those who responded "Other" or "No Response" on Self-Reported Ethnic Group .

Agenda Item Summary Sheet (7 A)
Meeting Date: September 21, 2010
Submitted by: Mark Pool, Superintendent

Discussion Only

Governance	Review of Campus Performance Objectives
Summary	<p>According to policy BQ (LEGAL), PLANNING AND DECISION-MAKING, the Board shall ensure that a District improvement plan and improvement plans for each campus are developed, reviewed, and revised annually for the purpose of improving the performance of all students.</p> <p>The policy further requires the Board to annually approve district and campus performance objectives.</p> <p>This month the campus performance objectives are being presented for your review and will be on the consent agenda at the next regular meeting for formal approval.</p>
ECISD Board Policy	BQ (LEGAL), PLANNING AND DECISION-MAKING PROCESS
Effective Date	2010-2011 School Year
Previous Board Action	The Board annually reviews and approves the campus goals and performance objectives for the campus improvement plan.
Future Action Expected	The Board annually reviews and approves the campus goals and performance objectives for the campus improvement plan.
Background Information and Significant Issues	None.
Fiscal Impact	Costs of activities to implement campus goals and performance objectives will be detailed in the Campus Improvement Plans.
Student and Public Benefit	Good planning will help to improve the achievement level of all students.
Procedural and Reporting Implications	District and Campus Plans and Performance Objectives will be made available to the public on each campus and at various other locations throughout the District, and on the district website.

Public Comments	None.
Alternatives	None.
Other Comments and Related Issues	None.
Attachments	Campus Performance Objectives for Each Campus
Contact Person(s)	Carolyn Gordon, Assistant Superintendent of Curriculum and Instruction Campus Principals
Action Required	No Action Required.
Superintendent's Recommendation	This is an information item only. Mark Pool, Superintendent of Schools

**MYATT ELEMENTARY SCHOOL CAMPUS
GOALS AND PERFORMANCE OBJECTIVES
2010-2011 SCHOOL YEAR**

Myatt Elementary will regain the Exemplary Rating by the 2011 school year

Goal 1 Myatt Elementary will continue to implement and align curriculum supported by all staff that use a variety of research based instructional strategies to improve student academic performance in addition to implementing a structured assessment process that demands student and faculty accountability.

Objective 1 By the end of the 2011 school year all students and student groups will meet or exceed the required standards on State assessments in the areas of Reading/ELA, Mathematics, Science and Social Studies.

Goal 2 Myatt Elementary will develop a school climate that has high expectations for student behavior and maintain an environment that encourages student attendance and appropriate behavior.

Objective 1 In the year 2010-2011 data will be collected and tracked to document the frequency of communication among teachers, counselors and administrators with parents.

Objective 2 In the year 2010-2011 there will be a 10% reduction of office discipline referrals.

Goal 3 Myatt Elementary will continue to foster parent and community involvement in the student learning process.

Objective 1 In the year 2010-2011 concerted efforts will be made to involve parents, business, and community representatives in the education of Myatt Elementary school students.

Goal 4 Myatt Elementary will continue to take all steps necessary to hire highly qualified and effective personnel that meet the needs of all Myatt students.

Objective 1 In the year 2010-2011 Myatt will continue to monitor teacher effectiveness through walk-throughs and Professional Development Appraisal System (PDAS) evaluation process.

Goal 5 Myatt Elementary has an environment that respects cultural diversity and supports our non-English speaking students and their families.

Objectives 1 In the year 2010-2011 Myatt Elementary will insure that programs and best practices are implemented that involve economically disadvantaged students, culturally diverse students and non-English speaking students and their families.

HUTCHINS ELEMENTARY SCHOOL CAMPUS GOALS AND PERFORMANCE OBJECTIVES 2010-2011 SCHOOL YEAR

Hutchins Elementary will regain the Exemplary Rating by the 2011 school year

Goal 1 Hutchins Elementary will continue to implement and align curriculum supported by all staff that use a variety of research based instructional strategies to improve student academic performance in addition to implementing a structured assessment process that demands student and faculty accountability.

Objective 1 By the end of the 2011 school year all students and student groups will meet or exceed the required standards on State assessments in the areas of Reading/ELA, Mathematics, Science and Social Studies.

Goal 2 Hutchins Elementary will develop a school climate that has high expectations for student behavior and maintain an environment that encourages student attendance and appropriate behavior.

Objective 1 In the year 2010-2011 data will be collected and tracked to document the frequency of communication among teachers, counselors and administrators with parents.

Objective 2 In the year 2010-2011 there will be a 15% reduction of office discipline referrals.

Goal 3 Hutchins Elementary will continue to foster parent and community involvement in the student learning process.

Objective 1 In the year 2010-2011 concerted efforts will be made to involve parents, business, and community representatives in the education of Hutchins Elementary school students.

Goal 4 Hutchins Elementary will continue to take all steps necessary to hire highly qualified and effective personnel that meet the needs of all Hutchins students.

Objective 1 In the year 2010-2011 Hutchins will continue to monitor teacher effectiveness through walk-throughs and Professional Development Appraisal System (PDAS) evaluation process.

Goal 5 Hutchins Elementary has an environment that respects cultural diversity and supports our non-English speaking students and their families.

Objective 1 In the year 2010-2011 Hutchins Elementary will insure that programs and best practices are implemented that involve economically disadvantaged students, culturally diverse students and non-English speaking students and their families.

NORTHSIDE ELEMENTARY SCHOOL CAMPUS GOALS AND PERFORMANCE OBJECTIVES 2010-2011 SCHOOL YEAR

Northside Elementary will become an Exemplary Campus by the 2011 school year

Goal 1 Northside Elementary will continue to implement and align curriculum supported by all staff that use a variety of research based instructional strategies to improve student academic performance in addition to implementing a structured assessment process that demands student and faculty accountability.

Objective 1 By the end of the 2011 school year all students and student groups will meet or exceed the required standards on State assessments in the areas of Reading/ELA, Mathematics, Science and Social Studies.

Goal 2 Northside Elementary will develop a school climate that has high expectations for student behavior and maintain an environment that encourages student attendance and appropriate behavior.

Objective 1 In the year 2010-2011 data will be collected and tracked to document the frequency of communication among teachers, counselors and administrators with parents.

Objective 2 In the year 2010-2011 there will be a 10% reduction of office discipline referrals.

Goal 3 Northside Elementary will continue to foster parent and community involvement in the student learning process.

Objective 1 In the year 2010-2011 concerted efforts will be made to involve parents, business, and community representatives in the education of our students.

Goal 4 Northside Elementary will continue to take all steps necessary to hire highly qualified and effective personnel that meet the needs of our students.

Objective 1 In the year 2010-2011 Northside will continue to monitor teacher effectiveness through walk-throughs and Professional Development Appraisal System (PDAS) evaluation process.

Goal 5 Northside Elementary has an environment that respects cultural diversity and supports our non-English speaking students and their families.

Objectives 1 In the year 2010-2011 Northside Elementary will insure that programs and best practices are implemented that involve economically disadvantaged students, culturally diverse students and non-English speaking students and their families.

**EL CAMPO MIDDLE SCHOOL CAMPUS GOALS AND
PERFORMANCE OBJECTIVES
2010-2011 SCHOOL YEAR**

*El Campo Middle School will become an Exemplary Campus
by the 2011 school year*

Goal 1 El Campo Middle School will continue to implement and align curriculum supported by all staff that use a variety of research based instructional strategies to improve student academic performance in addition to implementing a structured assessment process that demands student and faculty accountability.

Objective 1 By the end of the 2011 school year all students and student groups will meet or exceed the required standards on State assessments in the areas of Reading/ELA, Mathematics, Science and Social Studies.

Goal 2 El Campo Middle School will develop a school climate that has high expectations for student behavior and maintain an environment that encourages student attendance and appropriate behavior.

Objective 1 In the year 2010-2011 data will be collected and tracked to document the frequency of communication among teachers, counselors and administrators with parents.

Objective 2 In the year 2010-2011 there will be a 10% reduction of office discipline referrals.

Goal 3 El Campo Middle School will continue to foster parent and community involvement in the student learning process.

Objective 1 In the year 2010-2011 concerted efforts will be made to involve parents, business, and community representatives in the education of our students.

Goal 4 El Campo Middle School will continue to take all steps necessary to hire highly qualified and effective personnel that meet the needs of our students.

Objective 1 In the year 2010-2011 El Campo Middle School will continue to monitor teacher effectiveness through walk-throughs and Professional Development Appraisal System (PDAS) evaluation process.

Goal 5 El Campo Middle School has an environment that respects cultural diversity and supports our non-English speaking students and their families.

Objectives 1 In the year 2010-2011 El Campo Middle School will insure that programs and best practices are implemented that involve economically disadvantaged students, culturally diverse students and non-English speaking students and their families.

**EI CAMPO HIGH SCHOOL CAMPUS GOALS
AND PERFORMANCE OBJECTIVES
2010-2011 SCHOOL YEAR**

El Campo High School will be a Recognized Campus by the 2011 school year

Goal 1 El Campo High School will continue to implement and align curriculum supported by all staff that use a variety of research based instructional strategies to improve student academic performance in addition to implementing a structured assessment process that demands student and faculty accountability.

Objective 1 By the end of the 2011 school year all students and student groups will meet or exceed the required standards on State assessments in the areas of Reading/ELA, Mathematics, Science and Social Studies.

Goal 2 El Campo High School will develop a school climate that has high expectations for student behavior and maintain an environment that encourages student attendance and appropriate behavior.

Objective 1 In the year 2010-2011 data will be collected and tracked to document the frequency of communication among teachers, counselors and administrators with parents.

Objective 2 In the year 2010-2011 there will be a 15% reduction of office discipline referrals.

Goal 3 El Campo High School will continue to foster parent and community involvement in the student learning process.

Objective 1 In the year 2010-2011 concerted efforts will be made to involve parents, business, and community representatives in the education of our students.

Goal 4 El Campo High School will continue to take all steps necessary to hire highly qualified and effective personnel that meet the needs of all our students.

Objective 1 In the year 2010-2011 we will continue to monitor teacher effectiveness through walk-throughs and Professional Development Appraisal System (PDAS) evaluation process.

Goal 5 El Campo High School has an environment that respects cultural diversity and supports our non-English speaking students and their families.

Objective 1 In the year 2010-2011 El Campo High School will insure that programs and best practices are implemented that involve economically disadvantaged students, culturally diverse students and non-English speaking students and their families.

Agenda Item Summary Sheet (9 A)
Meeting Date: September 21, 2010
Submitted by: Mark Pool, Superintendent

Information Only

Personnel	Review of Annual Beginning of Year Staffing Report																								
Summary	Each year at the beginning of school we try to take a look at our professional staffing throughout the district. Attached with this summary are list of teachers from each grade level on our elementary campuses and the number of students they have in their classes.																								
ECISD Board Policy	None.																								
Effective Date	September 21, 2010																								
Previous Board Action	The Board annually looks at the class sizes at the beginning of each school year.																								
Future Action Expected	The Board annually looks at the class sizes at the beginning of each school year.																								
Background Information and Significant Issues	<p>According to the 2008-2009 AEIS Staffing Data the following average student to teacher ratios were reported statewide:</p> <table><tr><td>K</td><td>19.0</td></tr><tr><td>1</td><td>19.0</td></tr><tr><td>2</td><td>19.3</td></tr><tr><td>3</td><td>19.3</td></tr><tr><td>4</td><td>19.7</td></tr><tr><td>5</td><td>22.1</td></tr></table> <p>I have highlighted the classes were we meet or exceed these ratios.</p> <p>Note: We have generally agreed to shoot for ratios within the following ranges:</p> <table><tr><td>K</td><td>16 - 18</td></tr><tr><td>1</td><td>18 – 20</td></tr><tr><td>2</td><td>20 – 22</td></tr><tr><td>3</td><td>20 – 22</td></tr><tr><td>4</td><td>20 – 22</td></tr><tr><td>5</td><td>22 – 25</td></tr></table>	K	19.0	1	19.0	2	19.3	3	19.3	4	19.7	5	22.1	K	16 - 18	1	18 – 20	2	20 – 22	3	20 – 22	4	20 – 22	5	22 – 25
K	19.0																								
1	19.0																								
2	19.3																								
3	19.3																								
4	19.7																								
5	22.1																								
K	16 - 18																								
1	18 – 20																								
2	20 – 22																								
3	20 – 22																								
4	20 – 22																								
5	22 – 25																								

Also attached for your review are the middle school and high school master schedule teacher assignments with the number of students they have in each class.

According to the 2008-2009 AEIS Staffing Data the following average student to teacher ratios were reported statewide in the core curriculum areas plus foreign languages:

English Language Arts	19.8
Foreign Languages	21.1
Mathematics	19.6
Science	20.5
Social Studies	21.7

I have highlighted the classes where we meet or exceed these ratios. I also use a 20 : 1 ratio for non-core curriculum areas.

Fiscal Impact	Payroll is the largest part of our General Operating Budget.
Student and Public Benefit	Efficient staffing patterns save payroll costs.
Procedural and Reporting Implications	None.
Public Comments	None.
Alternatives	None.
Other Comments and Related Issues	Next month we may look at proposals for doing a district wide staffing study that could help us improve our staffing efficiency.
Attachments	<ul style="list-style-type: none">• Myatt Elementary Staffing• Hutchins Elementary Staffing• Northside Elementary Staffing• Middle School Staffing• High School Staffing
Contact Person(s)	Mark Pool, Superintendent of Schools Terese Faas, Human Resources Coordinator Campus Principals
Action Required	No action required.
Superintendent's Recommendation	This is an information item only. Mark Pool, Superintendent of Schools

Myatt Elementary

September 3, 2010

Kindergarten

1st Grade

Rm #		
8	Cox	17
13	Ener	17
17	English, B	18
39	English, J	17
47	Gonzalez, D	13
6	Green	18
11	Hernandez	18
15	Janik	16
4	Lutringer	17
5	Marek	16
12	Morton	17
46	Pool	17
38	Richter	12
9	Ritz	17
2	Roppolo	15
3	Seymour	17
7	Sohrt	17
	Dubroc	3
Total		282

Rm #		
42	Amestoy	21
27	Bartek	18
20	Berglund	17
21	Clark	17
23	Cranek	19
30	Frels	19
29	Lauritsen	20
45	Gonzalez, M	11
28	Hicks	19
24	Manis	18
44	Martin	20
19	Mican	20
16	Montello, P	19
25	Prasek	21
22	Raun	19
18	Weinheimer	20
	Dubroc	1
Total		299

Rm#	Pre-K	AM	PM
37	Cantu	13	All Day
35	Cook, K	16	15
36	Osina	17	16
Totals		46	31

Rm#	PPCD/DayCare	
34	Kyle	6
32	Montello, M	4 Day Care
33	Nilson	6
Totals		16

Total

Grade Totals

Spanish 0
English 674

Kindergarten	282
1st Grade	299
Pre-K	77
PPCD/DayCare	16
Totals	674

HUTCHINS ELEMENTARY SCHOOL CLASS COUNTS

2010-2011

September 2, 2010

SECOND GRADE

AGUILAR 19
BUSH 20
CARRUTHERS 19
DOROTIK 20
DRAPELA 20
HENSLEY 19
JANISH 19
MARTINKA 18
MATHEWS 19
NAFEGAR 18
PRIHODA 18
QUINN 20
RASMUSSEN 20
SAMARIPA 21
WILLIAMS 19

Total 289

THIRD GRADE

BOONE 19
BUNGE 18
CUNNINGHAM 18
ERMIS 20
HARRIS 19
JONES 20
KACAL 19
KORENEK 19
KOVAR 16
McCLAIN 19
MERCK 20
RANEY 19
RIPPLE 19
ROD 19
WALTERS 21

Total 284

SPECIAL

BRIDGES _____
CONRAD _____
DUBROC 6
EHLERT _____
GOETSCH _____
HERMANSEN _____
KRPEC _____
T. ATTHEWS _____
THIGPEN _____

Total 6

Total 579

Northside Elementary Teacher Count

<u>22</u>	Bram	(Math/Science/SST)	<u>17</u>	Barnes	(Reading/Lang. Arts/SST)
<u>22</u>	Cranek	(Reading/Lang. Arts)	<u>23</u>	Brandl	(Reading/Lang. Arts/SST)
<u>23</u>	Garcia	(Reading/Lang. Arts)	<u>20</u>	Haas	(Reading)
<u>22</u>	Harp	(Math/Science/SST)	<u>21</u>	Kallina	(Science)
<u>22</u>	Harton	(Math/Science/SST)	<u>21</u>	Michaelson	(Math)
<u>23</u>	Hlavaty	(Math/Science/SST)	<u>21</u>	Nielsen	(Lang. Arts/SST)
<u>22</u>	Kresta	(Math/Science/SST)	<u>18</u>	Perry	(Science)
<u>22</u>	Motal	(Reading/Lang. Arts)	<u>23</u>	Savino	(Math)
<u>22</u>	Ondrias	(Reading/Lang. Arts)	<u>20</u>	L. Smith	(Lang. Arts/SST)
<u>22</u>	Smidovec	(Math/Science/SST)	<u>20</u>	R. Smith	(Math)
<u>23</u>	Thane	(Reading/Lang. Arts)	<u>21</u>	B. White	(Science)
<u>22</u>	Wilkins	(Reading/Lang. Arts)	<u>21</u>	T. White	(Reading)

2010-2011 MIDDLE SCHOOL FACULTY CLASS ROSTER/CLASS COUNTS

TEACHER	1	2	3	4	5	6	7
C BARBEE	TAKS I - 9	TAKS I - 9	TAKS I - 7	TAKS 1-7	CONFERENCE	TAKS II - 6	TAKS II - 7
D BARTOSH	CONFERENCE	TAKS MATH 4	MATH 22	MATH PAP 20	MATH PAP 18	MATH 23	MATH 21
W BROWN	ATH B 8 62	CONFERENCE	SCIENCE 6 22	SCIENCE 6 21	SCIENCE 6 20	SCIENCE 6 23	SCIENCE 6 20
J BULLARD	MATH 6 22	MATH 6 20	RTI INTERVENTION	RTI INTERVENTION	RTI INTERVENTION	RTI INTERVENTION	RTI INTERVENTION
A Byerly	GCS	GCS	GCS	GCS	GCS	GCS	GCS
S CORTEZ	LIFESKILLS 9	LIFESKILLS 10	LIFESKILLS 8	LIFESKILLS 8	CONFERENCE	LIFESKILLS 7	ATHLETICS
S DORNAK	CONFERENCE	ENGLISH 8 21	ENGLISH 8 18	ENGLISH 8 19	ENGLISH 8 20	ENGLISH 8 16	ENGLISH PAP 24
S DORTIK	TAKS MATH 5	TAKS MATH 9	FACILITATOR	FACILITATOR	FACILITATOR	FACILITATOR	FACILITATOR
T DUBROC	S.S. PAP 18	S.S. PAP 18	FACILITATOR	FACILITATOR	FACILITATOR	FACILITATOR	FACILITATOR
N FASS	SCIENCE 8 21	SCIENCE 8 19	SCI PAP 25	CONFERENCE	SCIENCE 8 23	SCIENCE 8 20	SCIENCE 8 22
S FARRAR	THEATRE 7 8	THEATRE 7 9	THEATER 7 21	THEATER 8 23	LUNCH	CONFERENCE	SPEECH 1 20
J FERNANDEZ	SCI 7 PAP 26	SCI 7 PAP 25	FACILITATOR	FACILITATOR	FACILITATOR	FACILITATOR	FACILITATOR
S GADEKE	CONFERENCE	ENGLISH 7 21	ENGLISH 7 16	ENGLISH 7 18	ENGLISH 7 20	ENGLISH 7 19	ENGLISH 7 11
S GAINES	MATH 7 PAP 25	MATH 7 PAP 25	MATH 15	MATH 21	MATH 21	MATH 16	CONFERENCE
J GALVAN	ATHLETICE 62	CONFERENCE	PE B 7&8 13	PE B 7&8 21	ADPT PE 7	PE B 7&8 16	PE B 7&8 11
S GARRETT	CONFERENCE	SCI 8 PAP 26	SCIENCE 8 19	SCIENCE 8 18	SCIENCE 8 24	SCIENCE 8 18	SCIENCE 8 17
K GORDON	SCIENCE 6 22	SCIENCE 6 19	SCIENCE 6 20	SCIENCE 6 22	SCIENCE 6 19	CONFERENCE	ATHLETICE
H GUTHERIE	CONFERENCE	ENGLISH 6 21	ENG PAP 22	READING 19	READING 19	READING 21	READING 19
N GWOSDZ	READING 18	READING 19	CONFERENCE	READING 21	READING 20	READING 19	READING 10
G HENDRICKS	SCI 6 PAP 22	SCI 6 PAP 20	SCI 7 21	SCIENCE 19	SCIENCE 21	SCIENCE 21	CONFERENCE
P HILTPOLD	SOC STU 6 23	SOC STU 6 20	SCO STU 6 23	SOC STU 6 22	TAK MATH 9	CONFERENCE	SOC STU 8 19
S HORAK	RTI INTERVENTION	RTI INTERVENTION	RTI INTERVENTION	RTI INTERVENTION	RTI INTERVENTION	RTI INTERVENTION	RTI INTERVENTION
A HUBANEK	ENGLISH 8 19	ENGLISH 8 20	ENGLISH 8 18	CONFERENCE	ENGLISH 8 23	ENG PAP 24	ENGLISH 8 22
N HUMPHREYS	ATH G 8 56	PE G 7-8 21	PE G 7&8 19	PE G 7&8 22	CONFERENCE	PE 6 G 17	PE G 7&8 9
D JUNG	SOC STU 8 21	SOC STU 8 20	SOCI STU 8 25	CONFERENCE	SOCI STU 8 22	SOC STU 8 21	SOC STU 8 18

TEACHER	1	2	3	4	5	6	7
N Krenek	GCS	GCS	GCS	GCS	GCS	GCS	GCS
L LAMBERTH	CONFERENCE	YEARBOOK 12	CAREER INV 20	CAREER INV 14	CONFERENCE	COM LIT 17	COM LIT 20
D Mathews	ISS	ISS	ISS	ISS	ISS	ISS	ISS
S LANE	SOC STU 6 20	SOC STU 6 22	SOCI STU 6 22	SOC STU 6 22	SOCI STUD 6 23	CONFERENCE	SOC STU 6 17
L MORTON	MATH 6 21	CONFERENCE	MATH 6 21	MATH 6 18	MATH 6 22	MATH TAKS 9	MATH 6 22
H MAUCH	ATH B 7 62	INCLUSION	INCLUSION	CONFERENCE	INCLUSION	INCLUSION	INCLUSION
K MCKELVY	EN 7 19	ENG 7 17	CONFERENCE	ENG PAP 20	ENG PAP 20	ENG 7 16	ENGL 7 15
R MCMILLIAN	INCLUSION	INCLUSION	READING STAT 4	INCLUSION	INCLUSION	CONFERENCE	INCLUSION
S MEEK	ART 2 12	ART 2 16	ART 2 16	ART 3 19	CONFERENCE	ART 1 22	ART 1 19
R MERTA	ENG 6 23	ENG 6 18	ENG 6 17	ENG 6 18	ENG 6 19	CONFERENCE	ENG 6 20
K Miska	INCLUSION	INCLUSION	INCLUSION	INCLUSION	INCLUSION	INCLUSION	INCLUSION
R NAVA	RESOURCE 4	RESOURCE 6	CONFERENCE	RESOURCE 5	RESOURCE 5	RESOURCE 6	RECOURCE 5
J PAUL	COM LIT 22	CONFERENCE	COM LIT 20	COM LIT 22	COM LIT 20	COM LIT 17	COM LIT 20
S Petriskiy	ECHS	ECHS	EC	ECHS	ECHS	CHOIR 7&8 - 24	CHOIR 6 - 21
B PETERSON	CONFERENCE	S.S. PAP 25	SOC STU 8 20	SOCI STU 8 17	SOC STU 8 22	SOC STU 8 22	ATHLETIC B7 62
B J POLASEK	PE B 7-8 18	PE B 7-8 13	PE B 6 9	ECHS	ECHS	ECHS	ECHS
N POPP	INTRO AG 14	CONFERENCE	INTRO AG 13	INTRO AG 14	INTRO AG 14	ISS	LUNCH
M POWERS	ECHS	ISS	BAND 7 52	BAND 8 43	BAND 6 26	BAND 6 42	BAND 6 15
A PREWITT	CONFERENCE	READING 20	READING 17	6 GRADE D HALLL	READING 20	READING 20	READING 21
S PRIESMEYER	MATH 19	MATH 21	MATH TAKS 5	MATH 19	MATH 18	MATH 16	CONFERENCE
D RICE	ECHS	ECHS	BAND 7 52	BAND 8 43	BAND 6 26	BAND 6 42	BAND 6 15
N RODRIGUEZ	SCIENCE 7 16	CONFERENCE	TAKS MATH 5	SCIENCE 7 22	SCEINCE 21	SCIENCE 19	SCIENCE 10
M SANCEZH	ESL-ENG 6 14	ESL-READ 6 13	MIGRANT 4	CONFERENCE	ESL-ENG 6/7 4	ESL READ 7 4	ESL ENG 8 8
C SAVINO	INCLUSION	INCLUSION	INCLUSION	INCLUSION	INCLUSION	CONFERENCE	INCLUSION
C SCHOENER	ATHLETICS	PE G 13	PE G 14	PE G 14	PE G 15	CONFERENCE	ATHLETICS
M SCHOENER	ATHLETICS 62	PE B 6 16	CONFERENCE	PE B 15	PE B 6 16	PE B 6 12	
K SIMMONS	READING 18	READING 18	READING 17	CONFERENCE	READING 20	READING 20	READING 12
K SMITH	SOC STU 21	SOC STU 19	SOCI STU 20	SOC STU PAP 23	SOC STU PAP 22	SOC STU 18	CONFERENCE
R STAFF	CONFERENCE	MATH 23	MATH 22	MATH 19	ALGEBRA 31	MATH 20	MATH 17

TEACHER	1	2	3	4	5	6	7
J STANLEY	PE G 7&8 23	HEALTH 12	HEALTH 16	HEALTH 11	CONFERENCE	PE G 7&8 15	ATH G 7 69
L STRARUP	SOC STU 19	CONFERENCE	ISS	SOC STU 20	SOC STU 21	SOC STU 19	SOC STU 16
L SUPAK	CONFERENCE	MATH 22	MATH 24	MATH PAP 14	MATH PAP 18	MATH 20	MATH 21
B TOMANEK	FACILITATOR	FACILITATOR	FACILITATOR	FACILITATOR	FACILITATOR	READING 24	READING 24
M VANGORP	ECHS	ECHS	BAND 7 52	BAND 8 43	BAND 6 26	BAND 6 42	BAND 6 15
S VESLEY	READUBG 19	READUBG 17	CONFERENCE	READING 19	READING 21	LUNCH	READING 21
H WILLIS	READING 22	READING 21	READING 16	READING 21	READING 19	READING 22	CONFERENCE
K WILSON	ENGLISH 18	READING 21	CONFERENCE	ENGLISH 19	ENGLISH 17	ENGLISH 21	ENGLISH 20
M WORKMAN	INCLUSION	INCLUSION	INCLUSION	CONFERENCE	INCLUSION	INCLUSION	INCLUSION

2010 – 2011 Faculty Class Roster

		8:00-8:47	8:52-9:44	9:49 – 10:36	10:41 – 11:28	11:33 – 12:54	12:59-1:46	1:51 – 2:38	2:43 -3:30
TEACHER	ROOM	1	2	3	4	5	6	7	8
Allen, T	S108	Biology 1(Inc) 24	Biology 1 (Inc) 17	Biology 1 24	AP Biology 2 25	Athletics	AP Biology 2 13	Biology 1 24	Conference
Arkadie, D	204	Conference	US History 23	US History (inclusion) 22	US History 26	Athletics	US History 15	US History 24	US History (inc) 24
Axel, F	S114	IPC 18	IPC (Inclusion) 17	IPC (Inc) 19	IPC 23	Athletics	Conference	IPC (Inc) 23	IPC 23
Babcock, E.	A205	World History 17	World History 12	Conference	World History 19	World History 23	World History 16	World History 18	Athletics
Baron, T.	A 223	Geometry 19	Geometry 13	Geometry 19	Geometry 21	Pre Cal 25	Pre Cal 23	Conference	Pre Cal 23
Barron, A	A 103	English 1 19	English 1 14	English 1 (Inc) 20	English 1 (Inc) 23	Athletics	Conference	English 1 20	Athletics
Barron, J.	H3	-----	Elementary	-----	-----	Athletics	Teen Leadership 22	Teen Leadership 20	Athletics
Brandl, G	AV 4	Instr Prac Ed 21	Instr Prac Ed 13	Conference	DCP 29	DCP 18	TS Data Entry 25	Supervision	Supervision
Brandl, K	S110	IPC 14	IPC 11	IPC 14	IPC 20	Athletics	Conference	IPC 17	Athletics
Byerly, C	AV 1	Math Inter	Math Inter	Math Inter	Math Inter	Athletics	Math Inter	Math Inter	Athletics
Canales, A	A 208	Geometry 13	Geometry 16	Geometry 16	Geometry 21	MM 10	Geometry (Inc) 17	Conference	MM 17
Clark, T	AV12B	Ag Mech M T 12	Adv An – Science 24	Ag Mech Mt 16	Prin Afnr 25	Prin Afnr 25	Conference	Supervision	Supervision
Condra, W	3 rd – H3 6 th – H1	ECMS	R	World History 12	Conference	Athletics	World History (inclusion) 17	Conference	Athletics
Cornelius, F	WS	Const Tech 17	Conference	Const Tech 17	Const Tech 18	Const Tech 19	Bldg Mat Tech 17	Constr Mgt 13	Const Mgt 12
Couvillion, K	A 202	Conference	Alg 1 17	Alg 1 18	Geometry PAP 18	Alg 1 18	Geometry PAP 17	Alg 1 19	RTI
Dornak, B	A125	English 4 19	English 4 23	English 4 18	English 4 24	English 4 18	English 4 10	Conference	English 4 15
Easter, R	C21	Trainer	Trainer	Trainer	Trainer	Athletics	Teen Leadership 10	Teen Leadership 12	Athletics
Elliott, H	A 203	Algebra 1 (Inc) 18	Algebra Intense 15	Alg Lab 15	Geometry 21	Algebra 1 18	Geometry 21	Conference	Algebra 1 19
George, C	AV1	Math Intervention	Math Inter	Math Inter	Math Inter	Athletics	Math Inter	Math Inter	PE
Gordon, D	C21	Social Skills 5	Inclusion	Inclusion	Inclusion	Inclusion	Conference	Inclusion	Inclusion
Hall, S	C12	Spanish 2 15	Spanish 1 25	Spanish 1 23	Spanish 23	Spanish 2 25	Spanish 1 16	Conference	Spanish 2 25
Hamman, D	A 218	Conference	Algebra Intense 15	Algebra Lab 15	----- MATH FACILITATOR -----				
					153				
Hardin, C	V12A	Ag Fab 17	Desn/Fab 14	Ag Fac Desn/Fab 6	Ag Fac Desn/Fab 6	CP 18	CP 20	Conference	Supervision

		8:00-8:47	8:52-9:44	9:49 – 10:36	10:41 – 11:28	11:33 – 12:54	12:59-1:46	1:51 – 2:38	2:43 -3:30
TEACHER	ROOM	1	2	3	4	5	6	7	8
Harp, J	A 124	Teen Leadership 11	Teen Leadership 18	Teen Leadership 21	Teen Leadership 18	Athletics	Conference	Teen Leadership 15	Varsity Golf 16
Hlavaty, B	H-addition	18+ Special Ed 3	18+ Special Ed 3	18+ Special Ed 3	18+ Special Ed 3	18+ Special Ed 3	18+ Special Ed 3	18+Special Ed	18+ Special Ed
Hunt, Pamela	G1	Credit Recovery 4	Credit Recovery 4	Conference	Credit Recovery 4	Credit Recovery 4	Credit Recovery 3	Credit Recovery 12	Credit Recovery 2
Hyer, D	A105	Art 1 & 3 26	Art 1 27	Art 1 27	Art 2,3,4 15	Conference	Art 1 27	Art 1 28	Art 2,4 15
Janak, C									
Janke, S	S118	Conference	Chemistry 1 PAP 18	Chemistry 1 PAP 14	----- SCIENCE FACILITATOR -----				
Jensen, S	H 1	World Hist PAP 23	Conference	Economics 11	World History PAP 22	ECO 6	Derby Doll Prep 17	Derby Doll Prep 24	World History PAP 25
Johnson, R	Practice gym (B)	Pe1A PE1B 15	PE 2 7		Duty	PE 1B 14	PE1A 18		Athletics Conf
Korenek, D	A218	RTI	Inclusion	Inclusion	Conference	Teen Leadership S215 27	Inclusion	Inclusion	Inclusion
Krause, A	C 24	Spanish 2 14	Spanish 2 18	Spanish 2 19	Spanish 2 23	Spanish 2 28	Spanish 2 23	Conference	Spanish 2 27
Krenek, R	A224	RTI	Algebra 1 18	Algebra 1 17	Conference	Athletics	Algebra 1 19	Algebra 1 (Incl) 20	Athletics
Kremling, N	Practice gym (G)	- ECMS -	Conference	PE 1A PE 1 B 22	PE 1 A PE 1B 26	Athletics	Duty		Athletics
Kresta, M.	AV10	Print / Image Tech 6	Conference	Print / Image Tech 14	Yearbook 1 / 2 8	Photo Journalism 16	Good News	Photo Journalism 15	Tech Sup
Kuretsch, L	AV 19	Auto Tech 1 8	Auto Tech 1 8	Conference	Eng Tech 12	Duty	----- Auto Tech 1 & 2/ AYES ----- 16		
Kyle, D	AV 3	Money Manage 21	Money Manage 15	Money Manage 25	Money Manage 23	Conference	Money Manage 22	Money Manage 23	Money Manage 21
Little, S	C10/11	Math 4 A/L Math 3 A/L 7	English 1 A/L 7	English 2 A/L English 3 A/ 9	Alg A/L 11	English 4 A/L 8	Math 2 A/L 10	Math 3 A/L 5	Conference
Losoya, J	AV 7	Conference	-----Cosmetology 1 & 2----- 11			Duty	-----Cosmetology 1 & 2----- 18		
Lyford, S	S215	Floral Design 17	Biology 1 21	Flor Design 25	Conference	Biology 1 PAP 26	Biology 1 PAP 22	Floral Design 24	Floral Design 25
Marek, T	H 5	Wld Geography 15	Wld Geography 10	Wld Geography (Inc) 21	Wld Geography 17	World Geography(Inc) 23	World Geo 18	Conference	World Geography(Inc) 21
Matula, D	RGC	US History 9	US History 12	US History 9	Conference	JV & V Athletics	US History 8	US History 26	Athletics
May, T	RG/Aud	Dance 2 9	Modern Dance 30	Conference	Modern Dance 1&2 13	Modern Dance 20	Modern Dance 23	Modern Dance 2 12	Dance 1 29
McClure, C	A 206	Ind St. Math 17	Conference	Algebra 2 20	Algebra 2 PAP 18	Algebra 2 15	Algebra 2 20	Algebra 2 PAP 22	Algebra 2 15
McCoy, M	S116	Env Systems 22	Env Sys 14	Env Sys 13	Aquatic Science 11	Env Science 21	Aquatic Science 9	Env Science 21	Conference
Miculka, L		Inclusion	Gov't S (C21) 8	Inclusion	Conf 154	Inclusion	Inclusion	Inclusion	Inclusion
Nevlud, D	H 8	Prin HU Svc 12	Lifetime Nut/Well 14	Conference	Prin Hu Svc 22	Prin Hu Svc 24	Child Dev 19	Child Dev 25	Food Sci 7

		8:00-8:47	8:52-9:44	9:49 – 10:36	10:41 – 11:28	11:33 – 12:54	12:59-1:46	1:51 – 2:38	2:43 -3:30
TEACHER	ROOM	1	2	3	4	5	6	7	8
Novosad, B	A 220	Math TAKS 12 7	AP Cal 10	Algebra 2 18	Math TAKs 12 7	Algebra 2 14	Algebra 2 19	Math TAKS 12 13	Conference
Osore, K	A 201	Math Mod 8	Conference	Pre Cal PAP 17	Pre Cal PAP 18	Math Mod 6	Math Mod 7	Math Mod 10	Math Mod 12
Palt, M	A 102	US History AP 18	US History AP 20	Conference	-----SOCIAL STUDIES FACILITATOR-----				
Paul, B	C22	Spanish 3 16	Spanish 1 16	Spanish 1 16	Spanish 3, 4AP,5H 10	Spanish 3 9	Spanish 1 19	Conference	Spanish 3 15
Pavlu, Alfred	TC	----- Northside PE -----							Tennis (courts) 30
Peikert, R	AV 5	Animation 11	Web Tech 11	Credit Recovery 2	Business Law 14	Prin Bus Mkt 24	Conference	Business Law 16	Credit Recovery 6
Peters, S	AV15	Wildlife 24	Hort Science 17	Wildlife 26	Livestock Prod 16	Principals of Ag Resource 27	Conference	Supervision	Supervision
Petrisky, S	Choir	Conference	Treble Choir 22	Mixed Choir 27	Choral 25	----- ECMS -----			
Poenitzsch, L	H 6	Culinary Arts 16	Culinary Arts 19	Prac Culinary Arts 6	Prac Culinary Arts 6	Culinary Arts 25	Culinary Arts 16	Conference	Prep
Polasek, BJ	A124	----- ECMS -----			Conference	Athletics	Health 19		Athletics
Polasek, C	119	Government 16	World Geography (Inc) 15	Government 17	US Government 24	US Government 7	Conference	W. Geography inclusion 24	Government 14
Polasek, L	S212	Biology 1 20	Biology 1 18	Chem 1 8	Chem 1 14	Chem 1 19	Chem 1 13	Biology 1 (Inc) 23	Conference
Popp, M	A118	Grand Cen. Stat	Grand Cen. Stat	Grand Cen. Stat	Grand Cen. Stat	Athletics	GCS	Conference	Athletics
Rice, D	AV 10	Band	Video Tech 13	ECMS	ECMS	ECMS	ECMS	ECMS	ECMS
Rives, A	A106	English 1 PAP 13	English 1 (Inc) 16	Eng I 22	English 1 PAP 17	Conference	English 1 PAP 15	English 1 20	I/S Mentorship 11
Rod, D	Practice gym	Derby Dolls 34	DD Aides 1						
Skinner, C	S120	Physics 13	Physics 18	Physics 16	Conference	PAP Physics 18	PAP Physics 24	Physics 23	Tech Sup
Skinner, K	A 222	Debate 1 5	Conference	Com Ap 21	Com Ap 21	Oral Inter 1 & 2 12	Com Ap 21	Debate 1 12	UIL
Smith, T	MS	Prin Mfg 20	Prin Mfg 21	Conference	Prec Mtl Mfg 10	Welding 1 20	Prin MFG 21	Flex Mfg 18	Welding 1 19
Sohrt, M	S210	Chemistry 1 25	Chemistry 1 19	Astronomy 25	Chem 1 24	Athletics	Astronomy 23	Chemistry 1 23	Conference
Speaker, H	A104	English 4R 11	English 3 21	English 3 16	English 3 22	English 3 23	English 3 19	Conference	English 3 21
Spennath, P	A 219	World History (inc) 8	WCJC Gov't 23	WCJC Gov't 27	Conference	World History (incl) 12	World History 12	World History 10	World History (Inc) 25
Stehling, D	AV 8	Voc Ed	CBI	CBI	CBI	Comm	Conference	Supervision	Supervision
Stogner, C	H7	Conference	Medical Term 6	Pr Health Sci 3	Pr Health Sci 3	Prin Health Sci 10	Prin Health Sci 17	Health Science 10	Health Science 10
Swenson, BJ	A 117	English 2 PAP 21	English 2 PAP 22	Conference	----- ENGLISH FACILITATOR -----				

