

# Agenda of Special Meeting

## The Board of Trustees San Angelo ISD

---

A Special Meeting of the Board of Trustees of San Angelo ISD will be held Monday, June 8, 2020, beginning at 5:45 PM in the San Angelo ISD Administration Building, Board Room, 1621 University, San Angelo, TX 76904.

If, during the course of the meeting, the Board of Trustees should determine that a Closed Session is required, the Board will conduct a closed meeting in accordance with the Texas Open Meetings Act, Texas Government Code 551, Subchapters D and E, including but not limited to: 551.071 – Consultation with Attorneys; 551.072 – Real Property; 551.074 – Personnel Matters; 551.075 – Conference with Employees; 551.976 – Security Devices; 551.082 – School Children/District Employees/ Disciplinary Matters or Complaint; 551.0821 – Personally Identifiable Information About Public School Student; 551.084 - Investigation

The subjects to be discussed or considered or upon which any formal action may be taken are as listed below. Items do not have to be taken in the order shown on this meeting notice.

Unless removed from the consent agenda, items identified within the consent agenda will be acted on at one time.

1. Call To Order And Establish Quorum
2. Public Comments for Topics Not On the Agenda of this Meeting
3. Consider Superintendent's Recommendations for Personnel for School Year 2020-2021  
(Texas Government Code 551.074)  
Farrah Gomez
4. Consider RFQ# 20-03 Lake View Band Uniforms  
Jason Henry
5. Conduct Finance and Audit Committee Workshop
  - A. Management Oversight Presentation - Child Nutrition
  - B. Finance - Routine Reports
    1. Financial Reports
      - a. Bills and Accounts
      - b. Monthly Investment Report
      - c. Quarterly Investment Report
      - d. General Fund Amendment
      - e. Tax Collection Report
    2. Procedures Report
      - a. Audit and Activity Funds
    3. Purchasing Report
  - C. Facilities
    1. Facilities/Maintenance Report

- a. Utility Report
  - b. Work Order Report
  - c. Turf Management Report
- D. Capital, Revitalization, Other Projects
  - 1. Project list
- E. Other
  - 1. Other Agenda Items
- 6. Review Proposed Agenda for June 15, 2020 Regular Board Meeting (as follows)
  - A. Invocation
    - Lt. Gen. Ronnie Hawkins
  - B. Pledge of Allegiance - United States and Texas
  - C. Recognitions
    - 1. Recognition of Central and Lake View JROTC
      - Molly Johnson
  - D. Public Comments for Topics Not On the Agenda of this Meeting
  - E. Minutes
    - 1. May 4, 2020 - Special (Remote) Meeting
    - 2. May 11, 2020 - Special/Finance/Pre-Agenda (Remote) Meeting
    - 3. May 18, 2020 - Regular (Remote) Meeting
  - F. Reports
    - 1. Partnership with Goodfellow AFB
      - Carl Dethloff
    - 2. Update on Academic Progress
      - Jana Rueter
  - G. Consent Items
    - 1. Consider Donations
      - Hope Flores
  - H. Consider Bills, Accounts and Financial Statements - May 2020
    - George McFarland
  - I. Consider Proposed Amendment for District Official Budget: General Fund
    - Hope Flores
  - J. Consider Approval of the Quarterly Investment Report ending May 31, 2020
    - Christina Chavez
  - K. Consider Acceptance of Audit Engagement Letter from Eide Bailly CPA's and Business Advisors
    - George McFarland
  - L. Consider Approval of a TEA Waiver for Missed School Days and Approval of the Required Superintendent's Attestation Statement
    - George McFarland
  - M. Consider Approval of COVID Related Waiver – CPR Instruction Waiver
    - Shelly Hullihen
  - N. Consider Approval of Bids for the Child Nutrition Dept. for the 2020-2021 School Year – Warehouse Products
    - Michelle Helms
  - O. Consider Increase in Meal Prices for the 2020-21 School Year
    - Michelle Helms

- P. Consider Procurement of Roof Repairs  
Jason Henry
- Q. Consider Superintendent's Recommendations for Personnel for School Year 2020-2021  
(Texas Government Code 551.074)  
Farrah Gomez
- R. Consider Delegate and Alternate Delegate for TASB Convention  
Carl Dethloff
- S. Review Board Operating Procedures and Standards  
Carl Dethloff
- T. Announcements
  - 1. Finance/PreAgenda Workshop - July 13, 2020 - 5:45 p.m.
  - 2. Regular Board Meeting - July 20, 2020 - 5:45 p.m.
- 7. Consider Other Topics for Discussion
- 8. Adjournment

**BOARD AGENDA REPORT**

**SAN ANGELO INDEPENDENT SCHOOL DISTRICT**

**DATE:** June 8, 2020

**SUBJECT:** Superintendent's Recommendations for Personnel for 2020-2021

**BACKGROUND INFORMATION REASON FOR BOARD CONSIDERATION:**

Personnel recommendations address staffing needs for the upcoming school year. Candidates have been evaluated by the Human Resources Department, instructional supervisors, and respective campus principals.

**ADMINISTRATIVE CONSIDERATION/FACTS AND ANSWERS:**

Considerations are made in accordance with Board Policy DCA (LEGAL) and DCA (LOCAL).

**RECOMMENDED BOARD ACTION:**

Approval of probationary contract(s) as presented.

**SUBMITTED BY:** Dr. Farrah Gomez

Assistant Superintendent of Human Resources & Professional Learning

**SUPERVISOR:** Dr. Carl Dethloff

Superintendent

**Approved for presentation to the Board of Education:**

**Amount:**

**Budgeted:**  Yes  No

**Dr. Carl Dethloff**

**Superintendent of Schools**

## CONTRACT RECOMMENDATIONS

2020-2021

June 8, 2020

1. Anene, Jamal  
Teacher – Subject to Assignment  
Central High School  
10-month contract  
M.Ed. Degree, Angelo State University  
Life Science 7-12, Science 4-8  
6 years' experience  
References – Ron Holmes, Supervisor; Warren Simpson, Supervisor; Dom Reagor, Co-Worker
2. Barrells, Kelsey  
Teacher – Subject to Assignment  
Glenn Middle School  
10-month contract  
M.Ed. Degree, Texas Tech University  
PE EC-12, Generalist 4-8, Business 6-12  
6 years' experience  
References – Kristi Kleinert, Supervisor; Stephen Layton, Supervisor; Josh Ballinger, Co-Worker
3. Bishoppetty, Cora  
Teacher – Subject to Assignment  
Alta Loma Elementary  
10-month contract  
B.S. Degree, Angelo State University  
Core Subjects EC-6, SPED EC-12  
0 years' experience  
References – Dr. Carlos Flores, Supervisor; Lashawn McIvor, Supervisor; Dr. Leah Carruth, Supervisor
4. Buckins, Melanie  
Teacher – Subject to Assignment  
Lee Middle School  
10-month contract  
B.A. Degree, Angelo State University  
History 7-12  
0 years' experience  
References – Sabrina Grider, Supervisor; Genna Johnson, Supervisor; Jeremy O'Dell, Supervisor
5. Bueno, Geraldo  
Teacher – Subject to Assignment  
Lake View High School  
10-month contract  
B.A. Degree, Houston Baptist University  
PE EC-12  
5 years' experience  
References – Victor Escamilla, Supervisor; LeeAnn McGraw, Supervisor; Joe Ray Halsey, Friend
6. Chant, Kristen  
Teacher – Subject to Assignment  
Lincoln Middle School  
10-month contract  
B.S. Degree, Abilene Christian University  
PE EC-12, Biology 6-12  
26 years' experience  
References – Jennifer Guerrero, Supervisor; Jeremy Richardson, Supervisor; Luz Esteban Torres, Co-Worker
7. Chant, Rodney  
Executive Director Athletics  
12-month contract  
M.Ed. Degree, University of Houston Clear Lake  
PE EC-12, SPED EC-12, Principal  
17 years' experience  
References – Joe Rodriguez, Supervisor; Rusty Dowling, Executive Director THSADA; Susan Elza, UIL Director
8. Crimm, Courtney  
Teacher – Subject to Assignment  
Fort Concho Elementary  
10-month contract  
B.S. Degree, Texas Tech University  
Core Subjects EC-6  
0 years' experience  
References – Angie Cowart, Supervisor; Connie Williams, Supervisor; Tracie Reed, Co-Worker

9. Combest, Jenny  
Licensed Specialist in School Psychology Intern  
Sam Houston  
11-month contract  
M.Ed. Degree, Angelo State University  
Intern Certificate  
7 years' experience  
References – Lesley Casarez, Supervisor;  
Brittany Schroeder, Supervisor; Stephanie May,  
Friend
10. Cunningham, Heather  
Teacher – Subject to Assignment  
Lamar Elementary  
10-month contract  
B.S. Degree, Angelo State University  
SPED EC-12, Core Subject EC-6  
0 years' experience  
References – Dr. Carlos Flores, Supervisor;  
Zhichun Zhou, Supervisor; Kristina Van Moort,  
Supervisor
11. Echevarria, Barbara  
Teacher – Subject to Assignment  
Alta Loma Elementary  
10-month contract  
M.Ed. Degree, Texas State University  
Core Subject EC-6  
0 years' experience  
References – Diane Luna, Supervisor; Nancy  
Mcmillen-Hudak, Supervisor; Kiyomi  
Colegrove, Professor
12. Eubank, Laura  
Assistant Principal  
Fannin Elementary  
10.5-month contract  
M.Ed. Degree, Concordia University  
Principal EC-12, Music EC-12, Gen. EC-6  
11 years' experience  
References – Ryder Appleton, Supervisor; Tim  
Glover, Supervisor; Erin Warren, Supervisor
13. Everheart, Amanda  
Teacher – Subject to Assignment  
Reagan Elementary  
10-month contract  
B.S. Degree, Angelo State University  
SPED EC-12, Core Subjects EC-6  
2 years' experience  
References – Kathy Horner, Supervisor; Randy  
Gartman, Supervisor; Christy Diego,  
Supervisor
14. Figueroa, Annissa  
Teacher – Subject to Assignment  
Central Freshmen Campus  
10-month contract  
B.S. Degree, Angelo State University  
Math 7-12  
0 years' experience  
References – Pam Duncan, Supervisor; Lindy  
Robinson, Supervisor; Julie Rea, Supervisor
15. Higgins, Haley  
Teacher – Subject to Assignment  
Glenn Middle School  
10-month contract  
B.A. Degree, Angelo State University  
Generalist 4-8  
7 years' experience  
References – Crystella Morales, Supervisor;  
Michael Klanbach, Supervisor; Ashley  
Roberts, Supervisor
16. Hollis, Wendy  
Teacher – Subject to Assignment  
San Jacinto Elementary  
10-month contract  
B.S. Degree, Eastern New Mexico  
Core Subjects EC-6  
16 years' experience  
References – Dr. R.L. Richards, Supervisor;  
Rick Stanley, Supervisor; Letti Tovar,  
Supervisor

17. Honea, Tracy  
Teacher – Subject to Assignment  
Glenn Middle School  
10-month contract  
B.S. Degree, Angelo State University  
Self-Contained 1-8, PE EC-12, Health EC-12  
24 years' experience  
References – Tiffany Barnes, Supervisor; Elyssa Benoit, Supervisor; Amanda Crawley, Supervisor
18. Jewell, Steven  
Assistant Principal  
Glenn Middle School  
10.5-month contract  
M.Ed. Degree, Concordia Irvine University  
17 years' experience  
References – Heather Ramaglia, Supervisor; Kathlene Clemmons, Supervisor; Michael Jimmerson, Supervisor
19. Lara, Sarah  
Teacher – Subject to Assignment  
Glenmore Elementary  
10-month contract  
B.S. Degree, McMurry University  
Alternative Certification  
12 years' experience  
References – Stephanie Baker, Supervisor; Rebecca McMillon, Supervisor; Mary Bridget Burns, Co-Worker
20. Mantel, Amber  
Teacher – Subject to Assignment  
Bonham Elementary  
10-month contract  
B.S. Degree, Angelo State University  
Core Subject EC-6  
0 years' experience  
References – Dr. Leah Carruth, Supervisor; Dr. Sonja Varbelow, Supervisor; Whitney Crimm, Co-Worker
21. McKillip, Erin  
Teacher – Subject to Assignment  
Central High School  
10-month contract  
M.Ed. Degree, Angelo State University  
Alternative Certification  
0 years' experience  
References – Brandy Hawkins, Supervisor; Mellisa Huffman, Supervisor; Allison Dushane, Professor
22. Millen, Taylor  
Teacher – Subject to Assignment  
Lincoln Middle School  
10-month contract  
B.S. Degree, Angelo State University  
Alternative Certification  
0 years' experience  
References – Lisa Kendrick, Supervisor; Caleb VanDuinenn, Supervisor; Amanda Keenum, Co-Worker
23. Mujica, Leonardo  
Teacher – Subject to Assignment  
Lincoln Middle School  
10-month contract  
B.S. Degree, Angelo State University  
Life Science 7-12  
0 years' experience  
References – Karen Clark, Supervisor; Charlie Nixon, Supervisor; Tamara Shaffer, Supervisor
24. Porras, Monica  
Nurse with Administrative Duties  
Sam Huston  
10.5-month contract  
B.S. Degree, University of Texas at Arlington  
6 years' experience  
References – Tanya Rodriguez, Supervisor; Debra Ledbetter, Supervisor; Raquel Taunton, Supervisor

25. Salazar, Mckenzie  
Teacher – Subject to Assignment  
Santa Rita Elementary  
10-month contract  
B.S. Degree, Angelo State University  
Core Subjects EC-6  
2 years' experience  
References – Erica Cruz, Supervisor; Wendy Conover, Supervisor; Jennifer Medina, Co-Worker
26. Scott, Anna  
Teacher – Subject to Assignment  
Goliad Elementary  
10-month contract  
B.S. Degree, Angelo State University  
Core Subjects EC-12  
0 years' experience  
References – Leah Carruth, Supervisor; Kimberly Spurgers, Supervisor; Lena Rivera, Supervisor
27. Suarez, Jessica  
Teacher – Subject to Assignment  
Austin Elementary  
10-month contract  
B.S. Degree, Angelo State University  
Core Subjects EC-6  
0 years' experience  
References – Whitney Crimm, Supervisor; Susan Paredes, Supervisor; Chanda White, Co-Worker
28. Welch, Hannah  
Teacher – Subject to Assignment  
Glenn Middle School  
10-month contract  
B.S. Degree, Angelo State University  
Generalist 4-8  
0 years' experience  
References – Ashley Peto, Supervisor; Luke Thomas, Supervisor; Gail Rodgers, Co-Worker

**BOARD AGENDA REPORT**

**SAN ANGELO INDEPENDENT SCHOOL DISTRICT**

**DATE:** June 8, 2020

**SUBJECT:** RFQ# 20-03 Lake View Band Uniforms

**BACKGROUND INFORMATION REASON FOR BOARD CONSIDERATION:**

During the budgeting process Lake View Band made a capital request to purchase new band uniforms. This request was approved. In coordination with the Lake View Band Director specifications were developed and an RFQ was put out for pricing.

**ADMINISTRATIVE CONSIDERATION/FACTS AND ANSWERS:**

This RFQ was sent to seven vendors. We received one quality bid for these uniforms. Fruhauf Uniforms Incorporated met all specification.

**RECOMMENDED BOARD ACTION:**

The Administration recommends awarding the Lake View Band Uniforms to Fruhauf Uniforms Inc. This will replace all of Lake View High Schools band uniforms. Total budgeted cost is \$82,329.72.

**SUBMITTED BY:** Jason A. Henry, Director of Purchasing

**SUPERVISOR:** Dr. George McFarland, Asst. Supt. of Business/Support Services

**Approved for presentation to the Board of Education:**

**Amount:** \$82,329.72

**Budgeted:** X Yes No

**Dr. Carl Dethloff**

**Superintendent of Schools**

**SAN ANGELO INDEPENDENT SCHOOL DISTRICT**  
**Purchasing Department**  
**Lake View Band Uniforms RFQ 20-03**  
**1621 University**  
**San Angelo, TX 76904**

			Fruhauf 800 East Gilbert Wichita, Kansas	
ITEM	QTY	DESCRIPTION	EACH PRICE	TOTAL PRICE
1	150	REG BAND COAT	232.75	34912.5
2	150	REG BAND BIBBERS	109.17	16375.5
3	150	REG BAND DET TAIL	41.88	6282
4	150	REG BAND SHAKO	67.79	10168.5
5	150	REG BAND SHAKO WRAP	21.38	3207
6	150	14" 2 COLOR MIXED PLUME	33.69	5053.5
7	150	TUF-TOTE	10.75	1612.5
8	150	17 IN HANGER W/ TRS BAR	1.95	292.5
9	150	GARMENT BAG	22.95	3442.5
10	150	LONG WRISTED BLACK COTTON	3.35	502.5
11	2	PLUME-TOTE 16"	240.36	480.72
		Total Package		82329.72

Invitations to participate were sent to 7 vendors only 1 responded.

**BOARD AGENDA REPORT**

**SAN ANGELO INDEPENDENT SCHOOL DISTRICT**

**DATE:** June 8, 2020  
**SUBJECT:** Finance and Audit Committee

**BACKGROUND INFORMATION REASON FOR BOARD CONSIDERATION:**

The Finance and Audit Committee meetings are conducted monthly during the Board's Pre-Agenda Workshop. An outline of the items to be considered at the meeting is attached, along with supporting documentation.

**ADMINISTRATIVE CONSIDERATION/FACTS AND ANSWERS:**

**RECOMMENDED BOARD ACTION:**

Conduct Finance and Audit Committee meeting.

**SUBMITTED BY:** Dr. George McFarland, Asst. Superintendent/Business & Support Services

**SUPERVISOR:** Dr. Carl Dethloff, Superintendent

**Approved for presentation to the Board of Education:**

**Amount:** \_\_\_\_\_  
**Budgeted** \_\_\_ Yes \_\_\_ No

**Dr. Carl Dethloff**  
**Superintendent of Schools**

San Angelo Independent School District  
Board of Trustees

**Finance and Audit Committee**  
**June 8, 2020**

**Proposed Outline**

- I. Management Oversight Presentation
  - Child Nutrition – Michele Helms, Presenter
  
- II. Finance – Routine Reports
  1. Financial Reports
    - **Bills and Accounts (page 15)**  
Bills and Accounts packet is attached and contains standard monthly financial reports as of May 2020.
  
    - **Monthly Investment Report (page 35)**  
District's total invested funds at the end of May were \$50,440,074.71. Total interest earned for the month was \$44,084.68. Interest earned in the General Fund only was \$40,311.50. Interest rates in the pools varied from .27% to .98%.
  
    - **Quarterly Investment Report (page 40)**  
The District's total investments as of May 31, 2020, the end of the 3rd quarter for fiscal year 2019-2020, are \$50,440,074.71. Total interest earned for the 3rd quarter was \$191,966.35. The report includes comparisons to prior quarter (February 29, 2020) and prior year (May 31, 2019).
  
    - **Budget Amendment (page 44)**  
The Administration recommends approval of the General Fund budget amendment for June 15, 2020, with changes to function codes, which result in no monetary differences and an increase in expenditures in the amount of \$2,150,000.00.
  
    - **Tax Collection Report (page 50)**  
The Tax Collection Report for April 2020 is attached for reference.
  
  2. Procedures Report
    - **Audit and Activity Funds**
  
  3. Purchasing Report  
Routine purchase orders over \$20,000 are attached

### III. Facilities

#### 1. Facilities/Maintenance Report

- Monthly Facilities/Maintenance Report

The following reports are attached for reference:

- Utility Report
- Work Order Report
- Turf Management Report

### IV. Capital, Revitalization, and Other Projects

#### 1. Updates

- LED/Retrofit – E3
- Glenn/Lincoln HVAC
- Glenn Cafeteria Expansion
- Central D-Gym Restroom/Concession Renovations
- Lincoln Track
- San Angelo Stadium Turf and Track Resurfacing

### V. Other

#### 1. Other Agenda Items

BILLS AND ACCOUNTS  
FOR THE PERIOD ENDED MAY 2020

CONTENTS

- I. Combined Balance Sheet
- II. Combined Statement of Revenues, Expenditures
- III. Budget Status
- IV. Revenues by Object Code
- V. General Fund – Budget, Actual, Variance
- VI. Disbursements Summary
- VII. Check Register

**SAN ANGELO INDEPENDENT SCHOOL DISTRICT  
COMBINED BALANCE SHEET  
GOVERNMENTAL & PROPRIETARY FUND TYPES  
May 31, 2020**

	100-199 General Fund	200-499 Special Revenue Fund	240 Food Service Fund	599 Debt Service Fund	770 Worker's Comp Fund
<b>ASSETS AND OTHER DEBITS</b>					
1110 Cash and Temporary Investments	\$ 37,953,658.51	\$ (736,077.25)	\$ 1,893,826.40	\$ 4,890,983.70	\$ 1,051,333.82
1120 Investments-Short Term	3,166,584.09			249,621.50	
1220 Property Taxes	3,800,608.15			610,037.04	
1230 Allowance for Uncollectibles Taxes	(660,439.62)			(102,406.02)	
1240 Due from Other Governments	2,313,415.12	928,448.68			
1250 Accrued Interest	39,048.44			2,965.48	
1260 Due from Other Funds	11,625.00				
1290 Other Receivables	2,004.00		20.00		
1310 Inventories			725,454.89		
1410 Deferred Expenditures	199.02				
1910 Long-Term Investments	6,245,529.03				
<b>1000 Total Assets and Other Debits</b>	<b>\$ 52,872,231.74</b>	<b>\$ 192,371.43</b>	<b>\$ 2,619,301.29</b>	<b>\$ 5,651,201.70</b>	<b>\$ 1,051,333.82</b>
<b>LIABILITIES</b>					
2110 Accounts Payable	\$ -	\$ -	\$ -	\$ -	\$ -
2120 Other Liabilities					
2150 Payroll Deductions and Withholdings	426,715.67		80.00		
2160 Accrued Wages Payable	4,561,118.57				
2170 Due to Other Funds		14,285.00			
2180 Due to Other Governments	22,624.98	(290.41)		159,405.00	
2200 Accrued Expenditures/Expenses					296,648.29
2300 Deferred Revenues	3,483,969.57	16,619.53	311,709.67	346,546.68	
2600 Deferred Inflows/Res	758,851.00			114,530.00	
<b>2000 Total Liabilities</b>	<b>\$ 9,253,279.79</b>	<b>\$ 30,614.12</b>	<b>\$ 311,789.67</b>	<b>\$ 620,481.68</b>	<b>\$ 296,648.29</b>
<b>FUND EQUITY AND OTHER CREDITS</b>					
<b>3000 Total Fund Equity and Other Credits</b>	<b>\$ 43,618,951.95</b>	<b>\$ 161,757.31</b>	<b>\$ 2,307,511.62</b>	<b>\$ 5,030,720.02</b>	<b>\$ 754,685.53</b>
<b>4000 Total Liabilities, Fund Equity, and Other Credits</b>	<b>\$ 52,872,231.74</b>	<b>\$ 192,371.43</b>	<b>\$ 2,619,301.29</b>	<b>\$ 5,651,201.70</b>	<b>\$ 1,051,333.82</b>

**SAN ANGELO INDEPENDENT SCHOOL DISTRICT  
COMBINED STATEMENT OF REVENUES, EXPENDITURES  
ALL GOVERNMENTAL FUND TYPES - BUDGET & ACTUAL  
AS OF MAY 31, 2020**

		GENERAL FUND			SPECIAL REVENUE FUNDS			DEBT SERVICE FUND			CAPITAL PROJECTS FUNDS		
		BUDGET	ACTUAL	% REALIZED	BUDGET	ACTUAL	% REALIZED	BUDGET	ACTUAL	% REALIZED	BUDGET	ACTUAL	% REALIZED
0100	FUND BALANCE AT 8/31/19 - AUDITED	-											
	GF NON-SPENDABLE;RESTRICTED;COMMIT	8,582,804						3,137,149				-	
	GF UNASSIGNED FUND BALANCE	28,648,312											
	<b>REVENUES</b>												
5700	LOCAL REVENUE	55,030,000	53,435,314	97.1%	1,786,063	1,193,622	66.8%	8,875,000	8,658,514	97.6%		-	0.0%
5800	STATE PROGRAM REVENUE	68,230,000	42,756,119	62.7%	33,000	1,373,440	4161.9%	320,000	210,817	65.9%			0.0%
5900	FEDERAL PROGRAM REVENUE	850,000	2,499,525	294.1%	14,755,738	8,195,737	55.5%			0.0%			0.0%
	TOTAL REVENUES	124,110,000	98,690,958	79.5%	16,574,801	10,762,799	64.9%	9,195,000	8,869,331	96.5%	-	-	0.0%
	ROLL FORWARD	-	-	0.0%	-	-	0.0%			0.0%	-	-	0.0%
	USE OF DESIGNATED/RESERVES	-	-	0.0%	-	-	0.0%	-	-	0.0%	-	-	0.0%
5030	TOTAL REVENUES	124,110,000	98,690,958	79.5%	16,574,801	10,762,799	64.9%	9,195,000	8,869,331	96.5%	-	-	0.0%
	<b>EXPENDITURES</b>												
11	INSTRUCTION	72,093,625	49,482,003	68.6%	6,005,197	4,735,134	78.9%			0.0%			0.0%
12	INSTRUCTIONAL RESOURCES & MEDIA SVCS	1,603,302	1,117,504	69.7%	9,073	8,336	91.9%			0.0%			0.0%
13	CURRICULUM DEVL P & INSTRNL STAFF	1,215,144	810,033	66.7%	897,830	388,719	43.3%			0.0%			0.0%
21	INSTRUCTIONAL LEADERSHIP	1,523,697	971,528	63.8%	277,903	337,436	121.4%			0.0%			0.0%
23	SCHOOL LEADERSHIP	7,532,507	5,199,398	69.0%	-	-	0.0%			0.0%			0.0%
31	GUIDANCE, COUNSELING & EVALUATION SVC	4,376,635	3,120,256	71.3%	1,234,828	840,694	68.1%			0.0%			0.0%
32	SOCIAL WORK SERVICES	559,167	424,997	76.0%	-	-	0.0%			0.0%			0.0%
33	HEALTH SERVICES	1,504,988	933,013	62.0%	51,282	38,004	74.1%			0.0%			0.0%
34	STUDENT (PUPIL) TRANSPORTATION	2,986,814	2,934,477	98.2%	-	-	0.0%			0.0%			0.0%
35	FOOD SERVICES	78,883	69,690	88.3%	8,084,505	5,676,495	70.2%			0.0%			0.0%
36	COCURRICULAR/EXTRACURRICULAR ACTIVIT	5,724,236	5,056,535	88.3%	-	-	0.0%			0.0%			0.0%
41	GENERAL ADMINISTRATION	2,977,424	2,233,556	75.0%	371,646	4,900	1.3%			0.0%			0.0%
51	PLANT MAINTENANCE & OPERATIONS	14,267,240	11,218,136	78.6%	177,000	121,271	68.5%			0.0%			0.0%
52	SECURITY & MONITORING SVCS	562,307	610,141	108.5%	78,464	51,504	65.6%			0.0%			0.0%
53	DATA PROCESSING SERVICES	4,038,337	2,561,228	63.4%	-	-	0.0%			0.0%			0.0%
61	COMMUNITY SERVICES	156,622	113,631	72.6%	154,998	66,154	42.7%			0.0%			0.0%
71	DEBT SERVICE	-	-	0.0%	-	712,899	0.0%	9,137,550	6,975,760	76.3%		-	0.0%
81	FACILITIES ACQUISITION & CONSTRUCTION	7,085,002	4,326,822	61.1%	-	-	0.0%			0.0%			0.0%
99	OTHER INTERGOVERNMENTAL CHARGES	1,050,000	826,319	78.7%	-	-	0.0%			0.0%			0.0%
6050	TOTAL EXPENDITURES	129,335,930	92,009,268	71.1%	17,342,726	12,981,545	74.9%	9,137,550	6,975,760	76.3%	-	-	0.0%
	<b>OTHER RESOURCES / (USES)</b>												
7919	OTHER RESOURCES	-	-	0.0%	-	-	0.0%	-	-	0.0%	-	-	0.0%
8911	OTHER USES	299,673	293,896	98.1%	-	-	0.0%	-	-	0.0%	-	-	0.0%
7000	TOTAL OTHER RESOURCES / (USES)	299,673	293,896	98.1%	-	-	0.0%	-	-	0.0%	-	-	0.0%
	<b>EXCESS/(DEFICIENCY) OF REVENUES &amp; OTHER RESOURCES OVER EXPENDITURES &amp; OTHER USES</b>												
1200		(5,525,603)		---	(767,925)		---	57,450		---	-		---
*****	TRANSFER IN/(OUT)	-	-	0.0%	-	-	0.0%	-	-	0.0%	-	-	0.0%
3000	NON-SPENDABLE;RESTRICTED;COMMITTED	5,650,000											
3000	ESTIMATED UNASSIGNED BUDGET FUND BAL	26,055,513	-	---	(767,925)	-	---	3,194,599	-	---	-	-	---

**AMOUNTS NON-SPENDABLE; RESTRICTED; COMMITTED**

<b>SUBTRACT:</b>	
<b>Nonspendable:</b>	<b>Committed cont'd:</b>
Prepd expenses; Encumbrances	Capital Equipment
	Security Assessment Phase 3 Upgrades
	1,000,000
<b>Restricted:</b>	Other
Eligible Retirement Incentive	San Angelo Stadium Turf & Track Replacement
1,000,000	1,250,000
<b>Committed:</b>	Property Insurance Deductible
Construction	250,000
Lincoln MS Track	Lincoln MS HVAC
550,000	-
Lou G Gym Repairs/Renovations(Phase 2)	
-	
Glenn MS HVAC/Cafeteria Expansion	
1,600,000	
	<b>TOTAL 5,650,000</b>

**SAN ANGELO INDEPENDENT SCHOOL DISTRICT  
BUDGET STATUS  
AS OF MAY 31, 2020**

FUND	FUND DESCRIPTION	REVENUES				EXPENDITURES				
		BUDGET	ESTIMATED TOTAL AVAILABLE	REALIZED	% REALIZED	BUDGET	ENCUMBRANCES & ACCRUED	ACTUAL	TOTAL OBLIGATED	% OBLIGATED
199	MAINTENANCE & OPERATION	124,110,000	124,110,000	98,690,958	79.5%	129,635,603	9,607,078	92,303,164	101,910,242	78.6%
	ROLL FORWARD	-	-	-	0.0%	-	-	-	-	0.0%
	USE OF DESIGNATED/RESERVES	-	-	-	0.0%	-	-	-	-	0.0%
	<b>TOTAL GENERAL FUND</b>	<b>124,110,000</b>	<b>124,110,000</b>	<b>98,690,958</b>	<b>79.5%</b>	<b>129,635,603</b>	<b>9,607,078</b>	<b>92,303,164</b>	<b>101,910,242</b>	<b>78.6%</b>
211	ESEA TITLE I	3,940,838	3,940,838	1,789,033	45.4%	3,940,838	97,355	2,192,036	2,289,391	58.1%
211	SCHOOL IMPROVEMENT GRANT (SIG)	689,626	689,626	311,916	45.2%	689,626	88,936	416,438	505,374	73.3%
224	IDEA-B FORMULA	3,117,037	3,117,037	1,749,824	56.1%	3,117,037	2,896	2,254,181	2,257,077	72.4%
225	IDEA -B PRESCHOOL	140,669	140,669	64,088	45.6%	140,669	1,358	81,796	83,154	59.1%
240	FOOD SERVICE	7,454,863	7,454,863	4,847,167	65.0%	8,211,513	561,679	5,726,265	6,287,944	76.6%
242	FOOD SVC-SUMMER FEEDING PROGRAM	38,717	38,717	194,680	502.8%	49,992	1,881	71,502	73,382	146.8%
244	CARL PERKINS GRANT FOR CAREER	194,156	194,156	112,188	57.8%	194,156	6,926	147,745	154,671	79.7%
255	TITLE II PART A	657,698	657,698	212,892	32.4%	657,698	61,898	236,549	298,447	45.4%
263	TITLE III LEP	66,543	66,543	25,865	38.9%	66,543	-	27,885	27,885	41.9%
263	TITLE III IMMIGRANT	21,353	21,353	5,679	26.6%	21,353	-	6,471	6,471	30.3%
289	LEP FUNDS - SUMMER SCHOOL			4,007	0.0%		-	-	-	0.0%
289	TITLE IV	253,301	253,301	103,839	41.0%	253,301	-	135,852	135,852	53.6%
394	LIFE SKILLS PROGRAM		-	-	0.0%	-	-	-	-	0.0%
397	ADVANCED PLACEMENT INCENTIVE		-	-	0.0%	-	-	-	-	0.0%
410	INSTRUCTIONAL MATERIALS ALLOTMENT			1,289,554	0.0%		534,267	1,622,543	2,156,811	0.0%
428	HIGH SCHOOL ALLOTMENT			-	0.0%		-	-	-	0.0%
429	ST FUNDED SPECIAL REVENUE		-	4,265	0.0%	-	-	4,776	4,776	0.0%
480	SA STADIUM FUND		-	-	0.0%	-	-	-	-	0.0%
481	HEALTH INSURANCE FUND/WELLNESS PROG			3	0.0%			4,900		0.0%
482	KOREAN TEACHER PROGRAM			47,800	0.0%			52,608		0.0%
	ROLL FORWARD	-	-	-	0.0%					
	<b>TOTAL SPECIAL REVENUE FUNDS</b>	<b>16,574,801</b>	<b>16,574,801</b>	<b>10,762,799</b>	<b>64.9%</b>	<b>17,342,726</b>	<b>1,357,196</b>	<b>12,981,545</b>	<b>14,281,234</b>	<b>82.3%</b>
599	DEBT SERVICE	9,195,000	9,195,000	8,869,331	96.5%	9,137,550	-	6,975,760	6,975,760	76.3%
619	SA PAVING PROJECT	-	-	-	0.0%	-	-	-	-	0.0%
630	SA FIELDHOUSE	-	-	-	0.0%	-	-	-	-	0.0%
640	2008 BOND FUND			-	0.0%			-	-	0.0%
	USE OF DESIGNATED/RESERVES			-	0.0%	-	-	-	-	0.0%
	<b>TOTAL OTHER FUNDS</b>	<b>9,195,000</b>	<b>9,195,000</b>	<b>8,869,331</b>	<b>96.5%</b>	<b>9,137,550</b>	<b>-</b>	<b>6,975,760</b>	<b>6,975,760</b>	<b>76.3%</b>
	<b>TOTAL ALL FUNDS</b>	<b>149,879,801</b>	<b>149,879,801</b>	<b>118,323,088</b>	<b>78.9%</b>	<b>156,115,879</b>	<b>10,964,274</b>	<b>112,260,469</b>	<b>123,167,236</b>	<b>78.9%</b>

**SAN ANGELO ISD  
REVENUES BY OBJECT  
FOR THE FISCAL YEAR ENDING AUGUST 31, 2020  
AS OF MAY 31, 2020**

	5700		5800		5900		TOTAL		7900		TOTAL 5000 & 7900	
	BUDGET	ACTUAL	BUDGET	ACTUAL	BUDGET	ACTUAL	BUDGET	ACTUAL	BUDGET	ACTUAL	BUDGET	ACTUAL
<b>GENERAL</b>												
199	55,030,000.00	53,435,314.38	68,230,000.00	42,756,119.19	850,000.00	2,499,524.54	124,110,000.00	98,690,958.11	-	-	124,110,000.00	98,690,958.11
<b>TOTAL</b>	<b>55,030,000.00</b>	<b>53,435,314.38</b>	<b>68,230,000.00</b>	<b>42,756,119.19</b>	<b>850,000.00</b>	<b>2,499,524.54</b>	<b>124,110,000.00</b>	<b>98,690,958.11</b>	<b>-</b>	<b>-</b>	<b>124,110,000.00</b>	<b>98,690,958.11</b>
<b>SPECIAL REVENUE</b>												
211					3,940,838.00	1,789,032.80	3,940,838.00	1,789,032.80			3,940,838.00	1,789,032.80
211					689,626.00	311,915.51	689,626.00	311,915.51			689,626.00	311,915.51
224					3,117,037.00	1,749,823.67	3,117,037.00	1,749,823.67			3,117,037.00	1,749,823.67
225					140,669.00	64,088.28	140,669.00	64,088.28			140,669.00	64,088.28
240	1,785,963.00	1,193,448.31	33,000.00	31,817.75	5,635,900.00	3,621,900.69	7,454,863.00	4,847,166.75	-	-	7,454,863.00	4,847,166.75
242	100.00	174.00	-	-	38,617.00	194,506.37	38,717.00	194,680.37			38,717.00	194,680.37
244					194,156.00	112,187.52	194,156.00	112,187.52			194,156.00	112,187.52
255					657,698.00	212,891.96	657,698.00	212,891.96			657,698.00	212,891.96
263					66,543.00	25,864.76	66,543.00	25,864.76			66,543.00	25,864.76
263					21,353.00	5,678.92	21,353.00	5,678.92			21,353.00	5,678.92
289					-	4,007.00	-	4,007.00			-	4,007.00
289					253,301.00	103,839.29	253,301.00	103,839.29			253,301.00	103,839.29
	1,786,063.00	1,193,622.31	33,000.00	31,817.75	14,755,738.00	8,195,736.77	16,574,801.00	9,421,176.83	-	-	16,574,801.00	9,421,176.83
394					-	-	-	-			-	-
397					-	-	-	-			-	-
	-	-	-	-	-	-	-	-	-	-	-	-
410				1,289,553.86				1,289,553.86				1,289,553.86
428												
429				4,265.19				4,265.19				4,265.19
480												
481				2.82				2.82				2.82
482				47,800.35				47,800.35				47,800.35
	-	-	-	1,341,622.22	-	-	-	1,341,622.22	-	-	-	1,341,622.22
<b>TOTAL</b>	<b>1,786,063.00</b>	<b>1,193,622.31</b>	<b>33,000.00</b>	<b>1,373,439.97</b>	<b>14,755,738.00</b>	<b>8,195,736.77</b>	<b>16,574,801.00</b>	<b>10,762,799.05</b>	<b>-</b>	<b>-</b>	<b>16,574,801.00</b>	<b>10,762,799.05</b>
<b>DEBT SERVICE</b>												
599	8,875,000.00	8,658,513.63	320,000.00	210,817.00	-	-	9,195,000.00	8,869,330.63	-	-	9,195,000.00	8,869,330.63
<b>TOTAL</b>	<b>8,875,000.00</b>	<b>8,658,513.63</b>	<b>320,000.00</b>	<b>210,817.00</b>	<b>-</b>	<b>-</b>	<b>9,195,000.00</b>	<b>8,869,330.63</b>	<b>-</b>	<b>-</b>	<b>9,195,000.00</b>	<b>8,869,330.63</b>
<b>CAPITAL PROJECTS</b>												
619	-	-										
630	-	-										
640												
<b>TOTAL</b>	<b>-</b>	<b>-</b>	<b>-</b>	<b>-</b>	<b>-</b>	<b>-</b>	<b>-</b>	<b>-</b>	<b>-</b>	<b>-</b>	<b>-</b>	<b>-</b>
<b>TOTAL</b>	<b>65,691,063.00</b>	<b>63,287,450.32</b>	<b>68,583,000.00</b>	<b>44,340,376.16</b>	<b>15,605,738.00</b>	<b>10,695,261.31</b>	<b>149,879,801.00</b>	<b>118,323,087.79</b>	<b>-</b>	<b>-</b>	<b>149,879,801.00</b>	<b>118,323,087.79</b>

**SAN ANGELO INDEPENDENT SCHOOL DISTRICT  
COMBINED STATEMENT OF REVENUES, EXPENDITURES  
GENERAL FUNDS - BUDGET, ACTUALS, VARIANCES  
AS OF MAY 31, 2020**

		ORIGINAL		VARIANCE	%
		BUDGET	ACTUAL	Rev - fav, (unf) Exp - fav, (unf)	REALIZED
<b>REVENUES</b>					
5700	LOCAL REVENUE	55,030,000	53,435,314	(1,594,686)	97.1%
5800	STATE PROGRAM REVENUE	68,230,000	42,756,119	(25,473,881)	62.7%
5900	FEDERAL PROGRAM REVENUE	850,000	2,499,525	1,649,525	294.1%
	<b>TOTAL REVENUES</b>	<b>124,110,000</b>	<b>98,690,958</b>	<b>(25,419,042)</b>	<b>79.5%</b>
	ROLL FORWARD	-	-	-	0.0%
	USE OF DESIGNATED/RESERVES	-	-	-	0.0%
5030	<b>TOTAL REVENUES</b>	<b>124,110,000</b>	<b>98,690,958</b>	<b>(25,419,042)</b>	<b>79.5%</b>
<b>EXPENDITURES</b>					
11	INSTRUCTION	72,093,625	49,482,003	22,611,622	68.6%
12	INSTRUCTIONAL RESOURCES & MEDIA	1,603,302	1,117,504	485,798	69.7%
13	CURRICULUM DEVLP & INSTRNL STAFF	1,215,144	810,033	405,111	66.7%
21	INSTRUCTIONAL LEADERSHIP	1,523,697	971,528	552,169	63.8%
23	SCHOOL LEADERSHIP	7,532,507	5,199,398	2,333,109	69.0%
31	GUIDANCE, COUNSELING & EVALUATION	4,376,635	3,120,256	1,256,379	71.3%
32	SOCIAL WORK SERVICES	559,167	424,997	134,170	76.0%
33	HEALTH SERVICES	1,504,988	933,013	571,975	62.0%
34	STUDENT (PUPIL) TRANSPORTATION	2,986,814	2,934,477	52,337	98.2%
35	FOOD SERVICES	78,883	69,690	9,193	88.3%
36	COCURRICULAR/EXTRACURRICULAR ACT	5,724,236	5,056,535	667,701	88.3%
41	GENERAL ADMINISTRATION	2,977,424	2,233,556	743,868	75.0%
51	PLANT MAINTENANCE & OPERATIONS	14,267,240	11,218,136	3,049,104	78.6%
52	SECURITY & MONITORING SVCS	562,307	610,141	(47,834)	108.5%
53	DATA PROCESSING SERVICES	4,038,337	2,561,228	1,477,109	63.4%
61	COMMUNITY SERVICES	156,622	113,631	42,991	72.6%
71	DEBT SERVICE	-	-	-	0.0%
81	FACILITIES ACQUISITION & CONSTRUCT	7,085,002	4,326,822	2,758,180	61.1%
99	OTHER INTERGOVERNMENTAL CHRGS	1,050,000	826,319	223,681	78.7%
6050	<b>TOTAL EXPENDITURES</b>	<b>129,335,930</b>	<b>92,009,268</b>	<b>37,326,662</b>	<b>71.1%</b>
<b>OTHER RESOURCES / (USES)</b>					
7919	OTHER RESOURCES	-	-	-	0.0%
8911	OTHER USES	299,673	293,896	5,777	98.1%
7000	<b>TOTAL OTHER RESOURCES / (USES)</b>	<b>299,673</b>	<b>293,896</b>	<b>-</b>	<b>98.1%</b>
1200	<b>EXCESS/(DEFICIENCY) OF REV OVER</b>	<b>(5,525,603)</b>			<b>- - -</b>

**SAN ANGELO INDEPENDENT SCHOOL DISTRICT  
CHECK REGISTER & GROSS PAYROLL  
MAY 2020**

<u>FUND</u>	<u>EXPENDITURE FUND</u>	<u>CHECK REGISTER</u>	<u>GROSS PAYROLL</u>	<u>TOTAL CASH FLOW</u>
<b>General Operating Funds:</b>				
1990	Local Maintenance	1,664,123.15	7,001,294.69	8,665,417.84
<b>Total Operating Fund</b>		<b>1,664,123.15</b>	<b>7,001,294.69</b>	<b>8,665,417.84</b>
<b>Special Revenue Funds:</b>				
2110	Title I, Part A	28,256.70	221,816.08	250,072.78
2240	IDEA, Part B, Formula	8,142.50	206,737.01	214,879.51
2250	IDEA, Part B, Preschool	611.45	8,370.88	8,982.33
2400	Food Service Fund	36,538.57	270,961.93	307,500.50
2420	Summer Feeding	9,209.14	-	9,209.14
2440	Career & Technical	31,069.15	2,250.20	33,319.35
2550	Title II, Part A	1,400.00	5,584.11	6,984.11
2630	Title III, Part A	-	-	-
2890	Federally Funded Special Revenue	6,300.00	10,424.59	16,724.59
4100	State Textbook	150.00	-	150.00
4290	Read to Succeed	-	-	-
4610	Campus Activity Funds	-	-	-
4810	Health Acct	-	-	-
4820	Korean Teacher Exchange Program	-	-	-
<b>Total Special Revenue Funds</b>		<b>121,677.51</b>	<b>726,144.80</b>	<b>847,822.31</b>
7110	Concession Fund	-	85.42	85.42
7120	Jumbo-Tron Fund	-	-	-
7700	Worker's Comp Fund	-	-	-
8100	Scholarships	500.00	-	500.00
8650	Student Agency Funds	-	-	-
9XX0	Elementary Activity Funds	10,687.52	-	10,687.52
<b>Subtotal All Funds</b>		<b>1,796,988.18</b>	<b>7,727,524.91</b>	<b>9,524,513.09</b>
<i>Less Voided Checks</i>		<i>(14,126.40)</i>	<i>-</i>	<i>(14,126.40)</i>
<b>Total Disbursements</b>		<b>1,782,861.78</b>	<b>7,727,524.91</b>	<b>9,510,386.69</b>

# San Angelo ISD Check Register

**School Fiscal Year: 2020 Period: 9 – May**

Fund	Check #	Check Date	Vendor Name	Amount
1990	1187521	05/07/2020	DOUCET PLUMBING INC DBA	230.10
1990	1187522	05/07/2020	RUIZ, ALFRED R. DBA	180.00
1990	1187524	05/07/2020	SANTOS, DOMINIC M DBA	246.46
1990	1187525	05/07/2020	ANGELO WATER SERVICE CO	185.75
1990	1187526	05/07/2020	APPLE INC.	8,621.00
1990	1187528	05/07/2020	PEARISON, INC DBA	2,258.35
1990	1187529	05/07/2020	KOCA, BENJAMIN DBA	455.00
1990	1187530	05/07/2020	BES-TEX SUPPLY LLC.	239.21
1990	1187532	05/07/2020	BLUE STAR BUS SALES LTD	2,426.05
1990	1187533	05/07/2020	BOOKBINDING & LAMINATING INC.	470.00
1990	1187534	05/07/2020	BSN SPORTS	791.00
1990	1187535	05/07/2020	CALIBER WELL SERVICES LLC	4,969.00
1990	1187536	05/07/2020	CENERGISTIC,LLC	22,075.00
1990	1187537	05/07/2020	CENGAGE LEARNING, INC	50.00
1990	1187538	05/07/2020	JK DUNCAN HOLDINGS INC DBA	1,649.63
1990	1187539	05/07/2020	CITY OF SAN ANGELO	22,476.78
1990	1187541	05/07/2020	LONGHORN OFFICE PRODUCTS DBA	718.48
1990	1187542	05/07/2020	COUNTY OF TOM GREEN	7.50
1990	1187543	05/07/2020	COUNTY OF TOM GREEN	60.00
1990	1187544	05/07/2020	COUNTY OF TOM GREEN	7.50
1990	1187545	05/07/2020	CHRISTY G DIEGO	20.99
1990	1187546	05/07/2020	E & R SUPPLY CO INC	76.67
1990	1187547	05/07/2020	E3 ENTEGRAL SOLUTIONS, INC	337,677.27
1990	1187549	05/07/2020	ENER-TEL SERVICES INC.	3,235.00
1990	1187550	05/07/2020	HORIZON BRANDING, LLC DBA	365.00
1990	1187551	05/07/2020	FCCLA	200.00
1990	1187552	05/07/2020	TORRES, ANTONIO H DBA	8,885.00
1990	1187553	05/07/2020	CASTILLO, JOHN DBA	425.00
1990	1187555	05/07/2020	GOODYEAR TIRE & RUBBER CO DBA	1,066.00
1990	1187556	05/07/2020	TERRY, STEPHEN E. DBA	1,188.00
1990	1187557	05/07/2020	HAND2MIND, INC. DBA	655.13
1990	1187558	05/07/2020	HEB GROCERY CO.	382.51
1990	1187559	05/07/2020	HENTHORN COMMERCIAL CONSTRUCTION LL	59,470.00
1990	1187560	05/07/2020	HIGH PERFORMANCE BUILDING SUPPLIES	3,398.00
1990	1187562	05/07/2020	HOME DEPOT	2,875.51
1990	1187563	05/07/2020	HOUGHTON MIFFLIN HARCOURT PUBLISHIN	3,550.00
1990	1187564	05/07/2020	HOUSE OF CHEMICALS INC	25.99
1990	1187566	05/07/2020	INSCO DISTRIBUTING INC	175.40
1990	1187567	05/07/2020	JETT ELECTRIC COMPANY, INC	6,928.57

## San Angelo ISD Check Register

**School Fiscal Year: 2020 Period: 9 – May**

Fund	Check #	Check Date	Vendor Name	Amount
1990	1187568	05/07/2020	KELLY MOORE PAINT COMPANY INC.	1,188.52
1990	1187569	05/07/2020	LAKESHORE IT SOLUTIONS, INC.	30.51
1990	1187571	05/07/2020	WEST TEXAS LIGHTHOUSE FOR THE BLIND	1,839.44
1990	1187572	05/07/2020	LONESTAR FREIGHTLINER GROUP LLC DBA	1,773.76
1990	1187573	05/07/2020	LOWE'S HOME CENTER	23.47
1990	1187574	05/07/2020	HARRIS, CLAYTON DBA	5,900.00
1990	1187575	05/07/2020	MAYFIELD PAPER COMPANY, INC.	1,496.15
1990	1187576	05/07/2020	GONZALES, MANUEL H. DBA	15,638.00
1990	1187577	05/07/2020	ALLEN ANTI-DRUG CONSORTIUM, INC DBA	40.00
1990	1187578	05/07/2020	MNJ TECHNOLOGIES DIRECT, INC	1,269.76
1990	1187579	05/07/2020	MORSCO SUPPLY, LLC DBA	172.33
1990	1187580	05/07/2020	MSB CONSULTING GROUP, LLC	481.56
1990	1187581	05/07/2020	NASCO EDUCATION LLC DBA	394.22
1990	1187582	05/07/2020	OTC DIRECT DBA	45.56
1990	1187583	05/07/2020	PEARSON EDUCATION, INC.	2,500.00
1990	1187585	05/07/2020	PREMIER BLAST & PAINT, LLC	9,200.00
1990	1187586	05/07/2020	JANA GRAVES RUETER	75.13
1990	1187587	05/07/2020	SAM'S CLUB DIRECT	256.82
1990	1187589	05/07/2020	SCHERZ LANDSCAPE COMPANY	71.97
1990	1187592	05/07/2020	SCHOLASTIC INC	32,567.12
1990	1187593	05/07/2020	SCHOOL HEALTH CORPORATION	262.40
1990	1187594	05/07/2020	SCHOOL SPECIALTY INC.	87.00
1990	1187597	05/07/2020	SMITH FLOORS, INC	769.64
1990	1187598	05/07/2020	STERICYCLE, INC	176.64
1990	1187601	05/07/2020	TARPLEY MUSIC COMPANY, INC	3,387.00
1990	1187602	05/07/2020	TARPLEY MUSIC COMPANY, INC	1,030.70
1990	1187603	05/07/2020	TARPLEY MUSIC COMPANY, INC	1,055.00
1990	1187604	05/07/2020	TARPLEY MUSIC COMPANY, INC	2,589.00
1990	1187605	05/07/2020	TARPLEY MUSIC COMPANY, INC	16,017.74
1990	1187606	05/07/2020	TARPLEY MUSIC COMPANY, INC	99.70
1990	1187607	05/07/2020	TASCO AUTO COLOR #32	540.18
1990	1187608	05/07/2020	TELEPHONE PROFESSIONAL DBA TEL PRO	317.00
1990	1187611	05/07/2020	UNITED RENTALS	2,035.68
1990	1187612	05/07/2020	US POST OFFICE	1,000.00
1990	1187613	05/07/2020	VERIZON WIRELESS	75.98
1990	1187614	05/07/2020	VERIZON WIRELESS	37.99
1990	1187615	05/07/2020	VISICOM GROUP, INC DBA	1,123.76
1990	1187616	05/07/2020	WALSH GALLEGOS TREVINO RUSSO & KYLE	11,820.00
1990	1187617	05/07/2020	WEST TEXAS FIRE EXTINGUISHER INC.	251.40

## San Angelo ISD Check Register

**School Fiscal Year: 2020 Period: 9 – May**

Fund	Check #	Check Date	Vendor Name	Amount
1990	1187618	05/07/2020	WESTLAKE ACE HARDWARE	1,759.48
1990	1187619	05/07/2020	WESTLAKE ACE HARDWARE	4,335.84
1990	1187622	05/14/2020	ABC TEXAS BUS SALES, INC	755.32
1990	1187623	05/14/2020	WILVIS CT INC DBA	84.00
1990	1187624	05/14/2020	ANGELO AUTO GLASS CO.	135.98
1990	1187626	05/14/2020	ANGELO BUILDING SPECIALTIES	80.15
1990	1187627	05/14/2020	ANGELO PLUMBING SUPPLY	1,092.53
1990	1187628	05/14/2020	GREG'S TIRE & ALIGNMENT LLC DBA	793.56
1990	1187629	05/14/2020	ANGELO WATER SERVICE CO	28.25
1990	1187630	05/14/2020	ARMSTRONG ELECTRICAL SUPPLY COMPANY	2.44
1990	1187631	05/14/2020	AT&T	255.11
1990	1187632	05/14/2020	AUTOMATIC FIRE PROTECTION, INC.	539.71
1990	1187633	05/14/2020	B & H FOTO & ELECTRONICS CORP.	409.99
1990	1187634	05/14/2020	B & W TRAILER CO INC DBA	70.48
1990	1187636	05/14/2020	BLUE STAR BUS SALES LTD	708.81
1990	1187637	05/14/2020	BORDER STATES ELECTRIC SUPPLY	303.07
1990	1187638	05/14/2020	BY THE STREAM MEDIA	4,000.00
1990	1187639	05/14/2020	CALIBER WELL SERVICES LLC	4,124.00
1990	1187640	05/14/2020	CARAHSOFT TECHNOLOGY CORPORATION	6,018.97
1990	1187642	05/14/2020	CDW LLC DBA	4,466.78
1990	1187644	05/14/2020	JK DUNCAN HOLDINGS INC DBA	1,196.94
1990	1187645	05/14/2020	CLARK, ALTON LEROY DBA	60.00
1990	1187646	05/14/2020	LONGHORN OFFICE PRODUCTS DBA	90.53
1990	1187647	05/14/2020	DEMCO, INC.	204.18
1990	1187648	05/14/2020	VAUGHN, STACY DBA	65.75
1990	1187649	05/14/2020	E & R SUPPLY CO INC	99.75
1990	1187650	05/14/2020	ENER-TEL SERVICES INC.	97.50
1990	1187652	05/14/2020	FOLLETT SCHOOL SOLUTIONS, INC.	1,718.43
1990	1187654	05/14/2020	TORRES, ANTONIO H DBA	5,587.00
1990	1187655	05/14/2020	GAMETIME TOTAL RECREATION PRODUCTS	3,675.63
1990	1187658	05/14/2020	GRILL MASTERS, INC. DBA	934.50
1990	1187659	05/14/2020	HAND2MIND, INC. DBA	748.72
1990	1187660	05/14/2020	HASTINGS, BRIAN	150.00
1990	1187661	05/14/2020	HEB GROCERY CO.	111.04
1990	1187662	05/14/2020	HIGH PERFORMANCE BUILDING SUPPLIES	3,365.00
1990	1187663	05/14/2020	HCRS, INC DBA	160.00
1990	1187664	05/14/2020	HOLLAND, BARRY BREN	150.00
1990	1187665	05/14/2020	HOME DEPOT	973.43
1990	1187666	05/14/2020	HOUSE OF CHEMICALS INC	13,381.28

## San Angelo ISD Check Register

**School Fiscal Year: 2020 Period: 9 – May**

Fund	Check #	Check Date	Vendor Name	Amount
1990	1187667	05/14/2020	HOWARD COLLEGE	17,975.00
1990	1187668	05/14/2020	INGRAM CONCRETE LLC	6,322.13
1990	1187669	05/14/2020	INSCO DISTRIBUTING INC	106.22
1990	1187670	05/14/2020	J&J SUPPLY	323.86
1990	1187671	05/14/2020	CUSTOM WHOLESALE SUPPLY CO. INC DBA	258.35
1990	1187672	05/14/2020	KELLY MOORE PAINT COMPANY INC.	1,261.07
1990	1187673	05/14/2020	KINNEY ARCHITECTS, INC.	4,192.00
1990	1187674	05/14/2020	KIRBO'S OFFICE SYSTEMS	547.53
1990	1187676	05/14/2020	WEST TEXAS LIGHTHOUSE FOR THE BLIND	3,591.27
1990	1187677	05/14/2020	LONESTAR FREIGHTLINER GROUP LLC DBA	1,193.16
1990	1187678	05/14/2020	LOWE'S HOME CENTER	175.92
1990	1187679	05/14/2020	MAYFIELD PAPER COMPANY, INC.	696.08
1990	1187681	05/14/2020	GONZALES, MANUEL H. DBA	15,073.00
1990	1187682	05/14/2020	MCCORMACK, KARL	150.00
1990	1187683	05/14/2020	MCCORMICK'S GROUP LLC	3,198.69
1990	1187684	05/14/2020	MICROREPLAY, INC.	296.85
1990	1187685	05/14/2020	MIDLAND ISD	250.00
1990	1187686	05/14/2020	MORSCO SUPPLY, LLC DBA	1,283.57
1990	1187687	05/14/2020	MP2 ENERGY TEXAS LLC	116,813.26
1990	1187688	05/14/2020	MSB CONSULTING GROUP, LLC	826.24
1990	1187689	05/14/2020	NASCO EDUCATION LLC DBA	109.63
1990	1187690	05/14/2020	NATIONAL FORENSIC LEAGUE DBA	2,252.00
1990	1187691	05/14/2020	NOODLETOOLS, INC.	345.00
1990	1187692	05/14/2020	FREIHEIT, CANDY DBA	863.90
1990	1187694	05/14/2020	PITNEY BOWES INC	2,000.00
1990	1187695	05/14/2020	TERRI L COX DBA	655.00
1990	1187696	05/14/2020	UHERIK, DENNIS JAY DBA	338.87
1990	1187697	05/14/2020	QUADIENT LEASING USA, INC.	684.00
1990	1187698	05/14/2020	QUILL CORPORATION	903.99
1990	1187699	05/14/2020	REPUBLIC SERVICES, INC	808.17
1990	1187700	05/14/2020	REPUBLIC SERVICES, INC	88.43
1990	1187701	05/14/2020	RIDDLE,DENNIS W. DBA	571.04
1990	1187702	05/14/2020	RIVAS,RICHARD P. DBA	1,648.00
1990	1187703	05/14/2020	ROBERT MADDEN INDUSTRIES LTD	377.13
1990	1187704	05/14/2020	ROBERTS TRUCK CENTER OF WEST TX LLC	394.84
1990	1187705	05/14/2020	SAM'S CLUB DIRECT	282.02
1990	1187706	05/14/2020	SAN ANGELO ACOUSTICS, INC	1,501.20
1990	1187707	05/14/2020	SAN ANGELO FAMILY MAGAZINE	450.00
1990	1187708	05/14/2020	SAN MIGUEL, ARMANDO	150.00

## San Angelo ISD Check Register

**School Fiscal Year: 2020 Period: 9 – May**

Fund	Check #	Check Date	Vendor Name	Amount
1990	1187709	05/14/2020	SCHNEIDER ELECTRIC BLDS AMERICA	243,812.58
1990	1187710	05/14/2020	SCHOOL HEALTH CORPORATION	86.07
1990	1187711	05/14/2020	SCHOOL SPECIALTY INC.	616.76
1990	1187712	05/14/2020	THE SHERWIN-WILLIAMS CO.	1,617.24
1990	1187713	05/14/2020	SKG ENGINEERING	752.00
1990	1187714	05/14/2020	SNYDER ISD	490.00
1990	1187715	05/14/2020	SUDDENLINK COMMUNICATIONS	3,931.47
1990	1187716	05/14/2020	SUDDENLINK COMMUNICATIONS	73,352.13
1990	1187717	05/14/2020	SUDDENLINK COMMUNICATIONS	218.54
1990	1187718	05/14/2020	SUDDENLINK COMMUNICATIONS	6,082.16
1990	1187719	05/14/2020	TARPLEY MUSIC COMPANY, INC	1,315.22
1990	1187720	05/14/2020	TASBO	270.00
1990	1187723	05/14/2020	UNIVERSITY INTERSCHOLASTIC LEAGUE	134.56
1990	1187725	05/14/2020	US POST OFFICE	165.00
1990	1187726	05/14/2020	VERIZON WIRELESS	351.52
1990	1187727	05/14/2020	VERIZON WIRELESS	5,808.79
1990	1187728	05/14/2020	VERIZON WIRELESS	8,234.92
1990	1187729	05/14/2020	BOEHM, MICHAEL DBA	201.52
1990	1187730	05/14/2020	WEST TEXAS REHABILITATION CENTER	1,415.00
1990	1187731	05/14/2020	WEST TEXAS STEEL & SUPPLY INC.	1,107.92
1990	1187732	05/14/2020	WESTLAKE ACE HARDWARE	2,152.34
1990	1187733	05/14/2020	WESTLAKE ACE HARDWARE	5,061.48
1990	1187735	05/21/2020	AIRGAS USA LLC	49.80
1990	1187736	05/21/2020	WILVIS CT INC DBA	1,540.00
1990	1187737	05/21/2020	ALL-TEX IRRIGATION & SUPPLY, LLC	867.98
1990	1187738	05/21/2020	AMERICAN SCHOOL COUNSELOR ASSOC	139.00
1990	1187739	05/21/2020	ANGELO AWARDS, LLC	1,481.75
1990	1187740	05/21/2020	ANGELO BOLT & INDUSTRIAL SUPPLY INC	133.75
1990	1187741	05/21/2020	ANGELO BUILDING SPECIALTIES	190.00
1990	1187742	05/21/2020	ANGELO GLASS & MIRROR CO	16.80
1990	1187743	05/21/2020	ANGELO PLUMBING SUPPLY	2,477.00
1990	1187745	05/21/2020	GREG'S TIRE & ALIGNMENT LLC DBA	133.09
1990	1187746	05/21/2020	ARMSTRONG ELECTRICAL SUPPLY COMPANY	17.11
1990	1187747	05/21/2020	AT&T	4,008.35
1990	1187748	05/21/2020	AT&T	211.50
1990	1187749	05/21/2020	BATTERIES PLUS HOLDING CORP DBA	33.64
1990	1187750	05/21/2020	BES-TEX SUPPLY LLC.	306.10
1990	1187752	05/21/2020	BORDER STATES ELECTRIC SUPPLY	1,749.49
1990	1187753	05/21/2020	GARGAN ENTERPRISES INC. DBA	354.00

## San Angelo ISD Check Register

**School Fiscal Year: 2020 Period: 9 – May**

Fund	Check #	Check Date	Vendor Name	Amount
1990	1187754	05/21/2020	CONSOLIDATED ELECTRICAL DIST DBA	425.24
1990	1187755	05/21/2020	CALIBER WELL SERVICES LLC	3,476.00
1990	1187756	05/21/2020	CDW LLC DBA	10,368.00
1990	1187757	05/21/2020	CINTAS CORPORATION #439	1,032.14
1990	1187758	05/21/2020	JK DUNCAN HOLDINGS INC DBA	663.75
1990	1187759	05/21/2020	CITY OF SAN ANGELO	86.00
1990	1187760	05/21/2020	CITY OF SAN ANGELO WATER	148.50
1990	1187761	05/21/2020	CLARK, ALTON LEROY DBA	120.00
1990	1187763	05/21/2020	LONGHORN OFFICE PRODUCTS DBA	544.93
1990	1187764	05/21/2020	CONEXION HISPANA	1,610.00
1990	1187765	05/21/2020	SAN ANGELO CROSS TEXAS SUPPLY DBA	828.68
1990	1187766	05/21/2020	DELL MARKETING, INC.	61.43
1990	1187767	05/21/2020	VAUGHN, STACY DBA	45.00
1990	1187768	05/21/2020	V.P. IMAGING, INC DBA	7,200.00
1990	1187771	05/21/2020	HORIZON BRANDING, LLC DBA	1,200.00
1990	1187772	05/21/2020	HORIZON BRANDING, LLC DBA	7,635.00
1990	1187773	05/21/2020	FITNESS FINDERS, INC.	1,194.31
1990	1187774	05/21/2020	FLINN SCIENTIFIC INC.	257.98
1990	1187775	05/21/2020	FOLLETT SCHOOL SOLUTIONS, INC.	6,522.74
1990	1187777	05/21/2020	GARCIA, NATHANIEL SCOTT	1,627.50
1990	1187778	05/21/2020	GRILL MASTERS, INC. DBA	2,227.52
1990	1187780	05/21/2020	HAWKINS BATTERY & GOLF CARS, INC	100.95
1990	1187781	05/21/2020	HEB GROCERY CO.	147.16
1990	1187783	05/21/2020	HOME DEPOT	430.71
1990	1187784	05/21/2020	HOUSE OF CHEMICALS INC	8,545.61
1990	1187785	05/21/2020	HOWARD COLLEGE	240.00
1990	1187786	05/21/2020	IMAGERY GRAPHICS SYSTEMS INC.	659.98
1990	1187787	05/21/2020	INSCO DISTRIBUTING INC	48.89
1990	1187788	05/21/2020	J.W. PEPPER AND SON, INC.	96.99
1990	1187789	05/21/2020	CUSTOM WHOLESALE SUPPLY CO. INC DBA	103.57
1990	1187790	05/21/2020	LATIMER, JOHN B DBA	5,324.83
1990	1187791	05/21/2020	KELLY MOORE PAINT COMPANY INC.	536.47
1990	1187792	05/21/2020	KIRBO'S OFFICE SYSTEMS	86.23
1990	1187794	05/21/2020	LAKESHORE IT SOLUTIONS, INC.	122.50
1990	1187795	05/21/2020	WEST TEXAS LIGHTHOUSE FOR THE BLIND	1,172.95
1990	1187796	05/21/2020	LONESTAR FREIGHTLINER GROUP LLC DBA	379.26
1990	1187797	05/21/2020	LOWE'S HOME CENTER	53.19
1990	1187798	05/21/2020	MAYFIELD PAPER COMPANY, INC.	255.10
1990	1187799	05/21/2020	MARIA M MEDINA	305.00

## San Angelo ISD Check Register

**School Fiscal Year: 2020 Period: 9 – May**

Fund	Check #	Check Date	Vendor Name	Amount
1990	1187800	05/21/2020	MORSCO SUPPLY, LLC DBA	56.46
1990	1187802	05/21/2020	NASCO EDUCATION LLC DBA	1,258.08
1990	1187803	05/21/2020	NASSP	95.00
1990	1187804	05/21/2020	NASSP	385.00
1990	1187805	05/21/2020	NETSUPPORT, INC.	1,190.11
1990	1187806	05/21/2020	O'REILLY AUTOMOTIVE ENTERPRISES DBA	769.99
1990	1187808	05/21/2020	UHERIK, DENNIS JAY DBA	341.96
1990	1187809	05/21/2020	QUILL CORPORATION	8.92
1990	1187810	05/21/2020	REPUBLIC SERVICES, INC	4,002.90
1990	1187811	05/21/2020	REPUBLIC SERVICES, INC	1,429.20
1990	1187812	05/21/2020	RIDDLE, DENNIS W. DBA	571.04
1990	1187813	05/21/2020	ROBERT MADDEN INDUSTRIES LTD	757.99
1990	1187814	05/21/2020	SAM'S CLUB DIRECT	327.44
1990	1187815	05/21/2020	SAN ANGELO CHAMBER OF COMMERCE	275.00
1990	1187816	05/21/2020	SAN-TEX SERVICES INC	6,125.44
1990	1187818	05/21/2020	SCHERZ LANDSCAPE COMPANY	100.00
1990	1187819	05/21/2020	SCHOOL HEALTH CORPORATION	156.96
1990	1187820	05/21/2020	SCHOOL SPECIALTY INC.	207.18
1990	1187821	05/21/2020	SEIDLITZ EDUCATION	600.00
1990	1187822	05/21/2020	SHANNON CLINIC	152.00
1990	1187823	05/21/2020	THE SHERWIN-WILLIAMS CO.	295.25
1990	1187824	05/21/2020	A DIVISION OF IDSC HOLDINGS LLC DBA	409.50
1990	1187825	05/21/2020	STAPLES CONTRACT & COMMERCIAL INC.	209.95
1990	1187826	05/21/2020	ANGELO SUPERIOR SERVICES INC DBA	3,087.00
1990	1187827	05/21/2020	TARPLEY MUSIC COMPANY, INC	33.00
1990	1187829	05/21/2020	TEXAS DISPOSAL SYSTEMS, INC	214.05
1990	1187830	05/21/2020	TOM GREEN COUNTY APPRAISAL DISTRICT	81,239.00
1990	1187831	05/21/2020	VEHICLE ACCESSORIES & SUPPLY INC	2,197.98
1990	1187832	05/21/2020	VERIZON CONNECT NWF INC	658.00
1990	1187833	05/21/2020	WATER WAGON	100.00
1990	1187834	05/21/2020	WEST TEXAS FIRE EXTINGUISHER INC.	1,361.50
1990	1187836	05/21/2020	WESTLAKE ACE HARDWARE	238.38
1990	1187837	05/21/2020	ZONES, INC.	3,540.00
1990	1187838	05/22/2020	INGRAM CONCRETE LLC	2,622.50
1990	1187839	05/22/2020	GONZALES, MANUEL H. DBA	12,412.00
1990	1187840	05/28/2020	STACEY ARMSTRONG DBA A+ COMPUTER	530.00
1990	1187841	05/28/2020	ROBERT W & SUSAN D GREGONIS DBA	150.00
1990	1187842	05/28/2020	ALADDIN CARPET COMPANY DBA	8,354.54
1990	1187844	05/28/2020	ALL-TEX IRRIGATION & SUPPLY, LLC	415.32

## San Angelo ISD Check Register

**School Fiscal Year: 2020 Period: 9 – May**

Fund	Check #	Check Date	Vendor Name	Amount
1990	1187845	05/28/2020	AMAZON CAPITAL SERVICES, INC	509.97
1990	1187850	05/28/2020	ANGELO ARCHIVES & SECURITY CO	3,605.70
1990	1187851	05/28/2020	ANGELO BOLT & INDUSTRIAL SUPPLY INC	133.42
1990	1187852	05/28/2020	ANGELO PLUMBING SUPPLY	2,235.79
1990	1187853	05/28/2020	SANTOS, DOMINIC M DBA	541.82
1990	1187854	05/28/2020	GREG'S TIRE & ALIGNMENT LLC DBA	119.43
1990	1187855	05/28/2020	ANGELO WATER SERVICE CO	103.00
1990	1187856	05/28/2020	APPLE INC.	4,025.00
1990	1187857	05/28/2020	B & W TRAILER CO INC DBA	11.18
1990	1187858	05/28/2020	BATTERIES PLUS HOLDING CORP DBA	134.56
1990	1187859	05/28/2020	BES-TEX SUPPLY LLC.	719.91
1990	1187861	05/28/2020	BOOKBINDING & LAMINATING INC.	470.00
1990	1187862	05/28/2020	BORDER STATES ELECTRIC SUPPLY	32.21
1990	1187863	05/28/2020	BREAKOUT, INC. DBA	150.00
1990	1187864	05/28/2020	BSN SPORTS	886.00
1990	1187865	05/28/2020	GARGAN ENTERPRISES INC. DBA	829.00
1990	1187867	05/28/2020	CALIBER WELL SERVICES LLC	2,005.00
1990	1187868	05/28/2020	CDW LLC DBA	10,735.00
1990	1187869	05/28/2020	CINTAS CORPORATION #439	334.21
1990	1187870	05/28/2020	JK DUNCAN HOLDINGS INC DBA	111.78
1990	1187871	05/28/2020	CITY OF SAN ANGELO WATER	5,911.00
1990	1187872	05/28/2020	CITY OF SAN ANGELO WATER	19,888.73
1990	1187873	05/28/2020	CLARENCE GEORGE STAHA DBA	5,676.00
1990	1187874	05/28/2020	LAURENCE LASATER JR DBA	527.80
1990	1187875	05/28/2020	LONGHORN OFFICE PRODUCTS DBA	2,796.82
1990	1187876	05/28/2020	WHEEL-A-RAMA INC DBA	115.40
1990	1187877	05/28/2020	SAN ANGELO CROSS TEXAS SUPPLY DBA	39.40
1990	1187878	05/28/2020	DAKTRONICS, INC	1,365.00
1990	1187879	05/28/2020	DECOTY COFFEE COMPANY	165.10
1990	1187880	05/28/2020	DEMCO, INC.	138.90
1990	1187881	05/28/2020	VAUGHN, STACY DBA	390.00
1990	1187882	05/28/2020	DUNCAN MECHANICAL SERVICE, INC.	3,000.00
1990	1187883	05/28/2020	HORIZON BRANDING, LLC DBA	3,300.00
1990	1187884	05/28/2020	FLINN SCIENTIFIC INC.	1,310.64
1990	1187886	05/28/2020	FOLLETT SCHOOL SOLUTIONS, INC.	176.78
1990	1187887	05/28/2020	TORRES, ANTONIO H DBA	8,962.00
1990	1187890	05/28/2020	HIGH PERFORMANCE BUILDING SUPPLIES	7,076.00
1990	1187891	05/28/2020	HOME DEPOT	862.33
1990	1187892	05/28/2020	HOUSE OF CHEMICALS INC	8,802.22

## San Angelo ISD Check Register

**School Fiscal Year: 2020 Period: 9 – May**

Fund	Check #	Check Date	Vendor Name	Amount
1990	1187893	05/28/2020	INSCO DISTRIBUTING INC	392.86
1990	1187894	05/28/2020	JETT ELECTRIC COMPANY, INC	379.00
1990	1187895	05/28/2020	LATIMER, JOHN B DBA	1,081.96
1990	1187896	05/28/2020	KELLY MOORE PAINT COMPANY INC.	1,183.50
1990	1187898	05/28/2020	KIRBO'S OFFICE SYSTEMS	2,772.60
1990	1187899	05/28/2020	LAKESHORE EQUIPMENT COMPANY DBA	780.47
1990	1187900	05/28/2020	WEST TEXAS LIGHTHOUSE FOR THE BLIND	4,251.32
1990	1187901	05/28/2020	MAYFIELD PAPER COMPANY, INC.	5,134.36
1990	1187902	05/28/2020	GONZALES, MANUEL H. DBA	5,900.00
1990	1187903	05/28/2020	MENTORING MINDS L.P.	500.56
1990	1187904	05/28/2020	O'REILLY AUTOMOTIVE ENTERPRISES DBA	126.06
1990	1187905	05/28/2020	GILBERTO PEREZ	43.93
1990	1187907	05/28/2020	POSITIVE PROMOTIONS INC.	453.25
1990	1187908	05/28/2020	TERRI L COX DBA	1,476.30
1990	1187910	05/28/2020	LAURA G. HUNT DBA	950.00
1990	1187911	05/28/2020	QUILL CORPORATION	361.87
1990	1187912	05/28/2020	ROBERTS TRUCK CENTER OF WEST TX LLC	568.40
1990	1187913	05/28/2020	SAM'S CLUB DIRECT	1,852.93
1990	1187914	05/28/2020	SAM'S CLUB DIRECT	2,477.52
1990	1187916	05/28/2020	TOM GREEN COUNTY APPRAISAL DISTRICT	92,071.00
1990	1187919	05/28/2020	VERIZON WIRELESS	103.04
1990	1187920	05/28/2020	VERIZON WIRELESS	239.97
1990	1187921	05/28/2020	VERIZON WIRELESS	240.01
1990	1187923	05/28/2020	WEST TEXAS FIRE EXTINGUISHER INC.	642.73
1990	1187924	05/28/2020	WESTLAKE ACE HARDWARE	243.53
<b>Total: 1990 LOCAL MAINTENANCE</b>				<b>1,664,123.15</b>
2110	1187570	05/07/2020	LAKESHORE EQUIPMENT COMPANY DBA	5,556.06
2110	1187575	05/07/2020	MAYFIELD PAPER COMPANY, INC.	2,918.84
2110	1187591	05/07/2020	SCHOLASTIC INC	2,915.80
2110	1187651	05/14/2020	ENGAGE! LEARNING, INC. DBA	10,606.00
2110	1187769	05/21/2020	EDUCATION SERVICE CENTER REGION 15	2,500.00
2110	1187793	05/21/2020	K-LOG INC.	421.05
2110	1187886	05/28/2020	FOLLETT SCHOOL SOLUTIONS, INC.	3,338.95
<b>Total: 2110 TITLE I PART A</b>				<b>28,256.70</b>
2240	1187835	05/21/2020	WEST TEXAS REHABILITATION CENTER	7,922.50
2240	1187885	05/28/2020	FLORES, ANGEL	220.00
<b>Total: 2240 IDEA - B FORMULA</b>				<b>8,142.50</b>
2250	1187646	05/14/2020	LONGHORN OFFICE PRODUCTS DBA	611.45
<b>Total: 2250 IDEA-B PRESCHOOL</b>				<b>611.45</b>

## San Angelo ISD Check Register

**School Fiscal Year: 2020 Period: 9 – May**

Fund	Check #	Check Date	Vendor Name	Amount
2400	1187541	05/07/2020	LONGHORN OFFICE PRODUCTS DBA	378.83
2400	1187561	05/07/2020	HCRS, INC DBA	3,041.50
2400	1187565	05/07/2020	TAKKT AMERICA HOLDING, INC. DBA	1,237.88
2400	1187575	05/07/2020	MAYFIELD PAPER COMPANY, INC.	824.00
2400	1187584	05/07/2020	PERFORMANCE FOOD GROUP LLC DBA	2,526.72
2400	1187588	05/07/2020	SANTOS, NAI	63.64
2400	1187590	05/07/2020	SCHNOES, ERIN	98.35
2400	1187595	05/07/2020	SCOTT, S MICHAEL	36.50
2400	1187610	05/07/2020	TYSON FOODS	2,283.12
2400	1187618	05/07/2020	WESTLAKE ACE HARDWARE	8.63
2400	1187620	05/07/2020	WILDE, JESSICA	49.00
2400	1187643	05/14/2020	CEBEV, LLC	11,726.40
2400	1187678	05/14/2020	LOWE'S HOME CENTER	36.09
2400	1187679	05/14/2020	MAYFIELD PAPER COMPANY, INC.	104.50
2400	1187693	05/14/2020	O'REILLY AUTOMOTIVE ENTERPRISES DBA	40.48
2400	1187722	05/14/2020	UNITED REFRIGERATION	122.28
2400	1187724	05/14/2020	US POST OFFICE	7,963.75
2400	1187732	05/14/2020	WESTLAKE ACE HARDWARE	4.13
2400	1187752	05/21/2020	BORDER STATES ELECTRIC SUPPLY	336.91
2400	1187767	05/21/2020	VAUGHN, STACY DBA	5.50
2400	1187770	05/21/2020	FABIAN, LEAH	74.75
2400	1187779	05/21/2020	DESK SPINCO, INC DBA	873.46
2400	1187782	05/21/2020	HERITAGE FOOD SERVICE GROUP, INC.	250.10
2400	1187797	05/21/2020	LOWE'S HOME CENTER	18.93
2400	1187817	05/21/2020	SCHEFFLER, JENNI	79.75
2400	1187855	05/28/2020	ANGELO WATER SERVICE CO	20.00
2400	1187869	05/28/2020	CINTAS CORPORATION #439	18.60
2400	1187874	05/28/2020	LAURENCE LASATER JR DBA	484.74
2400	1187907	05/28/2020	POSITIVE PROMOTIONS INC.	948.09
2400	1187911	05/28/2020	QUILL CORPORATION	354.47
2400	1187918	05/28/2020	UNITED REFRIGERATION	772.47
2400	1187923	05/28/2020	WEST TEXAS FIRE EXTINGUISHER INC.	1,755.00
<b>Total: 2400 FOOD SERVICE</b>				<b>36,538.57</b>
2420	1187531	05/07/2020	BIMBO BAKERIES USA, INC.	152.64
2420	1187554	05/07/2020	DEAN DAIRY HOLDINGS DBA	1,744.80
2420	1187599	05/07/2020	SYSCO USA I, INC DBA	492.26
2420	1187635	05/14/2020	BIMBO BAKERIES USA, INC.	230.22
2420	1187657	05/14/2020	DEAN DAIRY HOLDINGS DBA	2,191.93
2420	1187751	05/21/2020	BIMBO BAKERIES USA, INC.	235.87

# San Angelo ISD Check Register

**School Fiscal Year: 2020 Period: 9 – May**

Fund	Check #	Check Date	Vendor Name	Amount
2420	1187860	05/28/2020	BIMBO BAKERIES USA, INC.	126.52
2420	1187889	05/28/2020	DEAN DAIRY HOLDINGS DBA	4,034.90
<b>Total: 2420 SUMMER FEEDING PROGRAM</b>				<b>9,209.14</b>
2440	1187641	05/14/2020	CAREER & TECHNOLOGY ASSOC OF TEXAS	250.00
2440	1187824	05/21/2020	A DIVISION OF IDSC HOLDINGS LLC DBA	10,305.00
2440	1187828	05/21/2020	TEACHING SYSTEMS, INC.	8,619.15
2440	1187909	05/28/2020	PROJECT LEAD THE WAY, INC	2,400.00
2440	1187915	05/28/2020	A DIVISION OF IDSC HOLDINGS LLC DBA	9,495.00
<b>Total: 2440 CAREER &amp; TECHNICAL-BASIC</b>				<b>31,069.15</b>
2550	1187917	05/28/2020	TRACI SKROVAN CONSULTING LLC	1,400.00
<b>Total: 2550 TITLE II TPTR</b>				<b>1,400.00</b>
2890	1187548	05/07/2020	EMERGENT TREE EDUCATION INC	6,300.00
<b>Total: 2890 FED FUNDED SPECIAL REV</b>				<b>6,300.00</b>
4100	1187721	05/14/2020	TEXAS ASSOC SECONDARY SCH PRINCIPAL	150.00
<b>Total: 4100 STATE TEXTBOOK FUND</b>				<b>150.00</b>
8100	1187609	05/07/2020	TEXAS TECH UNIVERSITY	500.00
<b>Total: 8100 SCHOLARSHIPS</b>				<b>500.00</b>
9070	1187596	05/07/2020	DIERSCHKE HUFFMAN LLC DBA	273.43
<b>Total: 9070 ALTA LOMA ACTIVITY FUND</b>				<b>273.43</b>
9110	1187523	05/07/2020	WILVIS CT INC DBA	910.00
9110	1187888	05/28/2020	G&G INVESTMENTS INC DBA	581.07
<b>Total: 9110 BONHAM ACTIVITY FUND</b>				<b>1,491.07</b>
9120	1187587	05/07/2020	SAM'S CLUB DIRECT	43.15
9120	1187906	05/28/2020	PETTY CASH - DARIUS FLOWERS	27.57
<b>Total: 9120 BOWIE ACTIVITY FUND</b>				<b>70.72</b>
9130	1187680	05/14/2020	BEST CHOICE RESTAURANTS LLC DBA	330.50
9130	1187705	05/14/2020	SAM'S CLUB DIRECT	103.84
9130	1187855	05/28/2020	ANGELO WATER SERVICE CO	9.00
9130	1187914	05/28/2020	SAM'S CLUB DIRECT	133.41
<b>Total: 9130 BRADFORD ACTIVITY FUND</b>				<b>576.75</b>
9140	1187656	05/14/2020	G&G INVESTMENTS INC DBA	385.91
9140	1187744	05/21/2020	SANTOS, DOMINIC M DBA	14.82
9140	1187762	05/21/2020	LAURENCE LASATER JR DBA	383.57
9140	1187801	05/21/2020	RINCON, SIMON DBA NACHO'S	360.00
9140	1187866	05/28/2020	CAIN'S COVE LLC	420.00
<b>Total: 9140 CROCKETT ACTIVITY FUND</b>				<b>1,564.30</b>
9160	1187734	05/14/2020	QUATTRO FS, LLC DBA WHICH WICH	280.00
<b>Total: 9160 FANNIN ACTIVITY FUND</b>				<b>280.00</b>
9170	1187675	05/14/2020	LEGO BRAND RETAIL, INC DBA	499.90

## San Angelo ISD Check Register

**School Fiscal Year: 2020 Period: 9 – May**

Fund	Check #	Check Date	Vendor Name	Amount
9170	1187833	05/21/2020	WATER WAGON	195.00
<b>Total: 9170 FT CONCHO ACTIVITY FUND</b>				<b>694.90</b>
9180	1187776	05/21/2020	G&G INVESTMENTS INC DBA	600.47
9180	1187807	05/21/2020	PETTY CASH - TERI GOULD	115.07
9180	1187833	05/21/2020	WATER WAGON	235.00
<b>Total: 9180 GLENMORE ACTIVITY FUND</b>				<b>950.54</b>
9200	1187786	05/21/2020	IMAGERY GRAPHICS SYSTEMS INC.	774.90
9200	1187898	05/28/2020	KIRBO'S OFFICE SYSTEMS	50.35
<b>Total: 9200 HOLIMAN ACTIVITY FUND</b>				<b>825.25</b>
9210	1187843	05/28/2020	WILVIS CT INC DBA	312.00
<b>Total: 9210 MCGILL ACTIVITY FUND</b>				<b>312.00</b>
9220	1187625	05/14/2020	ANGELO AWARDS, LLC	12.95
9220	1187798	05/21/2020	MAYFIELD PAPER COMPANY, INC.	41.39
<b>Total: 9220 REAGAN ACTIVITY FUND</b>				<b>54.34</b>
9240	1187527	05/07/2020	TAYLOR PUBLISHING COMPANY DBA	1,675.51
9240	1187540	05/07/2020	LAURENCE LASATER JR DBA	454.35
9240	1187776	05/21/2020	G&G INVESTMENTS INC DBA	1,182.69
<b>Total: 9240 LAMAR ACTIVITY FUND</b>				<b>3,312.55</b>
9580	1187807	05/21/2020	PETTY CASH - TERI GOULD	51.73
<b>Total: 9580 GLENMORE STUDENT FUND</b>				<b>51.73</b>
9620	1187621	05/07/2020	YVONNE'S HAPPY TIERS, LLC	165.00
<b>Total: 9620 REAGAN STUDENT FUND</b>				<b>165.00</b>
9640	1187653	05/14/2020	FRIENDLY FLOWER SHOP	64.94
<b>Total: 9640 LAMAR STUDENT FUND</b>				<b>64.94</b>
<b>Grand Total</b>				<b>1,796,988.18</b>

POWERCHOOOL LLC  
DATE: 06/01/2020  
TIME: 14:43:34

SAN ANGELO ISD  
CHECK REGISTER INCLUDING SYSTEM VOIDS

PAGE NUMBER: 1  
ACCTPA21  
ACCOUNTING PERIOD: 10/20

SELECTION CRITERIA: chkstat.disp\_fund like '864%' and chkstat.rundate between '20200501 00:00:00.000' and '20200531 00:00:00.000' an

DISTRIBUTION FUND: 8640

CHECK NUMBER	ISSUE DATE	VENDOR	STATUS	TOTAL	DESCRIPTION
1186441	05/05/2020	UIL MUSIC REGION 6	V	-400.00	VOID MANUAL CHECK
1186442	05/05/2020	UIL MUSIC REGION 6	V	-800.00	VOID MANUAL CHECK
* 1186652	05/05/2020	UIL MUSIC REGION 6	V	-1200.00	VOID MANUAL CHECK
* 1186779	05/12/2020	CEBEV, LLC	V	-11726.40	VOID MANUAL CHECK
* 1187600	05/07/2020	TARPLEY MUSIC COMPANY, INC	V	0.00	VOID: MULTI STUB CHECK
* 1187846	05/28/2020	ANGELO ARCHIVES & SECURITY CO	V	0.00	VOID: MULTI STUB CHECK
1187847	05/28/2020	ANGELO ARCHIVES & SECURITY CO	V	0.00	VOID: MULTI STUB CHECK
1187848	05/28/2020	ANGELO ARCHIVES & SECURITY CO	V	0.00	VOID: MULTI STUB CHECK
1187849	05/28/2020	ANGELO ARCHIVES & SECURITY CO	V	0.00	VOID: MULTI STUB CHECK
* 1187897	05/28/2020	KIRBO'S OFFICE SYSTEMS	V	0.00	VOID: MULTI STUB CHECK
* 1187922	05/28/2020	WEST TEXAS FIRE EXTINGUISHER INC.	V	0.00	VOID: MULTI STUB CHECK
TOTAL FUND				-14126.40	
TOTAL REPORT				-14126.40	

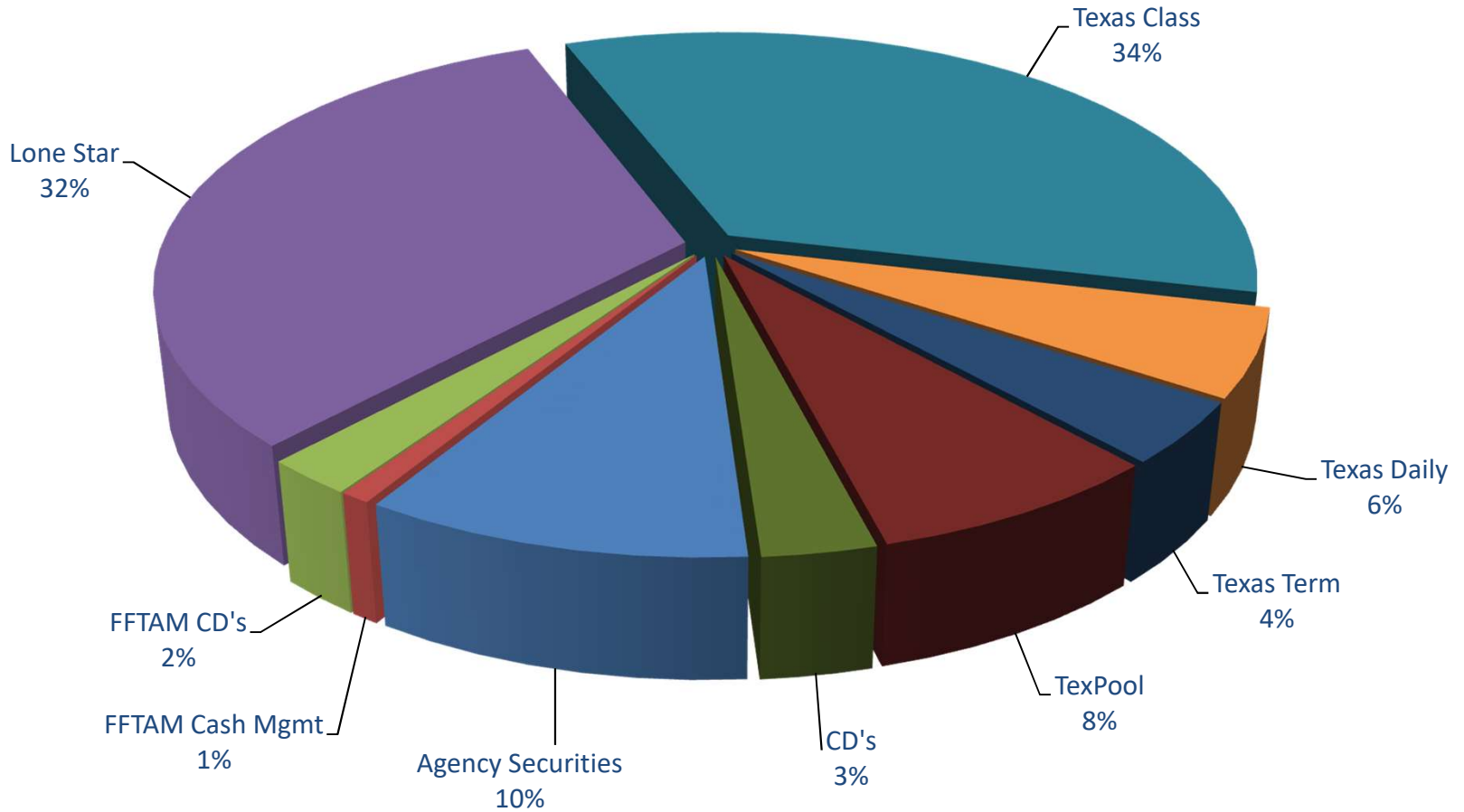
**SAN ANGELO INDEPENDENT SCHOOL DISTRICT  
INVESTMENT REPORT  
May 31, 2020**

Description	Int Earned Apr-2020	Balance 4/30/2020	%	Net Transactions May-2020	Int Earned May-2020	Balance 5/31/2020	Market Value	Avg Rate May-2020
<b><u>GENERAL FUND</u></b>								
First Financial Bank Interest Earned	637.31	0.00	0.00%	(335.06)	335.06	0.00	0.00	0.15%
FFTAM SAISD Cash Management Agency	272.49	396,926.12	0.79%	1,866.87	94.26	398,887.25	398,887.25	0.16%
Lone Star Account	20,558.02	21,198,842.10	42.14%	(5,000,000.00)	16,453.48	16,215,295.58	16,232,016.26	0.98%
Texas Class Account	18,061.74	15,165,030.43	30.15%	(1,925,220.09)	8,846.39	13,248,656.73	13,260,203.51	0.76%
Texas Daily Account	1,921.10	2,841,715.70	5.65%	0.00	976.08	2,842,691.78	2,844,157.51	0.41%
Texas Term Account	3,180.33	2,000,000.00	3.98%	(3,286.34)	3,286.34	2,000,000.00	2,003,797.55	1.94%
TexPool Account	500.46	1,297,353.76	2.58%	(40,378.55)	295.08	1,257,270.29	1,257,710.33	0.27%
FFTAM CD Investments	2,468.60	1,173,000.00	2.33%	(2,006.06)	2,006.06	1,173,000.00	1,173,000.00	2.07%
CD Investments	2,293.75	1,234,000.00	2.45%	(2,081.25)	2,081.25	1,234,000.00	1,253,236.78	2.00%
Agency Securities	5,937.50	5,000,000.00	9.94%	(5,937.50)	5,937.50	5,000,000.00	5,015,875.00	1.43%
<b>Total General Fund</b>	<b>55,831.30</b>	<b>50,306,868.11</b>	<b>100.00%</b>	<b>(6,977,377.98)</b>	<b>40,311.50</b>	<b>43,369,801.63</b>	<b>43,438,884.19</b>	
<b><u>DEBT SERVICE FUND</u></b>								
Lone Star Account	19.85	43,317.30	0.90%	0.00	11.48	43,328.78	43,338.96	0.31%
Texas Class Account	3,615.44	4,056,206.23	84.73%	94,601.16	2,648.60	4,153,455.99	4,157,075.91	0.76%
TexPool Account	165.16	441,518.41	9.22%	0.00	100.69	441,619.10	441,773.67	0.27%
CD Investments	505.48	246,000.00	5.14%	(522.33)	522.33	246,000.00	249,382.50	2.50%
<b>Total Debt Service Fund</b>	<b>4,305.93</b>	<b>4,787,041.94</b>	<b>100.00%</b>	<b>94,078.83</b>	<b>3,283.10</b>	<b>4,884,403.87</b>	<b>4,891,571.04</b>	
<b><u>OTHER FUNDS</u></b>								
Texas Class Account - Insurance Reserve	0.30	291.72	0.01%	0.00	0.25	291.97	292.22	0.76%
TexPool Account - Child Nutrition	523.18	1,398,951.99	65.22%	0.00	318.96	1,399,270.95	1,399,760.69	0.27%
TexPool Account - Scholarships	21.41	57,157.88	2.66%	0.00	13.06	57,170.94	57,190.95	0.27%
TexPool Account - Activity Funds	80.52	215,363.87	10.04%	0.00	49.10	215,412.97	215,488.36	0.27%
TexPool Account - Worker's Comp	183.06	473,235.12	22.06%	40,378.55	108.71	513,722.38	513,902.18	0.27%
<b>Total Other Funds</b>	<b>808.47</b>	<b>2,145,000.58</b>	<b>100.00%</b>	<b>40,378.55</b>	<b>490.08</b>	<b>2,185,869.21</b>	<b>2,186,634.40</b>	
<b>TOTAL INVESTED FUNDS BY FUND</b>	<b>60,945.70</b>	<b>57,238,910.63</b>		<b>(6,842,920.60)</b>	<b>44,084.68</b>	<b>50,440,074.71</b>	<b>50,517,089.63</b>	
<b><u>INVESTMENTS</u></b>								
First Financial Bank Interest Earned	637.31	0.00	0.00%	(335.06)	335.06	0.00	0.00	
FFTAM SAISD Cash Management Agency	272.49	396,926.12	0.69%	1,866.87	94.26	398,887.25	398,887.25	
Lone Star Accounts	20,577.87	21,242,159.40	37.11%	(5,000,000.00)	16,464.96	16,258,624.36	16,275,355.22	
Texas Class Accounts	21,677.48	19,221,528.38	33.58%	(1,830,618.93)	11,495.24	17,402,404.69	17,417,571.64	
Texas Daily Account	1,921.10	2,841,715.70	4.96%	0.00	976.08	2,842,691.78	2,844,157.51	
Texas Term Account	3,180.33	2,000,000.00	3.49%	(3,286.34)	3,286.34	2,000,000.00	2,003,797.55	
TexPool Accounts	1,473.79	3,883,581.03	6.78%	0.00	885.60	3,884,466.63	3,885,826.18	
FFTAM CD Investments	2,468.60	1,173,000.00	2.05%	(2,006.06)	2,006.06	1,173,000.00	1,173,000.00	
CD Investments	2,799.23	1,480,000.00	2.59%	(2,603.58)	2,603.58	1,480,000.00	1,502,619.28	
Agency Securities	5,937.50	5,000,000.00	8.74%	(5,937.50)	5,937.50	5,000,000.00	5,015,150.00	
<b>TOTAL INVESTED FUNDS BY INVESTMENT</b>	<b>60,945.70</b>	<b>57,238,910.63</b>	<b>100.00%</b>	<b>(6,842,920.60)</b>	<b>44,084.68</b>	<b>50,440,074.71</b>	<b>50,516,364.63</b>	

**SAN ANGELO INDEPENDENT SCHOOL DISTRICT  
INVESTMENT REPORT  
FOR THE MONTH OF MAY / 2019:2020 FY COMPARISON**

Description	Balance	%	Int Earned	Avg Rate	Balance	%	Int Earned	Avg Rate
	5/31/2020		May-2020	May-2020			5/31/2019	May-2019
<b><u>GENERAL FUND</u></b>								
First Financial Bank Interest Earned	0.00	0.00%	335.06	0.15%	0.00	0.00%	5,722.42	2.44%
FFTAM SAISD Cash Management Agency	398,887.25	0.92%	94.26	0.16%	66,392.52	0.15%	120.63	2.34%
Lone Star Account	16,215,295.58	37.39%	16,453.48	0.98%	11,928,907.68	26.49%	20,281.96	2.57%
Texas Class Account	13,248,656.73	30.55%	8,846.39	0.76%	11,854,744.93	26.33%	32,779.97	2.56%
Texas Daily Account	2,842,691.78	6.55%	976.08	0.41%	2,232,224.05	4.96%	4,564.01	2.41%
Texas Term Account	2,000,000.00	4.61%	3,286.34	1.94%	2,500,000.00	5.55%	5,945.21	2.80%
TexPool Account	1,257,270.29	2.90%	295.08	0.27%	1,767,553.10	3.93%	3,679.74	2.40%
FFTAM CD Investments	1,173,000.00	2.70%	2,006.06	2.07%	1,475,000.00	3.28%	2,974.90	2.43%
CD Investments	1,234,000.00	2.85%	2,081.25	2.00%	3,203,000.00	7.11%	6,247.61	2.04%
Agency Securities	5,000,000.00	11.53%	5,937.50	1.43%	10,000,000.00	22.21%	18,385.42	1.63%
<b>Total General Fund</b>	<b>43,369,801.63</b>	<b>100.00%</b>	<b>40,311.50</b>		<b>45,027,822.28</b>	<b>100.00%</b>	<b>100,701.87</b>	
<b><u>DEBT SERVICE FUND</u></b>								
Lone Star Account	43,328.78	0.89%	11.48	0.31%	42,634.46	0.92%	86.74	2.40%
Texas Class Account	4,153,455.99	85.04%	2,648.60	0.76%	3,901,421.81	84.31%	8,430.50	2.56%
TexPool Account	441,619.10	9.04%	100.69	0.27%	434,589.42	9.39%	884.20	2.40%
CD Investments	246,000.00	5.04%	522.33	2.50%	249,000.00	5.38%	675.37	1.80%
<b>Total Debt Service Fund</b>	<b>4,884,403.87</b>	<b>100.00%</b>	<b>3,283.10</b>		<b>4,627,645.69</b>	<b>100.00%</b>	<b>10,076.81</b>	
<b><u>OTHER FUNDS</u></b>								
Texas Class Account - Insurance Reserve	291.97	0.01%	0.25	0.76%	286.46	0.01%	0.62	2.56%
TexPool Account - Child Nutrition	1,399,270.95	64.01%	318.96	0.27%	2,366,607.25	76.26%	3,929.33	2.40%
TexPool Account - Scholarships	57,170.94	2.62%	13.06	0.27%	56,260.91	1.81%	114.49	2.40%
TexPool Account - Activity Funds	215,412.97	9.85%	49.10	0.27%	211,984.13	6.83%	431.32	2.40%
TexPool Account - Worker's Comp	513,722.38	23.50%	108.71	0.27%	468,205.40	15.09%	900.97	2.40%
<b>Total Other Funds</b>	<b>2,185,869.21</b>	<b>100.00%</b>	<b>490.08</b>		<b>3,103,344.15</b>	<b>100.00%</b>	<b>5,376.73</b>	
<b>TOTAL INVESTED FUNDS BY FUND</b>	<b>50,440,074.71</b>		<b>44,084.68</b>		<b>52,758,812.12</b>		<b>116,155.41</b>	
<b><u>INVESTMENTS</u></b>								
First Financial Bank Interest Earned	0.00	0.00%	335.06		0.00	0.00%	5,722.42	
FFTAM SAISD Cash Management Agency	398,887.25	0.79%	94.26		66,392.52	0.13%	120.63	
Lone Star Accounts	16,258,624.36	32.23%	16,464.96		11,971,542.14	22.69%	20,368.70	
Texas Class Accounts	17,402,404.69	34.50%	11,495.24		15,756,453.20	29.87%	41,211.09	
Texas Daily Account	2,842,691.78	5.64%	976.08		2,232,224.05	4.23%	4,564.01	
Texas Term Account	2,000,000.00	3.97%	3,286.34		2,500,000.00	4.74%	5,945.21	
TexPool Accounts	3,884,466.63	7.70%	885.60		5,305,200.21	10.06%	9,940.05	
FFTAM CD Investments	1,173,000.00	2.33%	2,006.06		1,475,000.00	2.80%	2,974.90	
CD Investments	1,480,000.00	2.93%	2,603.58		3,452,000.00	6.54%	6,922.98	
Agency Securities	5,000,000.00	9.91%	5,937.50		10,000,000.00	18.95%	18,385.42	
<b>TOTAL INVESTED FUNDS BY INVESTMENT</b>	<b>50,440,074.71</b>	<b>100.00%</b>	<b>44,084.68</b>		<b>52,758,812.12</b>	<b>100.00%</b>	<b>116,155.41</b>	

## Investment Portfolio as of 5/31/2020



First Financial Safekeeping  
 Account Positions as of May 31, 2020

Account	CUSIP	Description	Rate	Maturity Date	Call Date	Current Par	Market Value
General Fund	857894A33	STEARNS BANK NA	2.40	7/13/2020		243,000.00	243,247.86
	05580ALE2	BMW BK NORTH AMERICA	2.00	11/17/2020		248,000.00	249,190.40
	3133ELUXO	FFCB	1.00	3/30/2022	3/30/2021	2,500,000.00	2,509,750.00
	14042RPU9	CAPITAL ONE NA BANK	1.25	4/22/2022		248,000.00	250,983.44
	38148P6N2	GOLDMAN SACHS BANK USA	2.60	4/25/2022		246,000.00	254,610.00
	3133EKF27	FFCB	1.85	8/26/2022	8/26/2020	2,500,000.00	2,506,125.00
	949495BC8	WELLS FARGO NATIONAL BANK WEST	1.75	2/21/2023		249,000.00	255,205.08
Debt Service Fund	92937CJM1	WEX BANK	2.50	6/7/2021		246,000.00	249,382.50
			1.92			6,480,000.00	6,518,494.28


First Financial Bank Trust & Management  
 Account Positions as of May 31, 2020

<i>Description</i>	<i>Rate</i>	<i>Maturity Date</i>	<i>Shares/Par Value</i>	<i>Current Price</i>	<i>Market Value</i>	<i>Total Cost</i>	<i>Unrealized G/L</i>	<i>Est. Annual Income</i>
<b>Cash Equivalents</b>								
Financial Square Government Fund	0.16%		398,887.25	1.00	398,887.25	398,887.25	0.00	623.14
					398,887.25	398,887.25	0.00	623.14
<b>Saving &amp; CDs</b>								
MERRICK BANK CD	1.80%	6/8/2020	175,000.00	100.00	175,000.00	175,000.00	0.00	3,150.00
MAINSTREET BANK CD	2.85%	10/5/2020	249,000.00	100.00	249,000.00	249,000.00	0.00	7,096.50
VAST BANK CD	1.86%	11/4/2020	250,000.00	100.00	250,000.00	250,000.00	0.00	4,650.00
UNITY NATIONAL BANK OF HOUSTON CD	2.00%	9/13/2021	249,000.00	100.00	249,000.00	249,000.00	0.00	4,980.00
VALLIANCE BANK CD	1.82%	11/4/2021	250,000.00	100.00	250,000.00	250,000.00	0.00	4,550.00
	2.07%				1,173,000.00	1,173,000.00	0.00	24,426.50
	1.75%				1,571,887.25	1,571,887.25	0.00	25,049.64

**SAN ANGELO INDEPENDENT SCHOOL DISTRICT  
INVESTMENT REPORT  
QUARTER ENDING MAY 31, 2020**

We, the approved investment officers of San Angelo Independent School District, hereby certify that the following Investment Report represents the investment position of the District as of May 31, 2020 in compliance with the Board approved Investment Policy, the Public Funds Investment Act (*Texas Government Code 2256*), and Generally Accepted Accounting Principles (GAAP).

Dated: June 4, 2020



---

Dr. George McFarland, Assistant Superintendent of Business



---

Hope Flores, Director of Financial Services



---

Christina Chavez, Cash Manager/Budget Coordinator

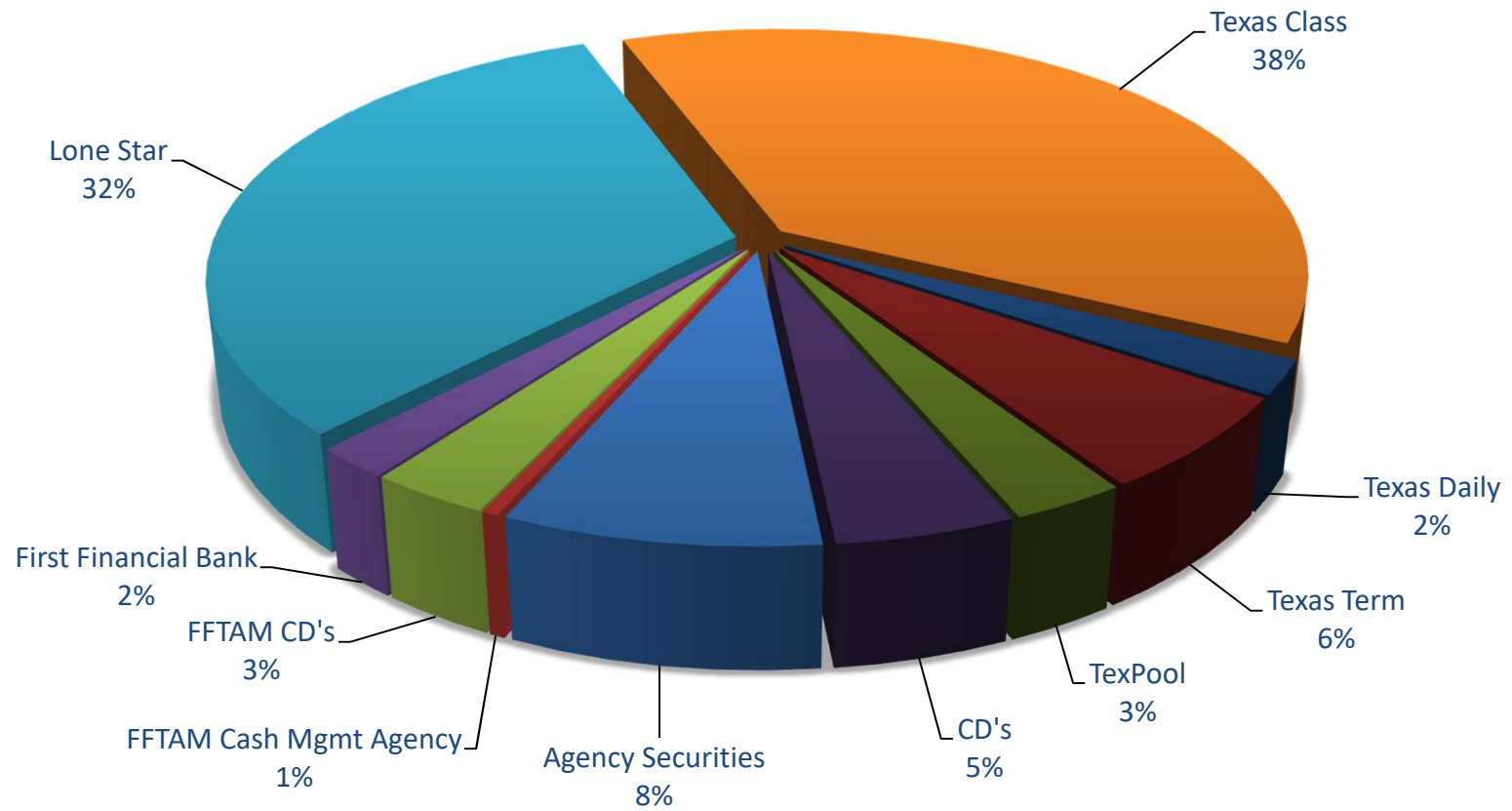
**SAN ANGELO INDEPENDENT SCHOOL DISTRICT  
PRIOR QUARTER COMPARISON  
FOR THE QUARTER ENDING MAY 31, 2020**

DESCRIPTION	QUARTER ENDING MAY 31, 2020				QUARTER ENDING FEBRUARY 29, 2020			
	MARKET VALUE	BOOK VALUE	Q-T-D INT EARNED	INTEREST RATE	MARKET VALUE	BOOK VALUE	Q-T-D INT EARNED	INTEREST RATE
<b>GENERAL FUND</b>								
First Financial Bank Interest Earned	0.00	0.00	3,837.15	0.15%	0.00	0.00	9,720.23	1.56%
FFTAM SAISD Cash Management Agency	398,887.25	398,887.25	839.31	0.16%	392,446.75	392,446.75	949.32	1.51%
Lone Star Account	16,232,016.26	16,215,295.58	61,779.48	0.98%	18,159,685.73	18,153,516.10	82,481.01	1.76%
Texas Class Account	13,260,203.51	13,248,656.73	61,813.71	0.76%	30,834,806.34	30,828,915.06	96,337.63	1.77%
Texas Daily Account	2,844,157.51	2,842,691.78	4,314.48	0.41%	311,098.06	311,054.90	1,248.97	1.58%
Texas Term Account	2,003,797.55	2,000,000.00	11,938.81	1.94%	4,500,948.10	4,500,000.00	22,078.69	1.97%
TexPool Account	1,257,710.33	1,257,270.29	1,974.48	0.27%	1,385,454.79	1,385,122.36	5,859.10	1.59%
FFTAM CD Investments	1,173,000.00	1,173,000.00	6,018.18	2.07%	1,173,000.00	1,173,000.00	7,565.23	2.07%
Wells Fargo CD Investments	1,253,236.78	1,234,000.00	7,416.45	2.00%	1,730,118.58	1,727,000.00	10,181.67	2.11%
Agency Securities	5,015,150.00	5,000,000.00	15,798.61	1.43%	2,500,925.00	2,500,000.00	11,562.49	1.85%
<b>Total General Fund</b>	<b>43,438,159.19</b>	<b>43,369,801.63</b>	<b>175,730.66</b>		<b>60,988,483.35</b>	<b>60,971,055.17</b>	<b>247,984.34</b>	
<b>DEBT SERVICE FUND</b>								
Lone Star Account	43,338.96	43,328.78	71.87	0.31%	43,261.69	43,256.91	170.79	1.57%
Texas Class Account	4,157,075.91	4,153,455.99	10,872.70	0.76%	3,425,914.37	3,425,259.82	22,613.85	1.77%
TexPool Account	441,773.67	441,619.10	641.64	0.27%	441,083.29	440,977.46	1,756.83	1.59%
Wells Fargo CD Investments	249,382.50	246,000.00	1,550.14	2.50%	247,527.66	246,000.00	3,219.64	2.50%
<b>Total Debt Service Fund</b>	<b>4,891,571.04</b>	<b>4,884,403.87</b>	<b>13,136.35</b>		<b>4,157,787.01</b>	<b>4,155,494.19</b>	<b>27,761.11</b>	
<b>OTHER FUNDS</b>								
Texas Class Account - Ins Res	292.22	291.97	0.88	0.76%	291.15	291.09	1.15	1.77%
TexPool Account - Food Service	1,399,760.69	1,399,270.95	2,032.83	0.27%	1,397,573.46	1,397,238.12	6,885.49	1.59%
TexPool Account - Scholarships	57,190.95	57,170.94	83.09	0.27%	57,101.55	57,087.85	227.41	1.59%
TexPool Account - Activity Funds	215,488.36	215,412.97	312.93	0.27%	215,151.66	215,100.04	856.87	1.59%
TexPool Account - Worker's Comp	513,902.18	513,722.38	669.61	0.27%	441,803.41	441,697.40	1,469.82	1.59%
<b>Total Other Funds</b>	<b>2,186,634.40</b>	<b>2,185,869.21</b>	<b>3,099.34</b>		<b>2,111,921.23</b>	<b>2,111,414.50</b>	<b>9,440.74</b>	
<b>TOTAL INVESTED FUNDS BY FUND</b>	<b>50,516,364.63</b>	<b>50,440,074.71</b>	<b>191,966.35</b>		<b>67,258,191.59</b>	<b>67,237,963.86</b>	<b>285,186.19</b>	
<b>INVESTMENTS</b>								
First Financial Bank Interest Earned	0.00	0.00	3,837.15		0.00	0.00	9,720.23	
FFTAM SAISD Cash Management Agency	398,887.25	398,887.25	839.31		392,446.75	392,446.75	949.32	
Lone Star Accounts	16,275,355.22	16,258,624.36	61,851.35		18,202,947.42	18,196,773.01	82,651.80	
Texas Class Accounts	17,417,571.64	17,402,404.69	72,687.29		34,261,011.86	34,254,465.97	118,952.63	
Texas Daily Account	2,844,157.51	2,842,691.78	4,314.48		311,098.06	311,054.90	1,248.97	
Texas Term Account	2,003,797.55	2,000,000.00	11,938.81		4,500,948.10	4,500,000.00	22,078.69	
TexPool Accounts	3,885,826.18	3,884,466.63	5,714.58		3,938,168.16	3,937,223.23	17,055.52	
FFTAM CD Investments	1,173,000.00	1,173,000.00	6,018.18		1,173,000.00	1,173,000.00	7,565.23	
Wells Fargo CD Investments	1,502,619.28	1,480,000.00	8,966.59		1,977,646.24	1,973,000.00	13,401.31	
Agency Securities	5,015,150.00	5,000,000.00	15,798.61		2,500,925.00	2,500,000.00	11,562.49	
<b>TOTAL INVESTED FUNDS BY INVESTMENT</b>	<b>50,516,364.63</b>	<b>50,440,074.71</b>	<b>191,966.35</b>		<b>67,258,191.59</b>	<b>67,237,963.86</b>	<b>285,186.19</b>	

**SAN ANGELO INDEPENDENT SCHOOL DISTRICT  
PRIOR YEAR COMPARISON  
FOR THE QUARTER ENDING MAY 31, 2020**

DESCRIPTION	QUARTER ENDING MAY 31, 2020				QUARTER ENDING MAY 31, 2019			
	MARKET VALUE	BOOK VALUE	Q-T-D INT EARNED	INTEREST RATE	MARKET VALUE	BOOK VALUE	Q-T-D INT EARNED	INTEREST RATE
<b>GENERAL FUND</b>								
First Financial Bank Interest Earned	0.00	0.00	3,837.15	0.15%	0.00	0.00	16,812.89	2.44%
FFTAM SAISD Cash Management Agency	398,887.25	398,887.25	839.31	0.16%	66,392.52	66,392.52	815.01	2.34%
Lone Star Account	16,232,016.26	16,215,295.58	61,779.48	0.98%	11,930,539.27	11,928,907.68	39,838.87	2.57%
Texas Class Account	13,260,203.51	13,248,656.73	61,813.71	0.76%	11,854,538.34	11,854,744.93	142,372.65	2.56%
Texas Daily Account	2,844,157.51	2,842,691.78	4,314.48	0.41%	2,232,292.80	2,232,224.05	13,541.10	2.41%
Texas Term Account	2,003,797.55	2,000,000.00	11,938.81	1.94%	2,500,933.42	2,500,000.00	17,643.84	2.80%
TexPool Account	1,257,710.33	1,257,270.29	1,974.48	0.27%	1,767,694.50	1,767,553.10	11,248.91	2.40%
FFTAM CD Investments	1,173,000.00	1,173,000.00	6,018.18	2.07%	1,475,000.00	1,475,000.00	8,386.79	2.43%
Wells Fargo CD Investments	1,253,236.78	1,234,000.00	7,416.45	2.00%	3,194,851.40	3,203,000.00	18,484.97	2.04%
Agency Securities	5,015,150.00	5,000,000.00	15,798.61	1.43%	9,983,996.66	10,000,000.00	60,069.45	1.63%
<b>Total General Fund</b>	<b>43,438,159.19</b>	<b>43,369,801.63</b>	<b>175,730.66</b>		<b>45,006,238.91</b>	<b>45,027,822.28</b>	<b>329,214.48</b>	
<b>DEBT SERVICE FUND</b>								
Lone Star Account	43,338.96	43,328.78	71.87	0.31%	42,636.94	42,634.46	257.82	2.40%
Texas Class Account	4,157,075.91	4,153,455.99	10,872.70	0.76%	3,901,353.82	3,901,421.81	24,131.60	2.56%
TexPAM Account	441,773.67	441,619.10	641.64	0.27%	434,624.19	434,589.42	2,636.75	2.40%
Wells Fargo CD Investments	249,382.50	246,000.00	1,550.14	2.50%	248,183.46	249,000.00	2,300.34	1.80%
<b>Total Debt Service Fund</b>	<b>4,891,571.04</b>	<b>4,884,403.87</b>	<b>13,136.35</b>		<b>4,626,798.41</b>	<b>4,627,645.69</b>	<b>29,326.51</b>	
<b>OTHER FUNDS</b>								
Texas Class Account - Ins Res	292.22	291.97	0.88	0.76%	286.46	286.46	1.84	2.56%
TexPool Account - Food Service	1,399,760.69	1,399,270.95	2,032.83	0.27%	2,366,796.58	2,366,607.25	11,456.19	2.40%
TexPool Account - Scholarships	57,190.95	57,170.94	83.09	0.27%	56,265.41	56,260.91	341.38	2.40%
TexPool Account - Activity Funds	215,488.36	215,412.97	312.93	0.27%	212,001.09	211,984.13	1,286.20	2.40%
TexPool Account - Worker's Comp	513,902.18	513,722.38	669.61	0.27%	468,242.86	468,205.40	2,415.70	2.40%
<b>Total Other Funds</b>	<b>2,186,634.40</b>	<b>2,185,869.21</b>	<b>3,099.34</b>		<b>3,103,592.40</b>	<b>3,103,344.15</b>	<b>15,501.31</b>	
<b>TOTAL INVESTED FUNDS BY FUND</b>	<b>50,516,364.63</b>	<b>50,440,074.71</b>	<b>191,966.35</b>		<b>52,736,629.72</b>	<b>52,758,812.12</b>	<b>374,042.30</b>	
<b>INVESTMENTS</b>								
First Financial Bank Interest Earned	0.00	0.00	3,837.15		0.00	0.00	16,812.89	
FFTAM SAISD Cash Management Agency	398,887.25	398,887.25	839.31		66,392.52	66,392.52	815.01	
Lone Star Accounts	16,275,355.22	16,258,624.36	61,851.35		11,973,176.21	11,971,542.14	40,096.69	
Texas Class Accounts	17,417,571.64	17,402,404.69	72,687.29		15,756,178.62	15,756,453.20	166,506.09	
Texas Daily Account	2,844,157.51	2,842,691.78	4,314.48		2,232,292.80	2,232,224.05	13,541.10	
Texas Term Account	2,003,797.55	2,000,000.00	11,938.81		2,500,933.42	2,500,000.00	17,643.84	
TexPool Accounts	3,885,826.18	3,884,466.63	5,714.58		5,305,624.63	5,305,200.21	29,385.13	
FFTAM CD Investments	1,173,000.00	1,173,000.00	6,018.18		1,475,000.00	1,475,000.00	8,386.79	
Wells Fargo CD Investments	1,502,619.28	1,480,000.00	8,966.59		3,443,034.86	3,452,000.00	20,785.31	
Agency Securities	5,015,150.00	5,000,000.00	15,798.61		9,983,996.66	10,000,000.00	60,069.45	
<b>TOTAL INVESTED FUNDS BY INVESTMENT</b>	<b>50,516,364.63</b>	<b>50,440,074.71</b>	<b>191,966.35</b>		<b>52,736,629.72</b>	<b>52,758,812.12</b>	<b>374,042.30</b>	

## Interest Earned for the Quarter Ending 5/31/2020



**DATE:** June 3, 2020

**TO:** Dr. Carl Dethloff, Superintendent, and Board of Trustees

**FR:** Hope Flores, Director of Financial Services

**RE:** **Proposed Amendment for the General Fund as of June 15, 2020**

.....

**Compliance:**

The General Fund Budget is submitted in accordance with Section 44.006 of the Texas Education Code. Amendments increasing a functional category must be submitted to the Board of Trustees.

**Amendments:**

The amendment includes changes to function codes, which result in no monetary differences. Also, included in the amendment is an increase in expenditures from fund balance for the following:

HVAC Project, Cafeteria/Glenn (Committed FB) - \$1,600,000.00  
Lincoln Track (Committed FB) - \$550,000.00

**RECOMMENDATION:**

The Administration recommends approval of the General Fund budget amendment for June 15, 2020, with changes to function codes, which result in no monetary differences and an increase in expenditures in the amount of **\$2,150,000.00**.

Hope Flores  
Director of Financial Services

Attachments

San Angelo ISD  
 Budget Amendment Log  
 As of June 15, 2020  
 2019-2020

Fund	Fund # & FY #	Explanation	Revenue	Expenditure
<b>GENERAL FUNDS</b>				
Local Maintenance	199-0 010	Changes between functions	\$0.00	\$0.00
Local Maintenance	199-0 011	Changes between functions	\$0.00	\$0.00
Local Maintenance	199-0 012	Changes between functions	\$0.00	\$0.00
Local Maintenance	199-0 013	Changes between functions	\$0.00	\$0.00
Local Maintenance	199-0 014	Changes between functions	\$0.00	\$0.00
Local Maintenance	199-0 015	Changes between functions	\$0.00	\$0.00
Local Maintenance	199-0 016	To post budget for Glenn HVAC/Cafeteria Project-Committed FB	\$0.00	\$1,600,000.00
Local Maintenance	199-0 017	To post budget for Lincoln Track-Committed FB	\$0.00	\$550,000.00
<b>Total General Funds as of June 15, 2020</b>			<b>\$0.00</b>	<b>\$2,150,000.00</b>

## CHANGES FOR JUNE 15, 2020 PROPOSED BUDGET AMENDMENT GENERAL FUND

**Function 11:**

Amend #	Fund	Amount	Description
20-010	199-0	(\$500)	Transfer to cover shortage ins supplement acct/Dist Wide
20-011	199-0	\$56,000	Transfer student travel funds not used due to Covid/CATE program
20-012	199-0	(\$4,774)	Transfer to appropriate function to pay expenses/Supt Contingency
20-013	199-0	(\$500)	Transfer for computer purchase/Fannin
20-014	199-0	(\$17,756)	Transfer to purchase cafeteria tables/Glenn-Capital Outlay
20-015	199-0	(\$250,000)	Transfer to appropriate function to cover expenses

**TOTAL GENERAL FUNCTION 11** (\$217,530)

**Function 12:**

Amend #	Fund	Amount	Description
---------	------	--------	-------------

**TOTAL GENERAL FUNCTION 12** \$0 NO CHANGES

**Function 13:**

Amend #	Fund	Amount	Description
---------	------	--------	-------------

**TOTAL GENERAL FUNCTION 13** \$0 NO CHANGES

**Function 21:**

Amend #	Fund	Amount	Description
---------	------	--------	-------------

**TOTAL GENERAL FUNCTION 21** \$0 NO CHANGES

**Function 23:**

Amend #	Fund	Amount	Description
20-013	199-0	\$500	Transfer for computer purchase/Fannin

**TOTAL GENERAL FUNCTION 23** \$500

**Function 31:**

Amend #	Fund	Amount	Description
---------	------	--------	-------------

**TOTAL GENERAL FUNCTION 31** \$0 NO CHANGES

**Function 32:**

Amend #	Fund	Amount	Description
---------	------	--------	-------------

**TOTAL GENERAL FUNCTION 32** \$0 NO CHANGES

**Function 33:**

Amend #	Fund	Amount	Description
---------	------	--------	-------------

**TOTAL GENERAL FUNCTION 33** \$0 NO CHANGES

**Function 34:**

Amend #	Fund	Amount	Description
20-015	199-0	\$100,000	Transfer to appropriate function to cover expenses

**TOTAL GENERAL FUNCTION 34** \$100,000

**Function 35:**

Amend #	Fund	Amount	Description
---------	------	--------	-------------

**TOTAL GENERAL FUNCTION 35** \$0 NO CHANGES

**Function 36:**

Amend #	Fund	Amount	Description
20-011	199-0	(\$56,000)	Transfer student travel funds not used due to Covid/CATE program

**TOTAL GENERAL FUNCTION 36** (\$56,000)

**Function 41:**

Amend #	Fund	Amount	Description
20-010	199-0	\$250	Transfer to cover shortage ins supplement acct/Dist Wide
20-012	199-0	\$4,774	Transfer to appropriate function to pay expenses/Supt Contingency

**TOTAL GENERAL FUNCTION 41** \$5,024

**Function 51:**

Amend #	Fund	Amount	Description
---------	------	--------	-------------

**TOTAL GENERAL FUNCTION 51** \$0 NO CHANGES

**Function 52:**

Amend #	Fund	Amount	Description
20-010	199-0	\$250	Transfer to cover shortage ins supplement acct/Dist Wide
20-015	199-0	\$150,000	Transfer to appropriate function to cover expenses

**TOTAL GENERAL FUNCTION 52** \$150,250

## CHANGES FOR JUNE 15, 2020 PROPOSED BUDGET AMENDMENT GENERAL FUND

Function 53:

Amend #	Fund	Amount	Description
<b>TOTAL GENERAL FUNCTION 53</b>		<b><u>\$0</u></b>	<b>NO CHANGES</b>

Function 61:

Amend #	Fund	Amount	Description
<b>TOTAL GENERAL FUNCTION 61</b>		<b><u>\$0</u></b>	<b>NO CHANGES</b>

Function 71:

Amend #	Fund	Amount	Description
<b>TOTAL GENERAL FUNCTION 71</b>		<b><u>\$0</u></b>	<b>NO CHANGES</b>

Function 81:

Amend #	Fund	Amount	Description
20-014	199-0	\$17,756	Transfer to purchase cafeteria tables/Glenn-Capital Outlay
20-016	199-0	\$1,600,000	To post budget Glenn HVAC/Cafeteria Expansion Project-Committed FB
20-017	199-0	\$550,000	To post budget for Lincoln Track Project-Committed FB
<b>TOTAL GENERAL FUNCTION 81</b>		<b><u>\$2,167,756</u></b>	

Function 91:

Amend #	Fund	Amount	Description
<b>TOTAL GENERAL FUNCTION 91</b>		<b><u>\$0</u></b>	<b>NO CHANGES</b>

Function 99:

Amend #	Fund	Amount	Description
<b>TOTAL GENERAL FUNCTION 99</b>		<b><u>\$0</u></b>	<b>NO CHANGES</b>

Function 00-8911:

Amend #	Fund	Amount	Description
<b>TOTAL GENERAL00-8911</b>		<b><u>\$0</u></b>	<b>NO CHANGES</b>

<b>Gen Fund Changes 6-15-20</b>		<b>\$2,150,000</b>	
---------------------------------	--	--------------------	--

General Funds Proposed Budget for June 15, 2020

Revenues, Expenditures, and Use of Designated Carryover General Funds by Object & Function  
2019-2020

		ADOPTED ORIGINAL BUDGET 08-26-19	AMENDED BUDGET 3-23-20	JUNE AMENDMENT CHANGES	PROPOSED AMENDED BUDGET 6-15-20
<b>Revenue by object code:</b>					
5700	Local Revenue	\$55,030,000	\$55,030,000	\$0	\$55,030,000
5800	State Program Revenue	\$68,230,000	\$68,230,000	\$0	\$68,230,000
5900	Federal sources	\$850,000	\$850,000	\$0	\$850,000
<b>Total Revenue</b>		<b>\$124,110,000</b>	<b>\$124,110,000</b>	<b>\$0</b>	<b>\$124,110,000</b>
<b>Total Revenue General Fund</b>					
		<b>\$124,110,000</b>	<b>\$124,110,000</b>	<b>\$0</b>	<b>\$124,110,000</b>
<b>Expenditures by function code:</b>					
11	Instruction	\$72,151,399	\$72,093,625	(\$217,530)	\$71,876,095
12	Instructional Resource & Media Services	\$1,603,302	\$1,603,302	\$0	\$1,603,302
13	Curriculum/Instructional Staff Development	\$1,215,144	\$1,215,144	\$0	\$1,215,144
21	Instructional Leadership	\$1,524,097	\$1,523,697	\$0	\$1,523,697
23	School Leadership	\$7,531,507	\$7,532,507	\$500	\$7,533,007
31	Guidance/Counseling/Evaluation Services	\$4,376,635	\$4,376,635	\$0	\$4,376,635
32	Social Work Services	\$557,667	\$559,167	\$0	\$559,167
33	Health Services	\$1,504,988	\$1,504,988	\$0	\$1,504,988
34	Student (Pupil) Transportation	\$2,980,160	\$2,986,814	\$100,000	\$3,086,814
35	Food Services	\$78,883	\$78,883	\$0	\$78,883
36	Cocurricular/Extracurricular Activities	\$5,694,556	\$5,724,236	(\$56,000)	\$5,668,236
41	General Administration	\$2,967,672	\$2,977,424	\$5,024	\$2,982,448
51	Plant Maintenance & Operations	\$14,176,328	\$14,267,240	\$0	\$14,267,240
52	Security & Monitoring Services	\$551,460	\$562,307	\$150,250	\$712,557
53	Data Processing Services	\$3,989,580	\$4,038,337	\$0	\$4,038,337
61	Community Services	\$156,622	\$156,622	\$0	\$156,622
71	Debt Service	\$0	\$0	\$0	\$0
81	Facilities Acquisition & Construction	\$2,000,000	\$7,085,002	\$2,167,756	\$9,252,758
99	Other Intergovernmental Charges	\$1,050,000	\$1,050,000	\$0	\$1,050,000
<b>Total Expenditures Gen Fund</b>		<b>\$124,110,000</b>	<b>\$129,335,930</b>	<b>\$2,150,000</b>	<b>\$131,485,930</b>
<b>Extraordinary Items/Storm</b>		<b>\$0</b>	<b>\$299,673</b>	<b>\$0</b>	<b>\$299,673</b>
<b>Excess Revenue/Expend</b>		<b>\$0</b>	<b>(\$5,525,603)</b>	<b>(\$2,150,000)</b>	<b>(\$7,675,603)</b>
<b>Total Expend General Fund June 15, 2020</b>					
		<b>\$124,110,000</b>	<b>\$129,635,603</b>	<b>\$2,150,000</b>	<b>\$131,785,603</b>

**San Angelo Independent School District  
General Funds Proposed Budget as of June 15, 2020  
Use of Designated Fund Balance and Reserves for General Fund  
2019-2020**

Fund	Description	ORIGINAL 2019-20 BUDGET		PROPOSED 2019-20 AMENDED BUDGET	
		Rev from Approved Budget 2019-20	Exp from Approved Budget 2019-20	Revenue Budget 6-15-20	Expenditure Budget Including Roll Forward of Encumbrances 6-15-20
199-0	Local Maintenance	\$124,000,000	\$124,000,000	\$124,000,000	\$131,785,603
<b>TOTAL GENERAL FUNDS</b>		<b>\$124,000,000</b>	<b>\$124,000,000</b>	<b>\$124,000,000</b>	<b>\$131,785,603</b>
<b>Use of Fund Bal for capital exp**</b>		<b>\$0</b>	<b>\$0</b>	<b>\$0</b>	<b>\$0</b>
<b>Encumbrance Roll Forward**</b>		<b>\$0</b>	<b>\$0</b>	<b>\$0</b>	<b>\$525,603</b>
<b>Other Resources/Uses</b>		<b>\$0</b>	<b>\$0</b>	<b>\$0</b>	<b>\$0</b>
<b>TOTAL REVENUE/EXPENDITURE</b>		<b>\$124,000,000</b>	<b>\$124,000,000</b>	<b>\$124,000,000</b>	<b>\$131,785,603</b>

\*\*these amts are included in total Gen Fund Exp budget :  
\$131,785,603

**GEN FUND - Budgeted Fund Balance**

**Non-Spendable:**

Prepaid expenses \$0 Encumbrances \$0

**Restricted:**

Eligible Retirement Incentive \$1,000,000

**Committed:**

*Construction*

Lincoln MS Track \$0

Lou G Gym Repairs/Renovations (Phase 2) \$0

Glenn MS HVAC/Cafeteria Expansion \$0

*Capital Equipment*

Security Assessment Phase 3 Upgrades \$1,000,000

*Other*

San Angelo Stadium Turf & Track Replacement \$1,250,000

Property Insurance Deductible \$250,000

Lincoln MS HVAC \$0

**GEN FUND Non-Spendable; Restricted: Committed Fund Balance**

**\$3,500,000**

**GEN FUND Estimated Unassigned Budget Fund Balance**

**\$25,945,513**

**San Angelo Independent School District**  
**Tax Collection Report**  
 April 30, 2020

	<b>Tax Year 2019</b>	<b>Tax Year 2018</b>
<b>Current Tax Information</b>		
Adjusted Tax Levy M & O Fund	\$ 52,984,939	\$ 52,639,357
Adjusted Tax Levy Debt Service Fund	9,286,020	8,604,510
Total Tax Levy	<u>\$ 62,270,959</u>	<u>\$ 61,243,867</u>
Current M & O Tax Collections	\$ 51,356,960	\$ 50,531,414
Current Debt Service Tax Collections	8,471,250	8,259,945
Total Collections to Date	<u>\$ 59,828,210</u>	<u>\$ 58,791,359</u>
Percent of Current Levy Collected	96.08%	96.00%
<b>Delinquent Tax Information</b>		
Adjusted Delinquent Tax Levy	\$ 1,784,452	\$ 1,617,834
Delinquent M & O Tax Collected	\$ 372,190	\$ 342,896
M & O Penalty & Interest	254,976	274,356
Total Collections M & O	<u>\$ 627,166</u>	<u>\$ 617,252</u>
Delinquent Debt Service Tax Collected	\$ 61,434	\$ 57,612
Debt Service Penalty & Interest	42,174	45,441
Total Collections Debt Service	<u>\$ 103,609</u>	<u>\$ 103,052</u>
<b>Summary Information</b>		
Total M & O Collections to Date	\$ 51,984,126	\$ 51,148,666
Total Debt Service Collections to Date	\$ 8,574,858	\$ 8,362,997
Percent of Total Current Levy Collected	97.25%	97.17%

## PO Report Over 20,000 for SAISD Board of Trustees

	Purchase Order Number	Purchase Order Date	Vendor Number	Vendor Name	Buyer	Purchase Order Desc Line1	Quantity Ordered	Unit Price	Total Price
Internet	20206375	05/05/2020	17250	SUDDENLINK COMMUNICATIONS	CDOYLE/ TECHNOLOGY	MAY 2020 FIBER MASTER	1	\$73,352.13	\$73,352.13
	<b>20206375</b>						<b>1</b>	<b>\$73,352.13</b>	<b>\$73,352.13</b>
April Fuel	20206380	05/05/2020	0496	CITY OF SAN ANGELO	JASON KETCHUM	FUEL - GASOLINE/DIESEL	1	\$22,322.59	\$22,322.59
		05/05/2020	0496	CITY OF SAN ANGELO	JASON KETCHUM	UTILITIES - WATER	1	\$154.19	\$154.19
	<b>20206380</b>						<b>2</b>	<b>\$22,476.78</b>	<b>\$22,476.78</b>
Energy Management	20206381	05/05/2020	24013	CENERGISTIC,LLC	CREEK/ MAINTENANCE	MAINTENANCE - CONTRACTED SERVICES - APRIL 2020	1	\$22,075.00	\$22,075.00
	<b>20206381</b>						<b>1</b>	<b>\$22,075.00</b>	<b>\$22,075.00</b>
High School ELA Adoption	20206543	05/14/2020	14244	COLLEGE ENTRANCE EXAMINATION DBA	JASON HENRY/ TEXTBOOK COORDINATOR	8 YR SPRINGBOARD ELA GRADE 10 DIGITAL ACCESS-TEXAS	610	\$100.79	\$61,480.38
		05/14/2020	14244	COLLEGE ENTRANCE EXAMINATION DBA	JASON HENRY/ TEXTBOOK COORDINATOR	8 YR SPRINGBOARD ELA GRADE 10 SE + DIGITAL ACCESS	390	\$116.79	\$45,547.13
		05/14/2020	14244	COLLEGE ENTRANCE EXAMINATION DBA	JASON HENRY/ TEXTBOOK COORDINATOR	8 YR SPRINGBOARD ELA GRADE 11 DIGITAL ACCESS TEXAS	610	\$100.79	\$61,480.38
		05/14/2020	14244	COLLEGE ENTRANCE EXAMINATION DBA	JASON HENRY/ TEXTBOOK COORDINATOR	8 YR SPRINGBOARD ELA GRADE 11 SE + DIGITAL ACCESS	390	\$116.79	\$45,547.13
		05/14/2020	14244	COLLEGE ENTRANCE EXAMINATION DBA	JASON HENRY/ TEXTBOOK COORDINATOR	8 YR SPRINGBOARD ELA GRADE 12 DIGITAL ACCESS TEXAS	670	\$100.79	\$67,527.63
		05/14/2020	14244	COLLEGE ENTRANCE EXAMINATION DBA	JASON HENRY/ TEXTBOOK COORDINATOR	8 YR SPRINGBOARD ELA GRADE 12 SE + DIGITAL ACCESS	330	\$116.79	\$38,539.88
		05/14/2020	14244	COLLEGE ENTRANCE EXAMINATION DBA	JASON HENRY/ TEXTBOOK COORDINATOR	8 YR SPRINGBOARD ELA GRADE 9 DIGITAL ACCESS TEXAS	640	\$100.79	\$64,504.00
		05/14/2020	14244	COLLEGE ENTRANCE EXAMINATION DBA	JASON HENRY/ TEXTBOOK COORDINATOR	8 YR SPRINGBOARD ELA GRADE 9 SE + DIGITAL ACCESS	360	\$116.79	\$42,043.50
High School ELA Adoption		05/14/2020	14244	COLLEGE ENTRANCE EXAMINATION DBA	JASON HENRY/ TEXTBOOK COORDINATOR	PRE AP ENGLISH 1	3	\$3,000.00	\$9,000.00
		05/14/2020	14244	COLLEGE ENTRANCE EXAMINATION DBA	JASON HENRY/ TEXTBOOK COORDINATOR	PRE-AP ENGLISH 2	3	\$3,000.00	\$9,000.00
		05/14/2020	14244	COLLEGE ENTRANCE EXAMINATION DBA	JASON HENRY/ TEXTBOOK COORDINATOR	SB/PRE-AP ONE DAY ENGLISH 1 & 2	1	\$4,100.00	\$4,100.00
		05/14/2020	14244	COLLEGE ENTRANCE EXAMINATION DBA	JASON HENRY/ TEXTBOOK COORDINATOR	SPRINGBOARD ELA GRADE 10 TE-TEXAS	20	\$98.00	\$1,960.00

## PO Report Over 20,000 for SAISD Board of Trustees

Purchase Order Number	Purchase Order Date	Vendor Number	Vendor Name	Buyer	Purchase Order Desc Line1	Quantity Ordered	Unit Price	Total Price	
High School ELA Adoption	20206543	05/14/2020	14244	COLLEGE ENTRANCE EXAMINATION DBA	JASON HENRY/ TEXTBOOK COORDINATOR	SPRINGBOARD ELA GRADE 11 TE-TEXAS	20	\$98.00	\$1,960.00
		05/14/2020	14244	COLLEGE ENTRANCE EXAMINATION DBA	JASON HENRY/ TEXTBOOK COORDINATOR	SPRINGBOARD ELA GRADE 12 TE - TEXAS	20	\$98.00	\$1,960.00
		05/14/2020	14244	COLLEGE ENTRANCE EXAMINATION DBA	JASON HENRY/ TEXTBOOK COORDINATOR	SPRINGBOARD ELA GRADE 9 TE-TEXAS	15	\$98.00	\$1,470.00
		05/14/2020	14244	COLLEGE ENTRANCE EXAMINATION DBA	JASON HENRY/ TEXTBOOK COORDINATOR	SPRINGBOARD PL INITIAL INSTITUTE	1	\$7,200.00	\$7,200.00
		05/14/2020	14244	COLLEGE ENTRANCE EXAMINATION DBA	JASON HENRY/ TEXTBOOK COORDINATOR	SPRINGBOARD PL LEARNING WALKS	2	\$4,100.00	\$8,200.00
<b>20206543</b>						<b>4,085</b>	<b>\$22,662.30</b>	<b>\$471,520.03</b>	
Anatomy & Physiology Textbooks	20206667	05/21/2020	15112	PEARSON EDUCATION, INC.	JASON HENRY/ TEXTBOOKS	ISBN: 9780134650623MARIED:ESSENTIALS OF HUMAN	990	\$49.97	\$24,735.15
		05/21/2020	15112	PEARSON EDUCATION, INC.	JASON HENRY/ TEXTBOOKS	SHIPPING	1	\$0.00	\$0.00
<b>20206667</b>						<b>991</b>	<b>\$49.97</b>	<b>\$24,735.15</b>	
C & I iPad order	20206693	05/25/2020	2271	APPLE INC.	JANA RUETER / TITLE II-A	#MU8F2AM/A - APPLE PENCIL (2ND GENERATION)	20	\$116.00	\$2,320.00
		05/25/2020	2271	APPLE INC.	JANA RUETER / TITLE II-A	#MXAT2LL/A - 12.9: IPAD PRO WI-FI 256GB - SPACE	20	\$999.00	\$19,980.00
		05/25/2020	2271	APPLE INC.	JANA RUETER / TITLE II-A	#MXNL2LL/A - SMART KEYBOARD FOLIO FOR 12.9" IPAD	20	\$179.00	\$3,580.00
		05/25/2020	2271	APPLE INC.	JANA RUETER / TITLE II-A	#S7744LL/A - 3-YEAR APPLECare+ FOR SCHOOLS - IPAD	20	\$149.00	\$2,980.00
		05/25/2020	2271	APPLE INC.	JANA RUETER / TITLE II-A	TECHNOLOGY - COMPUTERS	1	\$0.00	\$0.00
<b>20206693</b>						<b>81</b>	<b>\$1,443.00</b>	<b>\$28,860.00</b>	
SAT Testing	20206697	05/25/2020	14244	COLLEGE ENTRANCE EXAMINATION DBA	RCLINE	SAT SCHOOL DAY TESTING FOR 11TH GRADE ON MARCH 4,	1	\$22,608.00	\$22,608.00
<b>20206697</b>						<b>1</b>	<b>\$22,608.00</b>	<b>\$22,608.00</b>	
Network Support Contract Renewal	20206744	05/31/2020	15700	INSIGHT PUBLIC SECTOR INC.	CDOYLE/ TECHNOLOGY	PROFESSIONAL SERVICES-SMARTNET RENEWAL SUPPORT	1	\$21,448.22	\$21,448.22
		05/31/2020	15700	INSIGHT PUBLIC SECTOR INC.	CDOYLE/ TECHNOLOGY	SHIPPING	1	\$0.00	\$0.00
<b>20206744</b>						<b>2</b>	<b>\$21,448.22</b>	<b>\$21,448.22</b>	
<b>Summary</b>						<b>5,164</b>	<b>\$186,115.40</b>	<b>\$687,075.31</b>	

**Monthly Energy Report**

The energy report for the month of includes all campuses in the district.

The costs and usages below reflect the comparison for the district for April 2020 and March 2019, as well as, April 2020 and April 2019.

On April 4, 2016, the district negotiated a base usage rate of \$0.03980 per kWh for electricity from MP2 Energy Texas LLC.

The sewer charge for water meters for March 2018 through February 2019 is based on water usage in December 2017, December 2017, and

\*\*\*The District started Collective Billing with Atmos Energy in October of 2019. In the future all meters will be billed under one account. In the

The mean temperature for April 2020 was **66.1** °  
 The mean temperature for April 2019 was **66.6** °

The total precipitation for April 2020 was **1.71**  
 The total precipitation for April 2019 was **3.00**

In the total district utility costs were **\$152,497.59**

The costs and usages follow:

<b>Costs</b>		<b>Consumption</b>	
<b>Electric</b>	\$116,813.26	Electric Usage	671,439 kWh
<b>Gas</b>	\$5,786.26	Gas Usage	383.4 MCF
<b>Water/Sewer</b>	\$23,264.85	Water Usage	1,111 kGAL
<b>Storm Water Runoff Fee</b>	\$5,611.00		
<b>Trash and Recycling</b>	\$1,022.22		

\*Price per kWh is for base usage and TDSP charges

District average electric price per kWh \$0.17397  
 District average gas price per Mcf \$15.09  
 District average combined water&sewer price per kGal \$20.94

In April 2019 the total district utility costs were **\$225,595.10**

The costs and usages follow:

<b>Costs</b>		<b>Consumption</b>	
<b>Electric</b>	\$149,122.04	Electric Usage	1,461,263 kWh
<b>Gas</b>	\$6,588.32	Gas Usage	749.2 MCF
<b>Water/Sewer</b>	\$37,424.65	Water Usage	3,646 kGAL
<b>Storm Water Runoff Fee</b>	\$5,611.00		
<b>Trash and Recycling</b>	\$26,849.09		

\*Price per kWh is for base usage and TDSP charges

District average electric price per kWh \$0.10205  
 District average gas price per Mcf \$8.79  
 District average combined water&sewer price per kGal

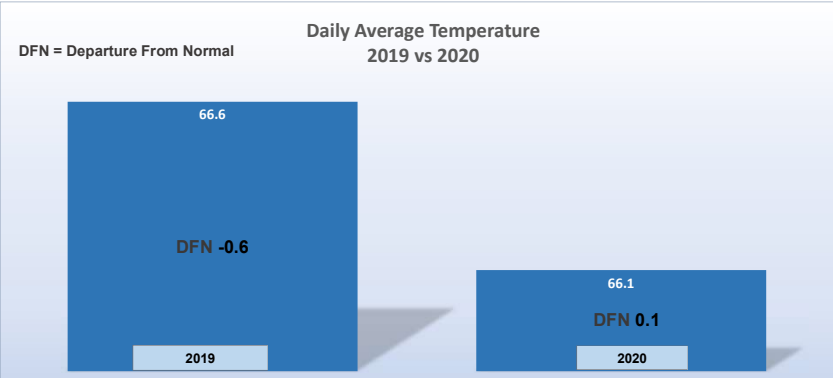
City of San Angelo established Water and Sewer Rates

<b>2019</b>		<b>2020</b>	
Water	Sewer	Water	Sewer
\$6.45	\$3.64	\$6.92	\$3.75

COMFORT REQUESTS SUBMITTED TO CENERGISTIC IN APRIL	<b>74</b>	<i>Campuses shut down since 9, March 2020 for Spring Break</i>
SCHEDULE REQUESTS SUBMITTED TO CENERGISTIC IN APRIL	<b>88</b>	

Monthly Utility Comparison Report

Weather	Apr-19	Apr-20
Mean Temperature (°F)	66.6	66.1
Departure from Normal (°F)	-0.6	0.1
Precipitation (inches)	Apr-19	Apr-20
	3.00	1.71



Site Details

Legend --> (current year versus prior year):	UNITS/COSTS SAVED			NO CHANGE	UNITS/COSTS INCREASED		
	Yearly			Monthly			
<b>Central High School</b>	<b>Apr 2019</b>	<b>Apr 2020</b>	<b>Difference</b>	<b>Mar 2020</b>	<b>Apr 2020</b>	<b>Difference</b>	
Elec Cost	\$25,844.17	\$23,710.70	-\$2,133.47	\$37,744.59	\$23,710.70	-\$14,033.89	
Gas Cost	\$1,091.08	\$882.92	-\$208.16	\$1,347.26	\$882.92	-\$464.34	
Water/ Sewer Cost	\$8,869.15	\$3,314.77	-\$5,554.38	\$3,314.77	\$3,314.77	\$0.00	Credit from SAY Baseball transferred to Central High School
Storm Water Fee	\$500.00	\$500.00	\$0.00	\$500.00	\$500.00	\$0.00	
Trash Cost	\$3,442.13	\$20.80	-\$3,421.33	\$235.00	\$20.80	-\$214.20	
<b>Total</b>	<b>\$39,746.53</b>	<b>\$28,429.19</b>	<b>-\$11,317.34</b>	<b>\$43,141.62</b>	<b>\$28,429.19</b>	<b>-\$14,712.43</b>	
	<b>Apr 2019</b>	<b>Apr 2020</b>		<b>Mar 2020</b>	<b>Apr 2020</b>		
Elec Usage (kWh)	278,289	161,534	-116,755	228,368	161,534	-66,834	
Gas Usage (Mcf)	189.3	108.3	-81	223.8	108.3	-116	
Water Usage (kGal)	1,076	159	-917	159	159	0	
<b>Lake View High School</b>	<b>Apr 2019</b>	<b>Apr 2020</b>	<b>Difference</b>	<b>Mar 2020</b>	<b>Apr 2020</b>	<b>Difference</b>	
Elec Cost **	\$13,569.97	\$13,252.32	-\$317.65	\$22,485.91	\$13,252.32	-\$9,233.59	
Gas Cost	\$385.02	\$326.29	-\$58.73	\$385.51	\$326.29	-\$59.22	
Water/ Sewer Cost	\$3,899.49	\$1,717.45	-\$2,182.04	\$1,717.45	\$1,717.45	\$0.00	
Storm Water Fee	\$500.00	\$500.00	\$0.00	\$500.00	\$500.00	\$0.00	
Trash Cost	\$1,643.38	\$34.32	-\$1,609.06	\$0.00	\$34.32	\$34.32	
<b>Total</b>	<b>\$19,997.86</b>	<b>\$15,830.38</b>	<b>-\$4,167.48</b>	<b>\$25,088.87</b>	<b>\$15,830.38</b>	<b>-\$9,258.49</b>	
	<b>Apr 2019</b>	<b>Apr 2020</b>		<b>Mar 2020</b>	<b>Apr 2020</b>		
Elec Usage (kWh)	130,159	61,845	-68,314	131,607	61,845	-69,762	
Gas Usage (Mcf)	44.2	20.9	-23	35.3	20.9	-14	
Water Usage (kGal)	493	127	-366	127	127	0	
<b>Central Freshman Center</b>	<b>Apr 2019</b>	<b>Apr 2020</b>	<b>Difference</b>	<b>Mar 2020</b>	<b>Apr 2020</b>	<b>Difference</b>	
Elec Cost	\$8,090.29	\$5,311.70	-\$2,778.59	\$6,024.08	\$5,311.70	-\$712.38	
Gas Cost	\$306.45	\$284.42	-\$22.03	\$347.72	\$284.42	-\$63.30	
Water/ Sewer Cost	\$1,829.09	\$678.23	-\$1,150.86	\$678.23	\$678.23	\$0.00	
Storm Water Fee	\$300.00	\$300.00	\$0.00	\$300.00	\$300.00	\$0.00	
Trash Cost	\$1,593.00	\$0.00	-\$1,593.00	\$0.00	\$0.00	\$0.00	
<b>Total</b>	<b>\$12,118.83</b>	<b>\$6,574.35</b>	<b>-\$5,544.48</b>	<b>\$7,350.03</b>	<b>\$6,574.35</b>	<b>-\$775.68</b>	
	<b>Apr 2019</b>	<b>Apr 2020</b>		<b>Mar 2020</b>	<b>Apr 2020</b>		
Elec Usage (kWh)	89,788	28,966	-60,822	31,933	28,966	-2,967	
Gas Usage (Mcf)	37.7	24.8	-13	37.5	24.8	-13	
Water Usage (kGal)	200	17	-183	17	17	0	
<b>Glenn Middle School</b>	<b>Apr 2019</b>	<b>Apr 2020</b>	<b>Difference</b>	<b>Mar 2020</b>	<b>Apr 2020</b>	<b>Difference</b>	
Elec Cost	\$8,834.34	\$5,851.76	-\$2,982.58	\$8,081.13	\$5,851.76	-\$2,229.37	
Gas Cost	\$235.31	\$137.58	-\$97.73	\$188.36	\$137.58	-\$50.78	
Water/ Sewer Cost	\$1,653.98	\$948.53	-\$705.45	\$948.53	\$948.53	\$0.00	
Storm Water Fee	\$100.00	\$100.00	\$0.00	\$100.00	\$100.00	\$0.00	
Trash Cost	\$1,895.77	\$0.00	-\$1,895.77	\$0.00	\$0.00	\$0.00	
<b>Total</b>	<b>\$12,719.40</b>	<b>\$7,037.87</b>	<b>-\$5,681.53</b>	<b>\$9,318.02</b>	<b>\$7,037.87</b>	<b>-\$2,280.15</b>	
	<b>Apr 2019</b>	<b>Apr 2020</b>		<b>Mar 2020</b>	<b>Apr 2020</b>		
Elec Usage (kWh)	86,040	22,860	-63,180	39,740	22,860	-16,880	
Gas Usage (Mcf)	45.90	18.1	-28	30.8	18.1	-13	
Water Usage (kGal)	165	26	-139	26	26	0	

Maintenance Department Finance and Facilities Reports

Yearly						
Lee Middle School	Apr 2019	Apr 2020	Difference	Mar 2020	Apr 2020	Difference
Elec Cost	\$8,102.76	\$5,934.10	-\$2,168.66	\$10,390.02	\$5,934.10	-\$4,455.92
Gas Cost	\$222.94	\$256.16	\$33.22	\$273.51	\$256.16	-\$17.35
Water/ Sewer Cost	\$1,559.39	\$724.11	-\$835.28	\$724.11	\$724.11	\$0.00
Storm Water Fee	\$300.00	\$300.00	\$0.00	\$300.00	\$300.00	\$0.00
Trash Cost	\$1,643.38	\$21.10	-\$1,622.28	\$156.60	\$21.10	-\$135.50
<b>Total</b>	<b>\$11,828.47</b>	<b>\$7,235.47</b>	<b>-\$4,593.00</b>	<b>\$11,844.24</b>	<b>\$7,235.47</b>	<b>-\$4,608.77</b>
Yearly						
Lincoln Middle School	Apr 2019	Apr 2020	Difference	Mar 2020	Apr 2020	Difference
Elec Cost	\$9,276.30	\$8,582.77	-\$693.53	\$12,456.83	\$8,582.77	-\$3,874.06
Gas Cost	\$309.79	\$171.20	-\$138.59	\$286.57	\$171.20	-\$115.37
Water/ Sewer Cost	\$1,396.42	\$794.60	-\$601.82	\$794.60	\$794.60	\$0.00
Storm Water Fee	\$300.00	\$300.00	\$0.00	\$300.00	\$300.00	\$0.00
Trash Cost	\$1,267.26	\$34.32	-\$1,232.94	\$0.00	\$34.32	\$34.32
<b>Total</b>	<b>\$12,549.77</b>	<b>\$9,882.89</b>	<b>-\$2,666.88</b>	<b>\$13,838.00</b>	<b>\$9,882.89</b>	<b>-\$3,955.11</b>
Yearly						
Old Lincoln	Apr 2019	Apr 2020	Difference	Mar 2020	Apr 2020	Difference
Elec Cost	\$292.96	\$232.00	-\$60.96	\$615.93	\$232.00	-\$383.93
Gas Cost	\$106.68	\$119.44	\$12.76	\$128.94	\$119.44	-\$9.50
Water/ Sewer Cost	\$175.92	\$178.32	\$2.40	\$178.32	\$178.32	\$0.00
Storm Water Fee	\$300.00	\$300.00	\$0.00	\$300.00	\$300.00	\$0.00
Trash Cost	\$0.00	\$0.00	\$0.00	\$0.00	\$0.00	\$0.00
<b>Total</b>	<b>\$875.56</b>	<b>\$829.76</b>	<b>-\$45.80</b>	<b>\$1,223.19</b>	<b>\$829.76</b>	<b>-\$393.43</b>
Yearly						
Alta Loma Elementary	Apr 2019	Apr 2020	Difference	Mar 2020	Apr 2020	Difference
Elec Cost	\$2,378.66	\$1,790.08	-\$588.58	\$3,040.94	\$1,790.08	-\$1,250.86
Gas Cost	\$263.87	\$251.99	-\$11.88	\$270.60	\$251.99	-\$18.61
Water/ Sewer Cost	\$618.62	\$384.89	-\$233.73	\$384.89	\$384.89	\$0.00
Storm Water Fee	\$100.00	\$100.00	\$0.00	\$100.00	\$100.00	\$0.00
Trash Cost	\$821.69	\$20.80	-\$800.89	\$109.76	\$20.80	-\$888.96
<b>Total</b>	<b>\$4,182.84</b>	<b>\$2,547.76</b>	<b>-\$1,635.08</b>	<b>\$3,906.19</b>	<b>\$2,547.76</b>	<b>-\$1,358.43</b>

Maintenance Department Finance and Facilities Reports

Yearly				Yearly		
<b>Austin Elementary</b>	<b>Apr 2019</b>	<b>Apr 2020</b>	<b>Difference</b>	<b>Mar 2020</b>	<b>Apr 2020</b>	<b>Difference</b>
Elec Cost	\$3,264.90	\$2,295.90	-\$969.00	\$4,791.64	\$2,295.90	-\$2,495.74
Gas Cost	\$183.72	\$126.41	-\$57.31	\$144.33	\$126.41	-\$17.92
Water/ Sewer Cost	\$770.79	\$559.99	-\$210.80	\$559.99	\$559.99	\$0.00
Storm Water Fee	\$100.00	\$100.00	\$0.00	\$100.00	\$100.00	\$0.00
Trash Cost	\$767.74	\$0.00	-\$767.74	\$0.00	\$0.00	\$0.00
<b>Total</b>	<b>\$5,087.15</b>	<b>\$3,082.30</b>	<b>-\$2,004.85</b>	<b>\$5,595.96</b>	<b>\$3,082.30</b>	<b>-\$2,513.66</b>
	<b>Apr 2019</b>	<b>Apr 2020</b>		<b>Mar 2020</b>	<b>Apr 2020</b>	
Elec Usage (kWh)	29,882	11,477	-18,405	24,023	11,477	-12,546
Gas Usage (Mcf)	6.1	2.0	-4	6.2	2.0	-4
Water Usage (kGal)	47	10	-37	10	10	0
<b>Belaire Elementary</b>	<b>Apr 2019</b>	<b>Apr 2020</b>	<b>Difference</b>	<b>Mar 2020</b>	<b>Apr 2020</b>	<b>Difference</b>
Elec Cost	\$3,441.10	\$2,504.23	-\$936.87	\$4,329.99	\$2,504.23	-\$1,825.76
Gas Cost	\$96.45	\$84.96	-\$11.49	\$104.56	\$84.96	-\$19.60
Water/ Sewer Cost	\$556.75	\$529.50	-\$27.25	\$529.50	\$529.50	\$0.00
Storm Water Fee	\$100.00	\$100.00	\$0.00	\$100.00	\$100.00	\$0.00
Trash Cost	\$505.61	\$5.00	-\$500.61	\$122.72	\$5.00	-\$117.72
<b>Total</b>	<b>\$4,699.91</b>	<b>\$3,223.69</b>	<b>-\$1,476.22</b>	<b>\$5,186.77</b>	<b>\$3,223.69</b>	<b>-\$1,963.08</b>
	<b>Apr 2019</b>	<b>Apr 2020</b>		<b>Mar 2020</b>	<b>Apr 2020</b>	
Elec Usage (kWh)	25,520	9,360	-16,160	13,920	9,360	-4,560
Gas Usage (Mcf)	11.1	6.0	-5	10.0	6.0	-4
Water Usage (kGal)	41	11	-30	11	11	0
<b>Bonham Elementary</b>	<b>Apr 2019</b>	<b>Apr 2020</b>	<b>Difference</b>	<b>Mar 2020</b>	<b>Apr 2020</b>	<b>Difference</b>
Elec Cost	\$3,269.93	\$2,205.28	-\$1,064.65	\$4,241.67	\$2,205.28	-\$2,036.39
Gas Cost	\$121.68	\$146.32	\$24.64	\$207.53	\$146.32	-\$61.21
Water/ Sewer Cost	\$750.99	\$732.60	-\$18.39	\$732.60	\$732.60	\$0.00
Storm Water Fee	\$300.00	\$300.00	\$0.00	\$300.00	\$300.00	\$0.00
Trash Cost	\$505.61	\$12.12	-\$493.49	\$240.32	\$12.12	-\$228.20
<b>Total</b>	<b>\$4,948.21</b>	<b>\$3,396.32</b>	<b>-\$1,551.89</b>	<b>\$5,722.12</b>	<b>\$3,396.32</b>	<b>-\$2,325.80</b>
	<b>Apr 2019</b>	<b>Apr 2020</b>		<b>Mar 2020</b>	<b>Apr 2020</b>	
Elec Usage (kWh)	33,289	12,792	-20,497	24,086	12,792	-11,294
Gas Usage (Mcf)	18.9	6.7	-12	22.7	6.7	-16
Water Usage (kGal)	69	23	-46	23	23	0
<b>Bowie Elementary</b>	<b>Apr 2019</b>	<b>Apr 2020</b>	<b>Difference</b>	<b>Mar 2020</b>	<b>Apr 2020</b>	<b>Difference</b>
Elec Cost	\$2,677.29	\$1,698.89	-\$978.40	\$2,888.30	\$1,698.89	-\$1,189.41
Gas Cost	\$191.42	\$187.19	-\$4.23	\$100.29	\$187.19	\$86.90
Water/ Sewer Cost	\$487.99	\$263.37	-\$224.62	\$263.37	\$263.37	\$0.00
Storm Water Fee	\$100.00	\$100.00	\$0.00	\$100.00	\$100.00	\$0.00
Trash Cost	\$505.61	\$0.00	-\$505.61	\$229.64	\$0.00	-\$229.64
<b>Total</b>	<b>\$3,962.31</b>	<b>\$31.60</b>	<b>-\$1,712.86</b>	<b>\$31.60</b>	<b>\$2,249.45</b>	<b>-\$1,332.15</b>
	<b>Apr 2019</b>	<b>Apr 2020</b>		<b>Mar 2020</b>	<b>Apr 2020</b>	
Elec Usage (kWh)	29,241	11,472	-17,769	17,658	11,472	-6,186
Gas Usage (Mcf)	21	2.4	-19	9.8	2.4	-7
Water Usage (kGal)	43	8	-35	8	8	0

Maintenance Department Finance and Facilities Reports

Yearly						
Bradford Elementary	Apr 2019	Apr 2020	Difference	Mar 2020	Apr 2020	Difference
Elec Cost	\$3,192.57	\$1,894.35	-\$1,298.22	\$7,192.64	\$1,894.35	-\$5,298.29
Gas Cost	\$141.25	\$140.75	-\$0.50	\$164.39	\$140.75	-\$23.64
Water/ Sewer Cost	\$761.25	\$599.63	-\$161.62	\$599.63	\$599.63	\$0.00
Storm Water Fee	\$100.00	\$100.00	\$0.00	\$100.00	\$100.00	\$0.00
Trash Cost	\$505.61	\$20.80	-\$484.81	\$109.76	\$20.80	-\$88.96
<b>Total</b>	<b>\$4,700.68</b>	<b>\$2,755.53</b>	<b>-\$1,945.15</b>	<b>\$8,166.42</b>	<b>\$2,755.53</b>	<b>-\$5,410.89</b>
Yearly						
Bradford Elementary	Apr 2019	Apr 2020	Difference	Mar 2020	Apr 2020	Difference
Elec Usage (kWh)	37,510	18,694	-18,816	52,556	18,694	-33,862
Gas Usage (Mcf)	8.9	5.3	-4	10.7	5.3	-5
Water Usage (kGal)	69	36	-33	36	36	0
Yearly						
Carver Learning Center	Apr 2019	Apr 2020	Difference	Mar 2020	Apr 2020	Difference
Elec Cost	\$1,325.08	\$1,408.64	\$83.56	\$1,838.33	\$1,408.64	-\$429.69
Gas Cost	\$73.93	\$88.44	\$14.51	\$79.59	\$88.44	\$8.85
Water/ Sewer Cost	\$453.78	\$274.35	-\$179.43	\$274.35	\$274.35	\$0.00
Storm Water Fee	\$30.00	\$30.00	\$0.00	\$30.00	\$30.00	\$0.00
Trash Cost	\$445.57	\$34.32	-\$411.25	\$0.00	\$34.32	\$34.32
<b>Total</b>	<b>\$2,328.36</b>	<b>\$1,835.75</b>	<b>-\$492.61</b>	<b>\$2,222.27</b>	<b>\$1,835.75</b>	<b>-\$386.52</b>
Yearly						
Carver Learning Center	Apr 2019	Apr 2020	Difference	Mar 2020	Apr 2020	Difference
Elec Usage (kWh)	10,971	7,673	-3,298	9,986	7,673	-2,313
Gas Usage (Mcf)	5.3	6.8	2	4.6	6.8	2
Water Usage (kGal)	39	9	-30	9	9	0
Yearly						
Crockett Elementary	Apr 2019	Apr 2020	Difference	Mar 2020	Apr 2020	Difference
Elec Cost	\$2,740.28	\$1,974.88	-\$765.40	\$3,507.18	\$1,974.88	-\$1,532.30
Gas Cost	\$119.41	\$76.68	-\$42.73	\$95.70	\$76.68	-\$19.02
Water/ Sewer Cost	\$484.35	\$436.10	-\$48.25	\$436.10	\$436.10	\$0.00
Storm Water Fee	\$300.00	\$300.00	\$0.00	\$300.00	\$300.00	\$0.00
Trash Cost	\$289.00	\$0.00	-\$289.00	\$120.16	\$0.00	-\$120.16
<b>Total</b>	<b>\$3,933.04</b>	<b>\$2,787.66</b>	<b>-\$1,145.38</b>	<b>\$4,459.14</b>	<b>\$2,787.66</b>	<b>-\$1,671.48</b>
Yearly						
Crockett Elementary	Apr 2019	Apr 2020	Difference	Mar 2020	Apr 2020	Difference
Elec Usage (kWh)	34,176	16,704	-17,472	25,536	16,704	-8,832
Gas Usage (Mcf)	16.5	4.1	-12	8.7	4.1	-5
Water Usage (kGal)	43	27	-16	27	27	0
Yearly						
Fannin Elementary	Apr 2019	Apr 2020	Difference	Mar 2020	Apr 2020	Difference
Elec Cost	\$2,867.48	\$2,157.32	-\$710.16	\$4,197.85	\$2,157.32	-\$2,040.53
Gas Cost	\$167.65	\$128.16	-\$39.49	\$171.48	\$128.16	-\$43.32
Water/ Sewer Cost	\$523.95	\$320.23	-\$203.72	\$320.23	\$320.23	\$0.00
Storm Water Fee	\$100.00	\$100.00	\$0.00	\$100.00	\$100.00	\$0.00
Trash Cost	\$821.69	\$31.65	-\$790.04	\$139.05	\$31.65	-\$107.40
<b>Total</b>	<b>\$4,480.77</b>	<b>\$2,737.36</b>	<b>-\$1,743.41</b>	<b>\$4,928.61</b>	<b>\$2,737.36</b>	<b>-\$2,191.25</b>
Yearly						
Fannin Elementary	Apr 2019	Apr 2020	Difference	Mar 2020	Apr 2020	Difference
Elec Usage (kWh)	26,673	10,857	-15,816	21,744	10,857	-10,887
Gas Usage (Mcf)	15.7	2.4	-13	12.6	2.4	-10
Water Usage (kGal)	54	18	-36	18	18	0

Maintenance Department Finance and Facilities Reports

Yearly						
Ft. Concho Elementary	Apr 2019	Apr 2020	Difference	Mar 2020	Apr 2020	Difference
Elec Cost	\$2,835.05	\$2,306.12	-\$528.93	\$3,896.21	\$2,306.12	-\$1,590.09
Gas Cost	\$205.24	\$192.22	-\$13.02	\$221.86	\$192.22	-\$29.64
Water/ Sewer Cost	\$651.16	\$500.49	-\$150.67	\$500.49	\$500.49	\$0.00
Storm Water Fee	\$100.00	\$100.00	\$0.00	\$100.00	\$100.00	\$0.00
Trash Cost	\$322.36	\$0.00	-\$322.36	\$166.60	\$0.00	-\$166.60
<b>Total</b>	<b>\$4,113.81</b>	<b>\$3,098.83</b>	<b>-\$1,014.98</b>	<b>\$4,885.16</b>	<b>\$3,098.83</b>	<b>-\$1,786.33</b>
Yearly						
	Apr 2019	Apr 2020		Mar 2020	Apr 2020	
Elec Usage (kWh)	25,391	12,061	-13,330	21,875	12,061	-9,814
Gas Usage (Mcf)	11.4	3.6	-8	9.8	3.6	-6
Water Usage (kGal)	52	22	-30	22	22	0
Yearly						
Glenmore Elementary	Apr 2019	Apr 2020	Difference	Mar 2020	Apr 2020	Difference
Elec Cost	\$3,427.43	\$2,169.07	-\$1,258.36	\$3,783.03	\$2,169.07	-\$1,613.96
Gas Cost	\$148.62	\$138.59	-\$10.03	\$163.66	\$138.59	-\$25.07
Water/ Sewer Cost	\$639.76	\$442.26	-\$197.50	\$442.26	\$442.26	\$0.00
Storm Water Fee	\$100.00	\$100.00	\$0.00	\$100.00	\$100.00	\$0.00
Trash Cost	\$505.61	\$20.80	-\$484.81	\$99.64	\$20.80	-\$78.84
<b>Total</b>	<b>\$4,821.42</b>	<b>\$2,870.72</b>	<b>-\$1,950.70</b>	<b>\$4,588.59</b>	<b>\$2,870.72</b>	<b>-\$1,717.87</b>
Yearly						
	Apr 2019	Apr 2020		Mar 2020	Apr 2020	
Elec Usage (kWh)	36,992	13,928	-23,064	19,784	13,928	-5,856
Gas Usage (Mcf)	10.8	4.8	-6	10.0	4.8	-5
Water Usage (kGal)	51	12	-39	12	12	0
Yearly						
Goliad Elementary	Apr 2019	Apr 2020	Difference	Mar 2020	Apr 2020	Difference
Elec Cost	\$3,093.92	\$2,057.22	-\$1,036.70	\$7,643.01	\$2,057.22	-\$5,585.79
Gas Cost	\$96.07	\$78.43	-\$17.64	\$97.95	\$78.43	-\$19.52
Water/ Sewer Cost	\$544.33	\$336.52	-\$207.81	\$336.52	\$336.52	\$0.00
Storm Water Fee	\$100.00	\$100.00	\$0.00	\$100.00	\$100.00	\$0.00
Trash Cost	\$821.69	\$0.00	-\$821.69	\$0.00	\$0.00	\$0.00
<b>Total</b>	<b>\$4,656.01</b>	<b>\$2,572.17</b>	<b>-\$2,083.84</b>	<b>\$8,177.48</b>	<b>\$2,572.17</b>	<b>-\$5,605.31</b>
Yearly						
	Apr 2019	Apr 2020		Mar 2020	Apr 2020	
Elec Usage (kWh)	33,216	18,432	-14,784	51,072	18,432	-32,640
Gas Usage (Mcf)	11	4.5	-7	9.2	4.5	-5
Water Usage (kGal)	46	8	-38	8	8	0
Yearly						
Holiman Elementary	Apr 2019	Apr 2020	Difference	Mar 2020	Apr 2020	Difference
Elec Cost	\$2,899.93	\$1,474.54	-\$1,425.39	\$5,803.19	\$1,474.54	-\$4,328.65
Gas Cost	\$79.75	\$63.21	-\$16.54	\$71.12	\$63.21	-\$7.91
Water/ Sewer Cost	\$603.82	\$397.62	-\$206.20	\$397.62	\$397.62	\$0.00
Storm Water Fee	\$100.00	\$100.00	\$0.00	\$100.00	\$100.00	\$0.00
Trash Cost	\$445.57	\$20.80	-\$424.77	\$149.72	\$20.80	-\$128.92
<b>Total</b>	<b>\$4,129.07</b>	<b>\$2,056.17</b>	<b>-\$2,072.90</b>	<b>\$6,521.65</b>	<b>\$2,056.17</b>	<b>-\$4,465.48</b>
Yearly						
	Apr 2019	Apr 2020		Mar 2020	Apr 2020	
Elec Usage (kWh)	31,920	10,160	-21,760	36,140	10,160	-25,980
Gas Usage (Mcf)	6.8	1.0	-6	2.7	1.0	-2
Water Usage (kGal)	44	10	-34	10	10	0

Maintenance Department Finance and Facilities Reports

Yearly						
Lamar Elementary	Apr 2019	Apr 2020	Difference	Mar 2020	Apr 2020	Difference
Elec Cost	\$6,805.53	\$5,237.94	-\$1,567.59	\$7,848.98	\$5,237.94	-\$2,611.04
Gas Cost	\$129.58	\$81.29	-\$48.29	\$126.90	\$81.29	-\$45.61
Water/ Sewer Cost	\$539.27	\$348.69	-\$190.58	\$348.69	\$348.69	\$0.00
Storm Water Fee	\$300.00	\$300.00	\$0.00	\$300.00	\$300.00	\$0.00
Trash Cost	\$821.69	\$0.00	-\$821.69	\$0.00	\$0.00	\$0.00
<b>Total</b>	<b>\$8,596.07</b>	<b>\$5,967.92</b>	<b>-\$2,628.15</b>	<b>\$8,624.57</b>	<b>\$5,967.92</b>	<b>-\$2,656.65</b>
Yearly						
Lamar Elementary	Apr 2019	Apr 2020	Difference	Mar 2020	Apr 2020	Difference
Elec Usage (kWh)	69,600	23,600	-46,000	32,800	23,600	-9,200
Gas Usage (Mcf)	19.2	5.3	-14	16.7	5.3	-11
Water Usage (kGal)	53	20	-33	20	20	0
Yearly						
McGill Elementary	Apr 2019	Apr 2020	Difference	Mar 2020	Apr 2020	Difference
Elec Cost	\$2,605.84	\$1,994.99	-\$610.85	\$3,252.16	\$1,994.99	-\$1,257.17
Gas Cost	\$246.77	\$239.36	-\$7.41	\$289.22	\$239.36	-\$49.86
Water/ Sewer Cost	\$568.83	\$435.58	-\$133.25	\$435.58	\$435.58	\$0.00
Storm Water Fee	\$100.00	\$100.00	\$0.00	\$100.00	\$100.00	\$0.00
Trash Cost	\$821.69	\$21.10	-\$800.59	\$125.70	\$21.10	-\$104.60
<b>Total</b>	<b>\$4,343.13</b>	<b>\$2,791.03</b>	<b>-\$1,552.10</b>	<b>\$4,202.66</b>	<b>\$2,791.03</b>	<b>-\$1,411.63</b>
Yearly						
McGill Elementary	Apr 2019	Apr 2020	Difference	Mar 2020	Apr 2020	Difference
Elec Usage (kWh)	23,777	10,603	-13,174	16,330	10,603	-5,727
Gas Usage (Mcf)	8.6	0.9	-8	12.4	0.9	-12
Water Usage (kGal)	29	12	-17	12	12	0
Yearly						
PAYS	Apr 2019	Apr 2020	Difference	Mar 2020	Apr 2020	Difference
Elec Cost	\$625.03	\$503.85	-\$121.18	\$775.83	\$503.85	-\$271.98
Gas Cost	\$0.00	\$0.00	\$0.00	\$0.00	\$0.00	\$0.00
Water/ Sewer Cost	\$0.00	\$0.00	\$0.00	\$0.00	\$0.00	\$0.00
Storm Water Fee	\$35.00	\$35.00	\$0.00	\$35.00	\$35.00	\$0.00
Trash Cost	\$112.42	\$0.00	-\$112.42	\$0.00	\$0.00	\$0.00
<b>Total</b>	<b>\$772.45</b>	<b>\$538.85</b>	<b>-\$233.60</b>	<b>\$810.83</b>	<b>\$538.85</b>	<b>-\$271.98</b>
Yearly						
PAYS	Apr 2019	Apr 2020	Difference	Mar 2020	Apr 2020	Difference
Elec Usage (kWh)	3,960	1,560	-2,400	2,340	1,560	-780
Gas Usage (Mcf)	0	0	0	0	0	0
Water Usage (kGal)	0	0	0	0	0	0
Yearly						
Reagan Elementary	Apr 2019	Apr 2020	Difference	Mar 2020	Apr 2020	Difference
Elec Cost	\$4,754.01	\$2,890.45	-\$1,863.56	\$4,136.89	\$2,890.45	-\$1,246.44
Gas Cost	\$156.40	\$130.31	-\$26.09	\$145.30	\$130.31	-\$14.99
Water/ Sewer Cost	\$842.84	\$621.87	-\$220.97	\$621.87	\$621.87	\$0.00
Storm Water Fee	\$100.00	\$100.00	\$0.00	\$100.00	\$100.00	\$0.00
Trash Cost	\$821.69	\$65.52	-\$756.17	\$144.08	\$65.52	-\$78.56
<b>Total</b>	<b>\$6,674.94</b>	<b>\$3,808.15</b>	<b>-\$2,866.79</b>	<b>\$5,148.14</b>	<b>\$3,808.15</b>	<b>-\$1,339.99</b>
Yearly						
Reagan Elementary	Apr 2019	Apr 2020	Difference	Mar 2020	Apr 2020	Difference
Elec Usage (kWh)	47,417	13,587	-33,830	19,036	13,587	-5,449
Gas Usage (Mcf)	12.80	2.9	-10	6.2	2.9	-3
Water Usage (kGal)	51	14	-37	14	14	0

Maintenance Department Finance and Facilities Reports

Yearly				Yearly		
<b>Rio Vista</b>	<b>Apr 2019</b>	<b>Apr 2020</b>	<b>Difference</b>	<b>Mar 2020</b>	<b>Apr 2020</b>	<b>Difference</b>
Elec Cost	\$717.00	\$701.54	-\$15.46	\$1,422.78	\$701.54	-\$721.24
Gas Cost	\$0.00	\$0.00	\$0.00	\$0.00	\$0.00	\$0.00
Water/ Sewer Cost	\$0.00	\$0.00	\$0.00	\$0.00	\$0.00	\$0.00
Storm Water Fee	\$0.00	\$0.00	\$0.00	\$0.00	\$0.00	\$0.00
Trash Cost	\$0.00	\$0.00	\$0.00	\$0.00	\$0.00	\$0.00
<b>Total</b>	<b>\$717.00</b>	<b>\$701.54</b>	<b>-\$15.46</b>	<b>\$1,422.78</b>	<b>\$701.54</b>	<b>-\$721.24</b>
	<b>Apr 2019</b>	<b>Apr 2020</b>		<b>Mar 2020</b>	<b>Apr 2020</b>	
Elec Usage (kWh)	5,840	7,280	1,440	10,240	7,280	-2,960
Gas Usage (Mcf)	0	0	0	0	0	0
Water Usage (kGal)	0	0	0	0	0	0
	Yearly			Yearly		
<b>Sam Houston</b>	<b>Apr 2019</b>	<b>Apr 2020</b>	<b>Difference</b>	<b>Mar 2020</b>	<b>Apr 2020</b>	<b>Difference</b>
Elec Cost	\$779.13	\$475.60	-\$303.53	\$689.05	\$475.60	-\$213.45
Gas Cost	\$116.01	\$124.65	\$8.64	\$151.73	\$124.65	-\$27.08
Water/ Sewer Cost	\$139.64	\$486.20	\$346.56	\$486.20	\$486.20	\$0.00
Storm Water Fee	\$30.00	\$30.00	\$0.00	\$30.00	\$30.00	\$0.00
Trash Cost	\$276.53	\$0.00	-\$276.53	\$0.00	\$0.00	\$0.00
<b>Total</b>	<b>\$1,341.31</b>	<b>\$1,116.45</b>	<b>-\$224.86</b>	<b>\$1,356.98</b>	<b>\$1,116.45</b>	<b>-\$240.53</b>
	<b>Apr 2019</b>	<b>Apr 2020</b>		<b>Mar 2020</b>	<b>Apr 2020</b>	
Elec Usage (kWh)	6,680	2,160	-4,520	3,160	2,160	-1,000
Gas Usage (Mcf)	2.4	1.6	-1	7.4	2	-6
Water Usage (kGal)	0	14	14	14	14	0
	Yearly			Yearly		
<b>San Jacinto Elementary</b>	<b>Apr 2019</b>	<b>Apr 2020</b>	<b>Difference</b>	<b>Mar 2020</b>	<b>Apr 2020</b>	<b>Difference</b>
Elec Cost	\$5,002.62	\$3,606.33	-\$1,396.29	\$4,913.59	\$3,606.33	-\$1,307.26
Gas Cost	\$173.50	\$209.47	\$35.97	\$147.21	\$209.47	\$62.26
Water/ Sewer Cost	\$504.24	\$335.80	-\$168.44	\$335.80	\$335.80	\$0.00
Storm Water Fee	\$100.00	\$100.00	\$0.00	\$100.00	\$100.00	\$0.00
Trash Cost	\$505.61	\$0.00	-\$505.61	\$109.76	\$0.00	-\$109.76
<b>Total</b>	<b>\$6,285.97</b>	<b>\$4,251.60</b>	<b>-\$2,034.37</b>	<b>\$5,606.36</b>	<b>\$4,251.60</b>	<b>-\$1,354.76</b>
	<b>Apr 2019</b>	<b>Apr 2020</b>		<b>Mar 2020</b>	<b>Apr 2020</b>	
Elec Usage (kWh)	45,708	20,433	-25,275	23,162	20,433	-2,729
Gas Usage (Mcf)	17.2	21.1	4	13.4	21.1	8
Water Usage (kGal)	36	9	-27	9	9	0
	Yearly			Yearly		
<b>Santa Rita Elementary</b>	<b>Apr 2019</b>	<b>Apr 2020</b>	<b>Difference</b>	<b>Mar 2020</b>	<b>Apr 2020</b>	<b>Difference</b>
Elec Cost	\$2,652.52	\$2,012.24	-\$640.28	\$3,384.07	\$2,012.24	-\$1,371.83
Gas Cost	\$306.95	\$255.00	-\$51.95	\$307.36	\$255.00	-\$52.36
Water/ Sewer Cost	\$447.92	\$264.52	-\$183.40	\$264.52	\$264.52	\$0.00
Storm Water Fee	\$100.00	\$100.00	\$0.00	\$100.00	\$100.00	\$0.00
Trash Cost	\$505.61	\$0.00	-\$505.61	\$99.64	\$0.00	-\$99.64
<b>Total</b>	<b>\$4,013.00</b>	<b>\$2,631.76</b>	<b>-\$1,381.24</b>	<b>\$4,155.59</b>	<b>\$2,631.76</b>	<b>-\$1,523.83</b>
	<b>Apr 2019</b>	<b>Apr 2020</b>		<b>Mar 2020</b>	<b>Apr 2020</b>	
Elec Usage (kWh)	24,367	12,300	-12,067	19,729	12,300	-7,429
Gas Usage (Mcf)	22.3	4.5	-18	16.8	4.5	-12
Water Usage (kGal)	47	15	-32	15	15	0

Maintenance Department Finance and Facilities Reports

Yearly						
San Angelo Stadium	Apr 2019	Apr 2020	Difference	Mar 2020	Apr 2020	Difference
Elec Cost	\$5,504.06	\$3,179.57	-\$2,324.49	\$6,056.85	\$3,179.57	-\$2,877.28
Gas Cost	\$128.48	\$100.61	-\$27.87	\$0.00	\$100.61	\$100.61
Water/ Sewer Cost	\$3,976.61	\$5,206.71	\$1,230.10	\$5,206.71	\$5,206.71	\$0.00
Storm Water Fee	\$365.00	\$365.00	\$0.00	\$365.00	\$365.00	\$0.00
Trash Cost	\$1,140.70	\$0.00	-\$1,140.70	\$0.00	\$0.00	\$0.00
<b>Total</b>	<b>\$11,114.85</b>	<b>\$8,851.89</b>	<b>-\$2,262.96</b>	<b>\$11,628.56</b>	<b>\$8,851.89</b>	<b>-\$2,776.67</b>
Yearly						
Apr 2019	Apr 2020			Mar 2020	Apr 2020	
Elec Usage (kWh)	41,196	20,537	-20,659	27,747	20,537	-7,210
Gas Usage (Mcf)	18.8	9.6	-9	0.0	9.6	10
Water Usage (kGal)	299	397	98	397	397	0
Yearly						
Lake View Stadium	Apr 2019	Apr 2020	Difference	Mar 2020	Apr 2020	Difference
Elec Cost	\$797.68	\$516.90	-\$280.78	\$1,005.92	\$516.90	-\$489.02
Gas Cost	\$53.34	\$74.09	\$20.75	\$91.77	\$74.09	-\$17.68
Water/ Sewer Cost	\$529.63	\$143.68	-\$385.95	\$143.68	\$143.68	\$0.00
Storm Water Fee	\$66.00	\$66.00	\$0.00	\$66.00	\$66.00	\$0.00
Trash Cost	\$211.31	\$0.00	-\$211.31	\$0.00	\$0.00	\$0.00
<b>Total</b>	<b>\$1,657.96</b>	<b>\$800.67</b>	<b>-\$857.29</b>	<b>\$1,307.37</b>	<b>\$800.67</b>	<b>-\$506.70</b>
Yearly						
Apr 2019	Apr 2020			Mar 2020	Apr 2020	
Elec Usage (kWh)	720	840	120	1,440	840	-600
Gas Usage (Mcf)	0.0	3.5	4	7.7	3.5	-4
Water Usage (kGal)	63	1	-62	1	1	0
Yearly						
Old Bobcat Stadium	Apr 2019	Apr 2020	Difference	Mar 2020	Apr 2020	Difference
Elec Cost	\$301.97	\$299.62	-\$2.35	\$614.54	\$299.62	-\$314.92
Gas Cost	\$60.33	\$63.19	\$2.86	\$67.63	\$63.19	-\$4.44
Water/ Sewer Cost	\$673.14	\$157.33	-\$515.81	\$157.33	\$157.33	\$0.00
Storm Water Fee	\$0.00	\$0.00	\$0.00	\$0.00	\$0.00	\$0.00
Trash Cost	\$137.73	\$0.00	-\$137.73	\$0.00	\$0.00	\$0.00
<b>Total</b>	<b>\$1,173.17</b>	<b>\$520.14</b>	<b>-\$653.03</b>	<b>\$839.50</b>	<b>\$520.14</b>	<b>-\$319.36</b>
Yearly						
Apr 2019	Apr 2020			Mar 2020	Apr 2020	
Elec Usage (kWh)	800	400	-400	560	400	-160
Gas Usage (Mcf)	1.8	1.0	-1	1.9	1.0	-1
Water Usage (kGal)	40	1	-39	1	1	0
Yearly						
Administration	Apr 2019	Apr 2020	Difference	Mar 2020	Apr 2020	Difference
Elec Cost	\$2,691.83	\$1,931.19	-\$760.64	\$3,343.85	\$1,931.19	-\$1,412.66
Gas Cost	\$224.27	\$66.23	-\$158.04	\$250.41	\$66.23	-\$184.18
Water/ Sewer Cost	\$244.68	\$196.45	-\$48.23	\$196.45	\$196.45	\$0.00
Storm Water Fee	\$100.00	\$100.00	\$0.00	\$100.00	\$100.00	\$0.00
Trash Cost	\$445.57	\$0.00	-\$445.57	\$0.00	\$0.00	\$0.00
<b>Total</b>	<b>\$3,706.35</b>	<b>\$2,293.87</b>	<b>-\$1,412.48</b>	<b>\$3,890.71</b>	<b>\$2,293.87</b>	<b>-\$1,596.84</b>
Yearly						
Apr 2019	Apr 2020			Mar 2020	Apr 2020	
Elec Usage (kWh)	32,600	19,800	-12,800	23,600	19,800	-3,800
Gas Usage (Mcf)	43.1	1.7	-41	45.6	2	-44
Water Usage (kGal)	16	7	-9	7	7	0

Maintenance Department Finance and Facilities Reports

Yearly						
Food Service	Apr 2019	Apr 2020	Difference	Mar 2020	Apr 2020	Difference
Elec Cost	\$1,595.84	\$2,075.39	\$479.55	\$2,560.33	\$2,075.39	-\$484.94
Gas Cost	\$53.34	\$110.18	\$56.84	\$66.89	\$110.18	\$43.29
Water/ Sewer Cost	\$82.83	\$87.17	\$4.34	\$87.17	\$87.17	\$0.00
Storm Water Fee	\$30.00	\$30.00	\$0.00	\$30.00	\$30.00	\$0.00
Trash Cost	\$445.57	\$0.00	-\$445.57	\$0.00	\$0.00	\$0.00
<b>Total</b>	<b>\$2,207.58</b>	<b>\$2,302.74</b>	<b>\$95.16</b>	<b>\$2,744.39</b>	<b>\$2,302.74</b>	<b>-\$441.65</b>
Yearly						
	Apr 2019	Apr 2020		Mar 2020	Apr 2020	
Elec Usage (kWh)	22,351	21,426	-925	19,575	21,426	1,851
Gas Usage (Mcf)	0	11.8	12	1.7	11.8	10
Water Usage (kGal)	3	3	0	3	3	0
Yearly						
Maintenance	Apr 2019	Apr 2020	Difference	Mar 2020	Apr 2020	Difference
Elec Cost	\$1,280.73	\$1,177.40	-\$103.33	\$1,573.23	\$1,177.40	-\$395.83
Gas Cost	\$238.58	\$264.53	\$25.95	\$364.70	\$264.53	-\$100.17
Water/ Sewer Cost	\$500.57	\$526.06	\$25.49	\$526.06	\$526.06	\$0.00
Storm Water Fee	\$30.00	\$30.00	\$0.00	\$30.00	\$30.00	\$0.00
Trash Cost	\$619.80	\$219.59	-\$400.21	\$0.00	\$219.59	\$219.59
<b>Total</b>	<b>\$2,669.68</b>	<b>\$2,217.58</b>	<b>-\$452.10</b>	<b>\$2,493.99</b>	<b>\$2,217.58</b>	<b>-\$276.41</b>
Yearly						
	Apr 2019	Apr 2020		Mar 2020	Apr 2020	
Elec Usage (kWh)	11,160	9,595	-1,565	8,936	9,595	659
Gas Usage (Mcf)	47.7	47.3	0	67.6	47.3	-20
Water Usage (kGal)	41	40	-1	40	40	0
Yearly						
Grounds	Apr 2019	Apr 2020	Difference	Mar 2020	Apr 2020	Difference
Elec Cost	\$286.74	\$312.40	\$25.66	\$859.94	\$312.40	-\$547.54
Gas Cost	\$65.76	\$65.38	-\$0.38	\$90.84	\$65.38	-\$25.46
Water/ Sewer Cost	\$93.83	\$92.32	-\$1.51	\$92.32	\$92.32	\$0.00
Storm Water Fee	\$30.00	\$30.00	\$0.00	\$30.00	\$30.00	\$0.00
Trash Cost	\$821.69	\$219.59	-\$602.10	\$0.00	\$219.59	\$219.59
<b>Total</b>	<b>\$1,298.02</b>	<b>\$719.69</b>	<b>-\$578.33</b>	<b>\$1,073.10</b>	<b>\$719.69</b>	<b>-\$353.41</b>
Yearly						
	Apr 2019	Apr 2020		Mar 2020	Apr 2020	
Elec Usage (kWh)	2,810	3,246	436	5,694	3,246	-2,448
Gas Usage (Mcf)	3.2	1.5	-2	7.5	1.5	-6
Water Usage (kGal)	4	3	-1	3	3	0
Yearly						
Transportation	Apr 2019	Apr 2020	Difference	Mar 2020	Apr 2020	Difference
Elec Cost	\$501.34	\$392.03	-\$109.31	\$587.90	\$392.03	-\$195.87
Gas Cost	\$88.68	\$120.61	\$31.93	\$112.74	\$120.61	\$7.87
Water/ Sewer Cost	\$41.08	\$44.07	\$2.99	\$44.07	\$44.07	\$0.00
Storm Water Fee	\$250.00	\$250.00	\$0.00	\$250.00	\$250.00	\$0.00
Trash Cost	\$206.60	\$219.59	\$12.99	\$0.00	\$219.59	\$219.59
<b>Total</b>	<b>\$1,087.70</b>	<b>\$1,026.30</b>	<b>-\$61.40</b>	<b>\$994.71</b>	<b>\$1,026.30</b>	<b>\$31.59</b>
Yearly						
	Apr 2019	Apr 2020		Mar 2020	Apr 2020	
Elec Usage (kWh)	5,894	4,214	-1,680	4,174	4,214	40
Gas Usage (Mcf)	9.1	14.2	5	11.8	14.2	2
Water Usage (kGal)	1	1	0	1	1	0

Maintenance Department Finance and Facilities Reports

Yearly						
Glenn Tennis Center	Apr 2019	Apr 2020	Difference	Mar 2020	Apr 2020	Difference
Elec Cost	\$640.66	\$519.04	-\$121.62	\$932.29	\$519.04	-\$413.25
Gas Cost	\$0.00	\$0.00	\$0.00	\$0.00	\$0.00	\$0.00
Water/ Sewer Cost	\$0.00	\$0.00	\$0.00	\$0.00	\$0.00	\$0.00
Storm Water Fee	\$0.00	\$0.00	\$0.00	\$0.00	\$0.00	\$0.00
Trash Cost	\$0.00	\$0.00	\$0.00	\$0.00	\$0.00	\$0.00
<b>Total</b>	<b>\$640.66</b>	<b>\$519.04</b>	<b>-\$121.62</b>	<b>\$932.29</b>	<b>\$519.04</b>	<b>-\$413.25</b>
Yearly						
	Apr 2019	Apr 2020	Difference	Mar 2020	Apr 2020	Difference
Elec Usage (kWh)	3,424	498	-2,926	4,482	498	-3,984
Gas Usage (Mcf)	0	0	0	0	0	0
Water Usage (kGal)	0	0	0	0	0	0
Yearly						
SAY Baseball Complex	Apr 2019	Apr 2020	Difference	Mar 2020	Apr 2020	Difference
Elec Cost	\$138.70	\$158.51	\$19.81	\$379.67	\$158.51	-\$221.16
Gas Cost	\$0.00	\$0.00	\$0.00	\$0.00	\$0.00	\$0.00
Water/ Sewer Cost	\$1,008.56	\$184.84	-\$823.72	\$184.84	\$184.84	\$0.00
Storm Water Fee	\$0.00	\$0.00	\$0.00	\$0.00	\$0.00	\$0.00
Trash Cost	\$206.60	\$0.00	-\$206.60	\$0.00	\$0.00	\$0.00
<b>Total</b>	<b>\$1,353.86</b>	<b>\$343.35</b>	<b>-\$1,010.51</b>	<b>\$564.51</b>	<b>\$343.35</b>	<b>-\$221.16</b>
Yearly						
	Apr 2019	Apr 2020	Difference	Mar 2020	Apr 2020	Difference
Elec Usage (kWh)	615	819	204	2,060	819	-1,241
Gas Usage (Mcf)	0	0	0	0	0	0
Water Usage (kGal)	111	3	-108	3	3	0
Sheep Barn	Apr 2019	Apr 2020	Difference	Mar 2020	Apr 2020	Difference
Storm Water Fee	\$15.00	\$15.00	\$0.00	\$15.00	\$15.00	\$0.00
Hammond School Lillie St	Apr 2019	Apr 2020	Difference	Mar 2020	Apr 2020	Difference
Storm Water Fee	\$30.00	\$30.00	\$0.00	\$30.00	\$30.00	\$0.00
Safety City	Apr 2019	Apr 2020	Difference	Mar 2020	Apr 2020	Difference
<b>Base Electric Charge ONLY</b>						
Elec Cost	\$16.40	\$16.40	\$0.00	\$16.40	\$16.40	\$0.00
<b>Base Electric Charge ONLY</b>						
Elec Usage (kWh)	0	0	0	0	0	0

Location	Total Work Orders	Closed Work Orders	Work In Progress
Central High School	30	20	10
Administration Building	11	7	4
Alta Loma Elementary	13	9	4
Arden Road Baseball Complex	8	5	3
Austin Elementary	14	9	5
Belaire Elementary	13	5	8
Blackshear Head Start	0	0	0
Bonham Elementary	13	6	7
Bowie	16	6	10
Bradford Elementary	23	12	11
Carver SAC/Learning Center	14	8	6
Central Freshman Center	22	9	13
Crockett Elementary	13	7	6
Day Head Start	0	0	0
Fannin Elementary	10	4	6
Food Service Warehouse/office	5	3	2
Fort Concho Elementary	10	5	5
Glenmore Elementary	34	22	12
Goliad Elementary	10	5	5
Holiman Elementary	8	3	5
John Glenn Middle School	28	21	7
John Glenn Tennis (City)	0	0	0
Lake View Baseball Complex	2	2	0
Lake View High School	23	15	8
Lake View Practice/Track	0	0	0
Lake View Stadium	4	4	0
Lamar Elementary	10	3	7
Lincoln Middle School	22	14	8
Maintenance Complex	10	4	6
McGill Elementary	15	5	10
Old Bobcat Stadium	4	2	2
Old Lincoln Campus	4	2	2
PAYS Center	5	3	2
Reagan Elementary	13	7	6
Rio Vista Community Center	0	0	0
Rio Vista Head Start	0	0	0
Roads and Grounds	1	1	0
Robert E. Lee Middle School	23	17	6
Safety City	0	0	0
Sam Houston Special Programs	4	2	2
San Angelo Stadium	13	11	2
San Angelo Stadium Baseball Complex	0	0	0
San Jacinto Elementary	12	6	6
Santa Rita Elementary	13	9	4
Sheep Barn	0	0	0
<b>TOTALS</b>	<b>473</b>	<b>273</b>	<b>200</b>
Transportation	0	0	0
West Texas Training Center	0	0	0

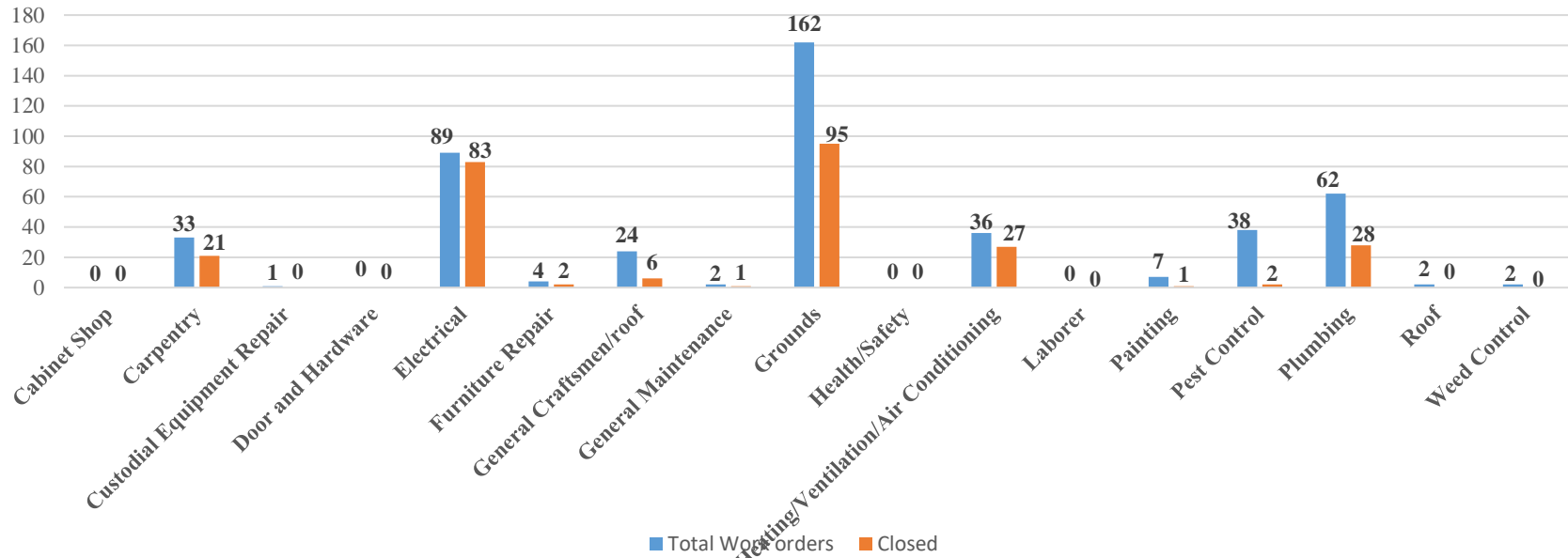
## May 2020 Work Orders By Campus/Location





Location	Closed	Work In Progress	Total Work orders
Cabinet Shop	0	0	0
Carpentry	21	12	33
Custodial Equipment Repair	0	1	1
Door and Hardware	0	0	0
Electrical	83	6	89
Furniture Repair	2	2	4
General Craftsmen/roof	6	18	24
General Maintenance	1	1	2
Grounds	95	67	162
Health/Safety	0	0	0
Heating/Ventilation/Air Conditioning	27	9	36
Laborer	0	0	0
Painting	1	6	7
Pest Control	2	36	38
Plumbing	28	34	62
Roof	0	2	2
Weed Control	0	2	2
Welding	2	9	11
<b>TOTALS</b>	<b>268</b>	<b>205</b>	<b>473</b>

### May 2020 Work Orders By Craft



## May 2020 Turf Management Projects Completed/In Progress

1. Continue working on irrigation systems district wide. Completed adding new irrigation lines at Lincoln Middle School.
2. Monthly mowing and weeding.
3. Ongoing monthly IPMs for district-wide cafeterias.
4. Aerating all athletic fields.
5. Completed applying pre-emergent to athletic practice fields.
6. Treating granite areas district wide for weeds.
7. Clean-up in progress for May 21<sup>st</sup> storm.

**BOARD AGENDA REPORT**

**SAN ANGELO INDEPENDENT SCHOOL DISTRICT**

**DATE:** June 8, 2020

**SUBJECT:** Review Proposed Agenda for June 15, 2020

**BACKGROUND INFORMATION REASON FOR BOARD CONSIDERATION:**

The Board will conduct a workshop to review the regular meeting board agenda for June 15, 2020.

**ADMINISTRATIVE CONSIDERATION/FACTS AND ANSWERS:**

**RECOMMENDED BOARD ACTION:**

Conduct workshop/review proposed agenda.

**SUBMITTED BY:** Dr. Carl Dethloff, Superintendent  
**SUPERVISOR:**

**Approved for presentation to the Board of Education:**

**Amount:**     -0-      
**Budgeted**  **Yes**     **No**

**Dr. Carl Dethloff**  
**Superintendent of Schools**

**BOARD AGENDA REPORT  
SAN ANGELO INDEPENDENT SCHOOL DISTRICT**

**DATE:** June 15, 2020  
**SUBJECT:** Recognition of Central and Lake View JROTC

**BACKGROUND INFORMATION REASON FOR BOARD CONSIDERATION:**

Both Central High and Lake View High JROTC detachments have earned top honors from the United States Department of the Air Force

**ADMINISTRATIVE CONSIDERATION/FACTS AND ANSWERS:**

Central High and Lake View High School earned the 2019-2020 Distinguished Unit Award from the Air Force headquarters.

**RECOMMENDED BOARD ACTION:**

Recognition only

**SUBMITTED BY:** Molly Johnson, Director of Community Relations  
**SUPERVISOR:** Dr. Carl Dethloff, Superintendent

**Approved for presentation to the Board of Education:**

**Amount:** \_\_\_\_\_  
**Budgeted** \_\_\_ Yes \_\_\_ No

**Dr. Carl Dethloff**  
**Superintendent of School**

# Minutes of Remote Meeting

## The Board of Trustees San Angelo ISD

---

A Remote Meeting of the Board of Trustees of San Angelo ISD was held Monday, May 4, 2020, beginning at 5:45 PM in the following remote location: <https://zoom.us/j/98287386599>.

### 1. Call To Order And Establish Quorum

The meeting was called to order at 5:49 p.m.

**Present Remotely:** Board of Trustees – Bill Dendle, Gerard Gallegos, Art Hernandez, Lanny Layman, Ami Mizell-Flint and Max Parker

**Absent:** Taylor Kingman

**Present Remotely:** Administration, Staff, and Others – Carl Dethloff, Farrah Gomez, Shelly Hullihen, George McFarland, Jana Rueter, Wes Underwood, Pam Blair, Pattie Griffin, Becky Hopkins, Shelly Huddleston, Jennifer Ryan and John Tufts.

### 2. Public Comments for Topics Not On the Agenda of this Meeting

None

### 3. Consider Superintendent's Recommendations for Personnel for School Year 2019-2020 (Texas Government Code 551.074)

Presenter: Farrah Gomez

A motion was made to approve probationary contracts for personnel for the 2019-2020 school year as presented by Administration.

Motion: Lanny Layman

Second: Gerard Gallegos

Vote: 6-0

### 4. Consider Superintendent's Recommendations for Personnel for School Year 2020-2021 (Texas Government Code 551.074)

Presenter: Farrah Gomez

A motion was made to approve probationary contracts for personnel for the 2020-2021 school year as presented by Administration.

Motion: Max Parker

Second: Ami Mizell-Flint

Vote: 6-0

**5. Consider Resolution of the Board Regarding Policy EIC (LOCAL) - Grade Point Average**

Presenter: Shelly Hullihen

A motion was made to approve the Resolution of the San Angelo Independent School District Board of Trustees Regarding Policy EIC (Local), Class Rank.

Motion: Max Parker

Second: Bill Dendle

Vote: 6-0

**6. Consider Resolution Regarding Delegation of Temporary Purchasing Authority to the Superintendent**

Presenter: George McFarland

A motion was made to approve the Resolution Regarding Delegation of Temporary Purchasing Authority to the Superintendent.

Motion: Bill Dendle

Second: Gerard Gallegos

Vote: 6-0

**7. Adjournment**

Hearing no objection, the Board adjourned at 6:14 p.m.

**Approved**

---

President, Lanny Layman

---

Secretary, Gerard Gallegos

# Minutes of Remote Meeting

## The Board of Trustees San Angelo ISD

---

A Remote Meeting of the Board of Trustees of San Angelo ISD was held Monday, May 11, 2020, beginning at 5:45 PM in the following location: <https://zoom.us/j/93651680243>.

### 1. Call To Order And Establish Quorum

The meeting was called to order at 5:48 p.m.

**Present Remotely:** Board of Trustees – Bill Dendle, Gerard Gallegos, Art Hernandez (joined meeting at 5:51 p.m.), Taylor Kingman, Lanny Layman, Ami Mizell-Flint and Max Parker

**Absent:** None

**Present Remotely:** Administration, Staff, and Others – Carl Dethloff, Farrah Gomez, Shelly Hullihen, George McFarland, Jana Rueter, Wes Underwood, Pam Blair, Charlyn Doyle, David Creek, Pattie Griffin, Michelle Helms, Jason Henry, Becky Hopkins, Shelly Huddleston and Molly Johnson.

### 2. Public Comments for Topics Not On the Agenda of this Meeting

None

### 3. Consider Superintendent's Recommendations for Personnel for School Year 2020-2021 (Texas Government Code 551.074)

Presenter: Farrah Gomez

A motion was made to approve probationary contracts for personnel for the 2020-2021 school year, including an addendum, as presented by Administration.

Motion: Lanny Layman

Second: Max Parker

Vote: 7-0

### 4. Consider Resolution Regarding Delegation of Temporary Purchasing Authority to the Superintendent

Presenter: George McFarland

A motion was made to approve the Resolution Regarding Delegation of Temporary Purchasing Authority to the Superintendent.

Motion: Bill Dendle  
Second: Taylor Kingman  
Vote: 7-0

## **5. Conduct Finance and Audit Committee Workshop**

Bill Dendle, Treasurer, chaired the Facility/Finance Committee Workshop.

The Board discussed Facilities and Finance matters including: Management Oversight Report, Bills and Accounts, Monthly Investment Report, Purchasing Report; Facilities/Maintenance Reports (Utility Report, Work Order Report and Turf Management Report); Capital/Revitalization/Other Projects; and Other Agenda Items.

**Management Oversight Presentation – Human Resources** – Dr. Farrah Gomez, Assistant Superintendent of Human Resources & Professional Learning, presented information to the Board regarding the department’s support in the recruitment and induction of staff to align with our District mission and goals including: CBAS high quality staff, accountability engine, educator profile, strategic plan, resignations, early notice of resignation incentive, recruiting, teacher vacancies, teachers’ years of experience, new teachers by certification, new teachers by university, clinical teachers and retention.

**Bills and Accounts** – Information on the District’s Bills and Accounts for April 2020 was provided to the Board.

**Monthly Investment Report** – Information on the District’s Monthly Investment Report for April was provided to the Board. The District’s total invested funds at the end of April were \$57,238,910.63. Total interest earned for the month was \$60,945.70. Interest earned in the General Fund only was \$55,831.50. Interest rates in the pools varied from .46% to 1.33%.

**Procedures Report – Audit and Activity Funds** – No discussion was held on this item.

**Purchasing Report** – Information regarding routine purchase orders over \$20,000 was provided to the Board.

**Facilities/Maintenance Report** – Information was provided to the Board for the following reports: Utility Report, Work Order Report and Turf Management Report.

**Capital, Revitalization and Other Projects** – Jason Henry presented information to the Board regarding projects occurring in the District including District-Wide LED Retrofit, Lincoln Track, Glenn and Lincoln Middle Schools HVAC Replacement, Glenn Middle School Cafeteria Seating Expansion, Didrikson Gym Restroom and Concessions Renovation, and San Angelo Stadium Track and Turf Replacement.

**Other Agenda Items** – No discussion was held on this item.

**6. Review Proposed Agenda for May 18, 2020 Regular Board Meeting**

Discussion was held about the agenda for the April 20, 2020 Regular Board Meeting and the following changes were made:

Item 6I (Consider Approval of Bids for the Child Nutrition Dept. for the 2020-2021 School Year – Dairy) was moved to Consent Items.

Item 6J (Consider Approval of Bids for the Child Nutrition Dept. for the 2020-21 School Year – Bakery) was moved to Consent Items.

Item 6K (Consider Approval of Bids for the Child Nutrition Dept. for the 2020-21 School Year – Produce and High Volume) was moved to Consent Items.

Item 6L (Consider Allotment and TEKS Certification) was moved to Consent Items.

Item 6M (Consider Superintendent’s Recommendations for Personnel for School Year 2020-2021) was moved to Consent Items.

**7. Consider Other Topics for Discussion**

Cybersecurity Training for School Board Members.

*The Board adjourned to Closed Session at 6:52 p.m. to discuss Personnel in accordance with Texas Government Code 551.074 and School Children/District Employees/Disciplinary Matters or Complaint in accordance with Texas Government Code 551.082.*

*The Board reconvened in Open Session at 7:54 p.m.*

*No action was taken in Closed Session.*

**8. Adjournment**

Hearing no objection, the Board adjourned at 7:56 p.m.

**Approved**

\_\_\_\_\_  
President, Lanny Layman

\_\_\_\_\_  
Secretary, Gerard Gallegos

# Minutes of Remote Meeting

## The Board of Trustees San Angelo ISD

---

A Remote Meeting of the Board of Trustees of San Angelo ISD was held Monday, May 18, 2020, beginning at 5:45 PM in the following remote location: <https://zoom.us/j/94590481124> and Facebook Live.

### 1. Call To Order And Establish Quorum

The meeting was called to order at 5:45 p.m.

**Present Remotely:** Board of Trustees – Bill Dendle, Gerard Gallegos, Art Hernandez, Taylor Kingman (joined meeting at 6:40 p.m.), Lanny Layman, Ami Mizell-Flint and Max Parker

**Absent:** None

**Present Remotely:** Administration, Staff, and Others – Carl Dethloff, Farrah Gomez, Shelly Hullihen, George McFarland, Jana Rueter, Wes Underwood, Pam Blair, Charlyn Doyle, Jason Henry, Becky Hopkins, Shelly Huddleston, Theresa Goodwin and others.

### 2. Invocation

The invocation was led by Max Parker, Vice President.

### 3. Pledge of Allegiance - United States and Texas

The pledges were pre-recorded for the remote meeting by Dr. Farrah Gomez and Dr. Carl Dethloff.

### 4. Recognitions

#### A. Recognition of Central and Lake View Athletes

Presenter: Brent McCallie

Brent McCallie, Executive Director of Athletics, virtually introduced coaches from Central High School and Lake View High School who then recognized the following students who advanced past the District level:

Central High School Girls Basketball: Coach Landon Dyer recognized staff members Ashley Dyches, Richard Ramos, Loren Bird and the following students: **Vanesa Zeka, Anjelina Humphreys, Madison Foley, Deandra Allen, Delaney Hester, Layla Young, Peyton Mayberry, Makayla Salazar,**

**Alyssa Barron and Jeweleana Perez.**

Lake View High School Boys Basketball: Coach Courtney Bliskey recognized staff members Gerald Butts, Mark Arnold, honorary coach Michael Fox, and the following students: **Nathanyiel Govea, Santos Rangel, Erick Torres, Ryan Harris, Ricardo Juarez, Ethan Sanchez, Tyler Woods, Johnny Espinosa, Ryan Avalos and Jesse Greer.**

Central High School Girls Soccer: Coach Ben Henry recognized staff member Cynthia Andrews and the following students: **Camille Torres, Aspen Connell, Torren Martinez, Leslie Nuno, Averi Handi, Madison Sharp, Alayni Delgado, Makayla Jordan, Cayli Delgado, Araceli Holguin, Angel Alvarado, Kierny Moffat, Addie Harkleroad, Landry Barton, Sofia Meador-Safont, Jules Meza, Abi Kalnbach, Ellie Barker, Riley Herbert, Sydney Herbert, Aubrey Gonzales and Lexi Templin.**

Lake View High School Boys Soccer: Coach Kyle Jones recognized staff members Nathan Hopkins, Michael Hammock and the following students: **Angel Chacon, Bodie Sherrod, Jorge Sanchez, Dylan Salas, Isaiah Sanchez, Ricky Ramirez, JV Antu, Alexis Ledesma, Adrian Flores, Christian Gatlin, Ayden McGuire, Luis Negrete, Jose Reyes, Daniel Ramos, Jaime De Los Santos, Jo Munoz, Aidain Lopez, Joshua Torres, Victor Zavala, Cosme Carbajal, Jorge Lopez, Angel De La Torre, Abel Mora and Carlos Alcazar.**

Lake View High School Girls Soccer: Coach Henry Gonzales recognized staff member Rechelle Flores and the following students: **Analisa Avendano, Shyanne Bryan, Alicia Sanchez, Jaqui Ortiz, Alexis Garcia, Ally Flores, Isabel Cabrera, Avery Salazar, Lianna Flores, Ariana Rangel, Leila Ramirez, Aly Lopez, Jazmyne Flores, Vicky Enriquez, Hannah Alexander, Marisol Felipe, Amore Collins, Chesney Trevino, Brandy Coward, Faith Miller, Lexy Rangel, Bella Yanez and Pifi Juarez.**

Central High School Swimming: Coach Matt McLaughlin recognized staff member Meagan McLaughlin and the following students: **Chloe Edinburgh, Avery Edinburgh, Whitney Edinburgh, Kierston Pape, Cassido Mora, Maddie Stevens, Avery Beaty, Mary Benes, Grace Shelton, Haiden Endres, Holly Herrington, Emma Morales, Katelyn Mygrants, Samantha Turner, Mikayla Valles, Caleb Bush, Cody Fentress, Samuel Helm, Charles Jeannot, Trevor Mullins, Brayden Brewer, Cole Miller, Preston Van Klaveren, Ethan Welch, Carlos Cardenas, Will Foster, Caleb Peacock, Chris Quirino and Jacob Watkins.**

## **5. Minutes**

**A. April 6, 2020 - Special (Remote) Meeting**

**B. April 13, 2020 - Special/Finance/Pre-Agenda (Remote) Meeting**

**C. April 20, 2020 - Regular (Remote) Meeting**

**D. April 27, 2020 - Special (Remote) Meeting**

A motion was made to approve the minutes for the April 2020 meetings as presented by Administration.

Motion: Bill Dendle

Second: Gerard Gallegos

Vote: 7-0

**6. Public Comments for Topics Not On the Agenda of this Meeting**

None

**7. Reports**

**A. Update on Academic Progress**

Presenter: Jana Rueter

Dr. Jana Rueter, Assistant Superintendent of Curriculum & Instruction, presented information to the Board regarding Summer virtual and blended learning including the accountability engine, community based accountability, learner profile, educator profile and moral imperative.

**B. Partnership with Goodfellow AFB**

Presenter: Carl Dethloff

No discussion was held on this item.

**8. Consent Items**

**A. Consider Approval of Bids for the Child Nutrition Dept. for the 2020-2021 School Year - Dairy**

Presenter: Michelle Helms

**B. Consider Approval of Bids for the Child Nutrition Dept. for the 2020-21 School Year - Bakery**

Presenter: Michelle Helms

**C. Consider Approval of Bids for the Child Nutrition Dept. for the 2020-21 School Year – Produce and High Volume**

Presenter: Michelle Helms

**D. Consider Allotment and TEKS Certification**

Presenter: Jason Henry

**E. Consider Superintendent's Recommendations for Personnel for School Year 2020-2021 (Texas Government Code 551.074)**

Presenter: Farrah Gomez

**F. Consider Superintendent's Recommendations for Renewal of Teacher and Other Professional Contracts for 2020-2021 (Texas Government Code**

551.074)

Presenter: Farrah Gomez

A motion was made to approve the Consent Items A-F, as presented by Administration.

Motion: Max Parker

Second: Gerard Gallegos

Vote: 7-0

**9. Consider Bills, Accounts and Financial Statements - April 2020**

Presenter: George McFarland

A motion was made to approve the Bills, Accounts and Financial Statements for April 2020 as presented by Administration.

Motion: Bill Dendle

Second: Ami Mizell-Flint

Vote: 7-0

**10. Consider Resolution Regarding Delegation of Temporary Purchasing Authority to the Superintendent**

Presenter: George McFarland

A motion was made to approve the Resolution Regarding Delegation of Temporary Purchasing Authority to the Superintendent.

Motion: Lanny Layman

Second: Gerard Gallegos

Vote: 7-0

*Item 14 (Announcements) was moved to this point in the agenda.*

*The Board recessed for a break at 7:38 p.m.*

**11. Closed Session (Closed to the Public)**

Presenter: Carl Dethloff

A. Conduct Level III Parent Grievance Appeal Hearing Pursuant to Texas Government Code Section 551.082, 551.0821.

B. Consultation with Legal Counsel Regarding Parent Grievance and Related Issues Pursuant to Texas Government Code Section 551.071, 551.129.

*The Board adjourned to Closed Session at 7:45 p.m. to Conduct Level III Parent Grievance Appeal Hearing Pursuant to Texas Government Code Section 551.082, 551.0821 and to Consult with Legal Counsel Regarding Parent Grievance and Related Issues Pursuant to Texas Government Code Section 551.071, 551.129.*

*The Board reconvened in Open Session at 8:41 p.m.*

**12. Reconvene from Closed Session**

**13. Consider and Take Possible Action on Level III Parent Grievance Appeal**

Presenter: Shelly Hullihen

A motion was made to uphold the Level II decision in this matter and recommend that Administration follow through with Mr. Underwood’s recommendation to review our procedures and protocol for personal searches of students.

Motion: Max Parker

Second: Bill Dendle

Vote: 7-0

**14. Announcements**

**A. Finance/PreAgenda Workshop - June 8, 2020 - 5:45 p.m.**

**B. Regular Board Meeting - June 15, 2020 - 5:45 p.m.**

**15. Adjournment**

Hearing no objection, the Board adjourned at 8:46 p.m.

**Approved**

\_\_\_\_\_  
President, Lanny Layman

\_\_\_\_\_  
Secretary, Gerard Gallegos

**BOARD AGENDA REPORT**

**SAN ANGELO INDEPENDENT SCHOOL DISTRICT**

**DATE:** June 15, 2020  
**SUBJECT:** Partnership with Goodfellow AFB

**BACKGROUND INFORMATION REASON FOR BOARD CONSIDERATION:**

Monthly updates/information will be given, as needed, on the partnership between Goodfellow AFB and San Angelo ISD.

**ADMINISTRATIVE CONSIDERATION/FACTS AND ANSWERS:**

**RECOMMENDED BOARD ACTION:**

Report only

**SUBMITTED BY:** Dr. Carl Dethloff, Superintendent  
**SUPERVISOR:**

**Approved for presentation to the Board of Education:**

**Amount:**     -0-      
**Budgeted**  Yes  No

**Dr. Carl Dethloff**  
**Superintendent of Schools**

**BOARD AGENDA REPORT**

**SAN ANGELO INDEPENDENT SCHOOL DISTRICT**

**DATE:** June 15, 2020  
**SUBJECT:** Update on Academic Progress

**BACKGROUND INFORMATION REASON FOR BOARD CONSIDERATION:**

Monthly updates/information will be given, as needed, on Academic Progress and News for the District.

**ADMINISTRATIVE CONSIDERATION/FACTS AND ANSWERS:**

**RECOMMENDED BOARD ACTION:**

Report only

**SUBMITTED BY:** Dr. Jana Rueter, Asst. Superintendent/Curriculum & Instruction  
**SUPERVISOR:** Dr. Carl Dethloff, Superintendent

**Approved for presentation to the Board of Education:**

**Amount:**     -0-      
**Budgeted**  Yes  No

**Dr. Carl Dethloff**  
**Superintendent of Schools**

**BOARD AGENDA REPORT**

**SAN ANGELO INDEPENDENT SCHOOL DISTRICT**

**DATE:** June 15, 2020  
**SUBJECT:** Donations

**BACKGROUND INFORMATION REASON FOR BOARD CONSIDERATION:**

Each month donations that require Board action are presented.

**ADMINISTRATIVE CONSIDERATION/FACTS AND ANSWERS:**

See attached donation forms.

**RECOMMENDED BOARD ACTION:**

Consider approval of donations.

**SUBMITTED BY:** Hope Flores, Director of Financial Services  
**SUPERVISOR:** Dr. George McFarland, Assistant Supt. of Business & Support

**Approved for presentation to the Board of Education:**

**Amount:** \_\_\_\_\_  
**Budgeted** \_\_\_ Yes \_\_\_ No

**Dr. Carl Dethloff**  
**Superintendent of Schools**

**San Angelo Independent School District**

**DONATION/GIFT REQUEST**

TO: San Angelo ISD Board of Trustees

FROM: Lindsay Carr  
Principal/Department Head

Belaire Elementary  
School/Department

Southwestern Mineral Livestock  
*Name of Donor (if organization, include name of president)*

<u>202 W. 4<sup>th</sup></u>	<u>San Angelo, TX</u>	<u>76903</u>
<i>Mailing Address</i>	<i>City</i>	<i>Zip Code</i>

Description of Donation/Gift	Value
<u>Cash Donation</u>	<u>\$250.00</u>
<u> </u>	<u> </u>
<u> </u>	<u> </u>

Permission is requested to accept this donation/gift for our school/department. The donor understands that this donation/gift will become the property of the San Angelo Independent School District and will be under the jurisdiction of the school/department in accordance with Board policy and administrative rules and regulations. Approved donations/gifts should be added to fixed assets inventory if applicable.

**REMARKS:**  
To purchase bicycles for end of year give aways.  
   
 

**Revenue Account Code** \_\_\_\_\_

**Expenditure Account Code** \_\_\_\_\_

(  ) *Approval*                      (  ) *Disapproval*

<u>Dr. George McFarland</u>	<u>6/1/2020</u>
<u>Assistant Superintendent for Business &amp; Operations</u>	<u>Date</u>

**San Angelo Independent School District**

**DONATION/GIFT REQUEST**

TO: San Angelo ISD Board of Trustees

FROM: Lindsay Carr  
Principal/Department Head

Belaire Elementary  
School/Department

Barby Nobles  
*Name of Donor (if organization, include name of president)*

<u>1466 Gleneagle Dr</u>	<u>San Angelo, TX</u>	<u>76904</u>
<i>Mailing Address</i>	<i>City</i>	<i>Zip Code</i>

Description of Donation/Gift	Value
<u>Cash Donation</u>	<u>\$100.00</u>
<u> </u>	<u> </u>
<u> </u>	<u> </u>

Permission is requested to accept this donation/gift for our school/department. The donor understands that this donation/gift will become the property of the San Angelo Independent School District and will be under the jurisdiction of the school/department in accordance with Board policy and administrative rules and regulations. Approved donations/gifts should be added to fixed assets inventory if applicable.

**REMARKS:**  
To purchase bicycles for end of year give aways.  
   
 

**Revenue Account Code** \_\_\_\_\_

**Expenditure Account Code** \_\_\_\_\_

(  ) *Approval*                      (  ) *Disapproval*

<u>Dr. George McFarland</u>	<u>6/1/2020</u>
<u>Assistant Superintendent for Business &amp; Operations</u>	<u>Date</u>

**San Angelo Independent School District**

**DONATION/GIFT REQUEST**

TO: San Angelo ISD Board of Trustees

FROM: Lindsay Carr  
Principal/Department Head

Belaire Elementary  
School/Department

Jaci Cortese (Jaci is an ex-Belaire Eagle)  
*Name of Donor (if organization, include name of president)*

<u>1717 Amhurst Dr.</u>	<u>San Angelo, TX</u>	<u>76901</u>
<i>Mailing Address</i>	<i>City</i>	<i>Zip Code</i>

Description of Donation/Gift	Value
<u>Cash Donation</u>	<u>\$80.00</u>
<u> </u>	<u> </u>
<u> </u>	<u> </u>

Permission is requested to accept this donation/gift for our school/department. The donor understands that this donation/gift will become the property of the San Angelo Independent School District and will be under the jurisdiction of the school/department in accordance with Board policy and administrative rules and regulations. Approved donations/gifts should be added to fixed assets inventory if applicable.

**REMARKS:**

To purchase bicycles for end of year give aways.

**Revenue Account Code** \_\_\_\_\_

**Expenditure Account Code** \_\_\_\_\_

(  ) *Approval*                      (  ) *Disapproval*

Dr. George McFarland  
Assistant Superintendent for Business & Operations

6/1/2020  
Date

**San Angelo Independent School District**

**DONATION/GIFT REQUEST**

TO: San Angelo ISD Board of Trustees

FROM: Lindsay Carr  
Principal/Department Head

Belaire Elementary  
School/Department

Bernadette Trojack  
*Name of Donor (if organization, include name of president)*

<u>3701 Gemini Dr.</u>	<u>San Angelo, TX</u>	<u>76903</u>
<i>Mailing Address</i>	<i>City</i>	<i>Zip Code</i>

Description of Donation/Gift	Value
<u>Cash Donation</u>	<u>\$80.00</u>
<u> </u>	<u> </u>
<u> </u>	<u> </u>

Permission is requested to accept this donation/gift for our school/department. The donor understands that this donation/gift will become the property of the San Angelo Independent School District and will be under the jurisdiction of the school/department in accordance with Board policy and administrative rules and regulations. Approved donations/gifts should be added to fixed assets inventory if applicable.

**REMARKS:**  
To purchase bicycles for end of year give aways.  
   
 

**Revenue Account Code** \_\_\_\_\_

**Expenditure Account Code** \_\_\_\_\_

(  ) *Approval*                      (  ) *Disapproval*

<u>Dr. George McFarland</u>	<u>6/1/2020</u>
<u>Assistant Superintendent for Business &amp; Operations</u>	<u>Date</u>

**San Angelo Independent School District**

**DONATION/GIFT REQUEST**

TO: San Angelo ISD Board of Trustees

FROM: Bertha Carrasco  
Principal/Department Head

Bradford Elementary  
School/Department

Shelly Wagnon  
*Name of Donor (if organization, include name of president)*

<u>3626 Briargrove Lane</u>	<u>San Angelo, TX</u>	<u>76904</u>
<i>Mailing Address</i>	<i>City</i>	<i>Zip Code</i>

Description of Donation/Gift	Value
<u>Check - Becky Embry Scholarship</u>	<u>\$978.17</u>
<u> </u>	<u> </u>
<u> </u>	<u> </u>

Permission is requested to accept this donation/gift for our school/department. The donor understands that this donation/gift will become the property of the San Angelo Independent School District and will be under the jurisdiction of the school/department in accordance with Board policy and administrative rules and regulations. Approved donations/gifts should be added to fixed assets inventory if applicable.

**REMARKS:**

Balance of scholarship was donated to the campus.

**Revenue Account Code** \_\_\_\_\_

**Expenditure Account Code** \_\_\_\_\_

(  ) *Approval*                      (  ) *Disapproval*

Dr. George McFarland  
Assistant Superintendent for Business & Operations

6/2/2020  
Date

**San Angelo Independent School District**

**DONATION/GIFT REQUEST**

TO: San Angelo ISD Board of Trustees

FROM: Michelle Helms, Child Nutrition Director  
Principal/Department Head

Child Nutrition Department  
School/Department

Anonymous

*Name of Donor (if organization, include name of president)*

*Mailing Address*

*City*

*Zip Code*

Description of Donation/Gift

Value

Cash Donation - COVID 19

\$174.00

Permission is requested to accept this donation/gift for our school/department. The donor understands that this donation/gift will become the property of the San Angelo Independent School District and will be under the jurisdiction of the school/department in accordance with Board policy and administrative rules and regulations. Approved donations/gifts should be added to fixed assets inventory if applicable.

*REMARKS:*

**Revenue Account Code** 2420

**Expenditure Account Code** \_\_\_\_\_

(  ) *Approval*

(  ) *Disapproval*

Dr. George McFarland  
Assistant Superintendent for Business & Operations

6/1/2020  
Date

**BOARD AGENDA REPORT**

**SAN ANGELO INDEPENDENT SCHOOL DISTRICT**

**DATE:** June 15, 2020  
**SUBJECT:** Bills, Accounts and Financial Statements

**BACKGROUND INFORMATION REASON FOR BOARD CONSIDERATION:**

Financial information is prepared monthly and presented to the Board for consideration.

**ADMINISTRATIVE CONSIDERATION/FACTS AND ANSWERS:**

The Bills, Accounts and Financial Statements for the month of May 2020 are attached.

**RECOMMENDED BOARD ACTION:**

Approve the Bills, Accounts and Financial Statements for May 2020.

**SUBMITTED BY:** Dr. George McFarland, Asst. Superintendent/Business & Support Services

**SUPERVISOR:** Dr. Carl Dethloff, Superintendent

**Approved for presentation to the Board of Education:**

**Amount:** \_\_\_\_\_  
**Budgeted** \_\_\_ Yes \_\_\_ No

**Dr. Carl Dethloff**  
**Superintendent of Schools**

**BOARD AGENDA REPORT**

**SAN ANGELO INDEPENDENT SCHOOL DISTRICT**

**DATE:** June 15, 2020

**SUBJECT:** Proposed Amendment for District Official Budget: General Fund

**BACKGROUND INFORMATION REASON FOR BOARD CONSIDERATION:**

Each month the Budget amendments are submitted in compliance with Section 44.006 of the Texas Education Code for Board action.

**ADMINISTRATIVE CONSIDERATION/FACTS AND ANSWERS:**

See attached letter.

**RECOMMENDED BOARD ACTION:**

The Administration recommends approval of the General Fund budget amendment for June 15, 2020 with changes to function codes, which result in no monetary differences, and an increase in expenditures of \$2,150,000.00.

**SUBMITTED BY:** Hope Flores, Director of Financial Services

**SUPERVISOR:** Dr. George McFarland, Assist. Supt. of Business & Support

**Approved for presentation to the Board of Education:**

**Amount:** \_\_\_\_\_

**Budgeted** \_\_\_ Yes \_\_\_ No

**Dr. Carl Dethloff**

**Superintendent of Schools**

**BOARD AGENDA REPORT**

**SAN ANGELO INDEPENDENT SCHOOL DISTRICT**

**DATE:** June 15, 2020

**SUBJECT:** **Approval of the Quarterly Investment Report ending May 31, 2020**

**BACKGROUND INFORMATION REASON FOR BOARD CONSIDERATION:**

The quarterly report of investments is to include investment types, yields, maturity dates, and market value; and is reported to the Board of Education for approval as required by the Public Funds Investment Act, Chapter 2256.023.

**ADMINISTRATIVE CONSIDERATION/FACTS AND ANSWERS:**

The District's total investments as of May 31, 2020, the end of the 3<sup>rd</sup> quarter for fiscal year 2019-2020, are \$50,440,074.71. Total interest earned for the 3<sup>rd</sup> quarter was \$191,966.35. The report includes comparisons to prior quarter (February 29, 2020) and prior year (May 31, 2019).

**RECOMMENDED BOARD ACTION:**

The administration recommends approval of the Quarterly Investment Report ending May 31, 2020.

**SUBMITTED BY:** Christina Chavez, Cash Manager/Budget Coordinator

**SUPERVISOR:** Hope Flores, Director of Business Services

**Approved for presentation to the Board of Education:**

**Amount:** \_\_\_\_\_  
**Budgeted**  **Yes**  **No**

**Dr. Carl Dethloff**  
**Superintendent of Schools**

**BOARD AGENDA REPORT**

**SAN ANGELO INDEPENDENT SCHOOL DISTRICT**

**DATE:** June 15, 2020  
**SUBJECT:** **Acceptance of Audit Engagement Letter from Eide Bailly CPA's and Business Advisors**

**BACKGROUND INFORMATION REASON FOR BOARD CONSIDERATION:**

Texas Education Code mandates an annual independent audit to be performed.

**ADMINISTRATIVE CONSIDERATION/FACTS AND ANSWERS:**

The attached engagement letter submitted by Eide Bailly CPA's and Business Advisors, pertains to the audit of the 2020 fiscal year financial statements.

**RECOMMENDED BOARD ACTION:**

The board should move to accept the proposal of Eide Bailly CPA's and Business Advisors, to perform this engagement.

**SUBMITTED BY:** Dr. George McFarland, Asst. Superintendent/Business & Support Services

**SUPERVISOR:** Dr. Carl Dethloff, Superintendent

**Approved for presentation to the Board of Education:**

**Amount:**     \$60,000      
**Budgeted**  **Yes**      **No**

**Dr. Carl Dethloff**  
**Superintendent of Schools**



May 20, 2020

To the Board of Trustees of  
**San Angelo Independent School District**  
1621 University Avenue  
San Angelo, TX 76904

You have requested that we audit the financial statements of the governmental activities, the business-type activities, each major fund, and the aggregate remaining fund information of **San Angelo Independent School District** as of August 31, 2020, and for the year then ended, and the related notes to the financial statements, which collectively comprise **San Angelo Independent School District's** basic financial statements. In addition, we will audit the entity's compliance over major federal award programs for the period ended August 31, 2020. We are pleased to confirm our acceptance and our understanding of this audit engagement by means of this letter. Our audits will be conducted with the objectives of our expressing an opinion on each opinion unit and an opinion on compliance regarding the entity's major federal award programs.

Accounting principles generally accepted in the United States of America require that certain information be presented to supplement the basic financial statements. Such information, although not a part of the basic financial statements, is required by the Governmental Accounting Standards Board, who considers it to be an essential part of financial reporting for placing the basic financial statements in an appropriate operational, economic, or historical context. As part of our engagement, we will apply certain limited procedures to the required supplementary information (RSI) in accordance with auditing standards generally accepted in the United States of America. These limited procedures will consist primarily of inquiries of management regarding their methods of measurement and presentation and comparing the information for consistency with management's responses to our inquiries. We will not express an opinion or provide any form of assurance on the RSI. The following RSI is required by accounting principles generally accepted in the United States of America. This RSI will be subjected to certain limited procedures but will not be audited:

- Management's Discussion and Analysis
- Budgetary Comparison Schedules for General Fund
- Pension Plan Schedules
- OPEB Plan Schedules

Supplementary information other than RSI will accompany **San Angelo Independent School District's** basic financial statements. We will subject the following supplementary information to the auditing procedures applied in our audit of the basic financial statements and certain additional procedures, including comparing and reconciling the supplementary information to the underlying accounting and other records used to prepare the basic financial statements or to the basic financial statements themselves, and additional procedures in accordance with auditing standards generally accepted in the United States of America. We intend to provide an opinion on the following supplementary information in relation to the financial statements as a whole:

- Combining Nonmajor Fund Financial Statements
- TEA Required Schedules

## **Schedule of Expenditures of Federal Awards**

We will subject the schedule of expenditures of federal awards to the auditing procedures applied in our audit of the basic financial statements and certain additional procedures, including comparing and reconciling the schedule to the underlying accounting and other records used to prepare the financial statements or to the financial statements themselves, and additional procedures in accordance with auditing standards generally accepted in the United States of America. We intend to provide an opinion on whether the schedule of expenditures of federal awards is presented fairly in all material respects in relation to the financial statements as a whole.

Also, the document we submit to you will include the following other additional information that will not be subjected to the auditing procedures applied in our audit of the basic financial statements:

- Introductory Section
- Statistical Section

## **Data Collection Form**

Prior to the completion of our engagement, we will complete the sections of the Data Collection Form that are our responsibility. The form will summarize our audit findings, amounts and conclusions. It is management's responsibility to submit a reporting package including financial statements, schedule of expenditure of federal awards, summary schedule of prior audit findings and corrective action plan along with the Data Collection Form to the federal audit clearinghouse. The financial reporting package must be text searchable, unencrypted, and unlocked. Otherwise, the reporting package will not be accepted by the federal audit clearinghouse. We will assist you in the electronic submission and certification. You may request from us copies of our report for you to include with the reporting package submitted to pass-through entities.

The Data Collection Form is required to be submitted within the *earlier* of 30 days after receipt of our auditors' reports or nine months after the end of the audit period, unless specifically waived by a federal cognizant or oversight agency for audits. Data Collection Forms submitted untimely are one of the factors in assessing programs at a higher risk.

## **Audit of the Financial Statements**

We will conduct our audit in accordance with auditing standards generally accepted in the United States of America (U.S. GAAS), the standards applicable to financial audits contained in *Government Auditing Standards*, issued by the Comptroller General of the United States of America; the audit requirements of Title 2 U.S. Code of Federal Regulations (CFR) Part 200, *Uniform Administrative Requirements, Cost Principles, and Audit Requirements for Federal Awards* (Uniform Guidance) and the Texas Education Agency's Financial Accountability System Resource Guide (Resource Guide). Those standards and the Uniform Guidance require that we plan and perform the audit to obtain reasonable assurance about whether the basic financial statements are free from material misstatement. An audit involves performing procedures to obtain audit evidence about the amounts and disclosures in the financial statements. The procedures selected depend on the auditor's judgment, including the assessment of the risks of material misstatement of the financial statements, whether due to fraud or error, fraudulent financial reporting, misappropriation of assets, or violations of laws, governmental regulations, grant agreements, or contractual agreements.

An audit also includes evaluating the appropriateness of accounting policies used and the reasonableness of significant accounting estimates made by management, as well as evaluating the overall presentation of the financial statements. If appropriate, our procedures will therefore include tests of documentary evidence that support the transactions recorded in the accounts, tests of the physical existence of inventories, and direct confirmation of cash, investments, and certain other assets and liabilities by correspondence with creditors and financial institutions. As part of our audit process, we will request written representations from your attorneys, and they may bill you for responding. At the conclusion of our audit, we will also request certain written representations from you about the financial statements and related matters.

Because of the inherent limitations of an audit, together with the inherent limitations of internal control, an unavoidable risk that some material misstatements or noncompliance (whether caused by errors, fraudulent financial reporting, misappropriation of assets, detected abuse, or violations of laws or governmental regulations) may not be detected exists, even though the audit is properly planned and performed in accordance with U.S. GAAS and *Government Auditing Standards* of the Comptroller General of the United States of America and the Texas Education Agency's Financial Accountability System Resource Guide (Resource Guide). Please note that the determination of abuse is subjective, and *Government Auditing Standards* does not require auditors to detect abuse.

In making our risk assessments, we consider internal control relevant to the entity's preparation and fair presentation of the financial statements in order to design audit procedures that are appropriate in the circumstances, but not for the purpose of expressing an opinion on the effectiveness of the entity's internal control. However, we will communicate to you in writing concerning any significant deficiencies or material weaknesses in internal control relevant to the audit of the financial statements that we have identified during the audit. Our responsibility as auditors is limited to the period covered by our audit and does not extend to any other periods.

We will issue a written report upon completion of our audit of **San Angelo Independent School District's** basic financial statements. Our report will be addressed to the governing body of **San Angelo Independent School District**. We cannot provide assurance that any unmodified opinions will be expressed. Circumstances may arise in which it is necessary for us to modify our opinions, add an emphasis-of-matter or other-matter paragraph(s), or withdraw from the engagement.

In accordance with the requirements of *Government Auditing Standards*, we will also issue a written report describing the scope of our testing over internal control over financial reporting and over compliance with laws, regulations, and provisions of grants and contracts, including the results of that testing. However, providing an opinion on internal control and compliance over financial reporting will not be an objective of the audit and, therefore, no such opinion will be expressed.

### **Audit of Major Program Compliance**

Our audit of **San Angelo Independent School District's** major federal award program(s) compliance will be conducted in accordance with the requirements of the Single Audit Act, as amended; and the Uniform Guidance and will include tests of accounting records, a determination of major programs in accordance with the Uniform Guidance, and other procedures we consider necessary to enable us to express such an opinion on major federal award program compliance and to render the required reports. We cannot provide assurance that an unmodified opinion on compliance will be expressed. Circumstances may arise in which it is necessary for us to modify our opinion or withdraw from the engagement.

The Uniform Guidance requires that we also plan and perform the audit to obtain reasonable assurance about whether the entity has complied with applicable laws and regulations and the provisions of contracts and grant agreements applicable to major federal award programs. Our procedures will consist of determining major federal programs and performing the applicable procedures described in the U.S. Office of Management and Budget *OMB Compliance Supplement* for the types of compliance requirements that could have a direct and material effect on each of the entity's major programs. The purpose of those procedures will be to express an opinion on the entity's compliance with requirements applicable to each of its major programs in our report on compliance issued pursuant to the Uniform Guidance.

Also, as required by the Uniform Guidance, we will perform tests of controls to evaluate the effectiveness of the design and operation of controls that we consider relevant to preventing or detecting material noncompliance with compliance requirements applicable to each of the entity's major federal award programs. However, our tests will be less in scope than would be necessary to render an opinion on these controls and, accordingly, no opinion will be expressed in our report.

We will issue a report on compliance that will include an opinion or disclaimer of opinion regarding the entity's major federal award programs, and a report on internal controls over compliance that will report any significant deficiencies and material weaknesses identified; however, such report will not express an opinion on internal control.

### **Management Responsibilities**

Our audit will be conducted on the basis that management and, when appropriate, those charged with governance, acknowledge and understand that they have responsibility:

1. For the preparation and fair presentation of the basic financial statements in accordance with accounting principles generally accepted in the United States of America;
2. For the design, implementation, and maintenance of internal control relevant to the preparation and fair presentation of basic financial statements that are free from material misstatement, whether due to fraud or error;
3. For identifying, in its accounts, all federal awards received and expended during the period and the federal programs under which they were received, including federal awards and funding increments received prior to December 26, 2014 (if any), and those received in accordance with the Uniform Guidance (generally received after December 26, 2014);
4. For maintaining records that adequately identify the source and application of funds for federally funded activities;
5. For preparing the schedule of expenditures of federal awards (including notes and noncash assistance received) in accordance with the Uniform Guidance;
6. For the design, implementation, and maintenance of internal control over federal awards;
7. For establishing and maintaining effective internal control over federal awards that provides reasonable assurance that the nonfederal entity is managing federal awards in compliance with federal statutes, regulations, and the terms and conditions of the federal awards;
8. For identifying and ensuring that the entity complies with federal statutes, regulations, and the terms and conditions of federal award programs and implementing systems designed to achieve compliance with applicable federal statutes, regulations, and the terms and conditions of federal award programs;
9. For disclosing accurately, currently, and completely, the financial results of each federal award in accordance with the requirements of the award;

10. For identifying and providing report copies of previous audits, attestation engagements, or other studies that directly relate to the objectives of the audit, including whether related recommendations have been implemented;
11. For taking prompt action when instances of noncompliance are identified;
12. For addressing the findings and recommendations of auditors, for establishing and maintaining a process to track the status of such findings and recommendations and taking corrective action on reported audit findings from prior periods and preparing a summary schedule of prior audit findings;
13. For following up and taking corrective action on current year audit findings and preparing a corrective action plan for such findings;
14. For submitting the reporting package and data collection form to the appropriate parties;
15. For making the auditor aware of any significant contractor relationships where the contractor is responsible for program compliance;
16. To provide us with:
  - a. Access to all information of which management is aware that is relevant to the preparation and fair presentation of the financial statements, and relevant to federal award programs, such as records, documentation, and other matters;
  - b. Additional information that we may request from management for the purpose of the audit; and
  - c. Unrestricted access to persons within the entity from whom we determine it necessary to obtain audit evidence.
17. For adjusting the basic financial statements to correct material misstatements and confirming to us in the management representation letter that the effects of any uncorrected misstatements aggregated by us during the current engagement and pertaining to the current period under audit are immaterial, both individually and in the aggregate, to the basic financial statements as a whole;
18. For acceptance of nonattest services, including identifying the proper party to oversee nonattest work;
19. For maintaining adequate records, selecting and applying accounting principles, and safeguarding assets;
20. For informing us of any known or suspected fraud affecting the entity involving management, employees with significant role in internal control and others where fraud could have a material effect on compliance;
21. For the accuracy and completeness of all information provided;
22. For taking reasonable measures to safeguard protected personally identifiable and other sensitive information; and
23. For confirming your understanding of your responsibilities as defined in this letter to us in your management representation letter.

With respect to any nonattest services we perform, we agree to perform the following:

- Prepare the financial statements, schedule of expenditures of federal awards, and related notes in conformity with U.S. generally accepted accounting principles and Uniform Guidance based on information provided by you.
- Completion of the auditee's portion of the Data Collection Form
- Perform certain procedures for the purpose of reviewing the accuracy of fiscal information provided by the District through the Public Education Information Management System (PEIMS), as required by Section 44.008(b) of the Texas Education Code.
- Assist with entries to adjust property tax accruals and record the 60 day collection, reclassification of deficit cash balances, reclassification of various revenue and expense accounts for TEA reporting, supplemental appropriation for pension and OPEB plans, final adjustments to state aid, and preparation of entries in accordance with GASBs 34,75, and 68.

**San Angelo Independent School District's** management is responsible for (a) making all management decisions and performing all management functions; (b) assigning a competent individual to oversee the services; (c) evaluating the adequacy of the services performed; (d) evaluating and accepting responsibility for the results of the services performed; and (e) establishing and maintaining internal controls, including monitoring ongoing activities.

With regard to the schedule of expenditures of federal awards referred to above, you acknowledge and understand your responsibility (a) for the preparation of the schedule of expenditures of federal awards in accordance with the Uniform Guidance, (b) to provide us with the appropriate written representations regarding the schedule of expenditures of federal awards, (c) to include our report on the schedule of expenditures of federal awards in any document that contains the schedule of expenditures of federal awards and that indicates that we have reported on such schedule, and (d) to present the schedule of expenditures of federal awards with the audited financial statements, or if the schedule will not be presented with the audited financial statements, to make the audited financial statements readily available to the intended users of the schedule of expenditures of federal awards no later than the date of issuance by you of the schedule and our report thereon.

With regard to the supplementary information referred to above, you acknowledge and understand your responsibility (a) for the preparation of the supplementary information in accordance with the applicable criteria, (b) to provide us with the appropriate written representations regarding supplementary information, (c) to include our report on the supplementary information in any document that contains the supplementary information and that indicates that we have reported on such supplementary information, and (d) to present the supplementary information with the audited financial statements, or if the supplementary information will not be presented with the audited financial statements, to make the audited financial statements readily available to the intended users of the supplementary information no later than the date of issuance by you of the supplementary information and our report thereon.

The District will be responsible for ensuring that the audit report is received by the Texas Education Agency by January 28, 2021. The district is further responsible for ensuring that other appropriate governmental agencies receive copies of the audit report according to instructions in the *Texas Education Agency Financial Accountability System Resource Guide*.

As part of our audit process, we will request from management and, when appropriate, those charged with governance, written confirmation concerning representations made to us in connection with the audit.

We understand that your employees will prepare all confirmations we request and will locate any documents or invoices selected by us for testing.

If you intend to publish or otherwise reproduce the financial statements and make reference to our firm, you agree to provide us with printers' proofs or masters for our review and approval before printing. You also agree to provide us with a copy of the final reproduced material for our approval before it is distributed.

### **Fees and Timing**

Jeromy Stephens is the engagement partner for the audit services specified in this letter. Responsibilities include supervising services performed as part of this engagement and signing or authorizing another qualified firm representative to sign the audit report. We expect to begin our interim audit procedures during July 2020 and our final audit procedures during November 2020.

Our fees are based on the amount of time required at various levels of responsibility, plus actual out-of-pocket expenses. Invoices are payable upon presentation. We estimate that our fee for the audit will be \$60,000. We will notify you immediately of any circumstances we encounter that could significantly affect this initial fee estimate. Whenever possible, we will attempt to use **San Angelo Independent School District's** personnel to assist in the preparation of schedules and analyses of accounts. This effort could substantially reduce our time requirements and facilitate the timely conclusion of the audit. Further, we will be available during the year to consult with you on financial management and accounting matters of a routine nature.

In addition, we will be compensated for any time and expenses, including time and expenses of legal counsel, we may incur in conducting or responding to discovery requests or participating as a witness or otherwise in any legal, regulatory, or other proceedings as a result of our Firm's performance of these services. You and your attorney will receive, if lawful, a copy of every subpoena we are asked to respond to on your behalf and will have the ability to control the extent of the discovery process to control the costs you may incur.

Should our relationship terminate before our audit procedures are completed and a report issued, you will be billed for services to the date of termination. All bills are payable upon receipt. A service charge of 1% per month, which is an annual rate of 12%, will be added to all accounts unpaid 30 days after billing date. If collection action is necessary, expenses and reasonable attorney's fees will be added to the amount due.

#### **Other Matters**

During the course of the engagement, we may communicate with you or your personnel via fax or e-mail, and you should be aware that communication in those mediums contains a risk of misdirected or intercepted communications.

We may use third party service providers and/or affiliated entities (including Eide Bailly Shared Services Private Limited) (collectively, "service providers") in order to facilitate delivering our services to you. Our use of service providers may require access to client information by the service provider. We will take reasonable precautions to determine that they have the appropriate procedures in place to prevent the unauthorized release of confidential information to others. We will remain responsible for the confidentiality of client information accessed by such service provider and any work performed by such service provider.

The audit documentation for this engagement is the property of Eide Bailly LLP and constitutes confidential information. However, we may be requested to make certain audit documentation available to the U.S. Department of Education, the Texas Education Agency, federal agencies and the U.S. Government Accountability Office pursuant to authority given to it by law or regulation, or to peer reviewers. If requested, access to such audit documentation will be provided under the supervision of Eide Bailly LLP's personnel. Furthermore, upon request, we may provide copies of selected audit documentation to the U.S. Department of Education, the Texas Education Agency, federal agencies and the U.S. Government Accountability Office. The U.S. Department of Education, the Texas Education Agency, federal agencies and the U.S. Government Accountability Office may intend, or decide, to distribute the copies of information contained therein to others, including other governmental agencies. We agree to retain our audit documentation or work papers for a period of at least eight years from the date of our report.

Further, we will be available during the year to consult with you on financial management and accounting matters of a routine nature.

During the course of the audit, we may observe opportunities for economy in, or improved controls over, your operations. We will bring such matters to the attention of the appropriate level of management, either orally or in writing.

Regarding the electronic dissemination of audited financial statements, including financial statements published electronically on your Internet website, you understand that electronic sites are a means to distribute information and, therefore, we are not required to read the information contained in these sites or to consider the consistency of other information in the electronic site with the original document.

You agree to inform us of facts that may affect the financial statements of which you may become aware during the period from the date of the auditor's report to the date the financial statements are issued.

At the conclusion of our audit engagement, we will communicate to the Board of Trustees the following significant findings from the audit:

- Our view about the qualitative aspects of the entity's significant accounting practices;
- Significant difficulties, if any, encountered during the audit;
- Uncorrected misstatements, other than those we believe are trivial, if any;
- Disagreements with management, if any;
- Other findings or issues, if any, arising from the audit that are, in our professional judgment, significant and relevant to those charged with governance regarding their oversight of the financial reporting process;
- Material, corrected misstatements that were brought to the attention of management as a result of our audit procedures;
- Representations we requested from management;
- Management's consultations with other accountants, if any; and
- Significant issues, if any, arising from the audit that were discussed, or the subject of correspondence, with management.

*Government Auditing Standards* require that we provide, upon request, a copy of our most recent external peer review report and any subsequent review reports to the party contracting for the audit. Accordingly, we will provide a copy of our most recent peer review report at your request.

## **DISPUTE RESOLUTION**

The following procedures shall be used to resolve any disagreement, controversy or claim that may arise out of any aspect of our services or relationship with you, including this engagement, for any reason ("Dispute"). Specifically, we agree to first mediate.

### ***Mediation***

All Disputes between us shall first be submitted to non-binding mediation by written notice ("Mediation Notice") to the other party. In mediation, we will work with you to resolve any differences voluntarily with the aid of an impartial mediator. The mediator will be selected by mutual agreement, but if we cannot agree on a mediator, one shall be designated by the American Arbitration Association ("AAA").

The mediation will be conducted as specified by the mediator and agreed upon by the parties. The parties agree to discuss their differences in good faith and to attempt, with the assistance of the mediator, to reach an amicable resolution of the Dispute. Mediation will be conducted with the parties in person in Abilene, Texas.

Each party will bear its own costs in the mediation. The fees and expenses of the mediator will be shared equally by the parties.

Either party may commence suit on a Dispute after the mediator declares an impasse.

**INDEMNITY**

You agree that none of Eide Bailly LLP, its partners, affiliates, officers or employees (collectively "Eide Bailly") shall be responsible for or liable to you for any misstatements in your financial statements that we may fail to detect as a result of knowing representations made to us, or the concealment or intentional withholding of information from us, by any of your owners, directors, officers or employees, whether or not they acted in doing so in your interests or for your benefit, and to hold Eide Bailly harmless from any claims, losses, settlements, judgments, awards, damages and attorneys' fees from any such misstatement, provided that the services performed hereunder were performed in accordance with professional standards, in all material respects.

If a claim is brought against you by a third-party that arises out of or is in any way related to the services provided under this engagement, you agree to indemnify Eide Bailly LLP, its partners, affiliates, officers and employees, against any losses, including settlement payments, judgments, damage awards, punitive or exemplary damages, and the costs of litigation (including attorneys' fees) associated with the services performed hereunder provided that the services were performed in accordance with professional standards, in all material respects.

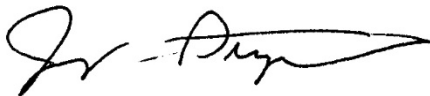
**ASSIGNMENTS PROHIBITED**

You agree that you will not and may not assign, sell, barter or transfer any legal rights, causes of actions, claims or Disputes you may have against Eide Bailly LLP, its partners, affiliates, officers and employees, to any other person or party, or to any trustee, receiver or other third party.

Please sign and return the attached copy of this letter to indicate your acknowledgment of, and agreement with, the arrangements for our audit of the financial statements compliance over major federal award programs including our respective responsibilities.

We appreciate the opportunity to be your certified public accountants and look forward to working with you and your staff.

Respectfully,



Jeromy Stephens  
Partner

\*\*\*\*\*

RESPONSE:

This letter correctly sets forth our understanding.

Acknowledged and agreed on behalf of management of **San Angelo Independent School District** by:

Name: \_\_\_\_\_

Title: \_\_\_\_\_

Date: \_\_\_\_\_

Acknowledged and agreed on behalf of the Board of Trustees of **San Angelo Independent School District** by:

Name: \_\_\_\_\_

Title: \_\_\_\_\_

Date: \_\_\_\_\_

# CERTIFICATE OF INTERESTED PARTIES

FORM **1295**

1 of 1

Complete Nos. 1 - 4 and 6 if there are interested parties.  
Complete Nos. 1, 2, 3, 5, and 6 if there are no interested parties.

**OFFICE USE ONLY  
CERTIFICATION OF FILING**

Certificate Number:  
2020-621790

Date Filed:  
05/20/2020

Date Acknowledged:

**1 Name of business entity filing form, and the city, state and country of the business entity's place of business.**

Eide Bailly LLP  
Abilene, TX United States

**2 Name of governmental entity or state agency that is a party to the contract for which the form is being filed.**

San Angelo Independent School District

**3 Provide the identification number used by the governmental entity or state agency to track or identify the contract, and provide a description of the services, goods, or other property to be provided under the contract.**

2020 Eng Ltr  
Audit of 2020 Financial Statements

4	Name of Interested Party	City, State, Country (place of business)	Nature of interest (check applicable)	
			Controlling	Intermediary
	Stende, David	Fargo, ND United States	X	
	Callahan, Brian	Denver, CO United States	X	
	Lingle, Darrell	Bismarck, ND United States	X	
	Hauk, Jeremy	Billings, MT United States	X	
	Ritchie, Thomas	Tulsa, OK United States	X	
	Ellingson, Ben	Mankato, MN United States	X	
	Daugherty, Jodi	Boise, ID United States	X	

**5 Check only if there is NO Interested Party.**

**6 UNSWORN DECLARATION**

My name is Jeromy Stephens, and my date of birth is 04-29-1978.

My address is 400 Pine St., Suite 600, Abilene, TX, 79601, USA.  
(street) (city) (state) (zip code) (country)

I declare under penalty of perjury that the foregoing is true and correct.

Executed in Taylor County, State of Texas, on the 20th day of May, 20 20.  
(month) (year)



Signature of authorized agent of contracting business entity  
(Declarant)

**BOARD AGENDA REPORT**

**SAN ANGELO INDEPENDENT SCHOOL DISTRICT**

**DATE:** June 15, 2020  
**SUBJECT:** Missed School Day Waiver/Instructional Continuity Attestation while Closed

**BACKGROUND INFORMATION REASON FOR BOARD CONSIDERATION:**

If an LEA has closed school due to COVID-19, the agency will provide missed school day waivers for the closed days with the requirement that the LEA provide educational supports for the off-campus education of all students. The waivers will be granted as long as the district commits to supporting students instructionally while absent from school grounds. This attestation will be required to be submitted with the waiver.

**ADMINISTRATIVE CONSIDERATION/FACTS AND ANSWERS:**

Attestation Attached for Consideration by the Board of Trustees.

**RECOMMENDED BOARD ACTION:**

- Approve of the district applying for the Missed School Days Waiver via TEA.
- Approve of the Superintendent’s Attestation stating that the district provided parents/guardians with the educational resources necessary to support an instructional program for students remotely due to the COVID-19 Pandemic.

**SUBMITTED BY:** Dr. George McFarland, Asst. Superintendent/Business & Support Services

**SUPERVISOR:** Dr. Carl Dethloff, Superintendent

**Approved for presentation to the Board of Education:**

**Amount:** \_\_\_N/A\_\_\_  
**Budgeted** \_\_\_Yes \_\_\_No

**Dr. Carl Dethloff**  
**Superintendent of Schools**



# Closed, But Committed to Providing Instruction

## SECTION I: Information/Requirements

If an LEA has closed school due to COVID-19, the agency will provide missed school day waivers for the closed days with the requirement that the LEA provide educational supports for the off-campus education of all students. The waivers will be granted as long as the district commits to supporting students instructionally while absent from school grounds. This attestation will be required to be submitted with the waiver.

The school district or charter school is responsible for providing all necessary educational resources to a student’s parent/guardian and must also provide guidance on how the instruction is to be delivered to the student. Texas Education Agency (TEA) auditors may perform random audits to ensure that school districts and charter schools provided the necessary educational resources.


## SECTION II: Attestation Statement

San Angelo ISD

*attests that parents/guardians are being provided with the educational resources and implementation assistance necessary to support an instructional program that will be provided off-campus to students who are absent due to concerns about the potential of illness or actual illness associated with COVID-19.*

## SECTION III: Signatures

District Name	Superintendent Name	Board President Name
San Angelo ISD	Dr. Carl Dethloff	Lanny Layman

Date	Superintendent Signature
6/1/20	
I, the superintendent of schools, attest that the district will comply with the requirements of the waiver application for the 2019-20 school year if granted.	

Date	Board President Signature
6/8/20	
I, the Board President, attest that the district will comply with the requirements of the waiver application for the 2019-20 school year if granted.	

**Attach completed attestation form to a 2019-20 Missed School Day Waiver request in TEAL no later than June 18, 2020**



# Waivers

**2019-2020 Application for Missed School Days Waiver** **Waiver ID: 54033**

**Application Information**

<b>Category:</b> Attendance	<b>Creator:</b> Carl Dethloff, District Superintendent	<b>Status:</b> Draft
<b>Creation Date:</b> 6/2/2020	<b>Approving Superintendent:</b>	<b>Assigned To:</b>

<p><b>LEA Contact</b></p> <p><b>Full Name:</b> Shelly Hullihen  <b>Phone:</b> (325) 947-3838 Ext: 507  <b>Email:</b> shullihen@saisd.org</p>	<p><b>LEA Information</b></p> <p><b>LEA:</b> SAN ANGELO ISD (226903)  <b>Address:</b> 1621 UNIVERSITY AVE, SAN ANGELO, TX 76904-5164  <b>Phone:</b> (325) 947-3838 Ext: 202</p>
--	---

**Date of LEA Board of Trustees Approval**

**Date:** 6/2/2020

**Special Instructions**

Missed School Days Waiver, pursuant to TEC 25.081, allows the district or campus to request a waiver if instructional days are missed due to weather, health, safety, or other issues. This application is due no later than July. Refer to the Student Attendance Accounting Handbook 3.8.1.3 for additional information on Missed School Day Waivers.

Note: A district may request this waiver for additional school days missed because of weather, safety, or health issues beyond the two days that must be made up with the district's two designated makeup days or additional minutes built into the originally adopted calendar.

You may enter each campus and the number of minutes attended on that date individually within a single waiver application. Alternatively, if your district was closed you may select "All Campuses". If the number of minutes of operation varies by campus on the missed school day for "All Campuses", please report the greatest number of minutes on the date school was missed in the "Number of Minutes Per Day". Please note that in PEIMS you will claim the actual number of minutes your district was scheduled to operate on the specific date by campus. The waiver minute reporting is used to total the number of attendance related waiver minutes by year. Per Student Attendance Accounting Handbook 3.8.2 Closures for Bad Weather or Other Issues of Health or Safety, you are limited to 4,200 minutes for attendance waivers of any kind.

**LEA Summary**

Campus Name	Reason(s)	Minutes	Explanation	Date
				2020-03-16
				2020-03-17
				2020-03-18
				2020-03-19
				2020-03-20
				2020-03-23
				2020-03-24
				2020-03-25
				2020-03-26
All Campuses	Health, Safety	469	COVID-19	2020-03-27
				2020-03-30
				2020-03-31
				2020-04-01
				2020-04-02
				2020-04-03
				2020-04-06
				2020-04-07
				2020-04-08
				2020-04-09
				2020-04-13
				2020-04-14
				2020-04-15
				2020-04-16
				2020-04-17
				2020-04-20
				2020-04-21
				2020-04-22
				2020-04-23
				2020-04-24
				2020-04-27
				2020-04-28
				2020-04-29
				2020-04-30
All Campuses	Health, Safety	469	COVIS-19	2020-05-01
				2020-05-04
				2020-05-05
				2020-05-06
				2020-05-07
				2020-05-08
				2020-05-11
				2020-05-12
				2020-05-13
				2020-05-14
				2020-05-15
				2020-05-18
				2020-05-19
				2020-05-20
				2020-05-21
				2020-05-22
All Campuses	Health, Safety	469	COVID-19	2020-05-26
				2020-05-27
				2020-05-28
All Campuses	Health, Safety	300	COVID-19	2020-05-29

**LEA Attachments (0)**

There are no LEA attachments.

**BOARD AGENDA REPORT**

**SAN ANGELO INDEPENDENT SCHOOL DISTRICT**

**DATE:** June 15, 2020

**SUBJECT:** COVID Related Waiver – CPR Instruction Waiver

**BACKGROUND INFORMATION REASON FOR BOARD CONSIDERATION:**

School districts are required to provide instruction to students in grades 7 through 12 in cardiopulmonary resuscitation (CPR). If seniors have not completed this requirement, a school district should request a waiver of the requirement from the Commissioner.

**ADMINISTRATIVE CONSIDERATION/FACTS AND ANSWERS:**

Waiver attached for consideration by the Board of Trustees.

**RECOMMENDED BOARD ACTION:**

Approve the district applying for the CPR Instruction Waiver

**SUBMITTED BY:** Shelly Hullihen, Deputy Superintendent

**SUPERVISOR:** Dr. Carl Dethloff

**Approved for presentation to the Board of Education:**

**Amount:** \_\_\_\_\_

**Budgeted** \_\_\_Yes \_\_\_No

**Dr. Carl Dethloff**

**Superintendent of Schools**



# Waivers

2019-2020 Application for Other Waiver

Waiver ID: 54466

### Application Information

Category: General

Creator: Carl Dethloff, District Superintendent

Status: Draft

Creation Date: 6/4/2020

Approving Superintendent:

Assigned To:

### LEA Contact

Full Name: Shelly Hullihen

Phone: (325) 947-3838 Ext: 507

Email: shullihen@saisd.org

### LEA Information

LEA: SAN ANGELO ISD (226903)

Address: 1621 UNIVERSITY AVE, SAN ANGELO, TX 76904-5164

Phone: (325) 947-3838 Ext: 202

### Date of LEA Board of Trustees Approval

Date: 6/4/2020

### Special Instructions

This waiver allows districts and charter schools to request a waiver of a requirement, restriction, or prohibition imposed by the Texas Education Code (TEC) or rule of the board or commissioner, except as prohibited by TEC § 7.056 (e).

### Waiver Description

Enter a brief waiver description:

Waiver from the CPR instruction requirement due to COVID-19

### General Questions

1. Give a brief narrative description of the requested waiver.

Waiver from the CPR instruction requirement due to COVID-19

2. Does the district or campus plan reflect the need for this waiver? If yes, what is the specific objective impacted by the waiver?

N/A

3. Cite the section(s) of the Texas Education Code or the Texas Administrative Code that the district or campus wishes to waive.

TEC 28.0023 and applicable rules TAC 74.38

**4. Describe the plan to be implemented, if the waiver is granted.**

N/A

**5. How will granting this waiver help achieve the district's or campus' objective?**

N/A

**6. Please explain how the school district or campus will evaluate the impact of the waiver towards meeting the district's or campus' goal.**

N/A

**Requested Years**

2019-2020

**LEA Attachments (0)**

There are no LEA attachments.

**BOARD AGENDA REPORT**

**SAN ANGELO INDEPENDENT SCHOOL DISTRICT**

**DATE:** June 15, 2020  
**SUBJECT:** **Approval of Bids for the Child Nutrition Dept. for the 2020-2021 School Year – Warehouse Products**

**BACKGROUND INFORMATION REASON FOR BOARD CONSIDERATION:**

Request for Proposals were received from companies pertaining to the purchase of Warehouse Products for the Child Nutrition Department for the 2020-21 school year.

**ADMINISTRATIVE CONSIDERATION/FACTS AND ANSWERS:**

As per Board Policy CHC-2 (Local), it is recommended that Warehouse Products for the 2020-21 school year be awarded to the companies listed on the attached page.

Tabulations of bids are attached for reference.

**RECOMMENDED BOARD ACTION:**

The Administration recommends approval of these bids as presented.

**SUBMITTED BY:** Michelle Helms, Child Nutrition Director  
**SUPERVISOR:** Dr. George McFarland, Assistant Superintendent of Business & Support Services

**Approved for presentation to the Board of Education:**

**Amount:** \$1,029,616.63  
**Budgeted**  Yes  No

**Dr. Carl Dethloff**  
**Superintendent of Schools**

San Angelo Independent School District  
Child Nutrition Services  
Michelle Helms, Director  
305 Baker, San Angelo, Texas 76903  
Phone (325) 659-3615

**Warehouse Products  
2020-21 School Year  
RFP #21-2**

Sealed proposals were received from sixteen (16) companies pertaining to the purchase of Warehouse Products for the Child Nutrition Department. Bids will be awarded to the following eleven (11) companies in the total amount of \$1,029,616.63

<b>Company</b>	<b>Address</b>	<b>Amount</b>
Sysco West Texas		616,300.70
Gregory Packaging		153,360.00
Braun Beef Co, Inc.		88,174.60
Churchfield Trading Co		49,854.50
Schreiber Foods		45,095.40
Foster Farms		34,583.07
Superbakery		13,061.50
Daxwell, LLC		12,680.60
Empire Paper Company		9,320.51
Bush Brothers & Co		4,238.25
Wallace		2,947.50
	<b>Total</b>	<b>\$1,029,616.63</b>

San Angelo Independent School District

Child Nutrition Services

2020-21 School Year

Warehouse Products RFP #21-2

Award	Approved Product	Unique Product - No Sample Required	Minimum Req.	Label Received
Do Not Award	Not Approved	Pack / Weight Change	Sample Received	Duplicate

Interflex #	Product and Description	Pack	Quantity	Bidding Vendor	Vendor Pack Size	Unit Price	Notes	District Serving Cost Check	Final / Adj Quantity For Ordering	District Code of Explanation	District Total Cost Check
<b>Frozen - Bakery/Bread/Tortilla</b>											
1	Bakery Products. Cupcake, whole grain vanilla frosted for celebration days. Must equal 1/2 oz. equivalent grains, be I/W. MUST be smart snack compliant. Goodyman	72 / 1.5 Ounces	150 Cases	Super Bakery, Inc.	72 / 1.5 Ounces	\$25.29	200 cs. Mixed prod. Minimum for delivery	0.3513	150	E7	\$ 3,793.50
				Sysco West Texas	72 / 1.5 Each	\$26.85		0.3729	150	\$ 4,027.50	
2	Bakery Products. Bread, Panini style grill marked, WGR, 1 serving equivalent to 2.25 oz. grains. Should contain not HFCS. Heat and Serve. Smart snack compliant. Pillsbury or approved equal.	96 / 1.5 Ounces	30 Cases	Sysco West Texas	96 / 1.8 Each	\$24.48		0.2550	25		\$ 612.00
3	Buns & Rolls: dinner, roll, whole grain, dough, proof and bake. 1 oz grain equivalent	288 / 1.25 Ounces	450 Cases	Sysco West Texas	288 / 1.25 Each	\$25.18		0.0874	450		\$ 11,331.00
4	Buns & Rolls: dinner, roll, whole grain, dough, proof and bake. 2 oz Grain equivalent Rich's, Bridgeford, or Approved Equivalent	160 - 200 / 2.0 - 2.4 Ounces	250 Cases	Sysco West Texas	160 / 2.5 Each	\$22.78		0.1424	250		\$ 5,695.00
5	Buns & Rolls: dinner, roll, whole-wheat, sliced, whole grain, enriched, frozen. &#8805;50% Whole Wheat Flour  Minimum Weight Criteria Required per Roll: Must equal 1 oz. equivalent grains for USDA Child Nutrition Programs  Must equal 1 oz. equivalent of grains.  Approved Super Bakery Ultra 8669	288 / 1.1 Ounces	500 Cases	Super Bakery, Inc.	288 / 1.3 Ounces	\$37.75	200 cs. Mixed prod. Minimum for delivery	0.1311	423		\$ 15,968.25
				Sysco West Texas	288 / 1.2 Each	\$40.88		0.1419	458	\$ 18,723.04	
6	Tortillas & Wraps: frozen/refrigerated, plain, corn, enriched flour. Please include grain equivalency or signed ingredient statement.	10 / 1.0 Dozen	200 Dozens	Sysco West Texas	12 / 60.0 Each	\$25.74		0.0358	3		\$ 77.22
				Mrs Rios Corn Products	18.0 Count	\$0.55	18 ct. White Maseca	0.0306	133	E8	\$ 73.15
				Mrs Rios Corn Products	25.0 Count	\$1.50	200ct Taco Shell	0.0600	200	E8	\$ 300.00
7	Flour. Tortillas. 8" (Frozen)	6 / 24.0 Count	250 Cases	Sysco West Texas	12 / 12.0 Dozen	\$22.24		0.1544	250		\$ 5,560.00
				Mrs Rios Corn Products	10.0 Count	\$0.93	La Bonita 7" Flour	0.0930	3600	E8	\$ 3,348.00
				Mrs Rios Corn Products	12.0 Count	\$1.08	La Grande 9" Flour	0.0900	3000	E8	\$ 3,240.00
8	Bread. FROZEN - WGR Texas Toast 1 slice at a minimum to equal 1.0 oz. grain equivalent		50 Cases	Sysco West Texas	125 / 1.0 Each	\$22.31		0.1785	50		\$ 1,115.50
9	Bread: french. 1 serving equal to 2.0 oz. grain equivalent. Should contain no high fructose corn syrup. Heat and Serve Smart snack compliant Pillsbury or approved equal	96 / 1.8 Ounces	25 Cases	Sysco West Texas	96 / 1.8 Each	\$27.30		0.2844	25		\$ 682.50
10	Breakfast Rounds & Squares. Frozen. WGR Dutch style waffle Each waffle at a minimum to equal 2 oz. grain equivalent	48.0 Count	50 Cases	Sysco West Texas	48 / 1.0 Each	\$20.70		0.4313	50		\$ 1,035.00

San Angelo Independent School District

Child Nutrition Services

2020-21 School Year

Warehouse Products RFP #21-2

Award	Approved Product	Unique Product - No Sample Required	Minimum Req.	Label Received
Do Not Award	Not Approved	Pack / Weight Change	Sample Received	Duplicate

Interflex #	Product and Description	Pack	Quantity	Bidding Vendor	Vendor Pack Size	Unit Price	Notes	District Serving Cost Check	Final / Adj Quantity For Ordering	District Code of Explanation	District Total Cost Check
11	Pancakes: buttermilk, whole grain, frozen, heat & serve, individually wrapped.	144 / 1.3 Ounces	250 Cases	Sysco West Texas	72 / 3.17 Each	\$26.84		0.3728	206		\$ 5,529.04

San Angelo Independent School District

Child Nutrition Services

2020-21 School Year

Warehouse Products RFP #21-2

Award	Approved Product	Unique Product - No Sample Required	Minimum Req.	Label Received
Do Not Award	Not Approved	Pack / Weight Change	Sample Received	Duplicate

Interflex #	Product and Description	Pack	Quantity	Bidding Vendor	Vendor Pack Size	Unit Price	Notes	District Serving Cost Check	Final / Adj Quantity For Ordering	District Code of Explanation	District Total Cost Check
12	Pancakes: blueberry, miniature, whole grain, frozen, individually wrapped.	72 / 3.03 Ounces	250 Cases	Sysco West Texas	72 / 3.03 Each	\$26.52		0.3683	250		\$ 6,630.00
13	Croissants: whole grain, commercially baked, frozen. CHOCOLATE CRESCENT ROLLS	72 / 2.29 Ounces	100 Cases	Sysco West Texas	72 / 2.29 Each	\$30.22		0.4197	100		\$ 3,022.00
<b>Frozen - Entre Items</b>											
14	Wrapped Sausage: whole grain batter, pancake, with sticks. Sausage Pancake Stick Fully cooked, breaded with grains, &#8805; 50% Whole Grain flour. Must equal 1 oz. equivalent Whole Grain and 1.00 oz. equivalent meat/meat alternate CN Label or Product Analysis Required  Approved: Jimmy Dean 19010, Don Lee, or approved equivalent (sample required)	60 / 2.5 Ounces	4,000 Cases	Sysco West Texas	60 / 2.51 Each	\$18.82		0.3137	4000		\$ 75,280.00
				Foster Farms	56 / 2.85 Ounces	\$17.00	Our case is packed 56 vs. 60 per cs specified. Adjusted total case quantity	0.3036	4286	E1	\$ 72,862.00
				Foster Farms	68 / 2.85 Ounces	\$23.00	Product is IW. Our case is packed 68 vs. 60 case specified. Adjusted ttl case volume accordingly	0.3382	3529	E1	\$ 81,167.00
				Braun Beef	60 / 2.5 Ounces	\$18.72	Min ship- 481cs or 5000# combined Tyson	0.3120	4000		\$ 74,880.00
16	Burrito: bean & cheese, whole grain, precooked, frozen. Must equal 2 grains meat/ma and 2 oz. equivalent grains.	60 / 5.5 Ounces	150 Cases	Sysco West Texas	60 / 5.0 Each	\$39.80		0.6633	150		\$ 5,970.00
				Foster Farms	60 / 5.0 Ounces	\$38.27		0.6378	150		\$ 5,740.50
17	Entree. Breakfast Burrito - Sausage, Egg, and Cheese FROZEN. (Sample Required)	96 / 3.5 Ounces	250 Cases	Sysco West Texas	96 / 3.5 Each	\$52.82		0.5502	250		\$ 13,205.00
				Foster Farms	90 / 3.5 Ounces	\$43.71	Our case is packed 90 vs. 96 ct specified. Adusted ttl cases accordingly	0.4857	267		\$ 11,670.57
				Foster Farms	96 / 3.5 Ounces	\$50.79		0.5291	250		\$ 12,697.50
18	Entree. Breakfast Burrito- Potato, Egg, & Cheese. Frozen. (Sample required)	96 / 3.5 Ounces	250 Cases					<b>NO BIDS</b>	250		\$ -
19	Entree. Breakfast Burrito - Bacon, Egg, & Cheese. Frozen. (Sample Required)	96 / 3.5 Ounces	250 Cases	Braun Beef	96 / 5.5 Ounces	\$87.50	Min ship 180cs	0.9115	250		\$ 21,875.00
22	Peanut Butter Sandwich: frozen, individually wrapped, crustless, wheat, strawberry jelly, whole grain.	72 / 2.6 Ounces	150 Cases	Sysco West Texas	72 / 2.6 Each	\$38.37		0.5329	150		\$ 5,755.50
				Braun Beef	72 / 2.6 Ounces	\$37.84	Min ship 171cs assorted Uncrustables	0.5256	150	E2	\$ 5,676.00
23	Peanut Butter Sandwich: frozen, individually wrapped, crustless, wheat, grape jelly, whole grain.	72 / 2.6 Ounces	150 Cases	Sysco West Texas	72 / 2.6 Each	\$36.74		0.5103	150		\$ 5,511.00
				Braun Beef	72 / 2.6 Ounces	\$36.24	Min ship 171cs assorted Uncrustables	0.5033	150	E2	\$ 5,436.00
24	Sandwiches. Peanut Butter & Jelly Graham Cracker Sandwich. WG - GRAPE	160 / 2.2 Ounces	100 Cases					<b>NO BIDS</b>	100		\$ -
25	Sandwiches. Peanut Butter & Jelly Graham Cracker Sandwich. WG - STRAWBERRY	160 / 2.2 Ounces	100 Cases					<b>NO BIDS</b>	100		\$ -

San Angelo Independent School District

Child Nutrition Services

2020-21 School Year

Warehouse Products RFP #21-2

Award	Approved Product	Unique Product - No Sample Required	Minimum Req.	Label Received
Do Not Award	Not Approved	Pack / Weight Change	Sample Received	Duplicate

Interflex #	Product and Description	Pack	Quantity	Bidding Vendor	Vendor Pack Size	Unit Price	Notes	District Serving Cost Check	Final / Adj Quantity For Ordering	District Code of Explanation	District Total Cost Check
26	Corn Dogs: turkey. MINI- Turkey Corn Dog Fully cooked and breaded with &#8805; 50% Whole Grain flour 6 Must equal 2 oz. equivalent meat/meat alternate and 2 oz. equivalent grains SAMPLE REQUIRED CN Label Required	714 / 0.67 Ounces	75 Cases	Sysco West Texas	240 / 0.72 Each	\$22.94		0.5735	223		\$ 5,115.62
				Foster Farms	239 / 0.67 Ounces	\$19.00	Our case is packed 239 vs. 714 each's as specified. Ajusted ttl cases accordingly. Service size is six for 2 M	0.4770	224	\$ 4,256.00	
28	Egg Roll: pork & vegetable, whole grain, frozen, precooked. Indicate with cn label or product analysis if it provides 1 oz. meat/ma and 1.0 oz equivalent grains. Indicate if smart snack approved.	1 / 100.0 Count	150 Cases	Sysco West Texas	60 / 3.0 Each	\$31.61		0.5268	250		\$ 7,902.50
				Braun Beef	60 / 3.0 Ounces	\$31.33	Min Ship 160cs	0.5222	250	E2	\$ 7,832.50
29	Pasta. Japanese Yakisoba noodles made from wheat flour. Ready to use for stir fry or cold noodle soup. Provide grain equivalency per serving.	6 / 5.0 Pounds	50 Cases	Sysco West Texas	6 / 5.0 Pounds	\$48.88		0.2546	50		\$ 2,444.00

**Frozen - GLUTEN FREE Items**

30	Pizza, Stromboli & Calzones. GLUTEN FREE - Pepperoni Pizza	1 / 24.0 Count	10 Cases					NO BIDS	10		\$ -
31	Pizza, Stromboli & Calzones. GLUTEN FREE - Cheese Pizza	1 / 24.0 Count	10 Cases					NO BIDS	10		\$ -
32	Chicken: bite/chunk, gluten-free.	12 / 5.5 Ounces	15 Cases					NO BIDS	15		\$ -
33	Corn Dogs: chicken, with sticks. GLUTEN FREE	96 / 2.67 Ounces	5 Cases	Sysco West Texas	8 / 12.0 Dozen	\$42.15		0.4391	5		\$ 210.75
				Foster Farms	8 / 12.0 Count	\$39.20	96 corn dogs case	0.4083	5		\$ 196.00
34	Bread: sliced, gluten free, frozen.	1 / 24.0 Count	10 Packages	Sysco West Texas	8 / 14.0 Each	\$31.24		0.4881	3		\$ 93.72
35	Buns & Rolls: hamburger, bun, gluten free.	1 / 24.0 Count	10 Packages					NO BIDS	10		\$ -
36	Buns & Rolls: hot dog, gluten free.	1 / 24.0 Count	10 Packages					NO BIDS	10		\$ -

**Frozen - Meat Products (Beef / Poultry / Seafood)**

37	Beef: meatball, cooked, frozen. 100% Beef. 5 meatballs to equal 2 meat/meat alternates Allergen Free CN Label Required Advance Pিরre Deluxe 1-17-305-0 or equal Approved Equivalent (Sample Required)	960 / 0.5 Ounces	100 Cases	Sysco West Texas	1 / 30.0 Pounds	\$107.30		0.5589	100		\$ 10,730.00
38	Beef: frozen. Fine ground, 85/15, LFT free.	4 / 5.0 Pounds	350 Cases (7000 pounds)	Sysco West Texas	4 / 5.0 Pounds	\$3.67	Verified with vendor. Price per case is actually 73.40 (4/5. pound). The price, \$3.67 is per pound)	3.6700	7000		\$ 25,690.00

San Angelo Independent School District

Child Nutrition Services

2020-21 School Year

Warehouse Products RFP #21-2

Award	Approved Product	Unique Product - No Sample Required	Minimum Req.	Label Received
Do Not Award	Not Approved	Pack / Weight Change	Sample Received	Duplicate

Interflex #	Product and Description	Pack	Quantity	Bidding Vendor	Vendor Pack Size	Unit Price	Notes	District Serving Cost Check	Final / Adj Quantity For Ordering	District Code of Explanation	District Total Cost Check
39	Beef: flame broiled, reduced fat, low sodium, frozen. 100% beef, must equal 2 oz. meat/meat alternate. CN Label Required	88 / 2.7 Ounces	100 Cases	Sysco West Texas	115 / 2.2 Each	\$76.02		0.6610	77		\$ 5,853.54

San Angelo Independent School District

Child Nutrition Services

2020-21 School Year

Warehouse Products RFP #21-2

Award	Approved Product	Unique Product - No Sample Required	Minimum Req.	Label Received
Do Not Award	Not Approved	Pack / Weight Change	Sample Received	Duplicate

Interflex #	Product and Description	Pack	Quantity	Bidding Vendor	Vendor Pack Size	Unit Price	Notes	District Serving Cost Check	Final / Adj Quantity For Ordering	District Code of Explanation	District Total Cost Check
41	Hot Dogs: turkey, 8:1. Franks Turkey Must equal 2 oz. equivalent meat/meat alternate  CN Label Required	80 / 2.0 Ounces	100 Cases	Sysco West Texas	2 / 5.0 Pounds	\$18.04		0.2255	100		\$ 1,804.00
42	Chicken: tender, hot & spicy, breaded, whole grain, mix of white & dark meat, frozen. 1.14 oz, 3 to equal 2 meat/meat alternative  CN Label Required Approved Tyson 70344 or Approved Equivalent (Sample Required)	144 / 1.11 Ounces	80 Cases	Sysco West Texas	4 / 1.0 Each	\$54.76		0.3675	80		\$ 4,380.80
43	Chicken: nugget, breaded, whole grain, mix of white & dark meat, frozen.	670 / 0.79 Ounces	50 Cases	Sysco West Texas	4 / 1.0 Each	\$54.34		0.2890	36		\$ 1,956.24
				Rich Chicks	4 / 5.0 Pounds	\$50.73		0.4741	63		\$ 3,195.99
44	Chicken: tender, breaded, whole grain, mix of white & dark meat, frozen. CHICKEN-TENDERLOINS	176 / 1.41 Count	250 Cases	Sysco West Texas	4 / 1.0 Each	\$54.09		0.3606	98		\$ 5,300.82
				Rich Chicks	4 / 5.0 Pounds	\$50.73		0.4741	137		\$ 6,950.01
45	Lunchmeat: turkey, breast, roasted, sliced, thin, reduced sodium, frozen. Must indicate how many slices to equal a 2 oz. meat/ma for NSLP.  CN Label Required	6 / 5.0 Pounds	75 Cases					<b>NO BIDS</b>	75		\$ -
46	Lunchmeat: ham, sliced, thin, reduced sodium, frozen. Must provide CN label or signed statement with the amount required to equal 2 oz. meat/ma for the NSLP.	6 / 5.0 Pounds	120 Cases					<b>NO BIDS</b>	120		\$ -
48	Liquid Eggs: whole, plain, frozen, homogenized, pasteurized. Eggs Frozen, Whole Eggs  Approved: Rembrandt 3321-011-600 Rembrandt 3321-003-500-000 Papetti's 46025-65123	1 / 5.0 Pounds	500 Each	Sysco West Texas	6 / 5.0 Pounds	\$42.07		0.1431	84		\$ 3,533.88
				Braun Beef	6 / 5.0 Pounds	\$43.06	Min ship 34cs	0.1595	84		\$ 3,617.04
<b>Frozen - Dairy / Non-Dairy</b>											
50	Margarine: bulk, solid, vegetable oil, salted, fortified, trans fat free, cholesterol free. Margarine, Vegetable oil blend.	30 / 1.0 Pounds	150 Cases	Sysco West Texas	30 / 1.0 Pounds	\$25.22		0.8407	150		\$ 3,783.00
51	Dairy & Non-Dairy. Cheese - Mozzarella, Shredded Made with cultured pasteurized part-skim milk individually packaged; no cheese food or cheese substitute  Approved Brands (or approved equal): Land O'Lakes 41698	1 / 5.0 Pounds	250 Cases	Sysco West Texas	4 / 5.0 Pounds	\$49.49		2.4745	63		\$ 3,117.87
				Braun Beef	4 / 5.0 Pounds	\$45.90	Min ship- 250cs assorted Bongards	2.2950	63	E2	\$ 2,891.70
52	Cheese: american, sliced, yellow, plain, part skim, reduced sodium, bulk. (easy to separate slices)	6 / 5.0 Pounds	200 Cases	Sysco West Texas	6 / 5.0 Pounds	\$70.81		2.3603	200		\$ 14,162.00
				Braun Beef	4 / 5.0 Pounds	\$37.99	Min ship- 250cs assorted Bongards	1.8995	300		\$ 11,397.00

San Angelo Independent School District

Child Nutrition Services

2020-21 School Year

Warehouse Products RFP #21-2

Award	Approved Product	Unique Product - No Sample Required	Minimum Req.	Label Received
Do Not Award	Not Approved	Pack / Weight Change	Sample Received	Duplicate

Interflex #	Product and Description	Pack	Quantity	Bidding Vendor	Vendor Pack Size	Unit Price	Notes	District Serving Cost Check	Final / Adj Quantity For Ordering	District Code of Explanation	District Total Cost Check
53	Cheese: mozzarella, shredded, white, plain, part skim, pasteurized, bulk. No cheese food or cheese substitute.	4 / 5.0 Pounds	45 Cases	Sysco West Texas	4 / 5.0 Pounds	\$49.49		2.4745	45		\$ 2,227.05

San Angelo Independent School District

Child Nutrition Services

2020-21 School Year

Warehouse Products RFP #21-2

Award	Approved Product	Unique Product - No Sample Required	Minimum Req.	Label Received
Do Not Award	Not Approved	Pack / Weight Change	Sample Received	Duplicate

Interflex #	Product and Description	Pack	Quantity	Bidding Vendor	Vendor Pack Size	Unit Price	Notes	District Serving Cost Check	Final / Adj Quantity For Ordering	District Code of Explanation	District Total Cost Check
<b>Frozen - Sauce / Condiments</b>											
54	Condiments. Sauce(Frozen), Less sodium Teriyaki sauce, should be traditional Asian style sauce with spices for sweet and spicy flavor. Should contain no HFCS. No added MSG. No more than 275 mg of sodium per 2 TBSP. of sauce. Minh 69144 or approved equivalent.	6 / 80.0 Ounces	30 Cases	Sysco West Texas	5 / 6.0 Pounds	\$46.96	367 servings (.1547 / serving) (.0978 per ounce)	0.0978	30		\$ 1,408.80
55	Condiments. Sauce (Frozen), Less sodium Orange sauce, should be traditional Asian style sauce with spices for sweet and spicy flavor. Should contain no HFCS. No added MSG. No more than 275 mg of sodium per 2 TBSP. of sauce.	6 / 80.0 Ounces	30 Cases	Sysco West Texas	5 / 6.0 Pounds	\$46.96	393 servings (.1195/serving)(0.97/ounce)	0.0978	30		\$ 1,408.80
<b>Frozen - Vegetables / Fruits</b>											
56	Potatoes: french fries, sweet potato, oven ready, frozen, domestic, grade a/fancy. 6/2.5 lb	6 / 2.5 Ounces	900 Cases	Sysco West Texas	6 / 2.5 Pounds	\$24.50	78.43 servings (0.3124/serving)	0.1021	900		\$ 22,050.00
57	Potatoes: diced   cubed, hash brown, oven ready, frozen, grade a/fancy.	6 / 6.0 Pounds	250 Cases	Sysco West Texas	6 / 5.0 Pounds	\$31.05		1.0350	300		\$ 9,315.00
59	Potatoes: waffle   crisscut, sweet potato, oven ready, frozen, domestic, grade a/fancy. Please include number of 1/2 cup servings per case.	6 / 2.5 Pounds	800 Cases	Sysco West Texas	6 / 2.5 Pounds	\$24.97	81.91 servings @ .3048/serving	1.6647	800		\$ 19,976.00
60	Squash: zucchini, sliced/coins, grade a, frozen, domestic only.	6 / 2.5 Pounds	75 Cases	Sysco West Texas	12 / 32.0 Each	\$24.72		1.0300	47		\$ 1,161.84
62	Broccoli: florets, frozen, grade a, domestic only.	12 / 2.5 Pounds	1,000 Cases	Sysco West Texas	12 / 2.0 Pounds	\$30.70	11 per container 132 per case. \$0.2326/serving	1.2792	1250		\$ 38,375.00
63	Vegetable Mix/Blend: california blend. CALIFORNIA BLEND to contain: Cauliflower, Broccoli, and Carrots ONLY. Frozen USDA, Grade A NO BULK PACK	12 / 2.0 Pounds	520 Cases	Sysco West Texas	12 / 2.0 Pounds	\$22.58	11 per container. 132 per case. \$0.1711/serving	0.9408	520		\$ 11,741.60
64	Carrots: crinkle cut, bulk, frozen, domestic only, grade a.	6 / 2.0 Pounds	25 Cases	Sysco West Texas	12 / 2.0 Pounds	\$23.88	11 per container. 132 per case. \$0.1809/serving	0.9950	13		\$ 310.44
66	Vegetable Mix/Blend. MONTEREY BLEND to contain: 30% Broccoli Florets, 24% Cauliflower, 23% Bias Cut Carrots, 23% Bias Cut Yellow Carrots Frozen USDA, Grade A	8 / 3.0 Pounds	250 Cases	Sysco West Texas	8 / 3.0 Pounds	\$35.64	120 servings @ .2970/ serv	1.4850	250		\$ 8,910.00
67	Vegetable Mix/Blend: grade a, domestic only, bulk, frozen. TUSCAN BLEND to contain: 40% Whole Green Beans, 25% Bias Cut Carrots, 15% Yellow Squash, 10% Zucchini, 10% Red Pepper Strips	8 / 3.0 Pounds	225 Cases	Sysco West Texas	8 / 3.0 Pounds	\$33.57	112.28 servings @ .2990	1.3988	225		\$ 7,553.25
68	Vegetable Mix/Blend: 5-way, antigua, grade a, domestic only, bulk, frozen. ANTIGUA BLEND to contain: 22% Whole Green Beans, 22% Broccoli Florets, 22% Cauliflower, 21% Baby Whole Carrots, 13% Red Pepper Strips	8 / 3.0 Pounds	150 Cases	Sysco West Texas	8 / 3.0 Pounds	\$33.32	120 servings @ .2777	1.3883	150		\$ 4,998.00
69	Corn: on the cob, husks/silk removed, frozen, grade b, domestic only. 5.5 inches in length.	1 / 48.0 Count	200 Cases	Sysco West Texas	1 / 96.0 Each	\$28.67	3"	0.2986	100		\$ 2,867.00
71	Vegetable Mix/Blend: fajita. FAJITA BLEND to contain: 45% Onions, 45% Green Peppers, 10% Red Peppers Frozen USDA, Grade A	12 / 2.0 Pounds	75 Cases	Sysco West Texas	12 / 32.0 Pounds	\$29.98	132 servings @\$ .2271	0.0167	75		\$ 2,248.50

San Angelo Independent School District

Child Nutrition Services

2020-21 School Year

Warehouse Products RFP #21-2

Award	Approved Product	Unique Product - No Sample Required	Minimum Req.	Label Received
Do Not Award	Not Approved	Pack / Weight Change	Sample Received	Duplicate

Interflex #	Product and Description	Pack	Quantity	Bidding Vendor	Vendor Pack Size	Unit Price	Notes	District Serving Cost Check	Final / Adj Quantity For Ordering	District Code of Explanation	District Total Cost Check
72	Vegetable Mix/Blend. ROASTED MEDITERRANEAN BLEND to contain: 20% Yellow Squash, 19% Carrots, 19% Zucchini 19% Green Beans, 9% Yellow Onions, 5% Red Bell Pepper, 5% Green Bell Pepper, 4% Yellow Bell Pepper  Frozen USDA, Grade A	6 / 2.5 Pounds	75 Cases	Sysco West Texas	6 / 2.5 Pounds	\$28.62	63.15 servings @ .4532	1.9080	75	E7	\$ 2,146.50
73	Vegetable Mix/Blend: corn, onions, peppers, red pepper. Chuckwagon corn, indicate number of 1/2 cup servings per case.  CHUCKWAGON CORN blend to contain: 70% Sweet Cut Corn, 10% Diced Onion 10% Diced Green Pepper, 10# Diced Red Pepper  Frozen - USDA, Grade A	6 / 2.0 Pounds	30 Cases	Sysco West Texas	12 / 2.0 Pounds	\$25.65	120 servings @ .2138	1.0688	15	E7	\$ 384.75
74	Vegetable Mix/Blend: grade a, domestic only, bulk, frozen. MEADOW BLEND - vegetable mix to contain 30% carrots, crinkle cut, 30% french cut green beans, 20% zucchini quartered, crinkle cut, 20% sliced yellow squash.	12 / 2.0 Pounds	40 Cases	Sysco West Texas	12 / 32.0 Pounds	\$26.30	120 servings @ .2192	1.0958	40		\$ 1,052.00
75	Vegetable Mix/Blend: beans, corn, onions, peppers, grade a, domestic only, bulk, frozen. FLAME ROASTED CORN AND BLACK BEAN FIESTA MIX: Indicate number of 1/2 cup servings per case.	6 / 2.5 Pounds	75 Cases	Sysco West Texas Bush Brothers & Company	6 / 2.5 Pounds 6 / 10.0 Cans	\$24.10 \$5.91	66.11 servings @ .3645  Unit price is per #10 can. Each 4.69 oz serving meets 2 m/ma and 1/2 cup Beans/Peas (legumes) veg. Serving price is per 1/2 cup serving (138 servings per case). Case price \$35.44. Minimum for delivery is 10,000 lbs. Items can be combined to meet minimum but must be ordered in even layers. TI x Hi: 8x7=56	0.3645 0.0428	75 75		\$ 1,807.50 \$ 443.25
76	Corn: bulk, frozen, grade a. FLAME-ROASTED SWEET CUT CORN	1 / 20.0 Pounds	50 Cases	Sysco West Texas	1 / 20.0 Pounds	\$35.43	109.96 servings @ 0.3222/serving	1.7715	50	E7	\$ 1,771.50
<b>Frozen - Juice / Yogurt</b>											
77	Juices & Drinks: orange, 100% juice, concentrate, non-carbonated, frozen, grade a.	1 / 32.0 Ounces	150 Each	Sysco West Texas	12 / 32.0 Pounds	\$61.04	Servings = 16 per container. 192 per case. \$.3179 / serving	0.1590	13		\$ 793.52
78	Desserts. Frozen Yogurt Strawberry Sorbet  Menchie's (Or approved equivalent)	96 / 4.0 Ounces	150 Cases					NO BIDS	150		\$ -
79	Desserts. Frozen Yogurt Chocolate  Menchie's (Or approved equivalent)	96 / 4.0 Ounces	100 Cases					NO BIDS	100		\$ -
80	Desserts. Frozen Yogurt Cookies & Cream  Menchie's (Or approved equivalent)	96 / 4.0 Ounces	150 Cases					NO BIDS	150		\$ -

San Angelo Independent School District

Child Nutrition Services

2020-21 School Year

Warehouse Products RFP #21-2

Award	Approved Product	Unique Product - No Sample Required	Minimum Req.	Label Received
Do Not Award	Not Approved	Pack / Weight Change	Sample Received	Duplicate

Interflex #	Product and Description	Pack	Quantity	Bidding Vendor	Vendor Pack Size	Unit Price	Notes	District Serving Cost Check	Final / Adj Quantity For Ordering	District Code of Explanation	District Total Cost Check
81	Desserts. Frozen Yogurt Cake Batter Menchie's (Or approved equivalent)	96 / 4.0 Ounces	150 Cases					<b>NO BIDS</b>	150		\$ -
<b>Frozen - Dairy / Non-Dairy</b>											
82	Dairy & Non-Dairy. Whipped Topping. Frozen in Pastry bag. Ready to use	12 / 16.0 Ounces	150 Cases	Sysco West Texas	12 / 16.0 Each	\$33.03	Servings = 45 per container. 540 / cs. \$0.0612	0.1720	150		\$ 4,954.50
<b>Frozen - Entre Items</b>											
83	Corn Dogs: chicken, with sticks, cooked, frozen, bulk. Approved: Foster Farms #95150 Or Approved Equivalent (Sample Required if not Listed)	72 / 4.0 Ounces	530 Cases	Sysco West Texas	72 / 4.0 Each	\$24.94	Servings = 72 per case	0.3464	530		\$ 13,218.20
				Foster Farms	72 / 4.0 Ounces	\$24.00	Servings = 72 per case	0.3333	530		\$ 12,720.00
<b>Frozen - Vegetables / Fruits</b>											
84	Carrots: diced, bulk, frozen, domestic only, grade a, grade b. or fancy	12 / 2.0 Pounds	100 Cases	Sysco West Texas	12 / 2.0 Pounds	\$18.17	Servings = 11 per container. 132 per case. @ .1377	0.7571	100		\$ 1,817.00
<b>Frozen - Entre Items</b>											
85	Wrapped Sausage: beef & pork, pork. Sausage roll, fully cooked skinless sausage breaded with whole grain flour, reduced sodium. Must equal 1 oz. meat/ma and 1 oz equivalent grains. CN label required. SAMPLE required. May bid Double B 4093/4693 and Lechi 65826 Not approved Lechi 60826	136 / 2.0 Ounces	1,500 Cases	Sysco West Texas	136 / 2.0 Each	\$46.80		0.3441	1500		\$ 70,200.00
<b>Frozen - Bakery/Bread/Tortilla</b>											
86	Waffles: whole grain, heat and serve, thaw and serve. (Sample Required)	144 / 1.3 Ounces	1,350 Cases	AP Food Sales	144.0 Each	\$16.16		0.1122	1350	E1	\$ 21,816.00
				Sysco West Texas	144 / 1.3 Each	\$17.00		0.1181	1350		\$ 22,950.00
<b>Dry Goods</b>											
100	Granulated Sugar: cane, white sugar, bulk.	1 / 50.0 Pounds	30 Each	Sysco West Texas	1 / 50.0 Pounds	\$26.94		26.9400	30		\$ 808.20
101	Brown Sugar.	1 / 25.0 Pounds	15 Each	Sysco West Texas	1 / 25.0 Pounds	\$22.59	1418 servings @0.0159	22.5900	15		\$ 338.85
102	Confectioners Sugar. powdered sugar.	1 / 25.0 Pounds	45 Each	Sysco West Texas	1 / 25.0 Pounds	\$22.59		22.5900	45		\$ 1,016.55
103	Baking Powder.	1 / 10.0 Pounds	10 Each	Sysco West Texas	4 / 10.0 Pounds	\$65.83		16.4575	3		\$ 197.49
104	Salad Dressing: ranch. Hidden Valley Ranch Mix The Original Ranch Attach product info to verify Yield per pack  Approved: Hidden Valley #21004 per SAISD student taste tests	18 / 3.2 Ounces	75 Cases	Sysco West Texas	18 / 3.2 Each	\$22.59		1.2550	75		\$ 1,694.25
105	Gravy: turkey, dry mix, pouch.	6 / 14.0 Ounces	36 Cases	Sysco West Texas	6 / 11.3 Each	\$20.08		3.3467	45		\$ 903.60
106	Gravy: brown, dry mix, pouch, low sodium.	1 / 7.5 Ounces	10 Each	Sysco West Texas	8 / 16.0 Each	\$34.66		0.2708	1		\$ 34.66

San Angelo Independent School District

Child Nutrition Services

2020-21 School Year

Warehouse Products RFP #21-2

Award	Approved Product	Unique Product - No Sample Required	Minimum Req.	Label Received
Do Not Award	Not Approved	Pack / Weight Change	Sample Received	Duplicate

Interflex #	Product and Description	Pack	Quantity	Bidding Vendor	Vendor Pack Size	Unit Price	Notes	District Serving Cost Check	Final / Adj Quantity For Ordering	District Code of Explanation	District Total Cost Check
107	Gravy: country, dry mix, fat free. Pepper Gravy  Country Style; Fat free, each package yields 1gallon add water only low sodium visible pepper flakes.  Attach product info to verify yield  Approved: Morrison #07244 Or Approved Equivalent (sample required if not listed above)	6 / 24.0 Ounces	100 Cases	Sysco West Texas	6 / 1.5 Each	\$14.27	Servings = 75 per container. 450 per case. @ 0.0317	0.0991	100		\$ 1,427.00
108	Cheese. Cheese Sauce Mix 12 gram serving (dry mix) &#8804; 290 mg Sodium Attach product info to verify Yield Ingredient labels and Nutritional Data Required Approved: Lasco #35542; Trio, Pioneer 94335, or Equal National Food Group #606903 Or approved equivalent. Sample required if not listed.	8 / 32.0 Ounces	100 Cases	Sysco West Texas	8 / 32.0 Each	\$43.59		0.1703	100		\$ 4,359.00
109	Beans: refried, vegetarian, dry, low sodium, domestic only.	6 / 27.0 Ounces	150 Cases	Sysco West Texas	6 / 29.77 Each	\$27.01		0.1512	136		\$ 3,673.36
110	Potatoes: instant/pearls/granules/flakes. Instant, School-Pak Potato. Low Sodium.  Approved: Basic American #81837 Or Approved Equivalent (Sample required if not listed)	6 / 3.55 Ounces	550 Cases	Sysco West Texas	6 / 3.55 Each	\$44.15		44.1500	550		\$ 24,282.50
111	Shells: taco, whole grain, whole grain corn, yellow corn, bulk. Approved: Mex Orig #24850-621 or approved equivalent (sample required if not listed)	1 / 200.0 Count	550 Cases	Sysco West Texas	1 / 6.5 Pounds	\$11.90	100 per case	0.1190	1100		\$ 13,090.00
112	Cookies: ready to serve, fortune, nut free, peanut free, individually wrapped.	500 / 0.2 Ounces	36 Cases	Sysco West Texas	1 / 6.0 Pounds	\$9.06		9.0600	38		\$ 344.28
113	Crackers: vanilla, graham, individual/single serve. 1-Grain Whole Grain Zero Trans Fat	150 / 1.0 Ounces	100 Cases	Sysco West Texas	300 / 2.0 Each	\$39.47	56 case minimum order	0.1316	50		\$ 1,973.50
				Braun Beef	150 / 1.0 Ounces	\$24.40	Min ship- 168 or 3 pallets assorted MJM/ 56cs per pallet	0.1627	100		\$ 2,440.00
114	Crackers: maple, graham, shaped, whole grain, individual/single serve. Zero trans fat. No HFCS. 1 Grain equivalent.	150 / 1.0 Ounces	100 Cases	Sysco West Texas	300 / 1.0 Each	\$39.47	56 case minimum order	0.1316	50		\$ 1,973.50
				Braun Beef	150 / 1.0 Ounces	\$24.87	Min ship- 168 or 3 pallets assorted MJM/ 56cs per pallet	0.1658	100		\$ 2,487.00
<b>Coatings, Oils, &amp; Shortenings</b>											
115	Food Release: pan coating, spray, butter flavor.	6 / 17.0 Ounces	40 Cases	Sysco West Texas	6 / 14.0 Each	\$23.14	3.86/cn	0.2755	49		\$ 1,133.86
				Braun Beef	6 / 17.0 Ounces	\$20.48	Min Ship 50cs. 3.41/cn	0.2008	40		\$ 819.20
116	Oil: canola, olive. Cooking oil 80/20 blend of NON GMO canola and extra virgin olive oil.  Containing 0g Trans Fats	1 / 1.0 Gallons	115 Each	Schreiber Foods International	4 / 3.0 Liters	\$33.15	Minimum Shipment is 2 pallets of mixed products (56 cases per pallet) 5 business days lead time	2.7625	36		\$ 1,193.40
				Sysco West Texas	4 / 1.0 Each	\$72.65		4.7985	29		\$ 2,106.85

San Angelo Independent School District

Child Nutrition Services

2020-21 School Year

Warehouse Products RFP #21-2

Award	Approved Product	Unique Product - No Sample Required	Minimum Req.	Label Received
Do Not Award	Not Approved	Pack / Weight Change	Sample Received	Duplicate

Interflex #	Product and Description	Pack	Quantity	Bidding Vendor	Vendor Pack Size	Unit Price	Notes	District Serving Cost Check	Final / Adj Quantity For Ordering	District Code of Explanation	District Total Cost Check
<b>Juice (Shelf Stable)</b>											
117	Juices & Drinks: orange tangerine, 100% juice, ready to drink, shelf stable. Approved: Juice Bowl #90037 Or Approved Equivalent (sample required if not listed)	40 / 4.23 Ounces	9,000 Cases	Juice Bowl (formerly CeBev LLC)	44 / 4.23 Ounces	\$6.60		0.1500	8182		\$ 54,001.20
				Juice Bowl (formerly CeBev LLC)	44 / 4.23 Ounces	\$7.08		0.1609	8182		\$ 57,928.56
				Apple & Eve L.L.C.	40 / 4.23 Ounces	\$6.15	Minimum Delivery: 4 pallets, 1 flavor per pallet	0.1538	9000		\$ 55,350.00
				Sysco West Texas	44 / 4.23 Each	\$9.62		0.2186	8182		\$ 78,710.84
				Gregory Packaging Inc.	40 / 4.23 Servings	\$5.68	Full Truck Load Minimum 3360 cases, Mix and Match available for aseptic juice boxes	0.1420	9000		\$ 51,120.00
				Braun Beef	40 / 4.23 Ounces	\$6.30	Min ship- 390cs assorted Jucie Juice	0.1575	9000		\$ 56,700.00
118	Juices & Drinks: apple, 100% juice, ready to drink. Approved: SunCup #400305; JuicyJuice #15794, JuiceBowl #90040, Apple & Eve Or Approved Equivalent (Sample Required if not listed)	40 / 4.23 Ounces	7,000 Cases	Juice Bowl (formerly CeBev LLC)	44 / 4.23 Ounces	\$6.30		0.1432	6364		\$ 40,093.20
				Apple & Eve L.L.C.	40 / 4.23 Ounces	\$6.15	Minimum Delivery: 4 pallets, 1 flavor per pallet	0.1538	7000		\$ 43,050.00
				Sysco West Texas	44 / 4.23 Each	\$9.17		0.2084	6364		\$ 58,357.88
				Gregory Packaging Inc.	40 / 4.23 Servings	\$5.68	Full Truck Load Minimum 3360 cases, Mix and Match available for aseptic juice boxes (Sun Cup)	0.1420	7000		\$ 39,760.00
				Braun Beef	41 / 4.23 Ounces	\$6.30	Min ship- 390cs assorted Jucie Juice	0.1537	6829		\$ 43,022.70
119	Juices & Drinks: grape, 100% juice, ready to drink. Approved: SunCup #400505, JuiceBowl #90042 Or approved equivalent (sample required if not listed)	40 / 4.23 Ounces	6,000 Cases	Juice Bowl (formerly CeBev LLC)	44 / 4.23 Ounces	\$6.40		0.1455	5455		\$ 34,912.00
				Apple & Eve L.L.C.	40 / 4.23 Ounces	\$6.15	Bidding White Grape. Minimum Delivery: 4 pallets, 1 flavor per pallet	0.1538	6000		\$ 36,900.00
				Sysco West Texas	44 / 4.23 Each	\$9.54		0.2168	5455		\$ 52,040.70
				Gregory Packaging Inc.	40 / 4.23 Servings	\$5.68	Full Truck Load Minimum 3360 cases, Mix and Match available for aseptic juice boxes	0.1420	6000		\$ 34,080.00
				Braun Beef	42 / 4.23 Ounces	\$6.30	Min ship- 390cs assorted Jucie Juice	0.1500	5714		\$ 35,998.20
120	Juices & Drinks: strawberry kiwi, 100% juice, ready to drink, shelf stable. Approved: SunCup #403600, JuiceBowl #90034 or approved equivalent (sample required if not listed)	40 / 4.23 Ounces	5,000 Cases	Juice Bowl (formerly CeBev LLC)	44 / 4.23 Ounces	\$6.40		0.1455	4545		\$ 29,088.00
				Juice Bowl (formerly CeBev LLC)	44 / 4.23 Ounces	\$6.40		0.1455	4545		\$ 29,088.00
				Apple & Eve L.L.C.	40 / 4.23 Ounces	\$6.15	Minimum Delivery: 4 pallets, 1 flavor per pallet	0.1538	5000		\$ 30,750.00
				Sysco West Texas	44 / 4.32 Each	\$9.54		0.2168	4545		\$ 43,359.30
				Gregory Packaging Inc.	40 / 4.23 Servings	\$5.68	Full Truck Load Minimum 3360 cases, Mix and Match available for aseptic juice boxes	0.1420	5000		\$ 28,400.00

San Angelo Independent School District

Child Nutrition Services

2020-21 School Year

Warehouse Products RFP #21-2

Award	Approved Product	Unique Product - No Sample Required	Minimum Req.	Label Received
Do Not Award	Not Approved	Pack / Weight Change	Sample Received	Duplicate

Interflex #	Product and Description	Pack	Quantity	Bidding Vendor	Vendor Pack Size	Unit Price	Notes	District Serving Cost Check	Final / Adj Quantity For Ordering	District Code of Explanation	District Total Cost Check
<b>Condiments (Shelf Stable)</b>											
122	Ketchup: grade a, fancy, packet. 1000ct case Low sodium Must be &#8804; 25mg sodium per serving Approved: Heinz 78004314, Heinz 565000 Or approved equivalent (sample required if not listed)	1000 / 9.0 Grams	50 Cases	Sysco West Texas	1000 / 9.0 Each	\$16.73		0.0167	50		\$ 836.50
123	Mustard: yellow, bulk, jug, shelf stable. Approved: Heinz Or Approved Equivalent	1 / 104.0 Ounces	24 Each	Sysco West Texas	6 / 6.5 Each	\$26.87	6/104 oz per label provided	4.4783	24		\$ 644.88
124	Mustard: dijon, bulk, jug. Approved: Grey Poupon #5371299 or approved equivalent	6 / 48.0 Ounces	50 Each	Sysco West Texas	6 / 48.0 Each	\$66.84		11.1400	50		\$ 3,342.00
125	Mustard: yellow, individual, packet, shelf stable. Must be &#8804; 70mg sodium per serving Approved: Heinz Americana #7160377605300 or approved equivalent (sample required if not listed)	500 / 5.5 Grams	65 Cases	Sysco West Texas	500 / 5.5 Each	\$6.06		0.0121	65		\$ 393.90
127	Mayonnaise: real, low fat, individual. reduced calorie	200 / 12.0 Grams	50 Cases	Sysco West Texas	200 / 12.0 Each	\$11.19		0.0560	50		\$ 559.50
128	Syrup. Packets. Sodium = 0mg Calories &#8804; 120 Approved: Americana #00228, Americana #7800842 Or approved equivalent (sample required if not listed)	100 / 1.5 Ounces	950 Cases	Sysco West Texas	100 / 1.5 Each	\$7.04		0.0704	950		\$ 6,688.00
				Braun Beef	100 / 1.4 Ounces	\$12.24	Min ship 229cs	0.1224	950		\$ 11,628.00
<b>Liquid Baking Goods/Sauce/Flavoring</b>											
129	Honey: pure, bulk. All Natural, Ready-to-use.	1 / 80.0 Ounces	300 Each	Sysco West Texas	6 / 5.0 Each	\$93.19	6/5 LB = 6/80 oz	15.5317	50		\$ 4,659.50
130	Juices & Drinks: lemon. Lemon juice from concentrate, must be 100% fruit juice.	1 / 32.0 Ounces	24 Each	Schreiber Foods International	12 / 32.0 Ounces	\$16.00	Minimum shipment is 2 pallets of mixed products (56 cases per pallet) 5 business days lead time	1.3333	4		\$ 64.00
				Sysco West Texas	12 / 32.0 Each	\$30.72		2.5600	4		\$ 122.88
131	Barbeque Sauce: regular, bulk. Less sodium	4 / 1.0 Gallons	10 Cases	Sysco West Texas	4 / 1.0 Each	\$40.26		10.0650	10		\$ 402.60
132	Soy Sauce: low sodium. No more than 575 mg sodium per serving Approved: Kikkoman #00130 or approved equivalent (sample required if not listed)	1 / 1.0 Gallons	24 Each	Schreiber Foods International	4 / 1.0 Gallons	\$15.20	Minimum shipment is 2 pallets of mixed products (56 cases per pallet) 5 business days lead time	0.0297	6		\$ 91.20
				Sysco West Texas	6 / 0.5 Each	\$36.99		0.0963	8		\$ 295.92

San Angelo Independent School District

Child Nutrition Services

2020-21 School Year

Warehouse Products RFP #21-2

Award	Approved Product	Unique Product - No Sample Required	Minimum Req.	Label Received
Do Not Award	Not Approved	Pack / Weight Change	Sample Received	Duplicate

Interflex #	Product and Description	Pack	Quantity	Bidding Vendor	Vendor Pack Size	Unit Price	Notes	District Serving Cost Check	Final / Adj Quantity For Ordering	District Code of Explanation	District Total Cost Check
133	Orange Sauce. SAUCE-ORANGE KIKKOMAN #306-1517 or approved equivalent	1 / 0.5 Grams	50 Each	Sysco West Texas	4 / 5.0 Each	\$28.41		7.1025	13		\$ 369.33
134	Salsa: mild. PICANTE SAUCE. Not chunky Approved: Pace or Approved Equivalent	1 / 134.0 Ounces	450 Each	Sysco West Texas	4 / 135.0 Each	\$39.20		9.8000	113		\$ 4,429.60
135	Molasses: light.	12 / 24.0 Ounces	15 Each					<b>NO BIDS</b>	15		\$ -
<b>Spices, Seasonings and Coloring</b>											
136	Spices: basil, flakes.	1 / 5.0 Ounces	10 Each	Sysco West Texas	1 / 5.0 Each	\$5.12		1.0240	10		\$ 51.20
137	Spices: comino, ground, dry.	1 / 14.0 Ounces	50 Each	Sysco West Texas	1 / 14.0 Each	\$9.04		0.6457	50		\$ 452.00
138	Spices: red pepper, dry, bulk. Crushed	1 / 12.0 Ounces	40 Each	Sysco West Texas	1 / 13.0 Each	\$7.58		0.5831	37		\$ 280.46
139	Spices. Tajin - Low Sodium	1 / 5.0 Ounces	120 Each					<b>NO BIDS</b>	120		\$ -
140	Spices. Chili Powder. Packed in Labeled Plastic or tin container. Approved: Sysco Classic #5239496, DeCoty 70350, Tova 54675, Durkee Or approved equivalent (sample required if not listed)	1 / 16.0 Ounces	150 Each	Sysco West Texas	1 / 1.0 Pounds	\$4.20		0.2625	150		\$ 630.00
141	Spices: garlic, powder. Packed in Labeled Plastic or tin container Approved: DeCoty 70653, Gel Spice Tova, Traders Choice, Sysco Or approved equivalent (sample required if not listed)	1 / 4.0 Pounds	24 Each	Sysco West Texas	1 / 5.25 Each	\$20.79		20.7900	24		\$ 498.96
142	Spices: pepper, ground. Black pepper. Packed in Labeled Plastic or tin container Approved: DeCoty #70050, Gel Spice, Tova Traders Choice #57150, Unistel #14657 Or approved equivalent (Sample Required if Not Listed)	1 / 16.0 Ounces	50 Each	Sysco West Texas	1 / 18.0 Each	\$8.23		0.4572	45		\$ 370.35
143	Seasonings & Salts: mexican, low sodium. Approved: Durkee UPC#4760059285 or Lawry's #900513943 Or approved equivalent (Sample required if not listed)	1 / 20.74 Ounces	215 Each	Sysco West Texas	1 / 20.74 Each	\$14.66		0.7068	215		\$ 3,151.90
144	Spices: pepper, whole, dry, bulk.	12 / 8.0 Ounces	10 Cases	Sysco West Texas	6 / 19.5 Each	\$86.24		14.3733	8		\$ 689.92



San Angelo Independent School District

Child Nutrition Services

2020-21 School Year

Warehouse Products RFP #21-2

Award	Approved Product	Unique Product - No Sample Required	Minimum Req.	Label Received
Do Not Award	Not Approved	Pack / Weight Change	Sample Received	Duplicate

Interflex #	Product and Description	Pack	Quantity	Bidding Vendor	Vendor Pack Size	Unit Price	Notes	District Serving Cost Check	Final / Adj Quantity For Ordering	District Code of Explanation	District Total Cost Check
146	Soup, Broth, Bases: beef, base. Low Sodium. Approved: Flavor Glow 28250 Or approved equivalent (sample required if not listed as approved)	1 / 3.0 Pounds	50 Each					NO BIDS	50		\$ -
147	Soup, Broth, Bases: chicken, base, low sodium. Packed in Labeled Plastic or tin container. Approved: Flavor Glow 28625 Or approved equivalent (sample required if not listed as approved)	1 / 3.0 Pounds	20 Each					NO BIDS	20		\$ -
<b>Liquid Baking Goods/Sauce/Flavoring</b>											
148	Cooking Wine & Vinegar: vinegar, white. 50 grain	1 / 1.0 Gallons	620 Each					NO BIDS	620		\$ -
<b>Dry - Refrigerated / Cool Stored Products</b>											
150	Rice: brown, whole grain. Approved: Riceland #91322, Par Excellence R2PX25QC0 Or approved equivalent (sample required if not listed) Product and Nutritional Label Required	1 / 25.0 Pounds	130 Each	Sysco West Texas	1 / 25.0 Each	\$15.93		15.93	130		\$ 2,070.90
151	Rice: white, long grain. enriched. Parboiled. Approved: West Creek #194606 Or approved equivalent (sample required if not listed)	1 / 25.0 Pounds	70 Each					NO BIDS	70		\$ -
<b>Dry Goods</b>											
152	Other Grains. GRANOLA. 1 oz. 1/W packet 1-Grain equivalent	144 / 1.0 Ounces	100 Cases	Sysco West Texas	144 / 1.0 Each	\$36.78		0.2554	100		\$ 3,678.00
<b>Dry - Refrigerated / Cool Stored Products</b>											
153	Flour: whole wheat. white. made with Ultra Grain. Approved: Ultra Grain T-2 Product with Nutritional Label Required Or approved equivalent (sample required if not listed as approved)	1 / 50.0 Pounds	40 Each	Sysco West Texas	1 / 50.0 Each	\$14.11		14.1100	40		\$ 564.40
154	Hot Cereals: oatmeal, quick cook. Quick Oats, 100% Whole Grain Approved: Ralston #W53522T5265, Ralston# 62022 or approved equivalent (sample required if not listed)	1 / 42.0 Ounces	40 Each					NO BIDS	40		\$ -
155	Pasta Noodles: spaghetti. &#8805;50% Whole Grain & remaining 50% must be enriched grains 10"; made from whole grain semolina or durum flour Product and Nutritional Label Required Approved: Dakota Growers 91322, Patria 8023 Or approved equivalent (sample required if not listed)	2 / 10.0 Pounds	160 Cases	Sysco West Texas	2 / 10.0 Pounds	\$15.78		0.7890	160		\$ 2,524.80
				Braun Beef	2 / 10.0 Pounds	\$25.28	Min ship- 1cs	1.2640	160		\$ 4,044.80

San Angelo Independent School District

Child Nutrition Services

2020-21 School Year

Warehouse Products RFP #21-2

Award	Approved Product	Unique Product - No Sample Required	Minimum Req.	Label Received
Do Not Award	Not Approved	Pack / Weight Change	Sample Received	Duplicate

Interflex #	Product and Description	Pack	Quantity	Bidding Vendor	Vendor Pack Size	Unit Price	Notes	District Serving Cost Check	Final / Adj Quantity For Ordering	District Code of Explanation	District Total Cost Check
156	Pasta Noodles: lasagna. &#8805;50% Whole Grain 50% must be enriched grains  Product and Nutritional Label Required Approved: Dakota Growers #03410 Ultra Grain 49101 00039 7 Or approved equivalent (sample required if not listed)	1 / 10.0 Pounds	34 Each	Braun Beef	1 / 10.0 Pounds	\$17.10	Min ship- 1cs	1.7100	34	E9	\$ 581.40
157	Mayonnaise: bulk. Reduced Calorie. Contain less 2% of salt. Plastic Containers Ingredient labels and Nutritional Data Required Attach product info to verify Red.Fat Approved: Kraft #10021000643018, Kens 10061 Or approved equivalent (Sample Required if not listed)	1 / 1.0 Gallons	800 Each	Sysco West Texas	4 / 1.0 Each	\$26.73		6.6825	200		\$ 5,346.00
158	Pickles: dill, refrigerated. Hamburger slices, crisp sliced pickles, should not be excessively soft.	1 / 1.0 Gallons	196 Each	Schreiber Foods International	4 / 1.0 Gallons	\$20.70	Minimum shipment is 2 pallets of mixed products (56 casesd per pallet) 5 business days lead time	5.1750	49		\$ 1,014.30
				Sysco West Texas	4 / 1.0 Each	\$26.78		6.6950	49		\$ 1,312.22
159	Peppers: jalapeno, sliced, mild, domestic only. Packaged in Gallon jug.  Approved: Cajun Chef  Or approved equivalent (sample required if not listed as approved)	1 / 1.0 Gallons	220 Each	Schreiber Foods International	6 / 10.0 Cans	\$22.75	Minimum shipment is 2 pallets of mixed products (56 casesd per pallet) 5 business days lead time	.0632/oz	78		\$ 1,774.50
				Sysco West Texas	4 / 1.0 Each	\$38.04		.0743/oz	55		\$ 2,092.20
160	Cherries: maraschino, halves. uniform in appearance, should not be excessively soft.  Approved: Ambrosza #14518 Or approved equivalent (sample required if not listed)	1 / 0.5 Gallons	234 Each	Schreiber Foods International	6 / 0.5 Gallons	\$43.50	Minimum shipment is 2 pallets of mixed products (56 casesd per pallet) 5 business days lead time	7.2500	39		\$ 1,696.50
				Sysco West Texas	6 / 0.5 Each	\$67.39		11.2317	39		\$ 2,628.21
161	Gelatin: powder, strawberry.	12 / 24.0 Ounces	25 Cases	Sysco West Texas	12 / 24.0 Each	\$28.40		2.3667	25		\$ 710.00
162	Salad Dressing: oriental, refrigerated, bulk. Oriental Sesame Dressing in Gallon jug	1 / 1.0 Gallons	80 Each	Sysco West Texas	4 / 1.0 Each	\$53.78		13.4450	20		\$ 1,075.60
163	Chili Sauce: siracha. Approved: Ambrosza #60014, Franks RedHot Or Approved Equivalent (sample required if not listed)	1 / 136.0 Ounces	15 Each	Schreiber Foods International	3 / 136.0 Ounces	\$34.30	Minimum shipment is 2 pallets of mixed products (56 casesd per pallet) 5 business days lead time	.0840/oz	5		\$ 171.50
				Sysco West Texas	4 / 0.5 Each	\$40.44		.1580/oz	8		\$ 323.52
164	Salad Dressing: italian, bulk. Gallon.	1 / 1.0 Gallons	80 Each	Sysco West Texas	4 / 1.0 Each	\$29.18		7.2950	20		\$ 583.60
165	Precooked Eggs: peeled. Whole. Hard boiled. In brine.	1 / 25.0 Pounds	50 Each	Sysco West Texas	1 / 25.0 Each	\$48.18		1.9272	50		\$ 2,409.00

San Angelo Independent School District

Child Nutrition Services

2020-21 School Year

Warehouse Products RFP #21-2

Award	Approved Product	Unique Product - No Sample Required	Minimum Req.	Label Received
Do Not Award	Not Approved	Pack / Weight Change	Sample Received	Duplicate

Interflex #	Product and Description	Pack	Quantity	Bidding Vendor	Vendor Pack Size	Unit Price	Notes	District Serving Cost Check	Final / Adj Quantity For Ordering	District Code of Explanation	District Total Cost Check
<b>Beverages (Non-Juice)</b>											
166	Coffee. Approved: DeCoty #24735, Bostons Best, Superior; Rituals 359740 Or Approved Equivalent (sample required if not listed)	1 / 2.0 Pounds	80 Each					NO BIDS	80		\$ -
167	Water: unflavored, bottle. Bottle must be sturdy and of quality to stand individually. Plastic container with twist lid, bottle must not crush easily per customers. Vendor will be responsible for pick up if bottles are easily warped and unable to stand up. Minimum oz per bottle - 16.9 oz Sample required.	1 / 24.0 - 32.0	4,400 Cases	Sysco West Texas	24 / 0.5 Each	\$4.05		0.1688	4400		\$ 17,820.00
168	Hot Chocolate: mix. Approved: Nestle Carnation #52960, Nestle Carnation #12242	12 / 1.5 Pounds	20 Cases	Sysco West Texas	12 / 1.5 Each	\$57.54		3.1967	20		\$ 1,150.80
<b>Frozen - Bakery/Bread/Tortilla</b>											
169	Buns & Rolls: hoagie/sub, roll, without seeds, whole grain, commercially baked, frozen.	1 / 8.0 - 16.0	500 Cases	Sysco West Texas	180 / 2.4 Each	\$42.91		0.2384	45		\$ 1,930.95
170	Breakfast Rounds & Squares: maple, round, whole grain, heat & serve.	192 / 1.1 Ounces	75 Cases	Sysco West Texas	192 / 1.1 Each	\$35.94		0.1872	75		\$ 2,695.50
<b>Concessions Items</b>											
171	Hot Dogs: beef. Franks, Oscar Mayer or Ballpark, Size 100/ 6.125 inches long. BEEF FRANK. Packaged 100 per package for SAISD concessions.	80 / 2.0 Ounces	100 Cases	Sysco West Texas	1 / 10.0 Pounds	\$25.25		0.3156	100		\$ 2,525.00
172	Ketchup: grade a, fancy, individual, packet. For Concessions Approved: Heinz Or Approved Equivalent (Sample required)		5 Cases	Sysco West Texas	1000 / 9.0 Each	\$16.43		0.0164	5		\$ 82.15
173	Pickles: whole, dill, shelf stable, grade a. For Concessions	1 / 1.0 Gallons	25 Each	Sysco West Texas	4 / 1.0 Each	\$20.55		5.1375	7		\$ 143.85
<b>Supplies: Chemical / Cleaning</b>											
174	Cleaning Products. Bleach - Pure Bright, Bleach, 5% MSDS Sheets Required gallon Attach product information to verify %	1 / 1.0 Gallons	330 Each	Empire Paper Company	6 / 1.0 Gallons	\$14.92		2.4867	55		\$ 820.60
				Sysco West Texas	6 / 128.0 Each	\$13.94		2.3233	55		\$ 766.70
175	Cleaning Products. Degreaser - MSDS Sheets Required Approved: HOC Absolute, Focus Festival Certified lab Aqua-Sol 237 Zep Z Green 184823, Kitter 2110 Sanivac Davis WIPE #11-0175 Crud Buster, Candy Peck Spray 66 Cynamic Spray 66 - 600666CG1-4 Spartan SPA-2034-04, Spurrier 10616 950 Or Approved Equivalent (Sample Required if not listed)	1 / 1.0 Gallons	50 Each	Empire Paper Company	4 / 1.0 Gallons	\$25.74		6.4350	12		\$ 308.88
				Sysco West Texas	4 / 1.0 Each	\$23.28		5.8200	13		\$ 302.64

San Angelo Independent School District

Child Nutrition Services

2020-21 School Year

Warehouse Products RFP #21-2

Award	Approved Product	Unique Product - No Sample Required	Minimum Req.	Label Received
Do Not Award	Not Approved	Pack / Weight Change	Sample Received	Duplicate

Interflex #	Product and Description	Pack	Quantity	Bidding Vendor	Vendor Pack Size	Unit Price	Notes	District Serving Cost Check	Final / Adj Quantity For Ordering	District Code of Explanation	District Total Cost Check
176	Cleaning Products. Soap - Pot & Pan - gallon, Lotionized Product Ratio: If Bidding this product - You MUST supply a Product label that shows ounces per application.	1 / 1.0 Gallons	450 Each	Empire Paper Company	4 / 1.0 Gallons	\$32.18		8.0450	112		\$ 3,604.16
	Sysco West Texas			2 / 1.0 Each	\$31.40		15.7000	225		\$ 7,065.00	
177	Cleaning Products. Delimer - Delimer MSDS Sheets Required  Approved: Candy Peck Eliminate 10894CGH1-4 Elimeinate Cynamic 600892CG1-4 Lime Buster 2, Focus, Kitter 8590 Spartan-SparClean 457655-1 Carroll Heavy Duty Lime Off PC375 Cyamic Eliminate 892C61-4 Zep Provision 157924, Spurrier 995  Sample Required if not listed	1 / 1.0 Gallons	50 Each	Empire Paper Company	4 / 1.0 Gallons	\$34.06		8.5150	12		\$ 408.72
	Sysco West Texas			2 / 1.0 Each	\$39.59		19.7950	25		\$ 989.75	
178	Cleaning Products. Drain Cleaner - MSDS Sheets Required	1 / 1.0 Quarts	30 Each	Empire Paper Company	12 / 1.0 Quarts	\$27.21		2.2675	2		\$ 54.42
179	Cleaning Products. Dish Washer Soap Capsules - 4 capsules 36# net sample required	1 / 4.0 Count	25 Cases					<b>NO BIDS</b>	25		\$ -
180	Cleaning Products. Oxygen Bleach Cleanser MSDS Sheets Required  Approved: Ajax 3511014278 Ajax 5499041, Comet, Bar Keeper's Friend  Or approved equivalent (sample required if not listed)	1 / 1.0 Count	24 Each	Empire Paper Company	24 / 21.0 Ounces	\$33.53		1.3971	1		\$ 33.53
	Sysco West Texas			12 / 21.0 Each	\$13.60		1.1333	2		\$ 27.20	
181	Cleaning Products. Oven Cleaner, Multi-Clean  Approved: Eloma Model E729221 Or approved equivalent (sample required if not listed)	1 / 10.0 Liters	25 Each					<b>NO BIDS</b>	25		\$ -

San Angelo Independent School District

Child Nutrition Services

2020-21 School Year

Warehouse Products RFP #21-2

Award	Approved Product	Unique Product - No Sample Required	Minimum Req.	Label Received
Do Not Award	Not Approved	Pack / Weight Change	Sample Received	Duplicate

Interflex #	Product and Description	Pack	Quantity	Bidding Vendor	Vendor Pack Size	Unit Price	Notes	District Serving Cost Check	Final / Adj Quantity For Ordering	District Code of Explanation	District Total Cost Check
182	Cleaning Products. Oven Cleaner, Multi-Clean - FUME FREE Sample Required	1 / 10.0 Liters	10 Each					NO BIDS	10		\$ -
183	Cleaning Products. Oven Rinse Aid, Multit-Clean Approved: Eloma Model E729248	1 / 10.0 Liters	15 Each					NO BIDS	15		\$ -
184	Cleaning Products. Oven Cleaner , Aerosol, Ready to Use MSDS Sheets Required Approved: Easy Off/Reckitt 4250	1 / 1.0 Cans	0 Each	Empire Paper Company	6 / 24.0 Ounces	\$33.31	No award. Mistakenly added to bid	5.5517			\$ -
				Sysco West Texas	6 / 24.0 Each	\$33.32		5.5533		\$ -	
185	Cleaning Products. Cleaner - Multi-Purpose Approved: Simple Green #SMP13005, gallon Or Approved Equivalent (sample required)	1 / 1.0 Gallons	48 Each	Empire Paper Company	6 / 1.0 Gallons	\$63.32		10.5533	8		\$ 506.56
186	Cleaning Products. Alcohol Wipes - used for thermometers Approved: Sani Wipes #P92084 Or approved equivalent (sample required if not listed)	1 / 100.0 Count	24 Cases	Sysco West Texas	1 / 200.0 Each	\$7.39		7.3900	12		\$ 88.68
187	Miscellaneous. Disposable Pre-Moistened Hot/cold Towel, Individual package, Restaurant style, Minimum Size Required: 10 x 8 1/4 MSDS Sheets Required Approved Product: Diamond wipes # F1746, GoJo 9022-10	1 / 1000.0 Count	50 Cases	Empire Paper Company	10 / 100.0 Count	\$43.48		4.3480	50		\$ 2,174.00
				Sysco West Texas	10 / 100.0 Each	\$42.83	4.2830	50	\$ 2,141.50		
188	Towels, Sheets & Paper. Disposable Linen Towels, Minimum size required 12" x 24" Approved: Cascade Busboy #35050	100 / 150.0 Count	120 Cases	Empire Paper Company	150 / 1.0 Count	\$73.04		0.4869	120		\$ 8,764.80
				Sysco West Texas	150 / 1.0 Each	\$33.51	0.2234	120	\$ 4,021.20		
189	Cleanup. Mop Head, 16oz, Loop end, Cotton/Rayon Blend 4 ply, Wide Band Approved: Golden Star Starline ASB5MB Abco LM202BMW, Generation G4M-00000002 Or approved equivalent (sample required if not listed)	1.0 Each	35 Each	Empire Paper Company	1 / 1.0 Each	\$4.74		4.7400	35		\$ 165.90
				Sysco West Texas	1 / 2.0 Count	\$23.98	11.9900	18	\$ 431.64		
190	Brooms/Dust Pans. Broom, Nylon 42" long Approved: ABCO #BR-1024WH, Texan #22, ACS Scrubbe B410 & B408 Lagasse #92Y, Impact IT115040 Abco 00312NB, Waco #7020, Or approved equivalent (sample required if not listed)	1 / 1.0 Each	30 Each	Empire Paper Company	1 / 1.0 Each	\$3.73		3.7300	30		\$ 111.90
				Empire Paper Company	1 / 1.0 Each	\$3.73	3.7300	30	\$ 111.90		
				Sysco West Texas	6 / 54.0 Each	\$34.15	5.6917	5	\$ 170.75		

San Angelo Independent School District

Child Nutrition Services

2020-21 School Year

Warehouse Products RFP #21-2

Award	Approved Product	Unique Product - No Sample Required	Minimum Req.	Label Received
Do Not Award	Not Approved	Pack / Weight Change	Sample Received	Duplicate

Interflex #	Product and Description	Pack	Quantity	Bidding Vendor	Vendor Pack Size	Unit Price	Notes	District Serving Cost Check	Final / Adj Quantity For Ordering	District Code of Explanation	District Total Cost Check
191	Cleaning Products. Scouring Pads, General Purpose Medium Duty, 6 x 9	1 / 60.0 Count	10 Cases	Empire Paper Company	1/20 ct (see note)	\$5.59	Emailed Vendor to clarify pack size. Pack size is actually 1/20	5.5900	30		\$ 167.70
	Sysco West Texas			1 / 20.0 Count	\$8.30		8.3000	30		\$ 249.00	
<b>Supplies: Bags / Wraps / Films</b>											
192	Films. Deli-Wax Paper Sheets, Interfolded 8 x 10	1 / 500.0 Count	375 Boxes	Empire Paper Company	12 / 500.0 Count	\$52.52		4.3767	31		\$ 1,628.12
	Sysco West Texas			4 / 500.0 Each	\$16.81		4.2025	94		\$ 1,580.14	
193	Wraps: sandwich. Sandwich wrap Gold, plain Minimum size 10.5 X 13	1 / 500.0 Count	50 Packages	Empire Paper Company	4 / 500.0 Count	\$123.17		30.7925	12		\$ 1,478.04
	Sysco West Texas			5 / 500.0 Each	\$84.57		16.9140	10		\$ 845.70	
194	Wraps: Panel wrap (Stretch Film) 18" Wide minimum	4.0 Count	40 Cases	Empire Paper Company	4 / 1.0 Each	\$53.16		13.2900	40	E1	\$ 2,126.40
195	Bags: paper, lunch. Picnic Bags 6# Brown	1 / 500.0 Count	50 Cases	Empire Paper Company	1 / 500.0 Count	\$13.20		13.2000	50		\$ 660.00
	Sysco West Texas			1 / 500.0 Each	\$11.06		11.0600	50		\$ 553.00	
196	Bags: plastic, sandwich. Bags - Sandwich bags bags, sandwich - zip top - 1000 ct	1 / 1000.0 Count	15 Each	Empire Paper Company	1000 / 1.0 Each	\$10.53		10.5300	15		\$ 157.95
197	Bags: french fry. Unprinted - 4.5 x 3.5	1 / 1000.0 Count	200 Cases	Empire Paper Company	2000 / 1.0 Count	\$6.65		6.6500	100		\$ 665.00
	Sysco West Texas			2000 / 1.0 Each	\$47.66		47.6600	100		\$ 4,766.00	

San Angelo Independent School District

Child Nutrition Services

2020-21 School Year

Warehouse Products RFP #21-2

Award	Approved Product	Unique Product - No Sample Required	Minimum Req.	Label Received
Do Not Award	Not Approved	Pack / Weight Change	Sample Received	Duplicate

Interflex #	Product and Description	Pack	Quantity	Bidding Vendor	Vendor Pack Size	Unit Price	Notes	District Serving Cost Check	Final / Adj Quantity For Ordering	District Code of Explanation	District Total Cost Check
198	Bags: food. Bags Food Storage 27x37 HD, Clear, Flat Seal	1 / 200.0 Count	120 Cases	Empire Paper Company	200 / 1.0 Each	\$12.18		0.0609	120		\$ 1,461.60
	Sysco West Texas			200 / 1.0 Each	\$11.56		0.0578	120		\$ 1,387.20	
199	Bags: trash. Trash Bags, Plastic 40/46 , Clear minimum size=33x40 Must fit 32 gallon trash can High Density, 17 Mic., Mil .66,	1 / 250.0 - 500.0 Count	240 Cases	Empire Paper Company	10 / 25.0 Count	\$19.20		1.9200	240	E1	\$ 4,608.00

**Supplies: Serving / Disposable Products**

200	Utensils: napkin, spork, individually wrapped. Cutlery Kit Contains Medium Weight Polypropylene White Spork AND 10" x 10" Napkin  Approved: Daxwell #B10002763, #781-3954 Or approved equivalent (sample required if not listed)	1 / 1000.0 Count	1,000 Cases	Wallace Packaging, LLC	1 / 1000.0 Count	\$11.00		11.0000	1000		\$ 11,000.00
				Sysco West Texas	1 / 1000.0 Each	\$12.77		12.7700	1000		\$ 12,770.00
				Daxwell, LLC.	1000 / 2.0 Each	\$10.00		10.0000	1000		\$ 10,000.00
201	Containers. Offer vs. Serve, 4oz, Clear 7.5 mil., 3 1/2 x 3 1/2 x 1",  Approved: ParPak #21821 Or Approved Equivalent (Sample Required if not listed)	1 / 2500.0 Count	75 Cases	Sysco West Texas	2500 / 1.0 Each	\$22.80	150 case combined Parpak minimum	22.8000	75		\$ 1,710.00
202	Containers. Offer vs. Serve, 6 oz, Black Tray Oriented polystyrene, 12.5 mil., 3 1/2 x 3 1/2 x 1 1/2"	1 / 2000.0 Count	200 Cases	Empire Paper Company	2000 / 1.0 Count	\$46.17		46.1700	200		\$ 9,234.00
				Sysco West Texas	2000 / 6.0 Each	\$35.14	150 case combined Parpak minimum	35.1400	200		\$ 7,028.00
203	Trays: hinged. Trays - Hinged 3 Compartment Styro Lidded Tray, 9 1/4 x 9 1/4 x 3  Approved: Mobil TH1-0063, Dart 95HTPF3, LinPak #200, Genpak #SN203VW  Or Approved Equivalent (Sample Required if not Listed)	1 / 200.0 Count	250 Cases	Empire Paper Company	200 / 1.0 Count	\$19.43		19.4300	250		\$ 4,857.50
				Sysco West Texas	150 / 1.0 Each	\$9.72		9.7200	334		\$ 3,246.48

San Angelo Independent School District

Child Nutrition Services

2020-21 School Year

Warehouse Products RFP #21-2

Award	Approved Product	Unique Product - No Sample Required	Minimum Req.	Label Received
Do Not Award	Not Approved	Pack / Weight Change	Sample Received	Duplicate

Interflex #	Product and Description	Pack	Quantity	Bidding Vendor	Vendor Pack Size	Unit Price	Notes	District Serving Cost Check	Final / Adj Quantity For Ordering	District Code of Explanation	District Total Cost Check
204	Trays. Food Trays - #200 Approved: Southland #0417, Ample Ind. #FT200, Dopaco 5814 Southern Champ PAP-2Tray 417SC, SQP 8702	1 / 1000.0 Count	150 Cases	Empire Paper Company	1000 / 1.0 Count	\$26.57		26.5700	150		\$ 3,985.50
				Wallace Packaging, LLC	1 / 1000.0 Count	\$19.65		19.6500	150	\$ 2,947.50	
				Sysco West Texas	4 / 250.0 Each	\$20.86		20.8600	150	\$ 3,129.00	
205	Trays. Food Tray #300 500 Count	1 / 500.0 Count	40 Cases	Empire Paper Company	500 / 1.0 Count	\$19.84		19.8400	40		\$ 793.60
				Wallace Packaging, LLC	1 / 500.0 Count	\$16.50		16.5000	40	\$ 660.00	
				Sysco West Texas	2 / 250.0 Each	\$16.33		16.3300	40	\$ 653.20	
206	Trays. Trays - Hinged 3 Compartment Clear Plastic - Lidded Tray - OPS Medium Clamshell Closed Dimensions: 8.24 x 8.31 x 3.23 Approved: ParPak #29260	1 / 250.0 Count	50 Cases	Empire Paper Company	250 / 1.0 Count	\$50.54		50.5400	50		\$ 2,527.00
				Sysco West Texas	250 / 1.0 Each	\$43.11	150 case combined Parpak minimum	43.1100	50	\$ 2,155.50	
207	Bowls: white. 10 oz. Approved: Sysco Clasic 2826598 Sysco FQ10BSYS	1 / 1000.0 Count	220 Cases	Empire Paper Company	20 / 50.0 Count	\$46.76		46.7600	220		\$ 10,287.20
				Sysco West Texas	20 / 50.0 Each	\$41.94		41.9400	220	\$ 9,226.80	
208	Lids. Lids for 10 oz Bowls-Styro MUST FIT bowls bid for 10 oz Styro Bowl	1 / 1040.0 Count	36 Cases	Empire Paper Company	10 / 100.0 Count	\$23.92		23.9200	36		\$ 861.12
				Sysco West Texas	13 / 80.0 Each	\$20.28		20.2800	36	\$ 730.08	
209	Cups. 12 oz., Tall Foam Approved: Sysco Clasic FE12CSYS Dart #12J12, Wincup 12C16	1 / 1000.0 Count	20 Cases	Empire Paper Company	40 / 25.0 Count	\$31.64		31.6400	20		\$ 632.80
				Sysco West Texas	25 / 40.0 Each	\$28.21		28.2100	20	\$ 564.20	
210	Containers. Souffl Cups, Lid (Portion), 2 oz Plastic, Translucent To go with 2 oz souffle cup bid	1 / 125.0 Count	60 Cases	Empire Paper Company	50 / 50.0 Count	\$22.71		0.0091	3		\$ 68.13
				Sysco West Texas	24 / 100.0 Each	\$16.61		0.0069	3	\$ 49.83	
211	Cups: souffle. Cups - Souffle -2500 ct Approved: Daxwell E10002049 Or Approved Equivalent (Sample Required if not listed)	5000 / 1.0 Ounces	50 Cases	Daxwell, LLC.	10 / 250.0 Each	\$23.77		2.3770	100		\$ 2,377.00
212	Containers. Souffl Cups, (Portion), 2 oz Plastic, Translucent Sample Required	1 / 250.0 Count	30 Cases	Empire Paper Company	50 / 50.0 Count	\$21.39		0.0086	3		\$ 64.17
				Sysco West Texas	12 / 200.0 Each	\$20.14		0.0084	3	\$ 60.42	

San Angelo Independent School District

Child Nutrition Services

2020-21 School Year

Warehouse Products RFP #21-2

Award	Approved Product	Unique Product - No Sample Required	Minimum Req.	Label Received
Do Not Award	Not Approved	Pack / Weight Change	Sample Received	Duplicate

Interflex #	Product and Description	Pack	Quantity	Bidding Vendor	Vendor Pack Size	Unit Price	Notes	District Serving Cost Check	Final / Adj Quantity For Ordering	District Code of Explanation	District Total Cost Check
213	Cups. Dessert Dish - Parfait Clear Plastic, 8 oz Approved: Dixie #DD08C Or approved equivalent (sample required if not listed)	10 / 1000.0 Count	25 Cases	Sysco West Texas	15 / 60.0 Each	\$34.03		0.0378	27		\$ 918.81
214	Lids. Lids - Clear Dome Dessert Dish - Parfait Clear Plastic Must fit Parfait cup bid item  Approved: Dixie #DD05DL Or approved equivalent (Sample required if not listed)	10 / 500.0 Count	50 Cases	Sysco West Texas	12 / 85.0 Each	\$25.52		0.0250	245		\$ 6,252.40
215	Napkins. Napkins-Dispenser Not Printed Overall size 13" x 12", 1 ply, Folded Napkin 3.5" x 6.25"  MUST fit dispenser Traex #6513-06 ONLY	300 / 6000.0 Count	110 Cases	Empire Paper Company	12 / 500.0 Count	\$31.62		0.0053	110		\$ 3,478.20
				Sysco West Texas	12 / 500.0 Each	\$36.65		0.0061	110		\$ 4,031.50
216	Disposables and Supplies. Pan Liners Paper Quilon coated, 16 3/8 x 24 3/8  Approved: Brown Paper #159-1, Papercon #25Q1, RIPCO #112, Lift Off #L010, Calico 8815007654, McNarin Qbake, Patterson 2405161 Durable QPL-25 Or approved equivalent (sample required if not listed)	1 / 1000.0 Count	360 Cases	Empire Paper Company	1000 / 1.0 Count	\$32.90		32.9000	360		\$ 11,844.00
				Sysco West Texas	1 / 1000.0 Each	\$32.77		32.7700	360		\$ 11,797.20
<b>Supplies: Gloves / Hairnets</b>											
217	Gloves: vinyl, powder free, wrist length. Size: SMALL Food Handler/Food Service/Food Safe  Approved: Sysco, JobSelect Or approved equivalent (sample required if not listed)	1 / 100.0 Count	50 Boxes	Empire Paper Company	100 / 10.0 Count	\$26.12		2.6120	1		\$ 26.12
				Sysco West Texas	10 / 100.0 Each	\$20.26		2.0260	1		\$ 20.26
				Daxwell, LLC.	10 / 100.0 Each	\$37.00		3.7000	1		\$ 37.00
218	Gloves. vinyl, powder free, single use, wrist length. Size: MEDIUM Food Handler/Food Service/Food Safe  Approved: Sysco 0952061, JobSelect Or approved equivalent (sample required if not listed)	1 / 100.0 Count	1,500 Packages	Empire Paper Company	100 / 10.0 Count	\$26.12		2.6120	150		\$ 3,918.00
				Sysco West Texas	10 / 100.0 Each	\$20.26		2.0260	150		\$ 3,039.00
				Daxwell, LLC.	10 / 100.0 Each	\$37.00		3.7000	150		\$ 5,550.00
219	Gloves. vinyl, powder free, single use, wrist length. Size: LARGE Food Handler/Food Service/Food Safe  Approved: Sysco 0952004, JobSelect Or approved equivalent (sample required if not listed)	1 / 100.0 Count	580 Packages	Empire Paper Company	100 / 10.0 Count	\$26.12		2.6120	58		\$ 1,514.96
				Sysco West Texas	10 / 100.0 Each	\$20.26		2.0260	58		\$ 1,175.08
				Daxwell, LLC.	10 / 100.0 Each	\$37.00		3.7000	58		\$ 2,146.00

San Angelo Independent School District

Child Nutrition Services

2020-21 School Year

Warehouse Products RFP #21-2

Award	Approved Product	Unique Product - No Sample Required	Minimum Req.	Label Received
Do Not Award	Not Approved	Pack / Weight Change	Sample Received	Duplicate

Interflex #	Product and Description	Pack	Quantity	Bidding Vendor	Vendor Pack Size	Unit Price	Notes	District Serving Cost Check	Final / Adj Quantity For Ordering	District Code of Explanation	District Total Cost Check
220	Gloves. vinyl, powder free, single use, wrist length. Size: XTRA-LARGE Food Handler/Food Service/Food Safe  Approved: Sysco 0952018, JobSelect Or approved equivalent (sample required if not listed)	1 / 100.0 Count	315 Packages	Empire Paper Company	100 / 10.0 Count	\$26.12		2.6120	32		\$ 835.84
				Sysco West Texas	10 / 100.0 Each	\$20.26		2.0260	32		\$ 648.32
				Daxwell, LLC.	10 / 100.0 Each	\$37.00		3.7000	32		\$ 1,184.00
221	Gloves. poly. Poly Gloves, Serving Disposable, Size: MEDIUM Size, 1.25 mil,  Approved: Crest DG 90, Royal RDPG-100, Prime Source #2964M, 75007130, Atlantis Plastic 2GM2, Atlantis Plastic GLEMB125, Ambitex PMD6501, Clean hand 70850, Calico G4Medium Impact IT114268, Interboro INT-Med-PG Or approved equivalent (sample required if not listed)	1 / 100.0 Count	300 Packages	Empire Paper Company	500 / 1.0 Count	\$40.47		0.0809	60		\$ 2,428.20
				Sysco West Texas	10 / 100.0 Each	\$11.32		0.0113	30		\$ 339.60
				Daxwell, LLC.	10 / 100.0 Each	\$10.12		0.0101	30		\$ 303.60
222	Headwear: hair net, brown.	10 / 144.0 Count	24 Cases	Sysco West Texas	10 / 144.0 Each	\$98.22		9.8220	24		\$ 2,357.28
223	Headwear: hair net, blonde.	10 / 144.0 Count	24 Cases	Sysco West Texas	10 / 144.0 Each	\$98.22		9.8220	24		\$ 2,357.28
<b>Supplies: Serving / Disposable Products</b>											
224	Containers. Popcorn Boxes, No Bags Size 3ER, 7.5' x 4' x 2', automatic bottom One Reclose Tab, No hook and eye closure  Approved: Field Container Corp. 3ER, or approved equivalent (sample required if not listed)	1 / 500.0 Count	5 Cases					<b>NO BIDS</b>	5		\$ -
<b>Concessions Items</b>											
225	Beef. Flame Broiled Steak Burger  Approved: Advance #15-327-09, 88/2.70 oz Or approved equivalent (Sample required if not listed)	88 / 2.7 Ounces	20 Cases	Sysco West Texas	88 / 2.7 Each	\$55.05		0.6256	20		\$ 1,101.00
				Braun Beef	88 / 2.7 Ounces	\$53.92	Min ship- 5000# combined Tyson	0.6127	20		\$ 1,078.40
<b>Frozen - Vegetables / Fruits</b>											
227	Avocados. Frozen Guacamole. Mild/Non-spicy  Approved: Wholly Guacamole Or approved equivalent (sample required if not listed)	8 / 2.0 Pounds	50 Cases	Sysco West Texas	12 / 1.0 Pounds	\$46.38		3.8650	67		\$ 3,107.46
<b>Frozen - Meat Products (Beef / Poultry / Seafood)</b>											
228	Soup, Broth, Bases: chili, chili, prepared/ready to serve, bulk, frozen. Chili, beef, frozen homestyle with 0 grams transfat and no TVP.	12 / 2.0 Pounds	75 Cases	Sysco West Texas	6 / 5.0 Pounds	\$61.17		2.0390	60		\$ 3,670.20

San Angelo Independent School District

Child Nutrition Services

2020-21 School Year

Warehouse Products RFP #21-2

Award	Approved Product	Unique Product - No Sample Required	Minimum Req.	Label Received
Do Not Award	Not Approved	Pack / Weight Change	Sample Received	Duplicate

Interflex #	Product and Description	Pack	Quantity	Bidding Vendor	Vendor Pack Size	Unit Price	Notes	District Serving Cost Check	Final / Adj Quantity For Ordering	District Code of Explanation	District Total Cost Check
<b>Canned: Vegetables / Fruits / Sauces / Other</b>											
229	Beans: pinto, canned, grade b, low sodium, domestic only. 6/#10 can	6 / 10.0 Cans	1,100 Cases	Churchfield Trading Co.	6 / 10.0 Cans	\$21.06		3.5100	1100		\$ 23,166.00
				Sysco West Texas	6 / 10.0 Each	\$22.72		3.7867	1100	\$ 24,992.00	
				Bush Brothers & Company	6 / 10.0 Cans	\$3.45	Unit price is per #10 can. Each 5.84 oz serving meets 2 m/ma and 1/2 cup Beans/Peas (legumes) veg. Serving price is per 1/2 cup serving (144 servings per case).. Case price \$20.70. Minimum for delivery is 10,000 lbs. Items can be combined to meet minimum but must be ordered in even layers. TI x Hi: 8x7=56	3.4500	1100	\$ 3,795.00	
230	Green Beans: domestic, grade b. Blue Lake variety; Northwest or Midwest, 3-4 sieve, recommended drained weight: 63 oz.; no short cuts or special cuts &#8804; 140 mg Sodium 6/#10 can  Approved: Delmonte #2004501  Or Approved Equivalent (Sample required)	6 / 10.0 Cans	450 Cases	Churchfield Trading Co.	6 / 10.0 Cans	\$23.76	<380 mg sodium	3.9600	450		\$ 10,692.00
				Sysco West Texas	6 / 10.0 Each	\$29.70	< 140 mg sodium	4.9500	450	\$ 13,365.00	
231	Tomatoes. Diced. Grade A; In Juice &#8804; 220 mg Sodium 6/#10 can  Approved - West Creek #878218  Or Approved Equivalent	6 / 10.0 Cans	125 Cases	Sysco West Texas	6 / 10.0 Each	\$28.06		4.6767	125		\$ 3,507.50
232	Cranberries. - Canned, Cranberry Sauce 6/#10 can	6 / 10.0 Cans	90 Each	Sysco West Texas	6 / 10.0 Each	\$46.11		7.6850	90		\$ 4,149.90
233	Corn: whole kernel, yellow, bulk, canned, grade b, domestic only. wet pack preferred; &#8804; 140 mg Sodium 6/#10 can	6 / 10.0 Cans	400 Cases	Churchfield Trading Co.	6 / 10.0 Cans	\$24.30		4.0500	400		\$ 9,720.00
				Schreiber Foods International	6 / 10.0 Cans	\$24.45	Minimum shipment is 2 pallets of mixed products ( 56 cases per pallet) 5 business days lead time	4.0750	400	\$ 9,780.00	
				Sysco West Texas	6 / 10.0 Each	\$30.27		5.0450	400	\$ 12,108.00	

San Angelo Independent School District

Child Nutrition Services

2020-21 School Year

Warehouse Products RFP #21-2

Award	Approved Product	Unique Product - No Sample Required	Minimum Req.	Label Received
Do Not Award	Not Approved	Pack / Weight Change	Sample Received	Duplicate

Interflex #	Product and Description	Pack	Quantity	Bidding Vendor	Vendor Pack Size	Unit Price	Notes	District Serving Cost Check	Final / Adj Quantity For Ordering	District Code of Explanation	District Total Cost Check
235	Beans: vegetarian, canned, low sodium, domestic only. 6/#10 can	6 / 10.0 Cans	500 Cases	Churchfield Trading Co.	6 / 10.0 Cans	\$20.41		3.4017	500		\$ 10,205.00
				Sysco West Texas	6 / 10.0 Each	\$34.30		5.7167	500		\$ 17,150.00
				Bush Brothers & Company	6 / 10.0 Cans	\$4.87	Unit price is per #10 can. Each 4.68 oz serving meets 2 m/ma and 1/2 cup Beans/Peas (legumes) veg. Serving price is per 1/2 cup serving (156 servings per case). Case price \$29.24. Minimum for delivery is 10,000 lbs. Items can be combined to meet minimum but must be ordered in even layers. TI x Hi: 8x7=56	0.8117	500		\$ 2,435.00
236	Pineapple: chunks, canned, in water. Should be reasonably good yellow color, uniform in shape, characteristic of a properly matured pineapple free from defects. No more than 1.1 oz. of core per pound of fruit. U.S. Grade B Should yield 22-25 1/2 cup servings per can. 6/#10 can	6 / 10.0 Cans	500 Cases	Churchfield Trading Co.	6 / 10.0 Cans	\$25.38		4.2300	500	E1	\$ 12,690.00
				Schreiber Foods International	6 / 10.0 Cans	\$29.10	Minimum shipment is 2 pallets of mixed products ( 56 cases per pallet) 5 business days lead time	4.8500	500		\$ 14,550.00
				Sysco West Texas	6 / 10.0 Each	\$33.69		5.6150	500		\$ 16,845.00
				Braun Beef	6 / 10.0 Cans	\$31.21	Mins Ship 226cs Assorted Del Monte	5.2017	500		\$ 15,605.00
237	Mixed Fruit: cocktail. In Natural Juices. Prepared from small fruits and pieces of small fruits. Should be 30-50% peaches, 25-45% pears, 6-25% pineapple, 2-6% cherries and 6-20% grapes. Cherries may be artificially colored. Fruits should have normal flavor characteristic, free from defects and not too soft or too firm. Should yield 22-25 1/2 cup servings per can. 6/#10 can	6 / 10.0 Cans	250 Cases	Churchfield Trading Co.	6 / 10.0 Cans	\$30.78		0.1231	250		\$ 7,695.00
				Schreiber Foods International	6 / 10.0 Cans	\$32.00	Minimum shipment is 2 pallets of mixed products ( 56 cases per pallet) 5 business days lead time	0.1280	250		\$ 8,000.00
				Sysco West Texas	6 / 10.0 Each	\$47.04		0.1882	250		\$ 11,760.00
				Braun Beef	6 / 10.0 Cans	\$44.00	Mins Ship 226cs Assorted Del Monte	0.1760	250		\$ 11,000.00
238	Oranges: mandarin, canned, grade a, grade b. in Light Syrup or Fruit Juice Should yield 22-25 1/2 cup servings per can. 6/#10 can	6 / 10.0 Cans	450 Cases	Churchfield Trading Co.	6 / 10.0 Cans	\$25.65		4.2750	450		\$ 11,542.50
				Schreiber Foods International	6 / 10.0 Cans	\$31.40	Minimum shipment is 2 pallets of mixed products ( 56 cases per pallet) 5 business days lead time	5.2333	450		\$ 14,130.00
				Sysco West Texas	6 / 10.0 Each	\$48.48		8.0800	450		\$ 21,816.00

San Angelo Independent School District

Child Nutrition Services

2020-21 School Year

Warehouse Products RFP #21-2

Award	Approved Product	Unique Product - No Sample Required	Minimum Req.	Label Received
Do Not Award	Not Approved	Pack / Weight Change	Sample Received	Duplicate

Interflex #	Product and Description	Pack	Quantity	Bidding Vendor	Vendor Pack Size	Unit Price	Notes	District Serving Cost Check	Final / Adj Quantity For Ordering	District Code of Explanation	District Total Cost Check
239	Peaches: sliced, bulk, canned. Peaches, Sliced, U.S. Grade B in Fruit Juice, fruit should be characteristic of flavor and taste of fruit, free from defects and uniform in appearance. Should yield 22-25 1/2 cup servings per can. 6/#10 can	6 / 10.0 Cans	450 Cases	Churchfield Trading Co.	6 / 10.0 Cans	\$30.90		5.1500	450		\$ 13,905.00
				Schreiber Foods International	6 / 10.0 Cans	\$29.60	Minimum shipment is 2 pallets of mixed products ( 56 cases per pallet) 5 business days lead time	4.9333	450		\$ 13,320.00
				Sysco West Texas	6 / 10.0 Each	\$40.45		6.7417	450		\$ 18,202.50
				Braun Beef	6 / 10.0 Cans	\$41.06	Mins Ship 226cs Assorted Del Monte	6.8433	450		\$ 18,477.00
240	Pears: sliced, canned, grade b, domestic. minimum drained weight:64 oz; in Light Syrup or Fruit Juice, should be uniform uniform in shape and free from defects. Should yield 22-25 1/2 cup servings per can. 6/#10 can	6 / 10.0 Cans	400 Cases	Churchfield Trading Co.	6 / 10.0 Cans	\$31.90		5.3167	400		\$ 12,760.00
				Schreiber Foods International	6 / 10.0 Cans	\$28.05	Minimum shipment is 2 pallets of mixed products ( 56 cases per pallet) 5 business days lead time	4.6750	400		\$ 11,220.00
				Sysco West Texas	6 / 10.0 Each	\$44.58		7.4300	400		\$ 17,832.00
				Braun Beef	6 / 10.0 Cans	\$37.35	Mins Ship 226cs Assorted Del Monte	6.2250	400		\$ 14,940.00
<b>Condiments (Shelf Stable)</b>											
241	Ketchup: grade a, fancy, individual, can. 6/10# Low Sodium Red Gold or Approved Equivalent (Sample required if not listed)	6 / 10.0 Cans	600 Cases	Sysco West Texas	6 / 10.0 Each	\$26.04		4.3400	600		\$ 15,624.00
<b>Concessions Items</b>											
242	Cheese. Cheese Sauce Canned Nacho Cheddar: Mild SAISD Concessions #10 can Approved: Trenton Farms 05070, Casa Fiesta 08909 Or approved equivalent (Sample required if not listed)	1 / 10.0 Cans	150 Each	Sysco West Texas	6 / 10.0 Each	\$72.43		12.0717	25	E1	\$ 1,810.75
				Braun Beef	6 / 10.0 Cans	\$45.02	Min ship-46cs	7.5033	25	E1	\$ 1,125.50
<b>Canned: Vegetables / Fruits / Sauces / Other</b>											
243	Pudding: vanilla, bulk, can. 6/#10 can	6 / 10.0 Cans	100 Cases	Sysco West Texas	6 / 10.0 Each	\$31.29		5.2150	100		\$ 3,129.00
				Braun Beef	6 / 10.0 Cans	\$35.51	Mins Ship 46cs assorted Gelh Foods	5.9183	100		\$ 3,551.00
<b>Concessions Items</b>											
244	Beef. Bar-B-Que Beef. Fully cooked. Seasoned with tomato sauce. Seasoned Smoked Beef. Must be chopped or shredded beef BBQ for making BBQ sandwiches for SAISD concessions. Approved: Sadlers BBQ 4261 Or approved equivalent (Sample Required if Not Listed)	4 / 5.0 Pounds	30 Cases	Sysco West Texas	4 / 5.0 Pounds	\$57.89		14.4725	30		\$ 1,736.70
<b>Condiments (Shelf Stable)</b>											
245	Salad Dressing: ranch, individual, pouch. Brand: Hidden Valley Ranch (approved per SAISD Students) Or approved equivalent (sample required if not listed)	200 / 12.0 Grams	25 Cases	Sysco West Texas	200 / 12.0 Each	\$15.89		0.0795	25		\$ 397.25

San Angelo Independent School District

Child Nutrition Services

2020-21 School Year

Warehouse Products RFP #21-2

Award	Approved Product	Unique Product - No Sample Required	Minimum Req.	Label Received
Do Not Award	Not Approved	Pack / Weight Change	Sample Received	Duplicate

Interflex #	Product and Description	Pack	Quantity	Bidding Vendor	Vendor Pack Size	Unit Price	Notes	District Serving Cost Check	Final / Adj Quantity For Ordering	District Code of Explanation	District Total Cost Check
<b>Dry - Refrigerated / Cool Stored Products</b>											
246	Cornmeal: whole grain.	1 / 25.0 Pounds	25 Each	Sysco West Texas	1 / 25.0 Each	\$9.42		9.4200	25		\$ 235.50
247	Gelatin: powder, berry.	12 / 24.0 Ounces	25 Cases	Sysco West Texas	12 / 24.0 Each	\$28.40		2.3667	25		\$ 710.00
248	Gelatin: powder, blue.	12 / 24.0 Ounces	25 Cases	Sysco West Texas	12 / 24.0 Each	\$22.83		1.9025	25		\$ 570.75
249	Gelatin: powder, green.	12 / 24.0 Ounces	25 Cases	Sysco West Texas	12 / 24.0 Each	\$28.40		2.3667	25		\$ 710.00
250	Gelatin: powder, lemon.	12 / 24.0 Ounces	25 Cases	Sysco West Texas	12 / 24.0 Each	\$26.94		2.2450	25		\$ 673.50
251	Gelatin: powder, lemon, lime.	12 / 24.0 Ounces	25 Cases	Sysco West Texas	12 / 24.0 Each	\$29.52		2.4600	25		\$ 738.00
<b>Dry Goods</b>											
252	Crackers: graham, individual/single serve. Flavor: Chocolate 1-Grain Whole Grain Zero Trans Fat (Sample required)	150 / 1.0 Ounces	100 Cases	Sysco West Texas	150 / 1.0 Each	\$28.65		0.1910	100		\$ 2,865.00
				Braun Beef	150 / 1.0 Ounces	\$27.67	Min ship- 168 or 3 pallets assorted MJM/ 56cs per pallet	0.1845	100		\$ 2,767.00
253	Crackers: graham, individual/single serve. Flavor: Cinnamon 1-Grain Whole Grain Zero Trans Fat (Sample Required)	150 / 1.0 Ounces	100 Cases	Sysco West Texas	150 / 1.0 Each	\$28.65		0.1910	100		\$ 2,865.00
				Braun Beef	150 / 1.0 Ounces	\$17.88	Min ship- 336 or 3 pallets assorted MJM/ 112cs per pallet	0.1192	100		\$ 1,788.00
<b>Frozen - Entre Items</b>											
254	Breakfast Rounds & Squares: chocolate chip, bar. FROZEN. Approved: Redibake Or Approved Equivalent (Sample Required if not listed)	48 / 2.5 Ounces	250 Cases	Sysco West Texas	48 / 2.5 Each	\$20.83		0.4340	250		\$ 5,207.50
				Braun Beef	48 / 2.5 Ounces	\$20.73	Min ship 400cs assorted J & J	0.4319	250		\$ 5,182.50
255	Breakfast Rounds & Squares: banana, chocolate chip, bar. FROZEN Approved: Redibake Or Approved Equivalent (Sample Required if not listed)	48 / 2.5 Ounces	250 Cases	Sysco West Texas	48 / 2.5 Each	\$20.83		0.0833	250		\$ 5,207.50
				Braun Beef	48 / 2.5 Ounces	\$21.73	Min ship 400cs assorted J & J	0.0869	250		\$ 5,432.50

San Angelo Independent School District

Child Nutrition Services

2020-21 School Year

Warehouse Products RFP #21-2

Award	Approved Product	Unique Product - No Sample Required	Minimum Req.	Label Received
Do Not Award	Not Approved	Pack / Weight Change	Sample Received	Duplicate

Interflex #	Product and Description	Pack	Quantity	Bidding Vendor	Vendor Pack Size	Unit Price	Notes	District Serving Cost Check	Final / Adj Quantity For Ordering	District Code of Explanation	District Total Cost Check
<b>Supplies: Serving / Disposable Products</b>											
256	Containers: cardboard, square, box, pizza. To fit personal 5" pizza. (Sample required) approx 7"x7" box	1 / 50.0 Count	100 Cases					NO BIDS	100		\$ -
257	Containers: cardboard, wedge, pizza, 1 compartment. (Sample Required)	1 / 400.0 Count	200 Cases					NO BIDS	200		\$ -
<b>Liquid Baking Goods/Sauce/Flavoring</b>											
258	Juices & Drinks: lime. Lime Juice from concentrate, must be 100% fruit juice.	1 / 32.0 Ounces	24 Each					NO BIDS	24		\$ -

Explanations:

- E1 = Bidder failed to submit samples and/or data to qualify product as an equal.
- E2 = Minimum delivery required by vendor
- E3 = Not as Specified - Not Approved
- E4 = Bid Items "All or None"
- E5 = Tie Bid - Awarded by Toss of Coin
- E6 = All or None
- E7 = Cost too high
- E8 = Vendor documentation for product inadequate
- E9 = District no longer needs product for menu

## BOARD AGENDA REPORT

### SAN ANGELO INDEPENDENT SCHOOL DISTRICT

**DATE:** June 15, 2020

**SUBJECT:** Increase in Meal Prices for the 2020-21 School Year

#### **BACKGROUND INFORMATION REASON FOR BOARD CONSIDERATION:**

The Healthy, Hunger-Free Kids Act of 2010 requires school districts participating in the National School Lunch Program to ensure that schools are providing the same level of support for lunches served to students who are not eligible for free or reduced price meal benefits (i.e., paid student lunches) that they are for lunches served to students eligible for free meal benefits. As long as a district has a fund balance, they may select not to raise meal prices. Meal prices have remained the same since 2014.

#### **ADMINISTRATIVE CONSIDERATION/FACTS AND ANSWERS:**

COVID 19 has diminished the Child Nutrition Fund Balance. It is necessary to raise meal prices to continue to offer free breakfast at all sites and to cover staff salaries and food costs.

#### **RECOMMENDED BOARD ACTION:**

The Administration recommends increasing meal prices by 25 cents for paid student and adult lunches for the 2020-21 school year. This price increase will allow Child Nutrition to continue to provide meals to our students.

The proposed cost for an elementary student lunch would be \$2.75 and the secondary student lunch price would be set at \$3.00 per meal. Adult lunches will be set at \$4.00.

A free breakfast will continue to be made available at no cost to all SAISD students.

Prices charged for reduced meals will not change as they are set at the maximum allowable federal rates. Reduced lunches will remain at 40 cents.

**SUBMITTED BY:** Michelle Helms, Child Nutrition Director

**SUPERVISOR:** Dr. George McFarland, Assistant Superintendent of Business & Support Services

#### **Approved for presentation to the Board of Education:**

**Amount:** \$ 74,124

**Budgeted**  Yes  No

**Dr. Carl Dethloff**

**Superintendent of Schools**

**BOARD AGENDA REPORT**

**SAN ANGELO INDEPENDENT SCHOOL DISTRICT**

**DATE:** June 15, 2020  
**SUBJECT:** Procurement of Roof Repairs

**BACKGROUND INFORMATION REASON FOR BOARD CONSIDERATION:**

On May 21, 2020, significant storms hit San Angelo that produced high winds, large amounts of rain and tennis ball size hail. This storm caused damage to several school roofs. This includes and is not limited to Lee Middle School, San Jacinto Elementary, Central High School, Santa Rita Elementary, and McGill Elementary.

**ADMINISTRATIVE CONSIDERATION/FACTS AND ANSWERS:**

There is need to immediately remediate damages to prevent hazardous conditions to students and employees, prevent further operational failures, eliminate further damages, reduce costs, and prevent failures to school facilities to make sure there is no interruption or disruption to the opening of school to students in the Fall 2020 semester.

**RECOMMENDED BOARD ACTION:**

The Administration would like to begin the discussion of how the Board would like to proceed in the repair and replacement of damaged school roofs.

**SUBMITTED BY:** Jason A. Henry, Director of Purchasing  
**SUPERVISOR:** Dr. George McFarland, Asst. Supt. of Business/Support Services

**Approved for presentation to the Board of Education:**

**Amount:** \_\_\_\_\_  
**Budgeted:** Yes      No

**Dr. Carl Dethloff**  
**Superintendent of Schools**

**BOARD AGENDA REPORT**

**SAN ANGELO INDEPENDENT SCHOOL DISTRICT**

**DATE:** June 15, 2020

**SUBJECT:** Superintendent's Recommendations for Personnel for 2020-2021

**BACKGROUND INFORMATION REASON FOR BOARD CONSIDERATION:**

Personnel recommendations address staffing needs for the upcoming school year. Candidates have been evaluated by the Human Resources Department, instructional supervisors, and respective campus principals.

**ADMINISTRATIVE CONSIDERATION/FACTS AND ANSWERS:**

Considerations are made in accordance with Board Policy DCA (LEGAL) and DCA (LOCAL).

**RECOMMENDED BOARD ACTION:**

Approval of probationary contract(s) as presented.

**SUBMITTED BY:** Dr. Farrah Gomez

Assistant Superintendent of Human Resources & Professional Learning

**SUPERVISOR:** Dr. Carl Dethloff

Superintendent

**Approved for presentation to the Board of Education:**

**Amount:**

**Budgeted:**  Yes  No

**Dr. Carl Dethloff**

**Superintendent of Schools**

**BOARD AGENDA REPORT**

**SAN ANGELO INDEPENDENT SCHOOL DISTRICT**

**DATE:** June 15, 2020

**SUBJECT:** Delegate and Alternate Delegate for TASB Convention

**BACKGROUND INFORMATION REASON FOR BOARD CONSIDERATION:**

Each year the Texas Association of School Boards (TASB) holds an annual convention. TASB's Delegate Assembly, held in conjunction with the TASB/TASA Convention, is a vital component of the Association's governance structure. During the half-day assembly, local trustees from across Texas provide crucial direction to the TASB Board and Staff in representing members' interests before state and national policy.

**ADMINISTRATIVE CONSIDERATION/FACTS AND ANSWERS:**

As an active member of the Texas Association of School Boards, our Board is entitled to have a delegate and an alternate delegate attend the Assembly and vote on items that require action from the assembly.

This year's TASB/TASA Convention will be held October 2-4, 2020 in Dallas, Texas. The Delegate Assembly will meet on Saturday, October 3, 2020.

**RECOMMENDED BOARD ACTION:**

Approve Ami Mizell-Flint as the official voting delegate and Gerard Gallegos as the alternate delegate for the 2020 TASB/TASA Delegate Assembly.

**SUBMITTED BY:** Dr. Carl Dethloff, Superintendent  
**SUPERVISOR:**

**Approved for presentation to the Board of Education:**

**Amount:** \_\_\_\_\_  
**Budgeted** \_\_\_ Yes \_\_\_ No

**Dr. Carl Dethloff**  
**Superintendent of Schools**

**BOARD AGENDA REPORT**

**SAN ANGELO INDEPENDENT SCHOOL DISTRICT**

**DATE:** June 15, 2020

**SUBJECT:** Review Board Operating Procedures and Standards

**BACKGROUND INFORMATION REASON FOR BOARD CONSIDERATION:**

According to the Calendar of Annual Board Meeting Activities, the month of June is the scheduled time to review the Board Operating Procedures and Standards.

**ADMINISTRATIVE CONSIDERATION/FACTS AND ANSWERS:**

**RECOMMENDED BOARD ACTION:**

Review the Board Operating Procedures and Standards and amend as needed.

**SUBMITTED BY:** Dr. Carl Dethloff, Superintendent

**SUPERVISOR:**

**Approved for presentation to the Board of Education:**

**Amount:**

**Budgeted**    **Yes**        **No**

**Dr. Carl Dethloff**

**Superintendent of Schools**



# **Board of Trustees**

# **Operating Procedures and Standards**

## **San Angelo ISD Board of Trustees Operating Procedures and Standards**

### **Communication with the Media**

The Board President serves as the official spokesperson for the Board team to the media/press on issues of media attention. Media calls should be directed to the Board President or Superintendent. The Superintendent or designee shall act as the spokesperson for the District.

Board members asked for individual comments or opinions by the media/press are to qualify those statements as being the opinion of the individual Board member and not representative of the Board as a whole or the school district.

### **Policy Review and Adoption**

San Angelo ISD Board Policy reviews will be conducted on a cyclical basis as delineated on the annual Board calendar of agendas. Policies will also be reviewed and adopted on an as needed basis and as TASB Policy Service submits updated and new policies for Board review and adoption.

### **School Board Meetings**

- **Board Meeting Management:** The Board President/presiding officer shall take responsibility for keeping meetings on task and focused on relevant discussion through the use of various meeting management techniques. All meetings will be operated according to most current edition of Roberts Rules of Order. It is also the responsibility of each Board member to assist the president/presiding officer with keeping meetings on task and in compliance with Roberts Rules of Order.
- **Annual Calendar of Agendas:** An annual calendar of Board meeting dates and agenda items will be developed cooperatively by the Board President and Superintendent for adoption by the Board. The calendar will be presented in July for the following September through August Board meeting cycle.
- **Executive Session:** The Board will discuss only those items listed for the executive session agenda and allowed by law. No official votes will be taken in executive session. All information discussed in executive session shall remain confidential.
- **Consent Agenda:** A consent agenda shall include items of a routine and/or recurring nature grouped together under one action item. For each item listed as part of a consent agenda, the Board shall be furnished with

background material. All such items shall be acted upon by one vote without separate discussion, unless a Board member requests that an item be withdrawn for individual consideration.

- **Board Members Placing Items on the Agenda:** *(Board Policy BE Local)*  
Any trustee may request that an item be included on the agenda for an upcoming meeting. The deadline for board members to submit items for inclusion on an agenda is the conclusion of the preagenda meeting in the month preceding the month of the regular meeting at which the board member would like the item discussed.

In consultation with the Board President, the Superintendent shall prepare the agenda for all Board meetings. A request by a board member that a subject be included on a future agenda may be made by submitting the request in writing to the Superintendent or by making a request orally during a preagenda meeting as described above. The Superintendent shall include on the draft agenda of the meeting all Trustee-requested topics that have been timely submitted.

Before the official agenda is finalized for any meeting, the Superintendent shall consult the Board President to ensure that the agenda and the topics included meet with the President's approval. In reviewing the draft agenda, the President shall ensure that any topics the Board or individual Trustees have requested to be addressed are either on that agenda or scheduled for deliberation at an appropriate time in the future. The Board President shall not have authority to remove from the final agenda a subject requested by a Trustee without that Trustee's specific authorization.

- **Distribution of Agenda Materials:** The Superintendent will distribute agenda materials to Board members no later than the Friday before a Monday meeting. Board members should familiarize themselves with the agenda and call to get their questions answered prior to the meeting to the extent possible.

- **Non-Allowable Comments in Public Session**

The Board will not entertain comments on individual personnel (employees or Board members) or students in public session.

### **Superintendent Evaluation (Instrument & Timeline)**

Board members will receive annual training on a locally adopted instrument/process for the evaluation of the Superintendent.

The Superintendent evaluation will follow the timeline approved in the semiannual Board calendar of agendas.

## **Board Self-Evaluation**

The Board self-evaluation will be conducted in closed session according to the annual calendar of Board meeting dates and activities. The Standard Operating Procedures will be considered as part of the annual evaluation.

## **Employee/Citizen Request/Complaint to Individual Board Member**

The Board member should hear the employee/citizen request or complaint for basic understanding of the situation. The Board member will refer the employee/citizen to the appropriate person/chain of command and remind the employee/citizen that the Board member must remain impartial in case the situation goes before the Board.

## **Board Investigation of Complaints**

Board members shall not attempt to resolve complaints or grievances individually, except that they may counsel patrons or employees who inquire as to the correct procedure for appropriate resolution for the complaint or grievance. Board members shall refer to the superintendent any and all complaints received by them from stakeholders, including students, parents, employees, taxpayers, community members and others, where any action on the part of the administration may be required.

Board members will not conduct investigations on their own of complaints. In the event a Board member receives a complaint or has concerns regarding any employee other than the Superintendent, he shall first refer the matter to the Superintendent and then, if dissatisfied with the response of the Superintendent, may bring the matter to the attention of the board as a whole in executive session under a properly posted agenda. If the complaint is against the Superintendent the Board member will notify both the Superintendent and the Board President, and the same procedure as outlined above will be followed. Any decision to conduct an investigation, and the manner in which the investigation is to be conducted, shall rest with the Superintendent for matters relating to employees other than the Superintendent, and with the Board for matters relating to the Superintendent.

## **Procedure/Timeline for Budget Development**

Budget process and timelines will be adopted annually as a part of the annual Board meeting calendar of meetings and standing agenda items.

## **Board/Superintendent Communications**

- **Superintendent Communication to Board Members:** The Superintendent will provide weekly written communications to all Board members in the form of “Friday Facts.” The Superintendent will also communicate with Board members on an as needed basis.
- **Board Member Requests for Information:** The Superintendent will distribute reports adopted as a part of the annual list of reports by month to each Board member as a part of the regular monthly agenda materials. All Board member requests for information will be initiated with the Superintendent. The Superintendent will provide copies of the materials requested by the Board member(s) to all Board members if the requested information is readily available. Individual members shall not direct or require District employees to prepare reports derived from an analysis of information in existing District records or to create a new record compiled from information in existing District records. If the requested information is not readily available, the report will only be compiled with the approval of the majority of the Board members.
- **Communication Between Board Members:** Board members are free to communicate with each other on a one on one basis but will not communicate with each other in a manner that either explicitly or implicitly could be deemed to be a violation of the Texas Open Meetings Act.

## **Anonymous Communications**

Anonymous communication will not receive action by the Board or Superintendent.

## **Interaction with School District Attorney**

The Board authorizes the Superintendent to contact legal counsel on behalf of the district. Board members are also authorized to contact legal counsel on behalf of the district. Board members who contact legal counsel are to advise the Board President of the nature of the contact with legal counsel. The Superintendent will update the Board on a regular basis as to district issues resulting in ongoing and substantial billing from legal counsel.

## **Commitment to Board Training**

Pre-scheduled/arranged board training sessions will be included on the approved annual calendar of agendas. Additional board training opportunities will be offered Board members based upon availability. Board members commit to fulfill board-training requirements outlined in

the Texas Administrative Code along with those adopted as a part of the annual calendar.

### **Campus Visits by Board Members** *Board Policy GKC (LOCAL)*

All visitors to the schools, including parents and Board members, are welcome to visit the campus; however, prominent notices shall be posted at each campus that all visitors must first report to the principal's office. Visits to individual classrooms during instructional time shall be permitted only with the principal's approval and such visits shall not be permitted if their duration or frequency interferes with the delivery of instruction or disrupts the normal school environment.

Additionally, Board members will notify the campus principal prior to the visit. At no time will Board members visit campuses in an attempt to evaluate personnel on that campus.

### **Board Members' Standard of Behavior**

Board members will be knowledgeable of the Board of Trustees' Code of Ethics and the code's implications of their day-to-day actions.

### **Board Members' Authority Related to School Personnel**

No Board member may direct employees in regard to the performance of their duties.

### **Annual Planning Calendar**

The Superintendent and Board President shall work together in developing an annual calendar of Board meeting dates along with proposed agenda items for each scheduled meeting. The calendar of agendas will include but not be limited to: the Superintendent evaluation process, budget development/adoption, cyclical Board Policy reviews, personnel contracts, approval of ESC contracts, approval of standing reoccurring bid items, and board training opportunities. The calendar will be presented to the Board for approval in **July** for the following September 1 through August 31 school year. Additional agenda items and called meetings will be added according to Board Policy BE (LOCAL).

### **Violation of Team Operating Procedures**

Infractions of Standard Operating Procedures will result in the President meeting with and discussing the concern with the member and thereafter reporting to the Board.