

The Board of Trustees Aledo ISD Agenda of Regular Meeting

A Regular Meeting of the Board of Trustees of Aledo ISD will be held February 20, 2023, beginning at 6:00 PM in the Aledo ISD Administration Board Room, 1008 Bailey Ranch Rd, Aledo, TX 76008.

Aledo Independent School District Vision Growing Greatness through exceptional experiences that empower learners for life

The subjects to be discussed or considered or upon which any formal action may be taken are as listed below. Items do not have to be taken in the order shown on this meeting notice.

Unless removed from the consent agenda, items identified within the consent agenda will be acted on at one time.

If, during the course of the meeting covered by this agenda, the Board should determine that a closed session of the Board should be held or is required in relation to any item included on this agenda, then such closed session as authorized by Section 551.001 et seq of the Texas Government Code (the Open Meetings Act) will be held by the Board at that date, hour and place given in this agenda or as soon after the commencement of the meeting covered by this agenda as the Board may conveniently meet in such closed session concerning any and all subjects and for any and all purposes permitted by Sections 551.071 – 551.084, inclusive, of the Open Meetings Act.

I. Call To Order

Hoyt Harris, President

II. Determine a Quorum

III. Pledge of Allegiance to the United States and Texas Flags

IV. Moment of Silent Prayer or Reflection

Hoyt Harris, President

V. Board Member Reports

A. President's Report

Hoyt Harris, President

B. Superintendent's Report

Susan K. Bohn, Superintendent

C. Strategic Partners - Aledo Education Foundation, Aledo ISD PTO, AdvoCats Report

Jennifer Taylor, Trustee

D. Legislative Subcommittee Report

Forrest Collins, Secretary

VI. Campus Presentation - Aledo Middle School and McCall Elementary School

Mandy Musselwhite, Aledo Middle School Principal & Amy Sadler, McCall Elementary School Principal

VII. Commendations

A. Bearcats of Character: Optimism- Landon Brown, Aledo High School; Joie McGowan, Aledo Learning Center; Deogracias Mulenga, Daniel Ninth Grade Center; Mark Ogden, Aledo Middle School; Kaison (KJ) Hamilton, McAnally Middle School; Graham Lee, Annetta Elementary School; Kensleigh Bourland, Coder Elementary School; Taya Hess¹, McCall Elementary School; Chandler Stone, Stuard

Elementary School; Carter Anderson, Vandagriff Elementary School; Clara Nikodym, Walsh Elementary School

B. TMEA All State Band Members- Jane Claire Anderson and Isabella Stamper

C. New Bearcat Leadership Team Member- Brandy Belk, Athletic Director

D. Circle of Greatness Honorees: Callie Caldwell, Stuard Elementary School; Officer John Coffee, Annetta Elementary School Police; Sophie Collins, Annetta Elementary School; Linda Hudson, Technology Department

E. Featured Collaborative Team: Aledo High School Geometry- Karley Smith, Laura Garcia, and Allison Coffman

VIII. Public Comment on Non-Agenda Item

Hoyt Harris, President

IX. Public Comment on Agenda Item

Hoyt Harris, President

X. Consent Agenda

Hoyt Harris, President

- | | |
|---|----|
| A. Consider Approval of Board Minutes | 4 |
| B. Consider Approval of Monthly Financial Reports | 14 |
| C. Consider Approval of 2022-2023 Class Size Exception Waiver | 57 |
| D. Consider Approval of Missed School Day Waiver | 58 |

XI. Communication Items

- | | |
|---|-----|
| A. District Instructional Focus & 2022-2023 Middle of Year Screener Data | 59 |
| Amber Crissey, Assistant Superintendent of Curriculum and Instruction | |
| 1. Texas Academic Performance Report (TAPR) 2021-2022 Public Hearing | 82 |
| Candace Summerhill, Director of Assessment and Accountability | |
| B. Lease for Staff Laptop Computers | 144 |
| Brooks Moore, Director of Technology; Earl Husfeld, Chief Financial Officer | |

XII. Action Items

- | | |
|--|-----|
| A. Consider All Matters Incident and Related to the Adoption of a Resolution Expressing Official Intent to Reimburse Costs of Projects | 145 |
| Earl Husfeld, Chief Financial Officer | |
| B. Consider Approval of TASB Board Policy Update 120 | 148 |
| CKC(LOCAL)- Safety Program/Risk Management: Emergency Plans | |
| FNG(LOCAL)- Student Rights and Responsibilities: Student and Parent Complaint/Grievances | |
| FO(LOCAL)- Student Discipline | |
| Lynn McKinney, Deputy Superintendent | |
| C. Consider Approval of Resolution Regarding Wage Payments During Emergency School Closing | 150 |
| Earl Husfeld, Chief Financial Officer; Sherry Taylor, Executive Director of Human Resources | |

XIII. Executive Session

Hoyt Harris, President

- A. Section 551.074 - Personnel Matters- The Board will discuss the appointment, employment, evaluation, reassignment, duties, discipline, or dismissal of public employees or officials. (This may involve consultation with attorney as permitted under Section 551.071)
1. Superintendent Performance Update

B. Section 551.071 - Consultation with Attorney- The Board will discuss and receive legal advice from its attorney on matters which should be confidential under Texas Government Code Section 551.071

C. Section 551.072 - Deliberation Regarding Real Property- The Board will discuss the purchase, exchange, lease or value of real property. (This may involve consultation with attorney as permitted under section 551.071)

D. Section 551.0821 - School Board- The Board will discuss personally identifiable information about a public school student.

XIV. Trustee Comments/Acknowledgments

Hoyt Harris, President

XV. Adjourn

Hoyt Harris, President



ALEDO ISD BOARD MEETING TEMPLATE

MEETING DATE: February 20, 2023

AGENDA ITEM: Consider Approval of Board Minutes

PRESENTER: Dr. Susan K. Bohn, Superintendent

BACKGROUND INFORMATION:

- During each meeting of the Board of Trustees, minutes are taken to highlight the main points of the meeting.

FISCAL INFORMATION:

None

ATTACHMENTS:

January 17, 2023 Regular Board Meeting Minutes

January 26, 2023 Special Board Meeting Minutes

February 13, 2023 Special Board Meeting Minutes

ADMINISTRATIVE RECOMMENDATION:

The Administration recommends approval of the January and February Board Meeting Minutes.

Regular Meeting

Tuesday, January 17, 2023 6:00 PM

Aledo ISD Administration Board Room, 1008 Bailey Ranch Rd, Aledo, TX 76008

I. Call To Order- 6:00 p.m.

Presenter: Jessica Brown, Vice President

II. Determine a Quorum- There was a quorum of Board members present including Trustees: Brown, Turner, Loftin, Taylor, and Lear.

III. Pledge of Allegiance to the United States and Texas Flags

IV. Moment of Silent Prayer or Reflection

Presenter: Jessica Brown, Vice President

V. Board Member Reports

V.A. President's Report- None.

Presenter: Hoyt Harris, President

V.B. Superintendent's Report- Superintendent Dr. Susan Bohn shared information on the state football championship, middle school campuses grand openings, and the work of the Aledo Growth Committee.

Presenter: Susan K. Bohn, Superintendent

V.C. Strategic Partners - Aledo Education Foundation, Aledo ISD PTO, AdvoCats Report- Trustee Taylor shared an update on each of the three strategic partners of the district including AdvoCats, the Aledo Education Foundation, and the Aledo PTO.

Presenter: Jennifer Taylor, Trustee

V.D. Legislative Subcommittee Report- Trustee Brown shared an update on the recent legislative activity at the state during this year's legislative session.

Presenter: Jessica Brown, Vice President

V.E. Long Range Facility Planning Subcommittee Report & Aledo Growth Committee Update- Aledo Growth Committee Co-Chairs Dan Reilley and Kelli Stumbo shared the upcoming schedule and continued progress of the AGC.

Presenter: David Lear, Trustee; Dan Reilley & Kelli Stumbo, Aledo Growth Committee Co-Chairs

I. Campus Presentation - Stuard Elementary School- Principal of Stuard Elementary Ron Shelton and students Zachary Eatinger, Olive Littleton, Jackson Erickson, Kenny Mattner, and Katie McClay shared the exceptional experiences they have had at Stuard Elementary.

Presenter: Ron Shelton, Stuard Elementary Principal

II. **Commendations-** The Board and Administration celebrated various groups on their accomplishments.

II.A. 2023 School Board Recognition Month

II.B. Bearcats of Character: Self Control- Kyle Scharlow, Aledo High School; Laurel Williams, Aledo Learning Center; Zayden Parker, Daniel Ninth Grade Center; John "Caden" Seaberry, Aledo Middle School; Andrew Thomas, McAnally Middle School; Caroline Klein, Annetta Elementary School; McCoy Minchew, Coder Elementary School; Jeffrey "JJ" Lunsford, McCall Elementary School; Brooks Hundley, Stuard Elementary School; Lilly Happ, Vandagriff Elementary School; Knox Disney, Walsh Elementary School

II.C.

THSCA Academic All-State Athletes
Cross Country- Sidney Tillotson, Henry Zedler, Payton Hilmer, and Caitlyn Weimer
Volleyball- Madison Jarvis, Madison Frank, and Mia Little
Football- Max Moeller, Christian Hillman, Toby McDonald, Caden Petty, Luke Shelton, Isaac Sohn, Brody Heimke, Isaac Knott, Andrew Chasteen, Cayson Hand, Jena Claffy, Kenneth Lohmer, Sawyer Storck, Ansel Din-Mbuh, Gabriel Sherrod, Tanner Wheaton, Clay Murador, Tabb Witt, Caden Boukadoum, Ethan Smith, Cap Mooney, Callie Stevens, and Jalen Pope

II.D. 2022 Class 5A Division I State Football Champions

II.E. Featured Collaborative Team: Aledo Middle School 6th Grade Reading Language Arts Team- Elizabeth Kuhns and Lexi Jones

III. **Public Comment on Non-Agenda Item-** None. **Presenter:** Jessica Brown, Vice President

IV. **Public Comment on Agenda Item-** None. **Presenter:** Jessica Brown, Vice President

V. **Consent Agenda-** Trustee Lear made a motion to approve the consent agenda as presented. Trustee Turner seconded the motion. The motion passed 5-0. **Presenter:** Jessica Brown, Vice President

V.A. Consider Approval of Board Minutes

V.B. Consider Approval of Monthly Financial Reports

V.C. Consider Approval of Staff Development Minutes Waiver

VI. Communication Items

VI.A. District Instructional Focus- Instructional Specialists Shelly Morrill, Barbara Williams, and Paula Vidaurri provided an update on the most recent walk-through data for the district. They also shared examples of exceptional learning experiences from across the district. **Presenter:** Shelly Morrill, Barbara Williams, Paula Vidaurri; Instructional Specialists

VI.B. Procurement of Custodial Services and Grounds Services- Chief Facilities Construction Officer Chris Campbell and Chief Financial Officer Earl Husfeld discussed the custodial and grounds services contracts for the district and the upcoming bidding process for the renewed contracts for both services. **Presenter:** Chris Campbell, Chief Facilities and Construction Officer; Earl Husfeld, Chief Financial Officer

VI.C. TASB Board Policy Update 120
CKC(LOCAL)- Safety Program/Risk Management: Emergency Plans
FNG(LOCAL)- Student Rights and Responsibilities: Student and Parent Complaint/Grievances
FO(LOCAL)- Student Discipline
Deputy Superintendent Lynn McKinney reviewed the most recent TASB Board policy update. **Presenter:** Lynn McKinney, Deputy Superintendent

VII. Action Items

VII.A. Consider Approval of 2023-2024 District Wide Instructional Calendar- Trustee Taylor made a motion to approve the 2023-2024 district instructional calendar, and Trustee Turner seconded the motion. The motion passed 5-0. **Presenter:** Kim Raymond, Assistant Superintendent of Student and Community Programs

VII.B. Consider Approval of Purchase of Network Equipment Upgrades for Coder Elementary School, McCall Elementary School, and Stuard Elementary School with ESSER Funds- Trustee Lear made a motion to approve the purchase of network equipment upgrades, and Trustee Loftin seconded the motion. The motion passed 5-0. **Presenter:** Brooks Moore, Director of Technology; Earl Husfeld, Chief Financial Officer

VII.C. Consider Approval of Early Childhood Academy Roof Replacement- South- Trustee Loftin made a **Presenter:** Chris Campbell, Chief

motion to approve the roof replacement, and Trustee Lear seconded the motion. The motion passed 5-0. Facilities and Construction Officer

VII.D. Consider Approval of Coder, McCall, and Stuard Elementary Classroom Carpet Replacement- Trustee Turner made a motion to approve the replacement of classroom carpet at various campuses, and Trustee Taylor seconded the motion. The motion passed 5-0. **Presenter:** Chris Campbell, Chief Facilities and Construction Officer

VII.E. Consider Approval of the Annual Financial Audit for the Year Ended August 31, 2022- Kent Willis from the district's audit firm Patillo, Brown, and Hill LLP presented the annual financial audit. Trustee Lear made a motion to approve the annual financial audit for the year ending August 31, 2022, and Trustee Taylor seconded the motion. The motion passed 5-0. **Presenter:** Earl Husfeld, Chief Financial Officer

VII.F. Consider Approval of Calling May 6, 2023 Board of Trustees Election- Trustee Loftin made a motion to approve calling the May 6, 2023 Board of Trustees Election, and Trustee Lear seconded the motion. The motion passed 5-0. **Presenter:** Earl Husfeld, Chief Financial Officer

VIII. **Executive Session- 7:41 p.m.** **Presenter:** Jessica Brown, Vice President

VIII.A. Section 551.074 - Personnel Matters- The Board will discuss the appointment, employment, evaluation, reassignment, duties, discipline, or dismissal of public employees or officials. (This may involve consultation with attorney as permitted under Section 551.071)

VIII.A.1. Superintendent Performance Update

VIII.B. Section 551.071 - Consultation with Attorney- The Board will discuss and receive legal advice from its attorney on matters which should be confidential under Texas Government Code Section 551.071

VIII.C. Section 551.072 - Deliberation Regarding Real Property- The Board will discuss the purchase, exchange, lease or value of real property. (This may involve consultation with attorney as permitted under section 551.071)

VIII.D. Section 551.0821 - School Board- The Board will discuss personally identifiable information about a public school student.

IX. **Trustee Comments/Acknowledgments-** Trustees shared their closing comments.

Presenter: Jessica Brown, Vice President

X. **Adjourn- 9:22 p.m.**

Presenter: Jessica Brown, Vice President

Board Secretary

Special Meeting

Thursday, January 26, 2023 7:00 PM

Aledo ISD Administration Board Room, 1008 Bailey Ranch Rd, Aledo, TX 76008

I. **Call To Order-** 7:01 p.m.

Presenter: Jessica Brown, Vice President

II. **Determine a Quorum-** There was a quorum of Board members present including Trustees: Brown, Collins, Turner, Loftin, Taylor, and Lear.

III. **Public Comment on Agenda Item-** None.

Presenter: Jessica Brown, Vice President

IV. **Aledo Growth Committee Presentation of Draft Bond Package-** Aledo Growth Committee (AGC) Co-Chairs Dan Reilley and Kelli Stumbo presented the draft Bond package the AGC put together since meeting beginning in August of 2022. Committee members Aaron Valencia, Chad Tregellas, Ana Sherman, John Turnage, Dennis Thompson, Jeremy Pruitt, Hope Olsen, Penny Shelton, Lori Harbuck, Khala Hart, and Callie Caldwell introduced themselves to the Board. John Turnage and Ana Sherman assisted Mr. Reilley and Ms. Stumbo in the presentation.

Presenter: Dan Reilley & Kelli Stumbo, Aledo Growth Committee Co-Chairs and Members of the Aledo Growth Committee

V. **Executive Session-** The Board did not convene in closed session.

Presenter: Jessica Brown, Vice President

V.A. Section 551.074 - Personnel Matters- The Board will discuss the appointment, employment, evaluation, reassignment, duties, discipline, or dismissal of public employees or officials. (This may involve consultation with attorney as permitted under Section 551.071)

V.B. Section 551.072 - Deliberation Regarding Real Property- The Board will discuss the purchase, exchange, lease or value of real property. (This may involve consultation with attorney as permitted under section 551.071)

V.C. Section 551.0821 - School Board- The Board will discuss personally identifiable information about a public school student.

VI. **Adjourn-** 8:18 p.m.

Presenter: Jessica Brown, Vice President

Board Secretary

Special Meeting

Monday, February 13, 2023 6:00 PM

Aledo ISD Administration Board Room, 1008 Bailey Ranch Rd, Aledo, TX 76008

I. Call To Order- 6:03 p.m.

Presenter: Hoyt
Harris, President

II. Determine a Quorum- There was a quorum of Board members present including Trustees: Harris, Taylor, Loftin, Brown, and Turner.

III. Public Comment on Agenda Item- None.

Presenter: Hoyt
Harris, President

IV. Consider Approval of the Aledo Growth Committee Recommendation for the 2023 Bond Program- Aledo Growth Committee (AGC) Co-Chairs Dan Reilley and Kelli Stumbo along with AGC members John Turnage, Ana Sherman, Chuck Freeman, Ashley Davis, Hope Olsen, Kathy Fry, Matt Morris, Jeff Streetman, Penny Shelton, Aaron Valencia, Heather Moseley, Dennis Thompson, Cheryl Jones, Callie Caldwell, Khala Hart, Jack Hunt, Eric Silver, Jeremy Pruett, and Michael Fernihough represented the AGC throughout the meeting. Mr. Reilley and Ms Stumbo presented the final recommended 2023 Bond Package for a May of 2023 election. Various members of the AGC addressed the Board during the presentation. Mr. Reilley also presented a 100 year history of growth of the district. Superintendent Dr. Susan Bohn sought approval of the AGC's 2023 Bond Package recommendation. Trustee Harris made a motion, and Trustee Taylor seconded the motion. The motion passed 5-0.

Presenter: Dan
Reilley & Kelli
Stumbo, Aledo Growth
Committee Co-Chairs
and Aledo Growth
Committee Members

V. Consider and Take Action on an Order Calling a Bond Election in the District on May 6, 2023- Dr. Bohn and Chief Financial Office Earl Husfeld sought Board approval to call a May 6, 2023 bond election. Trustee Harris made a motion, and Trustee Brown seconded the motion. The motion passed 5-0.

Presenter: Susan
Bohn, Superintendent;
Earl Husfeld, Chief
Financial Officer

VI. Executive Session- 7:32 p.m.

Presenter: Hoyt
Harris, President

VI.A. Section 551.074 - Personnel Matters- The Board will discuss the appointment, employment, evaluation, reassignment, duties, discipline, or dismissal of public employees or officials. (This may involve consultation with attorney as permitted under Section 551.071)

VI.B. Section 551.072 - Deliberation Regarding Real Property- The Board will discuss the purchase, exchange, lease or value of real property. (This may involve consultation with attorney as permitted under section 551.071)

VI.C. Section 551.0821 - School Board- The Board will discuss personally identifiable information about a public school student.

VII. **Adjourn- 8:48 p.m.**

Presenter: Hoyt
Harris, President

Board Secretary



ALEDO ISD BOARD MEETING TEMPLATE

MEETING DATE: February 20, 2023

AGENDA ITEM: Consider Approval of Monthly Financial Reports

PRESENTER: Earl Husfeld, Chief Financial Officer

BACKGROUND INFORMATION:

- During each regular meeting of the Board of Trustees, the following month-end reports are presented for review: Revenue and Expenditure Fund Summary, Budget Status Report – General Fund, Cash Balances by Account, Portfolio Investment Report, Property Tax Collection Report, and Check Payment List.
- The Monthly Financial Reports as of and for the month ended January 31, 2023, are presented for your review.

FISCAL INFORMATION:

None

ATTACHMENTS:

Monthly Financial Reports

ADMINISTRATIVE RECOMMENDATION:

The Administration recommends approval of the January 2023 Monthly Financial Reports as presented.

**ALEDO INDEPENDENT SCHOOL DISTRICT
REVENUE AND EXPENDITURE FUND SUMMARY
As of January 31, 2023**

| <u>Description</u> | <u>Fund</u> | <u>Revenue Budget</u> | <u>Revenue Received</u> | <u>Revenue Balance</u> | <u>Revenue % Received</u> | <u>Expenditure Budget</u> | <u>Encumbrances Outstanding</u> | <u>Expenditure Spent</u> | <u>Expenditure Balance</u> | <u>Expenditure % Spent</u> |
|-----------------------------------|-------------|-----------------------|-------------------------|------------------------|---------------------------|---------------------------|---------------------------------|--------------------------|----------------------------|----------------------------|
| CO-CURRICULAR FUND | 184 | \$ 491,000 | \$ 427,845 | \$ 63,155 | 87.14% | \$ 2,314,414 | \$ 79,430 | \$ 914,479 | \$ 1,320,505 | 42.94% |
| GENERAL FUND | 199 | \$ 74,189,015 | \$ 50,145,241 | \$ 24,043,774 | 67.59% | \$ 74,751,196 | \$ 1,009,397 | \$ 26,153,542 | \$ 47,588,257 | 36.34% |
| ESEA TITLE I-A IMPROVING BASIC | 211 | \$ 141,959 | \$ 45,637 | \$ 96,322 | 32.15% | \$ 141,959 | \$ - | \$ 56,949 | \$ 85,010 | 40.12% |
| IDEA-B FORMULA | 224 | \$ 1,000,982 | \$ 284,419 | \$ 716,563 | 28.41% | \$ 1,000,982 | \$ - | \$ 365,624 | \$ 635,358 | 36.53% |
| IDEA-B PRESCHOOL | 225 | \$ 10,060 | \$ 3,357 | \$ 6,703 | 33.37% | \$ 10,060 | \$ - | \$ 4,589 | \$ 5,471 | 45.62% |
| NATIONAL BREAKFAST/LUNCH PROGRAM | 240 | \$ 3,750,825 | \$ 1,698,771 | \$ 2,052,054 | 45.29% | \$ 3,750,825 | \$ 244,884 | \$ 1,202,874 | \$ 2,303,066 | 38.60% |
| TITLE I PART C CARL D PERKINS | 244 | \$ 37,105 | \$ 3,750 | \$ 33,355 | 10.11% | \$ 37,105 | \$ 3,818 | \$ 7,625 | \$ 25,663 | 30.84% |
| TITLE II PART A TPTR | 255 | \$ 84,549 | \$ 41,456 | \$ 43,093 | 49.03% | \$ 84,549 | \$ 6,272 | \$ 51,184 | \$ 27,093 | 67.96% |
| TITLE III LEP | 263 | \$ 19,417 | \$ 8,473 | \$ 10,944 | 43.63% | \$ 19,417 | \$ - | \$ 10,065 | \$ 9,352 | 51.84% |
| TCLAS - ESSER III | 279 | \$ 26,710 | \$ - | \$ 26,710 | 0.00% | \$ 26,710 | \$ - | \$ 330 | \$ 26,380 | 15 1.24% |
| ARP HOMELESS II | 280 | \$ 12,651 | \$ - | \$ 12,651 | 0.00% | \$ 12,651 | \$ - | \$ - | \$ 12,651 | 0.00% |
| CRRSA ESSER II | 281 | \$ 965,117 | \$ - | \$ 965,117 | 0.00% | \$ 965,117 | \$ - | \$ 138,964 | \$ 826,153 | 14.40% |
| ARP ESSER III | 282 | \$ 740,532 | \$ - | \$ 740,532 | 0.00% | \$ 740,532 | \$ - | \$ 36,217 | \$ 704,315 | 4.89% |
| ESSER SUPPLEMENTAL | 283 | \$ 1,090,202 | \$ - | \$ 1,090,202 | 0.00% | \$ 1,090,202 | \$ - | \$ 193,716 | \$ 896,486 | 17.77% |
| IDEA-B FORMULA-ARP | 284 | \$ 265,534 | \$ - | \$ 265,534 | 0.00% | \$ 265,534 | \$ 25,774 | \$ 16,084 | \$ 223,677 | 15.76% |
| IDEA-B PRESCHOOL-ARP | 285 | \$ 9,859 | \$ - | \$ 9,859 | 0.00% | \$ 9,859 | \$ 2,301 | \$ 3,896 | \$ 3,661 | 62.86% |
| TITLE IV, PART A | 289 | \$ 11,283 | \$ 2,918 | \$ 8,365 | 25.86% | \$ 11,283 | \$ - | \$ - | \$ 11,283 | 0.00% |
| ADVANCED PLACEMENT INCENTIVES | 397 | \$ - | \$ - | \$ - | 0.00% | \$ - | \$ - | \$ - | \$ - | 0.00% |
| INSTRUCTIONAL MATERIALS FUND | 410 | \$ 138,547 | \$ 36,365 | \$ 102,182 | 26.25% | \$ 138,547 | \$ 900 | \$ - | \$ 137,647 | 0.65% |
| READ TO SUCCEED PROG/SPAT GRANT | 429 | \$ 19,047 | \$ - | \$ 19,047 | 0.00% | \$ 19,047 | \$ - | \$ - | \$ 19,047 | 0.00% |
| CAMPUS ACTIVITY FUNDS | 461 | \$ 347,945 | \$ 306,661 | \$ 41,284 | 88.13% | \$ 1,082,932 | \$ 90,015 | \$ 326,859 | \$ 666,058 | 38.49% |
| EDUCATION FOUNDATION GRANT AWARDS | 490 | \$ 94,705 | \$ 94,705 | \$ - | 100.00% | \$ 94,705 | \$ 62,875 | \$ 15,963 | \$ 15,867 | 83.25% |

**ALEDO INDEPENDENT SCHOOL DISTRICT
REVENUE AND EXPENDITURE FUND SUMMARY
As of January 31, 2023**

| <u>Description</u> | <u>Fund</u> | <u>Revenue Budget</u> | <u>Revenue Received</u> | <u>Revenue Balance</u> | <u>Revenue % Received</u> | <u>Expenditure Budget</u> | <u>Encumbrances Outstanding</u> | <u>Expenditure Spent</u> | <u>Expenditure Balance</u> | <u>Expenditure % Spent</u> |
|------------------------------------|-------------|-----------------------|-------------------------|------------------------|---------------------------|---------------------------|---------------------------------|--------------------------|----------------------------|----------------------------|
| DEBT SERVICE FUND | 511 | \$ 22,408,039 | \$ 16,663,408 | \$ 5,744,631 | 74.36% | \$ 22,408,039 | \$ - | \$ 750 | \$ 22,407,289 | 0.00% |
| 2015 CAPITAL PROJECTS FUND | 615 | \$ 25,000 | \$ 50,672 | \$ (25,672) | 202.69% | \$ 2,709,537 | \$ 1,423,374 | \$ 379,952 | \$ 906,211 | 66.55% |
| 2019 CAPITAL PROJECTS FUND | 619 | \$ 200,000 | \$ 232,053 | \$ (32,053) | 116.03% | \$ 15,000,000 | \$ 5,483,896 | \$ 5,770,607 | \$ 3,745,496 | 75.03% |
| ALEDO ISD PRE-K ACADEMY | 715 | \$ 611,557 | \$ 264,968 | \$ 346,589 | 43.33% | \$ 611,557 | \$ 6,649 | \$ 268,398 | \$ 336,511 | 44.97% |
| BEARCAT STORE | 730 | \$ 50,000 | \$ 44,182 | \$ 5,818 | 88.36% | \$ 73,416 | \$ 9,190 | \$ 39,706 | \$ 24,520 | 66.60% |
| COMMUNITY PARTNERS | 732 | \$ 6,000 | \$ - | \$ 6,000 | 0.00% | \$ 6,000 | \$ 545 | \$ 1,818 | \$ 3,636 | 39.40% |
| STADIUM ADVERTISING | 733 | \$ 50,000 | \$ 24,015 | \$ 25,985 | 48.03% | \$ 50,000 | \$ - | \$ - | \$ 50,000 | 0.00% |
| DON R DANIEL ENDOWMENT FUND | 816 | \$ 250 | \$ 418 | \$ (168) | 167.05% | \$ 10,000 | \$ - | \$ 5,766 | \$ 4,234 | 57.66% |
| DAN MANNING ENDOWMENT FUND | 817 | \$ 250 | \$ 399 | \$ (149) | 159.56% | \$ 2,500 | \$ - | \$ - | \$ 2,500 | 0.00% |
| JULIE CHOATE HIGHER EDUCATION FUND | 820 | \$ 250 | \$ 501 | \$ (251) | 200.57% | \$ 5,000 | \$ - | \$ 5,000 | \$ - | 100.00% |
| ANGLER CLUB SCHOLARSHIP FUND | 821 | \$ 250 | \$ 153 | \$ 97 | 61.20% | \$ 5,000 | \$ - | \$ 2,500 | \$ 2,500 | 50.00% |
| S & P ENDOWMENT FUND | 822 | \$ 2,000 | \$ - | \$ 2,000 | 0.00% | \$ 2,000 | \$ - | \$ - | \$ 2,000 | 0.00% |
| PIERCE G MARTIN MEMORIAL FUND | 823 | \$ 250 | \$ 2,479 | \$ (2,229) | 991.67% | \$ - | \$ - | \$ - | \$ - | 0.00% |
| HUCKABEE ENDOWMENT FUND | 824 | \$ 2,500 | \$ - | \$ 2,500 | 0.00% | \$ 2,500 | \$ - | \$ - | \$ 2,500 | 0.00% |

**ALEDO INDEPENDENT SCHOOL DISTRICT
BUDGET STATUS REPORT - GENERAL FUND
As of January 31, 2023**

| REVENUES | | | | | | |
|-----------------|---|-------------------------|-------------------------|-------------------------|----------------|------------------|
| FUND | DESCRIPTION | 2022-2023 | | | | 2021-2022 |
| | | BUDGET | YTD REVENUE | BALANCE | YTD % | YTD % |
| | 5700 REVENUE FROM LOCAL SOURCES | | | | | |
| 199 | 5711 TAXES, CURRENT YEAR M&O | \$ 48,663,643.00 | \$ 35,136,273.75 | \$ 13,527,369.25 | 72.20% | 84.54% |
| 199 | 5712 TAXES, PRIOR YEAR | 325,000.00 | (32,363.80) | 357,363.80 | -9.96% | 121.28% |
| 199 | 5719 PENALTY/INTEREST | 180,000.00 | 18,771.49 | 161,228.51 | 10.43% | 25.25% |
| | TOTAL REAL AND PERSONAL PROPERTY TAXES | \$ 49,168,643.00 | \$ 35,122,681.44 | \$ 14,045,961.56 | 71.43% | 84.53% |
| 199 | 5739 TUITION/PAID PRE-K | \$ 25,000.00 | \$ 34,539.30 | \$ (9,539.30) | 138.16% | 0.00% |
| 199 | 5742 INTEREST FROM INVESTMENTS - BANK | 7,500.00 | 29,009.97 | (21,509.97) | 386.80% | 37.05% |
| 199 | 5742 INTEREST FROM INVESTMENTS - TEXPOOL | 175,000.00 | 469,250.57 | (294,250.57) | 268.14% | 24.77% |
| 199 | 5743 FACILITY USE RENT/FEES | 35,000.00 | - | 35,000.00 | 0.00% | 0.51% |
| 184 | 5749 FACILITY USE RENT/PARKING - STADIUM | 37,500.00 | 484.70 | 37,015.30 | 1.29% | 45.78% |
| 199 | 5749 MISCELLANEOUS REVENUE | 50,000.00 | 31,464.18 | 18,535.82 | 62.93% | 74.11% |
| 199 | 5749 EXAM FEES/TESTING FEES/STUDENT PARKING | 41,000.00 | 30,338.26 | 10,661.74 | 74.00% | 144.96% |
| 184 | 5752 ATHLETIC RECEIPTS/CONCESSIONS - STADIUM | 453,500.00 | 427,360.56 | 26,139.44 | 94.24% | 72.58% |
| 199 | 5753 BAND STUDENT PARTICIPATION | 150,000.00 | 64,927.54 | 85,072.46 | 43.29% | 24.11% |
| | TOTAL OTHER REVENUE LOCAL SOURCES | \$ 974,500.00 | \$ 1,087,375.08 | \$ (112,875.08) | 111.58% | 59.96% |
| | TOTAL REVENUE FROM LOCAL SOURCES | \$ 50,143,143.00 | \$ 36,210,056.52 | \$ 13,933,086.48 | 72.21% | 84.11% |
| | 5800 REVENUE FROM STATE SOURCES | | | | | |
| 199 | 5810 PER CAPITA/FOUNDATION SCHOOL PROGRAM | \$ 20,289,206.00 | \$ 14,344,774.00 | \$ 5,944,432.00 | 70.70% | 38.33% |
| 184/199 | 5831 TRS/TRS CARE ON-BEHALF BENEFITS | 3,814,666.00 | - | 3,814,666.00 | 0.00% | 0.00% |
| | TOTAL STATE PROGRAM REVENUES | \$ 24,103,872.00 | \$ 14,344,774.00 | \$ 9,759,098.00 | 59.51% | 32.45% |
| | 5900 REVENUE FROM FEDERAL SOURCES | | | | | |
| 199 | 5931 SCHOOL HEALTH/SHARS | \$ 425,000.00 | \$ 11,928.85 | \$ 413,071.15 | 2.81% | 0.26% |
| | TOTAL FEDERAL PROGRAM REVENUES | \$ 425,000.00 | \$ 11,928.85 | \$ 413,071.15 | 2.81% | 0.26% |
| | 7900 OTHER SOURCES | | | | | |
| 199 | 7910 SALE OF PROPERTY/SPECIAL ITEMS | \$ 500.00 | \$ 2,250.00 | \$ (1,750.00) | 450.00% | 0.00% |
| 199 | 7940 GAS LEASE RECEIPTS & OTHER RESOURCES | 7,500.00 | 4,077.26 | 3,422.74 | 54.36% | 75.67% |
| | TOTAL OTHER RESOURCES | \$ 8,000.00 | \$ 6,327.26 | \$ 1,672.74 | 79.09% | 70.95% |
| | TOTAL REVENUES | \$ 74,680,015.00 | \$ 50,573,086.63 | \$ 24,106,928.37 | 67.72% | 67.54% |

**ALEDO INDEPENDENT SCHOOL DISTRICT
BUDGET STATUS REPORT - GENERAL FUND
As of January 31, 2023**

| EXPENDITURES | | | | | | | | |
|---------------------|--|-------------------------|------------------------|-------------------------|-------------------------|---------------|------------------|--|
| FUND | FUNCTION/DESCRIPTION | 2022-2023 | | | | | 2021-2022 | |
| | | BUDGET | ENCUMBRANCES | YTD EXPENSE | BALANCE | YTD % | YTD % | |
| 199 | 11 CLASSROOM INSTRUCTION | \$ 43,449,942.00 | \$ 163,476.97 | \$ 13,644,687.06 | \$ 29,641,777.97 | 31.78% | 32.87% | |
| 199 | 12 INSTRUCTIONAL RESOURCES & MEDIA SERVICES | 900,792.00 | 12,418.45 | 273,709.43 | 614,664.12 | 31.76% | 33.54% | |
| 199 | 13 CURRICULUM/INSTRUCTIONAL STAFF DEVELOPMENT | 967,801.00 | 48,195.03 | 317,136.06 | 602,469.91 | 37.75% | 32.98% | |
| 199 | 21 INSTRUCTIONAL LEADERSHIP | 992,505.00 | 8,395.84 | 393,601.48 | 590,507.68 | 40.50% | 39.06% | |
| 199 | 23 SCHOOL LEADERSHIP | 4,170,826.00 | 16,178.02 | 1,641,889.33 | 2,512,758.65 | 39.75% | 39.24% | |
| 199 | 31 GUIDANCE, COUNSELING, & EVALUATION SERVICES | 2,784,701.00 | 13,589.76 | 870,957.80 | 1,900,153.44 | 31.76% | 33.07% | |
| 199 | 33 HEALTH SERVICES | 799,931.00 | 18,665.65 | 232,433.40 | 548,831.95 | 31.39% | 32.15% | |
| 199 | 34 STUDENT (PUPIL) TRANSPORTATION | 3,683,383.00 | 76,385.14 | 1,554,035.91 | 2,052,961.95 | 44.26% | 39.99% | |
| 199 | 35 FOOD SERVICES | 111,717.00 | - | - | 111,717.00 | 0.00% | 0.00% | |
| 184 | 36 CO-CURRICULAR/EXTRACURRICULAR ACTIVITIES | 2,314,414.00 | 79,430.27 | 914,478.57 | 1,320,505.16 | 42.94% | 44.42% | |
| 199 | 36 CO-CURRICULAR/EXTRACURRICULAR ACTIVITIES | 915,298.00 | 71,984.78 | 307,136.24 | 536,176.98 | 41.42% | 44.38% | |
| 199 | 41 GENERAL ADMINISTRATION | 3,224,871.00 | 35,013.97 | 1,194,126.22 | 1,995,730.81 | 38.11% | 37.22% | |
| 199 | 51 PLANT MAINTENANCE & OPERATIONS | 8,432,894.00 | 272,022.68 | 3,939,697.57 | 4,221,173.75 | 49.94% | 47.14% | |
| 199 | 52 SECURITY & MONITORING SERVICES | 873,795.00 | 73,754.26 | 304,042.41 | 495,998.33 | 43.24% | 43.84% | |
| 199 | 53 DATA PROCESSING SERVICES | 2,088,310.00 | 199,316.47 | 1,016,809.41 | 872,184.12 | 58.23% | 59.64% | |
| 199 | 61 COMMUNITY SERVICES | 44,430.00 | - | 374.74 | 44,055.26 | 0.84% | 0.00% | |
| 199 | 81 FACILITIES ACQUISITION & CONSTRUCTION | 35,000.00 | - | 4,700.00 | 30,300.00 | 13.43% | 74.80% | |
| 199 | 91 CHAPTER 41 PAYMENT TO STATE | 375,000.00 | - | - | 375,000.00 | 0.00% | 0.00% | |
| 199 | 99 OTHER INTERGOVERNMENTAL CHARGES | 900,000.00 | - | 458,205.23 | 441,794.77 | 50.91% | 53.46% | |
| | TOTAL EXPENDITURES | \$ 77,065,610.00 | \$ 1,088,827.29 | \$ 27,068,020.86 | \$ 48,908,761.85 | 36.54% | 37.93% | |

**ALEDO INDEPENDENT SCHOOL DISTRICT
CASH BALANCES BY ACCOUNT
As of January 31, 2023**

Month end reconciled cash balances at First Financial Bank are the following:

| <u>Fund/Description</u> | <u>Amount</u> |
|---|---------------------------------------|
| General Fund: | |
| First Financial Bank | \$ <u>2,980,266.42</u> |
| Total General Fund | \$ <u>2,980,266.42</u> |
| Debt Service Fund: | |
| First Financial Bank | \$ <u>4,085.71</u> |
| Total Debt Service Fund | \$ <u>4,085.71</u> |
| 2015 Capital Projects Fund: | |
| First Financial Bank | \$ <u>16,590.82</u> |
| Total 2015 Capital Projects Fund | \$ <u>16,590.82</u> |
| 2019 Capital Projects Fund: | |
| First Financial Bank | \$ <u>77,360.14</u> |
| Total 2019 Capital Projects Fund | \$ <u>77,360.14</u> |
| Campus/Student Activity Funds: | |
| First Financial Bank | \$ <u>1,349,962.23</u> |
| Total Campus/Student Activity Funds | \$ <u>1,349,962.23</u> |
| Endowments/Awards Funds: | |
| First Financial Bank | \$ <u>20,081.32</u> |
| Total Endowments/Awards Funds | \$ <u>20,081.32</u> |
| Grand Total Cash Balances | \$ <u><u>4,448,346.64</u></u> |
| Collateral Pledged by First Financial Bank | \$ <u><u>19,218,201.45</u></u> |

**ALEDO INDEPENDENT SCHOOL DISTRICT
PORTFOLIO INVESTMENT REPORT
January 1, 2023 through January 31, 2023**

| <u>Fund/Description</u> | <u>Book Value 01/01/2023</u> | <u>Deposits/ Purchases</u> | <u>Withdrawals/ Maturities</u> | <u>Interest</u> | <u>Book Value 01/31/2023</u> | <u>Average Yield</u> | <u>Market Value 01/31/2023</u> |
|------------------------------------|----------------------------------|--------------------------------|------------------------------------|----------------------|----------------------------------|--------------------------|------------------------------------|
| General Fund: | | | | | | | |
| TexPool | \$ 24,503,142.81 | \$ 22,585,000.00 | \$ - | \$ 161,006.46 | \$ 47,249,149.27 | 4.5200% | \$ 47,249,149.27 |
| General Fund Totals | \$ 24,503,142.81 | \$ 22,585,000.00 | \$ - | \$ 161,006.46 | \$ 47,249,149.27 | | \$ 47,249,149.27 |
| Debt Service Fund: | | | | | | | |
| TexPool | \$ 8,054,256.86 | \$ 12,105,000.00 | \$ (750.00) | \$ 65,836.63 | \$ 20,224,343.49 | 4.5200% | \$ 20,224,343.49 |
| Debt Service Fund Totals | \$ 8,054,256.86 | \$ 12,105,000.00 | \$ (750.00) | \$ 65,836.63 | \$ 20,224,343.49 | | \$ 20,224,343.49 |
| Capital Projects Fund 2015: | | | | | | | |
| TexPool | \$ 3,193,661.76 | \$ - | \$ (255,000.00) | \$ 11,974.11 | \$ 2,950,635.87 | 4.5200% | \$ 2,950,635.87 |
| Capital Projects Fund 2019: | | | | | | | |
| TexPool | \$ 13,381,837.30 | \$ - | \$ (190,100.00) | \$ 50,791.74 | \$ 13,242,529.04 | 4.5200% | \$ 13,242,529.04 |
| Endowments/Awards Funds: | | | | | | | |
| TexPool | \$ 92,071.37 | \$ - | \$ (5,775.00) | \$ 347.05 | \$ 86,643.42 | 4.5200% | \$ 86,643.42 |
| Investment Pool Totals: | | | | | | | |
| TexPool | \$ 49,224,970.10 | \$ 34,690,000.00 | \$ (451,625.00) | \$ 289,955.99 | \$ 83,753,301.09 | 4.5200% | \$ 83,753,301.09 |
| Portfolio Totals | \$ 49,224,970.10 | \$ 34,690,000.00 | \$ (451,625.00) | \$ 289,955.99 | \$ 83,753,301.09 | | \$ 83,753,301.09 |

This Portfolio Investment Report of the Aledo Independent School District for the month ended January 31, 2023, is in full compliance with the District's investment policy and strategy as established by the District and the Public Funds Investment Act, Chapter 2256, of the Government Code.

/s/ Earl H. Husfeld, CPA

Earl H. Husfeld, CPA, Chief Financial Officer

/s/ Beverly Hanson

Beverly Hanson, Business Manager

ALEDO INDEPENDENT SCHOOL DISTRICT
PROPERTY TAX COLLECTION REPORT
As of January 31, 2023

| Description | Current Year Collections | | Delinquent Years Collections | |
|---|--------------------------|-----------------|------------------------------|----------------|
| | Month | Year-to-Date | Month | Year-to-Date |
| Original Tax Levy/Balance | \$71,090,522.81 | \$71,180,023.02 | \$1,016,273.16 | \$863,781.40 |
| Levy Adjustments | 77,567.17 | (11,933.04) | (12,728.02) | 139,763.74 |
| Adjusted Tax Levy/Balance | \$71,168,089.98 | \$71,168,089.98 | \$1,003,545.14 | \$1,003,545.14 |
| Tax Collections | \$19,602,410.38 | \$58,108,959.55 | \$17,428.55 | \$44,153.62 |
| Penalty & Interest | 0.00 | 0.00 | 1,224.94 | 24,016.64 |
| Total Collections | \$19,602,410.38 | \$58,108,959.55 | \$18,653.49 | \$68,170.26 |
| Tax Collection Percent | 27.54% | 81.65% | 1.74% | 4.40% |
| Tax Collection Percent Prior Year | 26.06% | 89.51% | 7.65% | 43.52% |
| Unpaid Tax Balance at Month End | \$13,059,130.43 | | \$959,391.52 | |
| Percent of Total Collections to Adjusted Levy | 81.75% | | | |

This report is prepared in accordance with Chapter 31, Section 31.10 of the Texas Property Tax Code.

Earl H. Husfeld, CPA
Chief Financial Officer

For the Month of January

| Check Nbr | Check Date | Payee | Organization | Fnd-Fnc-Obj.So-Org-Prog | Reason | Amount |
|-----------|------------|-------|--------------|-------------------------|--------------------------|---------------------|
| | | | | | Totals for Fund 184 / 3 | 53,255.10 |
| | | | | | Totals for Fund 199 / 3 | 1,415,494.81 |
| | | | | | Totals for Fund 224 / 3 | 20,148.91 |
| | | | | | Totals for Fund 240 / 3 | 84,536.47 |
| | | | | | Totals for Fund 244 / 3 | 3,874.50 |
| | | | | | Totals for Fund 255 / 3 | 9,728.00 |
| | | | | | Totals for Fund 263 / 3 | 550.00 |
| | | | | | Totals for Fund 279 / 3 | 330.00 |
| | | | | | Totals for Fund 284 / 3 | 7,244.50 |
| | | | | | Totals for Fund 285 / 3 | 2,017.07 |
| | | | | | Totals for Fund 461 / 3 | 47,887.48 |
| | | | | | Totals for Fund 511 / 3 | 750.00 |
| | | | | | Totals for Fund 615 / 3 | 256,227.35 |
| | | | | | Totals for Fund 619 / 3 | 188,738.18 |
| | | | | | Totals for Fund 715 / 3 | 2,125.57 |
| | | | | | Totals for Fund 730 / 3 | 978.73 |
| | | | | | Totals for Fund 816 / 3 | 5,766.00 |
| | | | | | Totals for Fund 865 / 3 | 100,638.17 |
| | | | | | Totals For Checks | 2,200,290.84 |

Estimated Number Of Unpaid Checks To Print:0

End of Report

For the Month of January

| Check Nbr | Trans Date | Payee | PO Nbr | Invoice Nbr | Fnd-Fnc-Obj.So-Org-Prog | Reason | Amount | EFT |
|-----------|------------|-----------------------|--------|----------------|---------------------------|--------------------------------|----------------|-----|
| | | CDW LLC | | FP46436 | 199-51-6398.00-910-399910 | PO 301363 RETURN | -232.16 | N |
| | | HILAND DAIRY FOODS C | | 53011723684230 | 240-35-6341.00-001-399950 | PO 303342 RETURNS | -13.80 | N |
| | | | | 53012023684241 | 240-35-6341.00-001-399950 | PO 303342 RETURNS | -23.45 | N |
| | | | | 53011323684224 | 240-35-6341.00-009-399950 | PO 303154 RETURNS | -17.26 | N |
| | | | | 53012023684240 | 240-35-6341.00-009-399950 | PO 303342 RETURNS | -5.18 | N |
| | | | | 53012423684246 | 240-35-6341.00-009-399950 | PO 303497 RETURNS | -37.96 | N |
| | | | | 53011323684224 | 240-35-6341.00-101-399950 | PO 303154 RETURNS | -28.61 | N |
| | | | | 53011323684225 | 240-35-6341.00-103-399950 | PO 303154 RETURNS | -118.15 | N |
| | | | | 53011723684231 | 240-35-6341.00-103-399950 | PO 303342 RETURNS | -21.09 | N |
| | | | | 53011323684225 | 240-35-6341.00-106-399950 | PO 303154 RETURNS | -44.96 | N |
| | | | | 53011023684216 | 240-35-6341.00-107-399950 | PO 303154 RETURNS | -36.00 | N |
| | | | | | | Totals for Vendor 22248 | -346.46 | |
| | | LABATT INSTITUTIONAL | | 01245344 | 240-35-6341.00-041-399950 | PO 303665 RETURNS | -29.39 | N |
| | | | | 01035639 | 240-35-6341.00-101-399950 | PO 303138 RETURNS | -40.14 | N |
| | | | | 01175303 | 240-35-6341.00-101-399950 | PO 303397 RETURNS | -42.70 | N |
| | | | | 01035642 | 240-35-6341.00-103-399950 | PO 303138 RETURNS | -10.46 | N |
| | | | | 01035624 | 240-35-6341.00-105-399950 | PO 303138 RETURNS | -78.64 | N |
| | | | | 01104777 | 240-35-6342.00-103-399950 | PO 303167 RETURNS | -20.36 | N |
| | | | | | | Totals for Vendor 10924 | -221.69 | |
| 001206 | 01-19-2023 | UNIVERSITY of MARY HA | 081318 | C BEATY | 816-11-6499.00-999-311000 | INCORRECT AMOUNT | -5,755.00 | N |
| | 01-20-2023 | UNIVERSITY of MARY HA | 081318 | C BEATY | 816-11-6499.00-999-311000 | SCHOLARSHIP | 5,755.00 | N |
| | | | | | | Totals for Check 001206 | .00 | |
| 001207 | 01-20-2023 | UNIVERSITY of MARY HA | 081326 | C BEATY | 816-11-6499.00-999-311000 | REPLACE CHECK #001206 | 5,766.00 | N |
| 001363 | 01-20-2023 | GLIDEN INDUSTRIES, LL | 081317 | APP NO 2 | 615-51-6299.00-999-399330 | PO 206400 | 256,227.35 | N |
| 002525 | 01-06-2023 | BSN SPORTS, LLC | 081192 | 919732482 | 619-00-2110.00-000-300000 | PO 204885 | 14,214.00 | N |
| 002526 | 01-06-2023 | DELTA-T | 081190 | 4632 | 619-81-6629.00-999-399300 | PO 104997 | 5,960.00 | N |
| 002527 | 01-06-2023 | DELTA-T | 081191 | 4627 | 619-81-6629.00-041-399200 | PO 104998 | 12,330.00 | N |
| 002528 | 01-05-2023 | DEMCO, INC | 081193 | 7188739 | 619-00-2110.00-000-300000 | PRINTER ERROR | -7,299.97 | N |
| | 01-06-2023 | DEMCO, INC | 081193 | 7188739 | 619-00-2110.00-000-300000 | PO 205269 | 7,299.97 | N |
| | | | | | | Totals for Check 002528 | .00 | |
| 002529 | 01-05-2023 | FOLLETT CONTENT SOL | | 478230C | 619-00-2110.00-000-300000 | PRINTER ERROR | 32.00 | N |
| | | | 081199 | 478230F | 619-00-2110.00-000-300000 | PRINTER ERROR | -2,676.78 | N |
| | | | 081199 | 478230C | 619-00-2110.00-000-300000 | PRINTER ERROR | -3,310.94 | N |
| | | | 081199 | 478230B | 619-00-2110.00-000-300000 | PRINTER ERROR | -9,736.98 | N |
| | | | | 478230F | 619-00-2110.00-000-300000 | PRINTER ERROR | 209.07 | N |
| | 01-06-2023 | FOLLETT CONTENT SOL | 081199 | 478230B | 619-00-2110.00-000-300000 | PO 204192 | 9,736.98 | N |
| | | | 081199 | 478230C | 619-00-2110.00-000-300000 | PO 204192 | 3,310.94 | N |
| | | | 081199 | 478230F | 619-00-2110.00-000-300000 | PO 204192 | 2,676.78 | N |
| | | | | 478230F | 619-00-2110.00-000-300000 | PO 204192 BILLING ERROR | -209.07 | N |
| | | | | 478230C | 619-00-2110.00-000-300000 | PO 204192 RETURNS | -32.00 | N |
| | | | | | | Totals for Check 002529 | -.00 | |

For the Month of January

| Check Nbr | Check Date | Payee | PO Nbr | Invoice Nbr | Fnd-Fnc-Obj.So-Org-Prog | Reason | Amount | EFT |
|--------------------------------|------------|------------------------|--------|--------------|---------------------------|------------------------------|------------------|-----|
| 002530 | 01-06-2023 | LAKESHORE LEARNING | 081194 | 245946101222 | 619-00-2110.00-000-300000 | PO 206412 | 2,830.05 | N |
| 002531 | 01-06-2023 | LONE STAR FURNISHIN | 301306 | 20220938 | 619-11-6398.00-041-399200 | FURNITURE/AMS | 40,458.75 | N |
| | | | 301304 | 20220940 | 619-11-6398.00-999-399300 | FURNITURE/MMS | 48,040.78 | N |
| Totals for Check 002531 | | | | | | | 88,499.53 | |
| 002532 | 01-06-2023 | DEMCO, INC | 081226 | 7188739 | 619-00-2110.00-000-300000 | REPLACE CHECK #002528 | 7,299.97 | N |
| 002533 | 01-06-2023 | FOLLETT CONTENT SOL | 081227 | 478230B | 619-00-2110.00-000-300000 | REPLACE CHECK #002529 | 9,736.98 | N |
| | | | 081227 | 478230C | 619-00-2110.00-000-300000 | REPLACE CHECK #002529 | 3,310.94 | N |
| | | | 081227 | 478230F | 619-00-2110.00-000-300000 | REPLACE CHECK #002529 | 2,676.78 | N |
| | | | | 478230C | 619-00-2110.00-000-300000 | REPLACE CHECK #002529 | -32.00 | N |
| | | | | 478230F | 619-00-2110.00-000-300000 | REPLACE CHECK #002529 | -209.07 | N |
| Totals for Check 002533 | | | | | | | 15,483.63 | |
| 002534 | 01-20-2023 | ADVANCED CONNECTIO | 081311 | 41200-R | 619-00-2110.00-000-300000 | PO 203653 | 7,238.00 | N |
| 002535 | 01-20-2023 | FLINN SCIENTIFIC, INC. | 081312 | 2768222 | 619-00-2110.00-000-300000 | PO 206293 | 2,383.44 | N |
| 002536 | 01-20-2023 | LEA PARK & PLAY, INC | 081288 | 8690 | 619-81-6629.00-999-399100 | PO 107066 | 5,500.00 | N |
| 002537 | 01-20-2023 | TOWN OF ANNETTA | 081319 | 039 | 619-81-6629.00-999-399100 | PRINCIPAL TECHNOLOGY | 255.00 | N |
| 002538 | 01-19-2023 | TOWN OF ANNETTA | 081320 | 040 | 619-81-6629.01-999-399100 | PRINTING ERROR | -373.18 | N |
| | 01-20-2023 | TOWN OF ANNETTA | 081320 | 040 | 619-81-6629.01-999-399100 | INSPECTION FEE (HALFF ASSOC) | 373.18 | N |
| Totals for Check 002538 | | | | | | | .00 | |
| 002539 | 01-19-2023 | TOWN OF ANNETTA | 081321 | 041 | 619-81-6629.00-999-399100 | PRINTING ERROR | -935.00 | N |
| | 01-20-2023 | TOWN OF ANNETTA | 081321 | 041 | 619-81-6629.00-999-399100 | PRINCIPAL TECHNOLOGY | 935.00 | N |
| Totals for Check 002539 | | | | | | | .00 | |
| 002540 | 01-20-2023 | TOWN OF ANNETTA | 081322 | 042 | 619-81-6629.01-999-399100 | INSPECTION FEE (HALFF ASSOC) | 336.38 | N |
| 002541 | 01-20-2023 | TOWN OF ANNETTA | 081324 | 040 | 619-81-6629.01-999-399100 | REPLACE CHECK #002538 | 373.18 | N |
| 002542 | 01-20-2023 | TOWN OF ANNETTA | 081325 | 041 | 619-81-6629.00-999-399100 | REPLACE CHECK #002539 | 935.00 | N |
| 010301 | 01-03-2023 | THE BANK OF NEW YOR | 081240 | 252-2515858 | 511-71-6599.00-960-399000 | ADMINISTRATIVE FEE | 750.00 | N |
| 010302 | 01-03-2023 | RATTIKIN TITLE COMPA | 081426 | GF223624 | 619-81-6619.00-999-399700 | ESCROW/FURUTE SCHOOL SITE | 25,000.00 | N |
| 010303 | 01-03-2023 | RATTIKIN TITLE COMPA | 081427 | GF223624 | 619-81-6619.00-999-399700 | OPTION FEE/FUTURE SCHOOL SI | 100.00 | N |
| 010501 | 01-05-2023 | FRONTSTREAM | 081242 | #INV328805 | 199-41-6499.01-750-399750 | CC PROCESSING FEE | 111.70 | N |
| 011002 | 01-10-2023 | FIRST FINANCIAL BANK | 081243 | 630006 | 199-41-6499.01-750-399750 | CC PROCESSING FEE | 3,629.37 | N |
| 011201 | 01-12-2023 | GORDON-DARBY, INC | 081241 | 221213076 | 199-34-6249.02-930-399930 | EMMISSIONS TESTING | .33 | N |
| 011701 | 01-17-2023 | TEXAS COMPTROLLER | 081244 | DECEMBER | 730-61-6499.00-999-399000 | SALES AND USE TAX PMT | 978.73 | N |
| 011801 | 01-18-2023 | ARBITERPAY TRUST AC | 081245 | ARBITERPAY | 184-36-6299.00-001-391960 | GAME OFFICIALS | 8,000.00 | N |
| 032593 | 01-13-2023 | ENNIS ISD | 302487 | 557700 | 461-36-6499.02-001-311000 | OVER PAYMENT | -300.00 | N |
| 032638 | 01-25-2023 | UNIVERSAL CHEERLEA | 302718 | REG- | 865-00-2191.25-001-300000 | LOST IN MAIL | -29,154.00 | N |
| 032640 | 01-06-2023 | AMERICAN AGRO PROD | 302533 | 2001061 | 461-11-6499.03-001-322972 | SUPPLIES | 247.70 | N |
| | | | 302534 | 2001062 | 461-11-6499.03-001-322972 | SUPPLIES | 524.56 | N |
| Totals for Check 032640 | | | | | | | 772.26 | |

For the Month of January

| Check Nbr | Check Date | Payee | PO Nbr | Invoice Nbr | Fnd-Fnc-Obj.So-Org-Prog | Reason | Amount | EFT |
|--------------------------------|------------|----------------------|--------|----------------|---------------------------|----------------------------|-----------------|-----|
| 032641 | 01-06-2023 | MARK OF EXCELLENCE | 302647 | 32693 | 461-11-6399.01-102-311000 | MEETING EXPENSE | 141.48 | N |
| 032642 | 01-06-2023 | ECHO EDUCATION SER | 302910 | 230427-1 DEP | 461-11-6499.02-104-311000 | FIELD TRIP | 1,547.00 | N |
| 032643 | 01-06-2023 | EFFORTLESS BRANDIN | 302425 | 3532 | 461-11-6399.01-001-311000 | SUPPLIES | 668.90 | N |
| | | | 302691 | 3534 | 461-11-6399.01-001-311000 | SUPPLIES | 2,240.91 | N |
| | | | 302692 | 3531 | 461-11-6399.03-001-311000 | SUPPLIES | 707.00 | N |
| Totals for Check 032643 | | | | | | | 3,616.81 | |
| 032644 | 01-06-2023 | DELI MANAGEMENT, INC | 302633 | 22120701008002 | 461-11-6399.03-001-311000 | MEETING EXPENSE | 399.15 | N |
| 032645 | 01-06-2023 | LEGENDS HOSPITALITY, | 302973 | VANDAGRIFF | 461-11-6499.02-101-311000 | FIELD TRIP | 3,105.00 | N |
| 032646 | 01-06-2023 | LOS VAQUEROS RESTA | 302513 | ALEDO HIGH | 461-11-6399.03-001-311000 | STAFF CHRISTMAS PARTY | 1,820.50 | N |
| 032647 | 01-06-2023 | SIGNS OF MIDLO & HAC | 301669 | ANNETTA ELEM | 461-11-6399.01-106-311000 | CAMPUS EVENT | 80.00 | N |
| 032648 | 01-06-2023 | CAPITAL ONE | 302402 | SAM'S CLUB | 461-11-6399.01-001-311000 | SUPPLIES | 167.74 | N |
| | | | 302402 | WALMART | 461-11-6399.01-001-311000 | SUPPLIES | 49.42 | N |
| | | | 302314 | SAM'S CLUB | 461-11-6399.01-009-311000 | GENERAL SUPPLIES/DNGC | 127.36 | N |
| | | | 302314 | SAM'S CLUB | 461-11-6399.01-009-311000 | GENERAL SUPPLIES/DNGC | 127.36 | N |
| | | | 302314 | SAM'S CLUB | 461-11-6399.01-009-311000 | GENERAL SUPPLIES/DNGC | 47.48 | N |
| | | | 302314 | SAM'S CLUB | 461-11-6399.01-009-311000 | GENERAL SUPPLIES/DNGC | 208.00 | N |
| | | | 302437 | WALMART | 461-11-6399.01-009-311000 | SUPPLIES | 149.67 | N |
| | | | 302437 | WALMART | 461-11-6399.01-009-311000 | SUPPLIES | 97.23 | N |
| | | | 302640 | WALMART | 461-11-6399.01-009-311000 | SUPPLIES | 110.89 | N |
| | | | 302640 | WALMART | 461-11-6399.01-009-311000 | SUPPLIES | 46.90 | N |
| | | | 302640 | WALMART | 461-11-6399.01-009-311000 | SUPPLIES | 16.32 | N |
| | | | 302640 | WALMART | 461-11-6399.01-009-311000 | SUPPLIES | 138.86 | N |
| | | | 302640 | WALMART | 461-11-6399.01-009-311000 | SUPPLIES | 29.10 | N |
| | | | 302640 | WALMART | 461-11-6399.01-009-311000 | SUPPLIES | 27.94 | N |
| | | | 302548 | WALMART | 461-11-6399.01-042-311000 | SUPPLIES | 160.00 | N |
| | | | 302320 | WALMART | 461-11-6399.01-101-311000 | GENERAL SUPPLIES/VANDAGRIF | 182.28 | N |
| | | | 302320 | WALMART | 461-11-6399.01-101-311000 | GENERAL SUPPLIES/VANDAGRIF | 22.00 | N |
| | | | 302234 | WALMART | 461-11-6399.01-103-311000 | SUPPLIES | 296.70 | N |
| | | | 302321 | WALMART | 461-11-6399.01-104-311000 | GENERAL SUPPLIES/MCCALL | 136.34 | N |
| | | | 302492 | WALMART | 461-11-6399.01-106-311000 | SUPPLIES/CHOIR & KITHCHEN | 135.93 | N |
| | | | 302886 | WALMART | 461-11-6399.03-102-311000 | SUPPLIES | 182.44 | N |
| | | | 302858 | WALMART | 461-11-6399.03-102-311000 | SUPPLIES | 22.84 | N |
| Totals for Check 032648 | | | | | | | 2,482.80 | |
| 032649 | 01-06-2023 | CHICK-FIL-A BENBROOK | 302930 | 5997927 | 865-00-2191.31-001-300000 | STUDENT MEALS/AHS BAND | 2,894.45 | N |
| 032650 | 01-06-2023 | EFFORTLESS BRANDIN | 302870 | 3556 | 865-00-2191.45-009-300000 | SUPPLIES | 494.00 | N |
| 032651 | 01-06-2023 | MR. JIM'S PIZZA-#9 | 302967 | 009-7213877 | 865-00-2191.15-001-300000 | STUDENT MEALS | 845.19 | N |
| 032652 | 01-06-2023 | R&R TRAVEL | 302837 | ALEDO HS | 865-00-2191.26-001-300000 | STUDENT TRAVEL | 2,975.00 | N |
| 032653 | 01-06-2023 | SSR JACKETS | 301677 | 469578-C | 865-00-2191.25-001-300000 | CHEER LETTER JACKETS | 300.00 | N |
| | | | 302224 | 469578-B | 865-00-2191.36-001-300000 | FFA LETTER JACKET | 175.00 | N |
| | | | 301770 | 469578-A | 865-00-2191.41-001-300000 | NAHS LETTER JACKET | 50.00 | N |
| Totals for Check 032653 | | | | | | | 525.00 | |

For the Month of January

| Check Nbr | Check Date | Payee | PO Nbr | Invoice Nbr | Fnd-Fnc-Obj.So-Org-Prog | Reason | Amount | EFT |
|--------------------------------|------------|------------------------|--------|----------------|---------------------------|------------------------|-----------------|-----|
| 032654 | 01-06-2023 | TASC DISTRICT 3 MIDDLE | 302920 | 150 | 865-00-2191.45-104-300000 | FIELD TRIP | 1,200.00 | N |
| 032655 | 01-06-2023 | TASC DISTRICT 3 MIDDLE | 302939 | STUARD ELEM | 865-00-2191.45-103-300000 | FIELD TRIP | 2,950.00 | N |
| 032656 | 01-06-2023 | TMEA | 302716 | 2212-716 | 865-00-2191.32-101-300000 | STAFF DEVELOPMENT | 120.00 | N |
| 032657 | 01-06-2023 | VARSITY SPIRIT FASHIO | 301049 | 33303461 | 865-00-2191.25-001-323000 | UNIFORMS/EXCITE CHEER | 1,389.05 | N |
| 032658 | 01-06-2023 | CAPITAL ONE | 302731 | WALMART | 865-00-2191.25-001-300000 | SUPPLIES | 148.04 | N |
| | | | 302433 | SAM'S CLUB | 865-00-2191.31-001-300000 | STUDENT MEALS/AHS BAND | 855.90 | N |
| | | | 302291 | WALMART | 865-00-2191.33-041-300000 | SUPPLIES/AMS THEATRE | 250.80 | N |
| | | | 302291 | WALMART | 865-00-2191.33-041-300000 | SUPPLIES/AMS THEATRE | 199.01 | N |
| | | | 302497 | SAM'S CLUB | 865-00-2191.41-001-300000 | CHRISTMAS ART AUCTION | 125.02 | N |
| | | | 302497 | WALMART | 865-00-2191.41-001-300000 | CHRISTMAS ART AUCTION | 23.73 | N |
| | | | 302827 | SAM'S CLUB | 865-00-2191.42-041-300000 | SUPPLIES | 700.58 | N |
| | | | 302738 | WALMART | 865-00-2191.45-009-300000 | SUPPLIES | 13.64 | N |
| | | | 302548 | WALMART | 865-00-2191.45-042-300000 | SUPPLIES | 59.09 | N |
| | | | 302548 | WALMART | 865-00-2191.45-042-300000 | SUPPLIES | 71.48 | N |
| | | | 302436 | SAM'S CLUB | 865-00-2191.45-102-300000 | SUPPLIES | 286.06 | N |
| | | | 302729 | WALMART | 865-00-2191.45-103-300000 | SUPPLIES | 161.14 | N |
| | | | 302485 | WALMART | 865-00-2191.55-001-300000 | SUPPLIES | 121.53 | N |
| Totals for Check 032658 | | | | | | | 3,016.02 | |
| 032659 | 01-13-2023 | FIRST FINANCIAL BANK | 303319 | ROBOT CONC | 865-00-2191.46-001-300000 | START UP CASH/ROBOTICS | 200.00 | N |
| 032660 | 01-20-2023 | AMAZON CAPITAL | 300398 | 16CH-VNWJ- | 461-11-6329.01-001-311000 | YEARBOOK SUPPLIES | 193.90 | N |
| | | | 300398 | 11HD-PPMP- | 461-11-6329.01-001-311000 | YEARBOOK SUPPLIES | 16.89 | N |
| | | | | 16KQ-XTX4- | 461-11-6329.01-001-311000 | PO 300398 DAMAGED ITEM | -16.89 | N |
| | | | 302589 | 1HXK-JNR1- | 461-11-6399.01-009-311000 | SUPPLIES | 43.74 | N |
| | | | 302704 | 1CP9-7TCX- | 461-11-6399.01-009-311000 | SUPPLIES | 69.98 | N |
| | | | 303178 | 11MJ-RR1G- | 461-11-6399.01-104-311000 | SUPPLIES | 26.99 | N |
| | | | 302957 | 16LV-DD9K- | 461-11-6399.02-102-311000 | SUPPLIES | 126.73 | N |
| | | | 302991 | 1HLD-J4WG- | 461-11-6399.02-102-311000 | SUPPLIES | 249.76 | N |
| | | | 302832 | 1L1T-PRCF-137F | 461-11-6399.03-001-311000 | SUPPLIES | 349.19 | N |
| | | | 302401 | 1RR7-77JF- | 461-11-6399.03-001-311000 | SUPPLIES | 95.99 | N |
| | | | 302622 | 11QW-JH9J- | 461-11-6399.03-102-311000 | SUPPLIES | 146.72 | N |
| | | | 302624 | 1DFC-6QFV- | 461-11-6399.03-102-311000 | SUPPLIES | 124.72 | N |
| | | | 302988 | 14HH-316G- | 461-11-6499.01-001-322972 | AG SCIENCE AHS | 128.46 | N |
| | | | 302546 | 1D4F-7TTC- | 461-11-6499.03-001-322972 | SUPPLIES | 42.98 | N |
| | | | 302546 | 1TFK-R6F4-3667 | 461-11-6499.03-001-322972 | SUPPLIES | 134.74 | N |
| | | | 302968 | 146R-4WNW- | 461-12-6399.01-106-311000 | SUPPLIES | 199.99 | N |
| Totals for Check 032660 | | | | | | | 1,933.89 | |
| 032661 | 01-20-2023 | ATPI | 302483 | ALEDO HIGH | 461-11-6329.01-001-311000 | ENTRY FEE | 12.00 | N |
| 032662 | 01-20-2023 | CASA MANANA THEATR | 303366 | MCCALL ELEM | 461-11-6499.02-104-311000 | FIELD TRIP | 1,400.00 | N |
| 032663 | 01-20-2023 | CHICK-FIL-A HUDSON O | 302925 | 3728624 | 461-11-6399.01-102-311000 | MEETING EXPENSE | 31.50 | N |
| | | | 303077 | 3734028 | 461-11-6399.01-106-311000 | SUPPLIES | 272.50 | N |
| | | | 303172 | 3744319 | 461-11-6399.03-001-311000 | SUPPLIES | 551.66 | N |
| Totals for Check 032663 | | | | | | | 855.66 | |

For the Month of January

| Check Nbr | Check Date | Payee | PO Nbr | Invoice Nbr | Fnd-Fnc-Obj.So-Org-Prog | Reason | Amount | EFT |
|--------------------------------|------------|----------------------|--------|----------------|---------------------------|---------------------------|---------------|-----|
| 032664 | 01-20-2023 | ECHO EDUCATION SER | 303074 | 230215-1 | 461-11-6499.02-106-311000 | FIELD TRIP | 8,395.00 | N |
| 032665 | 01-20-2023 | EWELL EDUCATIONAL S | 302944 | 12-15911 | 461-11-6499.01-001-322972 | AG SCIENCE AHS | 25.00 | N |
| 032666 | 01-20-2023 | FIRST FINANCIAL BANK | 303273 | AHS PETTY | 461-11-6399.01-001-311000 | REIMBURSE PETTY CASH | 114.03 | N |
| 032667 | 01-20-2023 | FIRST FINANCIAL BANK | 303286 | UIL ACAD | 461-36-6499.02-001-311000 | STUDENT MEALS | 240.00 | N |
| 032668 | 01-20-2023 | GANDY INK | 302648 | 775361 | 461-11-6399.01-102-311000 | SUPPLIES | 1,366.20 | N |
| 032669 | 01-20-2023 | GAS & SUPPLY NORTH | 302890 | 37476666 | 461-11-6499.05-001-322972 | WELDING AHS | 261.11 | N |
| | | | 302890 | 37476667 | 461-11-6499.05-001-322972 | WELDING AHS | 14.36 | N |
| Totals for Check 032669 | | | | | | | 275.47 | |
| 032670 | 01-20-2023 | HOBO GAMES, LLC | 302940 | 1286 | 461-11-6399.03-102-311000 | SUPPLIES | 290.00 | N |
| 032671 | 01-20-2023 | LEGENDS HOSPITALITY, | 302880 | LHT2876 | 461-11-6499.02-105-311000 | FIELD TRIP | 930.00 | N |
| 032672 | 01-20-2023 | LITERATI, INC. | 300673 | BF-00031242 | 461-12-6399.01-102-311000 | BOOK FAIR | 4,946.95 | N |
| 032673 | 01-20-2023 | NATALIE ERIN LONG | 301287 | 2022-2023 | 461-11-6399.01-101-311000 | AUTHOR VISIT | 71.43 | N |
| | | | 301287 | 2022-2023 | 461-12-6399.01-042-311000 | AUTHOR VISIT | 71.42 | N |
| | | | 301287 | 2022-2023 | 461-12-6399.01-102-311000 | AUTHOR VISIT | 71.43 | N |
| | | | 301287 | 2022-2023 | 461-12-6399.01-103-311000 | AUTHOR VISIT | 71.43 | N |
| | | | 301287 | 2022-2023 | 461-12-6399.01-104-311000 | AUTHOR VISIT | 71.43 | N |
| | | | 301287 | 2022-2023 | 461-12-6399.01-105-311000 | AUTHOR VISIT | 71.43 | N |
| | | | 301287 | 2022-2023 | 461-12-6399.01-106-311000 | AUTHOR VISIT | 71.43 | N |
| Totals for Check 032673 | | | | | | | 500.00 | |
| 032674 | 01-20-2023 | MASTERCARD - JP MOR | 302625 | TRADER JOE'S | 461-11-6399.01-009-311000 | SUPPLIES | 17.98 | N |
| | | | 302696 | BEARCAT | 461-11-6399.01-041-311000 | SUPPLIES | 81.27 | N |
| | | | 302562 | FRATELLI PIZZA | 461-11-6399.01-042-311000 | CAMPUS EVENT | 207.15 | N |
| | | | 302574 | BROOKSHIRES | 461-11-6399.01-101-311000 | SUPPLIES | 100.00 | N |
| | | | 302574 | DOLLAR | 461-11-6399.01-101-311000 | SUPPLIES | 120.00 | N |
| | | | 302574 | SUBWAY | 461-11-6399.01-101-311000 | SUPPLIES | 125.00 | N |
| | | | 302574 | DOLLAR | 461-11-6399.01-101-311000 | SUPPLIES | 20.00 | N |
| | | | 302574 | SUBWAY | 461-11-6399.01-101-311000 | SUPPLIES | 5.00 | N |
| | | | 302440 | BROOKSHIRES | 461-11-6399.01-102-311000 | PO Created by Req: 502559 | 250.00 | N |
| | | | 302440 | BROOKSHIRES | 461-11-6399.01-102-311000 | PO Created by Req: 502559 | 500.00 | N |
| | | | 302440 | BROOKSHIRES | 461-11-6399.01-102-311000 | PO Created by Req: 502559 | 375.00 | N |
| | | | 302440 | BROOKSHIRES | 461-11-6399.01-102-311000 | PO Created by Req: 502559 | 500.00 | N |
| | | | 302566 | PARKER CO ICE | 461-11-6399.01-102-311000 | SUPPLIES | 89.00 | N |
| | | | 302566 | BROOKSHIRES | 461-11-6399.01-102-311000 | SUPPLIES | 46.93 | N |
| | | | 302565 | RANCH HOUSE | 461-11-6399.01-102-311000 | SUPPLIES | 136.71 | N |
| | | | 302905 | HEB | 461-11-6399.01-102-311000 | MEETING EXPENSE | 94.44 | N |
| | | | 302636 | HEB | 461-11-6399.03-001-311000 | CAMPUS EVENT | 95.62 | N |
| | | | 302638 | DOLLAR TREE | 461-11-6399.03-001-311000 | SUPPLIES | 16.25 | N |
| | | | 302707 | HEB | 461-11-6399.03-009-311000 | Supplies | 100.00 | N |
| | | | 302707 | CVS | 461-11-6399.03-009-311000 | Supplies | 200.00 | N |
| | | | 302555 | HOBBY LOBBY | 461-11-6499.03-105-311000 | CAMPUS EVENT | 524.87 | N |
| | | | 302555 | HOBBY LOBBY | 461-11-6499.03-105-311000 | CAMPUS EVENT | 81.69 | N |
| | | | 302634 | TARGET | 461-11-6499.04-001-311000 | SUPPLIES | 477.69 | N |

For the Month of January

| Check Nbr | Check Date | Payee | PO Nbr | Invoice Nbr | Fnd-Fnc-Obj.So-Org-Prog | Reason | Amount | EFT |
|-----------|------------|----------------------|--------|--------------|---------------------------|--------------------------------|-----------------|-----|
| | | | 302634 | HOBBY LOBBY | 461-11-6499.04-001-311000 | SUPPLIES | 296.08 | N |
| | | | 302634 | WALMART | 461-11-6499.04-001-311000 | SUPPLIES | 19.88 | N |
| | | | 081236 | RANCH HOUSE | 461-41-6499.01-750-399002 | BREAKFAST COME & GO | 76.32 | N |
| | | | 302754 | PALIOS PIZZA | 461-61-6399.01-907-311000 | SUPPLIES | 124.68 | N |
| | | | | | | Totals for Check 032674 | 4,681.56 | |
| 032675 | 01-20-2023 | MR. JIM'S PIZZA-#9 | 302961 | 009-7267700 | 461-11-6399.01-009-311000 | MEETING EXPENSE | 84.90 | N |
| 032676 | 01-20-2023 | NORTHWEST ENGRAVE | 302963 | 230100 | 461-11-6399.01-106-311000 | SUPPLIES | 15.62 | N |
| 032677 | 01-20-2023 | QUILL CORPORATION | 303020 | 29974980 | 461-11-6499.01-001-322972 | AG SCIENCE AHS | 65.94 | N |
| | | | 303020 | 29980352 | 461-11-6499.01-001-322972 | AG SCIENCE AHS | 206.03 | N |
| | | | | | | Totals for Check 032677 | 271.97 | |
| 032678 | 01-20-2023 | R & R BOTTLED WATER | 303125 | 69189 | 461-11-6399.01-101-311000 | SUPPLIES | 111.00 | N |
| | | | 303264 | 69186 | 461-11-6399.01-105-311000 | SUPPLIES | 28.50 | N |
| | | | 303134 | 69187 | 461-11-6399.01-106-311000 | SUPPLIES | 72.50 | N |
| | | | | | | Totals for Check 032678 | 212.00 | |
| 032679 | 01-20-2023 | SHEA MICHELLE BUCKL | 303011 | 6889-A | 461-11-6499.01-001-322972 | AG SCIENCE AHS | 3,445.00 | N |
| 032680 | 01-20-2023 | SKY PIRATES INFLATAB | 303235 | ANNETTA ELM | 461-11-6399.01-106-311000 | DEPOSIT/FIELD DAY | 315.72 | N |
| 032681 | 01-20-2023 | TX ASSN OF JOURNALIS | 302277 | ALEDO HS | 461-11-6329.01-001-311000 | ENTRY FEE | 160.00 | N |
| 032682 | 01-20-2023 | WAY 2 CUTE DESIGNS | 302484 | 6199 | 461-11-6399.03-001-311000 | SUPPLIES | 238.00 | N |
| 032683 | 01-20-2023 | YESTERDAY'S SANDWIC | 301331 | ANNETTA UIL | 461-11-6399.01-106-311000 | MEETING EXPENSE | 68.00 | N |
| | | | 302048 | ANNETTA ELEM | 461-11-6399.01-106-311000 | MEETING EXPENSE | 75.00 | N |
| | | | 303280 | ANNETTA ELEM | 461-11-6399.01-106-311000 | SUPPLIES | 18.00 | N |
| | | | 301500 | ALEDO ISD | 461-41-6499.01-750-399002 | LUNCH FOR CHILD NUTRITION | 174.51 | N |
| | | | | | | Totals for Check 032683 | 335.51 | |
| 032684 | 01-20-2023 | YOUR PERSONAL CHEF, | 303076 | 001143 | 461-11-6399.01-106-311000 | SUPPLIES | 78.00 | N |
| 032685 | 01-20-2023 | AMAZON CAPITAL | 302756 | 1XPL-DDJ9- | 865-00-2191.45-041-300000 | SUPPLIES | 381.42 | N |
| | | | 302620 | 1QFT-GCGR- | 865-00-2191.70-041-300000 | SUPPLIES | 91.12 | N |
| | | | 302620 | 1CQM-VRPH- | 865-00-2191.70-041-300000 | SUPPLIES | 18.24 | N |
| | | | | | | Totals for Check 032685 | 490.78 | |
| 032686 | 01-20-2023 | BRAZOS LOGO SHOP, L | 302039 | 13602 | 865-00-2191.45-001-300000 | SUPPLIES | 270.00 | N |
| | | | 301814 | 13595 | 865-00-2191.46-001-300000 | ROBOTICS CLUB | 1,109.00 | N |
| | | | | | | Totals for Check 032686 | 1,379.00 | |
| 032687 | 01-20-2023 | FIRST FINANCIAL BANK | 303112 | CHEER TRIP | 865-00-2191.25-001-300000 | STUDENT MEALS | 350.00 | N |
| 032688 | 01-20-2023 | HEALTH OCCUPATIONS | 302959 | 99547849 | 865-00-2191.55-001-300000 | FEES/DUES | 315.00 | N |
| | | | 302959 | 99547843 | 865-00-2191.55-001-300000 | FEES/DUES | 350.00 | N |
| | | | 302959 | 99547864 | 865-00-2191.55-001-300000 | FEES/DUES | 70.00 | N |
| | | | 302959 | 99547865 | 865-00-2191.55-001-300000 | FEES/DUES | 770.00 | N |
| | | | 302959 | 99547861 | 865-00-2191.55-001-300000 | FEES/DUES | 665.00 | N |
| | | | | | | Totals for Check 032688 | 2,170.00 | |
| 032689 | 01-20-2023 | KELSEY LITTLE | 302950 | 108 | 865-00-2191.26-041-300000 | CONTRACT SERVICE | 400.00 | N |

For the Month of January

| Check Nbr | Check Date | Payee | PO Nbr | Invoice Nbr | Fnd-Fnc-Obj.So-Org-Prog | Reason | Amount | EFT |
|-----------|------------|-----------------------|--------|----------------|---------------------------|--------------------------------|-------------------|-----|
| 032690 | 01-20-2023 | MASTERCARD - JP MOR | 302728 | WALMART | 865-00-2191.04-001-300000 | STUDENT TRAVEL | 90.04 | N |
| | | | 302728 | MAMACITA'S | 865-00-2191.04-001-300000 | STUDENT TRAVEL | 109.80 | N |
| | | | 302728 | MAMACITA'S | 865-00-2191.04-001-300000 | STUDENT TRAVEL | 184.72 | N |
| | | | 302728 | SUBWAY | 865-00-2191.04-001-300000 | STUDENT TRAVEL | 135.83 | N |
| | | | 302728 | BURGER | 865-00-2191.04-001-300000 | STUDENT TRAVEL | 369.00 | N |
| | | | 302728 | BB'S BILLARDS | 865-00-2191.04-001-300000 | STUDENT TRAVEL | 222.67 | N |
| | | | 302728 | WHATABURGER | 865-00-2191.04-001-300000 | STUDENT TRAVEL | 83.11 | N |
| | | | 302728 | DAIRY QUEEN | 865-00-2191.04-001-300000 | STUDENT TRAVEL | 48.82 | N |
| | | | 302728 | TUBBY'S ICE | 865-00-2191.04-001-300000 | STUDENT TRAVEL | 403.20 | N |
| | | | 302835 | CHICK-FIL-A | 865-00-2191.25-001-300000 | STUDENT MEALS | 205.09 | N |
| | | | 302835 | CHICK-FIL-A | 865-00-2191.25-001-300000 | STUDENT MEALS | 38.41 | N |
| | | | 302931 | BEARCAT | 865-00-2191.31-001-300000 | STUDENT MEALS/AHS BAND | 630.00 | N |
| | | | 302934 | SIX FLAGS | 865-00-2191.31-001-300000 | SUPPLIES/AHS BAND STUDENTS | 5,822.18 | N |
| | | | 302938 | SALTGRASS | 865-00-2191.31-001-300000 | STUDENT MEALS/AHS BAND | 452.60 | N |
| | | | 302747 | SUBWAY | 865-00-2191.31-001-300000 | STUDENT MEALS/AHS BAND | 753.84 | N |
| | | | 302496 | CENTRAL | 865-00-2191.41-001-300000 | CHRISTMAS ART AUCTION | 144.82 | N |
| | | | 302823 | EMMACATE | 865-00-2191.70-102-300000 | SUPPLIES | 50.00 | N |
| | | | 302823 | HEN HOUSE | 865-00-2191.70-102-300000 | SUPPLIES | 50.00 | N |
| | | | | | | Totals for Check 032690 | 9,794.13 | |
| 032691 | 01-20-2023 | MASTERCARD - JP MOR | 301832 | AMER AIRLINES | 865-00-2191.25-001-300000 | STUDENT TRAVEL | 773.26 | N |
| | | | 301832 | AMER AIRLINES | 865-00-2191.25-001-300001 | STUDENT TRAVEL | 12,779.79 | N |
| | | | | | | Totals for Check 032691 | 13,553.05 | |
| 032692 | 01-20-2023 | NTX GRAPHICS, LLC | 303101 | 3916 | 865-00-2191.33-001-300000 | SUPPLIES | 853.74 | N |
| 032693 | 01-20-2023 | R&R TRAVEL | 302979 | AHS BAND DEP | 865-00-2191.32-001-300000 | CHOIR SPRING TRIP | 11,700.00 | N |
| 032694 | 01-20-2023 | R&R TRAVEL | 303132 | AHS BAND DEP | 865-00-2191.32-001-300000 | CHOIR SPRING TRIP | 11,050.00 | N |
| 032695 | 01-20-2023 | R&R TRAVEL | 303469 | AHS BAND DEP | 865-00-2191.31-001-300000 | SPRING TRIP INSTALLMENT | 56,550.00 | N |
| 032696 | 01-20-2023 | TASC DISTRICT 3 MIDDL | 303238 | 151 | 865-00-2191.45-106-300000 | FIELD TRIP | 2,050.00 | N |
| 032697 | 01-20-2023 | TEXAS DANCE EDUCAT | 303281 | D2200190094009 | 865-00-2191.26-001-300000 | SUPPLIES | 120.00 | N |
| 032698 | 01-20-2023 | TEXAS MUSIC FESTIVAL | 303102 | O1080632 | 865-00-2191.33-001-300000 | SUPPLIES | 439.00 | N |
| 032699 | 01-20-2023 | KANDACE TUTTLE | 303256 | MMS DANCE - 1 | 865-00-2191.26-042-300000 | CONTRACT SERVICE | 325.00 | N |
| 032700 | 01-20-2023 | WEISSMAN'S THEATRIC | 302834 | 234167953 | 865-00-2191.26-001-300000 | DANCE SUPPLIES | 1,958.76 | N |
| 032701 | 01-26-2023 | TASC DISTRICT 3 MIDDL | 303602 | VANDAGRIFF | 461-11-6499.02-101-311000 | FIELD TRIP | 3,100.00 | N |
| 144986 | 01-18-2023 | COWTOWN CHARTERS | 302784 | 44517 | 184-36-6412.04-001-391960 | LOST IN MAIL | -4,512.09 | N |
| | | | 302706 | 44182 | 184-36-6412.04-001-391960 | LOST IN MAIL | -1,497.25 | N |
| | | | 302407 | 44495 | 184-36-6412.04-001-391960 | LOST IN MAIL | -4,083.27 | N |
| | | | | | | Totals for Check 144986 | -10,092.61 | |
| 145161 | 01-25-2023 | UNIVERSAL CHEERLEA | 302718 | REG- | 199-36-6411.01-001-311001 | LOST IN MAIL | -1,500.00 | N |
| | | | 302718 | REG- | 199-36-6411.02-001-311001 | LOST IN MAIL | -1,432.00 | N |
| | | | 302718 | REG- | 199-36-6412.00-001-311001 | LOST IN MAIL | -1,192.00 | N |
| | | | | | | Totals for Check 145161 | -4,124.00 | |

For the Month of January

| Check Nbr | Check Date | Payee | PO Nbr | Invoice Nbr | Fnd-Fnc-Obj.So-Org-Prog | Reason | Amount | EFT |
|--------------------------------|------------|----------------------|--------|----------------|---------------------------|-------------------------------|-----------------|-----|
| 145177 | 01-06-2023 | AGENCY 405-TX DEPT O | 081141 | CRS2022112512 | 199-41-6299.01-731-399731 | BACKGROUND CHECKS | 10.00 | N |
| 145178 | 01-06-2023 | ALERT SERVICES, INC. | 302379 | 5087408 | 184-36-6399.14-001-391960 | SUPPLIES/ATHLETIC TRAINERS | 2,362.10 | N |
| | | | 302379 | 5087897 | 184-36-6399.14-001-391960 | SUPPLIES/ATHLETIC TRAINERS | 34.65 | N |
| Totals for Check 145178 | | | | | | | 2,396.75 | |
| 145179 | 01-06-2023 | ALGAE RESEARCH AND | 300588 | 11943 | 199-11-6399.06-001-338001 | SCIENCE SUPPLIES | 1,281.65 | N |
| 145180 | 01-06-2023 | AMERICAN AGRO PROD | 302534 | 2001060 | 199-11-6399.14-001-322972 | SUPPLIES | 958.45 | N |
| | | | 302534 | 2001062 | 199-11-6399.14-001-322972 | SUPPLIES | 75.44 | N |
| Totals for Check 145180 | | | | | | | 1,033.89 | |
| 145181 | 01-06-2023 | CAROLYN ANSLEY | 302960 | RTI PER DIEM | 199-23-6411.00-009-311009 | STAFF DEVELOPMENT | 108.00 | N |
| 145182 | 01-06-2023 | ROD ARNOLD | 301388 | RTI PER DIEM | 199-13-6411.00-105-311105 | STAFF DEVELOPMENT | 108.00 | N |
| 145183 | 01-06-2023 | AT&T | 081165 | 0745370370- | 199-51-6259.01-999-399999 | MONTHLY ACCESS CHARGES | 3,950.65 | N |
| | | | 081165 | 0740825825- | 199-51-6259.01-999-399999 | MONTHLY ACCESS CHARGES | 1,248.19 | N |
| Totals for Check 145183 | | | | | | | 5,198.84 | |
| 145184 | 01-06-2023 | AT&T | 081160 | 81759960221656 | 199-51-6259.01-999-399999 | TELEPHONE | 399.42 | N |
| 145185 | 01-06-2023 | AT&T | 081161 | 8310009734634 | 199-51-6259.01-999-399999 | INTERNET & VOICE BUNDLE | 1,006.96 | N |
| 145186 | 01-06-2023 | AT&T MOBILITY | 081162 | 287304094454 | 199-51-6259.01-999-399999 | AIR CARD/HOTSPOT | 20.00 | N |
| 145187 | 01-06-2023 | AT&T MOBILITY | 081163 | 287293091517 | 199-11-6499.19-999-399999 | HOTSPOTS | 3,007.00 | N |
| | | | 081163 | 287293091517 | 199-51-6259.01-999-399999 | MOBILE PHONES | 1,842.04 | N |
| Totals for Check 145187 | | | | | | | 4,849.04 | |
| 145188 | 01-06-2023 | AT&T MOBILITY | 081164 | 287309389757 | 199-11-6499.19-999-399999 | HOTSPOTS | 1,391.52 | N |
| 145189 | 01-06-2023 | ATMOS ENERGY | 081223 | 4022842271 | 199-51-6259.03-999-399999 | UTILITIES | 198.30 | N |
| 145190 | 01-06-2023 | BRG, INC | 081166 | BRG-2022-11-12 | 199-81-6219.00-999-399999 | 100 & 51 ACRES OF LAND APPRAI | 2,500.00 | N |
| 145191 | 01-06-2023 | BUCK'S WHEEL & EQUIP | 302653 | 122494 | 199-34-6319.00-930-399930 | SUPPLIES/BUS FLEET | 238.90 | N |
| 145192 | 01-06-2023 | BRITTANY BURNS | 301389 | RTI PER DIEM | 199-13-6411.00-105-311105 | STAFF DEVELOPMENT | 108.00 | N |
| | 01-25-2023 | BRITTANY BURNS | 301389 | RTI PER DIEM | 199-13-6411.00-105-311105 | DID NOT ATTEND TRAINING | -108.00 | N |
| Totals for Check 145192 | | | | | | | .00 | |
| 145193 | 01-06-2023 | BUSINESS ESSENTIALS | 302775 | 315734-0 | 199-11-6399.00-104-311104 | SUPPLIES | 333.85 | N |
| | | | 302775 | 315734-0 | 199-23-6399.00-104-311104 | SUPPLIES | 128.28 | N |
| Totals for Check 145193 | | | | | | | 462.13 | |
| 145194 | 01-06-2023 | MICHELLE CAMPBELL | 301390 | RTI PER DIEM | 199-13-6411.00-105-311105 | STAFF DEVELOPMENT | 108.00 | N |
| 145195 | 01-06-2023 | CARENOW | 081142 | CN2430-4142999 | 199-34-6299.02-930-399930 | DRUG SCREEN/BREATHALYZER | 165.00 | N |
| 145196 | 01-06-2023 | CARIBOU COFFEE | 302199 | EINV-00166631 | 240-35-6341.00-001-399950 | FOOD SUPPLIES | 4,105.76 | N |
| | | | 302199 | EINV-00166777 | 240-35-6341.00-001-399950 | FOOD SUPPLIES | 658.94 | N |
| Totals for Check 145196 | | | | | | | 4,764.70 | |
| 145197 | 01-06-2023 | CAVALLO ENERGY | 081167 | 22354001886813 | 199-51-6259.00-999-399999 | UTILITIES | 70,940.53 | N |
| 145198 | 01-06-2023 | CDW GOVERNMENT, IN | 301750 | FN01281 | 199-34-6398.00-930-399930 | EQUIPMENT/TRANSP DEPT | 4,733.32 | N |
| 145199 | 01-06-2023 | NCS PEARSON, INC. | 302019 | 20181540 | 199-11-6399.08-001-322972 | CURRICULUM CTE | 1,555.00 | N |
| | | | 302019 | 20181543 | 199-11-6399.08-001-322972 | CURRICULUM CTE | 3,744.00 | N |
| Totals for Check 145199 | | | | | | | 5,299.00 | |

For the Month of January

| Check Nbr | Check Date | Payee | PO Nbr | Invoice Nbr | Fnd-Fnc-Obj.So-Org-Prog | Reason | Amount | EFT |
|-----------|------------|------------------------|--------|-----------------|---------------------------|--------------------------------|------------------|-----|
| 145200 | 01-06-2023 | ADEANA CHASTEEN | 302001 | RTI PER DIEM | 199-13-6411.00-106-311106 | STAFF DEVELOPMENT | 108.00 | N |
| 145201 | 01-06-2023 | CITY OF ALEDO | 081168 | 02-0004300-01 | 199-51-6259.02-999-399999 | UTILITIES | 318.93 | N |
| | | | 081168 | 02-0004500-01 | 199-51-6259.02-999-399999 | UTILITIES | 38.47 | N |
| | | | 081168 | 02-0004600-01 | 199-51-6259.02-999-399999 | UTILITIES | 4,530.48 | N |
| | | | 081168 | 02-0004700-01 | 199-51-6259.02-999-399999 | UTILITIES | 38.47 | N |
| | | | 081168 | 02-0004800-01 | 199-51-6259.02-999-399999 | UTILITIES | 38.47 | N |
| | | | 081168 | 02-0004900-01 | 199-51-6259.02-999-399999 | UTILITIES | 318.93 | N |
| | | | 081168 | 02-0005200-01 | 199-51-6259.02-999-399999 | UTILITIES | 1,383.76 | N |
| | | | 081168 | 03-0000200-01 | 199-51-6259.02-999-399999 | UTILITIES | 357.73 | N |
| | | | 081168 | 05-0000200-01 | 199-51-6259.02-999-399999 | UTILITIES | 434.64 | N |
| | | | 081168 | 05-0000300-01 | 199-51-6259.02-999-399999 | UTILITIES | 1,297.87 | N |
| | | | 081168 | 05-0000350-01 | 199-51-6259.02-999-399999 | UTILITIES | 213.76 | N |
| | | | 081168 | 05-0000375-01 | 199-51-6259.02-999-399999 | UTILITIES | 318.93 | N |
| | | | 081168 | 05-0000400-01 | 199-51-6259.02-999-399999 | UTILITIES | 387.12 | N |
| | | | 081168 | 05-0000500-01 | 199-51-6259.02-999-399999 | UTILITIES | 318.93 | N |
| | | | 081168 | 05-0000575-01 | 199-51-6259.02-999-399999 | UTILITIES | 318.93 | N |
| | | | 081168 | 05-0000600-01 | 199-51-6259.02-999-399999 | UTILITIES | 325.03 | N |
| | | | 081168 | 05-0000750-02 | 199-51-6259.02-999-399999 | UTILITIES | 73.53 | N |
| | | | 081168 | 05-0000800-01 | 199-51-6259.02-999-399999 | UTILITIES | 564.33 | N |
| | | | 081168 | 05-0000900-01 | 199-51-6259.02-999-399999 | UTILITIES | 952.17 | N |
| | | | 081168 | 05-0001000-01 | 199-51-6259.02-999-399999 | UTILITIES | 2,716.18 | N |
| | | | 081168 | 05-0001100-01 | 199-51-6259.02-999-399999 | UTILITIES | 318.93 | N |
| | | | 081168 | 05-0001200-01 | 199-51-6259.02-999-399999 | UTILITIES | 387.37 | N |
| | | | 081168 | 05-0001300-01 | 199-51-6259.02-999-399999 | UTILITIES | 227.39 | N |
| | | | | | | Totals for Check 145201 | 15,880.35 | |
| 145202 | 01-06-2023 | CITY OF FORT WORTH | 081169 | 1523101-661474 | 199-51-6259.02-999-399999 | UTILITIES | 1,420.58 | N |
| 145203 | 01-06-2023 | CITY OF WILLOW PARK | 081143 | 002-0005000-001 | 199-51-6259.02-999-399999 | UTILITIES | 1,532.70 | N |
| | | | 081143 | 002-0005100-001 | 199-51-6259.02-999-399999 | UTILITIES | 305.92 | N |
| | | | | | | Totals for Check 145203 | 1,838.62 | |
| 145204 | 01-06-2023 | COLLEGE BOARD | 081170 | EA00176048 | 199-31-6339.00-999-311921 | PSAT/NMSQT EPP FEE 10TH GRA | 7,980.00 | N |
| 145205 | 01-06-2023 | DEMCO, INC | 302217 | 7224723 | 199-11-6398.13-999-311999 | FURNITURE | 56.47 | N |
| 145206 | 01-06-2023 | DIGITAL AIR CONTROL, I | 302670 | 2061037 | 199-53-6398.00-990-399990 | TECH EQUIPMENT/DISTRICT | 890.61 | N |
| 145207 | 01-06-2023 | DIGITAL AIR CONTROL, I | 300496 | 33978 | 199-51-6249.02-999-399999 | TECH EQUIPMENT/DISTRICT | 1,310.77 | N |
| | | | 300496 | 33978 | 199-53-6299.03-990-399990 | TECH EQUIPMENT/DISTRICT | 427.10 | N |
| | | | | | | Totals for Check 145207 | 1,737.87 | |
| 145208 | 01-06-2023 | ASHLEY DOUGHERTY | 302598 | RTI PER DIEM | 199-13-6411.00-101-399101 | STAFF DEVELOPMENT | 108.00 | N |
| 145209 | 01-06-2023 | EPC CHAMBER OF COM | 302612 | 22635 | 199-41-6419.00-702-399702 | BOARD EXPENSE | 80.00 | N |
| 145210 | 01-06-2023 | EDUCATION SERVICE C | 302434 | 1002300566 | 199-13-6411.00-940-323940 | STAFF DEVELOPMENT | 1,000.00 | N |
| 145211 | 01-06-2023 | EDUCATIONAL SERVICE | 302896 | SO-87133 | 199-11-6249.01-990-311999 | INSTR TECHNOLOGY EQUIP REP | 3,078.00 | N |
| | | | 302896 | SO-87222 | 199-11-6249.01-990-311999 | INSTR TECHNOLOGY EQUIP REP | 798.00 | N |
| | | | | | | Totals for Check 145211 | 3,876.00 | |

For the Month of January

| Check Nbr | Check Date | Payee | PO Nbr | Invoice Nbr | Fnd-Fnc-Obj.So-Org-Prog | Reason | Amount | EFT |
|--------------------------------|------------|----------------------|--------|--------------|---------------------------|-----------------------------|------------------|-----|
| 145212 | 01-06-2023 | HOLLY DEVIN ELGIN | 301956 | RTI PER DIEM | 199-23-6411.00-106-311106 | STAFF DEVELOPMENT | 108.00 | N |
| 145213 | 01-06-2023 | ELLIOTT ELECTRIC SUP | 302822 | 25-82727-01 | 199-51-6319.01-910-399910 | BULB REPLACEMENT/MCCALL | 576.00 | N |
| | | | 302180 | 25-78290-01 | 199-51-6319.01-910-399910 | LIGHT REPLACEMENT/MCCALL G | 764.51 | N |
| Totals for Check 145213 | | | | | | | 1,340.51 | |
| 145214 | 01-06-2023 | EMILY EMERSON | 302008 | RTI PER DIEM | 199-13-6411.00-106-311106 | STAFF DEVELOPMENT | 108.00 | N |
| 145215 | 01-06-2023 | EAN SERVICES, LLC | 081171 | TL17165637- | 184-36-6412.04-001-391960 | SUBURBAN RENTAL TOLL FEES | 15.90 | N |
| 145216 | 01-06-2023 | ETC LITE, INC | 081172 | L34852 | 199-41-6499.06-750-399750 | JANUARY CONSULTING SERVICE | 735.00 | N |
| 145217 | 01-06-2023 | FIRETROL PROTECTION | 302613 | 100829124 | 199-51-6249.02-910-399910 | KITCHEN HOOD INSPECTIONS | 2,800.00 | N |
| | | | 302661 | 100829143 | 199-51-6249.02-910-399910 | FIRE SYSTEM MAINTENANCE | 8,350.00 | N |
| | | | 302779 | 100826898 | 199-51-6249.02-910-399910 | REPAIRS/FIRE SYZTEM MAINT | 165.00 | N |
| | | | 302780 | 100826849 | 199-51-6249.02-910-399910 | REPAIRS/FIRE SYSTEM MAINT | 245.00 | N |
| | | | 302872 | 100819433 | 199-51-6249.02-910-399910 | ANNUAL FIRE ALARM MONITORIN | 385.00 | N |
| | | | 302873 | 100823131 | 199-51-6249.02-910-399910 | FIRE SYSTEM MAINT/ANNETTA | 890.00 | N |
| Totals for Check 145217 | | | | | | | 12,835.00 | |
| 145218 | 01-06-2023 | FIRST FINANCIAL BANK | 081200 | AHS SOCCER | 184-00-5752.04-000-300000 | START UP CASH | 600.00 | N |
| 145219 | 01-06-2023 | FIRST FINANCIAL BANK | 081201 | CONCESSION | 184-00-5752.10-000-300000 | START UP CASH | 150.00 | N |
| 145220 | 01-06-2023 | FIRST FINANCIAL BANK | 081202 | AMS BSKB | 184-00-5752.02-000-300000 | START UP CASH | 400.00 | N |
| 145221 | 01-06-2023 | FIRST FINANCIAL BANK | 081203 | AMS BSKB | 184-00-5752.02-000-300000 | START UP CASH | 400.00 | N |
| 145222 | 01-06-2023 | FIRST FINANCIAL BANK | 081204 | MMS BSKB | 184-00-5752.02-000-300000 | START UP CASH | 400.00 | N |
| 145223 | 01-06-2023 | FIRST FINANCIAL BANK | 081205 | MMS BSKB | 184-00-5752.02-000-300000 | START UP CASH | 400.00 | N |
| 145224 | 01-06-2023 | FIRST FINANCIAL BANK | 081206 | CONCESSION | 184-00-5752.10-000-300000 | START UP CASH | 500.00 | N |
| 145225 | 01-06-2023 | FIRST FINANCIAL BANK | 081207 | CONCESSION | 184-00-5752.10-000-300000 | START UP CASH | 500.00 | N |
| 145226 | 01-06-2023 | FIRST FINANCIAL BANK | 081208 | AHS BSKB | 184-00-5752.02-000-300000 | START UP CASH | 400.00 | N |
| 145227 | 01-06-2023 | FIRST FINANCIAL BANK | 081209 | AHS BSKB | 184-00-5752.02-000-300000 | START UP CASH | 400.00 | N |
| 145228 | 01-06-2023 | FIRST FINANCIAL BANK | 081210 | CONCESSION | 184-00-5752.10-000-300000 | START UP CASH | 500.00 | N |
| 145229 | 01-06-2023 | FIRST FINANCIAL BANK | 081211 | CONCESSION | 184-00-5752.10-000-300000 | START UP CASH | 500.00 | N |
| 145230 | 01-06-2023 | FIRST FINANCIAL BANK | 081212 | CONCESSION | 184-00-5752.10-000-300000 | START UP CASH | 500.00 | N |
| 145231 | 01-06-2023 | FIRST FINANCIAL BANK | 081213 | CONCESSION | 184-00-5752.10-000-300000 | START UP CASH | 500.00 | N |
| 145232 | 01-06-2023 | FIRST FINANCIAL BANK | 081214 | AHS BSKB | 184-00-5752.02-000-300000 | START UP CASH | 400.00 | N |
| 145233 | 01-06-2023 | FIRST FINANCIAL BANK | 081215 | AHS BSKB | 184-00-5752.02-000-300000 | START UP CASH | 400.00 | N |
| 145234 | 01-06-2023 | FIRST FINANCIAL BANK | 081216 | MMS BSKB | 184-00-5752.02-000-300000 | START UP CASH | 400.00 | N |
| 145235 | 01-06-2023 | FIRST FINANCIAL BANK | 081217 | MMS BSKB | 184-00-5752.02-000-300000 | START UP CASH | 400.00 | N |
| 145236 | 01-06-2023 | FIRST FINANCIAL BANK | 081218 | AHS BSKB | 184-00-5752.02-000-300000 | START UP CASH | 400.00 | N |
| 145237 | 01-06-2023 | FIRST FINANCIAL BANK | 081219 | AHS BSKB | 184-00-5752.02-000-300000 | START UP CASH | 400.00 | N |
| 145238 | 01-06-2023 | FIRST FINANCIAL BANK | 081220 | AHS WRST | 184-00-5752.11-000-300000 | START UP CASH | 400.00 | N |

For the Month of January

| Check Nbr | Check Date | Payee | PO Nbr | Invoice Nbr | Fnd-Fnc-Obj.So-Org-Prog | Reason | Amount | EFT |
|--------------------------------|------------|----------------------|--------|--------------|---------------------------|----------------------------|------------------|-----|
| 145239 | 01-06-2023 | FIRST FINANCIAL BANK | 081221 | AHS WRST | 184-00-5752.11-000-300000 | START UP CASH | 400.00 | N |
| 145240 | 01-06-2023 | FIRST FINANCIAL BANK | 081222 | CONCESSION | 184-00-5752.10-000-300000 | START UP CASH | 300.00 | N |
| 145241 | 01-06-2023 | FOLLETT CONTENT SOL | 302521 | 589953F | 199-12-6329.01-001-311001 | LIBRARY BOOKS | 25.50 | N |
| 145242 | 01-06-2023 | FREEDOM CONSTRUCTI | 301786 | 1544 | 199-51-6249.02-910-399041 | CONTRACT SERVICE/AMS MPC | 27,100.00 | N |
| | | | 301946 | 1545 | 199-51-6249.02-910-399041 | CONTRACT SERVICE/AMS MPC | 17,995.00 | N |
| | | | 302165 | 1546 | 199-51-6249.02-910-399041 | CONTRACT SERVICE/AMS MPC | 6,047.00 | N |
| | | | 302811 | 1547 | 199-51-6249.02-910-399041 | CONTRACT SERVICE/MPC | 2,744.00 | N |
| Totals for Check 145242 | | | | | | | 53,886.00 | |
| 145243 | 01-06-2023 | FW MUSEUM OF | 302952 | FSF-013123CE | 199-11-6399.00-102-311102 | CAMPUS EVENT | 800.00 | N |
| 145244 | 01-06-2023 | ANNIE ELIZABETH | 081173 | DECEMBER | 224-31-6299.00-940-323000 | ASSESSMENT & EVAL SERVICES | 2,212.50 | N |
| 145245 | 01-06-2023 | GAME ONE | 302581 | 10030374 | 184-36-6399.01-001-391960 | SUPPLIES | 465.00 | N |
| 145246 | 01-06-2023 | GREATAMERICA | 081225 | 33054651 | 199-11-6269.01-001-311999 | XEROX | 2,367.11 | N |
| | | | 081225 | 33054651 | 199-11-6269.01-001-326999 | XEROX | 279.71 | N |
| | | | 081225 | 33054651 | 199-11-6269.01-009-311999 | XEROX | 1,161.82 | N |
| | | | 081225 | 33054651 | 199-11-6269.01-041-311999 | XEROX | 662.20 | N |
| | | | 081225 | 33054651 | 199-11-6269.01-042-311999 | XEROX | 929.16 | N |
| | | | 081225 | 33054651 | 199-11-6269.01-101-311999 | XEROX | 1,158.84 | N |
| | | | 081225 | 33054651 | 199-11-6269.01-102-311999 | XEROX | 596.02 | N |
| | | | 081225 | 33054651 | 199-11-6269.01-103-311999 | XEROX | 525.00 | N |
| | | | 081225 | 33054651 | 199-11-6269.01-104-311999 | XEROX | 554.92 | N |
| | | | 081225 | 33054651 | 199-11-6269.01-105-311999 | XEROX | 697.58 | N |
| | | | 081225 | 33054651 | 199-11-6269.01-106-311999 | XEROX | 216.02 | N |
| | | | 081225 | 33054651 | 199-11-6269.01-107-311999 | XEROX | 39.85 | N |
| | | | 081225 | 33054651 | 199-11-6269.01-940-323999 | XEROX | 262.18 | N |
| | | | 081225 | 33054651 | 199-21-6269.00-970-399999 | XEROX | 57.29 | N |
| | | | 081225 | 33054651 | 199-41-6269.00-750-399999 | XEROX | 847.81 | N |
| | | | 081225 | 33054651 | 199-51-6269.01-999-399999 | XEROX | 66.60 | N |
| | | | 081225 | 33054651 | 199-51-6269.01-999-399999 | XEROX | 76.60 | N |
| | | | 081225 | 33054651 | 199-53-6269.01-990-399999 | XEROX | 86.39 | N |
| | | | 081225 | 33054651 | 199-53-6269.01-990-399999 | XEROX | 46.35 | N |
| | | | 081225 | 33054651 | 199-53-6269.01-990-399999 | XEROX | 46.34 | N |
| Totals for Check 145246 | | | | | | | 10,677.79 | |
| 145247 | 01-06-2023 | PATRISE HALSTEAD | 081174 | VARSITY TRI- | 184-36-6299.00-001-391960 | WRESTLING OFFICIAL | 195.00 | N |
| 145248 | 01-06-2023 | ASHLEE HAMMOND | 301387 | RTI PER DIEM | 199-23-6411.00-105-311105 | STAFF DEVELOPMENT | 108.00 | N |
| 145249 | 01-06-2023 | HARTNESS PRINT CENT | 302560 | 23816 | 199-33-6399.00-106-311106 | SUPPLIES | 254.10 | N |
| 145250 | 01-06-2023 | HEAR TO HELP | 081144 | DECEMBER | 224-11-6299.04-940-323000 | AUDIOLOGY MANAGEMENT | 286.66 | N |
| 145251 | 01-06-2023 | HENRY SCHEIN, INC. | 302721 | 30072919 | 184-36-6399.12-001-391960 | SUPPLIES | 982.26 | N |
| | | | 302721 | 30974568 | 184-36-6399.12-001-391960 | SUPPLIES | 25.51 | N |
| | | | 302721 | 30974566 | 184-36-6399.12-001-391960 | SUPPLIES | 1,820.11 | N |
| | | | | 22089219 | 184-36-6399.12-001-391960 | PO 302721 EXCHANGE | -297.72 | N |
| | | | 302721 | 30974566 | 184-36-6399.14-001-391960 | SUPPLIES | 554.54 | N |
| Totals for Check 145251 | | | | | | | 3,084.70 | |

For the Month of January

| Check Nbr | Check Date | Payee | PO Nbr | Invoice Nbr | Fnd-Fnc-Obj.So-Org-Prog | Reason | Amount | EFT |
|-----------|------------|-----------------------|--------|--------------|---------------------------|--------------------------------|-----------------|-----|
| 145252 | 01-06-2023 | HOLIDAY FORD | 081224 | 32284 | 199-00-2110.00-000-300000 | PO 107026 | 48,380.00 | N |
| 145253 | 01-06-2023 | HOME DEPOT PRO | 302742 | 721333482 | 199-51-6319.03-910-399910 | ELECTRICAL SUPPLIES/WALSH | 21.92 | N |
| 145254 | 01-06-2023 | LAURA HUGHES | 301391 | RTI PER DIEM | 199-13-6411.00-105-311105 | STAFF DEVELOPMENT | 108.00 | N |
| 145255 | 01-06-2023 | JESSICA MARIE HULL | 302596 | RTI PER DIEM | 199-13-6411.00-101-399101 | STAFF DEVELOPMENT | 108.00 | N |
| 145256 | 01-06-2023 | INDUSTRIAL CONTAMIN | 081175 | 5626R | 199-34-6299.03-930-399930 | QUARTERLY PM OF FUEL STORA | 900.00 | N |
| 145257 | 01-06-2023 | JILL M SILER CONSULTI | 081183 | 230111 | 199-13-6299.01-999-311999 | TEACHER LEADER COHORT KEY | 4,000.00 | N |
| 145258 | 01-06-2023 | CHERYL RICHARDSON J | 300730 | RTI PER DIEM | 199-23-6411.00-001-326002 | STAFF DEVELOPMENT | 108.00 | N |
| 145259 | 01-06-2023 | JW PEPPER & SON, INC. | 300229 | 364838669 | 199-36-6399.05-001-311001 | CHOIR SUPPLIES/ MUSIC | 23.50 | N |
| 145260 | 01-06-2023 | KEITH G. MATHIS VIDEO | 081145 | 120822 | 199-36-6219.03-001-311200 | VIDEO PRODUCTION DEC 2022 | 1,000.00 | N |
| 145261 | 01-06-2023 | SIGMA TECHNOLOGY F | 081176 | 2023A | 199-41-6299.04-750-399750 | PROF E-RATE MGMT SERV FY23- | 3,900.00 | N |
| 145262 | 01-06-2023 | KLEMENT DISTRIBUTIO | 302683 | 10513749 | 240-35-6341.00-009-399950 | FOOD SUPPLIES | 219.90 | N |
| | | | 302683 | 10513750 | 240-35-6341.00-041-399950 | FOOD SUPPLIES | 539.81 | N |
| | | | 302683 | 10513751 | 240-35-6341.00-042-399950 | FOOD SUPPLIES | 508.81 | N |
| | | | | | | Totals for Check 145262 | 1,268.52 | |
| 145263 | 01-06-2023 | LABATT FOOD SERVICE | 302688 | 12060154 | 240-35-6341.00-001-399950 | FOOD/NON-FOOD | 34.23 | N |
| | | | 302688 | 12060152 | 240-35-6341.00-001-399950 | FOOD/NON-FOOD | 6,229.93 | N |
| | | | | 11299462 | 240-35-6341.00-001-399950 | PO 302412 RETURNS | -39.84 | N |
| | | | | 12060152 | 240-35-6341.00-001-399950 | PO 302688 RETURNS | -113.66 | N |
| | | | 302688 | 12060150 | 240-35-6341.00-009-399950 | FOOD/NON-FOOD | 5,464.92 | N |
| | | | 302688 | 12060156 | 240-35-6341.00-041-399950 | FOOD/NON-FOOD | 3,681.18 | N |
| | | | | 11299464 | 240-35-6341.00-041-399950 | PO 302412 RETURNS | -6.78 | N |
| | | | | 12060156 | 240-35-6341.00-041-399950 | PO 302688 RETURNS | -113.66 | N |
| | | | 302688 | 12060143 | 240-35-6341.00-042-399950 | FOOD/NON-FOOD | 2,830.68 | N |
| | | | 302688 | 12060160 | 240-35-6341.00-101-399950 | FOOD/NON-FOOD | 3,203.33 | N |
| | | | | 11299468 | 240-35-6341.00-101-399950 | PO 302412 RETURNS | -40.26 | N |
| | | | | 12060160 | 240-35-6341.00-101-399950 | PO 302688 RETURNS | -26.76 | N |
| | | | 302688 | 12060148 | 240-35-6341.00-102-399950 | FOOD/NON-FOOD | 2,722.89 | N |
| | | | | 12060148 | 240-35-6341.00-102-399950 | PO 302688 RETURNS | -113.66 | N |
| | | | 302688 | 1206163 | 240-35-6341.00-103-399950 | FOOD/NON-FOOD | 1,918.47 | N |
| | | | 302688 | 12060141 | 240-35-6341.00-104-399950 | FOOD/NON-FOOD | 2,924.43 | N |
| | | | 302688 | 12060146 | 240-35-6341.00-105-399950 | FOOD/NON-FOOD | 2,269.54 | N |
| | | | 302688 | 12060165 | 240-35-6341.00-106-399950 | FOOD/NON-FOOD | 6,890.04 | N |
| | | | 302688 | 12060158 | 240-35-6341.00-107-399950 | FOOD/NON-FOOD | 1,062.43 | N |
| | | | 302853 | 12139535 | 240-35-6341.00-107-399950 | FOOD/NON-FOOD | 41.97 | N |
| | | | 302853 | 12139534 | 240-35-6341.00-107-399950 | FOOD/NON-FOOD | 936.21 | N |
| | | | 302688 | 12060151 | 240-35-6342.00-001-399950 | FOOD/NON-FOOD | 15.44 | N |
| | | | 302688 | 12060153 | 240-35-6342.00-001-399950 | FOOD/NON-FOOD | 887.69 | N |
| | | | | 11299461 | 240-35-6342.00-001-399950 | PO 302412 RETURNS | -18.15 | N |
| | | | 302688 | 12060149 | 240-35-6342.00-009-399950 | FOOD/NON-FOOD | 515.59 | N |
| | | | 302688 | 12060155 | 240-35-6342.00-041-399950 | FOOD/NON-FOOD | 1,132.61 | N |
| | | | 302688 | 12060142 | 240-35-6342.00-042-399950 | FOOD/NON-FOOD | 455.27 | N |

For the Month of January

| Check Nbr | Check Date | Payee | PO Nbr | Invoice Nbr | Fnd-Fnc-Obj.So-Org-Prog | Reason | Amount | EFT |
|-----------|------------|----------------------|--------|----------------|---------------------------|--------------------------------|------------------|-----|
| | | | 302688 | 12060161 | 240-35-6342.00-101-399950 | FOOD/NON-FOOD | 54.70 | N |
| | | | 302688 | 12060159 | 240-35-6342.00-101-399950 | FOOD/NON-FOOD | 513.65 | N |
| | | | 302688 | 1206147 | 240-35-6342.00-102-399950 | FOOD/NON-FOOD | 350.38 | N |
| | | | 302688 | 12060162 | 240-35-6342.00-103-399950 | FOOD/NON-FOOD | 370.62 | N |
| | | | 302688 | 12060140 | 240-35-6342.00-104-399950 | FOOD/NON-FOOD | 242.34 | N |
| | | | 302688 | 12060144 | 240-35-6342.00-105-399950 | FOOD/NON-FOOD | 38.16 | N |
| | | | 302688 | 12060145 | 240-35-6342.00-105-399950 | FOOD/NON-FOOD | 138.00 | N |
| | | | 302688 | 12060164 | 240-35-6342.00-106-399950 | FOOD/NON-FOOD | 480.31 | N |
| | | | 302688 | 12060157 | 240-35-6342.00-107-399950 | FOOD/NON-FOOD | 237.25 | N |
| | | | 302853 | 12139533 | 240-35-6342.00-107-399950 | FOOD/NON-FOOD | 109.78 | N |
| | | | | | | Totals for Check 145263 | 45,279.27 | |
| 145264 | 01-06-2023 | M-PAK, INC | 302563 | 114124 | 199-52-6399.01-980-311980 | POLICE UNIFORMS | 155.18 | N |
| 145265 | 01-06-2023 | KIMBERLY MAAG | 302009 | RTI PER DIEM | 199-13-6411.00-106-311106 | STAFF DEVELOPMENT | 108.00 | N |
| 145266 | 01-06-2023 | MAXI AIDS INC. | 081195 | 974712 | 199-00-2110.00-000-300000 | PO 205266 | 413.46 | N |
| 145267 | 01-06-2023 | MEDCO SUPPLY | 302174 | IN95793872 | 184-36-6399.14-001-391960 | SUPPLIES | 2,494.13 | N |
| | | | 302174 | IN95802750 | 184-36-6399.14-001-391960 | SUPPLIES | 11.24 | N |
| | | | 302174 | IN95807860 | 184-36-6399.14-001-391960 | SUPPLIES | 259.85 | N |
| | | | 302174 | IN95862521 | 184-36-6399.14-001-391960 | SUPPLIES | 96.00 | N |
| | | | 302174 | IN95890629 | 184-36-6399.14-001-391960 | SUPPLIES | 34.62 | N |
| | | | | | | Totals for Check 145267 | 2,895.84 | |
| 145268 | 01-06-2023 | MHC TRUCK LEASING, I | 081177 | R0503770002629 | 199-36-6412.03-001-311999 | WINDSHEILD REPAIR | 500.00 | N |
| | | | 081178 | S0503000000591 | 199-36-6412.03-001-311999 | TRUCK LEASING TOLL NOV 2022 | 72.60 | N |
| | | | | | | Totals for Check 145268 | 572.60 | |
| 145269 | 01-06-2023 | MISSEY HEAD CONSULT | 081146 | 2137 | 199-11-6299.00-999-311999 | DECEMBER CONSULTING SERVI | 5,000.00 | N |
| | | | 081146 | 2137 | 199-11-6299.00-999-311999 | TRAVEL STIPEND AUG-DEC 2022 | 1,650.00 | N |
| | | | | | | Totals for Check 145269 | 6,650.00 | |
| 145270 | 01-06-2023 | MOORE SUPPLY COMPA | 301360 | S166299217.004 | 199-51-6249.02-910-399041 | EQUIPMENT/MPC | 7,240.90 | N |
| 145271 | 01-06-2023 | MORITZ OF FORT WORT | 302766 | 664534 | 199-51-6319.00-910-399930 | VEHICLE SUPPLIES/WHITE FLEET | 387.94 | N |
| | | | 302899 | 664968 | 199-51-6319.00-910-399930 | VEHICLE SUPPLIES/WHITE FLEET | 607.50 | N |
| | | | 302900 | 664969 | 199-51-6319.00-910-399930 | VEHICLE SUPPLIES/WHITE FLEET | 215.95 | N |
| | | | 302901 | 664970 | 199-51-6319.00-910-399930 | VEHICLE SUPPLIES/WHITE FLEET | 313.88 | N |
| | | | | | | Totals for Check 145271 | 1,525.27 | |
| 145272 | 01-06-2023 | MR. JIM'S PIZZA-#9 | 302703 | 009-7195235 | 199-13-6499.01-970-311970 | SUPPLIES | 121.37 | N |
| | | | 302703 | 009-7195247 | 199-13-6499.01-970-311970 | SUPPLIES | 121.37 | N |
| | | | | | | Totals for Check 145272 | 242.74 | |
| 145273 | 01-06-2023 | MSB CONSULTING GRO | 081179 | 187846 | 199-00-5931.00-000-300000 | TX SHARS MEDICAID ADMIN | 146.85 | N |
| 145274 | 01-06-2023 | NATIONAL WHOLESALE | 302511 | S4209372.001 | 199-51-6319.02-910-399910 | PLUMBING SUPPLIES/DISTRICT | 1,224.09 | N |
| | | | | S4233594.001 | 199-51-6319.02-910-399910 | PO 302511 RETURN | -740.00 | N |
| | | | | | | Totals for Check 145274 | 484.09 | |
| 145275 | 01-06-2023 | NETSYNC NETWORK SO | 302358 | 2025121344 | 199-53-6399.01-990-399990 | ANNUAL SERVER LICENSE | 18,304.32 | N |

For the Month of January

| Check Nbr | Check Date | Payee | PO Nbr | Invoice Nbr | Fnd-Fnc-Obj.So-Org-Prog | Reason | Amount | EFT |
|-----------|------------|----------------------|--------|----------------|---------------------------|--------------------------------|-----------------|-----|
| 145276 | 01-06-2023 | NORTH TEXAS TOLLWA | 081180 | 2016283786 | 199-34-6499.04-930-399999 | TOLL LATE FEES | 10.00 | N |
| | | | 081180 | 2016826914 | 199-34-6499.04-930-399999 | TOLL LATE FEES | 10.00 | N |
| | | | 081180 | 2016826914 | 199-34-6499.04-930-399999 | TOLL FEES | 103.01 | N |
| | | | 081180 | 2016492605 | 199-34-6499.04-930-399999 | TOLL FEES | 78.70 | N |
| | | | 081180 | 2017107512 | 199-34-6499.04-930-399999 | TOLL FEES | 2.50 | N |
| | | | | | | Totals for Check 145276 | 204.21 | |
| 145277 | 01-06-2023 | O'REILLY AUTO ENTERP | 302767 | 4401-475960 | 199-34-6319.00-930-399930 | SUPPLIES/BUS FLEET | 170.82 | N |
| | | | 302773 | 4401-475958 | 199-34-6319.00-930-399930 | SUPPLIES/BUS FLEET | 385.60 | N |
| | | | 302845 | 4401-474153 | 199-34-6319.00-930-399930 | SUPPLIES/BUS FLEET | 84.21 | N |
| | | | 302894 | 4401-474879 | 199-34-6319.00-930-399930 | SUPPLIES/BUS FLEET | 60.58 | N |
| | | | | | | Totals for Check 145277 | 701.21 | |
| 145278 | 01-06-2023 | PARADISO, INC | 081147 | DECEMBER | 224-11-6299.05-940-323000 | PROP SHARE SPEECH THERAPY | 781.25 | N |
| 145279 | 01-06-2023 | PITNEY BOWES, INC. | 302851 | 1022167350 | 199-41-6399.01-750-399750 | SUPPLIES/MAIL ROOM | 314.97 | N |
| 145280 | 01-06-2023 | POPULATION AND SURV | 081181 | 2223-139 | 199-41-6299.04-701-399701 | 2022-23 MINI UPDATE DEMO STU | 12,000.00 | N |
| 145281 | 01-06-2023 | PRECISION BUSINESS M | 302046 | 111495 | 199-11-6399.00-103-311103 | SUPPLIES | 877.40 | N |
| | | | 302052 | 111494 | 199-11-6399.00-103-311103 | SUPPLIES | 653.67 | N |
| | | | 301896 | 111341 | 199-11-6399.00-107-311107 | SUPPLIES | 250.68 | N |
| | | | | | | Totals for Check 145281 | 1,781.75 | |
| 145282 | 01-06-2023 | PRECISION | 301902 | 20221057 | 199-51-6299.00-910-399910 | PROF SERVICES/MAINT-AHS | 2,500.00 | N |
| 145283 | 01-06-2023 | PURCHASE POWER | 081182 | 80009000085500 | 199-23-6399.02-001-311999 | POSTAGE | 134.45 | N |
| | | | 081182 | 80009000085500 | 199-23-6399.02-001-326999 | POSTAGE | 33.61 | N |
| | | | 081182 | 80009000085500 | 199-23-6399.02-009-311999 | POSTAGE | 100.84 | N |
| | | | 081182 | 80009000085500 | 199-23-6399.02-041-311999 | POSTAGE | 134.45 | N |
| | | | 081182 | 80009000085500 | 199-23-6399.02-042-311999 | POSTAGE | 134.45 | N |
| | | | 081182 | 80009000085500 | 199-23-6399.02-101-311999 | POSTAGE | 134.45 | N |
| | | | 081182 | 80009000085500 | 199-23-6399.02-102-311999 | POSTAGE | 134.45 | N |
| | | | 081182 | 80009000085500 | 199-23-6399.02-103-311999 | POSTAGE | 134.45 | N |
| | | | 081182 | 80009000085500 | 199-23-6399.02-104-311999 | POSTAGE | 134.45 | N |
| | | | 081182 | 80009000085500 | 199-23-6399.02-105-311999 | POSTAGE | 134.45 | N |
| | | | 081182 | 80009000085500 | 199-23-6399.02-106-311999 | POSTAGE | 134.45 | N |
| | | | 081182 | 80009000085500 | 199-23-6399.02-107-311999 | POSTAGE | 67.22 | N |
| | | | 081182 | 80009000085500 | 199-41-6399.02-701-399999 | POSTAGE | 67.21 | N |
| | | | 081182 | 80009000085500 | 199-41-6399.02-750-399999 | POSTAGE | 67.21 | N |
| | | | 081182 | 80009000085500 | 199-41-6399.02-750-399999 | LATE FEE | 59.70 | N |
| | | | | | | Totals for Check 145283 | 1,605.84 | |
| 145284 | 01-06-2023 | QUILL CORPORATION | 302628 | 29402665 | 199-11-6399.00-042-311042 | SUPPLIES | 292.76 | N |
| | | | 302623 | 29400118 | 199-11-6399.00-106-311106 | SUPPLIES | 467.64 | N |
| | | | 302623 | 29407687 | 199-11-6399.00-106-311106 | SUPPLIES | 104.52 | N |
| | | | 302626 | 29402739 | 199-23-6399.00-001-311001 | OFFICE SUPPLIES | 385.67 | N |
| | | | 302628 | 29402665 | 199-23-6399.00-042-311042 | SUPPLIES | 64.59 | N |
| | | | 302628 | 29402665 | 199-23-6399.01-042-311042 | SUPPLIES | 30.20 | N |
| | | | 302628 | 29420879 | 199-23-6399.01-042-311042 | SUPPLIES | 39.00 | N |
| | | | 302628 | 29426836 | 199-23-6399.01-042-311042 | SUPPLIES | 43.16 | N |

For the Month of January

| Check Nbr | Check Date | Payee | PO Nbr | Invoice Nbr | Fnd-Fnc-Obj.So-Org-Prog | Reason | Amount | EFT |
|-----------|------------|-----------------------|--------|---------------|---------------------------|--------------------------------|------------------|-----|
| | | | 302695 | 29458487 | 199-31-6399.00-041-311041 | SUPPLIES | 15.60 | N |
| | | | 302695 | 29466617 | 199-31-6399.00-041-311041 | SUPPLIES | 48.03 | N |
| | | | 302695 | 29485609 | 199-31-6399.00-041-311041 | SUPPLIES | 5.39 | N |
| | | | 302761 | 29553101 | 199-41-6399.01-750-399750 | SUPPLIES/DISTRICT | 433.12 | N |
| | | | 302761 | 29553624 | 199-41-6399.01-750-399750 | SUPPLIES/DISTRICT | 39.08 | N |
| | | | 302761 | 29581319 | 199-41-6399.01-750-399750 | SUPPLIES/DISTRICT | 52.68 | N |
| | | | 302693 | 29465755 | 240-35-6399.01-950-399950 | SUPPLIES | 130.73 | N |
| | | | 302427 | 29270782 | 715-61-6399.00-907-311907 | SUPPLIES | 265.87 | N |
| | | | 300539 | 27921888 | 715-61-6399.00-907-311907 | SUPPLIES | 155.73 | N |
| | | | | | | Totals for Check 145284 | 2,573.77 | |
| 145285 | 01-06-2023 | KATHRYN REEVES | 302856 | TDEA PER DIEM | 199-13-6411.00-042-311042 | STAFF DEVELOPMENT | 108.00 | N |
| 145286 | 01-06-2023 | REV ROBOTICS, LLC | 301812 | 107658 | 199-11-6399.10-001-322972 | SUPPLIES CTE | 225.05 | N |
| 145287 | 01-06-2023 | AMANDA RIVERA | 302006 | RTI PER DIEM | 199-13-6411.00-106-311106 | STAFF DEVELOPMENT | 108.00 | N |
| 145288 | 01-06-2023 | ROSETTA STONE LTD. | 302752 | 11887187 | 263-11-6399.00-999-325000 | SUPPLIES | 550.00 | N |
| 145289 | 01-06-2023 | INTERSTATE BILLING SE | 081196 | 3030494747 | 199-00-2110.00-000-300000 | PO 206727 | 201.04 | N |
| | | | 302204 | 3030365059 | 199-34-6319.00-930-399930 | SUPPLIES/BUS FLEET | 35.96 | N |
| | | | 301901 | 3030557234 | 199-34-6319.00-930-399930 | SUPPLIES/BUS FLEET | 310.64 | N |
| | | | | | | Totals for Check 145289 | 547.64 | |
| 145290 | 01-06-2023 | INTERSTATE BILLING SE | 081198 | 3030542492 | 199-00-2110.00-000-300000 | PO 206737 | 787.44 | N |
| 145291 | 01-06-2023 | INTERSTATE BILLING SE | 301351 | 3030567214 | 199-34-6319.00-930-399930 | SUPPLIES/BUS FLEET | 38.38 | N |
| 145292 | 01-06-2023 | INTERSTATE BILLING SE | 302474 | 3030561340 | 199-34-6319.00-930-399930 | SUPPLIES/BUS FLEET | 61.02 | N |
| 145293 | 01-06-2023 | INTERSTATE BILLING SE | 302655 | 3030525990 | 199-34-6319.00-930-399930 | SUPPLIES/BUS FLEET | 642.04 | N |
| 145294 | 01-06-2023 | RUSH TRUCK CENTERS | 081197 | 3030497729 | 199-00-2110.00-000-300000 | PO 206730 | 76.12 | N |
| 145295 | 01-06-2023 | SNAP-ON INDUSTRIAL | 302288 | ARV-55684689 | 199-34-6319.00-930-399930 | SUPPLIES/BUS FLEET | 172.21 | N |
| 145296 | 01-06-2023 | SOLUTION TREE, INC | 302414 | S270422 | 199-13-6399.01-999-399999 | SUPPLIES | 372.64 | N |
| | | | 301844 | S271280 | 255-13-6411.00-106-311000 | STAFF DEVELOPMENT | 3,845.00 | N |
| | | | | | | Totals for Check 145296 | 4,217.64 | |
| 145297 | 01-06-2023 | SOUTHWEST INTL TRUC | 302846 | 02P123402 | 199-34-6319.00-930-399930 | SUPPLIES/BUS FLEET | 656.34 | N |
| | | | 302893 | 02P123405 | 199-34-6319.00-930-399930 | SUPPLIES/BUS FLEET | 958.70 | N |
| | | | 302893 | 02P123762 | 199-34-6319.00-930-399930 | SUPPLIES/BUS FLEET | 1,664.30 | N |
| | | | | | | Totals for Check 145297 | 3,279.34 | |
| 145298 | 01-06-2023 | SUPERIOR PEDIATRIC C | 081184 | DEC 1-15 | 224-11-6299.02-940-323000 | OT SERVICES | 3,782.00 | N |
| | | | 081184 | DEC 1-15 | 224-11-6299.03-940-323000 | PT SERVICES | 2,821.00 | N |
| | | | 081184 | DEC 1-15 | 224-11-6299.04-940-323000 | ST SERVICES | 2,294.00 | N |
| | | | 081184 | DEC 1-15 | 224-33-6299.00-940-323000 | LVN SERVICES | 3,679.00 | N |
| | | | | | | Totals for Check 145298 | 12,576.00 | |
| 145299 | 01-06-2023 | SWAY MEDICAL, INC. | 301384 | 13040 | 184-36-6399.14-001-391960 | SUPPLIES | 3,547.00 | N |
| 145300 | 01-06-2023 | TASA | 302874 | 153379 | 199-41-6411.00-750-399750 | STAFF DEVEL/BUSINESS OFFICE | 475.00 | N |

For the Month of January

| Check Nbr | Check Date | Payee | PO Nbr | Invoice Nbr | Fnd-Fnc-Obj.So-Org-Prog | Reason | Amount | EFT |
|--------------------------------|------------|----------------------|--------|--------------|---------------------------|-----------------------------|------------------|-----|
| 145301 | 01-06-2023 | TASBO | 081185 | 58027-2022 | 199-41-6495.00-750-399750 | TASBO MEMB DUES-C CORMIER | 145.00 | N |
| 145302 | 01-06-2023 | TEACHER SYNERGY, LL | 302948 | 216365889 | 199-11-6399.00-101-311101 | SUPPLIES | 11.90 | N |
| 145303 | 01-06-2023 | TEXAS ART EDUCATION | 302945 | S DICKERSON | 199-13-6495.00-042-311042 | FEES/DUES | 55.00 | N |
| | | | 302945 | M HOLCOMB | 199-13-6495.00-042-311042 | FEES/DUES | 55.00 | N |
| Totals for Check 145303 | | | | | | | 110.00 | |
| 145304 | 01-06-2023 | TEXAS LIBRARY ASSOCI | 302912 | STREETMAN | 199-12-6411.00-103-311103 | STAFF DEVELOPMENT | 360.00 | N |
| | | | 302912 | STREETMAN | 199-12-6495.00-103-311103 | STAFF DEVELOPMENT | 171.00 | N |
| | 01-13-2023 | TEXAS LIBRARY ASSOCI | 302912 | STREETMAN | 199-12-6411.00-103-311103 | INCORRECT AMOUNT | -360.00 | N |
| | | | 302912 | STREETMAN | 199-12-6495.00-103-311103 | INCORRECT AMOUNT | -171.00 | N |
| Totals for Check 145304 | | | | | | | .00 | |
| 145305 | 01-06-2023 | ANGELA RENEE TIMS | 302836 | FUEL | 199-36-6411.02-001-311001 | REIMB/EXPENSE | 34.30 | N |
| 145306 | 01-06-2023 | TOWN OF ANNETTA | 081148 | 14-0050-00 | 199-51-6259.02-999-399999 | UTILITIES | 1,464.29 | N |
| 145307 | 01-06-2023 | TRANSLATION & INTERP | 081186 | 36904 | 199-11-6299.00-940-323940 | TRANSLATION SERVICES | 130.80 | N |
| | | | 081186 | 37348 | 199-11-6299.00-940-323940 | TRANSLATION SERVICES | 461.60 | N |
| | | | 081186 | 37514 | 199-11-6299.00-940-323940 | TRANSLATION SERVICES | 130.80 | N |
| | | | 081186 | 37674 | 199-11-6299.00-940-323940 | TRANSLATION SERVICES | 973.50 | N |
| | | | 081186 | 38092 | 199-11-6299.00-940-323940 | TRANSLATION SERVICES | 559.80 | N |
| | | | 081186 | 38197 | 199-11-6299.00-940-323940 | TRANSLATION SERVICES | 736.35 | N |
| | | | 301036 | 38514 | 199-11-6399.00-107-325107 | TRANSLATION SERVICES | 312.20 | N |
| Totals for Check 145307 | | | | | | | 3,305.05 | |
| 145308 | 01-06-2023 | TRI-COUNTY ELECTRIC | 081187 | 800926955 | 199-51-6259.00-999-399999 | UTILITIES | 220.26 | N |
| | | | 081187 | 800926961 | 199-51-6259.00-999-399999 | UTILITIES | 12,976.10 | N |
| Totals for Check 145308 | | | | | | | 13,196.36 | |
| 145309 | 01-06-2023 | TX ASSN FOR PUPIL TR | 302751 | 0123-0050 | 199-34-6411.01-930-399930 | STAFF DEVELOPMENT/TRANSP | 220.00 | N |
| | | | 302751 | 0123-0051 | 199-34-6411.01-930-399930 | STAFF DEVELOPMENT/TRANSP | 240.00 | N |
| | | | 302850 | 0123-0081 | 199-34-6411.01-930-399930 | STAFF DEVELOPMENT/TRANSP | 110.00 | N |
| | | | 302850 | 0123-0080 | 199-34-6411.01-930-399930 | STAFF DEVELOPMENT/TRANSP | 110.00 | N |
| Totals for Check 145309 | | | | | | | 680.00 | |
| 145310 | 01-06-2023 | TYLER TECHNOLOGIES, | 302849 | 1121 | 199-34-6411.01-930-399930 | STAFF DEVELOPMENT/TRANSP | 1,099.00 | N |
| 145311 | 01-06-2023 | UNITED REFRIGERATIO | 302868 | 88096472-00 | 199-51-6319.00-950-399910 | EQUIPMENT REPAIRS | 163.57 | N |
| | | | 302746 | 88067055-00 | 199-51-6319.05-910-399910 | HVAC SUPPLIES/REPAIRS-ECA | 1,096.24 | N |
| | | | 302877 | 88113183-00 | 199-51-6319.05-910-399910 | HVAC SUPPLIES/REPAIRS-ECA | 567.39 | N |
| Totals for Check 145311 | | | | | | | 1,827.20 | |
| 145312 | 01-06-2023 | STACEY UTLEY | 301634 | RTI PER DIEM | 199-13-6411.00-104-311104 | STAFF DEVELOPMENT | 108.00 | N |
| 145313 | 01-06-2023 | VORTEX COLORADO, IN | 302935 | 34-359177 | 199-51-6299.00-910-399910 | REPAIRS ON OVERHEAD DOOR # | 594.00 | N |
| | | | 302936 | 34-358532 | 199-51-6299.00-910-399910 | REPAIRS/WEST GATE AUX SERIV | 713.20 | N |
| Totals for Check 145313 | | | | | | | 1,307.20 | |
| 145314 | 01-06-2023 | VISA-PNC BANK | 081188 | NTTA | 199-34-6499.04-930-399999 | TOLL FEES | 508.00 | N |
| | | | 081189 | NTTA | 199-34-6499.04-930-399999 | TOLL FEES | 508.00 | N |
| | | | 302762 | SAM'S ONLINE | 199-41-6399.01-750-399750 | SUPPLIES/DISTRICT | 273.36 | N |
| Totals for Check 145314 | | | | | | | 1,289.36 | |

For the Month of January

| Check Nbr | Check Date | Payee | PO Nbr | Invoice Nbr | Fnd-Fnc-Obj.So-Org-Prog | Reason | Amount | EFT |
|-----------|------------|----------------------|--------|-------------|---------------------------|--------------------------------|------------------|-----|
| 145315 | 01-06-2023 | CAPITAL ONE | 302697 | WALMART | 199-11-6399.00-041-311041 | SUPPLIES | 217.84 | N |
| | | | 302531 | WALMART | 199-11-6399.02-001-322972 | SUPPLIES | 189.39 | N |
| | | | 302337 | SAM'S CLUB | 199-11-6399.15-001-322972 | INSTR SUPPLIES/LAW-AHS | 249.98 | N |
| | | | 302390 | WALMART | 199-21-6399.00-940-323940 | SUPPLIES | 72.89 | N |
| | | | 302260 | WALMART | 199-31-6399.00-921-311921 | SUPPLIES | 87.12 | N |
| | | | 301605 | SAM'S CLUB | 715-61-6399.00-907-311907 | SUPPLIES | 272.66 | N |
| | | | | | | Totals for Check 145315 | 1,089.88 | |
| 145316 | 01-06-2023 | WARD'S SCIENCE | 301015 | 8811561028 | 199-11-6399.12-001-322972 | SUPPLIES FORENSIC SCIENCE | 4.63 | N |
| | | | 301015 | 8811657898 | 199-11-6399.12-001-322972 | SUPPLIES FORENSIC SCIENCE | 10.26 | N |
| | | | | | | Totals for Check 145316 | 14.89 | |
| 145317 | 01-06-2023 | WIPEBOOKCORP | 300326 | 2610101 | 199-13-6399.01-970-311970 | SUPPLIES/STAFF DEV | 583.50 | N |
| 145318 | 01-12-2023 | JNT RESOURCE PARTN | DEDCH | | 199-00-2159.00-097-300000 | JAN DED 457 DEFERRED COMP. | 278.24 | N |
| 145319 | 01-13-2023 | EDUC. EMPLOYEES CRE | DEDCH | | 199-00-2154.00-004-300000 | JAN DED CREDIT UNION | 2,185.50 | N |
| | | | DEDCH | | 199-00-2159.00-164-300000 | JAN DED HSA | 23,247.48 | N |
| | | | | | | Totals for Check 145319 | 25,432.98 | |
| 145320 | 01-13-2023 | A.T.P.E. | DEDCH | | 199-00-2159.00-005-300000 | JAN DED UNION DUES | 308.20 | N |
| 145321 | 01-13-2023 | ALEDO ISD GENERAL O | DEDCH | | 199-00-2159.00-122-300000 | JAN DED MISCELLANEOUS DEDU | 50.20 | N |
| | | | DEDCH | | 199-00-2159.00-125-300000 | JAN DED MISCELLANEOUS DEDU | 5,723.66 | N |
| | | | DEDCH | | 199-00-2159.00-173-300000 | JAN DED MISCELLANEOUS DEDU | 55,164.14 | N |
| | | | | | | Totals for Check 145321 | 60,938.00 | |
| 145322 | 01-13-2023 | TEXAS STATE TEACHER | DEDCH | | 199-00-2159.00-006-300000 | JAN DED TSTA DUES | 55.90 | N |
| 145323 | 01-13-2023 | UNITED EDUCATORS AS | DEDCH | | 199-00-2159.00-016-300000 | JAN DED UNION DUES | 5,455.99 | N |
| 145324 | 01-13-2023 | TEXAS AFT AMP | DEDCH | | 199-00-2159.00-078-300000 | JAN DED UNION DUES | 17.50 | N |
| 145325 | 01-13-2023 | HIGGINBOTHAM & ASSO | DEDCH | | 199-00-2159.00-008-300000 | JAN DED MISCELLANEOUS DEDU | 9,324.16 | N |
| | | | DEDCH | | 199-00-2159.00-099-300000 | JAN DED DEPENDENT CHILD | 959.82 | N |
| | | | | | | Totals for Check 145325 | 10,283.98 | |
| 145326 | 01-13-2023 | ALEDO ISD EDUCATION | DEDCH | | 199-00-2159.00-149-300000 | JAN DED MISCELLANEOUS DEDU | 10.00 | N |
| 145327 | 01-13-2023 | PAM BASSEL, CHAPTER | DEDCH | | 199-00-2159.00-144-300000 | JAN DED MISCELLANEOUS DEDU | 963.00 | N |
| 145328 | 01-13-2023 | FINANCIAL BENEFIT SE | DEDCH | | 199-00-2153.00-014-300000 | JAN DED LIFE INSURANCE | 44.55 | N |
| | | | DEDCH | | 199-00-2153.00-018-300000 | JAN DED LIFE INSURANCE | 2,612.80 | N |
| | | | DEDCH | | 199-00-2153.00-021-300000 | JAN DED HEALTH INSURANCE | 38.00 | N |
| | | | DEDCH | | 199-00-2153.00-152-300000 | JAN DED HEALTH INSURANCE | 1,813.15 | N |
| | | | DEDCH | | 199-00-2153.00-153-300000 | JAN DED HEALTH INSURANCE | 2,928.74 | N |
| | | | DEDCH | | 199-00-2153.00-154-300000 | JAN DED LIFE INSURANCE | 9,927.98 | N |
| | | | DEDCH | | 199-00-2153.00-158-300000 | JAN DED HEALTH INSURANCE | 26,577.69 | N |
| | | | DEDCH | | 199-00-2153.00-165-300000 | JAN DED HEALTH INSURANCE | 3,523.12 | N |
| | | | DEDCH | | 199-00-2159.00-101-300000 | JAN DED MISCELLANEOUS DEDU | 307.20 | N |
| | | | DEDCH | | 199-00-2159.00-141-300000 | JAN DED MISCELLANEOUS DEDU | 1,121.55 | N |
| | | | DEDCH | | 199-00-2159.00-150-300000 | JAN DED MISCELLANEOUS DEDU | 1,827.00 | N |
| | | | DEDCH | | 199-00-2159.00-155-300000 | JAN DED INCOME REPLACEMENT | 12,042.21 | N |
| | | | DEDCH | | 199-00-2159.00-160-300000 | JAN DED MISCELLANEOUS DEDU | 1,927.00 | N |
| | | | DEDCH | | 199-00-2159.00-163-300000 | JAN DED MISCELLANEOUS DEDU | 1,889.56 | N |
| | | | | | | Totals for Check 145328 | 66,580.55 | |

For the Month of January

| Check Nbr | Check Date | Payee | PO Nbr | Invoice Nbr | Fnd-Fnc-Obj.So-Org-Prog | Reason | Amount | EFT |
|--------------------------------|------------|---------------------------|----------|----------------|---------------------------|-----------------------------|------------------|-----|
| 145329 | 01-13-2023 | JNT RESOURCE PARTN | DEDCH | | 199-00-2159.00-166-300000 | JAN DED 457 DEFERRED COMP. | 4,586.25 | N |
| | | | DEDCH | | 199-00-2159.00-167-300000 | JAN DED TAX SHEL. ANNUITY | 40,247.43 | N |
| | | | DEDCH | | 199-00-2159.00-168-300000 | JAN DED ROTH ANNUITY | 3,262.00 | N |
| | | | DEDCH | | 199-00-2159.00-169-300000 | JAN DED 457 DEFERRED COMP. | 5,760.10 | N |
| | | | DEDCH | | 199-00-2159.00-503-300000 | JAN DED FINANCE DEDUCTION | 410.00 | N |
| Totals for Check 145329 | | | | | | | 54,265.78 | |
| 145330 | 01-13-2023 | AT&T | 081228 | 81744112377010 | 199-51-6259.01-999-399999 | UTILITIES-AUGUST | 279.63 | N |
| | | | 081228 | 81744112377010 | 199-51-6259.01-999-399999 | UTILITIES-SEPTEMBER | 448.70 | N |
| | | | 081228 | 81744112377010 | 199-51-6259.01-999-399999 | UTILITIES-OCTOBER | 448.70 | N |
| | | | 081228 | 81744112377010 | 199-51-6259.01-999-399999 | UTILITIES-NOVEMBER | 448.70 | N |
| | | | 081228 | 81744112377010 | 199-51-6259.01-999-399999 | UTILITIES-DECEMBER | 448.70 | N |
| Totals for Check 145330 | | | | | | | 2,074.43 | |
| 145331 | 01-13-2023 | AT&T | 081229 | 81744151142358 | 199-51-6259.01-999-399999 | UTILITIES | 945.08 | N |
| 145332 | 01-13-2023 | AT&T | 081230 | 81744151302341 | 199-51-6259.01-999-399999 | UTILITIES | 1,351.61 | N |
| 145333 | 01-13-2023 | AT&T | 081231 | 817A8607418612 | 199-51-6259.01-999-399999 | UTILITIES | 1,846.59 | N |
| 145334 | 01-13-2023 | AT&T MOBILITY | 081234 | 287309389757 | 199-11-6499.19-999-399999 | HOTSPOTS | 1,391.52 | N |
| 145335 | 01-13-2023 | ATMOS ENERGY | 081232 | 3053219567 | 199-51-6259.03-999-399999 | UTILITIES | 3,249.03 | N |
| 145336 | 01-13-2023 | CAVALLO ENERGY | 081235 | 23009001898204 | 199-51-6259.00-999-399999 | UTILITIES | 8.12 | N |
| 145337 | 01-13-2023 | TEXAS LIBRARY ASSOCI | 081233 | STREETMAN | 199-12-6411.00-103-311103 | REPLACE CHECK #145304 | 360.00 | N |
| | | | 081233 | STREETMAN | 199-12-6495.00-103-311103 | REPLACE CHECK #145304 | 182.00 | N |
| Totals for Check 145337 | | | | | | | 542.00 | |
| 145338 | 01-20-2023 | CHELSEA ABARCA | 303268 | REIMB | 199-41-6299.01-731-399731 | REIMB/EXPENSE | 49.26 | N |
| 145339 | 01-20-2023 | ABILENE HIGH SCHOOL | 303075 | VARSHITY | 184-36-6412.02-001-391960 | ENTRY FEE | 200.00 | N |
| 145340 | 01-20-2023 | ALEDO ISD ACTIVITY FU | 300884 | BEARCAT | 199-13-6499.01-970-311970 | FLOWERS | 65.00 | N |
| 145341 | 01-20-2023 | ALEDO ISD ACTIVITY FU | 303380 | EXCITE | 199-11-6399.05-940-323940 | REIMB/EXPENSE | 387.90 | N |
| 145342 | 01-20-2023 | ALEDO ISD CHILD NUTRI | 302607 | 2216 | 199-41-6499.01-702-399702 | MEETING EXPENSE | 250.00 | N |
| 145343 | 01-20-2023 | AMAZON CAPITAL | 302970 | 1KDH-P3PM- | 199-11-6398.00-101-324101 | SUPPLIES | 94.98 | N |
| | | | | 1MRJ-1GKQ- | 199-11-6398.02-106-311106 | PO 301562 DEFECTIVE ITEM | -149.99 | N |
| | | | 302981 | 1DTM-XRF3- | 199-11-6399.00-001-311001 | SUPPLIES | 75.28 | N |
| | | | 302589 | 13PG-4GQ3- | 199-11-6399.00-009-311009 | SUPPLIES | 224.55 | N |
| | | | 302502 | 1GNJ-HNQY- | 199-11-6399.00-041-311041 | SUPPLIES | 176.32 | N |
| | | | 302619 | 1DPJ-99LD- | 199-11-6399.00-041-311041 | SUPPLIES | 278.04 | N |
| | | | 302619 | 1MWC-GJV4- | 199-11-6399.00-041-311041 | SUPPLIES | 139.89 | N |
| | | | 302755 | 1R9G-JFKX- | 199-11-6399.00-041-311041 | SUPPLIES | 67.94 | N |
| | | | 303151 | 1P6H-Y76X- | 199-11-6399.00-041-311041 | SUPPLIES | 175.68 | N |
| | | | 303128 | 1QXD-WDTV- | 199-11-6399.00-042-311042 | SUPPLIES | 16.38 | N |
| | | | 302360 | 14GK-M3W4- | 199-11-6399.00-101-311101 | INSTRUCTIONAL SUPPLIES/VAND | 599.88 | N |
| | | | 302604 | 177D-RT1V- | 199-11-6399.00-101-311101 | SUPPLIES | 198.68 | N |
| | | | 302857 | 1TTM-NLQK- | 199-11-6399.00-101-311101 | SUPPLIES | 87.52 | N |
| | | | 302970 | 1KDH-P3PM- | 199-11-6399.00-101-311101 | SUPPLIES | 40.52 | N |
| 302986 | 1G1V-NCPM- | 199-11-6399.00-101-311101 | SUPPLIES | 122.53 | N | | | |

For the Month of January

| Check Nbr | Check Date | Payee | PO Nbr | Invoice Nbr | Fnd-Fnc-Obj.So-Org-Prog | Reason | Amount | EFT |
|-----------|------------|-------|--------|----------------|---------------------------|-------------------------|----------|-----|
| | | | 303048 | 14FL-QWP6- | 199-11-6399.00-104-311104 | SUPPLIES | 80.00 | N |
| | | | 303161 | 1W3K-MJWH- | 199-11-6399.00-104-311104 | SUPPLIES | 20.99 | N |
| | | | 302730 | 1QL7-P1V6- | 199-11-6399.00-105-311105 | SUPPLIES | 261.43 | N |
| | | | 303004 | 1X4J-MLPT-HJ61 | 199-11-6399.00-105-311105 | SUPPLIES | 208.50 | N |
| | | | 302946 | 1PWH-C9NK- | 199-11-6399.00-105-311105 | SUPPLIES | 18.11 | N |
| | | | 302946 | 1TDM-RQG6- | 199-11-6399.00-105-311105 | SUPPLIES | 89.35 | N |
| | | | 302946 | 1CMX-HCT9- | 199-11-6399.00-105-311105 | SUPPLIES | 61.08 | N |
| | | | 302520 | 1CX3-GVVN- | 199-11-6399.00-106-311106 | SUPPLIES | 243.98 | N |
| | | | 302593 | 1DYW-7P77- | 199-11-6399.00-106-311106 | SUPPLIES | 82.50 | N |
| | | | 302593 | 1P6D-QN3N- | 199-11-6399.00-106-311106 | SUPPLIES | 953.55 | N |
| | | | 302878 | 1TGF-YNXP- | 199-11-6399.00-106-311106 | SUPPLIES | 93.20 | N |
| | | | 302878 | 1MRM-VDY3- | 199-11-6399.00-106-311106 | SUPPLIES | 30.00 | N |
| | | | 302922 | 1FRJ-9C6K- | 199-11-6399.00-106-311106 | SUPPLIES | 48.00 | N |
| | | | 303037 | 1CM7-FJC4- | 199-11-6399.00-107-311107 | SUPPLIES | 115.99 | N |
| | | | 302993 | 1RXH-1LV4- | 199-11-6399.00-940-323940 | SUPPLIES | 47.73 | N |
| | | | 303224 | 1RHL-43CK- | 199-11-6399.00-940-323940 | SUPPLIES | 134.76 | N |
| | | | 302831 | 11K4-JWVF- | 199-11-6399.01-001-311001 | REMEDIATION SUPPLIES | 129.99 | N |
| | | | 302974 | 1PDD-MPQL- | 199-11-6399.01-001-311001 | INSTRUCTIONAL EQUIPMENT | 423.96 | N |
| | | | 302824 | 19LV-JGKV- | 199-11-6399.01-103-311103 | SUPPLIES | 19.97 | N |
| | | | 303005 | 1MXN-1J17- | 199-11-6399.01-104-311104 | SUPPLIES | 496.68 | N |
| | | | 302889 | 116D-DHKW- | 199-11-6399.02-001-322972 | SUPPLIES AG SCIENCE | 293.50 | N |
| | | | 302889 | 1J3Y-W6FN- | 199-11-6399.02-001-322972 | SUPPLIES AG SCIENCE | 12.96 | N |
| | | | 302993 | 1RXH-1LV4- | 199-11-6399.02-103-323940 | SUPPLIES | 72.27 | N |
| | | | 303209 | 19VX-J1NW- | 199-11-6399.03-001-326002 | SUPPLIES | 192.88 | N |
| | | | 303010 | 1H9R-HWJL- | 199-11-6399.03-042-322972 | SUPPLIES | 106.72 | N |
| | | | 303116 | 1PPH-C4L4- | 199-11-6399.05-001-338001 | MATH SUPPLIES | 590.19 | N |
| | | | 302975 | 1YD4-LWV6- | 199-11-6399.06-001-311001 | SS SUPPLIES | 392.92 | N |
| | | | 081239 | 1PPC-LL1V- | 199-11-6399.14-001-322972 | PO 302529 REORDER | 23.48 | N |
| | | | 302717 | 1CW9-LWC9- | 199-11-6497.00-042-311042 | AWARDS | 132.47 | N |
| | | | 302787 | 1HYH-W99P- | 199-11-6497.00-042-311042 | SUPPLIES | 24.99 | N |
| | | | 302550 | 1Q4W-WT7N- | 199-11-6497.00-042-311042 | AWARDS | 597.00 | N |
| | | | 302510 | 1CRV-C49V- | 199-12-6329.01-106-311106 | LIBRARY BOOKS | 98.73 | N |
| | | | 303135 | 1KP1-PKPC- | 199-12-6399.00-001-311001 | SUPPLIES | 49.66 | N |
| | | | 303147 | 1N7F-4GVM- | 199-12-6399.00-042-311042 | SUPPLIES | 325.74 | N |
| | | | 302510 | 1CRV-C49V- | 199-12-6399.00-106-311106 | LIBRARY BOOKS | 107.44 | N |
| | | | 302956 | 11FG-QL7P- | 199-13-6399.00-106-311106 | STAFF DEVELOPMENT | 62.97 | N |
| | | | 303128 | 1QXD-WDTV- | 199-23-6398.00-042-311042 | SUPPLIES | 44.98 | N |
| | | | 302978 | 1GMX-JQ1Y- | 199-23-6399.00-001-311001 | SUPPLIES | 85.15 | N |
| | | | 302589 | 13PG-4GQ3- | 199-23-6399.00-009-311009 | SUPPLIES | 25.70 | N |
| | | | 302704 | 1CP9-7TCX- | 199-23-6399.00-009-311009 | SUPPLIES | 128.19 | N |
| | | | 303124 | 1W3K-MJWH- | 199-23-6399.00-041-311041 | SUPPLIES | 89.69 | N |
| | | | 302865 | 1V6Y-VX4H- | 199-23-6399.00-101-311101 | SUPPLIES | 1,006.13 | N |
| | | | 302515 | 1G67-47PD- | 199-23-6399.00-103-311103 | SUPPLIES | 98.04 | N |
| | | | 302651 | 1WQC-6YTN- | 199-31-6399.00-107-325107 | SUPPLIES | 310.86 | N |
| | | | 302651 | 163Q-GFQF- | 199-31-6339.00-107-325107 | SUPPLIES | 466.29 | N |

For the Month of January

| Check Nbr | Check Date | Payee | PO Nbr | Invoice Nbr | Fnd-Fnc-Obj.So-Org-Prog | Reason | Amount | EFT |
|-----------|------------|-------|--------|----------------|---------------------------|------------------------------|----------|-----|
| | | | 302651 | 177M-L91W- | 199-31-6339.00-107-325107 | SUPPLIES | 86.35 | N |
| | | | 302709 | 1C9W-33M9- | 199-31-6399.00-920-311920 | SUPPLIES | 527.10 | N |
| | | | 302854 | 1JC4-WYJM- | 199-31-6399.00-921-311921 | STUDENT SERVICES SUPPLIES | 83.97 | N |
| | | | 303128 | 1QXD-WDTV- | 199-33-6399.00-042-311042 | SUPPLIES | 73.97 | N |
| | | | 302604 | 177D-RT1V- | 199-33-6399.00-101-311101 | SUPPLIES | 76.05 | N |
| | | | 302604 | 1XPL-DDJ9- | 199-33-6399.00-101-311101 | SUPPLIES | 13.99 | N |
| | | | 302658 | 17CX-WK3F- | 199-34-6319.00-930-399930 | SUPPLIES/BUS FLEET | 14.38 | N |
| | | | 302669 | 17HX-YFNW- | 199-34-6319.00-930-399930 | SUPPLIES/BUS FLEET | 65.47 | N |
| | | | 303061 | 1F9N-RTFJ- | 199-34-6319.00-930-399930 | SUPPLIES/BUS FLEET | 271.40 | N |
| | | | 303185 | 1NQ4-C7MR- | 199-34-6319.00-930-399930 | SUPPLIES/BUS FLEET | 132.90 | N |
| | | | 302659 | 1XQ4-CFK4- | 199-34-6399.00-930-399930 | OFFICE SUPPLIES/TRANSP | 383.94 | N |
| | | | 303061 | 1F9N-RTFJ- | 199-34-6399.00-930-399930 | SUPPLIES/BUS FLEET | 34.30 | N |
| | | | 302631 | 1JV7-CJTK- | 199-34-6399.01-999-399930 | SUPPLIES | 67.96 | N |
| | | | 302908 | 1RTX-1QW3- | 199-36-6399.00-001-322972 | SUPPLIES CTE CTSO | 17.70 | N |
| | | | 302699 | 1LRD-QGCK- | 199-36-6399.04-041-311041 | SUPPLIES | 158.98 | N |
| | | | 302817 | 14RL-VWMP- | 199-41-6399.00-750-399750 | SUPPLIES/BUSINESS OFFICE | 49.99 | N |
| | | | 302817 | 1JM9-RYYL- | 199-41-6399.00-750-399750 | SUPPLIES/BUSINESS OFFICE | 54.99 | N |
| | | | 302601 | 1JV7-CJTK-LKJ3 | 199-51-6319.00-910-399910 | GENERAL SUPPLIES/MAINT DEPT | 309.99 | N |
| | | | 302771 | 1Y7K-W6LG- | 199-51-6319.00-910-399910 | GENERAL SUPPLIES/MAINT-COD | 24.62 | N |
| | | | 303194 | 1WVJ-QQFK- | 199-51-6319.00-910-399910 | SECURITY MIRROR/MAINT-MCCA | 47.99 | N |
| | | | 302898 | 1HQG-Q6DW- | 199-51-6319.00-910-399930 | VEHICLE SUPPLIES/WHITE FLEET | 171.46 | N |
| | | | 303059 | 1CMX-HCT9- | 199-51-6319.00-910-399930 | VEHICLE SUPPLIES/WHITE FLEET | 488.85 | N |
| | | | 302452 | 1YT3-94WR- | 199-51-6319.01-910-399910 | EMERGENCY LIGHTING/N TRANS | 36.38 | N |
| | | | 302750 | 19DF-LPRW- | 199-51-6319.01-910-399910 | EMERGENCY EXIT LIGHT | 18.19 | N |
| | | | 302855 | 14WN-TLL1- | 199-51-6319.02-910-399910 | PLUMBING SUPPLIES/ANNETTA | 133.92 | N |
| | | | 303247 | 1PFV-1WJM- | 199-51-6319.05-910-399910 | HVAC SUPPLIES/ECA | 244.99 | N |
| | | | 303199 | 1M1L-XJVC- | 199-51-6319.05-910-399910 | HVAC SUPPLIES/AHS | 475.44 | N |
| | | | 303250 | 16QY-3W17- | 199-51-6319.09-910-399910 | FIRE EQUIPMENT SUPPLIES/VAN | 260.48 | N |
| | | | 302763 | 163K-FG71-43C9 | 199-51-6319.11-910-399910 | CABINET LOCKS/DISTRICT | 102.50 | N |
| | | | 302749 | 1NLC-VLMQ- | 199-51-6319.12-910-399910 | OFFICE CHAIRS/MAINT DEPT | 399.98 | N |
| | | | | 1FXQ-XNYG- | 199-51-6398.03-910-399910 | PO 302347 DEFECTIVE ITEM | -29.99 | N |
| | | | 302864 | 1FRJ-9C6K- | 199-52-6398.01-980-399980 | POLICE EQUIPMENT | 167.85 | N |
| | | | 302423 | 1RWK-3K99- | 199-52-6399.00-980-399980 | POLICE SUPPLIES | 126.79 | N |
| | | | 303052 | 1H9R-HWJL- | 199-52-6399.00-980-399980 | POLICE SUPPLIES | 7.98 | N |
| | | | 303063 | 1QHC-PGH6- | 199-52-6399.00-980-399980 | POLICE SUPPLIES | 17.98 | N |
| | | | 303257 | 13L7-3TMM- | 199-53-6399.00-990-399990 | SUPPLIES/TECH OFFICE | 47.46 | N |
| | | | 303210 | 1TL1-4W93- | 240-35-6341.00-001-399950 | FOOD SUPPLIES | 599.34 | N |
| | | | 302689 | 1KRL-WYMW- | 240-35-6398.01-001-399950 | SUPPLIES | 49.89 | N |
| | | | 301629 | 1D3C-QYTP- | 240-35-6399.00-001-399950 | SUPPLIES | 219.89 | N |
| | | | 303140 | 1HDJ-P6W4- | 240-35-6399.00-001-399950 | SUPPLIES | 56.30 | N |
| | | | 302840 | 1KNR-MYJC- | 240-35-6399.00-102-399950 | SUPPLIES | 34.99 | N |
| | | | 302840 | 1RWF-TM1T- | 240-35-6399.00-102-399950 | SUPPLIES | 26.26 | N |
| | | | 302914 | 1QCD-T9NV- | 240-35-6399.00-102-399950 | SUPPLIES | 34.95 | N |
| | | | 302678 | 1G67-47PD- | 284-11-6399.00-940-323000 | SUPPLIES | 2,777.50 | N |
| | | | 302466 | 1WJ3-PFWG- | 715-61-6399.00-907-311907 | SUPPLIES | 15.28 | N |

For the Month of January

| Check Nbr | Check Date | Payee | PO Nbr | Invoice Nbr | Fnd-Fnc-Obj.So-Org-Prog | Reason | Amount | EFT |
|-----------|------------|----------------------|--------|----------------|---------------------------|--------------------------------|------------------|-----|
| | | | 302468 | 1F7D-WNJJ- | 715-61-6399.00-907-311907 | SUPPLIES | 696.86 | N |
| | | | 303118 | 1PTK-FN9L- | 715-61-6399.00-907-311907 | SUPPLIES | 749.14 | N |
| | | | | 1NX4-JWJ1- | 715-61-6399.00-907-311907 | PO 300323 UNDELIVERABLE | -29.97 | N |
| | | | | | | Totals for Check 145343 | 21,443.65 | |
| 145344 | 01-20-2023 | AMSTERDAM PRINTING | 302757 | 7251344 | 199-13-6499.01-970-311970 | MEETING EXPENSE | 507.56 | N |
| 145345 | 01-20-2023 | APPLE, INC. | 302667 | AK28583202 | 284-11-6399.00-940-323000 | SUPPLIES | 3,887.00 | N |
| | | | 302667 | AK28615503 | 284-11-6399.00-940-323000 | SUPPLIES | 580.00 | N |
| | | | | | | Totals for Check 145345 | 4,467.00 | |
| 145346 | 01-20-2023 | AT&T | 081246 | 81759960221656 | 199-51-6259.01-999-399999 | TELEPHONE | 432.92 | N |
| 145347 | 01-20-2023 | BIGFOOT INK | 302375 | 19988 | 199-41-6499.08-750-399750 | SUPPLIES/AGC | 1,141.63 | N |
| 145348 | 01-20-2023 | BIRDVILLE HIGH SCHOO | 303044 | VARSITY | 184-36-6412.02-001-391960 | ENTRY FEE | 175.00 | N |
| 145349 | 01-20-2023 | MARGARET BLOODWOR | 301905 | TCASE PER | 199-21-6411.00-940-323940 | STAFF DEVELOPMENT | 144.00 | N |
| 145350 | 01-20-2023 | KARI BOWMAN | 303085 | RTI PER DIEM | 199-13-6411.01-970-311970 | STAFF DEVELOPMENT | 108.00 | N |
| 145351 | 01-20-2023 | BRACKETT & ELLIS, PC | 081247 | 212031 | 199-41-6211.00-701-399701 | ARCHITECT CONTRACTS | 150.00 | N |
| 145352 | 01-20-2023 | KIRA BUCK | 303258 | TCEA PER DIEM | 199-12-6411.00-042-311042 | STAFF DEVELOPMENT | 72.00 | N |
| 145353 | 01-20-2023 | BURLESON ISD ATHLETI | 303079 | JV TENNIS | 184-36-6412.02-001-391960 | ENTRY FEE | 200.00 | N |
| | | | 303080 | JV TENNIS | 184-36-6412.02-001-391960 | ENTRY FEE | 200.00 | N |
| | | | | | | Totals for Check 145353 | 400.00 | |
| 145354 | 01-20-2023 | BURTON TROPHY | 303127 | 34588 | 199-11-6497.00-042-311042 | SUPPLIES | 90.00 | N |
| 145355 | 01-20-2023 | BUSINESS PROFESSION | 303349 | 30602 | 199-36-6499.02-001-322972 | FEES/DUES | 40.00 | N |
| 145356 | 01-20-2023 | JENNIFER CAMPOS | 303139 | FOOD | 240-35-6411.00-104-399950 | REIMB/EXPENSE | 9.99 | N |
| 145357 | 01-20-2023 | CAROLINA BIOLOGICAL | 302867 | 51995634 RI | 199-11-6399.00-009-311009 | SUPPLIES | 3,567.79 | N |
| 145358 | 01-20-2023 | MARIO CASANOVA | 081248 | AHS BAND | 199-36-6299.00-001-311200 | AREA MASTERCLASS | 200.00 | N |
| 145359 | 01-20-2023 | CAVALLO ENERGY | 081249 | 23010001899304 | 199-51-6259.00-999-399999 | UTILITIES | 1,555.62 | N |
| 145360 | 01-20-2023 | CDW GOVERNMENT, IN | 301312 | FP74420 | 199-53-6398.00-990-399990 | TECH EQUIPMENT | 1,074.00 | N |
| | | | 302852 | FW73105 | 199-53-6398.00-990-399990 | TECH EQUIPMENT/DISTRICT | 363.08 | N |
| | | | | | | Totals for Check 145360 | 1,437.08 | |
| 145361 | 01-20-2023 | KESHIA CHANEY | 301907 | TCASE PER | 199-21-6411.00-940-323940 | STAFF DEVELOPMENT | 144.00 | N |
| 145362 | 01-20-2023 | CHEERLEADING COMPA | 302902 | 0702518CW | 199-11-6398.03-001-311001 | DANCE SUPPLIES/EQUIP | 1.91 | N |
| | | | 302902 | 0702518CW | 199-36-6399.06-001-311001 | DANCE SUPPLIES/EQUIP | 1,137.39 | N |
| | | | | | | Totals for Check 145362 | 1,139.30 | |
| 145363 | 01-20-2023 | CHICK-FIL-A HUDSON O | 302913 | 3727873 | 199-41-6499.04-731-399731 | MEETING EXPENSE | 178.00 | N |
| 145364 | 01-20-2023 | CHISHOLM TRAIL HS SP | 303046 | VARSITY | 184-36-6412.02-001-391960 | ENTRY FEE | 225.00 | N |
| 145365 | 01-20-2023 | CITY OF FORT WORTH | 081250 | 1523101-534346 | 199-51-6259.02-999-399999 | UTILITIES | 2,970.16 | N |
| 145366 | 01-20-2023 | CLEBURNE HIGH SCHO | 303081 | JV TENNIS | 184-36-6412.02-001-391960 | ENTRY FEE | 200.00 | N |
| 145367 | 01-20-2023 | CLEBURNE ISD | 302929 | 1063 | 199-34-6411.00-930-399930 | CERTIFICATION FEE | 350.00 | N |

For the Month of January

| Check Nbr | Check Date | Payee | PO Nbr | Invoice Nbr | Fnd-Fnc-Obj.So-Org-Prog | Reason | Amount | EFT |
|--------------------------------|------------|----------------------|--------|--------------|---------------------------|-----------------------------|------------------|-----|
| 145368 | 01-20-2023 | COLLEGE BOARD | 302760 | EA00180471 | 199-31-6339.00-001-311001 | TESTING | 612.50 | N |
| 145369 | 01-20-2023 | CONSCIOUS DISCIPLINE | 301918 | 1593507 | 285-11-6399.00-940-323000 | SUPPLIES | 2,017.07 | N |
| 145370 | 01-20-2023 | COWTOWN BUS CHART | 081251 | 44495 | 184-36-6412.04-001-391960 | REPLACE CHECK #144986 | 4,083.27 | N |
| | | | 081251 | 44182 | 184-36-6412.04-001-391960 | REPLACE CHECK #144986 | 1,497.25 | N |
| | | | 081251 | 44517 | 184-36-6412.04-001-391960 | REPLACE CHECK #144986 | 4,512.09 | N |
| Totals for Check 145370 | | | | | | | 10,092.61 | |
| 145371 | 01-20-2023 | AMBER N CRISSEY | 302953 | RTI PER DIEM | 199-13-6411.01-970-311970 | STAFF DEVELOPMENT | 108.00 | N |
| 145372 | 01-20-2023 | CURRICULUM ASSOCIA | 302025 | 90720187 | 199-11-6399.00-105-311105 | SUPPLIES | 683.20 | N |
| 145373 | 01-20-2023 | DBP AUDIO, LLC | 302740 | 1399 | 199-36-6299.00-041-311200 | AMS WINTER CONCERT RECORD | 350.00 | N |
| 145374 | 01-20-2023 | DR PEPPER | 302917 | 3735114314 | 240-35-6341.00-001-399950 | FOOD SUPPLIES | 94.90 | N |
| | | | 302917 | 3735114312 | 240-35-6341.00-009-399950 | FOOD SUPPLIES | 75.92 | N |
| | | | 302917 | 3735114310 | 240-35-6341.00-042-399950 | FOOD SUPPLIES | 284.70 | N |
| Totals for Check 145374 | | | | | | | 455.52 | |
| 145375 | 01-20-2023 | LAURA DURAND | 303018 | REIMB | 199-41-6299.01-731-399731 | REIMB/EXPENSE | 49.26 | N |
| 145376 | 01-20-2023 | ECOLAB FOOD SAFETY | 302915 | 6274247852 | 240-35-6399.00-103-399950 | SUPPLIES | 125.79 | N |
| 145377 | 01-20-2023 | EDUCATIONAL SERVICE | 302896 | SO-87322 | 199-11-6249.01-990-311999 | INSTR TECHNOLOGY EQUIP REP | 1,026.00 | N |
| 145378 | 01-20-2023 | EDUCATIONAL SERVICE | 303057 | SO-87335 | 199-11-6249.01-990-311999 | INSTR TECHNOLOGY EQUIP REP | 684.00 | N |
| | | | 303057 | SO-87548 | 199-11-6249.01-990-311999 | INSTR TECHNOLOGY EQUIP REP | 1,938.00 | N |
| Totals for Check 145378 | | | | | | | 2,622.00 | |
| 145379 | 01-20-2023 | ELLIOTT ELECTRIC SUP | 303068 | 25-86464-01 | 199-51-6319.03-910-399910 | ELECTRICAL SUPPLIES/ANNETTA | 255.06 | N |
| 145380 | 01-20-2023 | EWELL EDUCATIONAL S | 303017 | 6044398 | 199-36-6499.01-001-322972 | FEES/DUES | 475.00 | N |
| | | | 303019 | 12-15663 | 199-36-6499.01-001-322972 | FEES/DUES | 40.00 | N |
| | | | 303019 | 12-15670 | 199-36-6499.01-001-322972 | FEES/DUES | 40.00 | N |
| Totals for Check 145380 | | | | | | | 555.00 | |
| 145381 | 01-20-2023 | FESTIVAL DI VOCE | 303282 | TREBLE | 199-36-6499.05-001-311001 | ENTRY FEE | 375.00 | N |
| 145382 | 01-20-2023 | FIRETROL PROTECTION | 303269 | 100829295 | 199-51-6249.02-910-399910 | FIRE SYS MAINT/SERVICE CALL | 500.00 | N |
| | | | 303270 | 100826852 | 199-51-6249.02-910-399910 | FIRE SYST MAINTENANCE/AHS | 395.00 | N |
| Totals for Check 145382 | | | | | | | 895.00 | |
| 145383 | 01-20-2023 | FIRST FINANCIAL BANK | 081289 | AHS SOCCER | 184-00-5752.04-000-300000 | START UP CASH | 600.00 | N |
| 145384 | 01-20-2023 | FIRST FINANCIAL BANK | 081290 | CONCESSION | 184-00-5752.10-000-300000 | START UP CASH | 150.00 | N |
| 145385 | 01-20-2023 | FIRST FINANCIAL BANK | 081291 | MMS BSKB | 184-00-5752.02-000-300000 | START UP CASH | 400.00 | N |
| 145386 | 01-20-2023 | FIRST FINANCIAL BANK | 081292 | MMS BSKB | 184-00-5752.02-000-300000 | START UP CASH | 400.00 | N |
| 145387 | 01-20-2023 | FIRST FINANCIAL BANK | 081293 | AMS BSKB | 184-00-5752.02-000-300000 | START UP CASH | 400.00 | N |
| 145388 | 01-20-2023 | FIRST FINANCIAL BANK | 081294 | AMS BSKB | 184-00-5752.02-000-300000 | START UP CASH | 400.00 | N |
| 145389 | 01-20-2023 | FIRST FINANCIAL BANK | 081295 | AHS SOCCER | 184-00-5752.04-000-300000 | START UP CASH | 600.00 | N |
| 145390 | 01-20-2023 | FIRST FINANCIAL BANK | 081296 | CONCESSION | 184-00-5752.10-000-300000 | START UP CASH | 150.00 | N |

For the Month of January

| Check Nbr | Check Date | Payee | PO Nbr | Invoice Nbr | Fnd-Fnc-Obj.So-Org-Prog | Reason | Amount | EFT |
|-----------|------------|-----------------------|--------|---------------|---------------------------|--------------------------------|-----------------|-----|
| 145391 | 01-20-2023 | FIRST FINANCIAL BANK | 081297 | CONCESSION | 184-00-5752.10-000-300000 | START UP CASH | 300.00 | N |
| 145392 | 01-20-2023 | FIRST FINANCIAL BANK | 081298 | AMS BSKB | 184-00-5752.02-000-300000 | START UP CASH | 400.00 | N |
| 145393 | 01-20-2023 | FIRST FINANCIAL BANK | 081299 | AMS BSKB | 184-00-5752.02-000-300000 | START UP CASH | 400.00 | N |
| 145394 | 01-20-2023 | FIRST FINANCIAL BANK | 081300 | MMS BSKB | 184-00-5752.02-000-300000 | START UP CASH | 400.00 | N |
| 145395 | 01-20-2023 | FIRST FINANCIAL BANK | 081301 | MMS BSKB | 184-00-5752.02-000-300000 | START UP CASH | 400.00 | N |
| 145396 | 01-20-2023 | FIRST FINANCIAL BANK | 081302 | AHS SOCCER | 184-00-5752.04-000-300000 | START UP CASH | 600.00 | N |
| 145397 | 01-20-2023 | FIRST FINANCIAL BANK | 081303 | CONCESSION | 184-00-5752.10-000-300000 | START UP CASH | 150.00 | N |
| 145398 | 01-20-2023 | FIRST FINANCIAL BANK | 081304 | AHS BSKB | 184-00-5752.02-000-300000 | START UP CASH | 400.00 | N |
| 145399 | 01-20-2023 | FIRST FINANCIAL BANK | 081305 | AHS BSKB | 184-00-5752.02-000-300000 | START UP CASH | 400.00 | N |
| 145400 | 01-20-2023 | FIRST FINANCIAL BANK | 081306 | AHS SOCCER | 184-00-5752.04-000-300000 | START UP CASH | 600.00 | N |
| 145401 | 01-20-2023 | FIRST FINANCIAL BANK | 081307 | CONCESSION | 184-00-5752.10-000-300000 | START UP CASH | 150.00 | N |
| 145402 | 01-20-2023 | FIRST FINANCIAL BANK | 303254 | PTS RIDE FARE | 199-11-6399.03-940-323940 | STUDENT TRAVEL | 186.00 | N |
| 145403 | 01-20-2023 | FOLLETT CONTENT SOL | 302335 | 582124F | 199-12-6329.01-009-311009 | LIBRARY BOOKS/DNGC | 372.64 | N |
| 145404 | 01-20-2023 | FOLLETT CONTENT SOL | 302600 | 589087F | 199-41-6399.00-702-399702 | BOARD APPRECIATION | 78.10 | N |
| | | | 302600 | 589092F | 199-41-6399.00-702-399702 | BOARD APPRECIATION | 56.53 | N |
| | | | 302600 | 589096F | 199-41-6399.00-702-399702 | BOARD APPRECIATION | 75.20 | N |
| | | | 302600 | 589117F | 199-41-6399.00-702-399702 | BOARD APPRECIATION | 77.98 | N |
| | | | 302600 | 589144F | 199-41-6399.00-702-399702 | BOARD APPRECIATION | 54.43 | N |
| | | | 302600 | 589146F | 199-41-6399.00-702-399702 | BOARD APPRECIATION | 59.10 | N |
| | | | 302600 | 589147F | 199-41-6399.00-702-399702 | BOARD APPRECIATION | 71.06 | N |
| | | | | | | Totals for Check 145404 | 472.40 | |
| 145405 | 01-20-2023 | FRONTLINE TECHNOLO | 081286 | INVUS173697 | 199-21-6399.02-970-311970 | RTI PROGRAM MANAGEMENT | 3,445.20 | N |
| 145406 | 01-20-2023 | GAME ONE | 300700 | 10022431 | 184-36-6399.01-001-391960 | SUPPLIES | 282.00 | N |
| | | | 301679 | 10022612 | 184-36-6399.01-001-391960 | SUPPLIES | 164.00 | N |
| | | | 300650 | 10016157 | 184-36-6399.03-042-391960 | SUPPLIES | 86.05 | N |
| | | | 300650 | 80000869 | 184-36-6399.03-042-391960 | SUPPLIES | 1,148.00 | N |
| | | | | | | Totals for Check 145406 | 1,680.05 | |
| 145407 | 01-20-2023 | KAREN RENEE GARICA | 303002 | CVS | 199-13-6499.01-970-311970 | REIMB/EXPENSE | 40.07 | N |
| 145408 | 01-20-2023 | GAS & SUPPLY NORTH | 081252 | 37455223 | 199-11-6249.01-001-322972 | CYLINDER LEASE | 201.29 | N |
| 145409 | 01-20-2023 | GRAINGER | 303032 | 9564655059 | 199-34-6319.00-930-399930 | SUPPLIES/BUS FLEET | 363.34 | N |
| 145410 | 01-20-2023 | GT DISTRIBUTORS, INC. | 302460 | INV0935627 | 199-52-6399.00-980-399980 | POLICE SUPPLIES | 263.92 | N |
| | | | 302460 | INV0931922 | 199-52-6399.00-980-399980 | POLICE SUPPLIES | 80.97 | N |
| | | | | | | Totals for Check 145410 | 344.89 | |
| 145411 | 01-20-2023 | HAGAR RESTAURANT S | 302570 | 15-076714-01 | 199-51-6319.00-950-399910 | EQUIPMENT REPAIRS | 119.61 | N |
| 145412 | 01-20-2023 | HAIGOOD & CAMPBELL, | 303181 | 255216 | 199-51-6299.00-910-399910 | EQUIPMENT WINTER PREP | 934.20 | N |
| 145413 | 01-20-2023 | STACI HAMMER | 302999 | RTI PER DIEM | 199-13-6411.01-970-311970 | STAFF DEVELOPMENT | 108.00 | N |

For the Month of January

| Check Nbr | Check Date | Payee | PO Nbr | Invoice Nbr | Fnd-Fnc-Obj.So-Org-Prog | Reason | Amount | EFT |
|-----------|------------|----------------------|--------|----------------|---------------------------|-------------------|---------|-----|
| 145414 | 01-20-2023 | HARTNESS PRINT CENT | 303169 | 23928 | 199-11-6399.01-106-311106 | SUPPLIES | 56.75 | N |
| 145415 | 01-20-2023 | HENRY SCHEIN, INC. | 081313 | 32509788 | 199-00-2110.00-000-300000 | PO 207362 | 685.37 | N |
| 145416 | 01-20-2023 | HILAND DAIRY FOODS C | 302366 | 53120222684141 | 240-35-6341.00-001-399950 | FOOD | 166.35 | N |
| | | | 302680 | 53120622684147 | 240-35-6341.00-001-399950 | FOOD SUPPLIES | 300.11 | N |
| | | | 302680 | 53120922684154 | 240-35-6341.00-001-399950 | FOOD SUPPLIES | 161.62 | N |
| | | | 302841 | 53121322684161 | 240-35-6341.00-001-399950 | FOOD SUPPLIES | 207.88 | N |
| | | | 302916 | 53010323684199 | 240-35-6341.00-001-399950 | FOOD SUPPLIES | 281.58 | N |
| | | | 302916 | 53010623684207 | 240-35-6341.00-001-399950 | FOOD SUPPLIES | 213.47 | N |
| | | | | 53010323684199 | 240-35-6341.00-001-399950 | PO 302916 RETURNS | -206.89 | N |
| | | | 302366 | 53120222684141 | 240-35-6341.00-009-399950 | FOOD | 46.52 | N |
| | | | 302680 | 53120622684147 | 240-35-6341.00-009-399950 | FOOD SUPPLIES | 109.39 | N |
| | | | 302680 | 53120922684154 | 240-35-6341.00-009-399950 | FOOD SUPPLIES | 51.95 | N |
| | | | 302841 | 53121322684161 | 240-35-6341.00-009-399950 | FOOD SUPPLIES | 138.58 | N |
| | | | 302916 | 53010323684198 | 240-35-6341.00-009-399950 | FOOD SUPPLIES | 131.04 | N |
| | | | 302916 | 53010623684207 | 240-35-6341.00-009-399950 | FOOD SUPPLIES | 69.38 | N |
| | | | | 53010323684198 | 240-35-6341.00-009-399950 | PO 302916 RETURNS | -108.34 | N |
| | | | 302366 | 53120222684141 | 240-35-6341.00-041-399950 | FOOD | 93.03 | N |
| | | | 302680 | 53120622684147 | 240-35-6341.00-041-399950 | FOOD SUPPLIES | 190.53 | N |
| | | | 302680 | 53120922684154 | 240-35-6341.00-041-399950 | FOOD SUPPLIES | 46.52 | N |
| | | | 302841 | 53121322684161 | 240-35-6341.00-041-399950 | FOOD SUPPLIES | 104.07 | N |
| | | | 302916 | 53010323684199 | 240-35-6341.00-041-399950 | FOOD SUPPLIES | 179.41 | N |
| | | | 302916 | 53010623684207 | 240-35-6341.00-041-399950 | FOOD SUPPLIES | 173.09 | N |
| | | | | 53010323684199 | 240-35-6341.00-041-399950 | PO 302916 RETURNS | -78.24 | N |
| | | | 302366 | 53120222684140 | 240-35-6341.00-042-399950 | FOOD | 93.03 | N |
| | | | 302680 | 53120622684147 | 240-35-6341.00-042-399950 | FOOD SUPPLIES | 190.53 | N |
| | | | 302680 | 53120922684153 | 240-35-6341.00-042-399950 | FOOD SUPPLIES | 96.53 | N |
| | | | 302841 | 53121622684168 | 240-35-6341.00-042-399950 | FOOD SUPPLIES | 15.51 | N |
| | | | 302841 | 53121322684160 | 240-35-6341.00-042-399950 | FOOD SUPPLIES | 121.33 | N |
| | | | 302916 | 53010323684198 | 240-35-6341.00-042-399950 | FOOD SUPPLIES | 127.54 | N |
| | | | 302916 | 53010623684207 | 240-35-6341.00-042-399950 | FOOD SUPPLIES | 138.58 | N |
| | | | 302366 | 53120222684141 | 240-35-6341.00-101-399950 | FOOD | 372.12 | N |
| | | | 302680 | 53120622684148 | 240-35-6341.00-101-399950 | FOOD SUPPLIES | 372.12 | N |
| | | | 302680 | 53120922684154 | 240-35-6341.00-101-399950 | FOOD SUPPLIES | 139.55 | N |
| | | | 302841 | 53121322684161 | 240-35-6341.00-101-399950 | FOOD SUPPLIES | 263.59 | N |
| | | | 302916 | 53010323684199 | 240-35-6341.00-101-399950 | FOOD SUPPLIES | 379.32 | N |
| | | | 302916 | 53010623684208 | 240-35-6341.00-101-399950 | FOOD SUPPLIES | 232.58 | N |
| | | | | 53010323684199 | 240-35-6341.00-101-399950 | PO 302916 RETURNS | -74.12 | N |
| | | | 302366 | 53120222684141 | 240-35-6341.00-102-399950 | FOOD | 217.08 | N |
| | | | 302680 | 53120622684147 | 240-35-6341.00-102-399950 | FOOD SUPPLIES | 217.08 | N |
| | | | 302680 | 53120922684154 | 240-35-6341.00-102-399950 | FOOD SUPPLIES | 139.55 | N |
| | | | 302841 | 53121322684161 | 240-35-6341.00-102-399950 | FOOD SUPPLIES | 232.58 | N |
| | | | 302916 | 53010323684198 | 240-35-6341.00-102-399950 | FOOD SUPPLIES | 258.88 | N |
| | | | 302916 | 53010623684207 | 240-35-6341.00-102-399950 | FOOD SUPPLIES | 170.56 | N |
| | | | | 53010323684198 | 240-35-6341.00-102-399950 | PO 302916 RETURNS | -84.43 | N |

For the Month of January

| Check Nbr | Check Date | Payee | PO Nbr | Invoice Nbr | Fnd-Fnc-Obj.So-Org-Prog | Reason | Amount | EFT |
|-----------|------------|----------------|--------|----------------|---------------------------|--------------------------------|------------------|-----|
| | | | 302366 | 53120222684141 | 240-35-6341.00-103-399950 | FOOD | 155.05 | N |
| | | | 302680 | 53120622684148 | 240-35-6341.00-103-399950 | FOOD SUPPLIES | 158.65 | N |
| | | | 302680 | 53120922684154 | 240-35-6341.00-103-399950 | FOOD SUPPLIES | 189.66 | N |
| | | | 302841 | 53121322684161 | 240-35-6341.00-103-399950 | FOOD SUPPLIES | 93.04 | N |
| | | | 302916 | 53010323684199 | 240-35-6341.00-103-399950 | FOOD SUPPLIES | 258.88 | N |
| | | | 302916 | 53010623684208 | 240-35-6341.00-103-399950 | FOOD SUPPLIES | 170.56 | N |
| | | | | 53120622684148 | 240-35-6341.00-103-399950 | PO 302680 RETURNS | -7.44 | N |
| | | | | 53010323684199 | 240-35-6341.00-103-399950 | PO 302916 RETURNS | -103.57 | N |
| | | | 302366 | 53120222684141 | 240-35-6341.00-104-399950 | FOOD | 263.59 | N |
| | | | 302680 | 53120622684147 | 240-35-6341.00-104-399950 | FOOD SUPPLIES | 222.57 | N |
| | | | 302680 | 53120922684154 | 240-35-6341.00-104-399950 | FOOD SUPPLIES | 217.08 | N |
| | | | 302841 | 53121322684161 | 240-35-6341.00-104-399950 | FOOD SUPPLIES | 93.03 | N |
| | | | 302916 | 53010323684198 | 240-35-6341.00-104-399950 | FOOD SUPPLIES | 230.73 | N |
| | | | 302916 | 53010623684207 | 240-35-6341.00-104-399950 | FOOD SUPPLIES | 201.57 | N |
| | | | | 53010323684198 | 240-35-6341.00-104-399950 | PO 302916 RETURNS | -74.69 | N |
| | | | 302366 | 53120222684141 | 240-35-6341.00-105-399950 | FOOD | 93.03 | N |
| | | | 302680 | 53120622684147 | 240-35-6341.00-105-399950 | FOOD SUPPLIES | 217.07 | N |
| | | | 302680 | 53120922684154 | 240-35-6341.00-105-399950 | FOOD SUPPLIES | 139.55 | N |
| | | | 302841 | 53121322684160 | 240-35-6341.00-105-399950 | FOOD SUPPLIES | 217.07 | N |
| | | | 302916 | 53010323684198 | 240-35-6341.00-105-399950 | FOOD SUPPLIES | 302.40 | N |
| | | | 302916 | 53010623684207 | 240-35-6341.00-105-399950 | FOOD SUPPLIES | 124.04 | N |
| | | | | 53010323684198 | 240-35-6341.00-105-399950 | PO 302916 RETURNS | -79.08 | N |
| | | | 302366 | 53120222684141 | 240-35-6341.00-106-399950 | FOOD | 372.12 | N |
| | | | 302680 | 53120622684148 | 240-35-6341.00-106-399950 | FOOD SUPPLIES | 251.93 | N |
| | | | 302680 | 53120922684154 | 240-35-6341.00-106-399950 | FOOD SUPPLIES | 223.65 | N |
| | | | 302841 | 53121322684161 | 240-35-6341.00-106-399950 | FOOD SUPPLIES | 232.58 | N |
| | | | 302916 | 53010323684200 | 240-35-6341.00-106-399950 | FOOD SUPPLIES | 379.32 | N |
| | | | 302916 | 53010623684208 | 240-35-6341.00-106-399950 | FOOD SUPPLIES | 294.60 | N |
| | | | | 53010323684200 | 240-35-6341.00-106-399950 | PO 302916 RETURNS | -61.54 | N |
| | | | 302366 | 53120222684141 | 240-35-6341.00-107-399950 | FOOD | 122.94 | N |
| | | | 302680 | 53120922684154 | 240-35-6341.00-107-399950 | FOOD SUPPLIES | 76.42 | N |
| | | | 302680 | 53120622684148 | 240-35-6341.00-107-399950 | FOOD SUPPLIES | 168.35 | N |
| | | | 302841 | 53121322684161 | 240-35-6341.00-107-399950 | FOOD SUPPLIES | 28.80 | N |
| | | | 302841 | 53121322684161 | 240-35-6341.00-107-399950 | FOOD SUPPLIES | 93.03 | N |
| | | | 302916 | 53010323684199 | 240-35-6341.00-107-399950 | FOOD SUPPLIES | 210.16 | N |
| | | | 302916 | 53010623684208 | 240-35-6341.00-107-399950 | FOOD SUPPLIES | 156.44 | N |
| | | | | 53010323684199 | 240-35-6341.00-107-399950 | PO 302916 RETURNS | -29.78 | N |
| | | | | | | Totals for Check 145416 | 11,492.37 | |
| 145417 | 01-20-2023 | HOME DEPOT PRO | 302820 | 722529500 | 199-51-6319.00-910-399910 | EMERGENCY MATERIAL/REPAIR | 73.30 | N |
| | | | 302820 | 722530458 | 199-51-6319.00-910-399910 | EMERGENCY MATERIAL/REPAIR | 67.71 | N |
| | | | 302820 | 724242185 | 199-51-6319.00-910-399910 | EMERGENCY MATERIAL/REPAIR | 101.82 | N |
| | | | 302820 | 724750211 | 199-51-6319.00-910-399910 | EMERGENCY MATERIAL/REPAIR | 435.08 | N |
| | | | 302820 | 724979174 | 199-51-6319.00-910-399910 | EMERGENCY MATERIAL/REPAIR | 78.36 | N |
| | | | 302820 | 724998323 | 199-51-6319.00-910-399910 | EMERGENCY MATERIAL/REPAIR | 610.56 | N |
| | | | | 722530144 | 199-51-6319.00-910-399910 | PO 302820 RETURN | -73.30 | N |
| | | | | | | Totals for Check 145417 | 1,293.53 | |

For the Month of January

| Check Nbr | Check Date | Payee | PO Nbr | Invoice Nbr | Fnd-Fnc-Obj.So-Org-Prog | Reason | Amount | EFT |
|--------------------------------|------------|-----------------------|--------|---------------|---------------------------|----------------------------|-----------------|-----|
| 145418 | 01-20-2023 | KIMBERLY J. HYDE | 081253 | DECEMBER | 199-11-6299.04-940-323940 | SPED DHH SERVICES | 900.00 | N |
| | | | 081253 | DECEMBER | 199-11-6299.04-940-324940 | 504 DHH SERVICES | 131.25 | N |
| Totals for Check 145418 | | | | | | | 1,031.25 | |
| 145419 | 01-20-2023 | IREF BIG BALLS UP | 081254 | 2071 | 184-36-6299.00-041-391960 | PROVIDING OFFICIALS/TRAVEL | 1,320.00 | N |
| | | | 081254 | 2071 | 184-36-6299.00-042-391960 | PROVIDING OFFICIALS/TRAVEL | 1,320.00 | N |
| Totals for Check 145419 | | | | | | | 2,640.00 | |
| 145420 | 01-20-2023 | TIMOTHY J. ISHII | 081255 | AHS BAND | 199-36-6299.00-001-311200 | SAXOPHONE MASTERCLASS | 200.00 | N |
| 145421 | 01-20-2023 | JD PALATINE, LLC | 081256 | 86187 | 199-41-6299.01-731-399731 | BACKGROUND CHECKS | 177.45 | N |
| 145422 | 01-20-2023 | JOSH JENKINS | 302863 | TASA PER DIEM | 199-23-6411.00-042-311042 | STAFF DEVELOPMENT | 144.00 | N |
| 145423 | 01-20-2023 | MICHELLE JOHNSON | 303086 | RTI PER DIEM | 199-13-6411.01-970-311970 | STAFF DEVELOPMENT | 108.00 | N |
| 145424 | 01-20-2023 | CHERYL RICHARDSON J | 302262 | TAAE PER DIEM | 199-23-6411.00-001-326002 | STAFF DEVELOPMENT | 72.00 | N |
| 145425 | 01-20-2023 | MELINDA KEATING | 302943 | TMEA PER DIEM | 199-13-6411.00-101-399101 | STAFF DEVELOPMENT | 108.00 | N |
| 145426 | 01-20-2023 | KEITH G. MATHIS VIDEO | 081257 | 010923 | 199-36-6299.00-001-311200 | MEDIA SUPPORT JANUARY 2023 | 500.00 | N |
| 145427 | 01-20-2023 | MARK KNAPPENBERGE | 081287 | FRESHMAN/JV | 184-36-6299.00-001-391960 | BASKETBALL OFFICIAL 1/6/23 | 80.00 | N |
| 145428 | 01-20-2023 | LEARN BY DOING, INC. | 303103 | 42672 | 199-11-6398.02-001-338001 | SUPPLIES | 1,304.19 | N |
| | | | 303103 | 42672 | 199-11-6399.00-001-311001 | SUPPLIES | 301.81 | N |
| Totals for Check 145428 | | | | | | | 1,606.00 | |
| 145429 | 01-20-2023 | LEGACY HIGH SCHOOL | 303082 | JV TENNIS | 184-36-6412.02-001-391960 | ENTRY FEE | 150.00 | N |
| 145430 | 01-20-2023 | LENNOX INDUSTRIES IN | 302567 | 0565931598 | 199-51-6319.05-910-399910 | HVAC SUPPLIES/AHS | 770.70 | N |
| 145431 | 01-20-2023 | SKYE LINDGRON | 303083 | RTI PER DIEM | 199-13-6411.01-970-311970 | STAFF DEVELOPMENT | 108.00 | N |
| 145432 | 01-20-2023 | NICHOLAS LOSOS | 081258 | AHS BAND | 199-36-6299.00-001-311200 | ALL STATE MASTERCLASS | 200.00 | N |
| 145433 | 01-20-2023 | MARGARET LOZANO | 302998 | RTI PER DIEM | 199-13-6411.01-970-311970 | STAFF DEVELOPMENT | 108.00 | N |
| 145434 | 01-20-2023 | M-PAK, INC | 303033 | 115318 | 199-52-6398.01-980-399980 | POLICE EQUIPMENT | 267.60 | N |
| 145435 | 01-20-2023 | KALYN MALONEY | 303351 | TCEA PER DIEM | 199-13-6411.01-001-322972 | STAFF DEVELOPMENT | 72.00 | N |
| 145436 | 01-20-2023 | MANEUVERING THE MID | 303105 | 3459 | 199-11-6399.00-001-311001 | SUPPLIES | 219.00 | N |
| 145437 | 01-20-2023 | MASTERCARD - JP MOR | 081310 | SEATGEEK | 184-36-6399.12-001-391960 | PLAYOFF TICKETS | 205.11 | N |
| | | | 081310 | SEATGEEK | 184-36-6399.12-001-391960 | PLAYOFF TICKETS | 45.58 | N |
| | | | 081310 | SEATGEEK | 184-36-6399.12-001-391960 | PLAYOFF TICKETS | 91.16 | N |
| | | | 081310 | SEATGEEK | 184-36-6399.12-001-391960 | PLAYOFF TICKETS | 205.11 | N |
| | | | 081310 | SEATGEEK | 184-36-6399.12-001-391960 | PLAYOFF TICKETS | 205.11 | N |
| | | | 081310 | SEATGEEK | 184-36-6399.12-001-391960 | PLAYOFF TICKETS | 34.18 | N |
| | | | 302298 | LOWES | 184-36-6399.26-001-391960 | EQUIPMENT/MMS | 349.50 | N |
| | | | 302727 | BROOKSHIRES | 184-36-6412.00-001-391960 | STUDENT MEALS | 12.98 | N |
| | | | 302727 | CHICK-FIL-A | 184-36-6412.00-001-391960 | STUDENT MEALS | 460.35 | N |
| | | | 081308 | PENSKE | 184-36-6412.08-001-391960 | EQUIPMENT TRUCK RENTAL | 468.90 | N |
| | | | 301929 | FLOCABULARY | 199-11-6398.02-001-338001 | SUBSCRIPTION | 138.00 | N |
| | | | 302813 | SKIDMORE | 199-11-6399.00-001-311200 | SUPPLIES/AHS BAND | 40.00 | N |
| | | | 302813 | LABOZZETTA | 199-11-6399.00-001-311200 | SUPPLIES/AHS BAND | 30.00 | N |
| | | | 302362 | HEB | 199-11-6399.00-107-311107 | INSTRUCTIONAL SUPPLIES/ECA | 39.08 | N |

For the Month of January

| Check Nbr | Check Date | Payee | PO Nbr | Invoice Nbr | Fnd-Fnc-Obj.So-Org-Prog | Reason | Amount | EFT |
|-----------|------------|-------|--------|---------------|---------------------------|---------------------------|----------|-----|
| | | | 302467 | HEB | 199-11-6399.00-107-311107 | SUPPLIES | 44.46 | N |
| | | | 302099 | ZIPGRADE | 199-11-6399.05-001-311001 | SUBSCRIPTION | 6.99 | N |
| | | | 302122 | GIMKIT | 199-11-6399.05-001-311001 | GIMKIT SUBSCRIPTION | 59.88 | N |
| | | | 081315 | GIMKIT | 199-11-6399.05-001-311001 | GIMKIT | 59.88 | N |
| | | | 302551 | SONIC | 199-11-6497.00-042-311042 | AWARDS | 405.00 | N |
| | | | 301710 | NESINC | 199-11-6499.00-107-325107 | CERTIFICATION FEE | 118.87 | N |
| | | | 301719 | NESINC | 199-11-6499.00-107-325107 | CERTIFICATION FEE | 118.87 | N |
| | | | 301714 | NESINC | 199-11-6499.00-107-325107 | CERTIFICATION FEE | 118.87 | N |
| | | | 301718 | NESINC | 199-11-6499.00-107-325107 | CERTIFICATION FEE | 118.87 | N |
| | | | 301709 | NESINC | 199-11-6499.00-107-325107 | CERTIFICATION FEE | 118.87 | N |
| | | | 301702 | NESINC | 199-11-6499.00-107-325107 | CERTIFICATION FEE | 118.87 | N |
| | | | 302608 | BISTRO 1031 | 199-13-6399.00-940-323940 | MEETING EXPENSE | 139.50 | N |
| | | | 081309 | BITLY | 199-13-6399.00-940-323940 | QR CODE GENERATOR | 173.93 | N |
| | | | 081309 | BITLY | 199-13-6399.00-940-323940 | QR CODE GENERATOR | 1.74 | N |
| | | | | HYATT | 199-13-6411.00-001-399001 | PO 301671 OCCUPANCY TAX | -53.58 | N |
| | | | 301202 | BUC-EES | 199-13-6411.00-041-399041 | STAFF DEVELOPMENT | 32.34 | N |
| | | | | GRAND HYATT | 199-13-6411.00-101-399101 | PO 300802 OCCUPANCY TAX | -57.84 | N |
| | | | | GRAND HYATT | 199-13-6411.00-101-399101 | PO 300802 OCCUPANCY TAX | -57.84 | N |
| | | | | GRAND HYATT | 199-13-6411.00-106-311106 | PO 300711 OCCUPANCY TAX | -47.19 | N |
| | | | | GRAND HYATT | 199-13-6411.00-106-311106 | PO 300711 OCCUPANCY TAX | -47.19 | N |
| | | | 081237 | MARRIOTT | 199-13-6411.00-999-321732 | PO 301104 | 441.78 | N |
| | | | 081238 | MARRIOTT SA | 199-13-6411.03-107-325107 | PO 204490 TAX DISPUTE | 7.54 | N |
| | | | 302825 | AERBVI | 199-13-6499.00-940-323940 | FEES/DUES | 175.00 | N |
| | | | 302573 | RAILHEAD BBQ | 199-13-6499.01-970-311970 | MEETING EXPENSE | 569.00 | N |
| | | | 302493 | CRUMBL | 199-13-6499.01-970-311970 | MEETING EXPENSE | 8.36 | N |
| | | | 302493 | CRUMBL | 199-13-6499.01-970-311970 | MEETING EXPENSE | 91.76 | N |
| | | | 302231 | STARBUCKS | 199-13-6499.01-970-311970 | MEETING EXPENSE | 240.00 | N |
| | | | 302571 | ON THE | 199-13-6499.02-970-399970 | MEETING EXPENSE | 1,389.52 | N |
| | | | 302758 | SUPER | 199-21-6495.00-940-323940 | SUPPLIES | 24.95 | N |
| | | | 301451 | NESINC | 199-31-6339.00-107-325107 | CERTIFICATION FEE | 118.87 | N |
| | | | 302486 | BROOKSHIRES | 199-31-6399.00-001-311001 | SUPPLIES | 96.41 | N |
| | | | 302348 | KALAHARI DEP | 199-31-6411.00-009-311009 | STAFF DEVELOPMENT/COUNSEL | 169.00 | N |
| | | | 302372 | TACO CABANA | 199-31-6499.02-920-399920 | MEETING EXPENSE | 86.23 | N |
| | | | 302480 | PARKER CO | 199-34-6249.02-930-399930 | DISTRICT VEHICLE TAGS | 24.92 | N |
| | | | 302660 | HOME DEPOT | 199-34-6319.00-930-399930 | SUPPLIES/BUS FLEET | 421.95 | N |
| | | | 302694 | CHICK-FIL-A | 199-36-6411.02-001-311001 | UIL ADMIN TRAVEL | 8.09 | N |
| | | | 302675 | PENSKE TOLL | 199-36-6412.01-001-311200 | BAND TRAVEL | 60.20 | N |
| | | | 302675 | PENSKE | 199-36-6412.01-001-311200 | BAND TRAVEL | 915.50 | N |
| | | | 302679 | IDENTOGO | 199-41-6299.01-731-399731 | FINGERPRINTS/SBEC | 49.25 | N |
| | | | 302679 | IDENTOGO | 199-41-6299.01-731-399731 | FINGERPRINTS/SBEC | 49.25 | N |
| | | | 302679 | IDENTOGO | 199-41-6299.01-731-399731 | FINGERPRINTS/SBEC | 49.25 | N |
| | | | 302679 | IDENTOGO | 199-41-6299.01-731-399731 | FINGERPRINTS/SBEC | 49.25 | N |
| | | | 302679 | TEA | 199-41-6299.01-731-399731 | FINGERPRINTS/SBEC | 17.00 | N |
| | | | 302906 | STARBUCKS | 199-41-6499.04-731-399731 | MEETING EXPENSE | 20.00 | N |
| | | | 302785 | PARKER CO ICE | 240-35-6341.00-950-399950 | CATERING EXPENSE | 228.00 | N |

Totals for Check 145437

9,009.44

For the Month of January

| Check Nbr | Check Date | Payee | PO Nbr | Invoice Nbr | Fnd-Fnc-Obj.So-Org-Prog | Reason | Amount | EFT |
|--------------------------------|------------|----------------------|--------|----------------|---------------------------|------------------------------|-----------------|-----|
| 145438 | 01-20-2023 | MASTERCARD - JP MOR | 301832 | AMER AIRLINES | 199-36-6412.00-001-311001 | STUDENT TRAVEL | 387.23 | N |
| 145439 | 01-20-2023 | MASTERS DISTRIBUTIO | 302919 | 828871 | 240-35-6341.00-001-399950 | FOOD SUPPLIES | 351.84 | N |
| | | | 302684 | 828094 | 240-35-6341.00-009-399950 | FOOD SUPPLIES | 286.08 | N |
| | | | 302919 | 828869 | 240-35-6341.00-009-399950 | FOOD SUPPLIES | 557.34 | N |
| | | | 302919 | 828870 | 240-35-6341.00-041-399950 | FOOD SUPPLIES | 239.95 | N |
| | | | 302684 | 828095 | 240-35-6341.00-042-399950 | FOOD SUPPLIES | 100.08 | N |
| | | | 302919 | 828868 | 240-35-6341.00-042-399950 | FOOD SUPPLIES | 570.08 | N |
| Totals for Check 145439 | | | | | | | 2,105.37 | |
| 145440 | 01-20-2023 | JOE MCCOY | 303001 | RTI PER DIEM | 199-13-6411.01-970-311970 | STAFF DEVELOPMENT | 108.00 | N |
| 145441 | 01-20-2023 | LYNN MCKINNEY | 302947 | TASA PER DIEM | 199-41-6411.00-732-399732 | STAFF DEVELOPMENT | 108.00 | N |
| 145442 | 01-20-2023 | MECHANICAL PARTNER | 303251 | SD10533 | 199-51-6299.00-910-399910 | PROF SERVICES/MAINT-DNG | 833.00 | N |
| 145443 | 01-20-2023 | MELODY'S SOUTHWEST | 081259 | 208001 | 184-36-6299.02-001-391921 | STUD 5 PANEL DRUG SCREEN 10 | 2,244.00 | N |
| | | | 081259 | 208001 | 184-36-6299.02-001-391921 | STUD 5 PANEL DRUG SCREEN 9 | 1,254.00 | N |
| Totals for Check 145443 | | | | | | | 3,498.00 | |
| 145444 | 01-20-2023 | MISSION RESTAURANT | 301231 | INV197849 | 240-35-6638.00-950-399950 | CAFE EQUIP | 4,755.00 | N |
| 145445 | 01-20-2023 | MOBILE | 301789 | 731000818-1 | 199-11-6398.99-940-323940 | EQUIPMENT | 1,642.80 | N |
| | | | 302599 | 731000859-1 | 199-51-6319.00-910-399910 | DISTRICT RADIOS/MAINT DEPT | 1,596.80 | N |
| Totals for Check 145445 | | | | | | | 3,239.60 | |
| 145446 | 01-20-2023 | MOORE SUPPLY COMPA | 303084 | S166957393.001 | 199-51-6319.00-950-399910 | REPLACE WATER HEATER/ECA K | 167.65 | N |
| | | | 303084 | S166957393.001 | 199-51-6319.02-910-399910 | REPLACE WATER HEATER/ECA K | 75.00 | N |
| Totals for Check 145446 | | | | | | | 242.65 | |
| 145447 | 01-20-2023 | MARIO MORALES | 081260 | AHS BAND | 199-36-6299.00-001-311200 | EUPHONIUM MASTERCLASS | 200.00 | N |
| 145448 | 01-20-2023 | MORITZ OF FORT WORT | 301893 | 665059 | 199-51-6319.00-910-399930 | SUPPLIES | 752.88 | N |
| | | | 303263 | 665057 | 199-51-6319.00-910-399930 | VEHICLE SUPPLIES/WHITE FLEET | 268.51 | N |
| Totals for Check 145448 | | | | | | | 1,021.39 | |
| 145449 | 01-20-2023 | SHELBY MORRISON | 081261 | DECEMBER | 240-35-6499.01-950-399950 | CHILD NUTRITION MILEAGE | 75.66 | N |
| 145450 | 01-20-2023 | MSB CONSULTING GRO | 081262 | 183983 | 199-00-5931.00-000-300000 | TX SHARS MEDICAID ADMIN | 14.24 | N |
| | | | 081262 | 188742 | 199-00-5931.00-000-300000 | TX SHARS MEDICAID ADMIN | 6.18 | N |
| Totals for Check 145450 | | | | | | | 20.42 | |
| 145451 | 01-20-2023 | MUSIC FOR ALL, INC | 303419 | 283447357 | 199-36-6499.00-001-311200 | ENTRY FEES/AHS BAND | 2,100.00 | N |
| 145452 | 01-20-2023 | MARY AMANDA MUSSEL | 301534 | TASA PER DIEM | 199-23-6411.00-041-311041 | STAFF DEVELOPMENT | 108.00 | N |
| 145453 | 01-20-2023 | NASCO | 302026 | 385861 | 199-11-6399.09-001-322972 | SUPPLIES/HEALTH SCIENCE | 61.97 | N |
| 145454 | 01-20-2023 | NATIONAL COUNCIL FO | 303023 | 01122132 | 199-21-6495.00-970-311970 | FEES/DUES | 119.00 | N |
| 145455 | 01-20-2023 | NATIONAL | 302987 | INV0822757 | 199-11-6299.02-001-322972 | CERTIFICATION FEE | 11,520.00 | N |
| 145456 | 01-20-2023 | NETSYNC NETWORK SO | 081314 | 2025111435 | 199-00-2110.00-000-300000 | PO 206332 | 8,056.96 | N |
| 145457 | 01-20-2023 | NEXTLINK | 081263 | B125122833-48 | 199-53-6499.01-990-399999 | VOIP LINE | 183.74 | N |
| 145458 | 01-20-2023 | O'REILLY AUTO ENTERP | 303035 | 4401-477269 | 199-34-6319.00-930-399930 | SUPPLIES/BUS FLEET | 373.38 | N |
| | | | 303088 | 4401-481206 | 199-52-6398.01-980-399980 | POLICE EQUIPMENT | 121.57 | N |
| Totals for Check 145458 | | | | | | | 494.95 | |

For the Month of January

| Check Nbr | Check Date | Payee | PO Nbr | Invoice Nbr | Fnd-Fnc-Obj.So-Org-Prog | Reason | Amount | EFT |
|--------------------------------|------------|-----------------------|--------|---------------|---------------------------|-----------------------------|-------------------|-----|
| 145459 | 01-20-2023 | OTICON, INC. | 302586 | INV9452291 | 199-11-6398.02-940-323940 | EQUIPMENT | 599.99 | N |
| 145460 | 01-20-2023 | CHRISTIAN D PAARUP | 081264 | 1259 | 199-36-6299.00-001-311200 | INSTRUCTION HOURS | 360.00 | N |
| 145461 | 01-20-2023 | PARKER COUNTY APPR | 081265 | 2023 SERVICES | 199-41-6213.00-703-399750 | FIRST QTR PAYMENT | 34,263.75 | N |
| | | | 081265 | 2023 SERVICES | 199-99-6213.00-703-399999 | FIRST QTR PAYMENT | 222,769.75 | N |
| Totals for Check 145461 | | | | | | | 257,033.50 | |
| 145462 | 01-20-2023 | PATTILLO, BROWN & HIL | 081285 | 462352 | 199-41-6212.00-750-399750 | ANNUAL AUDIT SERVICES | 18,940.00 | N |
| 145463 | 01-20-2023 | PBS OF TEXAS | 081266 | 7450101631 | 199-51-6249.00-999-399999 | JANUARY JANITORIAL SERVICES | 201,725.00 | N |
| 145464 | 01-20-2023 | PENDER'S MUSIC COMP | 302552 | 643677 | 199-36-6399.00-041-311200 | SUPPLIES/AMS BAND | 273.00 | N |
| | | | 302552 | 644672 | 199-36-6399.00-041-311200 | SUPPLIES/AMS BAND | 22.50 | N |
| | | | 302552 | 646769 | 199-36-6399.00-041-311200 | SUPPLIES/AMS BAND | 101.00 | N |
| Totals for Check 145464 | | | | | | | 396.50 | |
| 145465 | 01-20-2023 | PETROLEUM TRADERS | 302882 | 1838031 | 199-34-6311.00-930-399930 | VEHICLE FUEL/DISTRICT | 9,203.37 | N |
| | | | 302882 | 1838038 | 199-34-6311.00-930-399930 | VEHICLE FUEL/DISTRICT | 7,657.37 | N |
| Totals for Check 145465 | | | | | | | 16,860.74 | |
| 145466 | 01-20-2023 | KATHLEEN ELISE PORR | 303166 | TMEA PER DIEM | 199-13-6411.00-104-311104 | STAFF DEVELOPMENT | 108.00 | N |
| 145467 | 01-20-2023 | PORTIONPAC CHEMICA | 303141 | IN241676 | 240-35-6399.00-001-399950 | SUPPLIES | 132.00 | N |
| | | | 303141 | IN241676 | 240-35-6399.00-009-399950 | SUPPLIES | 132.00 | N |
| | | | 303141 | IN241676 | 240-35-6399.00-041-399950 | SUPPLIES | 132.00 | N |
| | | | 303141 | IN241676 | 240-35-6399.00-042-399950 | SUPPLIES | 132.00 | N |
| | | | 303141 | IN241676 | 240-35-6399.00-101-399950 | SUPPLIES | 132.00 | N |
| | | | 303141 | IN241676 | 240-35-6399.00-102-399950 | SUPPLIES | 132.00 | N |
| | | | 303141 | IN241676 | 240-35-6399.00-104-399950 | SUPPLIES | 132.00 | N |
| | | | 303141 | IN241676 | 240-35-6399.00-105-399950 | SUPPLIES | 132.00 | N |
| | | | 303141 | IN241676 | 240-35-6399.00-106-399950 | SUPPLIES | 132.00 | N |
| | | | 303141 | IN241676 | 240-35-6399.00-107-399950 | SUPPLIES | 132.00 | N |
| Totals for Check 145467 | | | | | | | 1,320.00 | |
| 145468 | 01-20-2023 | PRECISION BUSINESS M | 302871 | 111656 | 199-11-6399.00-042-311042 | SUPPLIES | 1,329.20 | N |
| | | | 302445 | 111553 | 199-11-6399.00-105-311105 | SUPPLIES | 1,089.45 | N |
| | | | 302577 | 111616 | 199-21-6399.00-970-311970 | SUPPLIES | 1,165.75 | N |
| Totals for Check 145468 | | | | | | | 3,584.40 | |
| 145469 | 01-20-2023 | PRINCIPAL TECHNOLOG | 081323 | 420407-02 | 199-00-2110.00-000-300000 | PO 206969 | 27,299.20 | N |
| 145470 | 01-20-2023 | PROJECT | 081267 | FOOTBALL 2022 | 184-00-5749.01-000-300000 | PARKING LOT ATTENDANTS VAR | 2,000.00 | N |
| 145471 | 01-20-2023 | QUILL CORPORATION | 302984 | 29950318 | 199-11-6399.00-041-311041 | SUPPLIES | 63.60 | N |
| | | | 302843 | 29614396 | 199-11-6399.00-105-311105 | SUPPLIES | 1,000.17 | N |
| | | | 302843 | 29622248 | 199-11-6399.00-105-311105 | SUPPLIES | 14.70 | N |
| | | | 302843 | 29628582 | 199-11-6399.00-105-311105 | SUPPLIES | 58.64 | N |
| | | | 302843 | 29661377 | 199-11-6399.00-105-311105 | SUPPLIES | 81.60 | N |
| | | | 303043 | 29980259 | 199-11-6399.00-106-311106 | SUPPLIES | 133.20 | N |
| | | | 302976 | 29950554 | 199-23-6399.00-001-311001 | OFFICE SUPPLIES | 153.70 | N |
| | | | | 1947708 | 199-31-6399.00-001-311001 | PO 302227 DEFECTIVE ITEM | -52.24 | N |
| Totals for Check 145471 | | | | | | | 1,453.37 | |

For the Month of January

| Check Nbr | Check Date | Payee | PO Nbr | Invoice Nbr | Fnd-Fnc-Obj.So-Org-Prog | Reason | Amount | EFT |
|-----------|------------|--------------------|--------|----------------|---------------------------|--------------------------------|------------------|-----|
| 145472 | 01-20-2023 | R. CRAIG STEPHENS | 302842 | 3249 | 240-35-6341.00-001-399950 | FOOD SUPPLIES | 117.50 | N |
| | | | 302842 | 3218 | 240-35-6341.00-001-399950 | FOOD SUPPLIES | 502.28 | N |
| | | | 302924 | 3269 | 240-35-6341.00-001-399950 | FOOD SUPPLIES | 956.25 | N |
| | | | 302842 | 3221 | 240-35-6341.00-009-399950 | FOOD SUPPLIES | 354.10 | N |
| | | | 302924 | 3272 | 240-35-6341.00-009-399950 | FOOD SUPPLIES | 492.35 | N |
| | | | 302842 | 3219 | 240-35-6341.00-041-399950 | FOOD SUPPLIES | 442.63 | N |
| | | | 302924 | 3270 | 240-35-6341.00-041-399950 | FOOD SUPPLIES | 706.83 | N |
| | | | 302842 | 3220 | 240-35-6341.00-042-399950 | FOOD SUPPLIES | 464.50 | N |
| | | | 302924 | 3271 | 240-35-6341.00-042-399950 | FOOD SUPPLIES | 1,079.20 | N |
| | | | 302842 | 3226 | 240-35-6341.00-101-399950 | FOOD SUPPLIES | 429.95 | N |
| | | | 302924 | 3277 | 240-35-6341.00-101-399950 | FOOD SUPPLIES | 507.25 | N |
| | | | 302842 | 3223 | 240-35-6341.00-102-399950 | FOOD SUPPLIES | 797.20 | N |
| | | | 302924 | 3274 | 240-35-6341.00-102-399950 | FOOD SUPPLIES | 746.00 | N |
| | | | 302842 | 3225 | 240-35-6341.00-103-399950 | FOOD SUPPLIES | 199.78 | N |
| | | | 302924 | 3276 | 240-35-6341.00-103-399950 | FOOD SUPPLIES | 367.53 | N |
| | | | 302842 | 3224 | 240-35-6341.00-104-399950 | FOOD SUPPLIES | 241.00 | N |
| | | | 302924 | 3275 | 240-35-6341.00-104-399950 | FOOD SUPPLIES | 516.90 | N |
| | | | 302842 | 3227 | 240-35-6341.00-105-399950 | FOOD SUPPLIES | 402.70 | N |
| | | | 302924 | 3278 | 240-35-6341.00-105-399950 | FOOD SUPPLIES | 441.40 | N |
| | | | 302842 | 3222 | 240-35-6341.00-106-399950 | FOOD SUPPLIES | 798.78 | N |
| | | | 302924 | 3273 | 240-35-6341.00-106-399950 | FOOD SUPPLIES | 795.90 | N |
| | | | 302842 | 3228 | 240-35-6341.00-107-399950 | FOOD SUPPLIES | 236.35 | N |
| | | | 302924 | 3279 | 240-35-6341.00-107-399950 | FOOD SUPPLIES | 475.70 | N |
| | | | | | | Totals for Check 145472 | 12,072.08 | |
| 145473 | 01-20-2023 | RALPH WRIGHT COMME | 303292 | 3388 | 199-51-6299.00-910-399910 | REPAIRS/AG FLORAL | 854.81 | N |
| 145474 | 01-20-2023 | RAPTOR TECHNOLOGIE | 302839 | INV59604 | 199-52-6399.00-999-399999 | EQUIPMENT | 1,665.00 | N |
| 145475 | 01-20-2023 | KIMBERLY RAYMOND | 302951 | TASA PER DIEM | 199-41-6411.00-732-399732 | STAFF DEVELOPMENT | 108.00 | N |
| 145476 | 01-20-2023 | READYREFRESH | 303296 | 23A0012646758 | 199-51-6319.00-910-399910 | DISTRICT MEETING EXPENSE | 1,471.73 | N |
| 145477 | 01-20-2023 | REPUBLIC SERVICES | 081268 | 0794-015605721 | 199-51-6259.05-999-399999 | WASTE COLLECTION | 15,784.18 | N |
| 145478 | 01-20-2023 | JULIA ANN REYNOLDS | 303358 | TCEA PER DIEM | 199-13-6411.01-001-322972 | STAFF DEVELOPMENT | 72.00 | N |
| | 02-10-2023 | JULIA ANN REYNOLDS | 303358 | TCEA PER DIEM | 199-13-6411.01-001-322972 | DID NOT ATTEND TRAINING | -72.00 | N |
| | | | | | | Totals for Check 145478 | .00 | |
| 145479 | 01-20-2023 | JAMES RILEY | 303110 | FUEL | 199-13-6411.00-001-399001 | REIMB/EXPENSE | 82.76 | N |
| 145480 | 01-20-2023 | CLAIRE ROBINSON | 303288 | RTI PER DIEM | 199-13-6411.00-104-311104 | STAFF DEVELOPMENT | 108.00 | N |
| 145481 | 01-20-2023 | ROBOTZONE, LLC | 302909 | SI-1163841 | 199-36-6399.00-001-322972 | CTE CTSO SUPPLIES | 170.67 | N |
| 145482 | 01-20-2023 | RONNIE WALTERS LAW | 081269 | 3088 | 199-51-6299.04-999-399999 | JANUARY GROUNDS | 29,780.08 | N |
| 145483 | 01-20-2023 | SARAH MOORE | 081270 | DECEMBER | 224-11-6299.00-940-323000 | O&M SERVICES | 332.50 | N |
| 145484 | 01-20-2023 | TAMMY SCHANK | 303316 | RTI PER DIEM | 199-13-6411.01-970-311970 | STAFF DEVELOPMENT | 108.00 | N |
| 145485 | 01-20-2023 | SHAWN SCHOTT | 081271 | FRESHMAN/JV | 184-36-6299.00-001-391960 | BASKETBALL OFFICIAL 1/6/23 | 80.00 | N |

For the Month of January

| Check Nbr | Check Date | Payee | PO Nbr | Invoice Nbr | Fnd-Fnc-Obj.So-Org-Prog | Reason | Amount | EFT |
|-----------|------------|----------------------|--------|---------------|---------------------------|--------------------------------|-----------------|-----|
| 145486 | 01-20-2023 | MARY ELIZABETH | 301404 | CTAT PER DIEM | 199-21-6411.00-972-322972 | STAFF DEVELOPMENT | 108.00 | N |
| 145487 | 01-20-2023 | SOLUTION TREE, INC | 303317 | S271939 | 199-13-6411.01-970-311970 | STAFF DEVELOPMENT | 769.00 | N |
| | | | 302415 | S271377 | 199-23-6411.00-009-311009 | STAFF DEVELOPMENT | 799.00 | N |
| | | | 303298 | S271938 | 255-13-6411.00-001-311000 | STAFF DEVELOPMENT | 769.00 | N |
| | | | 301385 | S271430 | 255-13-6411.00-105-311000 | STAFF DEVELOPMENT | 3,845.00 | N |
| | | | | | | Totals for Check 145487 | 6,182.00 | |
| 145488 | 01-20-2023 | SOUND STARTS, LLC | 081272 | 2954 | 224-11-6299.01-940-323000 | MUSIC THERAPY SERVICES | 3,354.00 | N |
| 145489 | 01-20-2023 | SOUTHERN TIRE MART, | 303036 | 4120035574 | 199-34-6249.00-930-399930 | VEHICLE REPAIR/BUS FLEET | 658.45 | N |
| | | | 302591 | 4120035545 | 199-51-6319.00-910-399930 | VEHICLE SUPPLIES/WHITE FLEET | 491.08 | N |
| | | | | | | Totals for Check 145489 | 1,149.53 | |
| 145490 | 01-20-2023 | SOUTHWEST INTL TRUC | 303049 | 02P123544 | 199-34-6319.00-930-399930 | SUPPLIES/BUS FLEET | 90.95 | N |
| | | | 303275 | 02P125399 | 199-34-6319.00-930-399930 | SUPPLIES/BUS FLEET | 2,485.52 | N |
| | | | | | | Totals for Check 145490 | 2,576.47 | |
| 145491 | 01-20-2023 | STATE PRESERVATION | 303217 | AISD WIND | 199-36-6412.06-001-311999 | STUDENT TRAVEL | 50.00 | N |
| 145492 | 01-20-2023 | SUSAN STIREWALT | 302954 | RTI PER DIEM | 199-13-6411.01-970-311970 | STAFF DEVELOPMENT | 108.00 | N |
| 145493 | 01-20-2023 | HEATHER STREET | 303006 | TASA PER DIEM | 199-23-6411.00-105-311105 | STAFF DEVELOPMENT | 144.00 | N |
| 145494 | 01-20-2023 | CANDACE SUMMERHILL | 302995 | RTI PER DIEM | 199-13-6411.01-970-311970 | STAFF DEVELOPMENT | 108.00 | N |
| 145495 | 01-20-2023 | SUPERIOR PEDIATRIC C | 081274 | DEC 16-31 | 224-11-6299.02-940-323000 | OT SERVICES | 372.00 | N |
| | | | 081274 | DEC 16-31 | 224-33-6299.00-940-323000 | LVN SERVICES | 234.00 | N |
| | | | | | | Totals for Check 145495 | 606.00 | |
| 145496 | 01-20-2023 | TAAE | 302175 | 765934998 | 255-13-6411.00-001-311000 | STAFF DEVELOPMENT | 205.00 | N |
| 145497 | 01-20-2023 | TASB, INC. | 081275 | 637903 | 199-41-6299.00-701-399701 | LOCAL DISTRICT UPDATE | 24.00 | N |
| 145498 | 01-20-2023 | TCEA | 303158 | 21626234 | 199-12-6411.00-042-311042 | STAFF DEVELOPMENT | 399.00 | N |
| | | | 303205 | 22111977 | 199-13-6411.00-042-311042 | STAFF DEVELOPMENT | 399.00 | N |
| | | | 303223 | 21923220 | 255-13-6411.00-001-311000 | TCEA CONFERENCE REGISTRATI | 399.00 | N |
| | | | | | | Totals for Check 145498 | 1,197.00 | |
| 145499 | 01-20-2023 | TEACHERS OF TOMORR | 303242 | INV297923 | 279-11-6499.00-999-311999 | TCLAS ENROLLMENT | 330.00 | N |
| 145500 | 01-20-2023 | TEACHER SYNERGY, LL | 303025 | 216693935 | 199-11-6399.00-101-311101 | SUPPLIES | 20.58 | N |
| 145501 | 01-20-2023 | HEATHER LEIGH TEST | 081276 | AHS BAND | 199-36-6299.00-001-311200 | MASTERCLASS/TEACHING | 200.00 | N |
| 145502 | 01-20-2023 | TEX-OMA BUILDERS SU | 302506 | 791462 | 199-51-6319.11-910-399910 | LOCKS/DOOR HARDWARE-MPC | 254.00 | N |
| | | | 302556 | 791576 | 199-51-6319.11-910-399910 | LOCKS/DOOR HARDWARE-ANNE | 478.00 | N |
| | | | 302802 | 791442 | 199-51-6319.11-910-399910 | LOCKS/DOOR HARDWARE-DISTR | 955.00 | N |
| | | | 302876 | 791463 | 199-51-6319.11-910-399910 | PADLOCKS FOR DOORS/GATES | 1,210.00 | N |
| | | | 303193 | 791619 | 199-51-6319.11-910-399910 | KEY CORES/DISTRICT | 700.00 | N |
| | | | | | | Totals for Check 145502 | 3,597.00 | |
| 145503 | 01-20-2023 | TEXAS COUNSELING AS | 303039 | 71105 | 199-31-6495.01-921-399921 | FEES/DUES | 160.00 | N |
| 145504 | 01-20-2023 | TEXAS COUNSELING AS | 303131 | LINDSAY | 199-31-6411.00-101-311101 | STAFF DEVELOPMENT | 205.00 | N |
| 145505 | 01-20-2023 | TEXAS COUNSELING AS | 303438 | ANGELA ADAIR | 199-31-6411.00-103-311103 | STAFF DEVELOPMENT | 180.00 | N |

For the Month of January

| Check Nbr | Check Date | Payee | PO Nbr | Invoice Nbr | Fnd-Fnc-Obj.So-Org-Prog | Reason | Amount | EFT |
|-----------|------------|----------------------|--------|---------------|---------------------------|--------------------------------|------------------|-----|
| 145506 | 01-20-2023 | TEXAS GAS SERVICE | 081277 | 118929845 | 199-51-6259.03-999-399999 | UTILITIES | 240.44 | N |
| | | | 081277 | 126347364 | 199-51-6259.03-999-399999 | UTILITIES | 2,236.11 | N |
| | | | 081277 | 136588036 | 199-51-6259.03-999-399999 | UTILITIES | 1,439.34 | N |
| | | | 081277 | 140556627 | 199-51-6259.03-999-399999 | UTILITIES | 4,394.48 | N |
| | | | 081277 | 142314845 | 199-51-6259.03-999-399999 | UTILITIES | 6,027.62 | N |
| | | | 081277 | 149554391 | 199-51-6259.03-999-399999 | UTILITIES | 5,104.60 | N |
| | | | 081277 | 156200791 | 199-51-6259.03-999-399999 | UTILITIES | 11,369.66 | N |
| | | | 081277 | 158249764 | 199-51-6259.03-999-399999 | UTILITIES | 1,267.95 | N |
| | | | 081277 | 165220718 | 199-51-6259.03-999-399999 | UTILITIES | 727.45 | N |
| | | | 081277 | 233760409 | 199-51-6259.03-999-399999 | UTILITIES | 287.08 | N |
| | | | 081277 | 234919582 | 199-51-6259.03-999-399999 | UTILITIES | 382.78 | N |
| | | | 081277 | 235750300 | 199-51-6259.03-999-399999 | UTILITIES | 5,907.69 | N |
| | | | 081277 | 236364727 | 199-51-6259.03-999-399999 | UTILITIES | 547.97 | N |
| | | | 081277 | 236364973 | 199-51-6259.03-999-399999 | UTILITIES | 751.80 | N |
| | | | | | | Totals for Check 145506 | 40,684.97 | |
| 145507 | 01-20-2023 | TEXAS LIBRARY ASSOCI | 302911 | M HANDLEY | 199-12-6495.00-102-311102 | STAFF DEVELOPMENT | 171.00 | N |
| | | | 302911 | M HANDLEY | 199-13-6411.00-102-399102 | STAFF DEVELOPMENT | 360.00 | N |
| | | | | | | Totals for Check 145507 | 531.00 | |
| 145508 | 01-20-2023 | TEXAS LIBRARY ASSOCI | 302994 | KASEY FOWLER | 199-12-6495.00-105-311105 | STAFF DEVELOPMENT | 182.00 | N |
| 145509 | 01-20-2023 | TEXAS LIBRARY ASSOCI | 303439 | KATY SMITH | 255-13-6411.00-041-311000 | STAFF DEVELOPMENT | 665.00 | N |
| 145510 | 01-20-2023 | TEXAS MUSIC FESTIVAL | 300589 | O1076090 | 199-36-6398.02-001-311001 | CHOIR UNIFORMS | 776.00 | N |
| 145511 | 01-20-2023 | TEXAS SPORTS EQUIPM | 302435 | 7012703 | 199-51-6299.00-910-399910 | BLEACHER REPAIRS/AMS MPC | 8,800.00 | N |
| | | | 302446 | 7012701 | 199-51-6299.00-910-399910 | REPAIRS/DNGC GYM | 2,400.00 | N |
| | | | 302469 | 7012702 | 199-51-6299.00-910-399910 | REPAIRS/VANDA GYM BLEACHER | 10,700.00 | N |
| | | | | | | Totals for Check 145511 | 21,900.00 | |
| 145512 | 01-20-2023 | THE GARLAND COMPAN | 302875 | CI-GUS0207507 | 199-51-6249.04-910-399910 | ROOF REPAIRS IN DISTRICT | 500.72 | N |
| 145513 | 01-20-2023 | THE LUNCH BOX | 302941 | 25524 | 199-34-6499.03-999-399930 | MEETING EXPENSE | 600.00 | N |
| | | | 303171 | 25553 | 199-41-6499.00-732-399732 | MEETING EXPENSE | 461.85 | N |
| | | | | | | Totals for Check 145513 | 1,061.85 | |
| 145514 | 01-20-2023 | THE STOVALL CORPOR | 081273 | 22-1040 | 199-51-6299.00-910-399910 | FUEL SYSTEM DIAGNOSE & REP | 372.50 | N |
| 145515 | 01-20-2023 | THOMPSON & HORTON, | 081279 | 54389 | 199-41-6211.00-701-323940 | SPECIAL EDUCATION LEGAL SER | 255.00 | N |
| | | | 081279 | 54390 | 199-41-6211.00-701-323940 | STANLEY S (ARD) | 765.00 | N |
| | | | | | | Totals for Check 145515 | 1,020.00 | |
| 145516 | 01-20-2023 | SHAUNA KAY THOMPSON | 081278 | AHS BAND | 199-36-6299.00-001-311200 | FLUTE AREA MASTERCLASS | 200.00 | N |
| 145517 | 01-20-2023 | TIMBER CREEK HIGH SC | 303045 | VARSITY | 184-36-6412.02-001-391960 | ENTRY FEE | 200.00 | N |
| | | | 303078 | JV TENNIS | 184-36-6412.02-001-391960 | ENTRY FEE | 175.00 | N |
| | | | | | | Totals for Check 145517 | 375.00 | |
| 145518 | 01-20-2023 | DEANNE ELIZABETH TO | 303000 | RTI PER DIEM | 199-13-6411.01-970-311970 | STAFF DEVELOPMENT | 108.00 | N |
| 145519 | 01-20-2023 | TOTALLY GRAPHIC DESI | 302937 | 7792 | 199-51-6319.00-910-399930 | VEHICLE SUPPLIES/WHITE FLEET | 336.00 | N |
| 145520 | 01-20-2023 | TOWN OF ANNETTA | 081319 | 039 | 199-51-6259.04-999-399999 | TRI-COUNTY ELEC-SEWER/WATE | 1,103.85 | N |

For the Month of January

| Check Nbr | Check Date | Payee | PO Nbr | Invoice Nbr | Fnd-Fnc-Obj.So-Org-Prog | Reason | Amount | EFT |
|--------------------------------|------------|---------------------|--------|--------------|---------------------------|------------------------------|------------------|-----|
| 145521 | 01-20-2023 | TOWN OF ANNETTA | 081321 | 041 | 199-51-6259.04-999-399999 | TRI-COUNTY ELEC-WATER PLAN | 370.99 | N |
| | | | 081321 | 041 | 199-51-6259.04-999-399999 | TCEQ-WATER SYSTEM FEE | 200.00 | N |
| Totals for Check 145521 | | | | | | | 570.99 | |
| 145522 | 01-20-2023 | TRANE US, INC | 303192 | 13713949 | 199-51-6319.05-910-399910 | HVAC SUPPLIES/AMS MPC | 180.42 | N |
| 145523 | 01-20-2023 | TRI-COUNTY ELECTRIC | 081280 | 8001215301 | 199-51-6259.00-999-399999 | UTILITIES | 12,415.63 | N |
| | | | 081280 | 800914530 | 199-51-6259.00-999-399999 | UTILITIES | 16,719.70 | N |
| | | | 081280 | 800918132 | 199-51-6259.00-999-399999 | UTILITIES | 257.31 | N |
| | | | 081280 | 800957468 | 199-51-6259.00-999-399999 | UTILITIES | 958.68 | N |
| Totals for Check 145523 | | | | | | | 30,351.32 | |
| 145524 | 01-20-2023 | UNITED REFRIGERATIO | 303071 | 88334664-00 | 199-51-6319.05-910-399910 | HVAC SUPPLIES/REPAIRS-DNGC | 112.23 | N |
| 145525 | 01-20-2023 | UPPER TRINITY GROUN | 081316 | 816905 | 199-51-6259.02-999-399999 | GROUNDWATER FEES | 101.32 | N |
| 145526 | 01-20-2023 | VORTEX COLORADO, IN | 302299 | 34-360931 | 199-51-6299.00-910-399910 | REPAIRS ON SLIDING GATE/MAIN | 1,041.98 | N |
| 145527 | 01-20-2023 | WALSH, GALLEGOS, TR | 081281 | 644463 | 199-41-6211.00-701-399701 | JOSHUA C OCR | 1,579.50 | N |
| | | | 081281 | 644464 | 199-41-6211.00-701-399701 | JJAEF ISSUES | 1,139.00 | N |
| Totals for Check 145527 | | | | | | | 2,718.50 | |
| 145528 | 01-20-2023 | WARD'S SCIENCE | 302862 | 8811690196 | 244-11-6399.00-999-322000 | SUPPLIES MATERIALS | 3,874.50 | N |
| 145529 | 01-20-2023 | WARD'S SCIENCE | 301015 | 8811743644 | 199-11-6399.12-001-322972 | SUPPLIES FORENSIC SCIENCE | 48.13 | N |
| 145530 | 01-20-2023 | KARIANNE WARD | 302997 | RTI PER DIEM | 199-13-6411.01-970-311970 | STAFF DEVELOPMENT | 108.00 | N |
| 145531 | 01-20-2023 | WATER TANK INSPECTI | 302819 | 774715 | 199-51-6299.00-910-399910 | INSPECTIONS/GRD STORAGE TA | 675.00 | N |
| 145532 | 01-20-2023 | WESTONE | 300639 | 31021180 | 199-11-6398.99-940-323940 | EQUIPMENT | 49.45 | N |
| 145533 | 01-20-2023 | AMBER WHEELER | 302996 | RTI PER DIEM | 199-13-6411.01-970-311970 | STAFF DEVELOPMENT | 108.00 | N |
| 145534 | 01-20-2023 | GARY WAYNE WHITMAN | 081282 | ALEDO HS | 199-36-6299.00-001-311200 | BASS CLARINET MASTERCLASS | 200.00 | N |
| 145535 | 01-20-2023 | LORYN NICOLE | 303361 | RTI PER DIEM | 199-23-6411.00-001-311001 | STAFF DEVELOPMENT | 108.00 | N |
| 145536 | 01-20-2023 | ELIZABETH ESTELLE W | 302955 | RTI PER DIEM | 199-13-6411.01-970-311970 | STAFF DEVELOPMENT | 108.00 | N |
| 145537 | 01-20-2023 | XEROX CORPORATION | 081284 | 800706622 | 184-36-6269.00-001-391999 | XEROX | 323.88 | N |
| | | | 081284 | 800706622 | 199-11-6269.01-001-311999 | XEROX | 3,761.50 | N |
| | | | 081284 | 800706622 | 199-11-6269.01-001-326999 | XEROX | 212.31 | N |
| | | | 081284 | 800706622 | 199-11-6269.01-009-311999 | XEROX | 1,537.87 | N |
| | | | 081284 | 800706622 | 199-11-6269.01-041-311999 | XEROX | 2,530.00 | N |
| | | | 081284 | 800706622 | 199-11-6269.01-042-311999 | XEROX | 3,644.96 | N |
| | | | 081284 | 800706622 | 199-11-6269.01-101-311999 | XEROX | 1,712.16 | N |
| | | | 081284 | 800706622 | 199-11-6269.01-102-311999 | XEROX | 2,586.56 | N |
| | | | 081284 | 800706622 | 199-11-6269.01-103-311999 | XEROX | 2,528.84 | N |
| | | | 081284 | 800706622 | 199-11-6269.01-104-311999 | XEROX | 3,186.89 | N |
| | | | 081284 | 800706622 | 199-11-6269.01-106-311999 | XEROX | 3,780.47 | N |
| | | | 081284 | 800706622 | 199-11-6269.01-940-323999 | XEROX | 310.33 | N |
| | | | 081284 | 800706622 | 199-31-6269.01-920-311999 | XEROX | 1,221.08 | N |
| | | | 081284 | 800706622 | 199-41-6269.00-701-399999 | XEROX | 252.94 | N |
| | | | 081284 | 800706622 | 199-41-6269.00-750-399999 | XEROX | 1,464.33 | N |
| | | | 081284 | 800706622 | 199-51-6269.01-999-399999 | XEROX | 670.12 | N |

For the Month of January

| Check Nbr | Check Date | Payee | PO Nbr | Invoice Nbr | Fnd-Fnc-Obj.So-Org-Prog | Reason | Amount | EFT |
|-----------|------------|----------------------|--------|-------------|---------------------------|--------------------------------|---------------------|-----|
| | | | 081284 | 800706622 | 199-53-6269.01-990-399999 | XEROX | 284.64 | N |
| | | | | | | Totals for Check 145537 | 30,008.88 | |
| 145538 | 01-20-2023 | XEROX CORPORATION | 081283 | 017914205 | 199-11-6269.01-105-311999 | SER #HHZ-169437 11/25-12/27 | 375.47 | N |
| | | | 081283 | 017914206 | 199-11-6269.01-105-311999 | SER #HHZ-169458 11/21-12/28 | 375.47 | N |
| | | | 081283 | 017914207 | 199-11-6269.01-105-311999 | SER #8TB-622726 11/25-12/29 | 1,290.79 | N |
| | | | | | | Totals for Check 145538 | 2,041.73 | |
| 145539 | 01-20-2023 | YOUR PERSONAL CHEF, | 302879 | 001138 | 199-13-6499.01-970-311970 | MEETING EXPENSE | 70.68 | N |
| | | | 303182 | 001145 | 199-41-6499.08-750-399750 | MEETING EXPENSE/AGC | 701.50 | N |
| | | | | | | Totals for Check 145539 | 772.18 | |
| 145540 | 01-23-2023 | FIRST FINANCIAL BANK | 081327 | AMS BSKB | 184-00-5752.02-000-300000 | START UP CASH | 400.00 | N |
| 145541 | 01-23-2023 | FIRST FINANCIAL BANK | 081328 | AMS BSKB | 184-00-5752.02-000-300000 | START UP CASH | 400.00 | N |
| 145542 | 01-23-2023 | FIRST FINANCIAL BANK | 081329 | MMS BSKB | 184-00-5752.02-000-300000 | START UP CASH | 400.00 | N |
| 145543 | 01-23-2023 | FIRST FINANCIAL BANK | 081330 | MMS BSKB | 184-00-5752.02-000-300000 | START UP CASH | 400.00 | N |
| | | | | | | Total Checks | 2,200,290.84 | |

End of Report



ALEDO ISD BOARD MEETING TEMPLATE

MEETING DATE: February 20, 2023

AGENDA ITEM: Consider Approval of 2022-2023 Class Size Exception Waivers

PRESENTER: Lynn McKinney, Deputy Superintendent

BACKGROUND INFORMATION:

- Per Texas law, Kindergarten through Grade 4 are required to have a 22:1 student/teacher ratio. The Administration works diligently to both stay within the 22:1 student/teacher ratio and to be efficient with staffing. The Administration reviews student enrollment and potential additional staffing needs on a weekly basis.
- Enrollment at Stuard has increased and now require the following waiver:
Kindergarten: 1 class at 23 students
- The district will now have a total of three class size waivers, all at Stuard. Two class size waivers were approved for first grade in November 2022.
- In the 2021-2022 school year we had a total of nineteen class size waivers, thirteen at Annetta, two at Stuard, and four at Vandagriff.

FISCAL INFORMATION:

None

ATTACHMENTS:

None

ADMINISTRATIVE RECOMMENDATION:

Administration recommends approval of the Kindergarten Maximum Class Size Exception Waiver at Stuard Elementary.



ALEDO ISD BOARD MEETING TEMPLATE

MEETING DATE: February 20, 2023

AGENDA ITEM: Consider Approval of Missed School Day Waiver

BACKGROUND INFORMATION:

- Districts or campuses may request a waiver for excused absences if instructional days are missed due to inclement weather issues, health, safety-related, or other issues. If because of weather, safety, or health issues, a district misses additional instructional days beyond the two days made up using built in or additional minutes or days, the school district may apply to the Texas Education Agency for a Missed School Day Waiver.
- Due to inclement weather, Aledo ISD missed school on the following days:
 - January 30-February 3, 2023
- The current Aledo ISD school calendar includes enough banked minutes to cover the first two days of missed instruction.
- Aledo ISD would like to apply for a TEA Missed School Day Waiver for February 1-3, 2023.

FISCAL INFORMATION:

There are no fiscal implications.

ATTACHMENTS:

None

ADMINISTRATIVE RECOMMENDATION:

Administration recommends the approval for Aledo ISD to seek a TEA Missed School Day Waiver for the 2022-2023 school year.



ALEDO ISD BOARD MEETING TEMPLATE

MEETING DATE: February 20, 2023

AGENDA ITEM: District Instructional Focus and 2022-2023 Middle of Year Screener Data

PRESENTER: Dr. Amber Crissey: Assistant Superintendent of Curriculum & Instruction and Candace Summerhill: Director of Assessment & Accountability

BACKGROUND INFORMATION:

- The district instructional data dashboard provides the district with a systematic process for gathering multiple data points to track implementation levels of the district focus areas and to monitor student progress data throughout the school year.
- Aledo ISD measures academic progress in reading and math utilizing the following universal screeners:
 - Circle Progress Monitoring: Pre-K reading and math
 - mCLASS Texas: K-2 reading
 - Developmental Reading Assessment: K-2 reading
 - IXL Diagnostic: K-2 math
 - MAP Growth: 3-8 reading and math/Algebra I/English I & II
- Universal screeners are given to all students within the same grade level to determine reading and math proficiency levels. These results are used to determine if a student is on, above or below grade level in foundational skills. Students who are identified as significantly below grade level are further reviewed by the site-based committee for Tier 3 interventions based on multiple data sources.
- Students in grades PK-2 take the universal screeners three times per year (beginning, middle, end of year) to measure students' proficiency levels in math and reading. MAP Growth is given to all students in grades 3-8/Algebra I/English I and II at the beginning and middle of the year and to targeted students at the end of the year.
- Assessment results provide teachers and students with data to facilitate meaningful progress.
- District-wide patterns and trends will be presented to the Board of Trustees comparing assessment results from the beginning of year to middle of year in reading and math.

FISCAL INFORMATION:

None

ATTACHMENTS:

Instructional Focus Presentation

ADMINISTRATIVE RECOMMENDATION:

None

AISD Instructional Focus

2022-2023



AISD Featured Collaborative Team

Aledo High School Geometry



Allison Coffman



Karley Smith
Team Lead



Laura Garcia

ALEDO ISD FOCUS DOCUMENT 2022-2023



WHAT WE TEACH

Standards Driven
Curriculum

Teaching to the Depth
of the Standards

HOW WE TEACH

Focus on 8 Cognitive Skills
Thinking Maps

Fundamental Five

Rigor, Relevance,
Learner Engagement

Workshop Model

AUTHENTIC LITERACY

Cross-Disciplinary Literacy
(listening, speaking, reading, writing, thinking)

Write From the
Beginning & Beyond

Implementation Measures of District Instructional Focus

PLC Goals

Reported Quarterly

Focus on Learning

Goal 86% of CTs by June

Collaborative Culture

Goal 85% of CTs by June

Focus on Results

Goal 77% of CTs by June

District Instructional Priorities

Reported Monthly

Lesson Frame

Goal 100% of classrooms by June

Daily Critical Writing

Goal 100% of classrooms by June

High-Yield Formative Assessment

Goal 100% of classrooms by June

Learner Engagement

Goal 80% of classrooms by June

Student-Driven Learning

*Monthly report will consist of exemplars, rather than a percentage

Progress Monitoring

Reported BOY & MOY

CIRCLE Progress Monitoring

PK Reading / Math Screener

mCLASS Texas & DRA

K-2 Reading Screener

IXL Math

K-2 Math Screener

MAP Growth

3-10 Reading Screener

3-10 Math Screener



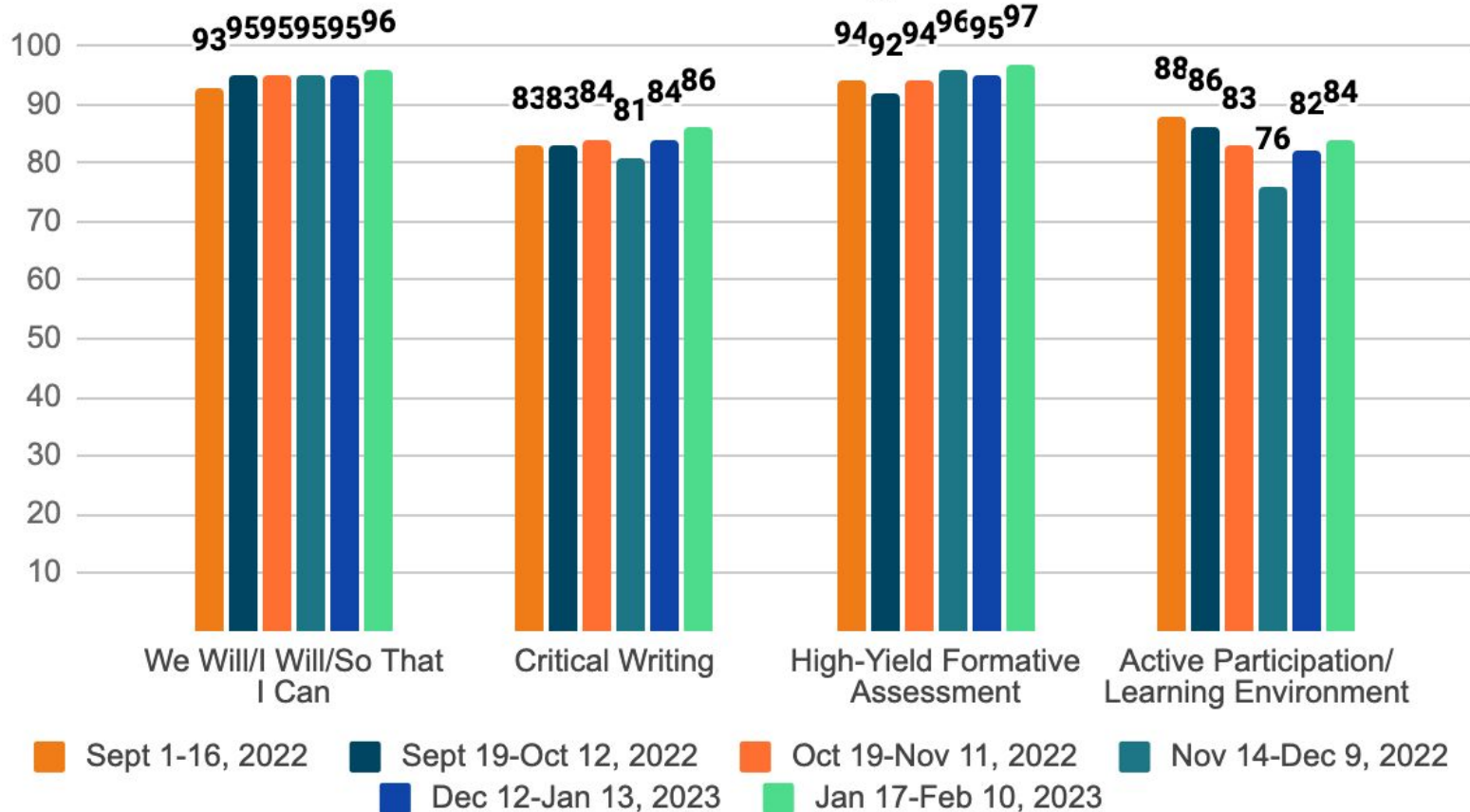
Aledo ISD

Instructional Focus Implementation

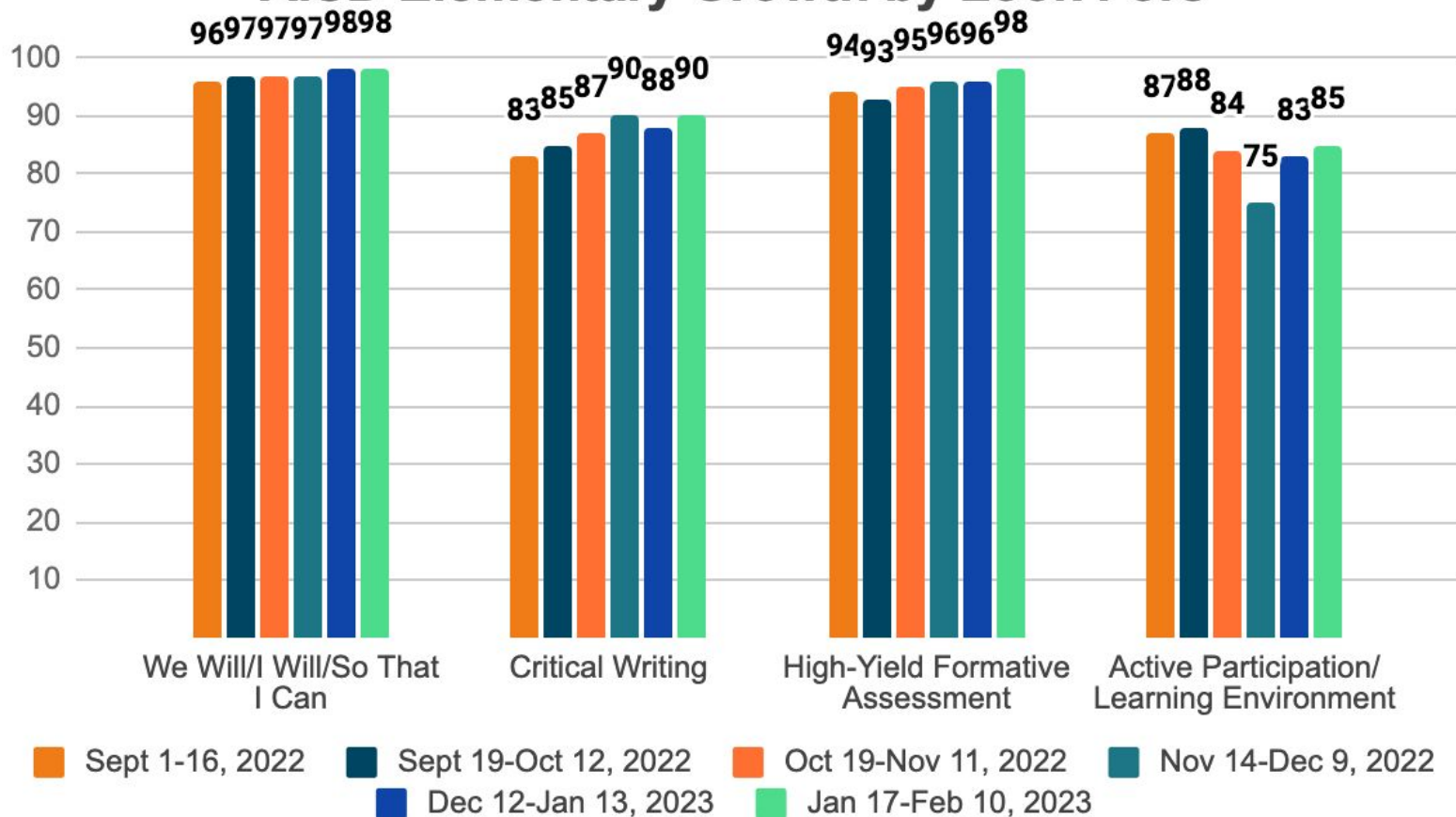
Reporting Period 6
January 17-February 10, 2023



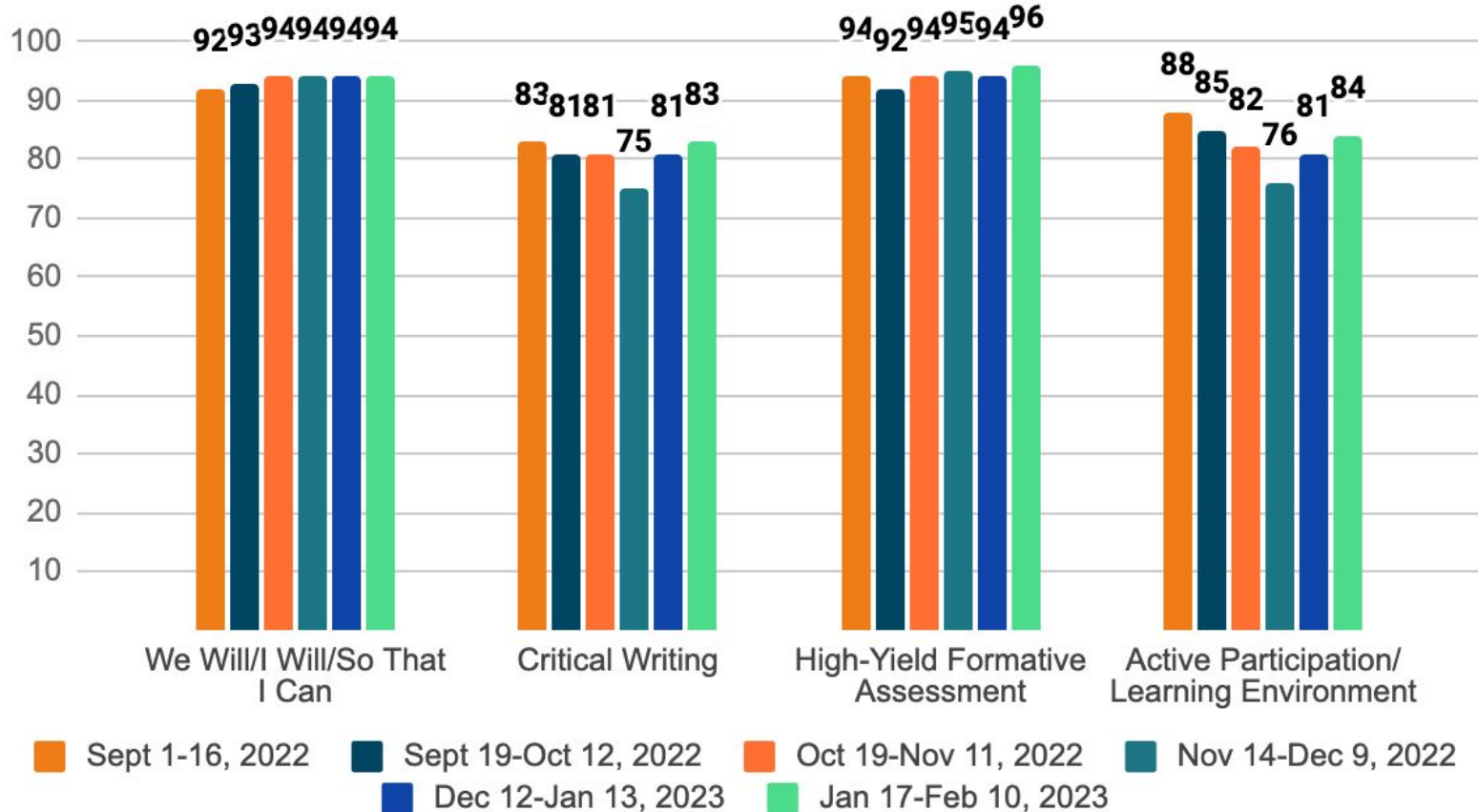
AISD Overall Growth by Look Fors



AISD Elementary Growth by Look Fors



AISD Secondary Growth by Look Fors



Student-Driven Learning

Walsh Elementary School::
2nd Grade RLA/ SS, Ms. McGuire



Second grade students have been researching influential figures. As students researched figures such as Beethoven, Taylor Swift, and Patrick Mahomes, they discovered information about their lives and how they have had an influence on the world. Students compiled this information by creating a Google Slides presentation that included pictures, facts, and questions they would like to ask their influential figure.


Daniel Ninth Grade Campus:
9th Grade Human Geography, Mr. Stockon



Students were tasked to create an artificial social media profile for their specific type of farmer through Google Slides. Each student used their device to research information about the farmer's primary location, climate, soil type, and environmental issues that can positively and negatively impact their ability to farm.


Student-Driven Learning

Vandagriff Elementary:
5th Grade Science , Ms. Gemmel



5th grade students were asked to design a saltwater crocodile habitat for the Fort Worth Zoo by researching the living and nonliving components that go into their ecosystem. Teams were given options to construct a 3 dimensional model of their habitat through Tinkercad, create a 2 dimensional colored model, or create a digital slide presentation .


Aledo Middle School:
7th Grade Science, Mr. Anderson



7th Grade students investigated how an organism might respond to external stimuli by collecting observations and data on a worm in two different environments. Students developed their own method of recording information, made a claim regarding the preferred environment and justified that claim with scientific evidence.

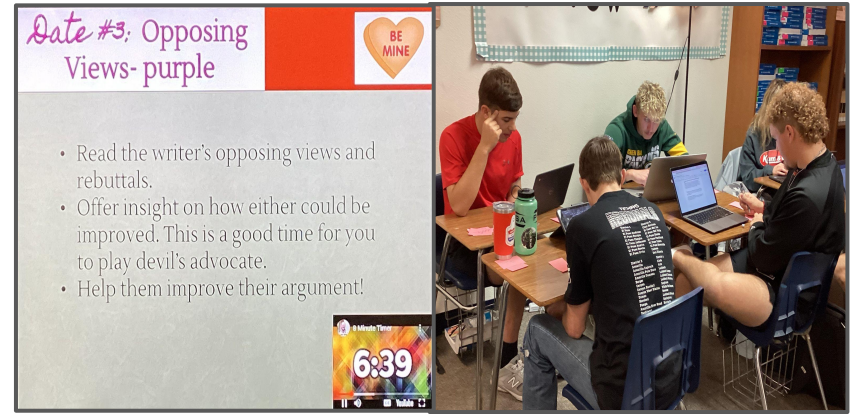
Student-Driven Learning

Walsh Elementary:
4th Grade RLA, Ms. Smith



After reading a play, students chose to analyze a character and create a mock-Instagram account for that character or to analyze the plot by generating a playlist inspired by the events and the overall theme of the text.

Aledo High School School:
English IV, Ms. Spencer



After drafting their independent research papers, students participated in Speed-Date Peer Editing where each "date" focused on a different aspect of improving their composition.

Student-Driven Learning

Stuard Elementary:


3rd Grade Social Studies, Ms. Cottrell



Students were learning about the roles of public officials in the community, state, and nation so they each wrote a letter to Aledo Mayor Nick Stanley to express gratitude for his leadership. He not only wrote each student back a personal note, but also came to visit the class.

Aledo High School School:

10th Grade AP World History, Ms. Bonaldi



In this city building simulation, students were learning about consequences of industrialization on Europe between 1750-1850. They were looking at how the demand for good and services along with migration caused changes in demographics that presented challenges to existing patterns of living including the layout of cities in countries like Great Britain, France, Germany, etc.

Student-Driven Learning

Stuard Elementary:
2nd Grade Math, Ms. White



Second graders showed their knowledge of adding two 4-digit numbers by brainstorming, designing, and creating their own math game and instructions for their peers to play.

Aledo High School School:
7th Grade Math, Ms. Click



Students were tasked with constructing their name with polygons in order to discover how to find the area of composite figures.



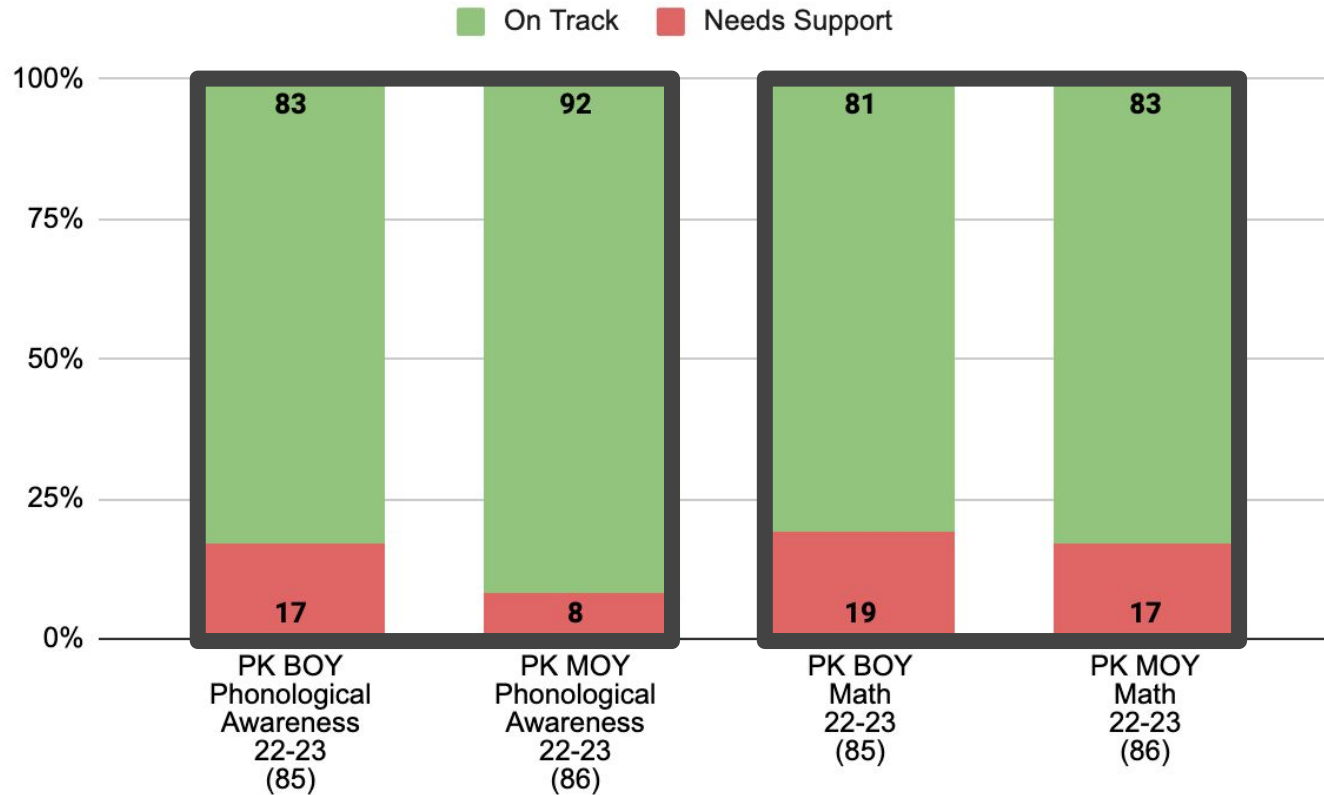
Aledo ISD MOY Screener Data

2022-2023

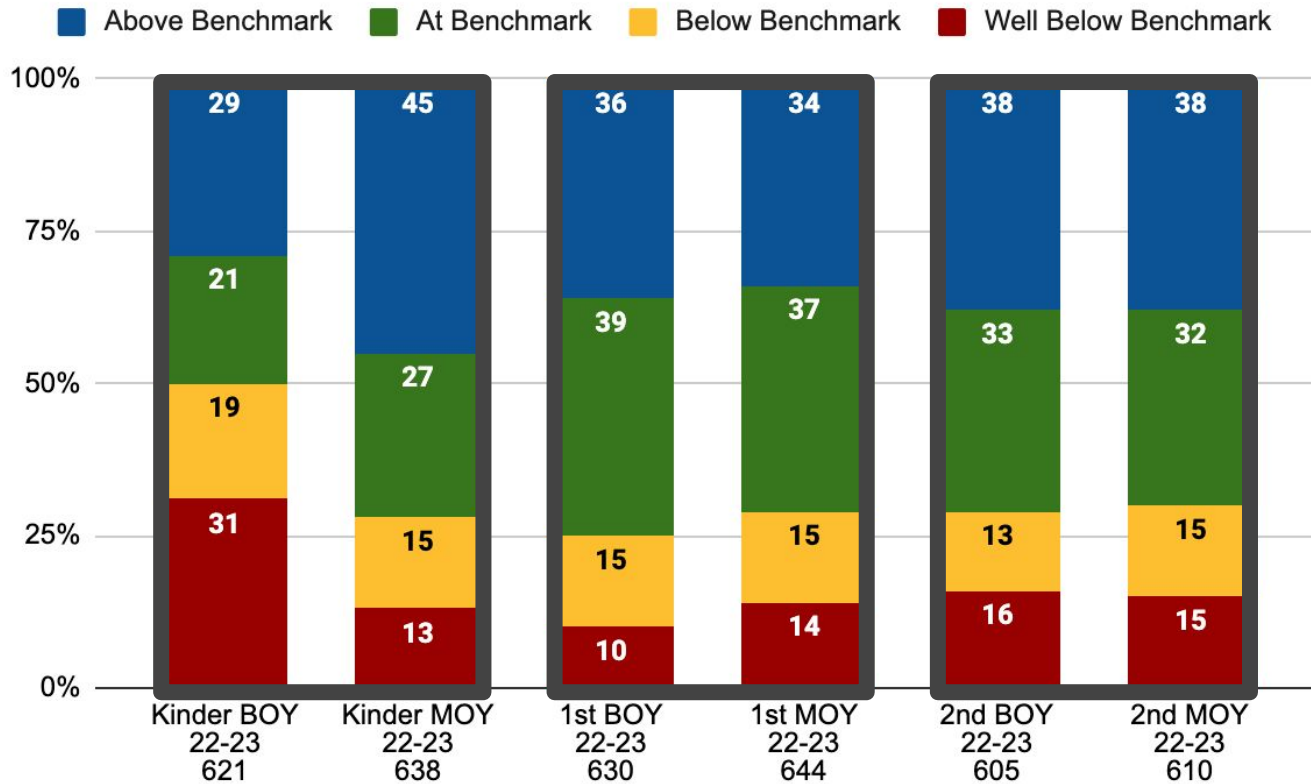
74

Ensuring high levels of learning for all students

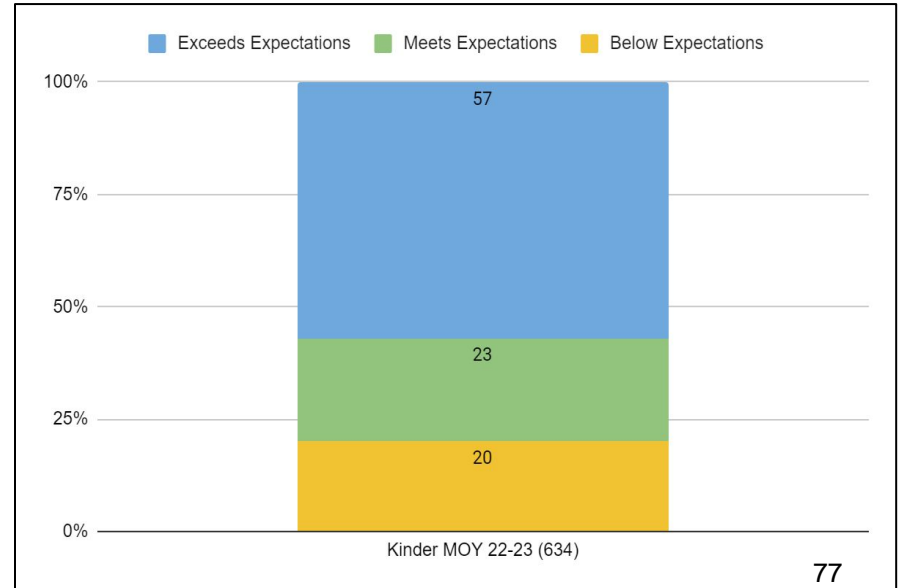
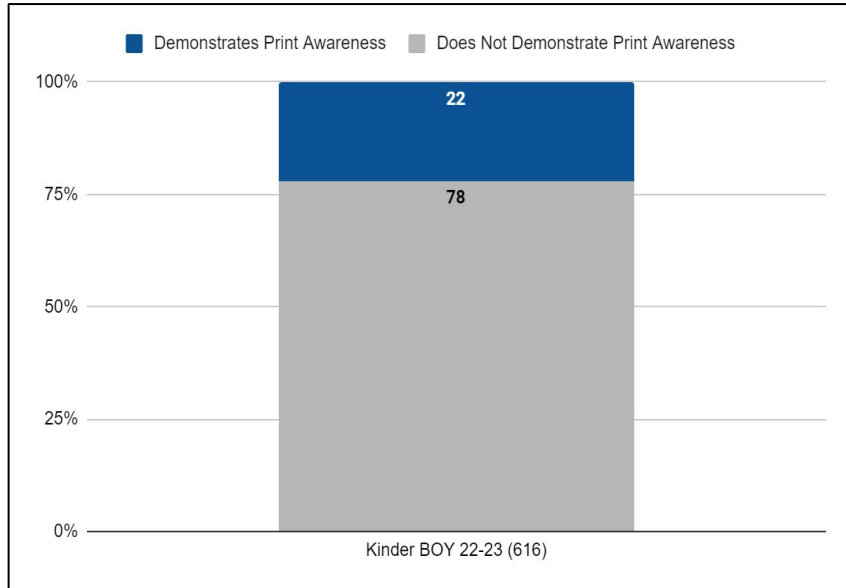
CIRCLE Progress Monitoring: PreK



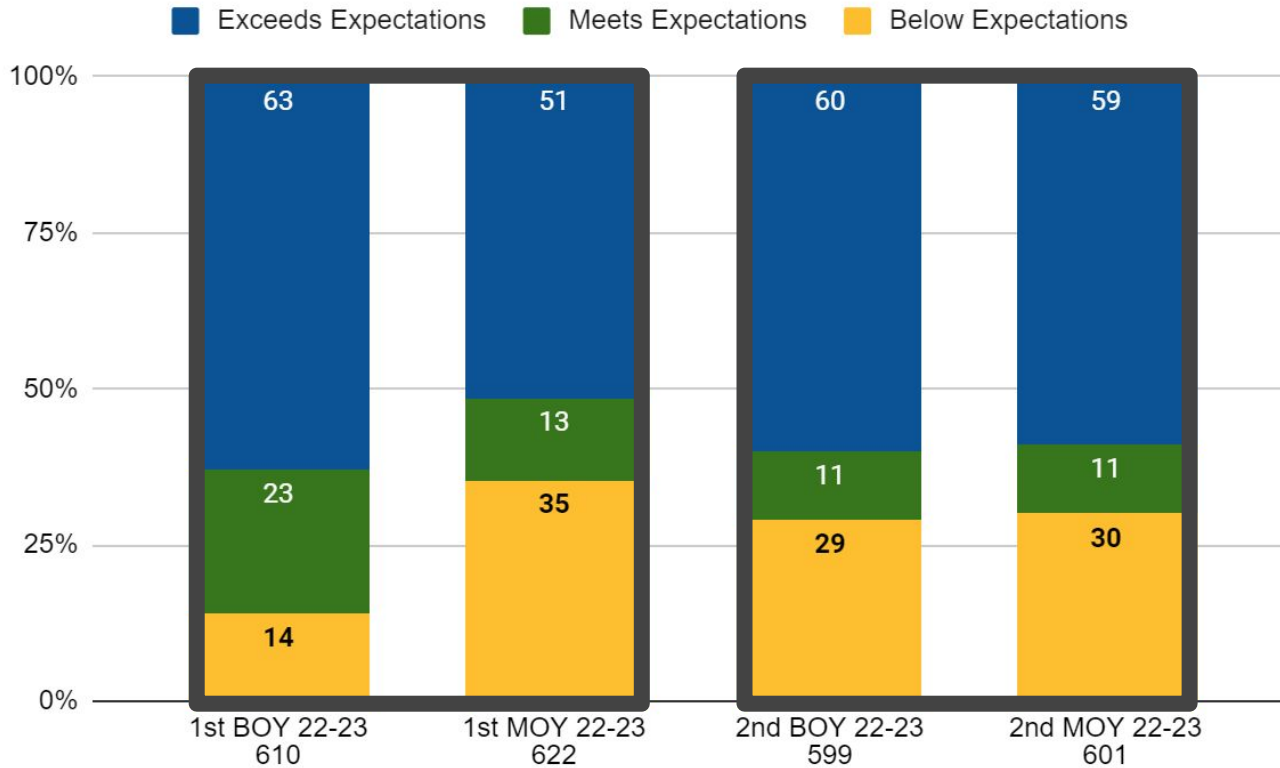
mCLASS Texas Reading: K-2



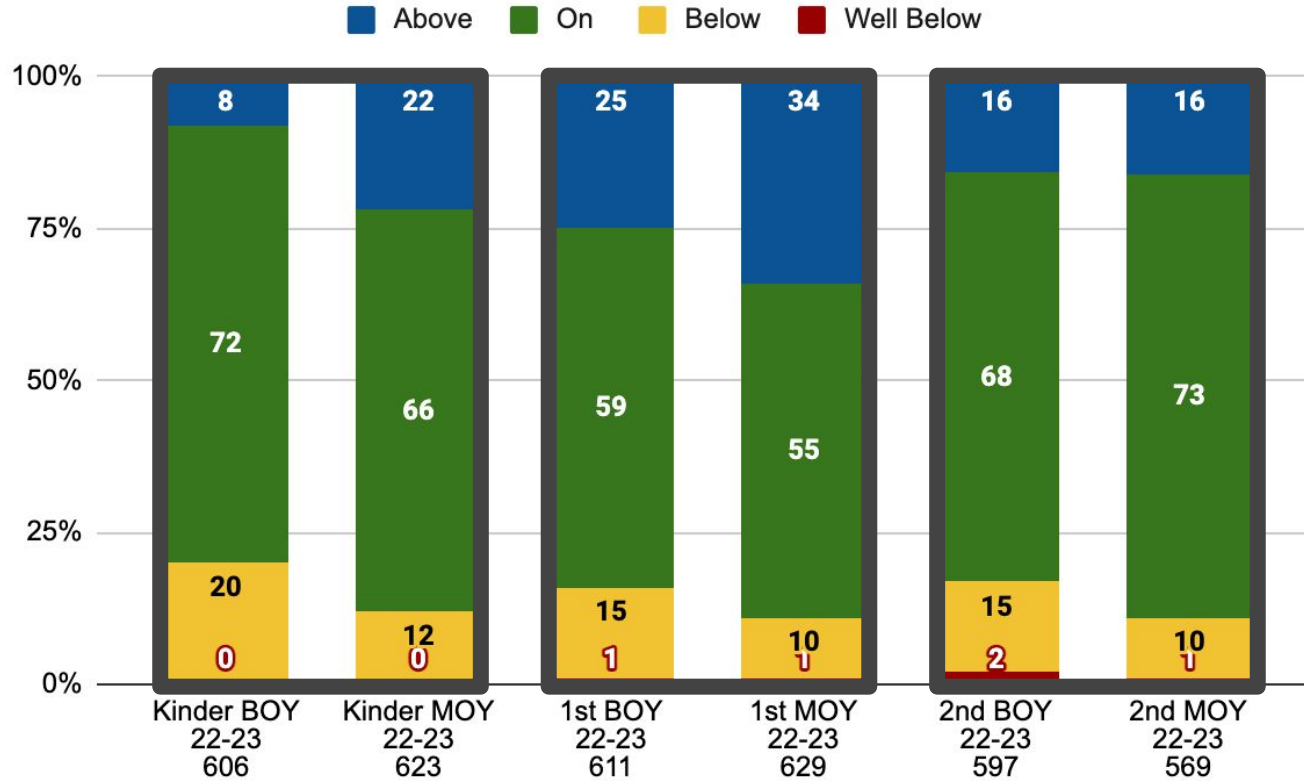
Developmental Reading Assessment: Kindergarten



Developmental Reading Assessment: 1st & 2nd



IXL Math Diagnostic: K-2



MAP Growth: Reading

635 (14%) students in the bottom two quintiles at BOY

Celebrations

- 486 (77%) students in the bottom two quintiles at BOY made growth at MOY
- 284 (45%) students moved up at least one quintile
- 421 (67%) students met MOY MAP goal
- 389 (61%) students exceeded MOY MAP goal

Areas for Growth

- 149 (23%) students in the bottom two quintiles at BOY did not show growth
 - 3rd-9 students
 - 4th-9 students
 - 5th-12 students
 - 6th-21 students
 - 7th-24 students
 - 8th-32 students
 - 9th-23 students
 - 10th-19 students

MAP Growth: Math

629 (17%) students in the bottom two quintiles at BOY

Celebrations

- 490 (78%) students in the bottom two quintiles at BOY made growth at MOY
- 240 (38%) students moved up at least one quintile
- 392 (63%) students met MOY MAP goal
- 352 (56%) students exceeded MOY MAP goal

Areas for Growth

- 139 (22%) students in the bottom two quintiles at BOY did not show growth
 - 3rd-6 students
 - 4th-11 students
 - 5th-10 students
 - 6th-19 students
 - 7th-21 students
 - 8th-34 students
 - 9th-38 students



ALEDO ISD BOARD MEETING TEMPLATE

MEETING DATE: February 20, 2023

AGENDA ITEM: Texas Academic Performance Report (TAPR) 2021-2022 Public Hearing

PRESENTER: Candace Summerhill, Director of Assessment & Accountability

BACKGROUND INFORMATION:

- The Texas Academic Performance Report (TAPR) provides an annual report of educational performance information to every public school and district in the state.
- Texas Education Code, 39.306 requires each district's board of trustees to publish an annual report that includes the PDF TAPR, campus performance objectives, district accreditation status and any distinction designations awarded, the district's current special education compliance status, information on violent or criminal incidents and prevention policies, information on the performance of the previous year's graduates in their first year of college, as reported by the Texas Higher Education Coordinating Board (THECB), and any supplemental information. This information is posted and accessible on the Aledo ISD district webpage under "Accountability & Assessment".
- Statute requires that each district's board of trustees hold a public hearing to discuss the district's annual report within 90 days of receiving the PDF TAPR.

FISCAL INFORMATION:

None

ATTACHMENTS:

2021-2022 Annual TAPR Presentation

2021-2022 Texas Academic Performance Report

2021-2022 AISD Report on Violent or Criminal Incidents

2020-2021 Actual Financial Report

ADMINISTRATIVE RECOMMENDATION:

None

2021-2022 Annual Report Summary
Aledo Independent School District



Public Hearing February 20, 2023

83

Department of Assessment and Accountability



Texas Academic Performance Report (TAPR)

2022 District Accountability Rating: A

2022 Campus Accountability Rating:

| | |
|-----------------------|---|
| Aledo High School | A |
| Daniel Ninth Grade | A |
| Aledo Middle School | B |
| McAnally Intermediate | B |
| Annetta Elementary | B |
| Coder Elementary | A |
| McCall Elementary | A |
| Stuard Elementary | A |
| Vandagriff Elementary | A |
| Walsh Elementary | A |

2022 Special Education Determination Status (District Only):

Meets Requirements

84



Texas Academic Performance Report (TAPR)

2022 Distinction Designations:

Annetta Elementary

ELA/Reading; Mathematics

Coder Elementary

Science; Closing the Gaps; Postsecondary Readiness

McCall Elementary

Academic Growth; Closing the Gaps

Stuard Elementary

ELA/Reading; Science; Academic Growth; Closing the Gaps; Postsecondary Readiness

Vandagriff Elementary

Closing the Gaps

Walsh Elementary

Science; Closing the Gaps; Postsecondary Readiness

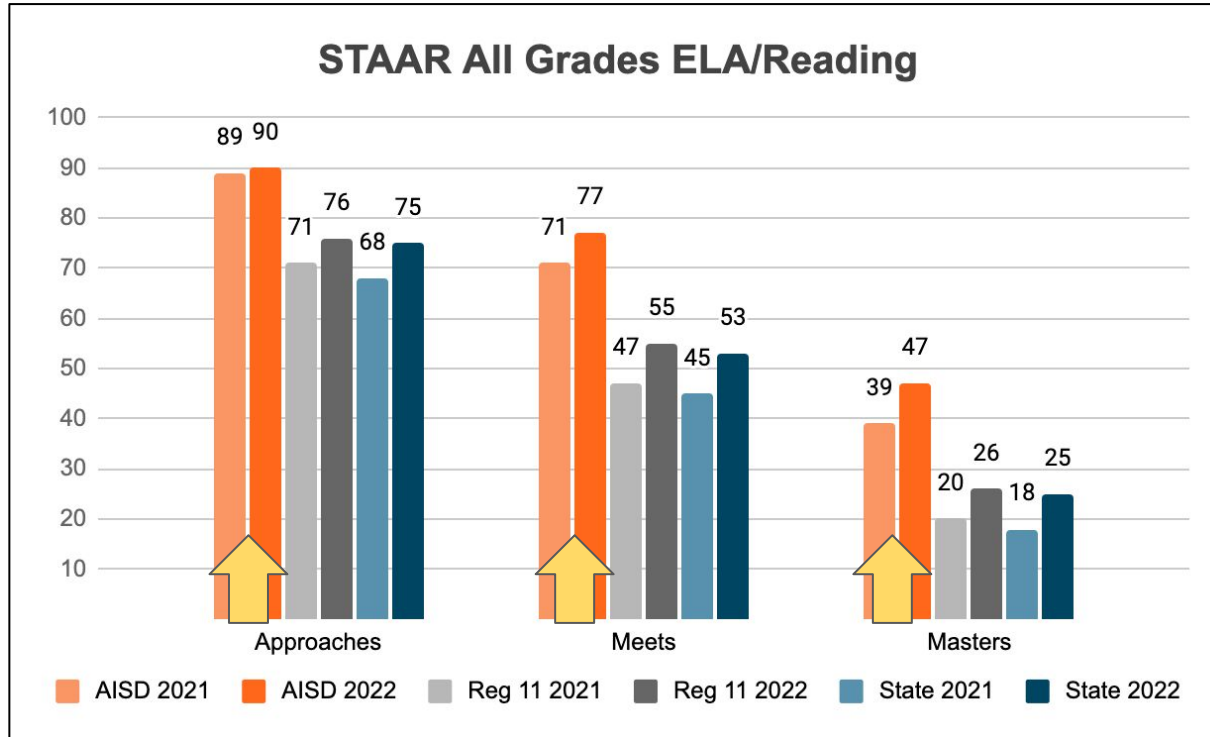
Daniel Ninth Grade

ELA/Reading; Science

85

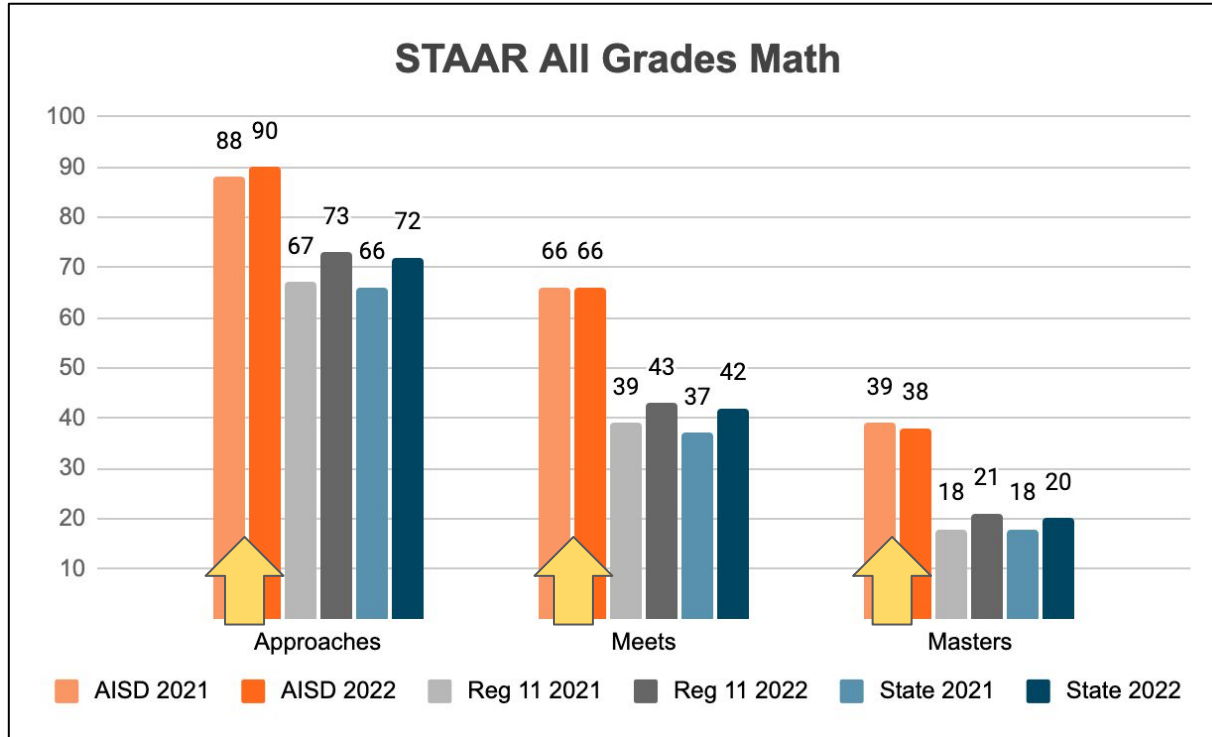


Texas Academic Performance Report (TAPR)



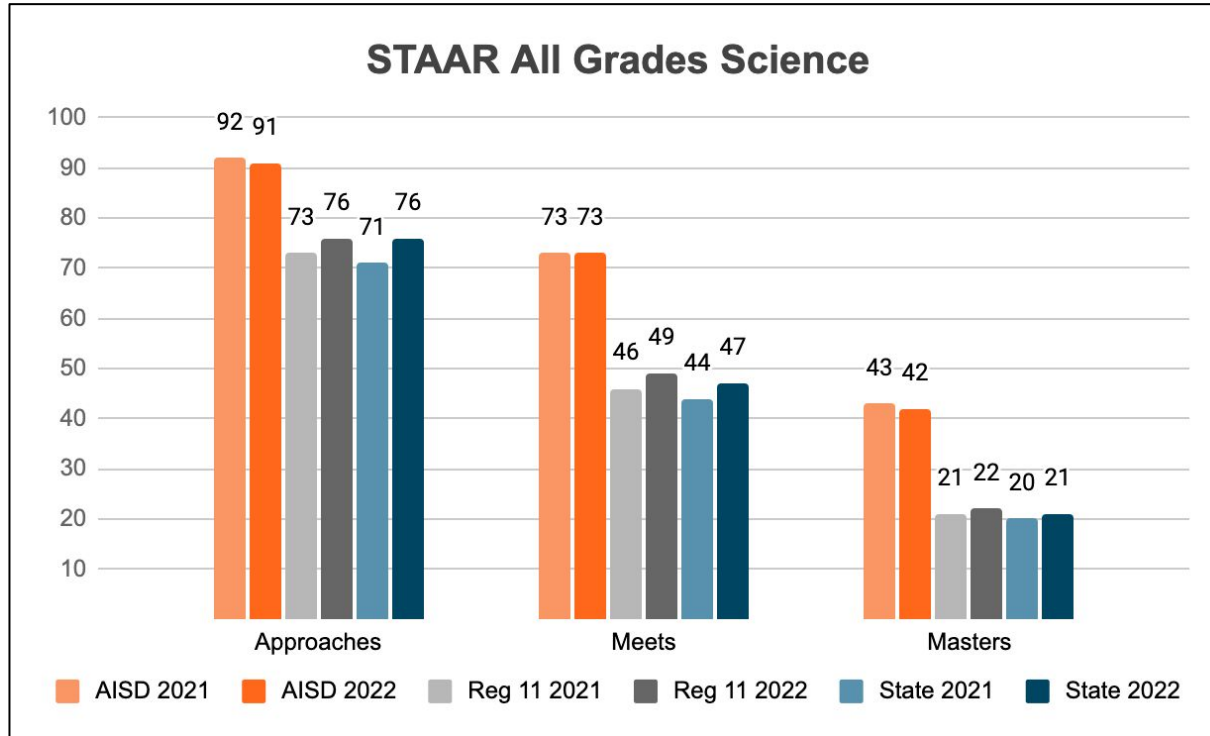


Texas Academic Performance Report (TAPR)



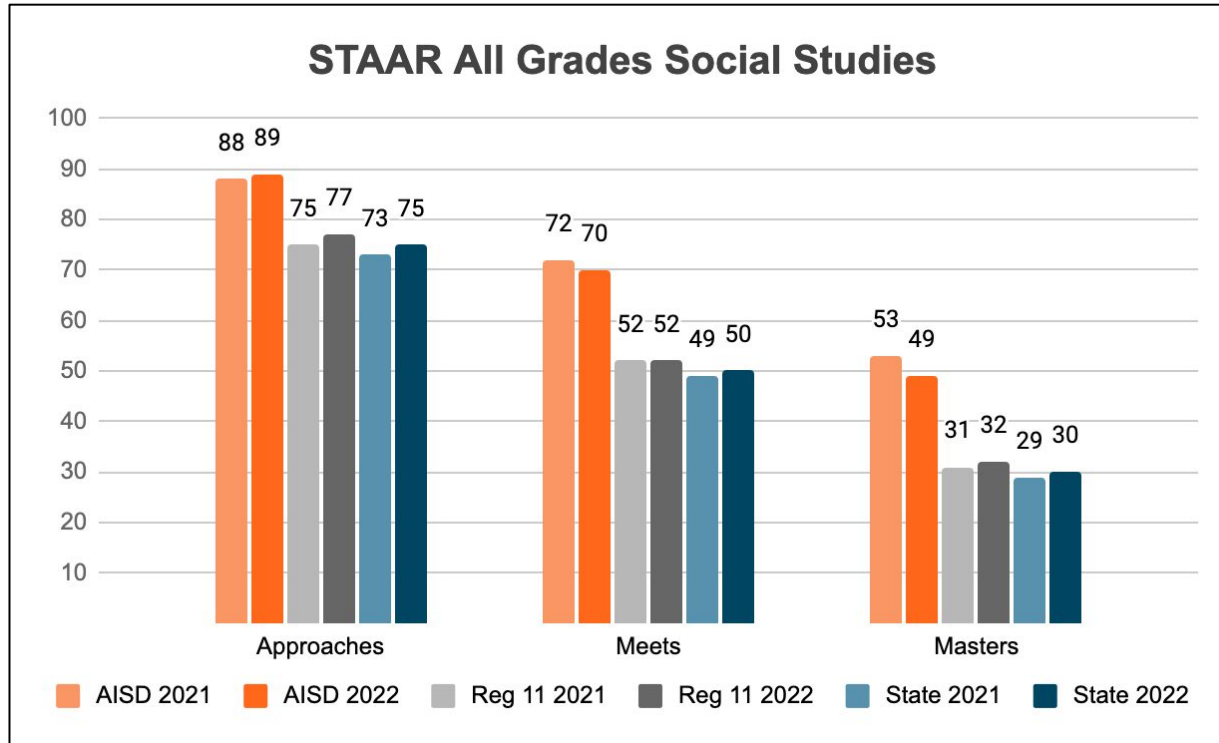


Texas Academic Performance Report (TAPR)





Texas Academic Performance Report (TAPR)



89



Texas Academic Performance Report (TAPR)

| Attendance | | | |
|------------|----------|-----------|-------|
| Year | District | Region 11 | State |
| 2020-21 | 96.3% | 95.2% | 95% |
| 2019-20 | 99.2% | 98.3% | 98.3% |

| Drop-Out Rate (9-12) | | | |
|----------------------|----------|-----------|-------|
| Year | District | Region 11 | State |
| 2020-21 | 0.3% | 2.1% | 2.4% |
| 2019-20 | 0.3% | 1.4% | 1.6% |

| Graduation | | | |
|------------|----------|-----------|-------|
| Class of | District | Region 11 | State |
| 2021 | 98.7% | 90.2% | 90% |
| 2020 | 98.4% | 90.9% | 90.3% |

| CCMR | | | |
|----------|----------|-----------|-------|
| Class of | District | Region 11 | State |
| 2021 | 72.6% | 61.8% | 65.2% |
| 2020 | 76.5% | 59.8% | 63% |

90



Texas Academic Performance Report (TAPR)

| SAT/ACT (Tested) | | | |
|------------------|----------|-----------|-------|
| Class of | District | Region 11 | State |
| 2021 | 87% | 71.9% | 70.8% |
| 2020 | 72.5% | 74.6% | 76.7% |

64 additional students

| SAT/ACT (At/Above Criterion) | | | |
|------------------------------|----------|-----------|------------------|
| Class of | District | Region 11 | State |
| 2021 | 56.1% | | 216/385 students |
| 2020 | 74.5% | | 239/321 students |



AP/IB Results (Examinees >= Criterion)

| Year | Subjects | District | Region 11 | State |
|---------|----------------|----------|-----------|-------|
| 2020-21 | All Subjects | 72.5% | 52.5% | 48.6% |
| 2019-20 | | 67.4% | 62.1% | 59% |
| 2020-21 | ELA | 76.2% | 51.3% | 42.7% |
| 2019-20 | | 67.4% | 55.9% | 50.1% |
| 2020-21 | Math | 67.4% | 53.4% | 49.4% |
| 2019-20 | | 62.4% | 56.6% | 56.5% |
| 2020-21 | Science | 52.5% | 42.4% | 41.4% |
| 2019-20 | | 58.1% | 48.1% | 47.6% |
| 2020-21 | Social Studies | 69% | 46.7% | 42.2% |
| 2019-20 | | 58% | 58.2% | 52.3% |



Advanced Course/Dual Enrollment Completion (9-12)

| Year | Subjects | District | Region 11 | State |
|---------|----------------|----------|-----------|-------|
| 2020-21 | Any Subject | 52.8% | 40.9% | 42.5% |
| 2019-20 | | 48.8% | 43.8% | 46.3% |
| 2020-21 | ELA | 17.2% | 14.7% | 16.3% |
| 2019-20 | | 17.9% | 16.1% | 18.2% |
| 2020-21 | Math | 19.8% | 18% | 19.3% |
| 2019-20 | | 20.7% | 18.4% | 20.7% |
| 2020-21 | Science | 34.1% | 20.6% | 20.6% |
| 2019-20 | | 29.9% | 22.4% | 22.4% |
| 2020-21 | Social Studies | 33.9% | 23.6% | 22.8% |
| 2019-20 | | 35.3% | 25.7% | 24.6% |



PEIMS Financial Standards Reports

2020-21 Actual Financial Data (District)

- Revenues
- Expenditures
- Disbursements
- Tax Rates
- Fund Balance

2020-21 Actual Financial Data (Campus)

- Expenditures by Object
- Expenditures by Function
- Program Expenditures by Program

2020-2021 Financial Actual Reports can be accessed from

<http://tea.texas.gov/financialstandardreports/>

94



2021-2022 District Accreditation Status

- Generally, each year TEA assigns one of four accreditation statuses to each district in the state:
 1. *Accredited*
 2. *Accredited-Warned*
 3. *Accredited-Probation*
 4. *Not Accredited-Revoked*

- In assigning an accreditation status to a district, TEA considers
 - Academic accountability ratings
 - Financial accountability ratings
 - Data integrity
 - Program-area deficiencies identified through Results Driven Accountability (RDA)

- **Due to the impact of COVID and the unique challenges faced by schools in the 2019-20 and 2020-21 school years, the Commissioner has decided not to assign accreditation statuses until the 2022-23 school year**

- **Therefore, the district was not assigned an accreditation status for 2021-22**

95



District & Campus Performance Objectives

- Campus Improvement Plans (CIP)
 - Each campus has developed and is implementing a CIP, as required by TEC §11.253
 - Each CIP includes **performance objectives** (approved by the Board) that are based on data analysis and needs assessments – including data reported in annual TAPR reports
 - Each campus **periodically measures progress** toward its performance objectives
 - Updated CIPs (which show each campus's **progress toward meeting its performance objectives**) are posted on the district's website and are available for review at the district's central office or at the applicable campus



Report on Violent or Criminal Incidents

- TEC Section 39.306 requires each district to publish, as part of its Annual Report, a report on violent or criminal incidents that occur at each campus
- The report must include
 - Number, rate and type of violent or criminal incidents that occurred on each campus (to the extent permitted under FERPA)
 - Descriptions of school violence prevention and violence intervention policies and procedures used to protect students
 - Findings from evaluations (if any) conducted under the Safe and Drug-Free Schools and Communities Act
- The district's report for the 2021-22 school year is available for review on the district's Assessment and Accountability Department webpage.
- [2021-2022 AISD Report on Violent or Criminal Incidents](#)

97



Report on Violent or Criminal Incidents

As required by TEA, the district has taken the following actions for the 2022-23 school year:

- Conduct a Summer Targeted Partial Safety Audit
- Conduct an Exterior Door Safety Audit
- Convene the district's Safety and Security Committee to review:
 - ❑ the multi-hazard emergency operations plan (EOP)
 - ❑ and, as a component of the EOP, the district's active threat plan
- Ensure all campus staff (including substitutes) are trained on their specific district and campus safety procedures
- Schedule all mandatory drills for the school year
- Ensure all threat assessment team members are trained
- Review and, as necessary, update access control procedures



Report on Violent or Criminal Incidents

Bullying Prevention

Counselor guidance lessons on topics of bullying definition, mechanisms for reporting, resiliency, responsible behavior; school-wide character program, the Positivity Project; teacher training on bullying definition and mechanisms for reporting

Human Trafficking

Training for all staff; Play It Safe Programs for middle and high school students

Child Abuse Awareness

Annual training for all staff; *Play It Safe* or *P.S. It's My Body* programs at all levels; *Play It Safe* or *P.S. It's My Body* Preview opportunity for parents at individual campuses

Police

Licensed Peace Officers (11 full-time); presence at each campus every day, including at arrival and dismissal times

Drug Awareness Prevention

Too Good For Drugs program delivered at 6th grade and 9th grade levels; counselor guidance lessons on topics including responsible behavior, interpersonal effectiveness, self-confidence, resiliency, communication skills; drug awareness program for parents

Vaping Intervention Plan-consistent consequences with educational component

STANFORD MEDICINE Tobacco Prevention Toolkit

Reporting Mechanisms for students, parents, staff

Online or paper Bullying Report

Bearcat Watch Tip Line

Crime Stoppers (7-12)

Threat Assessment Protocols

District-wide threat assessment team to evaluate and monitor threats of violence made by students

Suicide Prevention

Lifelines Suicide prevention curriculum presented to 6th grade students and SOS: Signs of Suicide prevention curriculum and screener delivered to all 7th-12th students annually

99



Student Performance in Postsecondary Institutions

Graduates Enrolled in TX Institution of Higher Education

| Year | District | Region 11 | State |
|---------|----------|-----------|-------|
| 2019-20 | 55.5% | 41.8% | 46.1% |
| 2018-19 | 60.5% | 50% | 52.6% |

2019-20 High School Graduates' Enrollment and Academic Performance in Texas Public (or Independent) Higher Education in FY 2021

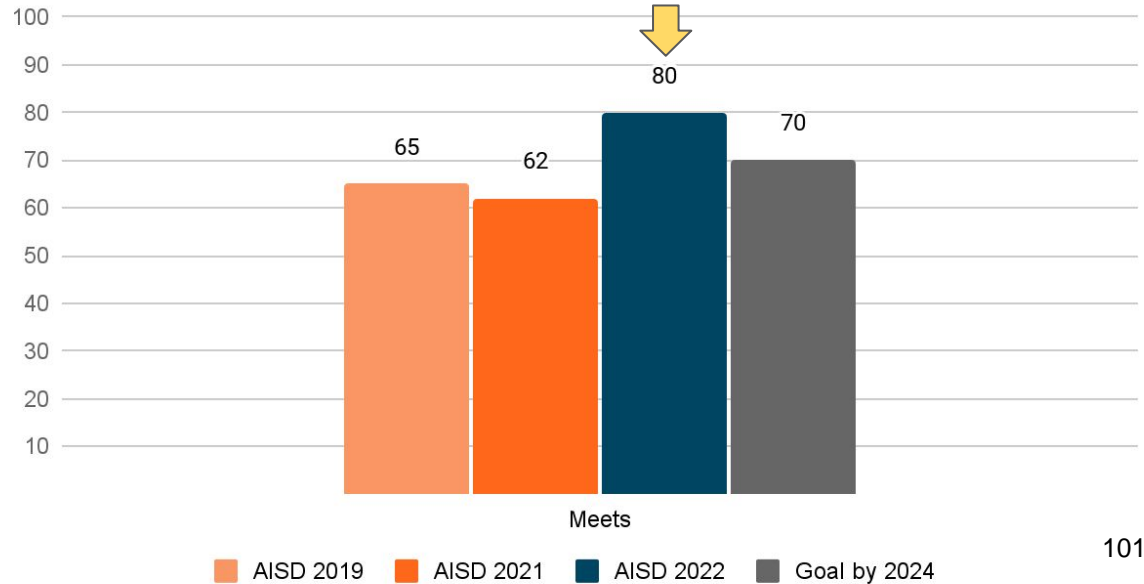
| Postsecondary Institution | Total Graduates | <2.0 | 2.0-2.49 | 2.5-2.99 | 3.0-3.49 | >3.5 | Unknown |
|-------------------------------------|-----------------|------|----------|----------|----------|------|---------|
| Four-Year Public University | 113 | 9 | 8 | 28 | 26 | 41 | 1 |
| Two-Year Public College | 113 | 23 | 12 | 18 | 26 | 29 | 5 |
| Independent Colleges & Universities | 20 | - | - | - | - | - | - |
| Non Trackable | 14 | | | | | | |
| Not Found | 183 | | | | | | |
| Total High School Graduates | 443 | | | | | | 100 |



Progress Toward HB 3 Goals

The percent of 3rd grade students that score meets grade level or above on STAAR Reading will increase from 65% to 70% by June 2024.

HB3 Goal: 3rd Grade Reading Progress

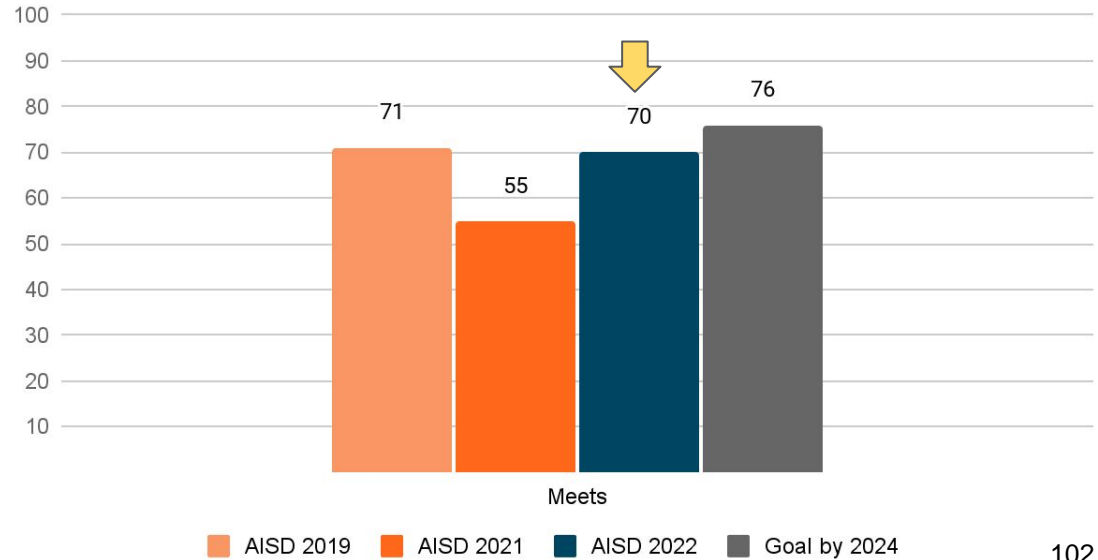




Progress Toward HB 3 Goals

The percent of 3rd grade students that score meets grade level or above on STAAR Math will increase from 71% to 76% by June 2024.

HB3 Goal: 3rd Grade Math Progress

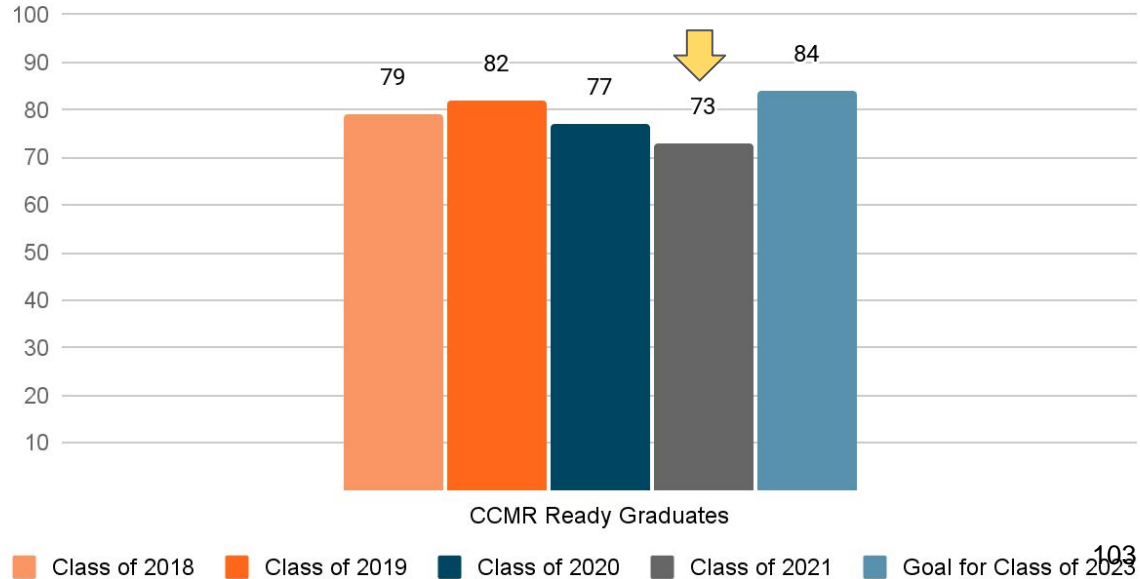




Progress Toward HB 3 Goals

The percentage of graduates that meet the criteria for CCMR will increase from 79% to 84% by August 2024.

HB3 Goal: CCMR Progress



103



TAPR Glossary

- Each year, TEA prepares and publishes a *TAPR Glossary*
- The *TAPR Glossary* provides definitions, describes methodologies, and lists sources for each data point in the TAPR
- A Spanish version of the *TAPR Glossary* is scheduled for release in late winter
- Posted on the district website under the Assessment and Accountability Department

[2021-2022 TAPR Glossary](#)

2021–22 Texas Academic Performance Report (TAPR) Glossary

Cover Page

2022 Accountability Rating: The overall rating earned by the district or campus for 2022.

2022 Special Education Determination Status (*district TAPR only*): This label represents an integrated determination level status based on an evaluation of each local educational agency's (LEA) Results Driven Accountability (RDA) indicators in the special education program area and four Federally Required Elements (FREs), which include the State Performance Plan (SPP) compliance indicators 9, 10, 11, 12, and 13; data integrity; uncorrected noncompliance; and financial audit findings. Each LEA receives one of four special education determination levels (DLs):

Meets Requirements

Needs Assistance

Needs Intervention

Needs Substantial Intervention

For additional information, please see the links below.

General Information about RDA and SPP/APR:

Results Driven Accountability (RDA): <https://tea.texas.gov/academics/special-student-populations/review-and-support/results-driven-accountability-rda>

State Performance Plan and Annual Performance Report: <https://tea.texas.gov/reports-and-data/data-submission/state-performance-plan#stateperformance>

Methodology for RDA and SPP/APR:

2022 RDA Manual: <https://tea.texas.gov/sites/default/files/2022-rda-manual.pdf>

FFY 2022 SPP/APR Methodology: <https://sites.ed.gov/idea/spp-apr-letters?selected-category=&selected-year=&state=Texas>

Data Reports for RDA and SPP/APR:

SPP/APR Data Report: <https://rptsrv1.tea.texas.gov/idea/index.html>

RDA Data Reports: <https://tea.texas.gov/student-assessment/monitoring-and-interventions/rda/results-driven-accountability-data-and-reports>

104

2021-22 Texas Academic Performance Report (TAPR)

District Name: ALEDO ISD

District Number: 184907

2022 Accountability Rating: A

2022 Special Education Determination Status:

Meets Requirements

This page is intentionally blank.

Texas Education Agency
2021-22 STAAR Performance (TAPR)
ALEDO ISD (184907) - PARKER COUNTY

| | School Year | State | Region 11 | District | African American | Hispanic | White | American Indian | Asian | Pacific Islander | Two or More Races | Special Ed (Current) | Special Ed (Former) | Continuously Enrolled | Non-Continuously Enrolled | Econ Disadv | EB / EL (Current & Monitored) |
|--|-------------|-------|-----------|------------|------------------|----------|-------|-----------------|-------|------------------|-------------------|----------------------|---------------------|-----------------------|---------------------------|-------------|-------------------------------|
| STAAR Performance Rates by Tested Grade, Subject, and Performance Level | | | | | | | | | | | | | | | | | |
| Grade 3 Reading | | | | | | | | | | | | | | | | | |
| At Approaches Grade Level or Above | 2022 | 76% | 77% | 94% | 100% | 86% | 95% | - | 100% | - | 96% | 68% | 91% | 94% | 93% | 86% | 78% |
| | 2021 | 67% | 70% | 90% | 86% | 86% | 91% | * | 100% | - | 94% | 74% | 100% | 92% | 86% | 84% | 89% |
| At Meets Grade Level or Above | 2022 | 51% | 53% | 80% | 83% | 68% | 83% | - | 100% | - | 84% | 46% | 73% | 82% | 78% | 68% | 48% |
| | 2021 | 39% | 41% | 62% | 29% | 54% | 63% | * | 83% | - | 67% | 34% | 44% | 63% | 58% | 44% | 21% |
| At Masters Grade Level | 2022 | 30% | 32% | 61% | 33% | 47% | 65% | - | 67% | - | 56% | 28% | 64% | 65% | 53% | 38% | 30% |
| | 2021 | 19% | 21% | 38% | 14% | 20% | 41% | * | 50% | - | 67% | 18% | 22% | 39% | 35% | 19% | 5% |
| Grade 3 Mathematics | | | | | | | | | | | | | | | | | |
| At Approaches Grade Level or Above | 2022 | 71% | 72% | 91% | 83% | 80% | 92% | * | 100% | - | 96% | 65% | 91% | 93% | 86% | 80% | 61% |
| | 2021 | 62% | 64% | 88% | 100% | 79% | 89% | * | 100% | - | 89% | 71% | 89% | 89% | 85% | 76% | 79% |
| At Meets Grade Level or Above | 2022 | 43% | 44% | 70% | 50% | 56% | 74% | * | 67% | - | 64% | 45% | 73% | 74% | 62% | 38% | 30% |
| | 2021 | 31% | 33% | 55% | 29% | 43% | 58% | * | 33% | - | 50% | 31% | 56% | 58% | 44% | 38% | 21% |
| At Masters Grade Level | 2022 | 21% | 22% | 43% | 33% | 32% | 45% | * | 50% | - | 48% | 23% | 55% | 47% | 35% | 21% | 22% |
| | 2021 | 14% | 15% | 28% | 14% | 19% | 29% | * | 17% | - | 44% | 16% | 22% | 30% | 20% | 14% | 11% |
| Grade 4 Reading | | | | | | | | | | | | | | | | | |
| At Approaches Grade Level or Above | 2022 | 77% | 78% | 92% | 89% | 90% | 92% | * | 100% | - | 91% | 76% | 100% | 92% | 91% | 82% | 87% |
| | 2021 | 63% | 64% | 88% | * | 79% | 90% | - | * | - | 90% | 54% | 91% | 91% | 84% | 76% | 54% |
| At Meets Grade Level or Above | 2022 | 54% | 56% | 77% | 56% | 73% | 78% | * | 86% | - | 73% | 44% | 75% | 77% | 76% | 55% | 52% |
| | 2021 | 36% | 38% | 65% | * | 51% | 69% | - | * | - | 60% | 32% | 73% | 69% | 59% | 34% | 23% |
| At Masters Grade Level | 2022 | 28% | 30% | 50% | 33% | 40% | 52% | * | 57% | - | 50% | 20% | 50% | 49% | 51% | 32% | 30% |
| | 2021 | 17% | 19% | 38% | * | 29% | 41% | - | * | - | 25% | 10% | 36% | 43% | 30% | 11% | 8% |
| Grade 4 Mathematics | | | | | | | | | | | | | | | | | |
| At Approaches Grade Level or Above | 2022 | 70% | 70% | 93% | 100% | 89% | 93% | * | 100% | - | 100% | 80% | 100% | 93% | 92% | 86% | 87% |
| | 2021 | 59% | 61% | 86% | * | 72% | 89% | - | * | - | 90% | 49% | 100% | 88% | 82% | 71% | 42% |
| At Meets Grade Level or Above | 2022 | 43% | 44% | 71% | 44% | 64% | 73% | * | 86% | - | 73% | 43% | 67% | 73% | 68% | 50% | 43% |
| | 2021 | 36% | 38% | 62% | * | 51% | 65% | - | * | - | 67% | 30% | 91% | 67% | 56% | 39% | 23% |
| At Masters Grade Level | 2022 | 23% | 24% | 47% | 22% | 36% | 50% | * | 29% | - | 50% | 27% | 58% | 50% | 42% | 35% | 4% |
| | 2021 | 21% | 23% | 43% | * | 38% | 44% | - | * | - | 43% | 21% | 55% | 48% | 37% | 22% | 19% |
| Grade 5 Reading | | | | | | | | | | | | | | | | | |

107

Texas Education Agency
2021-22 STAAR Performance (TAPR)
ALEDO ISD (184907) - PARKER COUNTY

| | School Year | State | Region 11 | District | African American | Hispanic | White | American Indian | Asian | Pacific Islander | Two or More Races | Special Ed (Current) | Special Ed (Former) | Continuously Enrolled | Non-Continuously Enrolled | Econ Disadv | EB / EL (Current & Monitored) |
|------------------------------------|-------------|-------|-----------|------------|------------------|----------|-------|-----------------|-------|------------------|-------------------|----------------------|---------------------|-----------------------|---------------------------|-------------|-------------------------------|
| At Approaches Grade Level or Above | 2022 | 81% | 82% | 91% | 100% | 84% | 92% | - | * | - | 88% | 60% | 100% | 93% | 87% | 80% | 54% |
| | 2021 | 73% | 74% | 91% | * | 87% | 91% | * | * | - | 100% | 63% | 78% | 93% | 88% | 77% | 68% |
| At Meets Grade Level or Above | 2022 | 58% | 59% | 75% | 71% | 64% | 78% | - | * | - | 67% | 40% | 100% | 79% | 68% | 53% | 31% |
| | 2021 | 46% | 48% | 74% | * | 65% | 76% | * | * | - | 80% | 39% | 56% | 76% | 70% | 48% | 37% |
| At Masters Grade Level | 2022 | 36% | 38% | 55% | 29% | 47% | 58% | - | * | - | 46% | 21% | 69% | 60% | 46% | 27% | 23% |
| | 2021 | 30% | 31% | 55% | * | 42% | 58% | * | * | - | 60% | 18% | 22% | 57% | 51% | 28% | 16% |
| Grade 5 Mathematics | | | | | | | | | | | | | | | | | |
| At Approaches Grade Level or Above | 2022 | 77% | 77% | 92% | 100% | 86% | 94% | - | * | - | 96% | 69% | 94% | 95% | 87% | 81% | 62% |
| | 2021 | 70% | 70% | 90% | * | 91% | 89% | * | * | - | 100% | 62% | 67% | 92% | 85% | 73% | 68% |
| At Meets Grade Level or Above | 2022 | 48% | 48% | 68% | 71% | 58% | 72% | - | * | - | 58% | 37% | 81% | 73% | 61% | 44% | 27% |
| | 2021 | 44% | 45% | 74% | * | 65% | 75% | * | * | - | 85% | 38% | 44% | 77% | 67% | 48% | 37% |
| At Masters Grade Level | 2022 | 25% | 24% | 41% | 71% | 29% | 44% | - | * | - | 29% | 15% | 50% | 48% | 29% | 20% | 12% |
| | 2021 | 25% | 26% | 55% | * | 40% | 57% | * | * | - | 75% | 24% | 22% | 60% | 46% | 25% | 108 26% |
| Grade 5 Science | | | | | | | | | | | | | | | | | |
| At Approaches Grade Level or Above | 2022 | 66% | 68% | 85% | 86% | 77% | 88% | - | * | - | 82% | 55% | 93% | 90% | 78% | 73% | 58% |
| | 2021 | 62% | 64% | 89% | * | 84% | 90% | * | * | - | 100% | 56% | 75% | 91% | 86% | 70% | 58% |
| At Meets Grade Level or Above | 2022 | 38% | 40% | 60% | 57% | 48% | 64% | - | * | - | 55% | 30% | 87% | 66% | 50% | 38% | 27% |
| | 2021 | 31% | 33% | 64% | * | 47% | 68% | * | * | - | 75% | 34% | 50% | 67% | 60% | 36% | 16% |
| At Masters Grade Level | 2022 | 18% | 18% | 32% | 14% | 27% | 33% | - | * | - | 27% | 14% | 60% | 36% | 25% | 18% | 12% |
| | 2021 | 13% | 14% | 36% | * | 23% | 39% | * | * | - | 45% | 14% | 0% | 40% | 29% | 16% | 11% |
| Grade 6 Reading | | | | | | | | | | | | | | | | | |
| At Approaches Grade Level or Above | 2022 | 70% | 72% | 87% | * | 86% | 87% | 80% | 100% | - | 83% | 48% | 92% | 89% | 83% | 63% | 61% |
| | 2021 | 62% | 65% | 87% | 100% | 83% | 88% | * | * | - | 75% | 47% | 100% | 87% | 85% | 67% | 67% |
| At Meets Grade Level or Above | 2022 | 43% | 45% | 71% | * | 57% | 75% | 80% | 80% | - | 67% | 26% | 67% | 74% | 66% | 33% | 35% |
| | 2021 | 32% | 34% | 61% | 71% | 52% | 64% | * | * | - | 54% | 25% | 57% | 64% | 57% | 41% | 33% |
| At Masters Grade Level | 2022 | 23% | 24% | 45% | * | 38% | 45% | 20% | 80% | - | 54% | 7% | 50% | 45% | 43% | 17% | 22% |
| | 2021 | 15% | 16% | 32% | 29% | 21% | 35% | * | * | - | 21% | 11% | 14% | 37% | 24% | 17% | 17% |
| Grade 6 Mathematics | | | | | | | | | | | | | | | | | |
| At Approaches Grade Level or Above | 2022 | 73% | 75% | 93% | * | 91% | 94% | 100% | 100% | - | 88% | 62% | 100% | 94% | 92% | 83% | 83% |
| | 2021 | 68% | 70% | 93% | 100% | 92% | 93% | * | * | - | 89% | 67% | 100% | 94% | 92% | 83% | 92% |

Texas Education Agency
2021-22 STAAR Performance (TAPR)
ALEDO ISD (184907) - PARKER COUNTY

| | School Year | State | Region 11 | District | African American | Hispanic | White | American Indian | Asian | Pacific Islander | Two or More Races | Special Ed (Current) | Special Ed (Former) | Continuously Enrolled | Non-Continuously Enrolled | Econ Disadv | EB / EL (Current & Monitored) |
|------------------------------------|-------------|-------|-----------|------------|------------------|----------|-------|-----------------|-------|------------------|-------------------|----------------------|---------------------|-----------------------|---------------------------|-------------|-------------------------------|
| At Meets Grade Level or Above | 2022 | 39% | 42% | 70% | * | 56% | 72% | 20% | 80% | - | 79% | 29% | 67% | 72% | 67% | 41% | 35% |
| | 2021 | 36% | 39% | 72% | 57% | 62% | 75% | * | * | - | 75% | 31% | 71% | 75% | 68% | 47% | 58% |
| At Masters Grade Level | 2022 | 16% | 18% | 39% | * | 26% | 41% | 0% | 60% | - | 58% | 16% | 25% | 42% | 35% | 15% | 13% |
| | 2021 | 15% | 17% | 43% | 14% | 31% | 47% | * | * | - | 39% | 9% | 14% | 46% | 39% | 17% | 17% |
| Grade 7 Reading | | | | | | | | | | | | | | | | | |
| At Approaches Grade Level or Above | 2022 | 80% | 81% | 92% | 100% | 88% | 94% | * | * | - | 76% | 65% | 100% | 93% | 91% | 75% | 67% |
| | 2021 | 69% | 72% | 86% | 69% | 71% | 91% | * | * | - | 78% | 36% | 92% | 88% | 84% | 71% | 58% |
| At Meets Grade Level or Above | 2022 | 56% | 58% | 78% | 100% | 72% | 80% | * | * | - | 69% | 38% | 74% | 79% | 77% | 64% | 58% |
| | 2021 | 45% | 48% | 70% | 62% | 48% | 76% | * | * | - | 59% | 19% | 69% | 70% | 70% | 51% | 33% |
| At Masters Grade Level | 2022 | 37% | 39% | 59% | 56% | 46% | 62% | * | * | - | 55% | 10% | 42% | 61% | 54% | 32% | 33% |
| | 2021 | 25% | 27% | 46% | 31% | 31% | 50% | * | * | - | 33% | 4% | 31% | 49% | 40% | 22% | 17% |
| Grade 7 Mathematics | | | | | | | | | | | | | | | | | |
| At Approaches Grade Level or Above | 2022 | 61% | 61% | 70% | * | 67% | 71% | * | * | - | 65% | 43% | 64% | 69% | 71% | 57% | 109 63% |
| | 2021 | 55% | 56% | 84% | 69% | 66% | 89% | * | * | - | 78% | 30% | 85% | 86% | 81% | 64% | 48% |
| At Meets Grade Level or Above | 2022 | 31% | 31% | 30% | * | 27% | 31% | * | * | - | 24% | 19% | 29% | 32% | 27% | 17% | 0% |
| | 2021 | 27% | 27% | 63% | 38% | 40% | 68% | * | * | - | 63% | 8% | 77% | 67% | 53% | 35% | 12% |
| At Masters Grade Level | 2022 | 13% | 12% | 11% | * | 12% | 11% | * | * | - | 6% | 11% | 7% | 12% | 10% | 8% | 0% |
| | 2021 | 12% | 11% | 42% | 23% | 22% | 47% | * | * | - | 44% | 2% | 46% | 48% | 28% | 12% | 4% |
| Grade 8 Reading | | | | | | | | | | | | | | | | | |
| At Approaches Grade Level or Above | 2022 | 83% | 84% | 92% | 76% | 86% | 95% | * | * | - | 87% | 45% | 92% | 94% | 88% | 80% | 65% |
| | 2021 | 73% | 75% | 92% | * | 90% | 92% | * | * | - | 95% | 61% | 89% | 92% | 93% | 81% | 82% |
| At Meets Grade Level or Above | 2022 | 58% | 59% | 79% | 59% | 69% | 82% | * | * | - | 83% | 24% | 75% | 81% | 73% | 55% | 52% |
| | 2021 | 46% | 48% | 75% | * | 69% | 76% | * | * | - | 82% | 34% | 67% | 77% | 70% | 58% | 55% |
| At Masters Grade Level | 2022 | 37% | 38% | 58% | 29% | 50% | 62% | * | * | - | 57% | 4% | 67% | 61% | 50% | 30% | 26% |
| | 2021 | 21% | 21% | 43% | * | 35% | 44% | * | * | - | 50% | 9% | 44% | 47% | 35% | 24% | 14% |
| Grade 8 Mathematics | | | | | | | | | | | | | | | | | |
| At Approaches Grade Level or Above | 2022 | 71% | 72% | 86% | 71% | 81% | 89% | * | * | - | 87% | 26% | 90% | 88% | 84% | 67% | 54% |
| | 2021 | 62% | 62% | 84% | * | 75% | 86% | * | * | - | 86% | 51% | 88% | 86% | 81% | 69% | 75% |
| At Meets Grade Level or Above | 2022 | 40% | 39% | 58% | 29% | 45% | 63% | * | * | - | 55% | 6% | 70% | 59% | 55% | 29% | 23% |
| | 2021 | 36% | 37% | 64% | * | 49% | 69% | * | * | - | 50% | 33% | 88% | 66% | 61% | 39% | 50% |

Texas Education Agency
2021-22 STAAR Performance (TAPR)
ALEDO ISD (184907) - PARKER COUNTY

| | School Year | State | Region 11 | District | African American | Hispanic | White | American Indian | Asian | Pacific Islander | Two or More Races | Special Ed (Current) | Special Ed (Former) | Continuously Enrolled | Non-Continuously Enrolled | Econ Disadv | EB / EL (Current & Monitored) |
|------------------------------------|-------------|-------|-----------|------------|------------------|----------|-------|-----------------|-------|------------------|-------------------|----------------------|---------------------|-----------------------|---------------------------|-------------|-------------------------------|
| At Masters Grade Level | 2022 | 14% | 14% | 23% | 10% | 16% | 26% | * | * | - | 23% | 2% | 30% | 23% | 24% | 11% | 4% |
| | 2021 | 11% | 11% | 17% | * | 8% | 20% | * | * | - | 14% | 12% | 25% | 19% | 13% | 10% | 5% |
| Grade 8 Science | | | | | | | | | | | | | | | | | |
| At Approaches Grade Level or Above | 2022 | 74% | 75% | 89% | 76% | 77% | 92% | * | * | - | 87% | 27% | 100% | 91% | 83% | 73% | 57% |
| | 2021 | 68% | 70% | 92% | * | 88% | 93% | * | * | - | 91% | 55% | 100% | 94% | 89% | 85% | 81% |
| At Meets Grade Level or Above | 2022 | 45% | 46% | 70% | 29% | 53% | 76% | * | * | - | 63% | 18% | 83% | 74% | 60% | 32% | 17% |
| | 2021 | 43% | 45% | 73% | * | 60% | 76% | * | * | - | 77% | 34% | 89% | 75% | 69% | 48% | 38% |
| At Masters Grade Level | 2022 | 24% | 24% | 44% | 18% | 26% | 50% | * | * | - | 30% | 6% | 75% | 48% | 32% | 15% | 4% |
| | 2021 | 24% | 24% | 47% | * | 30% | 50% | * | * | - | 64% | 14% | 56% | 48% | 45% | 19% | 24% |
| Grade 8 Social Studies | | | | | | | | | | | | | | | | | |
| At Approaches Grade Level or Above | 2022 | 61% | 64% | 82% | 59% | 68% | 87% | * | * | - | 77% | 33% | 92% | 85% | 76% | 62% | 39% |
| | 2021 | 57% | 60% | 80% | * | 72% | 82% | * | * | - | 82% | 56% | 89% | 83% | 74% | 63% | 48% |
| At Meets Grade Level or Above | 2022 | 31% | 33% | 52% | 35% | 33% | 57% | * | * | - | 50% | 8% | 67% | 56% | 41% | 23% | 110 0% |
| | 2021 | 28% | 31% | 54% | * | 44% | 56% | * | * | - | 55% | 37% | 89% | 58% | 46% | 37% | 14% |
| At Masters Grade Level | 2022 | 18% | 20% | 33% | 18% | 22% | 36% | * | * | - | 37% | 0% | 50% | 36% | 25% | 17% | 0% |
| | 2021 | 14% | 15% | 33% | * | 22% | 35% | * | * | - | 45% | 14% | 22% | 37% | 25% | 18% | 10% |
| End of Course English I | | | | | | | | | | | | | | | | | |
| At Approaches Grade Level or Above | 2022 | 65% | 68% | 88% | 50% | 83% | 89% | * | 100% | - | 92% | 43% | 83% | 89% | 86% | 63% | 68% |
| | 2021 | 67% | 71% | 85% | 72% | 78% | 87% | * | * | - | 95% | 40% | 92% | 89% | 78% | 68% | 63% |
| At Meets Grade Level or Above | 2022 | 47% | 50% | 79% | 20% | 73% | 80% | * | 100% | - | 88% | 28% | 67% | 80% | 76% | 53% | 59% |
| | 2021 | 50% | 55% | 75% | 50% | 59% | 80% | * | * | - | 81% | 19% | 75% | 80% | 64% | 47% | 44% |
| At Masters Grade Level | 2022 | 11% | 11% | 30% | 20% | 22% | 31% | * | 60% | - | 54% | 8% | 17% | 32% | 26% | 12% | 5% |
| | 2021 | 12% | 15% | 31% | 11% | 16% | 33% | * | * | - | 48% | 0% | 33% | 34% | 24% | 8% | 13% |
| End of Course English II | | | | | | | | | | | | | | | | | |
| At Approaches Grade Level or Above | 2022 | 72% | 74% | 88% | 69% | 89% | 88% | * | 80% | - | 100% | 43% | 80% | 88% | 87% | 73% | 53% |
| | 2021 | 71% | 73% | 91% | 100% | 82% | 93% | * | 86% | * | 100% | 44% | 90% | 92% | 89% | 77% | 53% |
| At Meets Grade Level or Above | 2022 | 55% | 58% | 77% | 69% | 69% | 78% | * | 80% | - | 95% | 18% | 80% | 78% | 75% | 58% | 27% |
| | 2021 | 57% | 60% | 83% | 88% | 77% | 83% | * | 71% | * | 94% | 26% | 70% | 83% | 81% | 68% | 41% |

Texas Education Agency
2021-22 STAAR Performance (TAPR)
ALEDO ISD (184907) - PARKER COUNTY

| | School Year | State | Region 11 | District | African American | Hispanic | White | American Indian | Asian | Pacific Islander | Two or More Races | Special Ed (Current) | Special Ed (Former) | Continuously Enrolled | Non-Continuously Enrolled | Econ Disadv | EB / EL (Current & Monitored) |
|------------------------------------|-------------|-------|-----------|------------|------------------|----------|-------|-----------------|-------|------------------|-------------------|----------------------|---------------------|-----------------------|---------------------------|-------------|-------------------------------|
| At Masters Grade Level | 2022 | 9% | 9% | 22% | 0% | 9% | 25% | * | 40% | - | 24% | 0% | 20% | 24% | 16% | 6% | 0% |
| | 2021 | 11% | 12% | 31% | 13% | 28% | 32% | * | 43% | * | 24% | 0% | 0% | 33% | 25% | 15% | 6% |
| End of Course Algebra I | | | | | | | | | | | | | | | | | |
| At Approaches Grade Level or Above | 2022 | 76% | 75% | 92% | 89% | 86% | 93% | * | * | - | 92% | 64% | 89% | 94% | 86% | 75% | 81% |
| | 2021 | 73% | 74% | 90% | 77% | 86% | 91% | - | * | - | 95% | 53% | 86% | 91% | 87% | 77% | 88% |
| At Meets Grade Level or Above | 2022 | 43% | 44% | 70% | 44% | 55% | 73% | * | * | - | 84% | 26% | 72% | 73% | 61% | 35% | 48% |
| | 2021 | 41% | 43% | 67% | 31% | 53% | 71% | - | * | - | 77% | 18% | 57% | 70% | 60% | 43% | 38% |
| At Masters Grade Level | 2022 | 27% | 28% | 50% | 11% | 29% | 54% | * | * | - | 64% | 5% | 56% | 53% | 40% | 14% | 24% |
| | 2021 | 23% | 25% | 43% | 15% | 35% | 44% | - | * | - | 64% | 0% | 29% | 46% | 37% | 18% | 13% |
| End of Course Biology | | | | | | | | | | | | | | | | | |
| At Approaches Grade Level or Above | 2022 | 83% | 84% | 98% | 100% | 97% | 98% | * | 100% | - | 100% | 81% | 100% | 99% | 96% | 95% | 95% |
| | 2021 | 82% | 83% | 95% | 88% | 93% | 96% | * | * | - | 95% | 69% | 100% | 96% | 92% | 83% | 80% |
| At Meets Grade Level or Above | 2022 | 55% | 57% | 87% | 29% | 83% | 88% | * | 100% | - | 96% | 40% | 75% | 89% | 81% | 65% | 111 65% |
| | 2021 | 55% | 58% | 81% | 65% | 71% | 84% | * | * | - | 90% | 36% | 100% | 86% | 72% | 60% | 53% |
| At Masters Grade Level | 2022 | 21% | 24% | 52% | 14% | 42% | 54% | * | 60% | - | 54% | 8% | 33% | 53% | 50% | 26% | 15% |
| | 2021 | 22% | 23% | 44% | 24% | 24% | 47% | * | * | - | 67% | 8% | 60% | 48% | 35% | 19% | 27% |
| End of Course U.S. History | | | | | | | | | | | | | | | | | |
| At Approaches Grade Level or Above | 2022 | 89% | 90% | 96% | 89% | 94% | 97% | * | 90% | - | 100% | 65% | 84% | 97% | 94% | 93% | 85% |
| | 2021 | 88% | 90% | 97% | 89% | 96% | 98% | - | * | - | 100% | 68% | 67% | 98% | 96% | 86% | 89% |
| At Meets Grade Level or Above | 2022 | 68% | 70% | 89% | 89% | 81% | 91% | * | 90% | - | 100% | 48% | 68% | 90% | 84% | 82% | 46% |
| | 2021 | 69% | 72% | 91% | 89% | 85% | 93% | - | * | - | 92% | 55% | 33% | 92% | 88% | 73% | 44% |
| At Masters Grade Level | 2022 | 42% | 44% | 66% | 56% | 60% | 69% | * | 60% | - | 73% | 9% | 37% | 68% | 60% | 39% | 31% |
| | 2021 | 43% | 46% | 75% | 67% | 58% | 79% | - | * | - | 83% | 41% | 33% | 78% | 69% | 41% | 11% |
| SAT/ACT All Subjects | | | | | | | | | | | | | | | | | |
| At Approaches Grade Level or Above | 2022 | 92% | 94% | 99% | * | 100% | 100% | - | * | - | * | - | - | 100% | 91% | 100% | - |
| | 2021 | 95% | 96% | 99% | * | 100% | 99% | * | * | - | * | - | * | 100% | 92% | 100% | - |
| At Meets Grade Level or Above | 2022 | 64% | 66% | 94% | * | 94% | 95% | - | * | - | * | - | - | 98% | 55% | 88% | - |
| | 2021 | 69% | 73% | 96% | * | 93% | 96% | * | * | - | * | - | * | 99% | 69% | 83% | - |

Texas Education Agency
2021-22 STAAR Performance (TAPR)
ALEDO ISD (184907) - PARKER COUNTY

| | School Year | State | Region 11 | District | African American | Hispanic | White | American Indian | Asian | Pacific Islander | Two or More Races | Special Ed (Current) | Special Ed (Former) | Continuously Enrolled | Non-Continuously Enrolled | Econ Disadv | EB / EL (Current & Monitored) |
|------------------------------------|-------------|-------|-----------|------------|------------------|----------|-------|-----------------|-------|------------------|-------------------|----------------------|---------------------|-----------------------|---------------------------|-------------|-------------------------------|
| At Masters Grade Level | 2022 | 13% | 12% | 26% | * | 0% | 31% | - | * | - | * | - | - | 28% | 0% | 25% | - |
| | 2021 | 14% | 15% | 25% | * | 0% | 30% | * | * | - | * | - | * | 26% | 15% | 0% | - |
| All Grades All Subjects | | | | | | | | | | | | | | | | | |
| At Approaches Grade Level or Above | 2022 | 74% | 75% | 90% | 81% | 85% | 92% | 89% | 97% | - | 89% | 57% | 92% | 92% | 87% | 76% | 67% |
| | 2021 | 67% | 69% | 88% | 85% | 81% | 90% | 85% | 96% | * | 89% | 53% | 89% | 90% | 85% | 73% | 64% |
| At Meets Grade Level or Above | 2022 | 48% | 50% | 72% | 53% | 61% | 75% | 61% | 83% | - | 72% | 31% | 73% | 75% | 66% | 46% | 36% |
| | 2021 | 41% | 44% | 68% | 56% | 55% | 71% | 65% | 82% | * | 69% | 29% | 67% | 71% | 61% | 44% | 30% |
| At Masters Grade Level | 2022 | 23% | 24% | 43% | 25% | 33% | 46% | 33% | 56% | - | 45% | 12% | 46% | 46% | 38% | 21% | 15% |
| | 2021 | 18% | 20% | 39% | 22% | 27% | 41% | 35% | 62% | * | 43% | 11% | 28% | 42% | 32% | 17% | 12% |
| All Grades ELA/Reading | | | | | | | | | | | | | | | | | |
| At Approaches Grade Level or Above | 2022 | 75% | 76% | 90% | 81% | 86% | 92% | 92% | 97% | - | 88% | 57% | 93% | 91% | 88% | 75% | 67% |
| | 2021 | 68% | 71% | 89% | 84% | 82% | 90% | 86% | 94% | * | 90% | 53% | 91% | 90% | 86% | 75% | 66% |
| At Meets Grade Level or Above | 2022 | 53% | 55% | 77% | 64% | 68% | 79% | 77% | 89% | - | 78% | 34% | 77% | 79% | 73% | 54% | 45% |
| | 2021 | 45% | 47% | 71% | 60% | 59% | 73% | 79% | 81% | * | 71% | 29% | 65% | 73% | 65% | 49% | 35% |
| At Masters Grade Level | 2022 | 25% | 26% | 47% | 28% | 38% | 50% | 31% | 61% | - | 50% | 13% | 48% | 49% | 43% | 24% | 22% |
| | 2021 | 18% | 20% | 39% | 21% | 28% | 42% | 36% | 65% | * | 40% | 10% | 26% | 42% | 33% | 18% | 12% |
| All Grades Mathematics | | | | | | | | | | | | | | | | | |
| At Approaches Grade Level or Above | 2022 | 72% | 73% | 90% | 85% | 84% | 91% | 93% | 96% | - | 90% | 59% | 89% | 91% | 87% | 76% | 70% |
| | 2021 | 66% | 67% | 88% | 84% | 81% | 90% | 83% | 100% | - | 90% | 55% | 88% | 90% | 85% | 74% | 66% |
| At Meets Grade Level or Above | 2022 | 42% | 43% | 66% | 48% | 54% | 69% | 50% | 79% | - | 65% | 30% | 66% | 69% | 59% | 38% | 32% |
| | 2021 | 37% | 39% | 66% | 43% | 53% | 70% | 58% | 76% | - | 69% | 27% | 71% | 70% | 59% | 42% | 31% |
| At Masters Grade Level | 2022 | 20% | 21% | 38% | 24% | 26% | 41% | 36% | 50% | - | 40% | 15% | 41% | 41% | 32% | 18% | 12% |
| | 2021 | 18% | 18% | 39% | 18% | 28% | 42% | 33% | 48% | - | 47% | 12% | 32% | 42% | 33% | 17% | 13% |
| All Grades Science | | | | | | | | | | | | | | | | | |
| At Approaches Grade Level or Above | 2022 | 76% | 76% | 91% | 84% | 84% | 93% | * | 100% | - | 89% | 55% | 97% | 93% | 86% | 80% | 68% |
| | 2021 | 71% | 73% | 92% | 91% | 88% | 93% | 80% | 100% | - | 95% | 59% | 93% | 94% | 89% | 80% | 73% |
| At Meets Grade Level or Above | 2022 | 47% | 49% | 73% | 35% | 61% | 76% | * | 80% | - | 71% | 29% | 82% | 77% | 63% | 45% | 35% |
| | 2021 | 44% | 46% | 73% | 73% | 59% | 76% | 40% | 90% | - | 81% | 35% | 81% | 76% | 67% | 49% | 35% |

112

Texas Education Agency
2021-22 STAAR Performance (TAPR)
ALEDO ISD (184907) - PARKER COUNTY

| | School Year | State | Region 11 | District | African American | Hispanic | White | American Indian | Asian | Pacific Islander | Two or More Races | Special Ed (Current) | Special Ed (Former) | Continuously Enrolled | Non-Continuously Enrolled | Econ Disadv | EB / EL (Current & Monitored) |
|--|-------------|-------|-----------|------------|------------------|----------|-------|-----------------|-------|------------------|-------------------|----------------------|---------------------|-----------------------|---------------------------|-------------|-------------------------------|
| At Masters Grade Level | 2022 | 21% | 22% | 42% | 16% | 31% | 46% | * | 60% | - | 37% | 9% | 56% | 46% | 35% | 19% | 10% |
| | 2021 | 20% | 21% | 43% | 27% | 26% | 45% | 40% | 80% | - | 59% | 12% | 41% | 46% | 36% | 18% | 20% |
| All Grades Social Studies | | | | | | | | | | | | | | | | | |
| At Approaches Grade Level or Above | 2022 | 75% | 77% | 89% | 69% | 80% | 92% | 80% | 92% | - | 87% | 43% | 87% | 91% | 83% | 75% | 56% |
| | 2021 | 73% | 75% | 88% | 92% | 82% | 89% | * | 100% | - | 88% | 60% | 80% | 90% | 84% | 73% | 60% |
| At Meets Grade Level or Above | 2022 | 50% | 52% | 70% | 54% | 55% | 74% | 40% | 77% | - | 71% | 20% | 68% | 73% | 59% | 47% | 17% |
| | 2021 | 49% | 52% | 72% | 83% | 62% | 74% | * | 100% | - | 68% | 43% | 67% | 75% | 65% | 53% | 23% |
| At Masters Grade Level | 2022 | 30% | 32% | 49% | 31% | 40% | 52% | 20% | 54% | - | 52% | 3% | 42% | 52% | 40% | 26% | 11% |
| | 2021 | 29% | 31% | 53% | 58% | 37% | 56% | * | 86% | - | 59% | 23% | 27% | 57% | 45% | 28% | 10% |
| STAAR Performance Rates by Enrolled Grade at Meets Grade Level or Above | | | | | | | | | | | | | | | | | |
| 3rd Graders | | | | | | | | | | | | | | | | | |
| Reading and Mathematics | 2022 | 36% | 38% | 65% | 33% | 52% | 69% | - | 67% | - | 64% | 39% | 64% | 70% | 56% | 34% | 26% |
| | 2021 | 24% | 26% | 46% | 29% | 36% | 49% | * | 33% | - | 50% | 24% | 44% | 50% | 36% | 29% | 11% |
| Reading and Mathematics Including EOC | 2022 | 36% | 38% | 65% | 33% | 52% | 69% | - | 67% | - | 64% | 39% | 64% | 70% | 56% | 34% | 26% |
| | 2021 | 24% | 26% | 46% | 29% | 36% | 49% | * | 33% | - | 50% | 24% | 44% | 50% | 36% | 29% | 11% |
| Reading Including EOC | 2022 | 51% | 53% | 80% | 83% | 68% | 83% | - | 100% | - | 84% | 46% | 73% | 82% | 78% | 68% | 48% |
| | 2021 | 38% | 41% | 62% | 29% | 54% | 63% | * | 83% | - | 67% | 34% | 44% | 63% | 58% | 44% | 21% |
| Math Including EOC | 2022 | 43% | 44% | 70% | 50% | 56% | 74% | * | 67% | - | 64% | 45% | 73% | 74% | 62% | 38% | 30% |
| | 2021 | 31% | 33% | 55% | 29% | 43% | 58% | * | 33% | - | 50% | 31% | 56% | 58% | 44% | 38% | 21% |
| 4th Graders | | | | | | | | | | | | | | | | | |
| Reading and Mathematics | 2022 | 36% | 37% | 64% | 33% | 60% | 65% | * | 86% | - | 68% | 32% | 58% | 65% | 63% | 42% | 39% |
| | 2021 | 26% | 28% | 52% | * | 41% | 55% | - | * | - | 55% | 24% | 73% | 57% | 46% | 21% | 15% |
| Reading and Mathematics Including EOC | 2022 | 36% | 37% | 64% | 33% | 60% | 65% | * | 86% | - | 68% | 32% | 58% | 65% | 63% | 42% | 39% |
| | 2021 | 26% | 28% | 52% | * | 41% | 55% | - | * | - | 55% | 24% | 73% | 57% | 46% | 21% | 15% |
| Reading Including EOC | 2022 | 54% | 56% | 77% | 56% | 73% | 78% | * | 86% | - | 73% | 44% | 75% | 77% | 76% | 55% | 52% |
| | 2021 | 36% | 38% | 65% | * | 51% | 69% | - | * | - | 60% | 32% | 73% | 69% | 59% | 34% | 23% |
| Math Including EOC | 2022 | 43% | 44% | 71% | 44% | 64% | 73% | * | 86% | - | 73% | 43% | 67% | 73% | 68% | 50% | 43% |
| | 2021 | 36% | 38% | 62% | * | 51% | 65% | - | * | - | 67% | 30% | 91% | 67% | 56% | 39% | 23% |
| 5th Graders | | | | | | | | | | | | | | | | | |
| Reading and Mathematics | 2022 | 41% | 41% | 62% | 57% | 49% | 66% | - | * | - | 46% | 28% | 81% | 66% | 54% | 34% | 19% |
| | 2021 | 34% | 35% | 66% | * | 60% | 67% | * | * | - | 75% | 33% | 44% | 70% | 58% | 39% | 26% |

113

Texas Education Agency
2021-22 STAAR Performance (TAPR)
ALEDO ISD (184907) - PARKER COUNTY

| | School Year | State | Region 11 | District | African American | Hispanic | White | American Indian | Asian | Pacific Islander | Two or More Races | Special Ed (Current) | Special Ed (Former) | Continuously Enrolled | Non-Continuously Enrolled | Econ Disadv | EB / EL (Current & Monitored) |
|---------------------------------------|-------------|-------|-----------|------------|------------------|----------|-------|-----------------|-------|------------------|-------------------|----------------------|---------------------|-----------------------|---------------------------|-------------|-------------------------------|
| Reading and Mathematics Including EOC | 2022 | 41% | 41% | 62% | 57% | 49% | 66% | - | * | - | 46% | 28% | 81% | 66% | 54% | 34% | 19% |
| | 2021 | 34% | 35% | 66% | * | 60% | 67% | * | * | - | 75% | 33% | 44% | 70% | 58% | 39% | 26% |
| Reading Including EOC | 2022 | 58% | 59% | 75% | 71% | 64% | 78% | - | * | - | 67% | 40% | 100% | 79% | 68% | 53% | 31% |
| | 2021 | 46% | 48% | 74% | * | 65% | 76% | * | * | - | 80% | 40% | 56% | 76% | 70% | 49% | 37% |
| Math Including EOC | 2022 | 48% | 48% | 68% | 71% | 58% | 72% | - | * | - | 58% | 37% | 81% | 73% | 61% | 44% | 27% |
| | 2021 | 44% | 45% | 74% | * | 65% | 75% | * | * | - | 85% | 39% | 44% | 77% | 68% | 49% | 37% |
| 6th Graders | | | | | | | | | | | | | | | | | |
| Reading and Mathematics | 2022 | 31% | 33% | 62% | * | 46% | 65% | 20% | 80% | - | 67% | 22% | 50% | 65% | 57% | 26% | 26% |
| | 2021 | 24% | 26% | 56% | 57% | 46% | 59% | * | * | - | 50% | 20% | 57% | 60% | 51% | 31% | 25% |
| Reading and Mathematics Including EOC | 2022 | 31% | 33% | 62% | * | 46% | 65% | 20% | 80% | - | 67% | 22% | 50% | 65% | 57% | 26% | 26% |
| | 2021 | 24% | 26% | 56% | 57% | 46% | 59% | * | * | - | 50% | 20% | 57% | 60% | 51% | 31% | 25% |
| Reading Including EOC | 2022 | 43% | 45% | 71% | * | 57% | 75% | 80% | 80% | - | 67% | 26% | 67% | 74% | 66% | 33% | 35% |
| | 2021 | 32% | 34% | 61% | 71% | 52% | 64% | * | * | - | 54% | 24% | 57% | 64% | 57% | 41% | 33% |
| Math Including EOC | 2022 | 40% | 42% | 70% | * | 56% | 72% | 20% | 80% | - | 79% | 29% | 67% | 72% | 67% | 41% | 35% |
| | 2021 | 36% | 40% | 72% | 57% | 62% | 75% | * | * | - | 75% | 30% | 71% | 75% | 68% | 46% | 58% |
| 7th Graders | | | | | | | | | | | | | | | | | |
| Reading and Mathematics | 2022 | 32% | 33% | 51% | 56% | 39% | 54% | * | * | - | 41% | 19% | 47% | 54% | 44% | 25% | 17% |
| | 2021 | 26% | 28% | 55% | 38% | 34% | 60% | * | * | - | 52% | 6% | 69% | 58% | 47% | 30% | 8% |
| Reading and Mathematics Including EOC | 2022 | 33% | 34% | 51% | 56% | 39% | 54% | * | * | - | 41% | 19% | 47% | 55% | 44% | 25% | 17% |
| | 2021 | 27% | 29% | 55% | 38% | 34% | 60% | * | * | - | 52% | 6% | 69% | 59% | 48% | 30% | 8% |
| Reading Including EOC | 2022 | 56% | 58% | 78% | 100% | 72% | 80% | * | * | - | 69% | 38% | 74% | 79% | 77% | 64% | 58% |
| | 2021 | 45% | 48% | 70% | 62% | 48% | 76% | * | * | - | 59% | 19% | 69% | 70% | 70% | 51% | 33% |
| Math Including EOC | 2022 | 37% | 37% | 53% | 56% | 41% | 56% | * | * | - | 41% | 19% | 47% | 56% | 46% | 26% | 17% |
| | 2021 | 32% | 34% | 63% | 38% | 40% | 68% | * | * | - | 63% | 8% | 77% | 67% | 53% | 35% | 12% |
| 8th Graders | | | | | | | | | | | | | | | | | |
| Reading and Mathematics | 2022 | 27% | 26% | 40% | 19% | 33% | 44% | * | * | - | 47% | 6% | 40% | 41% | 40% | 21% | 18% |
| | 2021 | 21% | 21% | 48% | * | 35% | 52% | * | * | - | 50% | 26% | 63% | 49% | 46% | 25% | 35% |
| Reading and Mathematics Including EOC | 2022 | 41% | 41% | 61% | 24% | 43% | 67% | * | * | - | 67% | 8% | 67% | 64% | 53% | 26% | 17% |
| | 2021 | 33% | 34% | 65% | * | 51% | 68% | * | * | - | 68% | 27% | 67% | 68% | 58% | 36% | 41% |
| Reading Including EOC | 2022 | 58% | 60% | 79% | 59% | 69% | 82% | * | * | - | 83% | 24% | 75% | 81% | 73% | 55% | 52% |
| | 2021 | 47% | 49% | 75% | * | 69% | 76% | * | * | - | 82% | 34% | 67% | 77% | 70% | 58% | 55% |

114

Texas Education Agency
2021-22 STAAR Performance (TAPR)
ALEDO ISD (184907) - PARKER COUNTY

| | School Year | State | Region 11 | District | African American | Hispanic | White | American Indian | Asian | Pacific Islander | Two or More Races | Special Ed (Current) | Special Ed (Former) | Continuously Enrolled | Non-Continuously Enrolled | Econ Disadv | EB / EL (Current & Monitored) |
|---------------------------------------|-------------|-------|-----------|------------|------------------|----------|-------|-----------------|-------|------------------|-------------------|----------------------|---------------------|-----------------------|---------------------------|-------------|-------------------------------|
| Math Including EOC | 2022 | 48% | 47% | 65% | 29% | 47% | 70% | * | * | - | 67% | 8% | 75% | 69% | 56% | 29% | 22% |
| | 2021 | 43% | 43% | 76% | * | 61% | 80% | * | * | - | 70% | 34% | 89% | 79% | 71% | 49% | 55% |
| 3rd - 8th Graders | | | | | | | | | | | | | | | | | |
| Reading and Mathematics | 2022 | 34% | 35% | 59% | 38% | 47% | 62% | 30% | 75% | - | 55% | 25% | 59% | 62% | 53% | 30% | 25% |
| | 2021 | 26% | 28% | 54% | 38% | 42% | 57% | 55% | 59% | - | 55% | 22% | 60% | 58% | 48% | 29% | 19% |
| Reading and Mathematics Including EOC | 2022 | 36% | 38% | 61% | 39% | 48% | 64% | 36% | 77% | - | 58% | 26% | 61% | 64% | 54% | 31% | 25% |
| | 2021 | 28% | 30% | 57% | 38% | 45% | 60% | 55% | 65% | - | 58% | 23% | 60% | 61% | 50% | 31% | 20% |
| Reading Including EOC | 2022 | 53% | 55% | 77% | 71% | 67% | 79% | 73% | 88% | - | 74% | 37% | 78% | 79% | 73% | 54% | 45% |
| | 2021 | 41% | 43% | 68% | 59% | 57% | 70% | 73% | 80% | - | 66% | 31% | 62% | 70% | 64% | 46% | 34% |
| Math Including EOC | 2022 | 43% | 44% | 66% | 49% | 54% | 70% | 46% | 77% | - | 63% | 31% | 67% | 69% | 60% | 38% | 30% |
| | 2021 | 37% | 39% | 67% | 46% | 54% | 70% | 55% | 75% | - | 69% | 29% | 72% | 70% | 61% | 43% | 32% |

* Indicates results are masked due to small numbers to protect student confidentiality.

- Indicates there are no students in the group.

Texas Education Agency
2021-22 Progress (TAPR)
ALEDO ISD (184907) - PARKER COUNTY

Due to the cancellation of spring 2020 STAAR, 2022 and 2019 progress data are shown.

| | School Year | State | Region11 | District | African American | Hispanic | White | American Indian | Asian | Pacific Islander | Two or More Races | Special Ed (Current) | Special Ed (Former) | Continuously Enrolled | Non-Continuously Enrolled | Econ Disadv | EB/EL (Current & Monitored) |
|--|-------------|-------|----------|-----------|------------------|----------|-------|-----------------|-------|------------------|-------------------|----------------------|---------------------|-----------------------|---------------------------|-------------|-----------------------------|
| School Progress Domain - Academic Growth Score by Grade and Subject | | | | | | | | | | | | | | | | | |
| Grade 4 ELA/Reading | 2022 | 77 | 77 | 83 | 86 | 83 | 83 | * | 100 | - | 62 | 75 | 83 | 82 | 84 | 75 | 77 |
| | 2019 | 61 | 60 | 68 | 67 | 64 | 68 | * | * | - | 71 | 65 | 88 | 69 | 65 | 59 | 88 |
| Grade 4 Mathematics | 2022 | 74 | 73 | 85 | 100 | 81 | 86 | * | 100 | - | 82 | 80 | 88 | 86 | 84 | 84 | 77 |
| | 2019 | 65 | 65 | 74 | 50 | 63 | 76 | * | * | - | 83 | 68 | 81 | 79 | 66 | 60 | 69 |
| Grade 5 ELA/Reading | 2022 | 87 | 87 | 86 | 75 | 87 | 86 | - | * | - | 88 | 72 | 100 | 86 | 85 | 76 | 62 |
| | 2019 | 81 | 81 | 85 | 60 | 89 | 86 | * | * | - | 78 | 76 | 92 | 85 | 87 | 81 | 86 |
| Grade 5 Mathematics | 2022 | 79 | 78 | 79 | 83 | 79 | 79 | - | * | - | 67 | 79 | 75 | 80 | 75 | 71 | 71 |
| | 2019 | 83 | 83 | 93 | 60 | 88 | 95 | * | * | - | 93 | 86 | 96 | 93 | 94 | 90 | 88 |
| Grade 6 ELA/Reading | 2022 | 61 | 61 | 68 | * | 65 | 67 | 80 | * | - | 77 | 54 | 63 | 68 | 68 | 51 | 61 |
| | 2019 | 42 | 44 | 55 | * | 49 | 56 | - | * | * | 48 | 47 | 50 | 54 | 56 | 53 | 72 |
| Grade 6 Mathematics | 2022 | 61 | 63 | 68 | * | 59 | 69 | 80 | * | - | 75 | 60 | 54 | 65 | 73 | 66 | 61 |
| | 2019 | 54 | 58 | 78 | * | 69 | 80 | - | * | * | 85 | 68 | 76 | 79 | 77 | 70 | 69 |
| Grade 7 ELA/Reading | 2022 | 88 | 88 | 89 | 83 | 86 | 90 | * | * | - | 88 | 78 | 97 | 90 | 88 | 79 | 83 |
| | 2019 | 77 | 78 | 84 | 100 | 75 | 84 | * | * | - | 94 | 72 | 82 | 85 | 81 | 72 | 92 |
| Grade 7 Mathematics | 2022 | 60 | 56 | 36 | * | 45 | 33 | * | * | - | 32 | 40 | 27 | 35 | 40 | 46 | 56 |
| | 2019 | 62 | 60 | 70 | 89 | 65 | 71 | * | * | - | 74 | 52 | 67 | 70 | 71 | 61 | 62 |
| Grade 8 ELA/Reading | 2022 | 83 | 82 | 86 | 87 | 78 | 88 | * | * | - | 88 | 62 | 91 | 87 | 83 | 76 | 71 |
| | 2019 | 77 | 77 | 83 | 83 | 87 | 83 | * | * | * | 60 | 71 | 91 | 83 | 82 | 77 | 74 |
| Grade 8 Mathematics | 2022 | 74 | 71 | 58 | 62 | 51 | 60 | * | * | - | 54 | 47 | 75 | 55 | 64 | 49 | 50 |
| | 2019 | 82 | 78 | 78 | 75 | 86 | 75 | - | * | * | 100 | 86 | 63 | 77 | 82 | 90 | 94 |
| End of Course English II | 2022 | 71 | 69 | 68 | 65 | 72 | 68 | * | * | - | 69 | 68 | 90 | 67 | 72 | 63 | 83 |
| | 2019 | 69 | 69 | 71 | 42 | 69 | 72 | * | * | - | 65 | 61 | 81 | 72 | 68 | 60 | * |
| End of Course Algebra I | 2022 | 67 | 68 | 78 | 70 | 62 | 80 | * | * | - | 88 | 42 | 80 | 80 | 69 | 49 | 59 |
| | 2019 | 75 | 76 | 88 | * | 84 | 89 | * | 60 | - | 89 | 52 | 82 | 89 | 85 | 81 | 85 |
| All Grades Both Subjects | 2022 | 74 | 73 | 75 | 78 | 72 | 76 | 85 | 88 | - | 74 | 64 | 77 | 75 | 75 | 66 | 67 |
| | 2019 | 69 | 69 | 77 | 72 | 74 | 78 | 88 | 84 | * | 78 | 68 | 77 | 78 | 76 | 71 | 79 |
| All Grades ELA/Reading | 2022 | 78 | 77 | 80 | 79 | 79 | 80 | 82 | 93 | - | 80 | 69 | 88 | 80 | 80 | 70 | 70 |
| | 2019 | 68 | 68 | 74 | 71 | 72 | 75 | 80 | 94 | * | 69 | 66 | 77 | 75 | 73 | 67 | 79 |
| All Grades Mathematics | 2022 | 69 | 68 | 70 | 76 | 64 | 71 | 88 | 82 | - | 67 | 59 | 66 | 70 | 70 | 62 | 63 |
| | 2019 | 70 | 70 | 81 | 73 | 76 | 82 | 100 | 73 | * | 86 | 70 | 77 | 82 | 79 | 76 | 79 |

116

* Indicates results are masked due to small numbers to protect student confidentiality.
 - Indicates there are no students in the group.

Texas Education Agency
2021-22 Bilingual Education/English as a Second Language (Current EB Students/EL) (TAPR)
ALEDO ISD (184907) - PARKER COUNTY

Due to the cancellation of spring 2020 STAAR, 2022 and 2019 School progress and STAAR progress measure data are shown.

| | School Year | State | Region 11 | District | Total Bilingual Education | BE-Trans Early Exit | BE-Trans Late Exit | BE-Dual Two-Way | BE-Dual One-Way | ALP Bilingual (Exception) | Total ESL | ESL Content-Based | ESL Pull-Out | ALP ESL (Waiver) | EB/EL with Parental Denial | Never EB/EL | Total EB/EL (Current) | Monitored & Former EB/EL | |
|--|-------------|-------|-----------|------------|---------------------------|---------------------|--------------------|-----------------|-----------------|---------------------------|-----------|-------------------|--------------|------------------|----------------------------|-------------|-----------------------|--------------------------|--|
| STAAR Performance Rate by Subject and Performance Level | | | | | | | | | | | | | | | | | | | |
| All Grades All Subjects | | | | | | | | | | | | | | | | | | | |
| At Approaches Grade Level or Above | 2022 | 74% | 75% | 90% | 74% | - | - | - | - | 74% | 59% | 70% | 53% | - | - | 91% | 60% | 93% | |
| | 2021 | 67% | 69% | 88% | - | - | - | - | - | - | 54% | 49% | 61% | - | 67% | 89% | 54% | 87% | |
| At Meets Grade Level or Above | 2022 | 48% | 50% | 72% | 40% | - | - | - | - | 40% | 28% | 36% | 23% | - | - | 73% | 28% | 71% | |
| | 2021 | 41% | 44% | 68% | - | - | - | - | - | - | 16% | 15% | 18% | - | 33% | 70% | 17% | 65% | |
| At Masters Grade Level | 2022 | 23% | 24% | 43% | 20% | - | - | - | - | 20% | 10% | 21% | 3% | - | - | 44% | 11% | 41% | |
| | 2021 | 18% | 20% | 39% | - | - | - | - | - | - | 4% | 3% | 6% | - | 0% | 40% | 4% | 30% | |
| All Grades ELA/Reading | | | | | | | | | | | | | | | | | | | |
| At Approaches Grade Level or Above | 2022 | 75% | 76% | 90% | 80% | - | - | - | - | 80% | 54% | 66% | 44% | - | - | 91% | 59% | 97% | |
| | 2021 | 68% | 71% | 89% | - | - | - | - | - | - | 55% | 51% | 61% | - | * | 90% | 56% | 94% | |
| At Meets Grade Level or Above | 2022 | 53% | 55% | 77% | 53% | - | - | - | - | 53% | 36% | 37% | 34% | - | - | 78% | 37% | 79% | |
| | 2021 | 45% | 47% | 71% | - | - | - | - | - | - | 19% | 18% | 22% | - | * | 72% | 21% | 77% | |
| At Masters Grade Level | 2022 | 25% | 26% | 47% | 30% | - | - | - | - | 30% | 16% | 23% | 10% | - | - | 48% | 18% | 44% | |
| | 2021 | 18% | 20% | 39% | - | - | - | - | - | - | 4% | 3% | 5% | - | * | 40% | 4% | 35% | |
| All Grades Mathematics | | | | | | | | | | | | | | | | | | | |
| At Approaches Grade Level or Above | 2022 | 72% | 73% | 90% | 70% | - | - | - | - | 70% | 66% | 72% | 62% | - | - | 91% | 65% | 92% | |
| | 2021 | 66% | 67% | 88% | - | - | - | - | - | - | 59% | 52% | 72% | - | * | 89% | 59% | 82% | |
| At Meets Grade Level or Above | 2022 | 42% | 43% | 66% | 30% | - | - | - | - | 30% | 24% | 36% | 16% | - | - | 67% | 24% | 66% | |
| | 2021 | 37% | 39% | 66% | - | - | - | - | - | - | 19% | 14% | 28% | - | * | 68% | 19% | 62% | |
| At Masters Grade Level | 2022 | 20% | 21% | 38% | 10% | - | - | - | - | 10% | 6% | 16% | 0% | - | - | 39% | 7% | 30% | |
| | 2021 | 18% | 18% | 39% | - | - | - | - | - | - | 7% | 3% | 16% | - | * | 40% | 7% | 27% | |
| All Grades Science | | | | | | | | | | | | | | | | | | | |
| At Approaches Grade Level or Above | 2022 | 76% | 76% | 91% | 64% | - | - | - | - | 64% | 64% | * | 64% | - | - | 92% | 56% | 94% | |
| | 2021 | 71% | 73% | 92% | - | - | - | - | - | - | 64% | 63% | 65% | - | * | 93% | 62% | 91% | |
| At Meets Grade Level or Above | 2022 | 47% | 49% | 73% | 27% | - | - | - | - | 27% | 24% | * | 27% | - | - | 74% | 22% | 71% | |
| | 2021 | 44% | 46% | 73% | - | - | - | - | - | - | 12% | 19% | 6% | - | * | 75% | 12% | 76% | |
| At Masters Grade Level | 2022 | 21% | 22% | 42% | 18% | - | - | - | - | 18% | 0% | * | 0% | - | - | 43% | 4% | 41% | |
| | 2021 | 20% | 21% | 43% | - | - | - | - | - | - | 3% | 6% | 0% | - | * | 44% | 3% | 42% | |
| All Grades Social Studies | | | | | | | | | | | | | | | | | | | |
| At Approaches Grade Level or Above | 2022 | 75% | 77% | 89% | - | - | - | - | - | - | 52% | * | 43% | - | - | 90% | 52% | 83% | |
| | 2021 | 73% | 75% | 88% | - | - | - | - | - | - | 50% | 100% | 27% | - | - | 89% | 50% | 82% | |
| At Meets Grade Level or Above | 2022 | 50% | 52% | 70% | - | - | - | - | - | - | 16% | * | 10% | - | - | 71% | 16% | 61% | |
| | 2021 | 49% | 52% | 72% | - | - | - | - | - | - | 19% | 60% | 0% | - | - | 74% | 19% | 41% | |

Texas Education Agency
2021-22 Bilingual Education/English as a Second Language (Current EB Students/EL) (TAPR)
ALEDO ISD (184907) - PARKER COUNTY

Due to the cancellation of spring 2020 STAAR, 2022 and 2019 School progress and STAAR progress measure data are shown.

| | School Year | State | Region 11 | District | Total Bilingual Education | BE-Trans Early Exit | BE-Trans Late Exit | BE-Dual Two-Way | BE-Dual One-Way | ALP Bilingual (Exception) | Total ESL | ESL Content-Based | ESL Pull-Out | ALP ESL (Waiver) | EB/EL with Parental Denial | Never EB/EL | Total EB/EL (Current) | Monitored & Former EB/EL |
|---|-------------|-------|-----------|------------|---------------------------|---------------------|--------------------|-----------------|-----------------|---------------------------|-----------|-------------------|--------------|------------------|----------------------------|-------------|-----------------------|--------------------------|
| At Masters Grade Level | 2022 | 30% | 32% | 49% | - | - | - | - | - | - | 8% | * | 0% | - | - | 50% | 8% | 57% |
| | 2021 | 29% | 31% | 53% | - | - | - | - | - | - | 6% | 20% | 0% | - | - | 55% | 6% | 14% |
| School Progress Domain - Academic Growth Score | | | | | | | | | | | | | | | | | | |
| All Grades Both Subjects | 2022 | 74% | 73% | 75% | 79% | - | - | - | - | 79% | 62% | 80% | 49% | - | - | 75% | 65% | 73% |
| | 2019 | 69% | 69% | 77% | - | - | - | - | - | - | 77% | 74% | 81% | - | - | - | 77% | - |
| All Grades ELA/Reading | 2022 | 78% | 77% | 80% | 79% | - | - | - | - | 79% | 72% | 85% | 59% | - | - | 81% | 68% | 82% |
| | 2019 | 68% | 68% | 74% | - | - | - | - | - | - | 77% | 77% | 77% | - | - | - | 77% | - |
| All Grades Mathematics | 2022 | 69% | 68% | 70% | 79% | - | - | - | - | 79% | 52% | 74% | 42% | - | - | 70% | 61% | 65% |
| | 2019 | 70% | 70% | 81% | - | - | - | - | - | - | 77% | 71% | 84% | - | - | - | 77% | - |

* Indicates results are masked due to small numbers to protect student confidentiality.

- Indicates there are no students in the group.

Blank cell indicates there are no data available in the group.

Texas Education Agency
2021-22 STAAR Participation (TAPR)
ALEDO ISD (184907) - PARKER COUNTY

| | State | Region 11 | District | African American | Hispanic | White | American Indian | Asian | Pacific Islander | Two or More Races | Special Ed (Current) | Special Ed (Former) | Continuously Enrolled | Non-Continuously Enrolled | Econ Disadv | EB / EL (Current & Monitored) |
|--|-------|-----------|------------|------------------|----------|-------|-----------------|-------|------------------|-------------------|----------------------|---------------------|-----------------------|---------------------------|-------------|-------------------------------|
| 2022 STAAR Participation (All Grades) | | | | | | | | | | | | | | | | |
| All Tests | | | | | | | | | | | | | | | | |
| Assessment Participant | 99% | 99% | 99% | 99% | 98% | 99% | 95% | 100% | - | 99% | 98% | 100% | 99% | 99% | 99% | 100% |
| Included in Accountability | 93% | 93% | 95% | 88% | 93% | 96% | 95% | 90% | - | 92% | 95% | 97% | 99% | 89% | 91% | 90% |
| Not Included in Accountability: Mobile | 5% | 5% | 4% | 11% | 4% | 3% | 0% | 7% | - | 8% | 3% | 1% | 1% | 9% | 6% | 2% |
| Not Included in Accountability: Other Exclusions | 1% | 1% | 0% | 0% | 2% | 0% | 0% | 3% | - | 0% | 0% | 1% | 0% | 1% | 1% | 8% |
| Not Tested | 1% | 1% | 1% | 1% | 2% | 1% | 5% | 0% | - | 1% | 2% | 0% | 1% | 1% | 1% | 0% |
| Absent | 1% | 1% | 1% | 0% | 1% | 1% | 5% | 0% | - | 1% | 2% | 0% | 0% | 1% | 1% | 0% |
| Other | 0% | 0% | 0% | 0% | 0% | 0% | 0% | 0% | - | 0% | 1% | 0% | 0% | 0% | 0% | 0% |
| Reading | | | | | | | | | | | | | | | | |
| Assessment Participant | 99% | 99% | 99% | 99% | 99% | 99% | 87% | 100% | - | 100% | 97% | 100% | 99% | 99% | 99% | 100% |
| Included in Accountability | 92% | 92% | 95% | 87% | 92% | 96% | 87% | 88% | - | 92% | 94% | 96% | 98% | 89% | 91% | 86% |
| Not Included in Accountability: Mobile | 5% | 5% | 4% | 12% | 4% | 3% | 0% | 7% | - | 8% | 3% | 2% | 1% | 9% | 6% | 2% |
| Not Included in Accountability: Other Exclusions | 2% | 2% | 0% | 0% | 2% | 0% | 0% | 5% | - | 0% | 0% | 2% | 0% | 1% | 2% | 12% |
| Not Tested | 1% | 1% | 1% | 1% | 1% | 1% | 13% | 0% | - | 0% | 3% | 0% | 1% | 1% | 1% | 0% |
| Absent | 1% | 1% | 1% | 1% | 1% | 1% | 13% | 0% | - | 0% | 2% | 0% | 1% | 1% | 1% | 0% |
| Other | 0% | 0% | 0% | 0% | 0% | 0% | 0% | 0% | - | 0% | 1% | 0% | 0% | 0% | 0% | 0% |
| Mathematics | | | | | | | | | | | | | | | | |
| Assessment Participant | 99% | 99% | 99% | 100% | 99% | 100% | 100% | 100% | - | 100% | 98% | 100% | 100% | 99% | 99% | 100% |
| Included in Accountability | 93% | 94% | 96% | 86% | 93% | 97% | 100% | 90% | - | 92% | 95% | 98% | 99% | 90% | 92% | 94% |
| Not Included in Accountability: Mobile | 5% | 5% | 4% | 14% | 5% | 3% | 0% | 10% | - | 8% | 2% | 2% | 1% | 9% | 6% | 2% |
| Not Included in Accountability: Other Exclusions | 1% | 1% | 0% | 0% | 1% | 0% | 0% | 0% | - | 0% | 0% | 0% | 0% | 0% | 1% | 4% |
| Not Tested | 1% | 1% | 1% | 0% | 1% | 0% | 0% | 0% | - | 0% | 2% | 0% | 0% | 1% | 1% | 0% |
| Absent | 1% | 0% | 0% | 0% | 1% | 0% | 0% | 0% | - | 0% | 1% | 0% | 0% | 1% | 1% | 0% |
| Other | 0% | 0% | 0% | 0% | 0% | 0% | 0% | 0% | - | 0% | 1% | 0% | 0% | 0% | 0% | 0% |
| Science | | | | | | | | | | | | | | | | |
| Assessment Participant | 98% | 99% | 99% | 97% | 97% | 99% | * 100% | 100% | - | 98% | 98% | 98% | 99% | 98% | 97% | 100% |
| Included in Accountability | 93% | 94% | 95% | 89% | 92% | 96% | * 91% | 91% | - | 89% | 94% | 98% | 98% | 88% | 90% | 91% |
| Not Included in Accountability: Mobile | 4% | 4% | 4% | 9% | 4% | 3% | * 9% | 9% | - | 8% | 4% | 0% | 1% | 10% | 6% | 3% |
| Not Included in Accountability: Other Exclusions | 1% | 0% | 0% | 0% | 1% | 0% | * 0% | 0% | - | 0% | 0% | 0% | 0% | 1% | 1% | 7% |
| Not Tested | 2% | 1% | 1% | 3% | 3% | 1% | * 0% | 0% | - | 2% | 2% | 3% | 1% | 2% | 3% | 0% |

119

Texas Education Agency
2021-22 STAAR Participation (TAPR)
ALEDO ISD (184907) - PARKER COUNTY

| | State | Region 11 | District | African American | Hispanic | White | American Indian | Asian | Pacific Islander | Two or More Races | Special Ed (Current) | Special Ed (Former) | Continuously Enrolled | Non-Continuously Enrolled | Econ Disadv | EB / EL (Current & Monitored) |
|--|-------|-----------|----------|------------------|----------|-------|-----------------|-------|------------------|-------------------|----------------------|---------------------|-----------------------|---------------------------|-------------|-------------------------------|
| Absent | 1% | 1% | 1% | 0% | 2% | 1% | * | 0% | - | 2% | 1% | 3% | 1% | 2% | 2% | 0% |
| Other | 0% | 0% | 0% | 3% | 1% | 0% | * | 0% | - | 0% | 1% | 0% | 0% | 0% | 1% | 0% |
| Social Studies | | | | | | | | | | | | | | | | |
| Assessment Participant | 98% | 99% | 100% | 100% | 98% | 100% | 100% | 100% | - | 100% | 99% | 100% | 100% | 99% | 99% | 100% |
| Included in Accountability | 94% | 95% | 95% | 93% | 93% | 96% | 100% | 93% | - | 95% | 95% | 100% | 99% | 86% | 91% | 86% |
| Not Included in Accountability: Mobile | 4% | 4% | 4% | 7% | 3% | 4% | 0% | 0% | - | 5% | 4% | 0% | 1% | 11% | 6% | 0% |
| Not Included in Accountability: Other Exclusions | 1% | 0% | 1% | 0% | 2% | 0% | 0% | 7% | - | 0% | 0% | 0% | 0% | 2% | 2% | 14% |
| Not Tested | 2% | 1% | 0% | 0% | 2% | 0% | 0% | 0% | - | 0% | 1% | 0% | 0% | 1% | 1% | 0% |
| Absent | 1% | 1% | 0% | 0% | 2% | 0% | 0% | 0% | - | 0% | 1% | 0% | 0% | 1% | 1% | 0% |
| Other | 0% | 0% | 0% | 0% | 0% | 0% | 0% | 0% | - | 0% | 0% | 0% | 0% | 0% | 0% | 0% |
| Accelerated Testers | | | | | | | | | | | | | | | | |
| SAT/ACT Participant | 89% | 86% | 99% | * | 100% | 100% | - | * | - | * | - | - | 100% | 92% | 100% | - |
| 2021 STAAR Participation (All Grades) | | | | | | | | | | | | | | | 120 | |
| All Tests | | | | | | | | | | | | | | | | |
| Assessment Participant | 88% | 93% | 96% | 93% | 95% | 97% | 85% | 100% | 20% | 94% | 95% | 97% | 97% | 95% | 96% | 98% |
| Included in Accountability | 83% | 88% | 92% | 83% | 89% | 93% | 85% | 97% | 20% | 90% | 91% | 95% | 95% | 86% | 90% | 90% |
| Not Included in Accountability: Mobile | 3% | 4% | 4% | 11% | 6% | 4% | 0% | 3% | 0% | 4% | 4% | 2% | 2% | 9% | 5% | 7% |
| Not Included in Accountability: Other Exclusions | 1% | 1% | 0% | 0% | 0% | 0% | 0% | 0% | 0% | 0% | 0% | 0% | 0% | 0% | 0% | 2% |
| Not Tested | 12% | 7% | 4% | 7% | 5% | 3% | 15% | 0% | 80% | 6% | 5% | 3% | 3% | 5% | 4% | 2% |
| Absent | 2% | 1% | 1% | 0% | 1% | 1% | 5% | 0% | 0% | 0% | 1% | 0% | 1% | 1% | 1% | 0% |
| Other | 10% | 6% | 3% | 7% | 4% | 3% | 10% | 0% | 80% | 6% | 4% | 3% | 3% | 4% | 3% | 2% |
| Reading | | | | | | | | | | | | | | | | |
| Assessment Participant | 89% | 93% | 96% | 93% | 95% | 97% | 93% | 100% | * | 94% | 95% | 98% | 97% | 95% | 96% | 99% |
| Included in Accountability | 83% | 87% | 92% | 84% | 88% | 93% | 93% | 97% | * | 90% | 90% | 95% | 95% | 86% | 90% | 89% |
| Not Included in Accountability: Mobile | 3% | 4% | 4% | 9% | 6% | 4% | 0% | 3% | * | 4% | 4% | 2% | 2% | 9% | 5% | 6% |
| Not Included in Accountability: Other Exclusions | 3% | 2% | 0% | 0% | 1% | 0% | 0% | 0% | * | 0% | 0% | 0% | 0% | 0% | 1% | 4% |
| Not Tested | 11% | 7% | 4% | 7% | 5% | 3% | 7% | 0% | * | 6% | 5% | 2% | 3% | 5% | 4% | 1% |
| Absent | 2% | 1% | 1% | 0% | 1% | 1% | 0% | 0% | * | 1% | 1% | 0% | 1% | 1% | 1% | 0% |
| Other | 10% | 5% | 3% | 7% | 4% | 3% | 7% | 0% | * | 6% | 4% | 2% | 3% | 4% | 3% | 1% |
| Mathematics | | | | | | | | | | | | | | | | |
| Assessment Participant | 88% | 93% | 96% | 92% | 95% | 97% | 80% | 100% | * | 93% | 95% | 97% | 97% | 96% | 96% | 99% |
| Included in Accountability | 84% | 89% | 92% | 82% | 89% | 93% | 80% | 95% | * | 91% | 91% | 94% | 95% | 87% | 91% | 92% |

Texas Education Agency
2021-22 STAAR Participation (TAPR)
ALEDO ISD (184907) - PARKER COUNTY

| | State | Region 11 | District | African American | Hispanic | White | American Indian | Asian | Pacific Islander | Two or More Races | Special Ed (Current) | Special Ed (Former) | Continuously Enrolled | Non-Continuously Enrolled | Econ Disadv | EB / EL (Current & Monitored) |
|--|-------|-----------|----------|------------------|----------|-------|-----------------|-------|------------------|-------------------|----------------------|---------------------|-----------------------|---------------------------|-------------|-------------------------------|
| Not Included in Accountability: Mobile | 4% | 4% | 4% | 10% | 6% | 4% | 0% | 5% | * | 2% | 5% | 3% | 2% | 9% | 5% | 7% |
| Not Included in Accountability: Other Exclusions | 0% | 0% | 0% | 0% | 0% | 0% | 0% | 0% | * | 0% | 0% | 0% | 0% | 0% | 0% | 0% |
| Not Tested | 12% | 7% | 4% | 8% | 5% | 3% | 20% | 0% | * | 7% | 5% | 3% | 3% | 4% | 4% | 1% |
| Absent | 2% | 1% | 1% | 0% | 1% | 0% | 7% | 0% | * | 1% | 1% | 0% | 0% | 1% | 1% | 0% |
| Other | 10% | 6% | 3% | 8% | 4% | 2% | 13% | 0% | * | 6% | 4% | 3% | 3% | 4% | 3% | 1% |
| Science | | | | | | | | | | | | | | | | |
| Assessment Participant | 87% | 92% | 96% | 96% | 94% | 96% | 83% | 100% | * | 96% | 97% | 93% | 96% | 95% | 96% | 98% |
| Included in Accountability | 84% | 88% | 91% | 88% | 89% | 92% | 83% | 100% | * | 90% | 94% | 93% | 94% | 85% | 89% | 89% |
| Not Included in Accountability: Mobile | 3% | 4% | 5% | 8% | 5% | 5% | 0% | 0% | * | 6% | 4% | 0% | 2% | 10% | 7% | 10% |
| Not Included in Accountability: Other Exclusions | 0% | 0% | 0% | 0% | 0% | 0% | 0% | 0% | * | 0% | 0% | 0% | 0% | 0% | 0% | 0% |
| Not Tested | 13% | 8% | 4% | 4% | 6% | 4% | 17% | 0% | * | 4% | 3% | 7% | 4% | 5% | 4% | 2% |
| Absent | 2% | 2% | 1% | 0% | 1% | 1% | 17% | 0% | * | 0% | 1% | 0% | 1% | 1% | 1% | 0% |
| Other | 10% | 6% | 3% | 4% | 5% | 3% | 0% | 0% | * | 4% | 2% | 7% | 3% | 4% | 3% | 2% |
| Social Studies | | | | | | | | | | | | | | | | |
| Assessment Participant | 87% | 91% | 97% | 100% | 95% | 97% | * 100% | | * | 92% | 94% | 94% | 97% | 95% | 97% | 97% |
| Included in Accountability | 84% | 88% | 93% | 80% | 93% | 94% | * 100% | | * | 87% | 92% | 94% | 96% | 86% | 90% | 88% |
| Not Included in Accountability: Mobile | 3% | 3% | 4% | 20% | 2% | 3% | * 0% | | * | 5% | 3% | 0% | 1% | 9% | 8% | 3% |
| Not Included in Accountability: Other Exclusions | 0% | 0% | 0% | 0% | 0% | 0% | * 0% | | * | 0% | 0% | 0% | 0% | 1% | 0% | 6% |
| Not Tested | 13% | 9% | 3% | 0% | 5% | 3% | * 0% | | * | 8% | 6% | 6% | 3% | 5% | 3% | 3% |
| Absent | 3% | 2% | 0% | 0% | 1% | 0% | * 0% | | * | 0% | 3% | 0% | 0% | 0% | 1% | 0% |
| Other | 10% | 7% | 3% | 0% | 4% | 3% | * 0% | | * | 8% | 3% | 6% | 2% | 4% | 1% | 3% |
| Accelerated Testers | | | | | | | | | | | | | | | | |
| SAT/ACT Participant | 85% | 84% | 98% | * | 94% | 100% | * * | | - | * | - | * | 99% | 93% | 100% | - |

* Indicates results are masked due to small numbers to protect student confidentiality.

- Indicates there are no students in the group.

Texas Education Agency
2021-22 Attendance, Graduation, and Dropout Rates (TAPR)
ALEDO ISD (184907) - PARKER COUNTY

| | State | Region 11 | District | African American | Hispanic | White | American Indian | Asian | Pacific Islander | Two or More Races | Special Ed | Econ Disadv | EB/EL |
|--|-------|-----------|--------------|------------------|----------|-------|-----------------|--------|------------------|-------------------|------------|-------------|--------|
| Attendance Rate | | | | | | | | | | | | | |
| 2020-21 | 95.0% | 95.2% | 96.3% | 96.1% | 95.9% | 96.4% | 95.7% | 97.0% | * | 96.0% | 95.3% | 94.5% | 95.8% |
| 2019-20 | 98.3% | 98.3% | 99.2% | 99.3% | 99.1% | 99.2% | 99.6% | 99.2% | * | 99.2% | 98.6% | 98.5% | 99.2% |
| Chronic Absenteeism | | | | | | | | | | | | | |
| 2020-21 | 15.0% | 14.5% | 6.5% | 7.0% | 8.8% | 5.9% | 8.7% | 2.0% | * | 9.9% | 12.2% | 15.4% | 12.2% |
| 2019-20 | 6.7% | 5.9% | 3.0% | 3.9% | 3.5% | 2.8% | 0.0% | 2.2% | * | 5.3% | 5.2% | 7.3% | 4.3% |
| Annual Dropout Rate (Gr 7-8) | | | | | | | | | | | | | |
| 2020-21 | 0.9% | 0.8% | 0.2% | 0.0% | 0.0% | 0.1% | * | 0.0% | * | 1.8% | 0.0% | 0.0% | 0.0% |
| 2019-20 | 0.5% | 0.6% | 0.0% | 0.0% | 0.0% | 0.0% | * | 0.0% | * | 0.0% | 0.0% | 0.0% | 0.0% |
| Annual Dropout Rate (Gr 9-12) | | | | | | | | | | | | | |
| 2020-21 | 2.4% | 2.1% | 0.3% | 0.0% | 0.3% | 0.4% | 0.0% | 0.0% | * | 0.0% | 0.0% | 1.1% | 3.1% |
| 2019-20 | 1.6% | 1.4% | 0.3% | 0.0% | 1.4% | 0.1% | 0.0% | 0.0% | * | 0.0% | 0.0% | 1.7% | 8.6% |
| 4-Year Longitudinal Rate (Gr 9-12) | | | | | | | | | | | | | |
| Class of 2021 | | | | | | | | | | | | | |
| Graduated | 90.0% | 90.2% | 98.7% | 100.0% | 96.7% | 98.9% | * | 100.0% | - | 100.0% | 100.0% | 94.5% | 71.4% |
| Received TxCHSE | 0.3% | 0.3% | 0.0% | 0.0% | 0.0% | 0.0% | * | 0.0% | - | 0.0% | 0.0% | 0.0% | 0.0% |
| Continued HS | 3.9% | 4.1% | 0.2% | 0.0% | 0.0% | 0.3% | * | 0.0% | - | 0.0% | 0.0% | 0.0% | 0.0% |
| Dropped Out | 5.8% | 5.3% | 1.1% | 0.0% | 3.3% | 0.8% | * | 0.0% | - | 0.0% | 0.0% | 5.5% | 28.6% |
| Graduates and TxCHSE | 90.3% | 90.5% | 98.7% | 100.0% | 96.7% | 98.9% | * | 100.0% | - | 100.0% | 100.0% | 94.5% | 71.4% |
| Graduates, TxCHSE, and Continuers | 94.2% | 94.7% | 98.9% | 100.0% | 96.7% | 99.2% | * | 100.0% | - | 100.0% | 100.0% | 94.5% | 71.4% |
| Class of 2020 | | | | | | | | | | | | | |
| Graduated | 90.3% | 90.9% | 98.4% | 100.0% | 96.4% | 98.6% | * | * | * | 100.0% | 91.3% | 88.6% | 80.0% |
| Received TxCHSE | 0.4% | 0.4% | 0.0% | 0.0% | 0.0% | 0.0% | * | * | * | 0.0% | 0.0% | 0.0% | 0.0% |
| Continued HS | 3.9% | 4.2% | 0.7% | 0.0% | 1.8% | 0.6% | * | * | * | 0.0% | 4.3% | 4.5% | 20.0% |
| Dropped Out | 5.4% | 4.5% | 0.9% | 0.0% | 1.8% | 0.8% | * | * | * | 0.0% | 4.3% | 6.8% | 0.0% |
| Graduates and TxCHSE | 90.7% | 91.3% | 98.4% | 100.0% | 96.4% | 98.6% | * | * | * | 100.0% | 91.3% | 88.6% | 80.0% |
| Graduates, TxCHSE, and Continuers | 94.6% | 95.5% | 99.1% | 100.0% | 98.2% | 99.2% | * | * | * | 100.0% | 95.7% | 93.2% | 100.0% |
| 5-Year Extended Longitudinal Rate (Gr 9-12) | | | | | | | | | | | | | |
| Class of 2020 | | | | | | | | | | | | | |
| Graduated | 92.2% | 93.1% | 98.6% | 100.0% | 96.4% | 98.9% | * | * | * | 100.0% | 95.5% | 88.6% | 80.0% |
| Received TxCHSE | 0.5% | 0.6% | 0.0% | 0.0% | 0.0% | 0.0% | * | * | * | 0.0% | 0.0% | 0.0% | 0.0% |
| Continued HS | 1.1% | 1.3% | 0.0% | 0.0% | 0.0% | 0.0% | * | * | * | 0.0% | 0.0% | 0.0% | 0.0% |
| Dropped Out | 6.2% | 5.0% | 1.4% | 0.0% | 3.6% | 1.1% | * | * | * | 0.0% | 4.5% | 11.4% | 20.0% |
| Graduates and TxCHSE | 92.7% | 93.7% | 98.6% | 100.0% | 96.4% | 98.9% | * | * | * | 100.0% | 95.5% | 88.6% | 80.0% |

Texas Education Agency
2021-22 Attendance, Graduation, and Dropout Rates (TAPR)
ALEDO ISD (184907) - PARKER COUNTY

| | State | Region 11 | District | African American | Hispanic | White | American Indian | Asian | Pacific Islander | Two or More Races | Special Ed | Econ Disadv | EB/EL |
|--|-------|-----------|--------------|------------------|----------|-------|-----------------|--------|------------------|-------------------|------------|-------------|--------|
| Graduates, TxCHSE, and Continuers | 93.8% | 95.0% | 98.6% | 100.0% | 96.4% | 98.9% | * | * | * | 100.0% | 95.5% | 88.6% | 80.0% |
| Class of 2019 | | | | | | | | | | | | | |
| Graduated | 92.0% | 92.9% | 97.2% | 100.0% | 98.0% | 96.9% | * | * | - | 100.0% | 95.5% | 88.2% | * |
| Received TxCHSE | 0.5% | 0.6% | 1.4% | 0.0% | 0.0% | 1.7% | * | * | - | 0.0% | 0.0% | 3.9% | * |
| Continued HS | 1.3% | 1.6% | 0.0% | 0.0% | 0.0% | 0.0% | * | * | - | 0.0% | 0.0% | 0.0% | * |
| Dropped Out | 6.1% | 4.9% | 1.4% | 0.0% | 2.0% | 1.4% | * | * | - | 0.0% | 4.5% | 7.8% | * |
| Graduates and TxCHSE | 92.6% | 93.5% | 98.6% | 100.0% | 98.0% | 98.6% | * | * | - | 100.0% | 95.5% | 92.2% | * |
| Graduates, TxCHSE, and Continuers | 93.9% | 95.1% | 98.6% | 100.0% | 98.0% | 98.6% | * | * | - | 100.0% | 95.5% | 92.2% | * |
| 6-Year Extended Longitudinal Rate (Gr 9-12) | | | | | | | | | | | | | |
| Class of 2019 | | | | | | | | | | | | | |
| Graduated | 92.6% | 93.8% | 97.2% | 100.0% | 98.0% | 96.9% | * | * | - | 100.0% | 95.7% | 88.2% | * |
| Received TxCHSE | 0.6% | 0.7% | 1.4% | 0.0% | 0.0% | 1.7% | * | * | - | 0.0% | 0.0% | 3.9% | * |
| Continued HS | 0.6% | 0.6% | 0.0% | 0.0% | 0.0% | 0.0% | * | * | - | 0.0% | 0.0% | 0.0% | * |
| Dropped Out | 6.2% | 4.9% | 1.4% | 0.0% | 2.0% | 1.4% | * | * | - | 0.0% | 4.3% | 7.8% | * |
| Graduates and TxCHSE | 93.2% | 94.4% | 98.6% | 100.0% | 98.0% | 98.6% | * | * | - | 100.0% | 95.7% | 92.2% | * |
| Graduates, TxCHSE, and Continuers | 93.8% | 95.1% | 98.6% | 100.0% | 98.0% | 98.6% | * | * | - | 100.0% | 95.7% | 92.2% | * |
| Class of 2018 | | | | | | | | | | | | | |
| Graduated | 92.6% | 93.6% | 99.3% | 100.0% | 98.1% | 99.4% | * | * | - | 100.0% | 94.7% | 95.7% | 100.0% |
| Received TxCHSE | 0.7% | 0.7% | 0.3% | 0.0% | 0.0% | 0.3% | * | * | - | 0.0% | 0.0% | 0.0% | 0.0% |
| Continued HS | 0.6% | 0.8% | 0.0% | 0.0% | 0.0% | 0.0% | * | * | - | 0.0% | 0.0% | 0.0% | 0.0% |
| Dropped Out | 6.1% | 4.8% | 0.5% | 0.0% | 1.9% | 0.3% | * | * | - | 0.0% | 5.3% | 4.3% | 0.0% |
| Graduates and TxCHSE | 93.3% | 94.4% | 99.5% | 100.0% | 98.1% | 99.7% | * | * | - | 100.0% | 94.7% | 95.7% | 100.0% |
| Graduates, TxCHSE, and Continuers | 93.9% | 95.2% | 99.5% | 100.0% | 98.1% | 99.7% | * | * | - | 100.0% | 94.7% | 95.7% | 100.0% |
| 4-Year Federal Graduation Rate Without Exclusions (Gr 9-12) | | | | | | | | | | | | | |
| Class of 2021 | 90.0% | 90.2% | 97.8% | 100.0% | 96.7% | 97.8% | * | 100.0% | - | 100.0% | 81.3% | 92.9% | 71.4% |
| Class of 2020 | 90.3% | 90.9% | 97.3% | 100.0% | 94.7% | 97.5% | * | * | * | 100.0% | 75.0% | 86.7% | 80.0% |
| RHSP/DAP Graduates (Longitudinal Rate) | | | | | | | | | | | | | |
| Class of 2021 | 87.5% | * | - | - | - | - | - | - | - | - | - | - | - |
| Class of 2020 | 83.0% | 63.6% | - | - | - | - | - | - | - | - | - | - | - |
| FHSP-E Graduates (Longitudinal Rate) | | | | | | | | | | | | | |
| Class of 2021 | 3.8% | 2.8% | 0.2% | 0.0% | 0.0% | 0.3% | * | 0.0% | - | 0.0% | 0.0% | 0.0% | 0.0% |
| Class of 2020 | 4.3% | 3.7% | 0.9% | 0.0% | 1.9% | 0.8% | * | * | * | 0.0% | 4.8% | 0.0% | * |
| FHSP-DLA Graduates (Longitudinal Rate) | | | | | | | | | | | | | |
| Class of 2021 | 81.9% | 81.9% | 95.3% | 85.7% | 93.1% | 96.1% | * | 100.0% | - | 87.5% | 53.8% | 84.6% | 40.0% |

Texas Education Agency
2021-22 Attendance, Graduation, and Dropout Rates (TAPR)
ALEDO ISD (184907) - PARKER COUNTY

| | State | Region 11 | District | African American | Hispanic | White | American Indian | Asian | Pacific Islander | Two or More Races | Special Ed | Econ Disadv | EB/EL |
|---|-------|-----------|--------------|------------------|----------|-------|-----------------|--------|------------------|-------------------|------------|-------------|-------|
| Class of 2020 | 83.5% | 83.4% | 93.5% | 83.3% | 88.9% | 94.3% | * | * | * | 92.9% | 47.6% | 76.9% | * |
| RHSP/DAP/FHSP-E/FHSP-DLA Graduates (Longitudinal Rate) | | | | | | | | | | | | | |
| Class of 2021 | 85.7% | 84.7% | 95.6% | 85.7% | 93.1% | 96.4% | * | 100.0% | - | 87.5% | 53.8% | 84.6% | 40.0% |
| Class of 2020 | 87.8% | 87.1% | 94.5% | 83.3% | 90.7% | 95.2% | * | * | * | 92.9% | 52.4% | 76.9% | * |
| RHSP/DAP Graduates (Annual Rate) | | | | | | | | | | | | | |
| 2020-21 | 43.8% | 14.5% | * | - | * | - | - | - | - | - | * | - | - |
| 2019-20 | 38.6% | 12.1% | * | - | - | * | - | - | - | - | * | * | - |
| FHSP-E Graduates (Annual Rate) | | | | | | | | | | | | | |
| 2020-21 | 3.8% | 2.7% | 0.0% | 0.0% | 0.0% | 0.0% | * | 0.0% | - | 0.0% | 0.0% | 0.0% | * |
| 2019-20 | 4.4% | 3.8% | 1.1% | 0.0% | 1.7% | 1.1% | * | * | * | 0.0% | 4.2% | 0.0% | 0.0% |
| FHSP-DLA Graduates (Annual Rate) | | | | | | | | | | | | | |
| 2020-21 | 80.4% | 80.4% | 96.6% | 85.7% | 96.5% | 97.2% | * | 100.0% | - | 87.5% | 57.1% | 93.5% | * |
| 2019-20 | 81.8% | 81.3% | 92.7% | 75.0% | 79.3% | 94.9% | * | * | * | 100.0% | 41.7% | 75.0% | 40.0% |
| RHSP/DAP/FHSP-E/FHSP-DLA Graduates (Annual Rate) | | | | | | | | | | | | | |
| 2020-21 | 84.1% | 83.0% | 96.4% | 85.7% | 94.8% | 97.2% | * | 100.0% | - | 87.5% | 53.3% | 93.5% | * |
| 2019-20 | 85.8% | 84.9% | 93.2% | 75.0% | 81.0% | 95.2% | * | * | * | 100.0% | 42.9% | 75.6% | 40.0% |

Texas Education Agency
2021-22 Graduation Profile (TAPR)
ALEDO ISD (184907) - PARKER COUNTY

| | District Count | District Percent | State Count | State Percent |
|--|-------------------|---------------------|----------------|------------------|
| Graduates (2020-21 Annual Graduates) | | | | |
| Total Graduates | 445 | 100.0% | 358,842 | 100.0% |
| By Ethnicity: | | | | |
| African American | 7 | 1.6% | 44,018 | 12.3% |
| Hispanic | 58 | 13.0% | 183,306 | 51.1% |
| White | 354 | 79.6% | 103,898 | 29.0% |
| American Indian | 4 | 0.9% | 1,195 | 0.3% |
| Asian | 6 | 1.3% | 18,030 | 5.0% |
| Pacific Islander | 0 | 0.0% | 553 | 0.2% |
| Two or More Races | 16 | 3.6% | 7,842 | 2.2% |
| By Graduation Type: | | | | |
| Minimum H.S. Program | 1 | 0.2% | 934 | 0.3% |
| Recommended H.S. Program/Distinguished Achievement Program | 0 | 0.0% | 729 | 0.2% |
| Foundation H.S. Program (No Endorsement) | 15 | 3.4% | 56,281 | 15.7% |
| Foundation H.S. Program (Endorsement) | 0 | 0.0% | 13,582 | 3.8% |
| Foundation H.S. Program (DLA) | 429 | 96.4% | 287,316 | 80.1% |
| Special Education Graduates | 15 | 3.4% | 31,028 | 8.6% |
| Economically Disadvantaged Graduates | 46 | 10.3% | 184,225 | 51.3% |
| Emergent Bilingual (EB)/English Learner (EL) Graduates | 3 | 0.7% | 32,809 | 9.1% |
| At-Risk Graduates | 123 | 27.6% | 155,884 | 43.4% |
| CTE Completers | 101 | 22.7% | 99,076 | 27.6% |

Texas Education Agency
2021-22 College, Career, and Military Readiness (CCMR) (TAPR)
ALEDO ISD (184907) - PARKER COUNTY

| Academic Year | State | Region 11 | District | African American | Hispanic | White | American Indian | Asian | Pacific Islander | Two or More Races | Special Ed | Econ Disadv | EB/EL |
|--|-------|-----------|--------------|------------------|----------|-------|-----------------|--------|------------------|-------------------|------------|-------------|-------|
| College, Career, and Military Ready Graduates (Student Achievement) | | | | | | | | | | | | | |
| College, Career, or Military Ready (Annual Graduates) | | | | | | | | | | | | | |
| 2020-21 | 65.2% | 61.8% | 72.6% | 28.6% | 72.4% | 74.3% | * | 100.0% | - | 50.0% | 66.7% | 58.7% | * |
| 2019-20 | 63.0% | 59.8% | 76.5% | 37.5% | 55.2% | 81.0% | * | * | * | 69.2% | 64.3% | 46.3% | 20.0% |
| College Ready Graduates | | | | | | | | | | | | | |
| College Ready (Annual Graduates) | | | | | | | | | | | | | |
| 2020-21 | 52.7% | 48.8% | 61.3% | 14.3% | 53.4% | 64.1% | * | 83.3% | - | 43.8% | 0.0% | 32.6% | * |
| 2019-20 | 53.4% | 50.1% | 65.9% | 37.5% | 41.4% | 71.1% | * | * | * | 53.8% | 3.6% | 24.4% | 0.0% |
| TSI Criteria Graduates in English Language Arts (Annual Graduates) | | | | | | | | | | | | | |
| 2020-21 | 56.1% | 56.6% | 69.0% | 42.9% | 56.9% | 72.6% | * | 66.7% | - | 50.0% | 0.0% | 52.2% | * |
| 2019-20 | 59.7% | 60.0% | 75.6% | 62.5% | 50.0% | 80.1% | * | * | * | 76.9% | 7.1% | 39.0% | 0.0% |
| TSI Criteria Graduates in Mathematics (Annual Graduates) | | | | | | | | | | | | | |
| 2020-21 | 45.7% | 43.5% | 56.2% | 14.3% | 46.6% | 59.0% | * | 66.7% | - | 43.8% | 0.0% | 26.1% | * |
| 2019-20 | 47.9% | 45.8% | 61.2% | 25.0% | 34.5% | 66.7% | * | * | * | 53.8% | 3.6% | 22.0% | 0.0% |
| TSI Criteria Graduates in Both Subjects (Annual Graduates) | | | | | | | | | | | | | |
| 2020-21 | 40.4% | 38.8% | 54.4% | 14.3% | 43.1% | 57.3% | * | 66.7% | - | 43.8% | 0.0% | 26.1% | * |
| 2019-20 | 43.2% | 41.8% | 60.7% | 25.0% | 31.0% | 66.7% | * | * | * | 53.8% | 3.6% | 22.0% | 0.0% |
| AP / IB Met Criteria in Any Subject (Annual Graduates) | | | | | | | | | | | | | |
| 2020-21 | 21.3% | 22.1% | 30.3% | 14.3% | 27.6% | 32.8% | * | 0.0% | - | 12.5% | 0.0% | 13.0% | * |
| 2019-20 | 21.1% | 21.5% | 30.0% | 0.0% | 17.2% | 33.1% | * | * | * | 23.1% | 0.0% | 4.9% | 0.0% |
| Associate Degree (Annual Graduates) | | | | | | | | | | | | | |
| 2020-21 | 2.6% | 1.4% | 0.0% | 0.0% | 0.0% | 0.0% | * | 0.0% | - | 0.0% | 0.0% | 0.0% | * |
| 2019-20 | 2.1% | 1.1% | 0.0% | 0.0% | 0.0% | 0.0% | * | * | * | 0.0% | 0.0% | 0.0% | 0.0% |
| Dual Course Credits in Any Subject (Annual Graduates) | | | | | | | | | | | | | |
| 2020-21 | 25.9% | 20.3% | 18.0% | 14.3% | 6.9% | 19.8% | * | 16.7% | - | 12.5% | 0.0% | 6.5% | * |
| 2019-20 | 24.6% | 19.9% | 21.9% | 25.0% | 13.8% | 23.5% | * | * | * | 23.1% | 0.0% | 7.3% | 0.0% |
| Onramps Course Credits (Annual Graduates) | | | | | | | | | | | | | |
| 2020-21 | 4.4% | 5.5% | 11.0% | 14.3% | 1.7% | 11.6% | * | 50.0% | - | 6.3% | 0.0% | 2.2% | * |
| 2019-20 | 4.0% | 5.1% | 2.3% | 0.0% | 0.0% | 2.5% | * | * | * | 7.7% | 0.0% | 0.0% | 0.0% |
| Career / Military Ready Graduates | | | | | | | | | | | | | |
| Career or Military Ready (Annual Graduates) | | | | | | | | | | | | | |
| 2020-21 | 24.2% | 23.3% | 33.7% | 14.3% | 44.8% | 32.8% | * | 66.7% | - | 18.8% | 66.7% | 37.0% | * |
| 2019-20 | 18.7% | 17.2% | 23.7% | 0.0% | 19.0% | 24.6% | * | * | * | 23.1% | 64.3% | 24.4% | 20.0% |
| Approved Industry-Based Certification (Annual Graduates) | | | | | | | | | | | | | |

Texas Education Agency
2021-22 College, Career, and Military Readiness (CCMR) (TAPR)
ALEDO ISD (184907) - PARKER COUNTY

| Academic Year | State | Region 11 | District | African American | Hispanic | White | American Indian | Asian | Pacific Islander | Two or More Races | Special Ed | Econ Disadv | EB/EL |
|--|-------|-----------|--------------|------------------|----------|-------|-----------------|-------|------------------|-------------------|------------|-------------|-------|
| 2020-21 | 18.4% | 18.2% | 32.1% | 14.3% | 41.4% | 31.6% | * | 66.7% | - | 12.5% | 20.0% | 34.8% | * |
| 2019-20 | 13.2% | 12.5% | 20.3% | 0.0% | 15.5% | 21.3% | * | * | * | 23.1% | 10.7% | 19.5% | 20.0% |
| Graduates with Level I or Level II Certificate (Annual Graduates) | | | | | | | | | | | | | |
| 2020-21 | 0.7% | 0.2% | 0.7% | 0.0% | 0.0% | 0.6% | * | 0.0% | - | 6.3% | 0.0% | 0.0% | * |
| 2019-20 | 0.7% | 0.1% | 0.2% | 0.0% | 0.0% | 0.3% | * | * | * | 0.0% | 0.0% | 0.0% | 0.0% |
| Graduate with Completed IEP and Workforce Readiness (Annual Graduates) | | | | | | | | | | | | | |
| 2020-21 | 2.4% | 2.7% | 0.9% | 0.0% | 1.7% | 0.6% | * | 0.0% | - | 6.3% | 26.7% | 2.2% | * |
| 2019-20 | 2.4% | 2.5% | 1.4% | 0.0% | 1.7% | 1.4% | * | * | * | 0.0% | 21.4% | 2.4% | 0.0% |
| Graduates Under an Advanced Diploma Plan and Identified as a Current Special Education Student (Annual Graduates) | | | | | | | | | | | | | |
| 2020-21 | 4.4% | 3.5% | 1.8% | 0.0% | 1.7% | 2.0% | * | 0.0% | - | 0.0% | 53.3% | 0.0% | * |
| 2019-20 | 3.7% | 3.0% | 2.7% | 0.0% | 1.7% | 2.8% | * | * | * | 0.0% | 42.9% | 4.9% | 0.0% |

Texas Education Agency
2021-22 CCMR-Related Indicators (TAPR)
ALEDO ISD (184907) - PARKER COUNTY

| | Academic Year | State | Region 11 | District | African American | Hispanic | White | American Indian | Asian | Pacific Islander | Two or More Races | Special Ed | Econ Disadv | EB/EL |
|--|---------------|-------|-----------|--------------|------------------|----------|-------|-----------------|-------|------------------|-------------------|------------|-------------|-------|
| TSIA Results (Graduates >= Criterion) (Annual Graduates) | | | | | | | | | | | | | | |
| Reading | 2020-21 | 25.9% | 24.5% | 21.8% | 0.0% | 13.8% | 24.3% | * | 0.0% | - | 12.5% | 0.0% | 23.9% | * |
| | 2019-20 | 30.1% | 30.0% | 28.9% | 37.5% | 24.1% | 29.7% | * | * | * | 38.5% | 7.1% | 19.5% | 0.0% |
| Mathematics | 2020-21 | 19.4% | 15.9% | 10.1% | 0.0% | 13.8% | 10.2% | * | 0.0% | - | 0.0% | 0.0% | 13.0% | * |
| | 2019-20 | 21.2% | 17.3% | 9.7% | 0.0% | 6.9% | 10.4% | * | * | * | 15.4% | 3.6% | 4.9% | 0.0% |
| Both Subjects | 2020-21 | 14.4% | 12.0% | 6.5% | 0.0% | 6.9% | 6.8% | * | 0.0% | - | 0.0% | 0.0% | 13.0% | * |
| | 2019-20 | 16.4% | 13.6% | 6.5% | 0.0% | 1.7% | 7.3% | * | * | * | 15.4% | 3.6% | 2.4% | 0.0% |
| Completed and Received Credit for College Prep Courses (Annual Graduates) | | | | | | | | | | | | | | |
| English Language Arts | 2020-21 | 8.6% | 7.3% | 0.0% | 0.0% | 0.0% | 0.0% | * | 0.0% | - | 0.0% | 0.0% | 0.0% | * |
| | 2019-20 | 7.3% | 4.6% | 0.0% | 0.0% | 0.0% | 0.0% | * | * | * | 0.0% | 0.0% | 0.0% | 0.0% |
| Mathematics | 2020-21 | 10.3% | 7.9% | 0.0% | 0.0% | 0.0% | 0.0% | * | 0.0% | - | 0.0% | 0.0% | 0.0% | * |
| | 2019-20 | 9.7% | 7.5% | 0.0% | 0.0% | 0.0% | 0.0% | * | * | * | 0.0% | 0.0% | 0.0% | 0.0% |
| Both Subjects | 2020-21 | 4.9% | 2.6% | 0.0% | 0.0% | 0.0% | 0.0% | * | 0.0% | - | 0.0% | 0.0% | 0.0% | * |
| | 2019-20 | 4.2% | 2.1% | 0.0% | 0.0% | 0.0% | 0.0% | * | * | * | 0.0% | 0.0% | 0.0% | 0.0% |
| AP/IB Results (Participation) (Grades 11-12) | | | | | | | | | | | | | | |
| All Subjects | 2021 | 21.1% | 20.9% | 34.2% | 25.0% | 25.2% | 36.5% | * | 22.2% | - | 33.3% | 1.8% | 17.1% | 0.0% |
| | 2020 | 22.0% | 22.9% | 35.4% | 13.3% | 22.1% | 37.8% | 28.6% | 75.0% | * | 30.8% | 0.0% | 10.5% | 0.0% |
| English Language Arts | 2021 | 12.1% | 11.3% | 21.1% | 12.5% | 12.2% | 23.0% | * | 11.1% | - | 25.9% | 0.0% | 13.3% | 0.0% |
| | 2020 | 12.7% | 13.0% | 19.8% | 6.7% | 12.4% | 21.1% | 14.3% | 37.5% | * | 19.2% | 0.0% | 5.8% | 0.0% |
| Mathematics | 2021 | 6.1% | 6.1% | 14.1% | 6.3% | 9.2% | 15.4% | * | 0.0% | - | 14.8% | 0.0% | 6.7% | 0.0% |
| | 2020 | 6.4% | 6.7% | 15.0% | 0.0% | 6.2% | 16.8% | 0.0% | 12.5% | * | 19.2% | 0.0% | 2.3% | 0.0% |
| Science | 2021 | 8.7% | 9.2% | 15.4% | 12.5% | 8.4% | 16.6% | * | 22.2% | - | 18.5% | 0.0% | 9.5% | 0.0% |
| | 2020 | 9.4% | 10.7% | 17.5% | 6.7% | 10.6% | 18.9% | 14.3% | 37.5% | * | 11.5% | 0.0% | 2.3% | 0.0% |
| Social Studies | 2021 | 11.6% | 12.1% | 25.4% | 12.5% | 16.8% | 27.5% | * | 22.2% | - | 22.2% | 1.8% | 13.3% | 0.0% |
| | 2020 | 12.4% | 13.5% | 23.4% | 13.3% | 8.8% | 26.3% | 14.3% | 25.0% | * | 15.4% | 0.0% | 4.7% | 0.0% |
| AP/IB Results (Examinees >= Criterion) (Grades 11-12) | | | | | | | | | | | | | | |
| All Subjects | 2021 | 48.6% | 52.5% | 72.5% | * | 57.6% | 75.1% | - | * | - | 77.8% | * | 83.3% | - |
| | 2020 | 59.0% | 62.1% | 67.4% | * | 68.0% | 69.6% | * | 33.3% | - | 37.5% | - | 33.3% | - |
| English Language Arts | 2021 | 42.7% | 51.3% | 76.2% | * | 56.3% | 79.0% | - | * | - | 57.1% | - | 92.9% | - |
| | 2020 | 50.1% | 55.9% | 67.4% | * | 57.1% | 69.5% | * | * | - | 60.0% | - | 40.0% | - |
| Mathematics | 2021 | 49.4% | 53.4% | 67.4% | * | 50.0% | 68.8% | - | - | - | * | - | 71.4% | - |
| | 2020 | 56.5% | 56.6% | 62.4% | - | 57.1% | 63.3% | - | * | - | 40.0% | - | * | - |
| Science | 2021 | 41.4% | 42.4% | 52.5% | * | 9.1% | 57.9% | - | * | - | 60.0% | - | 60.0% | - |
| | 2020 | 47.6% | 48.1% | 58.1% | * | 41.7% | 60.0% | * | * | - | * | - | * | - |

Texas Education Agency
2021-22 CCMR-Related Indicators (TAPR)
ALEDO ISD (184907) - PARKER COUNTY

| | Academic Year | State | Region 11 | District | African American | Hispanic | White | American Indian | Asian | Pacific Islander | Two or More Races | Special Ed | Econ Disadv | EB/EL |
|---|---------------|-------|-----------|--------------|------------------|----------|-------|-----------------|--------|------------------|-------------------|------------|-------------|-------|
| Social Studies | 2021 | 42.2% | 46.7% | 69.0% | * | 59.1% | 70.0% | - | * | - | 83.3% | * | 71.4% | - |
| | 2020 | 52.3% | 58.2% | 58.0% | * | 60.0% | 59.6% | * | * | - | * | - | * | - |
| SAT/ACT Results (Annual Graduates) | | | | | | | | | | | | | | |
| Tested | 2020-21 | 70.8% | 71.9% | 87.0% | 85.7% | 82.8% | 88.4% | * | 100.0% | - | 75.0% | 33.3% | 80.0% | * |
| | 2019-20 | 76.7% | 74.6% | 72.5% | 87.5% | 36.2% | 77.6% | * | * | * | 69.2% | 10.7% | 35.7% | 0.0% |
| At/Above Criterion for All Examinees | 2020-21 | 32.9% | 37.2% | 56.1% | 16.7% | 41.7% | 58.8% | * | 66.7% | - | 58.3% | 0.0% | 25.0% | * |
| | 2019-20 | 35.7% | 41.5% | 74.5% | 28.6% | 76.2% | 76.2% | * | * | * | 66.7% | * | 40.0% | - |
| Average SAT Score (Annual Graduates) | | | | | | | | | | | | | | |
| All Subjects | 2020-21 | 1002 | 1014 | 1082 | 892 | 1013 | 1098 | * | 1052 | - | 1046 | 742 | 969 | * |
| | 2019-20 | 1019 | 1037 | 1150 | 1000 | 1187 | 1155 | 1020 | 1057 | 870 | 1138 | 853 | 1013 | - |
| English Language Arts and Writing | 2020-21 | 504 | 511 | 545 | 465 | 510 | 553 | * | 510 | - | 526 | 366 | 490 | * |
| | 2019-20 | 513 | 523 | 576 | 507 | 584 | 579 | 510 | 493 | 430 | 573 | 470 | 505 | - |
| Mathematics | 2020-21 | 498 | 503 | 537 | 427 | 503 | 544 | * | 542 | - | 520 | 376 | 479 | * |
| | 2019-20 | 506 | 514 | 575 | 493 | 604 | 576 | 510 | 563 | 440 | 564 | 383 | 507 | - |
| Average ACT Score (Annual Graduates) | | | | | | | | | | | | | | |
| All Subjects | 2020-21 | 20.0 | 21.3 | 24.7 | * | 22.8 | 25.0 | * | * | - | 24.7 | - | * | - |
| | 2019-20 | 20.2 | 20.2 | 24.4 | 19.5 | 24.4 | 24.6 | 21.0 | 26.7 | 15.0 | 21.6 | 16.0 | 17.9 | - |
| English Language Arts | 2020-21 | 19.6 | 21.1 | 25.1 | * | 22.5 | 25.4 | * | * | - | 25.4 | - | * | - |
| | 2019-20 | 19.9 | 19.9 | 24.5 | 18.8 | 24.2 | 24.8 | 19.5 | 26.8 | 15.0 | 20.8 | 15.0 | 16.5 | - |
| Mathematics | 2020-21 | 19.9 | 20.9 | 23.9 | * | 22.7 | 24.1 | * | * | - | 23.7 | - | * | - |
| | 2019-20 | 20.1 | 20.1 | 23.8 | 19.5 | 24.5 | 23.9 | 17.0 | 26.0 | 16.0 | 23.0 | 16.0 | 20.0 | - |
| Science | 2020-21 | 20.3 | 21.5 | 24.5 | * | 23.1 | 24.7 | * | * | - | 23.9 | - | * | - |
| | 2019-20 | 20.5 | 20.5 | 24.2 | 22.0 | 24.6 | 24.3 | 27.0 | 27.0 | 15.0 | 21.3 | 17.0 | 18.0 | - |

Texas Education Agency
2021-22 Other Postsecondary Indicators (TAPR)
ALEDO ISD (184907) - PARKER COUNTY

| | Academic Year | State | Region 11 | District | African American | Hispanic | White | American Indian | Asian | Pacific Islander | Two or More Races | Special Ed | Econ Disadv | EB/EL |
|--|---------------|-------|-----------|--------------|------------------|----------|-------|-----------------|-------|------------------|-------------------|------------|-------------|-----------------|
| Advanced/Dual-Credit Course Completion (Grades 9-12) | | | | | | | | | | | | | | |
| Any Subject | 2020-21 | 42.5% | 40.9% | 52.8% | 33.3% | 43.9% | 54.8% | 66.7% | 70.0% | * | 52.1% | 10.9% | 33.7% | 21.9% |
| | 2019-20 | 46.3% | 43.8% | 48.8% | 25.0% | 41.1% | 50.6% | 50.0% | 47.4% | * | 53.7% | 15.2% | 24.9% | 16.1% |
| English Language Arts | 2020-21 | 16.3% | 14.7% | 17.2% | 4.5% | 9.6% | 19.1% | 16.7% | 10.0% | * | 16.7% | 0.0% | 7.3% | 0.0% |
| | 2019-20 | 18.2% | 16.1% | 17.9% | 12.5% | 12.1% | 18.9% | 10.0% | 21.1% | * | 22.6% | 0.0% | 4.8% | 3.3% |
| Mathematics | 2020-21 | 19.3% | 18.0% | 19.8% | 11.1% | 14.2% | 21.2% | 16.7% | 30.0% | * | 15.9% | 2.8% | 10.7% | 6.9% |
| | 2019-20 | 20.7% | 18.4% | 20.7% | 9.7% | 13.3% | 22.1% | 33.3% | 21.1% | * | 24.5% | 4.5% | 6.1% | 3.4% |
| Science | 2020-21 | 20.6% | 20.6% | 34.1% | 27.3% | 27.5% | 36.1% | 33.3% | 26.3% | * | 25.0% | 6.5% | 25.4% | 16.1% |
| | 2019-20 | 22.4% | 22.4% | 29.9% | 18.5% | 25.4% | 30.9% | 40.0% | 36.8% | * | 27.8% | 7.7% | 15.8% | 6.9% |
| Social Studies | 2020-21 | 22.8% | 23.6% | 33.9% | 7.1% | 21.4% | 36.8% | * | 50.0% | - | 33.3% | 1.9% | 15.3% | 0.0% |
| | 2019-20 | 24.6% | 25.7% | 35.3% | 27.6% | 22.7% | 37.9% | 30.0% | 35.3% | * | 32.7% | 1.0% | 12.5% | 0.0% |
| CTE Coherent Sequence (Annual Graduates) | | | | | | | | | | | | | | |
| | 2020-21 | 0.0% | 0.0% | 0.0% | 0.0% | 0.0% | 0.0% | * | 0.0% | - | 0.0% | 0.0% | 0.0% | * |
| | 2019-20 | 58.5% | 49.5% | 41.3% | 37.5% | 37.9% | 41.2% | * | * | * | 46.2% | 32.1% | 48.8% | 0.0% |
| Graduates Enrolled in Texas Institution of Higher Education (TX IHE) | | | | | | | | | | | | | | |
| | 2019-20 | 46.1% | 41.8% | 55.5% | 25.0% | 41.4% | 59.1% | * | * | * | 53.8% | 28.6% | 26.2% | 0.0% |
| | 2018-19 | 52.6% | 50.0% | 60.5% | 57.1% | 57.8% | 61.1% | * | * | - | 75.0% | 47.6% | 45.7% | * |
| Graduates in TX IHE Completing One Year Without Enrollment in a Developmental Education Course (Data will be available in January 2023) | | | | | | | | | | | | | | |
| | 2019-20 | n/a | n/a | n/a | n/a | n/a | n/a | n/a | n/a | n/a | n/a | n/a | n/a | n/a |

Texas Education Agency
2021-22 Student Information (TAPR)
ALEDO ISD (184907) - PARKER COUNTY

| Student Information | ----- Membership ----- | | | | ----- Enrollment ----- | | | |
|---------------------------------|------------------------|---------|-------------------|---------|------------------------|---------|-------------------|---------|
| | ---- District ---- | | ----- State ----- | | ---- District ---- | | ----- State ----- | |
| | Count | Percent | Count | Percent | Count | Percent | Count | Percent |
| Total Students | 7,325 | 100.0% | 5,402,928 | 100.0% | 7,368 | 100.0% | 5,427,370 | 100.0% |
| Students by Grade: | | | | | | | | |
| Early Childhood Education | 18 | 0.2% | 14,290 | 0.3% | 48 | 0.7% | 21,375 | 0.4% |
| Pre-Kindergarten | 51 | 0.7% | 222,767 | 4.1% | 51 | 0.7% | 223,733 | 4.1% |
| Pre-Kindergarten: 3-year Old | 0 | 0.0% | 33,969 | 0.6% | 0 | 0.0% | 34,259 | 0.6% |
| Pre-Kindergarten: 4-year Old | 51 | 0.7% | 188,798 | 3.5% | 51 | 0.7% | 189,474 | 3.5% |
| Kindergarten | 591 | 8.1% | 370,054 | 6.8% | 595 | 8.1% | 371,502 | 6.8% |
| Grade 1 | 580 | 7.9% | 384,494 | 7.1% | 581 | 7.9% | 386,232 | 7.1% |
| Grade 2 | 566 | 7.7% | 382,008 | 7.1% | 567 | 7.7% | 383,838 | 7.1% |
| Grade 3 | 562 | 7.7% | 383,078 | 7.1% | 564 | 7.7% | 384,872 | 7.1% |
| Grade 4 | 576 | 7.9% | 383,959 | 7.1% | 578 | 7.8% | 386,011 | 7.1% |
| Grade 5 | 576 | 7.9% | 387,945 | 7.2% | 576 | 7.8% | 389,971 | 7.2% |
| Grade 6 | 565 | 7.7% | 398,640 | 7.4% | 567 | 7.7% | 400,447 | 7.4% |
| Grade 7 | 571 | 7.8% | 418,486 | 7.7% | 571 | 7.7% | 418,788 | 7.7% |
| Grade 8 | 570 | 7.8% | 424,287 | 7.9% | 571 | 7.7% | 424,544 | 7.8% |
| Grade 9 | 587 | 8.0% | 475,437 | 8.8% | 587 | 8.0% | 475,746 | 8.8% |
| Grade 10 | 504 | 6.9% | 408,393 | 7.6% | 504 | 6.8% | 408,700 | 7.5% |
| Grade 11 | 538 | 7.3% | 389,034 | 7.2% | 538 | 7.3% | 389,454 | 7.2% |
| Grade 12 | 470 | 6.4% | 360,056 | 6.7% | 470 | 6.4% | 362,157 | 6.7% |
| Ethnic Distribution: | | | | | | | | |
| African American | 118 | 1.6% | 690,999 | 12.8% | 118 | 1.6% | 694,302 | 12.8% |
| Hispanic | 1,264 | 17.3% | 2,850,147 | 52.8% | 1,269 | 17.2% | 2,860,754 | 52.7% |
| White | 5,542 | 75.7% | 1,420,166 | 26.3% | 5,580 | 75.7% | 1,427,241 | 26.3% |
| American Indian | 19 | 0.3% | 17,944 | 0.3% | 19 | 0.3% | 18,028 | 0.3% |
| Asian | 68 | 0.9% | 259,342 | 4.8% | 68 | 0.9% | 261,788 | 4.8% |
| Pacific Islander | 0 | 0.0% | 8,443 | 0.2% | 0 | 0.0% | 8,477 | 0.2% |
| Two or More Races | 314 | 4.3% | 155,887 | 2.9% | 314 | 4.3% | 156,780 | 2.9% |
| Sex: | | | | | | | | |
| Female | 3,484 | 47.6% | 2,640,313 | 48.9% | 3,500 | 47.5% | 2,650,563 | 48.8% |
| Male | 3,841 | 52.4% | 2,762,615 | 51.1% | 3,868 | 52.5% | 2,776,807 | 51.2% |
| Economically Disadvantaged | 972 | 13.3% | 3,278,452 | 60.7% | 975 | 13.2% | 3,289,420 | 60.6% |
| Non-Educationally Disadvantaged | 6,353 | 86.7% | 2,124,476 | 39.3% | 6,393 | 86.8% | 2,137,950 | 39.4% |
| Section 504 Students | 825 | 11.3% | 400,729 | 7.4% | 825 | 11.2% | 401,648 | 7.4% |
| EB Students/EL | 202 | 2.8% | 1,171,661 | 21.7% | 202 | 2.7% | 1,175,333 | 21.7% |

Texas Education Agency
2021-22 Student Information (TAPR)
ALEDO ISD (184907) - PARKER COUNTY

| Student Information | ----- Membership ----- | | | | ----- Enrollment ----- | | | |
|--|------------------------|---------|-------------------|---------|------------------------|---------|-------------------|---------|
| | ---- District ---- | | ----- State ----- | | ---- District ---- | | ----- State ----- | |
| | Count | Percent | Count | Percent | Count | Percent | Count | Percent |
| Students w/ Disciplinary Placements (2020-21) | 66 | 0.9% | 34,054 | 0.6% | | | | |
| Students w/ Dyslexia | 627 | 8.6% | 270,260 | 5.0% | 629 | 8.5% | 270,966 | 5.0% |
| Foster Care | 15 | 0.2% | 15,338 | 0.3% | 15 | 0.2% | 15,409 | 0.3% |
| Homeless | 28 | 0.4% | 61,433 | 1.1% | 28 | 0.4% | 61,687 | 1.1% |
| Immigrant | 28 | 0.4% | 108,510 | 2.0% | 28 | 0.4% | 108,787 | 2.0% |
| Migrant | 1 | 0.0% | 14,366 | 0.3% | 1 | 0.0% | 14,426 | 0.3% |
| Title I | 1,899 | 25.9% | 3,473,996 | 64.3% | 1,935 | 26.3% | 3,487,333 | 64.3% |
| Military Connected | 449 | 6.1% | 176,253 | 3.3% | 449 | 6.1% | 176,554 | 3.3% |
| At-Risk | 1,523 | 20.8% | 2,892,191 | 53.5% | 1,527 | 20.7% | 2,901,015 | 53.5% |
| Students by Instructional Program: | | | | | | | | |
| Bilingual/ESL Education | 201 | 2.7% | 1,182,035 | 21.9% | 201 | 2.7% | 1,185,511 | 21.8% |
| Career and Technical Education | 2,360 | 32.2% | 1,396,189 | 25.8% | | | | |
| Career and Technical Education (9-12 grades only) | 1,566 | 74.6% | 1,159,913 | 71.0% | | | | |
| Gifted and Talented Education | 447 | 6.1% | 434,269 | 8.0% | 447 | 6.1% | 435,356 | 8.0% |
| Special Education | 721 | 9.8% | 624,256 | 11.6% | 764 | 10.4% | 635,097 | 11.7% |
| Students with Disabilities by Type of Primary Disability: | | | | | | | | |
| Total Students with Disabilities | 721 | | 624,256 | | | | | |
| By Type of Primary Disability | | | | | | | | |
| Students with Intellectual Disabilities | 282 | 39.1% | 268,673 | 43.0% | | | | |
| Students with Physical Disabilities | 207 | 28.7% | 129,679 | 20.8% | | | | |
| Students with Autism | 73 | 10.1% | 91,742 | 14.7% | | | | |
| Students with Behavioral Disabilities | 153 | 21.2% | 125,096 | 20.0% | | | | |
| Students with Non-Categorical Early Childhood | 6 | 0.8% | 9,066 | 1.5% | | | | |
| Mobility (2020-21): | | | | | | | | |
| Total Mobile Students | 577 | 8.9% | 705,063 | 13.6% | | | | |
| By Ethnicity: | | | | | | | | |
| African American | 21 | 0.3% | 131,970 | 2.5% | | | | |
| Hispanic | 122 | 1.9% | 342,504 | 6.6% | | | | |
| White | 405 | 6.2% | 184,235 | 3.5% | | | | |
| American Indian | 2 | 0.0% | 2,852 | 0.1% | | | | |
| Asian | 1 | 0.0% | 16,716 | 0.3% | | | | |
| Pacific Islander | 0 | 0.0% | 1,690 | 0.0% | | | | |
| Two or More Races | 26 | 0.4% | 25,096 | 0.5% | | | | |
| Count and Percent of Special Ed Students who are Mobile | 82 | 12.4% | 102,025 | 15.7% | | | | |
| Count and Percent of EB Students/EL who are Mobile | 22 | 13.4% | 124,246 | 12.1% | | | | |
| Count and Percent of Econ Dis Students who are Mobile | 167 | 16.5% | 467,226 | 15.0% | | | | |

Texas Education Agency
2021-22 Student Information (TAPR)
ALEDO ISD (184907) - PARKER COUNTY

| Student Information | ----- Membership ----- | | | | ----- Enrollment ----- | | | |
|-------------------------------------|------------------------|---------|-------------------|---------|------------------------|---------|-------------------|---------|
| | ---- District ---- | | ----- State ----- | | ---- District ---- | | ----- State ----- | |
| | Count | Percent | Count | Percent | Count | Percent | Count | Percent |
| Student Attrition (2020-21): | | | | | | | | |
| Total Student Attrition | 1,191 | 28.5% | 772,746 | 18.9% | | | | |

| Student Information | -Non-Special Education Rates- | | -Special Education Rates- | |
|----------------------------------|-------------------------------|-------|---------------------------|-------|
| | District | State | District | State |
| Retention Rates by Grade: | | | | |
| Kindergarten | 0.5% | 1.9% | 7.1% | 5.2% |
| Grade 1 | 0.4% | 2.9% | 6.2% | 4.2% |
| Grade 2 | 0.0% | 1.7% | 2.9% | 2.2% |
| Grade 3 | 0.0% | 1.0% | 0.0% | 1.0% |
| Grade 4 | 0.4% | 0.7% | 0.0% | 0.7% |
| Grade 5 | 0.2% | 0.5% | 3.5% | 0.7% |
| Grade 6 | 0.2% | 0.6% | 0.0% | 0.6% |
| Grade 7 | 0.0% | 0.7% | 0.0% | 0.7% |
| Grade 8 | 0.2% | 0.6% | 2.1% | 0.8% |
| Grade 9 | 2.2% | 10.5% | 21.7% | 14.1% |

133

| Data Quality: | ---- District ---- | | ----- State ----- | |
|------------------------|--------------------|---------|-------------------|---------|
| | Count | Percent | Count | Percent |
| Underreported Students | 6 | 0.2% | 8,781 | 0.3% |

Class Size Averages by Grade and Subject
(Derived from teacher responsibility records):

| Class Size Information | District | State |
|------------------------|----------|-------|
| Elementary: | | |
| Kindergarten | 20.4 | 18.7 |
| Grade 1 | 19.7 | 18.7 |
| Grade 2 | 19.0 | 18.6 |
| Grade 3 | 18.4 | 18.7 |
| Grade 4 | 19.4 | 18.8 |
| Grade 5 | 20.2 | 20.2 |
| Grade 6 | 22.1 | 19.2 |

Texas Education Agency
2021-22 Student Information (TAPR)
ALEDO ISD (184907) - PARKER COUNTY

| Class Size Information | District | State |
|------------------------|----------|-------|
| Secondary: | | |
| English/Language Arts | 19.4 | 16.3 |
| Foreign Languages | 16.2 | 18.4 |
| Mathematics | 18.0 | 17.5 |
| Science | 20.5 | 18.5 |
| Social Studies | 21.0 | 19.1 |

Texas Education Agency
2021-22 Staff Information (TAPR)
ALEDO ISD (184907) - PARKER COUNTY

| | ---- District ---- | | ----- State ----- | |
|---|--------------------|----------------|-------------------|----------------|
| Staff Information | Count | Percent | Count | Percent |
| Total Staff | 779.8 | 100.0% | 749,473.4 | 100.0% |
| Professional Staff: | 580.0 | 74.4% | 480,632.3 | 64.1% |
| Teachers | 446.7 | 57.3% | 369,695.8 | 49.3% |
| Professional Support | 101.0 | 12.9% | 80,190.4 | 10.7% |
| Campus Administration (School Leadership) | 22.3 | 2.9% | 22,091.4 | 2.9% |
| Central Administration | 10.0 | 1.3% | 8,654.8 | 1.2% |
| Educational Aides: | 30.3 | 3.9% | 82,972.4 | 11.1% |
| Auxiliary Staff: | 169.5 | 21.7% | 185,868.6 | 24.8% |
| Librarians and Counselors (Headcount): | | | | |
| Full-time Librarians | 8.0 | n/a | 4,194.0 | n/a |
| Part-time Librarians | 0.0 | n/a | 607.0 | n/a |
| Full-time Counselors | 16.0 | n/a | 13,550.0 | n/a |
| Part-time Counselors | 3.0 | n/a | 1,176.0 | n/a |
| Total Minority Staff: | 63.9 | 8.2% | 390,611.0 | 52.1% |
| Teachers by Ethnicity: | | | | |
| African American | 2.0 | 0.4% | 41,286.1 | 11.2% |
| Hispanic | 15.9 | 3.6% | 106,866.5 | 28.9% |
| White | 424.2 | 95.0% | 208,485.4 | 56.4% |
| American Indian | 0.0 | 0.0% | 1,235.6 | 0.3% |
| Asian | 1.0 | 0.2% | 6,956.0 | 1.9% |
| Pacific Islander | 0.0 | 0.0% | 553.2 | 0.1% |
| Two or More Races | 3.6 | 0.8% | 4,312.0 | 1.2% |
| Teachers by Sex: | | | | |
| Males | 83.7 | 18.7% | 89,015.4 | 24.1% |
| Females | 363.0 | 81.3% | 280,680.4 | 75.9% |
| Teachers by Highest Degree Held: | | | | |
| No Degree | 0.3 | 0.1% | 5,187.9 | 1.4% |
| Bachelors | 325.7 | 72.9% | 268,560.2 | 72.6% |
| Masters | 118.6 | 26.5% | 93,139.5 | 25.2% |
| Doctorate | 2.0 | 0.4% | 2,808.1 | 0.8% |
| Teachers by Years of Experience: | | | | |
| Beginning Teachers | 20.6 | 4.6% | 29,215.8 | 7.9% |
| 1-5 Years Experience | 114.9 | 25.7% | 98,764.8 | 26.7% |
| 6-10 Years Experience | 94.3 | 21.1% | 76,197.2 | 20.6% |

Texas Education Agency
2021-22 Staff Information (TAPR)
ALEDO ISD (184907) - PARKER COUNTY

| | ---- District ---- | | ----- State ----- | |
|---------------------------------------|--------------------|----------------|-------------------|----------------|
| Staff Information | Count | Percent | Count | Percent |
| 11-20 Years Experience | 142.0 | 31.8% | 105,811.4 | 28.6% |
| 21-30 Years Experience | 67.1 | 15.0% | 48,804.6 | 13.2% |
| Over 30 Years Experience | 7.7 | 1.7% | 10,902.0 | 2.9% |
| Number of Students per Teacher | | | | |
| | 16.4 | n/a | 14.6 | n/a |

| Staff Information | District | State |
|---|-----------------|--------------|
| Experience of Campus Leadership: | | |
| Average Years Experience of Principals | 6.8 | 6.3 |
| Average Years Experience of Principals with District | 6.4 | 5.4 |
| Average Years Experience of Assistant Principals | 4.3 | 5.5 |
| Average Years Experience of Assistant Principals with District | 3.3 | 4.8 |
| Average Years Experience of Teachers: | | |
| Average Years Experience of Teachers: | 11.7 | 11.1 |
| Average Years Experience of Teachers with District: | 5.3 | 7.2 |
| Average Teacher Salary by Years of Experience (regular duties only): | | |
| Beginning Teachers | \$58,469 | \$51,054 |
| 1-5 Years Experience | \$60,128 | \$54,577 |
| 6-10 Years Experience | \$61,065 | \$57,746 |
| 11-20 Years Experience | \$63,849 | \$61,377 |
| 21-30 Years Experience | \$68,478 | \$65,949 |
| Over 30 Years Experience | \$78,671 | \$71,111 |
| Average Actual Salaries (regular duties only): | | |
| Teachers | \$63,006 | \$58,887 |
| Professional Support | \$73,820 | \$69,505 |
| Campus Administration (School Leadership) | \$88,482 | \$84,990 |
| Central Administration | \$143,235 | \$112,797 |
| Instructional Staff Percent: | | |
| | 68.4% | 64.9% |
| Turnover Rate for Teachers: | | |
| | 16.2% | 17.7% |
| Staff Exclusions: | | |
| Shared Services Arrangement Staff: | | |
| Professional Staff | 0.0 | 1,247.4 |
| Educational Aides | 0.0 | 191.7 |
| Auxiliary Staff | 0.0 | 381.6 |
| Contracted Instructional Staff: | | |
| | 7.8 | 2,113.6 |

Texas Education Agency
2021-22 Staff Information (TAPR)
ALEDO ISD (184907) - PARKER COUNTY

| | ----- District ----- | | ----- State ----- | |
|-------------------------------------|----------------------|----------------|-------------------|----------------|
| Designation | Headcount | Average Payout | Headcount | Average Payout |
| Teacher Incentive Allotment: | | | | |
| Recognized | - | - | 3,305 | \$6,188 |
| Exemplary | - | - | 1,564 | \$12,202 |
| Master | - | - | 681 | \$21,922 |

| | ----- District ----- | | ----- State ----- | |
|---|----------------------|---------|-------------------|---------|
| Program Information | Count | Percent | Count | Percent |
| Teachers by Program (population served): | | | | |
| Bilingual/ESL Education | 5.1 | 1.1% | 22,926.8 | 6.2% |
| Career and Technical Education | 19.5 | 4.4% | 19,365.5 | 5.2% |
| Compensatory Education | 0.2 | 0.1% | 11,037.2 | 3.0% |
| Gifted and Talented Education | 15.1 | 3.4% | 6,465.0 | 1.7% |
| Regular Education | 382.0 | 85.5% | 261,685.1 | 70.8% |
| Special Education | 24.8 | 5.5% | 35,441.0 | 9.6% |
| Other | 0.0 | 0.0% | 12,775.1 | 3.5% |

- Indicates there is no data for the item.
- * Indicates results are masked due to small numbers.
- ** When only one student disability or assessment group is masked, then the second smallest student disability or assessment group is masked regardless of size.
- n/a Indicates data reporting is not applicable for this group.
- ? Indicates that the data for this item were statistically improbable or were reported outside a reasonable range.

Link to: [PEIMS Financial Standard Reports 2020-21 Financial Actual Report](#)
 (To open link in a new window, press the "Ctrl" key and click on the link.)

Aledo ISD

2021-22 School Year Report on Violent or Criminal Incidents Student Disciplinary Action Incident Counts by Reason Code

(*To comply with FERPA, data are masked if the number of students involved is less than 5)

| Reason Code | Description | 184907001 | 184907009 | 184907041 | 184907110 | 184907106 | 184907102 | 184907104 | 184907103 | 184907101 | 184907105 |
|--|---|-----------|-----------|-----------|-----------|-----------|-----------|-----------|-----------|------------|-----------|
| | | AHS | DNGC | AMS | McAnally | Annetta | Coder | McCall | Stuard | Vandagriff | Walsh |
| 11 | Used, exhibited, possessed firearm | 0 | 0 | 0 | 0 | 0 | 0 | 0 | 0 | 0 | 0 |
| 12 | Used, exhibited possessed illegal knife | 0 | 0 | 0 | 0 | 0 | 0 | 0 | 0 | 0 | 0 |
| 13 | Used, exhibited, possessed illegal club | 0 | 0 | 0 | 0 | 0 | 0 | 0 | 0 | 0 | 0 |
| 14 | Used, exhibited, possessed prohibited weapon | 0 | 0 | 0 | 0 | 0 | 0 | 0 | 0 | 0 | 0 |
| 16 | Arson | 0 | 0 | 0 | 0 | 0 | 0 | 0 | 0 | 0 | 0 |
| 17 | Murder, capital murder, criminal attempt to commit murder/capital murder | 0 | 0 | 0 | 0 | 0 | 0 | 0 | 0 | 0 | 0 |
| 18 | Indecency with a child | * | 0 | * | 0 | 0 | 0 | 0 | 0 | 0 | 0 |
| 19 | Aggravated kidnapping | 0 | 0 | 0 | 0 | 0 | 0 | 0 | 0 | 0 | 0 |
| 29 | Aggravated assault against school district employee/volunteer | 0 | 0 | 0 | 0 | 0 | 0 | 0 | 0 | 0 | 0 |
| 30 | Aggravated assault against non-employee/volunteer | 0 | 0 | 0 | 0 | 0 | 0 | 0 | 0 | 0 | 0138 |
| 31 | Sexual assault/aggravated sexual assault against school district employee/volunteer | 0 | 0 | 0 | 0 | 0 | 0 | 0 | 0 | 0 | 0 |
| 32 | Sexual assault/aggravated sexual assault against non-employee/volunteer | 0 | 0 | 0 | 0 | 0 | 0 | 0 | 0 | 0 | 0 |
| 36 | Felony controlled substance violation | 0 | 0 | 0 | 0 | 0 | 0 | 0 | 0 | 0 | 0 |
| 37 | Felony alcohol violation | 0 | 0 | 0 | 0 | 0 | 0 | 0 | 0 | 0 | 0 |
| 46 | Aggravated robbery | 0 | 0 | 0 | 0 | 0 | 0 | 0 | 0 | 0 | 0 |
| 47 | Manslaughter | 0 | 0 | 0 | 0 | 0 | 0 | 0 | 0 | 0 | 0 |
| 48 | Criminally negligent homicide | 0 | 0 | 0 | 0 | 0 | 0 | 0 | 0 | 0 | 0 |
| 49 | Engages in deadly conduct | 0 | 0 | 0 | 0 | 0 | 0 | 0 | 0 | 0 | 0 |
| 57 | Continuous Sexual Abuse of Young Child or Children | 0 | 0 | 0 | 0 | 0 | 0 | 0 | 0 | 0 | 0 |
| Total Incidents | | * | 0 | * | 0 | 0 | 0 | 0 | 0 | 0 | 0 |
| Student Enrollment (Fall 2021 PEIMS Snapshot) | | 1,524 | 575 | 1,142 | 567 | 738 | 645 | 505 | 555 | 651 | 466 |
| Incident Rate | | * | 0.0% | * | 0.0% | 0.0% | 0.0% | 0.0% | 0.0% | 0.0% | 0.0% |

The Reason Codes listed in this table are the PEIMS/TSDS Action Reason Codes applicable to **mandatory expellable incidents** that TEA uses in its methodology for identifying Persistently Dangerous Schools as required under the Unsafe School Choice Option (USCO) described in Section 8532 of ESSA.

For information concerning school violence prevention and violence intervention policies that the district is using to protect students, please refer to the District's Student Code of Conduct and School Board Policies (both of which are available on the District's webpage and at all campuses and at the District's Central Administrative Offices).

2020 - 2021 Actual Financial Data
Totals for ALEDO ISD (184907)
Total Enrolled Membership: 6,679

| | District | | | | | | State | | |
|--|---------------------|----------------|----------------|----------------------|----------------|-----------------|-------------------------|----------------|-----------------|
| | General Fund | % | Per Student | All Funds | % | Per Student | All Funds | % | Per Student |
| Revenues | | | | | | | | | |
| Operating Revenue | | | | | | | | | |
| Local Property Tax from M&O (excluding recapture) | \$44,212,105 | 71.96% | \$6,620 | \$44,212,105 | 67.09% | \$6,620 | \$26,132,322,677 | 42.39% | \$4,876 |
| State Operating Funds | \$15,361,662 | 25.00% | \$2,300 | \$15,602,744 | 23.68% | \$2,336 | \$24,792,291,636 | 40.21% | \$4,626 |
| Federal Funds | \$1,234,874 | 2.01% | \$185 | \$3,618,775 | 5.49% | \$542 | \$8,899,057,269 | 14.43% | \$1,661 |
| Other Local | \$630,694 | 1.03% | \$94 | \$2,463,398 | 3.74% | \$369 | \$1,829,823,955 | 2.97% | \$341 |
| Total Operating Revenue | \$61,439,335 | 100.00% | \$9,199 | \$65,897,022 | 100.00% | \$9,866 | \$61,653,495,537 | 100.00% | \$11,505 |
| Other Revenue | | | | | | | | | |
| Local Property Tax from I&S | \$0 | 0.00% | \$0 | \$17,908,012 | 95.35% | \$2,681 | \$8,341,065,357 | 80.13% | \$1,557 |
| State Assistance for Debt Service | \$0 | 0.00% | \$0 | \$253,147 | 1.35% | \$38 | \$355,910,306 | 3.42% | \$66 |
| Other Receipts (excluding debt service financing) | \$6,173 | 100.00% | \$1 | \$606,173 | 3.23% | \$91 | \$939,273,230 | 9.02% | \$175 |
| Total Other Revenue | \$6,173 | 100.00% | \$1 | \$18,781,294 | 100.00% | \$2,812 | \$10,408,865,906 | 100.00% | \$1,942 |
| Subtotal: Operating and Other Revenue | \$61,445,508 | 100.00% | \$9,200 | \$84,678,316 | 100.00% | \$12,678 | \$72,062,361,443 | 100.00% | \$13,447 |
| Recapture Revenue | | | | | | | | | |
| Local Property Tax Recaptured | \$251,135 | 100.00% | \$38 | \$251,135 | 100.00% | \$38 | \$2,970,608,744 | 100.00% | \$554 |
| Total Recaptured Revenue | \$251,135 | 100.00% | \$38 | \$251,135 | 100.00% | \$38 | \$2,970,608,744 | 100.00% | \$554 |
| Subtotal: Operating, Other and Recaptured Revenue | \$61,696,643 | 100.00% | \$9,237 | \$84,929,451 | 100.00% | \$12,716 | \$75,032,970,187 | 100.00% | \$14,002 |
| Debt Service Financing and TRS Estimate Revenue | | | | | | | | | |
| Debt Service Financing Related Revenue | \$0 | 0.00% | \$0 | \$64,695,384 | 95.53% | \$9,686 | \$11,937,813,333 | 82.63% | \$2,228 |
| Estimated State TRS Contributions | \$2,940,385 | 100.00% | \$440 | \$3,025,416 | 4.47% | \$453 | \$2,509,216,302 | 17.37% | \$468 |
| Subtotal: Debt Service Financing and TRS Estimate Revenue | \$2,940,385 | 100.00% | \$440 | \$67,720,800 | 100.00% | \$10,139 | \$14,447,029,635 | 100.00% | \$2,696 |
| Grand Total: Operating, Other, Debt Service Financing, and TRS Estimate Revenue excluding recapture | \$64,385,893 | 100.00% | \$9,640 | \$152,399,116 | 100.00% | \$22,818 | \$86,509,391,078 | 100.00% | \$16,143 |
| Expenditures | | | | | | | | | |
| Operating Expenditures by Object (61xx-64xx only) | | | | | | | | | |
| Payroll Expenditures (Object 61xx) | \$48,090,806 | 81.31% | \$7,200 | \$50,410,399 | 78.58% | \$7,548 | \$47,346,128,779 | 79.55% | \$8,835 |
| Professional & Contracted Services (Object 62xx) | \$6,793,214 | 11.49% | \$1,017 | \$7,081,799 | 11.04% | \$1,060 | \$5,485,075,586 | 9.22% | \$1,024 |

2020 - 2021 Actual Financial Data
Totals for ALEDO ISD (184907)
Total Enrolled Membership: 6,679

| | District | | | | | | State | | |
|--|---------------------|----------------|----------------|----------------------|----------------|-----------------|-------------------------|----------------|-----------------|
| | General Fund | % | Per Student | All Funds | % | Per Student | All Funds | % | Per Student |
| Supplies & Materials (Object 63xx) | \$2,257,706 | 3.82% | \$338 | \$4,219,643 | 6.58% | \$632 | \$5,314,672,096 | 8.93% | \$992 |
| Other Operating Expenditures (Object 64xx) | \$2,000,737 | 3.38% | \$300 | \$2,442,343 | 3.81% | \$366 | \$1,370,305,583 | 2.30% | \$256 |
| Total Operating Expenditures by Object | \$59,142,463 | 100.00% | \$8,855 | \$64,154,184 | 100.00% | \$9,605 | \$59,516,182,044 | 100.00% | \$11,106 |
| Non-Operating Expenditures by Object | | | | | | | | | |
| Capital Outlay (Object 61xx-64xx) | \$17,443 | 6.16% | \$3 | \$17,443 | 0.02% | \$3 | \$41,133,764 | 0.21% | \$8 |
| Debt Services(Object 65xx) | \$0 | 0.00% | \$0 | \$18,844,034 | 23.08% | \$2,821 | \$9,364,911,548 | 47.35% | \$1,748 |
| Capital Outlay(Object 66xx) | \$265,678 | 93.84% | \$40 | \$62,796,771 | 76.90% | \$9,402 | \$10,372,278,176 | 52.44% | \$1,936 |
| Total Non-Operating Expenditures by Object | \$283,121 | 100.00% | \$42 | \$81,658,248 | 100.00% | \$12,226 | \$19,778,323,488 | 100.00% | \$3,691 |
| Grand Total: Operating and Non-Operating Expenditures by Object | \$59,425,584 | 100.00% | \$8,897 | \$145,812,432 | 100.00% | \$21,831 | \$79,294,505,532 | 100.00% | \$14,797 |
| Operating Expenditures by Function (61xx-64xx only) | | | | | | | | | |
| | | | | | | | | | 140 |
| Instruction(Function 11,95) | \$34,320,442 | 58.03% | \$5,139 | \$35,981,626 | 56.09% | \$5,387 | \$34,074,074,457 | 57.25% | \$6,358 |
| Instructional Resources & Media Services (Function 12) | \$650,584 | 1.10% | \$97 | \$705,538 | 1.10% | \$106 | \$620,903,003 | 1.04% | \$116 |
| Curriculum & Staff Development (Function 13) | \$630,097 | 1.07% | \$94 | \$738,922 | 1.15% | \$111 | \$1,355,190,192 | 2.28% | \$253 |
| Instructional Leadership (Function 21) | \$814,477 | 1.38% | \$122 | \$814,477 | 1.27% | \$122 | \$994,704,027 | 1.67% | \$186 |
| School Leadership (Function 23) | \$3,039,434 | 5.14% | \$455 | \$3,039,434 | 4.74% | \$455 | \$3,502,296,166 | 5.88% | \$654 |
| Guidance Counseling Services (Function 31) | \$2,139,490 | 3.62% | \$320 | \$2,595,992 | 4.05% | \$389 | \$2,332,550,758 | 3.92% | \$435 |
| Social Work Services (Function 32) | \$0 | 0.00% | \$0 | \$0 | 0.00% | \$0 | \$188,765,383 | 0.32% | \$35 |
| Health Services (Function 33) | \$604,180 | 1.02% | \$90 | \$668,850 | 1.04% | \$100 | \$709,855,162 | 1.19% | \$132 |
| Transportation (Function 34) | \$2,900,472 | 4.90% | \$434 | \$2,900,472 | 4.52% | \$434 | \$1,599,751,820 | 2.69% | \$299 |
| Food Services (Function 35) | \$1,105 | 0.00% | \$0 | \$2,429,362 | 3.79% | \$364 | \$2,564,517,174 | 4.31% | \$479 |
| Extracurricular (Function 36) | \$2,355,105 | 3.98% | \$353 | \$2,384,946 | 3.72% | \$357 | \$1,572,719,628 | 2.64% | \$293 |
| General Administration (Function 41,92) | \$2,644,231 | 4.47% | \$396 | \$2,673,943 | 4.17% | \$400 | \$1,934,297,273 | 3.25% | \$361 |
| Facilities Maintenance & Operations (Function 51) | \$6,962,977 | 11.77% | \$1,043 | \$7,111,148 | 11.08% | \$1,065 | \$5,884,055,590 | 9.89% | \$1,098 |
| Security & Monitoring Services (Function 52) | \$791,490 | 1.34% | \$119 | \$821,095 | 1.28% | \$123 | \$638,286,567 | 1.07% | \$119 |
| Data Processing Services (Function 53) | \$1,288,379 | 2.18% | \$193 | \$1,288,379 | 2.01% | \$193 | \$1,219,335,870 | 2.05% | \$228 |
| Community Services (Function 61) | \$0 | 0.00% | \$0 | \$0 | 0.00% | \$0 | \$307,113,473 | 0.52% | \$57 |
| Fund Raising CHARTER SCHOOLS ONLY (Function 81) | \$0 | 0.00% | \$0 | \$0 | 0.00% | \$0 | \$17,765,501 | 0.03% | \$3 |
| Total Operating Expenditures by Function | \$59,142,463 | 100.00% | \$8,855 | \$64,154,184 | 100.00% | \$9,605 | \$59,516,182,044 | 100.00% | \$11,106 |

**2020 - 2021 Actual Financial Data
Totals for ALEDO ISD (184907)
Total Enrolled Membership: 6,679**

| | District | | | | | | State | | |
|---|--------------|---------|-------------|---------------|---------|-------------|------------------|---------|-------------|
| | General Fund | % | Per Student | All Funds | % | Per Student | All Funds | % | Per Student |
| Non-Operating Expenditures by Function | | | | | | | | | |
| Non-Operating Expenditures by Function (81) (61xx-64xx) | \$17,443 | 6.16% | \$3 | \$17,443 | 0.02% | \$3 | \$41,133,764 | 0.21% | \$8 |
| Non-Operating Expenditures by Function (1x-9x) (65xx) | \$0 | 0.00% | \$0 | \$18,844,034 | 23.08% | \$2,821 | \$9,364,911,548 | 47.35% | \$1,748 |
| Non-Operating Expenditures by Function (1x-9x) (66xx) | \$265,678 | 93.84% | \$40 | \$62,796,771 | 76.90% | \$9,402 | \$10,372,278,176 | 52.44% | \$1,936 |
| Total Non-Operating Expenditures by Function | \$283,121 | 100.00% | \$42 | \$81,658,248 | 100.00% | \$12,226 | \$19,778,323,488 | 100.00% | \$3,691 |
| Grand Total: Operating and Non-Operating Expenditures by Function | \$59,425,584 | 100.00% | \$8,897 | \$145,812,432 | 100.00% | \$21,831 | \$79,294,505,532 | 100.00% | \$14,797 |
| Operating Expenditures by Program Intent Code (PIC) (61xx-64xx only) | | | | | | | | | |
| Basic Educational Services (PIC 11) | \$32,138,748 | 54.34% | \$4,812 | \$32,829,932 | 51.17% | \$4,915 | \$25,274,728,911 | 42.47% | \$4,716 |
| Gifted and Talented (PIC 21) | \$166,691 | 0.28% | \$25 | \$166,691 | 0.26% | \$25 | \$407,913,365 | 0.69% | \$76 |
| Career and Technical (PIC 22) | \$1,952,836 | 3.30% | \$292 | \$2,049,628 | 3.19% | \$307 | \$1,964,869,701 | 3.30% | 141 \$367 |
| Students with Disabilities (PICs 23,33) | \$5,606,903 | 9.48% | \$839 | \$6,609,261 | 10.30% | \$990 | \$7,563,730,764 | 12.71% | \$1,411 |
| State Compensatory Education (PICs 24,26,28,29,30,34) | \$1,263,210 | 2.14% | \$189 | \$1,629,108 | 2.54% | \$244 | \$5,468,145,158 | 9.19% | \$1,020 |
| Bilingual (PICs 25,35) | \$589,859 | 1.00% | \$88 | \$611,832 | 0.95% | \$92 | \$702,535,245 | 1.18% | \$131 |
| High School Allotment (PIC 31) | \$0 | 0.00% | \$0 | \$0 | 0.00% | \$0 | \$91,476,602 | 0.15% | \$17 |
| PreKindergarten (PIC 32) | \$0 | 0.00% | \$0 | \$0 | 0.00% | \$0 | \$561,611,446 | 0.94% | \$105 |
| Early Education Allotment (PIC 36) | \$276,831 | 0.47% | \$41 | \$420,570 | 0.66% | \$63 | \$1,125,006,152 | 1.89% | \$210 |
| Dyslexia or Related Disorder Services (PIC 37) | \$855,377 | 1.45% | \$128 | \$855,377 | 1.33% | \$128 | \$299,949,455 | 0.50% | \$56 |
| College, Career, and Military Readiness (CCMR) (PIC 38) | \$420,985 | 0.71% | \$63 | \$420,985 | 0.66% | \$63 | \$311,574,001 | 0.52% | \$58 |
| Athletics/Related Activities (PIC 91) | \$1,838,576 | 3.11% | \$275 | \$1,838,576 | 2.87% | \$275 | \$1,119,281,429 | 1.88% | \$209 |
| Un-Allocated (PIC 99) | \$14,032,447 | 23.73% | \$2,101 | \$16,722,224 | 26.07% | \$2,504 | \$14,625,359,815 | 24.57% | \$2,729 |
| Total Operating Expenditures by Program Intent Code (PIC) | \$59,142,463 | 100.00% | \$8,855 | \$64,154,184 | 100.00% | \$9,605 | \$59,516,182,044 | 100.00% | \$11,106 |
| Non-Operating Expenditures by PIC | | | | | | | | | |
| Non-Operating Expenditures by PIC (81) Capital Outlay (61xx-64xx) | \$17,443 | 6.16% | \$3 | \$17,443 | 0.02% | \$3 | \$41,133,764 | 0.21% | \$8 |
| Non-Operating Expenditures by PIC (1x-9x) (65xx) | \$0 | 0.00% | \$0 | \$18,844,034 | 23.08% | \$2,821 | \$9,364,911,548 | 47.35% | \$1,748 |
| Non-Operating Expenditures by PIC (1x-9x) (66xx) | \$265,678 | 93.84% | \$40 | \$62,796,771 | 76.90% | \$9,402 | \$10,372,278,176 | 52.44% | \$1,936 |
| Total Non-Operating Expenditures by Program Intent Code (PIC) | \$283,121 | 100.00% | \$42 | \$81,658,248 | 100.00% | \$12,226 | \$19,778,323,488 | 100.00% | \$3,691 |

2020 - 2021 Actual Financial Data
Totals for ALEDO ISD (184907)
Total Enrolled Membership: 6,679

| | District | | | | | | State | | |
|---|--------------|---------|-------------|---------------|---------|-------------|------------------|---------|-------------|
| | General Fund | % | Per Student | All Funds | % | Per Student | All Funds | % | Per Student |
| Grand Total: Operating and Non-Operating Expenditures by Program Intent Code (PIC) | \$59,425,584 | 100.00% | \$8,897 | \$145,812,432 | 100.00% | \$21,831 | \$79,294,505,532 | 100.00% | \$14,797 |
| Disbursements | | | | | | | | | |
| Total Disbursements | | | | | | | | | |
| Operating Expenditures | \$59,142,463 | 96.57% | \$8,855 | \$64,154,184 | 43.46% | \$9,605 | \$59,516,182,044 | 70.68% | \$11,106 |
| Recapture | \$251,135 | 0.40% | \$38 | \$251,135 | 0.20% | \$38 | \$2,970,608,744 | 3.53% | \$554 |
| Total Other Uses | \$740,000 | 1.21% | \$111 | \$740,000 | 0.50% | \$111 | \$1,287,501,819 | 1.53% | \$240 |
| Intergovernmental Charge | \$826,160 | 1.35% | \$124 | \$826,160 | 0.56% | \$124 | \$653,080,535 | 0.78% | \$122 |
| Debt Service (Object 6500) | \$0 | 0.00% | \$0 | \$18,844,034 | 12.76% | \$2,821 | \$9,364,911,548 | 11.12% | \$1,748 |
| Capital Projects (Object 6600) | \$265,678 | 0.43% | \$40 | \$62,796,771 | 42.54% | \$9,402 | \$10,372,278,176 | 12.32% | \$1,936 |
| Total Disbursements | \$61,242,879 | 100.00% | \$9,169 | \$147,629,727 | 100.00% | \$22,104 | \$84,205,696,630 | 100.00% | \$15,713 |
| 142 | | | | | | | | | |
| Tax Rates | | | | | | | | | |
| 2020 - 2021 (current tax year) Tax Rates | | | | | | | | | |
| Maintenance & Operations | | | | 1.0547 | | | 0.9843 | | |
| Interest & Sinking | | | | 0.4250 | | | 0.2235 | | |
| Total Tax Rate | | | | 1.4797 | | | 1.2078 | | |
| Fund Balance** | | | | | | | | | |
| Fund Balance | | | | | | | | | |
| Nonspendable Fund Balance | \$113,962 | | \$17 | \$211,956 | | \$32 | \$342,667,048 | | \$69 |
| Restricted Fund Balance | \$0 | | \$0 | \$84,910,707 | | \$12,713 | \$20,204,526,878 | | \$4,047 |
| Committed Fund Balance | \$0 | | \$0 | \$578,181 | | \$87 | \$4,009,536,094 | | \$803 |
| Assigned Fund Balance | \$2,800,000 | | \$419 | \$2,800,000 | | \$419 | \$3,530,241,520 | | \$707 |
| Unassigned Fund Balance | \$28,812,968 | | \$4,314 | \$28,812,968 | | \$4,314 | \$16,344,075,825 | | \$3,273 |
| Total Fund Balance** | \$31,726,930 | | \$4,750 | \$117,313,812 | | \$17,565 | \$44,431,047,365 | | \$8,899 |
| Fund Balance Reconciliation | | | | | | | | | |
| 2019-2020 Total Fund Balance (Previous Year) | \$28,332,782 | | \$4,428 | \$180,441,177 | | \$28,198 | \$42,166,833,966 | | \$8,200 |
| 2020-2021 Excess (Deficiency) Operating Expenditures | \$4,127,975 | | \$618 | \$-63,559,849 | | \$-9,516 | \$-8,057,529,155 | | \$-1,614 |

**2020 - 2021 Actual Financial Data
Totals for ALEDO ISD (184907)
Total Enrolled Membership: 6,679**

| | District | | | | | | State | | |
|--|--------------|---|-------------|---------------|---|-------------|------------------|---|-------------|
| | General Fund | % | Per Student | All Funds | % | Per Student | All Funds | % | Per Student |
| 2020-2021 Excess (Deficiency) Non-Operating Expenditures | \$-593,827 | | \$-89 | \$572,484 | | \$86 | \$10,242,175,517 | | \$2,051 |
| 2020-2021 Uncommon Items | \$-140,000 | | \$-21 | \$-140,000 | | \$-21 | \$79,567,037 | | \$16 |
| 2020-2021 Total Fund Balance | \$31,726,930 | | \$4,750 | \$117,313,812 | | \$17,565 | \$44,431,047,365 | | \$8,899 |



ALEDO ISD BOARD MEETING TEMPLATE

MEETING DATE: February 20, 2023

AGENDA ITEM: Lease for Staff Laptop Computers

PRESENTER: Earl Husfeld, Chief Financial Officer and Brooks Moore, Director of Technology

BACKGROUND INFORMATION:

- For the past nine (9) years, Aledo ISD has had three (3) lease agreements with Dell for teacher/staff laptop computers.
- The District is completing the final year of a three-year lease that began in May 2020 and is set to expire in April 2023.
- For the lease period 2014-2017, the District leased 375 Dell Latitude laptop computers for teachers/staff. For the lease period 2017-2020, the District leased 450 Dell Latitude laptop computers. The current lease expiring in April 2023 is for 655 Dell Latitude laptop computers.
- Administration is currently negotiating another three-year lease for 775 laptop computers that would begin in May 2023.
- The benefits to the District of leasing vs. buying teacher/staff laptop computers are the following:
 - Splits the cost over three years at a very low interest rate.
 - Allows the District to provide up to date computers for our teachers/staff every three years.
- This item will be presented to the Board of Trustees for consideration/action at the March 2023 regular board meeting.

FISCAL INFORMATION:

The District includes the annual lease cost in the General Fund adopted budget. It is anticipated the annual lease amount will increase due to the increased number of computers being leased.

ATTACHMENTS:

None

ADMINISTRATIVE RECOMMENDATION:

None – Informational Report



ALEDO ISD BOARD MEETING TEMPLATE

MEETING DATE: February 20, 2023

AGENDA ITEM: Consider All Matters Incident and Related to the Adoption of a Resolution Expressing Official Intent to Reimburse Costs of Projects

PRESENTER: Earl Husfeld, Chief Financial Officer

BACKGROUND INFORMATION:

- During the February 13, 2023 Special Meeting of the Board of Trustees, a \$123.8 million bond election was called for May 6, 2023.
- As the Administration has discussed with you previously, there is the possibility the District may have the need to incur costs for items included in the 2023 bond election prior to actually having bonds funds available. A couple of examples may be the purchase of land for school sites and/or the need to place an order for construction-related items that have a long lead time for delivery and would delay the opening of a project if not ordered quickly.
- To provide for the “reimbursement” of these potential expenditures from bond funds, and based on the recommendation of the District’s bond counsel, the following Resolution Expressing Official Intent to Reimburse Costs of Projects is presented for your review and consideration.

FISCAL INFORMATION:

Unknown at this time.

ATTACHMENTS:

Resolution Expressing Official Intent to Reimburse Costs of Projects

ADMINISTRATIVE RECOMMENDATION:

The Administration recommends the Board of Trustees adopt the Resolution Expressing Official Intent to Reimburse Costs of Projects as presented.

RESOLUTION EXPRESSING OFFICIAL INTENT
TO REIMBURSE COSTS OF PROJECTS

WHEREAS, the Aledo Independent School District (the “District”) is a duly created independent school district and political subdivision of the State of Texas (the “State”); and

WHEREAS, the District expects to pay, or have paid on its behalf, expenditures in connection with the design, planning, acquisition and construction of the projects described in **Exhibit A** hereto (the “Projects”) prior to the issuance of tax-exempt obligations, tax-credit obligations and/or obligations for which a prior expression of intent to finance or refinance is required by federal or State law (collectively and individually, the “Obligations”) to finance the Projects; and

WHEREAS, the District finds, considers and declares that the reimbursement for the payment of such expenditures will be appropriate and consistent with the lawful objectives of the District and, as such, chooses to declare its intention to reimburse itself for such payments at such time as it issues Obligations to finance the Projects;

NOW, THEREFORE, BE IT RESOLVED BY THE BOARD OF TRUSTEES OF THE ALEDO INDEPENDENT SCHOOL DISTRICT THAT:

Section 1. The District reasonably expects to incur debt, or have debt incurred on its behalf, in one or more series of Obligations, with an aggregate maximum principal amount not to exceed \$15,000,000, for the purpose of paying the costs of the Projects.

Section 2. All costs to be reimbursed pursuant hereto will be capital expenditures. No Obligations will be issued by the District in furtherance of this Resolution after a date which is later than 18 months after the later of (1) the date the expenditures are paid or (2) the date on which the Projects, with respect to which such expenditures were made, are placed into service.

Section 3. The foregoing notwithstanding, no tax-exempt Obligations will be issued pursuant to this Resolution more than three years after the date any expenditure which is to be reimbursed is paid.

Section 4. This Resolution shall be effective immediately upon adoption.

PASSED, APPROVED AND EFFECTIVE this February 20, 2023.

ATTEST:

President, Board
of Trustees
Aledo
Independent
School District

Vice President, Board of Trustees
Aledo Independent School District

Exhibit A

Project Description: for the construction, renovation, acquisition and equipment of school facilities in the District (including, but not limited to, improvements to enhance safety and security), including the acquisition of land therefor and the acquisition of new school buses



ALEDO ISD BOARD MEETING TEMPLATE

MEETING DATE: February 20, 2023

AGENDA ITEM: Consider Approval of TASB Board Policy Update 120
CKC(LOCAL)– Safety Program/Risk Management: Emergency Plans
FNG(LOCAL)- Student Rights and Responsibilities: Student and Parent Complaint/Grievances
FO(LOCAL)-Student Discipline

PRESENTER: Lynn McKinney, Deputy Superintendent

BACKGROUND INFORMATION:

As discussed at the January 17, 2023 board meeting, there are four local policies impacted in Update 120. Three of the four policies are being presented for approval this evening. The fourth policy, FFI(LOCAL) Student Welfare: Freedom from Bullying, must comply with the minimum standards adopted by TEA. TEA recently issued updated Proposed Minimum Standards for Bullying Prevention Policies and Procedures for public comment in late October through November 28th. Local policy revisions will be recommended following the publication of the final TEA minimum standards. A summary of revisions for the other three policies include:

- CKC(LOCAL) – Safety Program/Risk Management: Emergency Plans
Education Code 37.108(d) requires a district's multi hazard emergency operations plan to include responding to a train derailment near a district school if a district facility is within 1,000 yards of a railroad track. New recommended local policy text incorporates this requirement into the list of procedures that must be addressed.
- FNG(LOCAL)- Student Rights and Responsibilities: Student and Parent Complaint/Grievances
*Revisions to this local policy are recommended at Other Complaint Processes to:
*Clarify how special education complaints are addressed
*Encompass all instructional resources policies
Reference the required hearing procedure for eligibility disputes under school nutrition programs
- FO (LOCAL)-Student Discipline
The recommended revisions to this policy are to clarify circumstances when restraint may be used generally and to more prominently address restraint of a student who receives special education services.

FISCAL INFORMATION:

None

ATTACHMENTS:

TASB Board Policy Update 120 Draft Proposed Board Policies:

CKC(LOCAL)– Safety Program/Risk Management: Emergency Plans

FNG(LOCAL)- Student Rights and Responsibilities: Student and Parent Complaint/Grievances

FO(LOCAL)-Student Discipline

ADMINISTRATIVE RECOMMENDATION

As discussed at the January 17, 2023 board meeting, administration recommends that Update 120 proposed board policies are approved as presented:

CKC(LOCAL)– Safety Program/Risk Management: Emergency Plans

FNG(LOCAL)- Student Rights and Responsibilities: Student and Parent Complaint/Grievances

FO(LOCAL)- Student Discipline



ALEDO ISD BOARD MEETING TEMPLATE

MEETING DATE: February 20, 2023

AGENDA ITEM: Consider Approval of Resolution Regarding Wage Payments During Emergency School Closing

PRESENTER: Earl Husfeld, Chief Financial Officer and Sherry Taylor, Executive Director of Human Resources

BACKGROUND INFORMATION:

- Aledo ISD facilities were closed for inclement weather from January 30, 2023 through February 3, 2023.
- The District is seeking waivers from the Texas Education Agency for the missed instructional minutes/days.
- Per District Policy DEA (LOCAL), “during an emergency closing for which the workdays are not scheduled to be made up at a later date, all employees shall continue to be paid for their regular duty schedule unless otherwise provided by Board action. Following an emergency closure, the Board shall adopt a resolution or take other Board action establishing the purpose and parameters for such payments.”
- The following Resolution Regarding Wage Payments During Emergency School Closing contains the required information to address the District closure on January 30, 2023 through February 3, 2023.

FISCAL INFORMATION:

No additional financial impact. Projected annual salary included in adopted budget.

ATTACHMENTS:

Resolution Regarding Wage Payments During Emergency School Closing

ADMINISTRATIVE RECOMMENDATION:

The Administration recommends the Board of Trustees approve the Resolution Regarding Wage Payments During Emergency School Closing as presented.

BOARD OF TRUSTEES: ALEDO INDEPENDENT SCHOOL DISTRICT

Resolution No. 02202023-1

RESOLUTION REGARDING WAGE PAYMENTS DURING EMERGENCY SCHOOL CLOSING

WHEREAS, the Board of Trustees (Board) is authorized by Texas Education Code section 45.105 to expend funds of Aledo Independent School District for purposes necessary in the conduct of the public schools as determined by the Board;

WHEREAS, the Board acknowledges that during an emergency closing, most District employees are instructed not to report for work, and other employees may be called upon to provide emergency-related services;

WHEREAS, the Board finds that a need exists to address wage payments for employees who are idled and those required to work during emergency closings;

WHEREAS, the Board determines that employees who are instructed not to report to work may suffer a loss of pay if the District is closed due to an emergency;

WHEREAS, the Board concludes that continuing wage payments to all regular employees, contractual and non-contractual, salaried and non-salaried (to include, in the instance, all full-time, working campus guest teachers), who suffer a loss in pay due to an emergency closing serves the public purposes of maintaining morale, reducing turnover, and ensuring continuity of District staffing when schools reopen; and

NOW, THEREFORE, BE IT RESOLVED that the Board of Trustees of Aledo Independent School District authorizes continued wage payments to all regular employees, contractual and non-contractual, salaried and non-salaried (to include, in the instance, all full-time, working campus guest teachers), who are instructed not to report to work during an emergency closing.

The authority granted by this resolution to continue wage payments to idled employees is effective for the District closure on January 30, 2023 through February 3, 2023.

Adopted this 20th day of February 2023 by the Board of Trustees.

Presiding Officer

Vice President