

Agenda of Regular Meeting

The Board of Trustees Canutillo ISD

A Regular meeting of the Board of Trustees of Canutillo ISD will be held December 12, 2023, beginning at 6:00 PM in the Canutillo ISD Administration Office, 7965 Artcraft, El Paso, TX 79932.

The subjects to be discussed or considered or upon which any formal action may be taken are as listed below. Items do not have to be taken in the order shown on this meeting notice.

1. **GENERAL FUNCTIONS-OTHER**
 - A. Call to Order
 - B. Pledge of Allegiance
 - C. Texas Pledge of Allegiance
 - D. Roll Call
 - E. CISD Vision and Mission Statements 3
2. **BOARD HONORS**
 - A. Canutillo High School Varsity Football Team for reaching the Area Championship Round of the 5A Texas UIL Football Playoffs.
Presenter: G Reveles
 - B. Reyes Elementary School for being named a 2024 U.S. News & World Report Best Elementary Schools in America.
Presenter: G Reveles
3. **OPEN FORUM-OTHER**

Any person wishing to address the Board during the period reserved for public comment at a Board meeting must sign up to be heard, in accordance with District policy BED(LOCAL):

Each participant will be limited to **THREE MINUTES** to make comments to the Board. The Board is **NOT** permitted to discuss or act upon any issues that are not posted on the agenda for tonight's meeting.

For further information on those policies, contact the Superintendent's Administrative Assistant.
4. **BOARD OF TRUSTEE BUSINESS**
 - A. Discussion and Possible Action to Select Financial Advisor Firm for District
Presenter: M. Piekarski
 - B. Discussion and Possible Action to Move the District Calendar to a 2-Year Cycle
5. **CONSENT AGENDA-VOTING**
 - A. *BUSINESS SERVICES*
 1. Approval of the Budget Amendments
Presenter: C. Pulley
 - a. Approval of Budget Amendments for the Month of November 2023 4

- Presenter: C Pulley**
2. Approval of the Monthly Financials
Presenter: C. Pulley
 - a. Approval of the Monthly Financials - October 2023 7
Presenter: C Pulley
 3. Approval of the Monthly Donations
Presenter: C. Pulley
 - a. Acceptance of November 2023 Donations Report 36
Presenter: C. Pulley / E Sida
 4. Approval of Investment Report for the Quarter Ended September 30, 2023 38
Presenter: C Pulley
 - B. *HUMAN RESOURCES*
 1. 2024-2025 Academic Calendars 48
Presenter: Julieta Melendez
 6. **EXECUTIVE SESSION**
To Consult with Attorney Under Sections 551.071 and 551.074 of the Texas Government Code:
 - A. Discussion Regarding Administration's Recommendation for Jose H. Damian School Principal
 7. **NEW BUSINESS (continued); OTHER**
 - A. Discussion and Possible Action Regarding Administration's Recommendation for Jose H. Damian School Principal.
 8. **ADJOURNMENT**

If, during the course of the meeting, discussion of any item on the agenda should be held in a closed meeting, the Board will conduct a closed meeting in accordance with the Texas Open Meetings Act, Government Code, Chapter 551, Subchapters D and E. Before any closed meeting is convened, the presiding officer will publicly identify the section or sections of the Act authorizing the closed meeting. All final votes, actions, or decisions will be taken in open meeting.

CANUTILLO INDEPENDENT SCHOOL DISTRICT

Mission

We provide Equitable Opportunities to ensure our future-ready students are empowered to Explore, Learn, Grow and Excel.

Vision

LEAD today. IMPACT tomorrow.

#VivaCanutillo

Board of Trustees

Meeting Date: _____

Executive Summary of Board Agenda Item

Subject/Title for Agenda Posting:

Justification Statement:

Purpose of Agenda Item:

Information Discussion Action

Item Type:

Curriculum & Instruction HumanResources Business Services

Staff Responsible:

Signature of Requester(s)

Signature of Presenter(s)

CPulley

Business Services Approval (Initials)

Date

Agenda Summary:

RECOMMENDATION:

PRIOR BOARD ACTION:

AWARDED:

AWARDED AMOUNT:

AMOUNT(S):

ACCOUNT NO(S):

PROCUREMENT METHOD TYPE: (3 Quotes, Cooperative Contract Quotes, Sole Source, Formal Bid)

REQUESTING DEPARTMENT:

CONSEQUENCES OF NON-APPROVAL:

IMPLEMENTATION TIMELINE:

ATTACHMENT(S):





FINANCIAL SERVICES

CANUTILLO A Premier District

TO: Board of Trustees
Dr. Pedro Galaviz, Superintendent

FROM: Cristina Pulley, Executive Director for Financial Services

DATE: December 5, 2023

SUBJECT: Budget Amendments for November 2023

Budget Amendments submitted are summarized below for your review and consideration.

Administrative Cost Ratio Formula:

21 Instructional Leadership + 41 General Administration
 11 Instruction + 12 Instructional Resources/Media Services +
 13 Curriculum/Staff Development + 31 Guidance/Counseling Services

BC #344641 - This budget amendment will allocate funds from Instruction and Curriculum/Staff Development to Instruction for the purchase of Extended Content Standard Learning Practice books for 3rd, 4th and 5th grade students at Jose Damian Elementary. This budget amendment will have no impact on the administrative cost ratio.

Budget Account Number		Current Budget	Change	Amended Budget
185.11.6635.00.103.30	Software Licenses/Subscriptions >\$5,000	\$ 8,448	\$ (8,448)	\$ -
185.13.6411.00.103.30	Travel/Training/Subsistence-Employees	\$ 2,387	\$ (1,380)	\$ 1,007
185.11.6399.00.103.30	General Supplies	\$ -	\$ 9,828	\$ 9,828

Street Address:
7965 Artcraft Rd.
El Paso, TX 79932

Mailing Address:
P.O. Box 100
Canutillo, TX 79835

P: (915) 877-7516
F: (915) 877-7524
canutillo-isd.org

BC #344671 - This budget amendment will allocate funds from Plant Maintenance & Operations and Community Service to Facilities Acquisition for the ongoing Canutillo Academy of Public Service (CAPS) building project that includes such items as HVAC, electrical, etc.. This budget amendment will have no impact on the administrative cost ratio.

Budget Account Number		Current Budget	Change	Amended Budget
199.51.6319.00.917.22	Maintenance Supplies	\$ 1,587	\$ (18)	\$ 1,569
199.61.6499.00.917.99	Miscellaneous Operating Costs	\$ 2,000	\$ (1,177)	\$ 823
199.81.6629.00.917.22	Building Purchase/Construction/Improvement	\$ 48,413	\$ 1,195	\$ 49,608

BC #344736 - This budget amendment will allocate funds from Restricted Food Service Fund Balance for food, non-food products, travel, membership, capital outlay furniture and equipment to ensure spending plan requirements are achieved. This budget amendment will have no impact on the administrative cost ratio.

Budget Account Number		Current Budget	Change	Amended Budget
101.00.3450.00.000.00	Reserve for Food Service	\$ 1,655,000	\$ (805,000)	\$ 850,000
101.35.6341.00.909.99	Food	\$ 1,716,521	\$ 200,000	\$ 1,916,521
101.35.6342.00.909.99	Non-Food	\$ 230,000	\$ 100,000	\$ 330,000
101.35.6411.00.909.99	Employee Travel	\$ 60,000	\$ 50,000	\$ 110,000
101.35.6495.00.909.99	Membership Dues	\$ 5,500	\$ 5,000	\$ 10,500
101.35.6639.00.909.99	Capital Outlay Furniture & Equipment	\$ 603,000	\$ 250,000	\$ 853,000
101.51.6399.00.909.00	General Supplies	\$ 200,000	\$ 200,000	\$ 400,000

Board of Trustees

Executive Summary of Board Agenda Item

Meeting Date: _____

Subject/Title for Agenda Posting:

Justification Statement:

Purpose of Agenda Item:

Information Discussion Action

Item Type:

Curriculum & Instruction HumanResources Business Services

Staff Responsible:

Signature of Requester(s)

Signature of Presenter(s)

CPulley
Business Services Approval (Initials)

Date

Agenda Summary:

RECOMMENDATION:

PRIOR BOARD ACTION:

AWARDED:

AWARDED AMOUNT:

AMOUNT(S):

ACCOUNT NO(S):

PROCUREMENT METHOD TYPE: (3 Quotes, Cooperative Contract Quotes, Sole Source, Formal Bid)

REQUESTING DEPARTMENT:

CONSEQUENCES OF NON-APPROVAL:

IMPLEMENTATION TIMELINE:

ATTACHMENT(S):



CANUTILLO A Premier District

Report to Board of Trustees Monthly Financials

October 31, 2023

7965 Artcraft | El Paso, TX 79932
915.877.7401 | www.canutillo-isd.org
Follow us on:   



Table of Contents

	Pages
Supplement - Account Code Scheme	A-1
Supplement - Account Codes	A-2
Financial Statements:	
Monthly Financial Dashboard	1
General Fund Budget vs Actual	2
Food Service	9
State Comp Ed Fund	10
Operating Fund	11
Debt Service	12
Health Insurance	13
Special Revenue Fund	14
Cash Flow	17
Ad Valorem Tax Year 2023-2024	
Tax Collection Analysis	20
Comparative Tax Collection	21
Profit/Loss Statement:	
Health Insurance	22
Supplementary Information:	
Student Attendance Rate	23

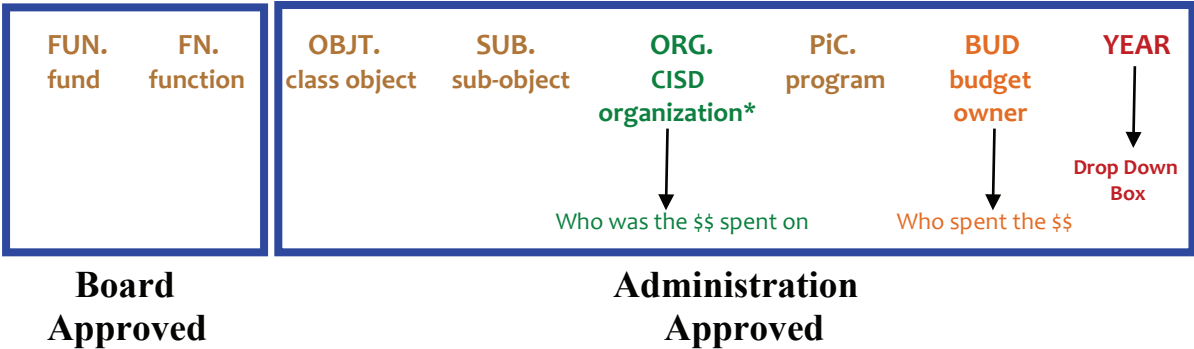
**CANUTILLO INDEPENDENT SCHOOL DISTRICT
ACCOUNT COMPONENTS FOR CAMPUSES AND
DEPARTMENTS
FISCAL YEAR 2022-2023**

ACCOUNT CODING SCHEME

199.11.6112.00.001.11

**199 - FUND
11 – FUNCTION
6112 – CLASS OBJECT
00 – SUB-OBJECT
001 – ORGANIZATION
11 – PROGRAM CODE**

TEAMS ACCOUNT CODE



*Note: With the exception of organizations 726-749 (PEIMS – 750) and 800-997 (PEIMS – 999), CISD organization represents the PEIMS organization. The account element “year” appears in a drop down box rather than as an element of the account string, if more than one year is available.

**CANUTILLO INDEPENDENT SCHOOL DISTRICT
ACCOUNT CODES**

FUND		FUNCTION	
101	Food Service	11	Instruction
185	State Compensatory Education - SCE	12	Instructional Resources and Media Svc
199	Local Operating - General	13	Curriculum Development/Instructional Staff Development
211	Title I, Part A	21	Instructional Leadership
212	Title I, Part C - Migrant	23	School Leadership
224	IDEA Part B Formula	31	Guidance/Counseling Service
225	IDEA Part B Preschool	32	Social Work Service
242	Summer Feeding Program	33	Health Service
244	Perkins V Grant	34	Student (Pupil) Transportation
255	Title II, Part A - TPTR	35	Foodservice
263	Title III, Part A LEP	36	Co curricular/Extracurricular Activity
266	ESSER I- Cares Act	41	General Administration
272	Medicaid Administrative Cost	51	Plant Maintenance/Operations
277	Coronavirus Relief - Cares Act	52	Security/Monitoring Service
281	ESSER II- American Rescue Plan	53	Data Processing Service
282	ESSER III- American Rescue Plan	61	Community Service
289	Federally Funded Discretionary Grant	71	Debt Service
397	Advanced Placement	81	Facilities Acquisition
410	State Instructional Materials	99	Governmental Charges
429	State Discretionary Grant		
461	Campus Activity Funds		
486	Wells Fargo STEM-Power		
487	CREED Accelerated Certification Program		
489	Fruit & Veggie Grant- Chef Ann Foundation		
599	Debt Service		
691	Bond Capital Projects (Series 2006)		
692	Bond Capital Projects (Series 2011)		
693	Bond Capital Projects (Series 2013)		
753	Insurance		
865	Student Activity Funds		

OBJECT CODE			
6112.13	Substitutes - Staff Development	6329	Reading Materials
6112.96	Substitutes - Duty Related/Not Staff Development	6339	Testing Materials
6117.05	Extra Duty Pay - Professional	6341	Food
6117.13	Extra Duty Pay - Professional Staff Development	6342	Non Food
6118	Stipends	6344	USDA Donated Commodities
6119	Salaries	6349	Food Service Supplies
6121.06	Overtime Pay	6395	Supplies - Automotive Parts
6126.03	Academic Tutor Pay	6396	General Supplies - Tools
6128.05	Extra Duty Pay - Hourly	6397	Controlled Assets - Furniture and Equipment
6128.07	Excess Hour Pay - Transportation	6398	Controlled Assets - Technology
6128.13	Extra Duty Pay - Hourly Staff Development	6399	General Supplies
6129	Salaries- Hourly	6411	Travel & Registrations for EMPLOYEES
6211	Legal Services	6411.89	In-City Mileage
6212	Audit Services	6412	Travel & Registrations for STUDENTS
6213	Tax Appraisal/Collection	6419	Travel - Non-Employees
6219	Professional Services	6429	Insurance
6221	Staff Tuition - Higher Education	6439	Election Costs
6229	Tuition/Transfer Payments	6491	Statutorily Required Public Notices
6239	Education Service Center Services	6494	Transportation Charges
6249	Contracted Maintenance and Repair	6495	Membership Dues
6255	Utility - Garbage Disposal	6497	Postage
6256	Utilities - Electric	6498	Cost of Goods Sold
6257	Utilities - Telephone & Telecommunication Charges	6499	Miscellaneous Operating Costs
6258	Utilities - Water, Wastewater Treatment & Sanitation	6499.01	Board Funded Field Trips
6259	Utilities - Gas	6511	Bond Principal
6269	Rental - Copy Machine Leases	6513	Long-Term Loan Principal
6291	Consulting Services	6519	Debt Principal
6297	Printing	6521	Interest on Bonds
6299	Miscellaneous Contracted Services	6523	Interest
6396(<\$5,000) / 6635(>\$5,000)	Software Licenses/Subscriptions	6599	Other Debt Service Fees
6315	Custodial Supplies - Departments	6619	Land Purchase/Improvements
6316	Custodial Supplies - Elementary School	6629	Bldg Purchase/Construct/Improvement
6317	Custodial Supplies - Middle School	6631	Vehicles over \$5000
6318	Custodial Supplies - High School	6636	Capital Assets - Tech Equip & Software > than \$5000
6319	Other Supplies-Maintenance	16639	Capital Assets - Furniture/Equipment > \$5000
6321	Textbooks	6649	Capital Assets - Other

**CANUTILLO INDEPENDENT SCHOOL DISTRICT
ACCOUNT CODES**

SUB-OBJECT		ORGANIZATION
Alphabetical List	Numerical List	
27 Advanced Placement	01 Indirect Costs	001 Canutillo High School
10 Art	09 Department Head	003 Northwest Early College H.S.
51 Athletic Director	10 Art	041 Canutillo Middle School
22 Band	11 English	042 Alderete Middle School
66 Baseball	12 Speech	101 Canutillo Elementary
59 Basketball - boys	13 Journalism	102 Davenport Elementary
58 Basketball - girls	14 Choir	103 Damian Elementary
97 Board Priority	15 Reading	104 Childress Elementary
39 Campus Special Ed	16 Foreign Language	105 Garcia Elementary
54 Cheerleaders	17 Modern Dance	106 Reyes Elementary
14 Choir	18 Social Studies	699 Summer School
38 CHS Decathlon	19 Math	701 Superintendent
56 Cross Country	21 Science	702 Board of Trustees
09 Department Head	22 Band	703 Tax Costs
31 Disciplinary AEP	23 Physical Education	726 Human Resources
88 District Declared Emergency	24 School Improvement	727 Financial Services
11 English	25 Substitute Custodians	728 School Resources
26 E-Rate	26 E-Rate	729 Textbooks
45 E-Rate Reimbursement	27 Advanced Placement	730 Public Relations
57 Football	28 Mother/Daughter	731 Internal Auditor
16 Foreign Language	29 Graduation	732 Associate Superintendent
65 Golf - boys	30 The Learning Center	733 Governmental Relations
63 Golf - girls	31 Disciplinary AEP	734 Chief Financial Officer
29 Graduation	32 Pregnancy Rel Svc	801 Life Skills for Student Parents
41 Health	33 Leadership	806 Adult Literacy
36 Hi-Q	35 RTI	909 Foodservice
89 In city Mileage Reimb	36 Hi-Q	910 Pupil Transportation
01 Indirect Costs	37 TLC Dual Credit	912 External Funding
13 Journalism	38 CHS Decathlon	913 Big Brother/Big Sister
33 Leadership	39 Campus Special Ed	914 Warehouse
19 Math	40 Summer School	915 Facilities
17 Modern Dance	41 Health	916 Curriculum and Instruction
28 Mother/Daughter	43 Wellness	917 Career & Technology Education
69 MS Athletic Uniforms	44 School of Music	918 Special Education
23 Physical Education	45 E-Rate Reimbursement	919 Academic Language Svcs
32 Pregnancy Rel Svc	50 Tennis	920 Student Support Division
15 Reading	51 Athletic Director	921 Testing and Assessment
35 RTI	53 Soccer - girls	922 District Security Services
92 Safety	54 Cheerleaders	923 DAEP
24 School Improvement	55 Volleyball - girls	924 School of Music
44 School of Music	56 Cross Country	925 Athletics
21 Science	57 Football	951 CISD Health Insurance
90 SHAC	58 Basketball - girls	999 District Wide
61 Soccer - boys	59 Basketball - boys	
53 Soccer - girls	60 UIL	
18 Social Studies	61 Soccer - boys	
68 Softball - girls	62 Track - girls	
12 Speech	63 Golf - girls	
25 Substitute Custodians	64 Track - boys	
40 Summer School	65 Golf - boys	
50 Tennis	66 Baseball	
30 The Learning Center	67 Trainer	
37 TLC Dual Credit	68 Softball - girls	
64 Track - boys	69 MS Athletic Uniforms	
62 Track - girls	88 District Declared Emergency	
67 Trainer	89 In city Mileage Reimb	
60 UIL	90 SHAC	
55 Volleyball - girls	92 Safety	
98 Wastewater Treatm	98 Wastewater Treatment	
43 Wellness		
		PROGRAM
		11 Basic Education
		21 Gifted/Talented
		22 Career & Technology
		23 Special Education
		24 Comp Ed Non-Campus
		25 Bilingual Education
		26 Alternative Education Prg
		28 Disciplinary AEP
		30 Comp Ed Campus Activities
		32 Pre-Kindergarten
		33 Pre-K - Special Ed
		34 Pre-K - Comp Ed
		35 Pre-K - Bilingual Ed
		36 Early Education Allotment PK-3rd
		37 Dyslexia
		38 College, Career & Military Readiness
		43 Dyslexia SPED
		91 Athletics
		99 Undistributed

Canutillo Independent School District

Monthly Financial Dashboard

October 2023

			Change
Weekly Enrollment:	10/31/2023	5,905	(171)
	Prior Year:	6,076	
Weekly Attendance:	10/31/2023	93.66%	-1.06%
	Goal:	94.72%	

Monthly Tax Collections:	10/31/2023	653,064	
	Prior Year: 2023	630,364	
	Prior Year: 2022	250,066	
	Average:	511,165	
Y-T-D Tax Collections:	10/31/2023	706,701	6.22%
	Prior Year: 2023	630,364	1.53%
	Prior Year: 2022	250,066	0.77%
	Average:	529,044	2.84%

Year-to-Date		Revenues	Expenditures	Net
Child Nutrition	10/31/2023	\$ 1,340,618	1,797,758	(\$457,140)
	Prior Year: 2023	622,866	1,616,193	(993,327)
	Variance:	717,752	181,565	536,187
Health Care:	10/31/2023	\$ 2,590,953	3,035,537	(\$444,584)
	Prior Year: 2023	2,733,653	2,726,333	7,320
	Variance:	(142,700)	309,204	(451,904)
General Fund:	10/31/2023	\$ 10,271,109	24,075,815	(\$13,804,706)
	Prior Year: 2023	15,235,981	21,809,607	(6,573,626)
	Variance:	(4,964,872)	2,266,208	(7,231,080)

Year-to-Date		Budget	Expenditures	Available
Title I:	10/31/2023	\$ 1,584,952	374,153	\$1,210,799
	Prior Year: 2023	1,593,345	395,715	1,197,630
	Variance:	(8,393)	(21,562)	13,169
Special Revenues:	10/31/2023	\$ 19,090,723	12,151,475	\$6,939,248
	Prior Year: 2023	16,765,548	9,126,322	7,639,226
	Variance:	2,325,175	3,025,153	(699,978)

**Canutillo Independent School District
General Fund Budget vs Actual
October 31, 2023**

Sept-June target % = 22%
12 month target % = 33%

■ = On Target
■ = Fast Receive
■ = Slow Receive

REVENUE ACCOUNT	APPROVED BUDGET	CURRENT MONTH REVENUES	REVENUES	REMAINING BUDGET AMOUNT	% BUDGET RECEIVED
LOCAL:					
TAXES, CURRENT YEAR LEVY	\$31,996,875	\$60,132	\$69,368	(\$31,927,507)	0%
TAXES, PRIOR YEARS	100,000	23,966	21,353	(78,647)	21%
TAXES, PENALTY & INTEREST	90,000	6,707	39,661	(50,339)	44%
FOOD SERVICE ACTIVITY	55,000	2,598	12,616	(42,384)	23%
FOOD SERVICE CATERING	23,000	0	400	(22,600)	2%
TUITION & FEES	1,500	0	0	(1,500)	0%
EARNINGS-TEMP DEP/INVEST	280,000	42,745	185,223	(94,777)	66%
REVENUE-RENT-BUILDINGS	0	0	0	0	0%
INSURANCE RECOVERY REVENUE	0	0	21,832	21,832	0%
MISCELLANEOUS REVENUE	90,000	2,363	10,364	(79,636)	12%
BOND PROCEEDS	0	0	0	0	0%
DISCOUNT ON BOND ISSUANCE	0	0	0	0	0%
FEDERAL REVENUES - E-RATE	160,000	104,046	104,046	(55,954)	65%
REVENUE-ATHLETIC ACTIVITY	60,000	9,556	46,631	(13,369)	78%
Total Local:	32,856,375	252,113	511,493	(32,344,882)	2%
STATE:					
REVENUE-PER CAPITA	\$2,210,091	\$138,677	(\$147,318)	(\$2,357,409)	-7%
REVENUE-FOUNDATION ENTITLE	24,855,431	5,276,540	8,691,320	(16,164,111)	35%
REVENUE-PREK	0	0	0	0	0%
REVENUE-FOOD SERVICE	0	0	0	0	0%
MISC STATE PROGRAM REV	0	0	0	0	0%
TRS ON-BEHALF BENEFIT	3,250,000	285,810	1,127,471	(2,122,529)	35%
Total State:	30,315,522	5,701,027	9,671,473	(20,644,049)	32%

**Canutillo Independent School District
General Fund Budget vs Actual
October 31, 2023**

Sept-June target % = 22%
12 month target % = 33%

■ = On Target
■ = Fast Receive
■ = Slow Receive

REVENUE ACCOUNT	APPROVED BUDGET	CURRENT MONTH REVENUES	REVENUES	REMAINING BUDGET AMOUNT	% BUDGET RECEIVED
FEDERAL:					
REVENUE-R O T C	\$70,000	\$0	\$19,603	(\$50,397)	28%
FEDERAL REVENUES - TEA	350,000	20,357	20,852	(329,148)	6%
SCHOOL BREAKFAST PROGRAM	1,800,000	425,346	445,897	(1,354,103)	25%
SCHOOL LUNCH PROGRAM	3,060,000	700,558	755,423	(2,304,577)	25%
USDA COMMODITIES	399,957	0	0	(399,957)	0%
REVENUE-SHARS-MEDICAID	850,000	23,022	53,751	(796,249)	6%
TDEM Reimbursement	0	26,389	83,235	83,235	0%
Total Federal:	6,529,957	1,195,673	1,378,760	(5,151,197)	21%
Total Revenues:	\$69,701,854	\$7,148,813	\$11,561,727	(\$58,140,127)	17%
Total Operating Budget All Sources:	\$69,701,854	\$7,148,813	\$11,561,727	(\$58,140,127)	17%

**Canutillo Independent School District
General Fund Budget vs. Actual
October 31, 2023**

DRAFT

Sept-June target % = 22%
12 month target % = 33%

■ = On Target
■ = Fast Spending
■ = Slow Spending

ACCOUNT CODE BY FUNCTION	CURRENT BUDGET	CURRENT MONTH EXPENDITURES	YEAR-TO-DATE EXPENDITURES	OUTSTANDING ENCUMBRANCES	REMAINING BUDGET AMOUNT	% BUDGET USED
11 INSTRUCTION						
PAYROLL COSTS	\$36,216,416	\$2,604,355	\$12,389,458	\$0	\$23,826,958	34%
PROF. & CONTRACTED SERVICES	365,193	12,053	49,769	126,018	189,406	48%
MATERIALS & SUPPLIES	723,475	23,462	228,919	313,841	180,715	75%
OTHER OPERATING EXPENSES	133,501	1,408	34,222	19,688	79,591	40%
CAPITAL OUTLAY - LAND,BLDG,EQUIP	443,114	0	300,905	77,121	65,088	85%
INSTRUCTION	37,881,699	2,641,278	13,003,273	536,667	24,341,759	36%
12 INSTR RESOURCES & MEDIA						
PAYROLL COSTS	745,545	51,393	257,962	0	487,583	35%
PROF. & CONTRACTED SERVICES	3,300	0	0	0	3,300	0%
MATERIALS & SUPPLIES	40,086	6,642	9,806	6,394	23,886	40%
OTHER OPERATING EXPENSES	2,700	0	0	1,000	1,700	37%
CAPITAL OUTLAY - LAND,BLDG,EQUIP	27,059	0	16,157	10,900	2	100%
INSTR RESOURCES & MEDIA	818,690	58,034	283,926	18,294	516,470	37%
13 STAFF DEVELOPMENT-CURRICULUM/INSTRUCTION						
PAYROLL COSTS	886,555	60,773	261,674	0	624,881	30%
PROF. & CONTRACTED SERVICES	17,270	0	1,500	179	15,591	10%
MATERIALS & SUPPLIES	9,859	0	4,752	1,830	3,277	67%
OTHER OPERATING EXPENSES	102,601	2,056	12,204	10,867	79,530	22%
STAFF DEVELOPMENT-CURRICULUM/INSTRU	1,016,284	62,829	280,129	12,876	723,279	29%
21 INSTRUCTIONAL ADMIN						
PAYROLL COSTS	1,123,715	82,958	354,330	0	769,385	32%
PROF. & CONTRACTED SERVICES	11,553	952	3,733	9,490	(1,669)	114%
MATERIALS & SUPPLIES	8,720	614	6,286	297	2,137	75%
OTHER OPERATING EXPENSES	32,274	4,761	9,000	4,485	18,789	42%
CAPITAL OUTLAY - LAND,BLDG,EQUIP	5,500	0	5,500	0	0	100%
INSTRUCTIONAL ADMIN	1,181,762	89,285	378,849	14,272	788,642	33%

**Canutillo Independent School District
General Fund Budget vs. Actual
October 31, 2023**

DRAFT

Sept-June target % = 22%
12 month target % = 33%

■ = On Target
■ = Fast Spending
■ = Slow Spending

ACCOUNT CODE BY FUNCTION	CURRENT BUDGET	CURRENT MONTH EXPENDITURES	YEAR-TO-DATE EXPENDITURES	OUTSTANDING ENCUMBRANCES	REMAINING BUDGET AMOUNT	% BUDGET USED
23 SCHOOL LEADERSHIP						
PAYROLL COSTS	3,958,072	310,875	1,326,086	0	2,631,986	34%
PROF. & CONTRACTED SERVICES	43,388	3,016	13,083	21,159	9,146	79%
MATERIALS & SUPPLIES	34,412	2,229	7,904	1,786	24,722	28%
OTHER OPERATING EXPENSES	58,139	1,713	8,592	5,255	44,293	24%
CAPITAL OUTLAY - LAND,BLDG,EQUIP	0	0	0	0	0	0%
SCHOOL LEADERSHIP	4,094,011	317,833	1,355,664	28,200	2,710,147	34%
31 GUIDANCE & COUNSELING SVC						
PAYROLL COSTS	2,467,884	196,609	852,124	0	1,615,760	35%
PROF. & CONTRACTED SERVICES	9,177	673	2,691	4,943	1,543	83%
MATERIALS & SUPPLIES	21,138	679	5,129	867	15,142	28%
OTHER OPERATING EXPENSES	20,754	1,337	1,673	3,995	15,085	27%
CAPITAL OUTLAY - LAND,BLDG,EQUIP	43,105	0	32,749	0	10,355	76%
GUIDANCE & COUNSELING SVC	2,562,057	199,296	894,366	9,805	1,657,886	35%
32 SOCIAL WORK SERVICES						
PAYROLL COSTS	258,439	17,048	74,884	0	183,555	29%
PROF. & CONTRACTED SERVICES	3,852	0	0	191	3,661	5%
MATERIALS & SUPPLIES	2,148	76	1,101	640	407	81%
OTHER OPERATING EXPENSES	7,890	0	0	0	7,890	0%
SOCIAL WORK SERVICES	272,329	17,124	75,986	830	195,513	28%
33 HEALTH SERVICES						
PAYROLL COSTS	1,037,292	76,049	331,451	0	705,841	32%
PROF. & CONTRACTED SERVICES	972	0	840	0	132	86%
MATERIALS & SUPPLIES	15,807	1,358	5,860	1,143	8,804	44%
OTHER OPERATING EXPENSES	2,994	95	195	560	2,239	25%
CAPITAL OUTLAY - LAND,BLDG,EQUIP	8,159	0	8,159	0	0	100%
HEALTH SERVICES	1,065,224	77,502	346,505	1,703	717,016	33%

**Canutillo Independent School District
General Fund Budget vs. Actual
October 31, 2023**

DRAFT

Sept-June target % = 22%
12 month target % = 33%

■ = On Target
■ = Fast Spending
■ = Slow Spending

ACCOUNT CODE BY FUNCTION	CURRENT BUDGET	CURRENT MONTH EXPENDITURES	YEAR-TO-DATE EXPENDITURES	OUTSTANDING ENCUMBRANCES	REMAINING BUDGET AMOUNT	% BUDGET USED
34 STUDENT TRANSPORTATION						
PAYROLL COSTS	1,468,091	138,647	528,532	0	939,559	36%
PROF. & CONTRACTED SERVICES	82,808	9,267	26,751	38,955	17,102	79%
MATERIALS & SUPPLIES	140,083	21,550	94,083	28,700	17,300	88%
OTHER OPERATING EXPENSES	131,766	795	103,474	1,856	26,436	80%
CAPITAL OUTLAY - LAND,BLDG,EQUIP	79,631	0	(79,437)	0	159,068	0%
STUDENT TRANSPORTATION	1,902,379	170,259	673,403	69,511	1,159,465	39%
35 FOOD SERVICE						
PAYROLL COSTS	2,788,371	211,732	871,368	0	1,917,003	31%
PROF. & CONTRACTED SERVICES	90,000	3,658	19,294	52,684	18,022	80%
MATERIALS & SUPPLIES	2,263,478	196,433	753,598	812,469	697,412	69%
OTHER OPERATING EXPENSES	24,500	196	4,372	3,008	17,120	30%
CAPITAL OUTLAY - LAND,BLDG,EQUIP	415,000	458	5,768	278,626	130,606	69%
FOOD SERVICE	5,581,349	412,476	1,654,399	1,146,786	2,780,163	50%
36 COCURRICULAR ACTIVITIES						
PAYROLL COSTS	1,116,234	101,260	265,555	0	850,679	24%
PROF. & CONTRACTED SERVICES	104,440	2,809	24,001	33,398	47,042	55%
MATERIALS & SUPPLIES	123,318	4,464	32,771	25,253	65,294	47%
OTHER OPERATING EXPENSES	330,784	1,526	70,581	28,581	231,623	30%
CAPITAL OUTLAY - LAND,BLDG,EQUIP	9,400	0	9,400	0	0	100%
COCURRICULAR ACTIVITIES	1,684,176	110,058	402,307	87,231	1,194,637	29%
41 GENERAL ADMINISTRATION						
PAYROLL COSTS	2,891,916	243,855	999,281	0	1,892,635	35%
PROF. & CONTRACTED SERVICES	308,668	27,359	118,525	82,516	107,627	65%
MATERIALS & SUPPLIES	62,734	252	14,811	2,182	45,742	27%
OTHER OPERATING EXPENSES	205,213	15,273	140,660	26,320	38,233	81%
CAPITAL OUTLAY - LAND,BLDG,EQUIP	48,252	0	7,526	5,726	35,000	27%
GENERAL ADMINISTRATION	3,516,784	286,740	1,280,802	116,744	2,119,238	40%

**Canutillo Independent School District
General Fund Budget vs. Actual
October 31, 2023**

DRAFT

Sept-June target % = 22%
12 month target % = 33%

■ = On Target
■ = Fast Spending
■ = Slow Spending

ACCOUNT CODE BY FUNCTION	CURRENT BUDGET	CURRENT MONTH EXPENDITURES	YEAR-TO-DATE EXPENDITURES	OUTSTANDING ENCUMBRANCES	REMAINING BUDGET AMOUNT	% BUDGET USED
51 PLANT MAINT & OPERATIONS						
PAYROLL COSTS	4,357,785	342,338	1,073,620	0	3,284,165	25%
PROF. & CONTRACTED SERVICES	2,280,994	230,198	762,189	447,629	1,071,176	53%
MATERIALS & SUPPLIES	573,195	12,525	152,180	87,923	333,092	42%
OTHER OPERATING EXPENSES	632,208	1,613	623,187	1,923	7,098	99%
CAPITAL OUTLAY - LAND,BLDG,EQUIP	35,566	0	0	0	35,566	0%
PLANT MAINT & OPERATIONS	7,879,748	586,675	2,611,176	537,474	4,731,097	40%
52 SECURITY & MONITORING SVC						
PAYROLL COSTS	1,123,672	110,380	399,873	0	723,799	36%
PROF. & CONTRACTED SERVICES	95,370	1,031	5,003	9,947	80,419	16%
MATERIALS & SUPPLIES	176,033	1,313	6,762	10,283	158,989	10%
OTHER OPERATING EXPENSES	17,666	3,203	14,119	1,888	1,659	91%
CAPITAL OUTLAY - LAND,BLDG,EQUIP	0	0	0	0	0	0%
SECURITY & MONITORING SVC	1,412,741	115,926	425,757	22,118	964,866	32%
53 DATA PROCESSING SERVICES						
PAYROLL COSTS	1,492,703	111,571	487,711	0	1,004,992	33%
PROF. & CONTRACTED SERVICES	207,757	8,892	171,534	23,818	12,405	94%
MATERIALS & SUPPLIES	185,614	1,841	51,303	40,768	93,543	50%
OTHER OPERATING EXPENSES	6,335	28	2,170	1,426	2,740	57%
CAPITAL OUTLAY - LAND,BLDG,EQUIP	308,212	0	129,418	66,674	112,120	64%
DATA PROCESSING SERVICES	2,200,621	122,332	842,137	132,685	1,225,799	44%
61 COMMUNITY SERVICES						
PAYROLL COSTS	11,070	0	0	0	11,070	0%
PROF. & CONTRACTED SERVICES	50	0	0	170	(120)	340%
MATERIALS & SUPPLIES	2,093	0	38	0	2,056	2%
OTHER OPERATING EXPENSES	3,920	5	977	1,799	1,145	71%
CAPITAL OUTLAY - LAND,BLDG,EQUIP	0	0	0	0	0	0%
COMMUNITY SERVICES	17,133	5	1,014	1,969	14,150	17%

**Canutillo Independent School District
General Fund Budget vs. Actual
October 31, 2023**

DRAFT

Sept-June target % = 22%
12 month target % = 33%

■ = On Target
■ = Fast Spending
■ = Slow Spending

ACCOUNT CODE BY FUNCTION	CURRENT BUDGET	CURRENT MONTH EXPENDITURES	YEAR-TO-DATE EXPENDITURES	OUTSTANDING ENCUMBRANCES	REMAINING BUDGET AMOUNT	% BUDGET USED
71 DEBT SERVICES						
DEBT SERVICE	1,580,884	128,397	1,171,472	0	409,412	74%
DEBT SERVICES	1,580,884	128,397	1,171,472	0	409,412	74%
81 FACILITIES ACQUISITION/CONSTRUCTION						
CAPITAL OUTLAY - LAND,BLDG,EQUIP	443,603	41,338	41,338	396,100	6,165	99%
FACILITIES ACQUISITION/CONSTRUCTION	443,603	41,338	41,338	396,100	6,165	99%
99 OTHER INTERGOVERNMENTAL CHARGES						
TAX APPRAISAL & COLLECTION	486,196	0	151,068	383,293	(48,165)	110%
OTHER INTERGOVERNMENTAL CHARGES	486,196	0	151,068	383,293	(48,165)	110%
Total Budgeted Expenditures:	\$75,597,670	\$5,437,388	\$25,873,573	\$3,516,559	\$46,207,538	39%
Revenue Over Expenditures	(\$5,895,816)		(\$14,311,846)			
<u>SUMMARY OCTOBER 2023</u>						
PAYROLL COSTS	\$61,943,760	\$4,659,841	\$20,473,910	\$0	\$41,469,850	33%
PROF. & CONTRACTED SERVICES	3,624,791	299,908	1,198,912	851,096	1,574,783	57%
MATERIALS & SUPPLIES	4,382,194	273,437	1,375,303	1,334,374	1,672,517	62%
OTHER OPERATING EXPENSES	1,713,244	34,008	1,025,424	112,649	575,171	66%
DEBT SERVICE	1,580,884	128,397	1,171,472	0	409,412	74%
CAPITAL OUTLAY - LAND,BLDG,EQUIP	1,866,601	41,796	477,484	835,147	553,970	70%
OTHER INTERGOVERNMENTAL CHARGES	486,196	0	151,068	383,293	(48,165)	110%
Total Budgeted Expenditures:	\$75,597,670	\$5,437,388	\$25,873,573	\$3,516,559	\$46,207,538	39%

**Canutillo Independent School District
Financial Statement
101 - Food Service
October 31, 2023**

FUND	OBJECT	TITLE	AMENDED BUDGET		YEAR TO DATE REVENUE	BALANCE AVAILABLE	PERCENTAGE USED
101	5700	Local Revenue	88,000		56,063	31,937	64%
101	5800	State Revenue	0		0	0	0%
101	5900	Federal Revenue	5,259,957		1,284,555	3,975,402	24%
101	7900	Other Sources	0		0	0	0%
REPORT TOTAL			\$5,347,957		\$1,340,618	\$4,007,339	25%

FUND	OBJECT	TITLE	AMENDED BUDGET	ENCUMBRANCE	YEAR TO DATE EXPENDITURES	BALANCE AVAILABLE	PERCENTAGE USED
101	6100	Payroll	2,891,926	0	902,876	1,989,050	31%
101	6200	Contracted Services	495,000	162,726	111,992	220,283	55%
101	6300	Supplies	2,361,531	830,322	772,750	758,459	68%
101	6400	Other Operating	24,500	3,008	4,372	17,120	30%
101	6600	Capital	425,000	278,626	5,768	140,606	67%
REPORT TOTAL			\$6,197,957	\$1,274,682	\$1,797,758	\$3,125,517	50%

FUND	FUNCTION	TITLE	AMENDED BUDGET	ENCUMBRANCE	YEAR TO DATE EXPENDITURES	BALANCE AVAILABLE	PERCENTAGE USED
101	35	Food Service	5,581,349	1,146,786	1,654,399	2,780,163	50%
101	51	Plant Maintenance	616,608	127,896	143,358	345,354	44%
REPORT TOTAL			\$6,197,957	\$1,274,682	\$1,797,758	\$3,125,517	50%

**Canutillo Independent School District
Financial Statement
185 - Compensatory Education
October 31, 2023**

FUND	OBJECT	TITLE	AMENDED BUDGET		YEAR TO DATE REVENUE	BALANCE AVAILABLE	PERCENTAGE USED
185	5800	State Revenue	3,366,373		1,251,988	2,114,385	37%
REPORT TOTAL			\$3,366,373		\$1,251,988	\$2,114,385	37%

FUND	OBJECT	TITLE	AMENDED BUDGET	ENCUMBRANCE	YEAR TO DATE EXPENDITURES	BALANCE AVAILABLE	PERCENTAGE USED
185	6100	Payroll	2,967,981	0	868,622	2,099,359	29%
185	6200	Contracted Services	41,608	1,052	492	40,064	4%
185	6300	Supplies	171,029	40,702	48,887	81,440	52%
185	6400	Other Operating	45,952	1,904	5,819	38,230	17%
185	6600	Capital Outlay- Land, Bldg, Equip	74,028	13,819	55,156	5,053	93%
REPORT TOTAL			\$3,300,598	\$57,476	\$978,975	\$2,264,146	31%

FUND	FUNCTION	TITLE	AMENDED BUDGET	ENCUMBRANCE	YEAR TO DATE EXPENDITURES	BALANCE AVAILABLE	PERCENTAGE USED
185	11	Instructional	2,869,823	54,603	843,582	1,971,638	31%
185	12	Instructional Resources	1,995	0	0	1,995	0%
185	13	Curriculum & Instruction	89,592	1,129	26,654	61,809	31%
185	21	Instructional Admin	44,342	614	15,484	28,244	36%
185	31	Guidance & Counseling	78,369	300	17,270	60,799	22%
185	32	Social Work Services	216,477	830	75,986	139,661	35%
REPORT TOTAL			\$3,300,598	\$57,476	\$978,975	\$2,264,146	31%

**Canutillo Independent School District
Financial Statement
199 - General Fund
October 31, 2023**

FUND	OBJECT	TITLE	AMENDED BUDGET		YEAR TO DATE REVENUE	BALANCE AVAILABLE	PERCENTAGE USED
199	5700	Local Revenue	32,768,375		455,430	32,312,945	1%
199	5800	State Revenue	26,949,149		8,419,485	18,529,664	31%
199	5900	Federal Revenue	1,270,000		94,206	1,175,794	7%
199	7900	Other Sources	50,000		50,000	0	100%
REPORT TOTAL			\$61,037,524		\$9,019,121	\$52,018,403	15%

FUND	OBJECT	TITLE	AMENDED BUDGET	ENCUMBRANCE	YEAR TO DATE EXPENDITURES	BALANCE AVAILABLE	PERCENTAGE USED
199	6100	Payroll	56,083,853	0	18,702,412	37,381,441	33%
199	6200	Contracted Services	3,574,379	1,070,612	1,237,497	1,266,271	65%
199	6300	Supplies	1,849,634	463,350	553,666	832,618	55%
199	6400	Other Operating	1,642,792	107,738	1,015,234	519,821	68%
199	6500	Debt Service	1,580,884	0	1,171,472	409,412	74%
199	6600	Capital	1,367,573	542,702	416,560	408,311	70%
REPORT TOTAL			\$66,099,115	\$2,184,401	\$23,096,840	\$40,817,874	38%

FUND	FUNCTION	TITLE	AMENDED BUDGET	ENCUMBRANCE	YEAR TO DATE EXPENDITURES	BALANCE AVAILABLE	PERCENTAGE USED
199	11	Instructional	35,011,876	482,064	12,159,691	22,370,121	36%
199	12	Instructional Resources	816,695	18,294	283,926	514,475	37%
199	13	Curriculum & Instruction	926,692	11,747	253,475	661,470	29%
199	21	Instructional Admin	1,137,420	13,657	363,365	760,398	33%
199	23	School Administration	4,094,011	28,200	1,355,664	2,710,147	34%
199	31	Guidance & Counseling	2,483,688	9,505	877,097	1,597,086	36%
199	32	Social Work Services	55,852	0	0	55,852	0%
199	33	Health Services	1,065,224	1,703	346,505	717,016	33%
199	34	Student Transportation	1,902,379	69,511	673,403	1,159,465	39%
199	36	Cocurricular Activities	1,684,176	87,231	402,307	1,194,637	29%
199	41	General Administration	3,516,784	116,744	1,280,802	2,119,238	40%
199	51	Plant Maintenance	7,263,140	409,579	2,467,818	4,385,743	40%
199	52	Security	1,412,741	22,118	425,757	964,866	32%
199	53	Data Processing	2,200,621	132,685	842,137	1,225,799	44%
199	61	Community Services	17,133	1,969	1,014	14,150	17%
199	71	Debt Service	1,580,884	0	1,171,472	409,412	74%
199	81	Facilities Acquisition	443,603	396,100	41,338	6,165	99%
199	99	Governmental Charges	486,196	383,293	151,068	(48,165)	110%
REPORT TOTAL			\$66,099,115	\$2,184,401	\$23,096,840	\$40,817,874	38%

**Canutillo Independent School District
Financial Statement
599 - Debt Service
October 31, 2023**

FUND	OBJECT	TITLE	AMENDED BUDGET		YEAR TO DATE REVENUE	BALANCE AVAILABLE	PERCENTAGE USED
599	5700	Local Revenue	13,176,089		253,633	12,922,456	2%
599	5800	State Revenue	202,927		381,194	(178,267)	188%
599	7900	Other Sources	0		0	0	0%
REPORT TOTAL			\$13,379,016		\$634,827	\$12,744,189	5%

FUND	OBJECT	TITLE	AMENDED BUDGET	ENCUMBRANCE	YEAR TO DATE EXPENDITURES	BALANCE AVAILABLE	PERCENTAGE USED
599	6500	Debt Service	11,536,505	0	2,154,032	9,382,473	19%
599	8900	Other Sources	0	0	0	0	0%
REPORT TOTAL			\$11,536,505	\$0	\$2,154,032	\$9,382,473	19%

FUND	FUNCTION	TITLE	AMENDED BUDGET	ENCUMBRANCE	YEAR TO DATE EXPENDITURES	BALANCE AVAILABLE	PERCENTAGE USED
599	0	Other Uses	0	0	0	0	0%
599	71	Debt Service	13,379,016	0	2,154,032	11,224,984	16%
REPORT TOTAL			\$13,379,016	\$0	\$2,154,032	\$11,224,984	16%

**Canutillo Independent School District
Financial Statement
753 - CISD Health Insurance
October 31, 2023**

FUND	OBJECT	TITLE	AMENDED BUDGET		YEAR TO DATE REVENUE	BALANCE AVAILABLE	PERCENTAGE USED
753	5700	Local Revenue	8,473,558		2,590,953	5,882,605	31%
753	7900	Other Sources	0		(10,312)	10,312	0%
REPORT TOTAL			\$8,473,558		\$2,590,953	\$5,882,605	31%

FUND	OBJECT	TITLE	AMENDED BUDGET	ENCUMBRANCE	YEAR TO DATE EXPENDITURES	BALANCE AVAILABLE	PERCENTAGE USED
753	6200	Contracted Services	7,634,058	0	2,828,628	4,805,430	37%
753	6400	Other Operating	839,500	0	206,909	632,591	25%
REPORT TOTAL			\$8,473,558	\$0	\$3,035,537	\$5,438,021	36%

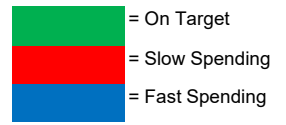
FUND	FUNCTION	TITLE	AMENDED BUDGET	ENCUMBRANCE	YEAR TO DATE EXPENDITURES	BALANCE AVAILABLE	PERCENTAGE USED
753	41	General Administration	8,473,558	0	3,035,537	5,438,021	36%
REPORT TOTAL			\$8,473,558	\$0	\$3,035,537	\$5,438,021	36%

**Canutillo Independent School District
Special Revenue Report
October 31, 2023**



FUND	PROG. YEAR	PROGRAM TITLE	PROGRAM PERIOD	APPROVED BUDGET	TOTAL EXPENDITURES	ENCUMBRANCES	AVAILABLE BALANCE	ACTUAL SPEND	TARGET SPEND	PROGRAM MANAGER
211	2024	Title I-Part A								
		Title I-Part A Adult Literacy	07/01/2023-09/30/2024	26,000	8,924	0	17,076	34%	33%	M. Reyes
		Title I-Part A Alderete Middle School	07/01/2023-09/30/2024	150,251	46,956	0	103,295	31%	33%	N. Avila
		Title I-Part A Canutillo Elementary	07/01/2023-09/30/2024	161,875	49,881	491	111,503	31%	33%	A. Esparza
		Title I-Part A Canutillo High School	07/01/2023-09/30/2024	349,121	59,785	239	289,097	17%	33%	C. Marrufo
		Title I-Part A Canutillo Middle School	07/01/2023-09/30/2024	156,269	34,892	0	121,377	22%	33%	C. Judge
		Title I-Part A Childress Elementary	07/01/2023-09/30/2024	113,751	12,655	15,592	85,504	25%	33%	M. Varela
		Title I-Part A Curriculum/Instruction	07/01/2023-09/30/2024	0	0	0	0	0%	33%	J. Arrellano
		Title I-Part A Damian Elementary	07/01/2023-09/30/2024	111,864	28,701	4,739	78,424	30%	33%	A. Aranda
		Title I-Part A Davenport Elementary	07/01/2023-09/30/2024	123,632	39,146	0	84,486	32%	33%	G. Montanez
		Title I-Part A District Wide	07/01/2023-09/30/2024	0	0	0	0	0%	33%	J. Arrellano
		Title I-Part A Early College High School	07/01/2023-09/30/2024	68,405	9,764	4,721	53,920	21%	33%	F. Clark
		Title I-Part A External Funding	07/01/2023-09/30/2024	79,467	24,475	6,050	48,942	38%	33%	J. Melendez
		Title I-Part A Garcia Elementary	07/01/2023-09/30/2024	90,259	19,668	1,200	69,391	23%	33%	M. Alarcon
		Title I-Part A Student Support Division	07/01/2023-09/30/2024	93,668	29,046	1,972	62,651	33%	33%	M. Reyes
211	2024	Title I-Part A		1,524,562	363,893	35,003	1,125,666	26%	33%	
212	2024	Title I-Part C Migrant								
		Title I-Part C Migrant Academic Language Svcs	07/01/2023-09/30/2024	55,390	10,260	7,079	38,051	31%	33%	N. Silva
		Title I-Part C Migrant Summer School	07/01/2023-09/30/2024	5,000	0	0	5,000	0%	33%	N. Silva
212	2024	Title I-Part C Migrant		60,390	10,260	7,079	43,051	29%	33%	
224	2024	IDEA-Part B Formula								
		IDEA-Part B Formula Alderete Middle School	07/01/2023-09/30/2024	240,000	45,241	0	194,759	19%	33%	E. Moreno
		IDEA-Part B Formula Canutillo Elementary	07/01/2023-09/30/2024	45,000	4,832	0	40,168	11%	33%	E. Moreno
		IDEA-Part B Formula Canutillo High School	07/01/2023-09/30/2024	375,000	104,685	0	270,315	28%	33%	E. Moreno
		IDEA-Part B Formula Canutillo Middle School	07/01/2023-09/30/2024	90,000	46,349	0	43,651	51%	33%	E. Moreno
		IDEA-Part B Formula Childress Elementary	07/01/2023-09/30/2024	45,000	11,491	0	33,509	26%	33%	E. Moreno
		IDEA-Part B Formula Garcia Elementary	07/01/2023-09/30/2024	230,000	71,723	0	158,277	31%	33%	E. Moreno
		IDEA-Part B Formula Special Education Dept.	07/01/2023-09/30/2024	350,000	15,092	30,000	304,908	13%	33%	E. Moreno
224	2024	IDEA-Part B Formula		1,375,000	299,412	30,000	1,045,588	24%	33%	
225	2024	IDEA-Part B Preschool								
		IDEA-Part B Preschool Special Education Dept.	07/01/2023-09/30/2024	13,000	0	0	13,000	0%	33%	E. Moreno
225	2024	IDEA-Part B Preschool		13,000	0	0	13,000	0%	33%	
244	2024	Carl Perkins Voc-Ed Grant								
		Carl Perkins Voc-Ed Grant Canutillo High School	07/01/2023-08/15/2024	30,892	20,299	19,065	(8,473)	34%	33%	T.Andrews
		Carl Perkins Voc-Ed Grant Career & Technology Education	07/01/2023-08/15/2024	35,500	275	4,506	30,719	13%	33%	T.Andrews
		Carl Perkins Voc-Ed Grant Early College High School	07/01/2023-08/15/2024	8,570	4,064	0	4,506	47%	33%	T.Andrews
244	2024	Carl Perkins Voc-Ed Grant		74,962	24,638	23,571	26,753	64%	33%	

**Canutillo Independent School District
Special Revenue Report
October 31, 2023**



FUND	PROG. YEAR	PROGRAM TITLE	PROGRAM PERIOD	APPROVED BUDGET	TOTAL EXPENDITURES	ENCUMBRANCES	AVAILABLE BALANCE	ACTUAL SPEND	TARGET SPEND	PROGRAM MANAGER
255	2024	Title II-Part A Teacher/Principal								
		Title II-Part A Teacher/Principal Alderete Middle	07/01/2023-09/30/2024	7,256	0	0	7,256	0%	33%	J. Arrellano
		Title II-Part A Teacher/Principal Canutillo Elementary	07/01/2023-09/30/2024	6,256	0	0	6,256	0%	33%	J. Arrellano
		Title II-Part A Teacher/Principal Canutillo High School	07/01/2023-09/30/2024	22,597	0	0	22,597	0%	33%	J. Arrellano
		Title II-Part A Teacher/Principal Canutillo Middle	07/01/2023-09/30/2024	7,256	0	4,282	2,974	59%	33%	J. Arrellano
		Title II-Part A Teacher/Principal Childress Elementary	07/01/2023-09/30/2024	6,256	0	0	6,256	0%	33%	J. Arrellano
		Title II-Part A Teacher/Principal Curriculum/Instruction	07/01/2023-09/30/2024	162,624	50,559	32,779	79,287	51%	33%	J. Arrellano
		Title II-Part A Teacher/Principal Damian Elementary	07/01/2023-09/30/2024	6,256	0	4,478	1,779	72%	33%	J. Arrellano
		Title II-Part A Teacher/Principal Davenport Elementary	07/01/2023-09/30/2024	6,256	0	1,200	5,056	19%	33%	J. Arrellano
		Title II-Part A Teacher/Principal Early College High School	07/01/2023-09/30/2024	31,289	3,398	2,914	24,976	20%	33%	J. Arrellano
		Title II-Part A Teacher/Principal Garcia Elementary	07/01/2023-09/30/2024	6,256	0	0	6,256	0%	33%	J. Arrellano
		Title II-Part A Teacher/Principal Reyes Elementary	07/01/2023-09/30/2024	6,256	0	982	5,274	16%	33%	J. Arrellano
255	2024	Title II-Part A Teacher/Principal		268,558	53,957	46,634	167,966	37%	33%	
263	2024	Title III-Part A LEP								
		Title III-Part A LEP Academic Language Svcs	07/01/2023-09/30/2024	168,857	33,679	21,607	113,571	33%	33%	N. Silva
		Title III-Part A LEP Academic Language Svcs Summer	07/01/2023-09/30/2024	8,000	0	0	8,000	0%	33%	N. Silva
263	2024	Title III-Part A LEP		176,857	33,679	21,607	121,571	31%	33%	
265	2024	Nita M. Lowey 21st Century Community Learning Centers (CCLC)								
		21st Century CCLC	8/1/2023-07/31/2024	1,369,021	79,879	74,348	1,214,794	11%	33%	Cynthia
265	2024	Nita M. Lowey		1,369,021	79,879	74,348	1,214,794	11%	33%	
279	2021	TCLAS-Federal								
		TCLAS-Federal	11/12/2021-08/31/2024	1,826,521	918,349	20,000	888,172	51%	55%	D. Kerney
279	2021	Instructional Continuity Grant		1,826,521	918,349	20,000	888,172	51%	55%	
282	2021	American Rescue Plan-ESSER III								
		ARP-ESSER III	03/01/2020-09/30/2024	10,719,858	9,893,892	39,121	786,845	93%	68%	D. Kerney
282	2021	American Rescue Plan-ESSER III		10,719,858	9,893,892	39,121	786,845	93%	68%	
284	2022	ARP-IDEA Formula								
		ARP-IDEA Formula	07/01/2021-09/30/2023	243,413	211,207	10,671	21,534	91%	88%	E. Moreno
284	2022	ARP-IDEA Formula		243,413	211,207	10,671	21,534	91%	88%	
285	2022	ARP-IDEA Preschool								
		ARP-IDEA Preschool	07/01/2021-09/30/2023	12,366	6,729	0	5,637	54%	92%	E. Moreno
285	2022	ARP-IDEA Preschool		12,366	6,729	-	5,637	54%	92%	

**Canutillo Independent School District
Special Revenue Report
October 31, 2023**



FUND	PROG. YEAR	PROGRAM TITLE	PROGRAM PERIOD	APPROVED BUDGET	TOTAL EXPENDITURES	ENCUMBRANCES	AVAILABLE BALANCE	ACTUAL SPEND	TARGET SPEND	PROGRAM MANAGER
289	2024	Federal Special Grant								
		Title IV-Part A SSAEP - Summer School	07/01/2023-09/30/2024	25,000	0	0	25,000	0%	33%	J. Arrellano
		Title IV-Part A SSAEP - Career & Technology Education	07/01/2023-09/30/2024	10,000	786	0	9,214	8%	33%	J. Arrellano
		Title IV-Part A SSAEP - Alderete Middle School	07/01/2023-09/30/2024	4,000	0	0	4,000	0%	33%	J. Arrellano
		Title IV-Part A SSAEP -Canutillo Elementary School	07/01/2023-09/30/2024	2,000	0	0	2,000	0%	33%	J. Arrellano
		Title IV-Part A SSAEP - Canutillo Middle School	07/01/2023-09/30/2024	5,000	950	0	4,050	19%	33%	J. Arrellano
		Title IV-Part A SSAEP -Childress Elementary School	07/01/2023-09/30/2024	2,000	117	0	1,883	6%	33%	J. Arrellano
		Title IV-Part A SSAEP -Curriculum and Instruction	07/01/2023-09/30/2024	30,000	18,237	0	11,763	61%	33%	J. Arrellano
		Title IV-Part A SSAEP -Damian ElementarySchool	07/01/2023-09/30/2024	2,000	219	0	1,781	11%	33%	J. Arrellano
		Title IV-Part A SSAEP -Davenport Elementary School	07/01/2023-09/30/2024	2,000	245	0	1,755	12%	33%	J. Arrellano
		Title IV-Part A SSAEP -Garcia Elementary School	07/01/2023-09/30/2024	2,000	0	0	2,000	0%	33%	J. Arrellano
		Title IV-Part A SSAEP - Reyes Elementary School	07/01/2023-09/30/2024	2,000	234	0	1,766	12%	33%	J. Arrellano
		Title IV-Part A SSAEP - Student Support Services	07/01/2023-09/30/2024	87,000	9,000	0	78,000	10%	33%	J. Arrellano
289	2024	Federal Grant		173,000	29,788	0	143,212	17%	33%	
410	2024	State Instructional Materials								
		State Instructional Materials District Wide		1,075,676	50,852	0	1,024,824	5%	33%	A. Aguilar
410	2024	State Instructional Materials		1,075,676	50,852	0	1,024,824	5%	33%	
410	2022	State Instructional Materials								
		State Instructional Materials District Wide		407,482	202,836	0	204,646	50%	67%	A. Aguilar
410	2022	State Instructional Materials		407,482	202,836	0	204,646	50%	67%	
429	2023	State Grants								
		LASO Strong Foundation Literacy Framework	03/01/2023-04/30/2025	200,000	16,841	140,000	43,160	78%	28%	J. Arrellano
		Strong Foundation Math Framework, Cycle 1	09/14/2022-04/30/2025	93,949	92,473	27	1,448	98%	42%	J. Arrellano
		Dyslexia Grant	11/16/2022-08/31/2023	3,800	0	0	3,800	0%	100%	E. Moreno
		Silent Panic Alarm Technology Grant	01/30/2023-06/30/2024	19,047	0	0	19,047	0%	59%	J. Arellano
		TCLAS-State	11/12/2021-05/31/2024	252,478	29,389	1,965	221,124	12%	77%	D. Kerney
		Safety Standards Formula Grant	08/01/2023-06/30/2025	335,735	6,075	109,518	220,142	34%	13%	J. Arellano
429	2023	State Grants		905,009	144,778	251,509	508,721	44%	77%	
487	2022	CREED								
		CREED Math and Literacy Grant-Canutillo Middle School	01/01/2023-06/30/2024	225,000	106,475	0	118,525	47%	56%	J. Arellano
		CREED Math and Literacy Grant-Alderete Middle School	01/01/2023-06/30/2024	225,000	95,004	0	129,996	42%	56%	J. Arellano
487	2022	CREED		450,000	201,479	0	248,521	45%	56%	
Total Expenditures				20,675,675	12,525,628	559,544	7,590,502			

Prepared by: Ricardo Porras
Reviewed by: Christina Pulley

October 31, 2023

	ACTUAL JULY	ACTUAL August	ACTUAL SEPTEMBER	ACTUAL OCTOBER	PROJECTED NOVEMBER	PROJECTED DECEMBER	PROJECTED JANUARY	PROJECTED FEBRUARY	PROJECTED MARCH	PROJECTED APRIL	PROJECTED MAY	PROJECTED JUNE	TOTALS
GENERAL FUND													
<i>Beginning Cash Balance</i>	\$ 14,797,006	\$ 13,174,464	\$ 10,216,204	11,428,861	\$ 12,378,063	\$ 10,628,758	\$ 18,213,331	\$ 20,145,445	\$ 17,871,727	\$ 12,964,677	\$ 9,705,325	\$ 4,414,263	
RECEIPTS													
Texas Class - M&O Tax Collections	0	0	10,703	74,798	1,600,000	14,100,000	8,485,966	4,200,000	338,000	80,200	0	0	28,889,666
Deposits - Wells Fargo	65,994	166,800	258,435	259,081	259,081	259,081	259,081	259,081	1,159,081	1,159,081	1,159,081	1,159,081	6,422,956
Texas Class - Interest	17,293	15,335	6,740	2,721	2,721	15,000	15,000	15,000	15,000	15,000	15,000	15,000	149,810
Logic - Interest Income	320	332	325	339	339	339	339	339	339	339	339	339	4,032
Lonestar - Interest Income	34,275	20,660	15,004	28,497	28,497	28,497	28,497	28,497	28,497	28,497	28,497	28,497	326,416
TexPool - Interest Income	48	48	48	50	50	50	50	50	50	50	50	50	593
TexStar - Interest Income	34	35	34	36	36	36	36	36	36	36	36	36	423
State Revenue - Available School Fund	260,633	472,413	186,418	138,677	159,143	236,977	77,353	77,353	284,878	158,441	128,410	128,410	2,309,106
State Revenue - Foundation Fund	2,620,678	3,027,873	6,442,654	5,276,540	2,775,367	0	0	0	0	2,203,747	1,460,034	2,926,261	26,733,154
Other State/Federal Revenue		0	0	0	105,833	105,833	105,833	105,833	105,833	105,833	105,833	105,833	846,664
Federal Revenue- Food Service		21,649	0	1,125,904	564,167	686,809	302,434	491,844	527,345	355,534	177,767	0	4,253,453
Increase in Cash	\$ 2,999,274	3,725,145	6,920,361	6,906,643	5,495,234	15,432,622	9,274,589	5,178,033	2,459,059	4,106,758	3,075,047	4,363,507	69,936,273
DISBURSEMENTS													
Payroll	3,111,509	3,284,080	3,374,614	3,431,100	4,600,000	5,100,000	4,500,000	4,500,000	4,500,000	4,500,000	5,500,000	4,500,000	50,901,303
NM Withholding Tax	5,896	3,697	3,313	4,993	4,993	4,993	4,993	4,993	4,993	4,993	4,993	4,993	57,841
Life Insurance	13,363	13,221	12,605	12,715	12,715	12,715	12,715	12,715	12,715	12,715	12,715	12,715	153,625
TRS Payment	592,293	537,191	557,254	592,853	592,853	592,853	592,853	592,853	592,853	592,853	592,853	592,853	7,022,414
IRS Payment	366,008	388,121	394,209	411,922	411,922	411,922	411,922	411,922	411,922	411,922	411,922	411,922	4,855,638
Sec 125 Flex Spending	13,595	13,427	12,775	13,295	13,295	13,295	13,295	13,295	13,295	13,295	13,295	13,295	159,455
Sec 125 Disbursement/Annuities	104,852	111,609	115,875	113,399	113,399	113,399	113,399	113,399	113,399	113,399	113,399	113,399	1,352,924
Payroll Decrease in Cash	\$ 4,207,516	4,351,347	4,470,644	4,580,277	5,749,177	6,249,177	5,649,177	5,649,177	5,649,177	5,649,177	6,649,177	5,649,177	64,503,200
WF General Oper Check Disbursement	437,969	1,642,830	2,322,770	903,703	903,703	903,703	950,000	950,000	950,000	950,000	950,000	950,000	12,814,679
Payables Cash Disbursements				0									0
American Express / BOA	122,948	55,616	47,378	102,093	102,093	102,093	102,093	102,093	102,093	102,093	102,093	102,093	1,144,780
Commerce Bank Purchasing Card	151,515	506,287	360,267	136,366	136,366	136,366	136,366	160,000	160,000	160,000	160,000	160,000	2,339,898
Lease/ MTN Payment		1,043,075	0	128,397	0	0	0	109,275	0	0	0	0	1,280,747
Misc Expenditures	5,804	9,254	4,627	2,332	2,332	2,332	2,332	2,332	2,332	2,332	2,332	2,332	40,676
Operating Decrease in Cash	\$ 718,236	3,257,061	2,735,041	1,272,892	1,144,495	1,144,495	1,190,791	1,300,066	1,214,426	1,214,426	1,214,426	1,214,426	17,620,779
Total Decrease in Cash	\$ 4,925,751	7,608,409	7,205,686	5,853,169	6,893,672	7,393,672	6,839,968	6,949,243	6,863,603	6,863,603	7,863,603	6,863,603	82,123,979
Revenue - Federal Programs LoneStar	1,238,067	264,944	2,276,867	542,493	542,493	542,493	542,493	542,493	542,493	542,493	542,493	542,493	8,662,314
Transfer to/from Debt Service													0
Transfer to/from Construction													0
Transfer to/from Wells Fargo for Health Ins		1,478,674											1,478,674
Transfer to/from Health Insurance	(934,132)	(818,615)	(778,886)	(646,765)	(646,765)	(996,871)	(1,045,000)	(1,045,000)	(1,045,000)	(1,045,000)	(1,045,000)	(1,045,000)	(11,092,034)
TRS Insurance													0
Additional Health Deficit					(246,595)								(246,595)
Transfer to/from Food Service													0
Total Other Uses / Transfers	\$ 303,935	925,003	1,497,981	(104,272)	(350,867)	(454,378)	(502,507)	(502,507)	(502,507)	(502,507)	(502,507)	(502,507)	(1,197,640)
Net Change in Cash	\$ (1,622,542)	(2,958,260)	1,212,657	949,202	(1,749,305)	7,584,573	1,932,114	(2,273,717)	(4,907,051)	(3,259,352)	(5,291,063)	(3,002,603)	(13,385,346)
Ending Cash Balance	\$ 13,174,464	10,216,204	11,428,861	12,378,063	10,628,758	18,213,331	20,145,445	17,871,727	12,964,677	9,705,325	4,414,263	1,411,660	

	ACTUAL JULY	ACTUAL August	PROJECTED SEPTEMBER	PROJECTED OCTOBER	PROJECTED NOVEMBER	PROJECTED DECEMBER	PROJECTED JANUARY	PROJECTED FEBRUARY	PROJECTED MARCH	PROJECTED APRIL	PROJECTED MAY	PROJECTED JUNE	TOTALS
DEBT SERVICE FUND													
<i>Beginning Cash Balance in Bank</i>	\$ 12,987,665	\$ 13,046,327	\$ 10,951,652	10,997,733	\$ 11,085,224	\$ 11,771,546	\$ 17,213,635	\$ 20,503,126	\$ 18,140,237	\$ 18,303,500	\$ 18,368,588	\$ 18,421,764	
RECEIPTS													
Transfer In			3,984	36,761	619,981	5,375,748	3,223,151	1,880,543	127,955	29,779	17,867	10,720	0
I&S Tax Collections- Texas Class	0		-		14,411	14,411	14,411	14,411	14,411	14,411	14,411	14,411	11,326,489
State Revenue					5,898	5,898	5,898	5,898	5,898	5,898	5,898	5,898	115,285
Lone Star- Interest	5,565	5,758	5,651	5,898	5,898	5,898	5,898	5,898	5,898	5,898	5,898	5,898	70,059
Texas Class-Interest Income	53,097	44,858	43,986	46,032	46,032	46,032	46,032	15,000	15,000	15,000	15,000	15,000	401,070
Increase in Cash	\$ 58,662	50,616	53,621	88,691	686,322	5,442,089	3,289,492	1,915,852	163,264	65,088	53,176	46,029	11,912,902
DISBURSEMENTS													
Transfer out													0
Principal Bond		1,055,000						3,095,000					4,150,000
Interest		1,088,626						1,182,077					2,270,703
Debt Fees		1,665	7,540	1,200				1,665					12,070
Decrease in Cash	\$ 0	2,145,291	7,540	1,200	0	0	0	4,278,742	0	0	0	0	6,432,773
Net Change in Cash	\$ 58,662	(2,094,675)	46,081	87,491	686,322	5,442,089	3,289,492	(2,362,890)	163,264	65,088	53,176	46,029	5,480,129
<i>Ending Cash Balance</i>	\$ 13,046,327	10,951,652	10,997,733	11,085,224	11,771,546	17,213,635	20,503,126	18,140,237	18,303,500	18,368,588	18,421,764	18,467,794	
FOOD SERVICE FUND													
<i>Beginning Cash Balance in Bank</i>	\$ 2,791,587	\$ 2,802,396	\$ 2,818,028	2,833,626	\$ 2,847,841	\$ 2,862,056	\$ 2,876,270	\$ 2,890,485	\$ 2,904,700	\$ 2,918,915	\$ 2,933,129	\$ 2,947,344	
RECEIPTS													
Wells Fargo- Cash Food Service	335	4,795	4,963	3,114	3,114	3,114	3,114	3,114	3,114	3,114	3,114	3,114	38,114
Transfer In													0
LoneStar - Interest	10,474	10,837	10,635	11,101	11,101	11,101	11,101	11,101	11,101	11,101	11,101	11,101	131,858
Miscellaneous Income													0
Increase in Cash	\$ 10,809	15,632	15,598	14,215	14,215	14,215	14,215	14,215	14,215	14,215	14,215	14,215	169,972
DISBURSEMENTS													
Food													0
Miscellaneous Exp													0
Transfer out													0
Decrease in Cash	\$ 0												0
Net Change in Cash	\$ 10,809	15,632	15,598	14,215	14,215	14,215	14,215	14,215	14,215	14,215	14,215	14,215	169,972
<i>Ending Cash Balance in Bank</i>	\$ 2,802,396	2,818,028	2,833,626	2,847,841	2,862,056	2,876,270	2,890,485	2,904,700	2,918,915	2,933,129	2,947,344	2,961,559	
HEALTH INSURANCE FUND													
<i>Beginning Cash Balance in Bank</i>	\$ 1,491,696	\$ 1,774,604	\$ 54,371	147,452	\$ (43,377)	\$ 0	\$ 17	\$ 34	\$ 51	\$ 68	\$ 85	\$ 102	
RECEIPTS													
Transfer from General Fund- Premium	934,132	818,615	778,886	646,765	646,765	996,871	1,045,000	1,045,000	1,045,000	1,045,000	1,045,000	1,045,000	11,092,034
Transfer In From General Fund Over					246,595		0	0	0	0	0	0	246,595
LoneStar - Interest	6,707	3,571	16	17	17	17	17	17	17	17	17	17	10,448
Increase in Cash	\$ 940,839	822,186	778,902	646,782	893,377	996,888	1,045,017	1,045,017	1,045,017	1,045,017	1,045,017	1,045,017	11,349,077
DISBURSEMENTS													
Transfer out to Wells Fargo		1,478,674											
Admin Fees	112,788	121,514	101,464	109,362	107,105	108,175	95,000	95,000	95,000	95,000	95,000	95,000	1,230,409
Claims	545,142	942,231	584,357	728,249	742,895	888,696	950,000	950,000	950,000	950,000	950,000	950,000	10,131,570
TRS Premiums													0
Decrease in Cash	\$ 657,931	2,542,419	685,821	837,611	850,000	996,871	1,045,000	1,045,000	1,045,000	1,045,000	1,045,000	1,045,000	12,840,653
Net Change in Cash	\$ 282,908	(1,720,233)	93,081	(190,829)	43,377	17	17	17	17	17	17	17	(1,491,576)
<i>Ending Cash Balance</i>	\$ 1,774,604	54,371	147,452	(43,377)	0	17	34	51	68	85	102	120	

	ACTUAL JULY	ACTUAL August	ACTUAL SEPTEMBER	ACTUAL OCTOBER	ACTUAL NOVEMBER	ACTUAL DECEMBER	ACTUAL JANUARY	ACTUAL FEBRUARY	ACTUAL MARCH	ACTUAL APRIL	ACTUAL MAY	ACTUAL JUNE	TOTALS
CONSTRUCTION SERVICE FUND													
<i>Beginning Cash Balance in Bank</i>	\$ 17,930	\$ 18,011	\$ 18,095	18,177	\$ 18,263	\$ 18,320	\$ 18,384	\$ 18,452	\$ 18,516	\$ 18,588	\$ 18,660	\$ 18,733	
RECEIPTS													
Lone Star-Construction Interest	19	20	19	20	13	15	16	15	17	17	17	17	204
Lone Star-Construction 2013 Interest	62	64	63	66	43	50	52	49	55	56	56	56	672
Logic Const 2013-Interest	0												0
Increase in Cash	<u>\$ 81</u>	<u>84</u>	<u>82</u>	<u>86</u>	<u>57</u>	<u>65</u>	<u>67</u>	<u>64</u>	<u>72</u>	<u>73</u>	<u>73</u>	<u>73</u>	<u>875</u>
DISBURSEMENTS													
Construction Payments													0
Transfer to/from General Fund													0
Miscellaneous													0
Decrease in Cash	<u>\$ 0</u>	<u>0</u>	<u>0</u>	<u>0</u>	<u>0</u>	<u>0</u>	<u>0</u>	<u>0</u>	<u>0</u>	<u>0</u>	<u>0</u>	<u>0</u>	<u>0</u>
Net Change in Cash	<u>\$ 81</u>	<u>84</u>	<u>82</u>	<u>86</u>	<u>57</u>	<u>65</u>	<u>67</u>	<u>64</u>	<u>72</u>	<u>73</u>	<u>73</u>	<u>73</u>	<u>875</u>
<i>Ending Cash Balance in Bank</i>	<u>\$ 18,011</u>	<u>18,095</u>	<u>18,177</u>	<u>18,263</u>	<u>18,320</u>	<u>18,384</u>	<u>18,452</u>	<u>18,516</u>	<u>18,588</u>	<u>18,660</u>	<u>18,733</u>	<u>18,805</u>	

**Canutillo Independent School District
Analysis of Tax Collection
October 31, 2023**

<i>FUND</i>	<i>OBJECT</i>	<i>DESCRIPTION</i>	<i>TAX DEPOSITS</i>
199	5711	Current Year Taxes	393,441
	5712	Prior Year Taxes	28,484
	5719	Penalty & Interest	9,993
TOTAL DEPOSITS TO FUND 199			431,918
599	5711	Current Year Taxes	206,938
	5712	Prior Year Taxes	10,633
	5719	Penalty & Interest	3,574
TOTAL DEPOSITS TO FUND 599			221,145
GRAND TOTAL			653,064

Reviewed by: Cristina Pulley
Prepared by: Leticia Ekery

**Canutillo Independent School District
M & O and I & S Comparative Tax Collection Report
October 31, 2023**

	FISCAL YEAR 2021-2022	CUMULATIVE % PER MONTH	FISCAL YEAR 2022-2023	CUMULATIVE % PER MONTH	FISCAL YEAR 2023-2024	CUMULATIVE % PER MONTH	AVERAGE
Total Collections Budgeted M&O and I&S	\$ 37,313,235		\$ 41,769,414		11,358,154		
Taxes Collected as of:							
July	(121,843)	-0.33%	(198,137)	-0.47%	26,822	0.24%	(97,719)
August	96,671	-0.07%	150,255	-0.11%	34,370	0.30%	93,765
September	62,671	0.10%	57,155	0.02%	(7,555)	-0.07%	37,424
October	250,066	0.77%	630,364	1.53%	653,064	5.75%	511,165
November	1,942,000	5.98%	2,057,522	6.46%			
December	19,220,368	57.49%	22,140,609	59.46%			
January	9,135,461	81.97%	11,870,804	87.88%			
February	6,406,467	99.14%	4,049,994	97.58%			
March	640,246	100.85%	436,202	98.62%			
April	123,266	101.18%	(284,103)	97.94%			
May	(219,690)	100.60%	219,909	98.47%			
June	206,533	101.15%	(168,509)	98.07%			
Total Collections to Date	\$ 37,742,215		\$ 40,962,064		706,701		
Balance of Taxes Due	(428,980)		807,350		10,651,453		
Percent Collected to Date	101.15%		98.07%		6.22%		

Reviewed by: Cristina Pulley
Prepared by: Leticia Ekery

**Canutillo Independent School District
Fiscal Year Revenue and Expense Report
Health Care Fund - 753
As October 31, 2023**

	FY 2021-2022	FY 2022-2023	CURRENT YEAR FY 2023-2024
Health Premiums	\$ 8,045,163	\$ 8,238,730	\$ 2,590,953
Earnings from Investments	6,809	58,567	10,312
Total Revenues	\$ 8,051,972	\$ 8,297,297	\$ 2,601,265
Health Claims Paid	\$ 8,034,812	\$ 8,204,143	\$ 2,416,581
Stop/Loss Coverage	825,478	888,390	168,864
Administration/Misc Fees	655,814	561,968	450,092
Total Expenses	\$ 9,516,104	\$ 9,654,501	\$ 3,035,537
Year to Date Balance	\$ (1,464,132)	\$ (1,357,204)	\$ (434,272)
Transfer In from General Fund	-	1,000,000	-
	\$ (1,464,132)	\$ (357,204)	\$ (434,272)

Year Ended Balance:

FY 2024 Estimated Fund Balance	\$ 10,934
FY 2023 Fund Balance Estimated	\$ 445,206
FY 2022 Fund Balance	\$ 802,410
Minimum Target Reserve	\$ 1,535,604



CISD STUDENT ATTENDANCE RATE 2023-2024

Elementary Campuses

CAMPUS		1 ST 9WKS	2 ND 9WKS	3 RD 9WKS	4 TH 9WKS	SNAPSHOT DAY OCT 27	Cumulative per campus
		7/31-9/29/23	10/16-12/15/23	1/03-3/01/24	3/18-5/30/24		
BCE	(104)	96.33%				94.14%	96.33%
CES	(101)	96.77%				95.09%	96.77%
DDE	(102)	96.55%				98.81%	96.55%
GES	(105)	96.39%				94.48%	96.39%
JDE	(103)	96.15%				93.55%	96.15%
RES	(106)	97.41%				96.78%	97.41%

ADA STATE REPORTED ABSENCES

Secondary Campuses

CAMPUS		1 ST 9WKS	2 ND 9WKS	3 RD 9WKS	4 TH 9WKS	SNAPSHOT DAY OCT 27	Cumulative per campus
		7/31-9/29/23	10/16-12/15/23	1/03-3/01/24	3/18-5/30/24		
AMS	(042)	96.77%				94.84%	96.77%
CMS	(041)	96.32%				94.17%	96.32%
NWECHS	(003)	97.50%				97.58%	97.50%
CHS	(001)	95.69%				92.45%	95.69%

DISTRICT PER 9WKS: 96.41%

94.54%

DISTRICT-CUMULATIVE: 96.41%

Board of Trustees

Meeting Date: 12/12/2023

Executive Summary of Board Agenda Item

Subject/Title for Agenda Posting: Board Acceptance of November 2023 Donations Report

Justification Statement: Presentation for your review and acceptance of the donations report for donations reported in the month of November, 2023

Purpose of Agenda Item: Information Discussion Action
Item Type: Curriculum & Instruction HumanResources Business Services

Staff Responsible: Cristina Pulley
Signature of Requester(s)
Cristina Pulley *Cristina Pulley* 12/05/2023
Signature of Presenter(s)
Elizabeth B. Sida *Elizabeth Sida* 12/5/2023
Business Services Approval (Initials) _____ *Date*

Agenda Summary:

The Financial Services Department presents the following donations report for donations reported to Finance November, 2023. There were no on-line donations received in November.

RECOMMENDATION: Administration recommends that the Board accept this donations report as presented

PRIOR BOARD ACTION: Yes AWARDED: NA AWARDED AMOUNT: NA
11/14/2023

AMOUNT(S): \$ **7,399.30**

ACCOUNT NO(S):
NA

PROCUREMENT METHOD TYPE: (3 Quotes, Cooperative Contract Quotes, Sole Source, Formal Bid)
NA

REQUESTING DEPARTMENT:
NA

CONSEQUENCES OF NON-APPROVAL:
NA

IMPLEMENTATION TIMELINE:
NA

ATTACHMENT(S) ✓ November 2023 Donations report



Board of Trustees

Meeting Date: _____

Executive Summary of Board Agenda Item

Subject/Title for Agenda Posting:

Justification Statement:

Purpose of Agenda Item:

Information Discussion Action

Item Type:

Curriculum & Instruction HumanResources Business Services

Staff Responsible:

Signature of Requester(s)

Signature of Presenter(s)

CPulley
Business Services Approval (Initials)

Date

Agenda Summary:

RECOMMENDATION:

PRIOR BOARD ACTION:

AWARDED:

AWARDED AMOUNT:

AMOUNT(S):

ACCOUNT NO(S):

PROCUREMENT METHOD TYPE: (3 Quotes, Cooperative Contract Quotes, Sole Source, Formal Bid)

REQUESTING DEPARTMENT:

CONSEQUENCES OF NON-APPROVAL:

IMPLEMENTATION TIMELINE:

ATTACHMENT(S):



CANUTILLO A Premier District

To: Board of Trustees
Dr. Pedro Galaviz, Superintendent

Through: Martha E. Piekarski, Chief Business Officer

From: Cristina Pulley, Executive Director of Financial Service

Date: November 28, 2023

Subject: Quarterly Investment Report for September 30, 2023

This investment report for the Canutillo Independent School District, for the quarter ending September 30, 2023, is in full compliance with the Investment Policy and strategy as established for the District per the Public Funds Investment Act (Chapter 2256). The Public Funds Investment Act requires quarterly reporting of investment activity, balances (both book and market values) and presentation to the Board of Trustees.

The investment objectives of safety, liquidity, and maturity levels that are sufficient to meet anticipated cash requirements is what drives the investment activity. For fiscal year 2023-2024, the District will maintain its investments in governmental investment pools and fixed term maturities with Logic, Lone Star, Texas Class, TexPool, and TexSTAR. The portfolio within these investment pools includes Money Markets, Commercial Paper, U.S. Treasury Securities, Government Obligations, and Repurchase Agreements.

During the first quarter, the District's total investment of \$20,281,958 was invested at an average interest yield of 5.45% which resulted in interest income of \$311,941. Operating Fund investments of \$6.972 million generated interest revenue of \$110,533. Most of the investments were in the Operating Fund due to the daily withdrawals needed to cover cash disbursements. The Debt Service Fund decreased from \$12.938 million to \$10.956 million due to debt payments made in August. Similarly, the Health Insurance Fund decreased from \$1.471 million to three thousand five hundred eighty-eight dollars due to increased medical claims.

At the end of the quarter, the investment rates in the equity markets and the investment ratings for all five investment pools were rated "AAA." As the district's investment officers, we will continue to seek investment opportunities after investment safety, liquidity, and maturity are considered. The investment portfolio meets both the Public Funds Investment Act and the Board's investment policy requirements.

Martha E. Piekarski

Martha E. Piekarski, Chief Business Officer

Cristina Pulley

Cristina Pulley, Executive Director of Financial Services

Yvonne B. Coupland

Yvonne Coupland, Accountant

Leticia Ekery

Leticia Ekery, Accountant

7965 Artcraft | El Paso, TX 79932
915.877.7400 | www.canutillo-isd.org

Follow us on:   



**Canutillo Independent School District
Quarterly Summary of Investments
September 30, 2022**

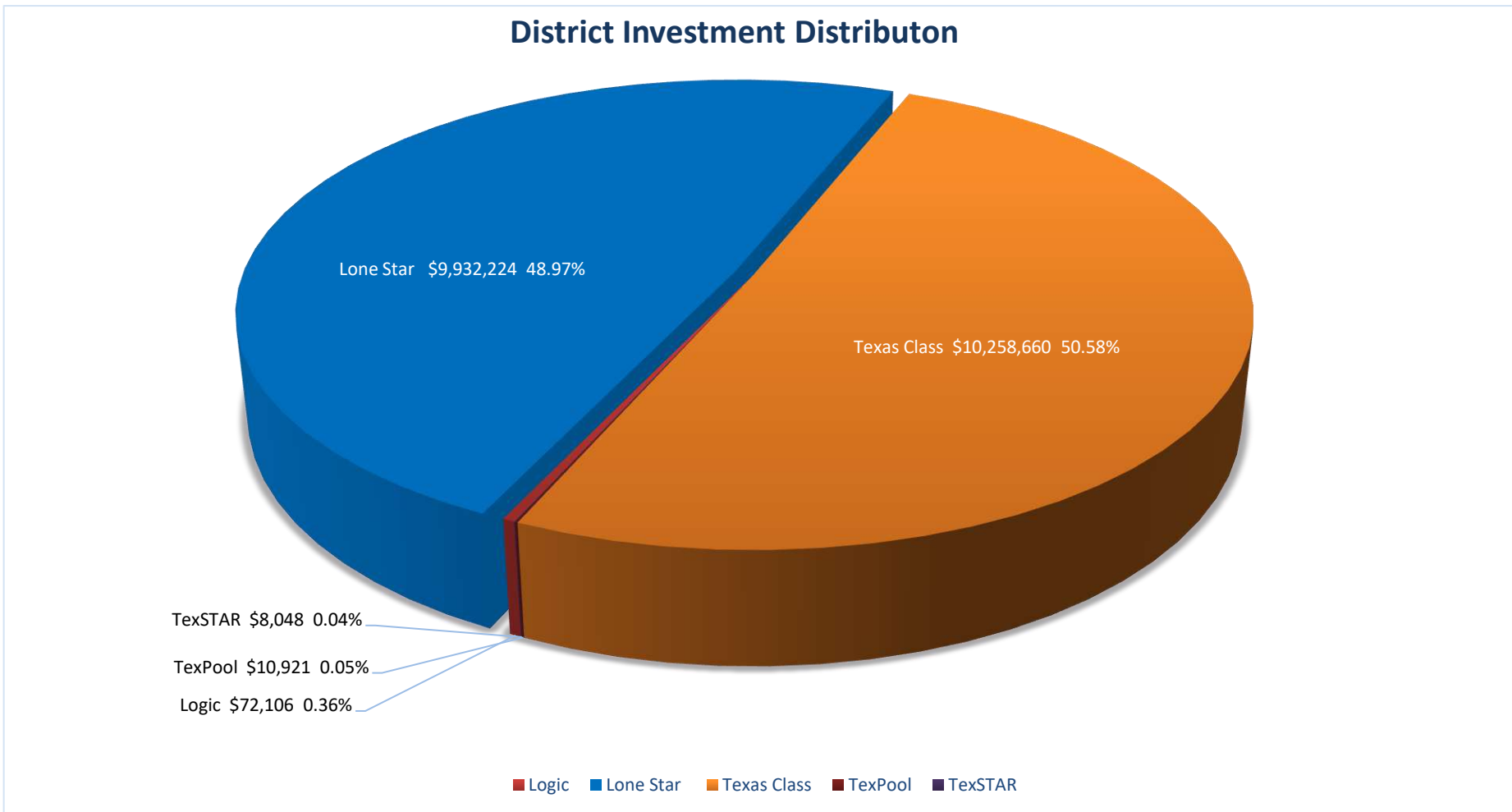
Description	Maturity Date	Current Month Interest Rate	9/30/2023 Book Value	9/30/2023 Market Value	6/30/2023 Book Value	6/30/2023 Market Value	Quarterly Accrued Interest	Book Value Increase/Decrease
Operating Fund								
Logic	On Demand	5.5168%	\$ 72,106	\$ 72,095	\$ 70,821	\$ 70,800	\$ 979	\$ 1,295
Lone Star Corporate	On Demand	5.5800%	6,341,538	6,341,538	7,998,141	7,998,141	69,939	(1,656,603)
Texas Class	On Demand	5.5213%	540,441	540,441	3,815,930	3,815,930	39,368	(3,275,489)
TexPool	On Demand	5.3200%	10,921	10,921	10,822	10,822	144	99
TexSTAR	On Demand	5.3105%	7,873	7,872	7,770	7,770	103	102
Subtotal		5.4497%	\$ 6,972,879	\$ 6,972,868	\$ 11,903,484	\$ 11,903,463	\$ 110,533	\$ (4,930,595)
Debt Service Fund								
Lone Star Corporate	On Demand	5.5800%	\$ 1,238,346	\$ 1,238,346	\$ 1,221,372	\$ 1,221,372	\$ 16,974	16,974
Texas Class	On Demand	5.5213%	9,718,218	9,718,218	11,717,083	11,717,083	141,943	(1,998,865)
TexSTAR	On Demand	5.3105%	175	175	173	173	2	2
Subtotal		5.4706%	\$ 10,956,739	\$ 10,956,739	\$ 12,938,628	\$ 12,938,628	\$ 158,919	\$ (1,981,889)
Food Service Fund								
Lone Star Corporate	On Demand	5.5800%	\$ 2,330,705	\$ 2,330,705	\$ 2,298,758	\$ 2,298,758	\$ 31,946	\$ 31,947
Health Insurance Fund								
Lone Star Corporate	On Demand	5.5800%	\$ 3,588	\$ 3,588	\$ 1,471,968	\$ 1,471,968	\$ 10,295	(1,468,380)
Construction Fund								
Lone Star 2011	On Demand	5.5800%	4,203	4,203	4,145	4,145	58	58
Lonestar 2013	On Demand	5.5800%	13,844	13,844	13,655	13,655	190	189
Subtotal		5.5800%	\$ 18,047	\$ 18,047	\$ 17,800	\$ 17,800	\$ 247	\$ 247
Total Investments		5.5321%	\$ 20,281,958	\$ 20,281,947	\$ 28,630,638	\$ 28,630,617	\$ 311,941	\$ (8,348,671)

Asset	Book Value	Portfolio Weighted Average Maturity		Maturity Date of Each Asset		S&P Credit
		Days to Maturity	Weighted Average Maturity (WAM)			Ratings as of: 9/30/2023
Logic	72,106	1	0.004	10/1/2023	Liquid pool, due on demand	AAAm
Lone Star	9,932,224	1	0.490	10/1/2023	Liquid pool, due on demand	AAAf/S1+
Texas Class	10,258,660	1	0.506	10/1/2023	Liquid pool, due on demand	AAAm
TexPool	10,921	1	0.001	10/1/2023	Liquid pool, due on demand	AAAm
TexSTAR	8,048	1	0.000	10/1/2023	Liquid pool, due on demand	AAAm
	\$ 20,281,958		1.000			

AAA is the highest Issuer Credit Rating assigned by Standar & Poor's
(m is for Money Market, f is for Fund, and S1+designates low volatility)

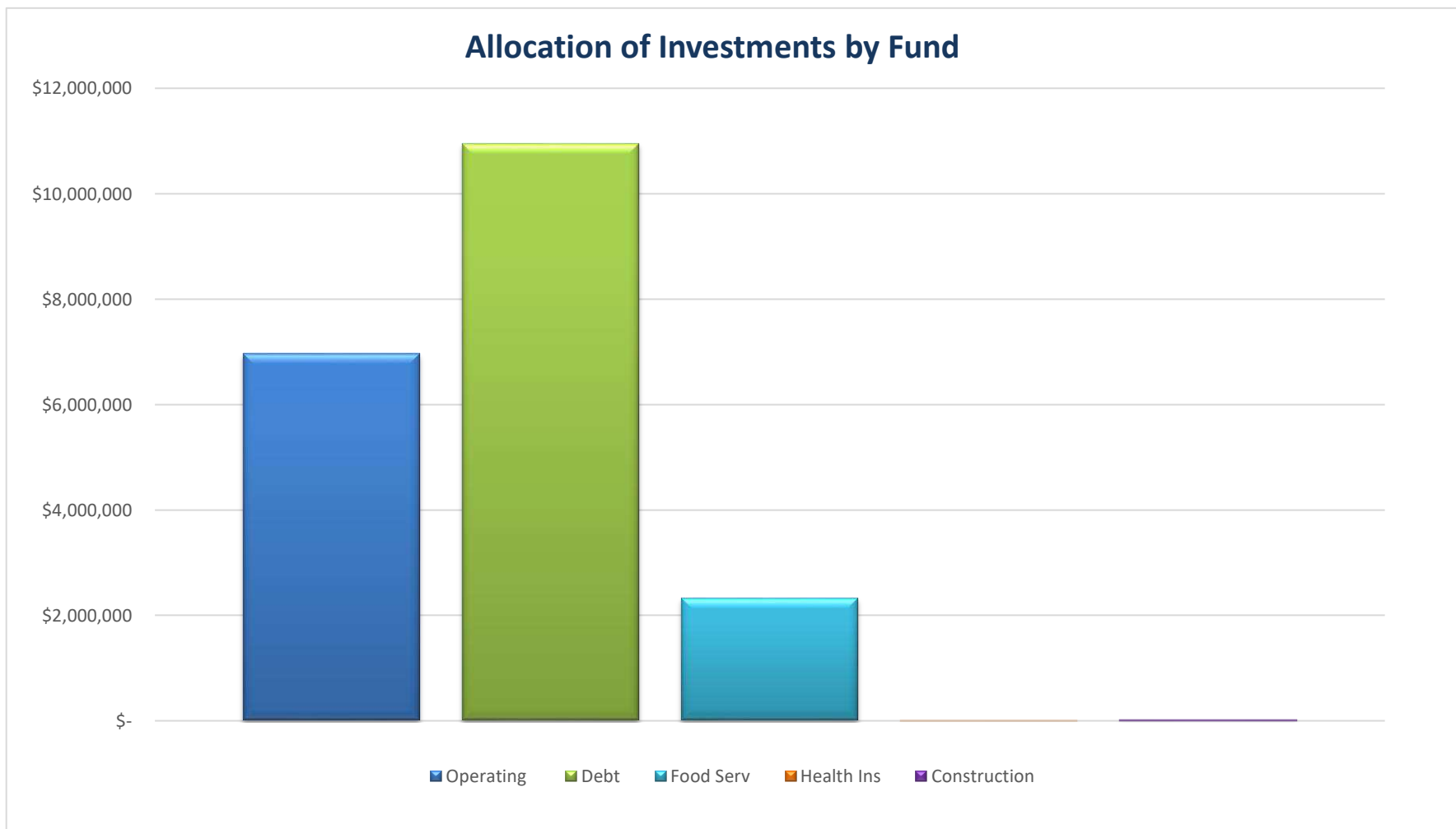
**Canutillo Independent School District
Quarterly Summary of Investments
September 30, 2022**

Investment	Amount	Percentage
Logic	\$ 72,106	0.36%
Lone Star	\$ 9,932,224	48.97%
Texas Class	\$ 10,258,660	50.58%
TexPool	\$ 10,921	0.05%
TexSTAR	\$ 8,048	0.04%
Total	\$ 20,281,958	100.00%



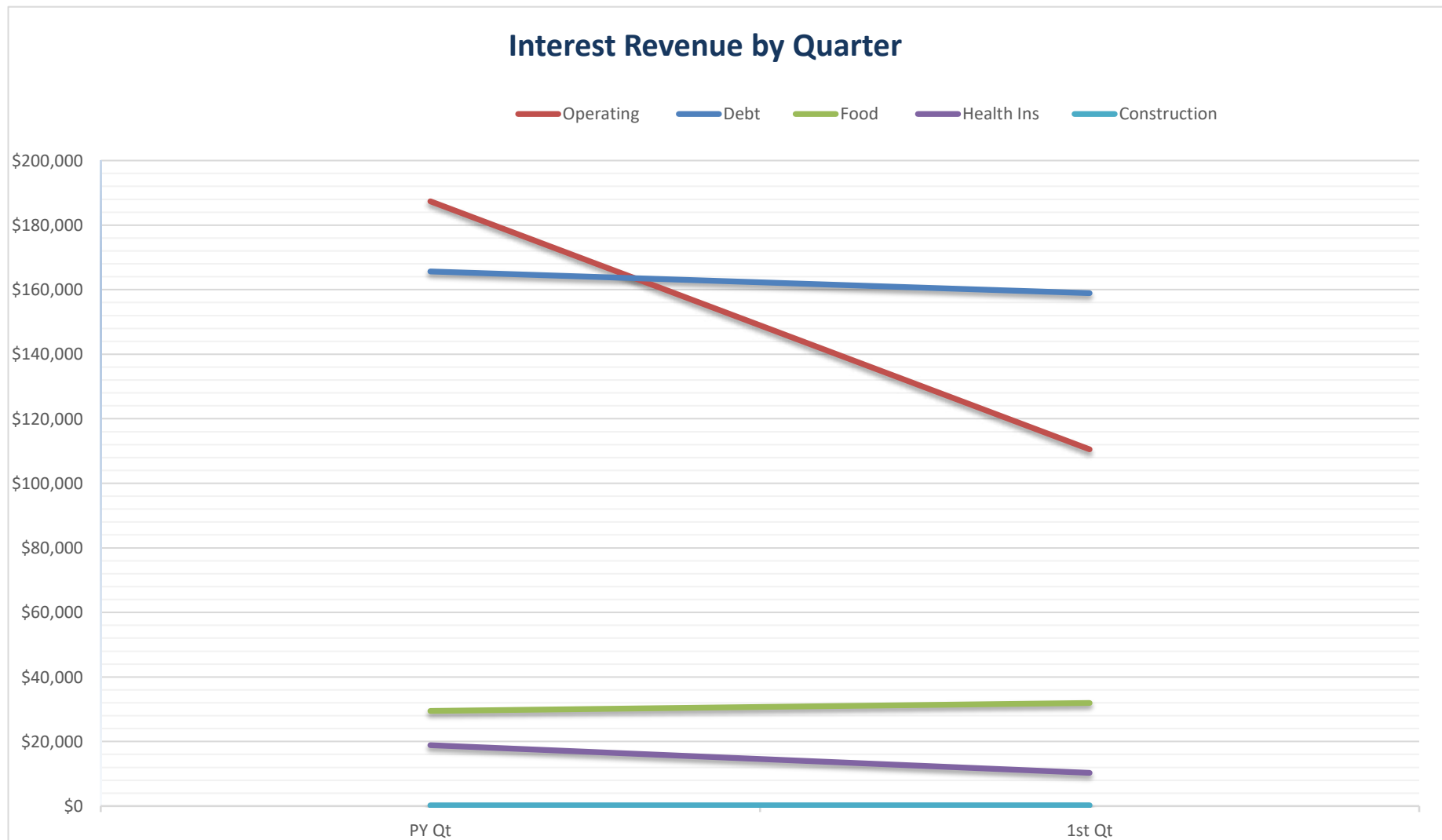
**Canutillo Independent School District
Quarterly Summary of Investments
September 30, 2022**

Fund	Amount	Percentage
Operating	\$ 6,972,879	34.38%
Debt	\$ 10,956,739	54.02%
Food Serv	\$ 2,330,705	11.49%
Health Ins	\$ 3,588	0.02%
Construction	\$ 18,047	0.09%
Total	\$ 20,281,958	100.00%



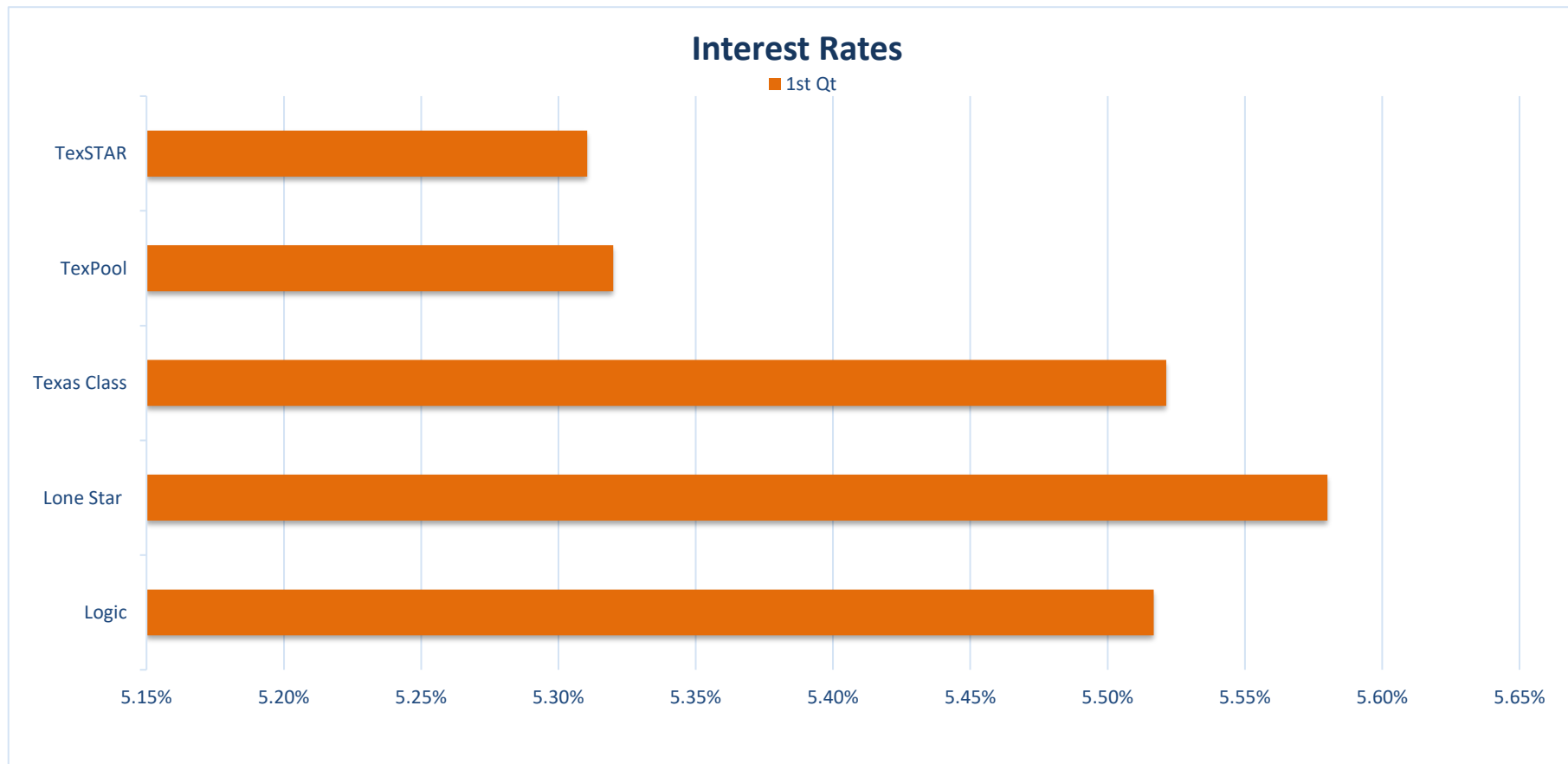
Canutillo Independent School District Quarterly Summary of Investments September 30, 2022

Interest	PY Qt	1st Qt	2nd Qt	3rd Qt	4th Qt
Operating	\$ 187,372	\$ 110,533	\$ -	\$ -	\$ -
Debt	\$ 165,634	\$ 158,919	\$ -	\$ -	\$ -
Food	\$ 29,472	\$ 31,946	\$ -	\$ -	\$ -
Health Ins	\$ 18,872	\$ 10,295	\$ -	\$ -	\$ -
Construction	\$ 228	\$ 247	\$ -	\$ -	\$ -
Total	\$ 401,578	\$ 311,941	\$ -	\$ -	\$ -



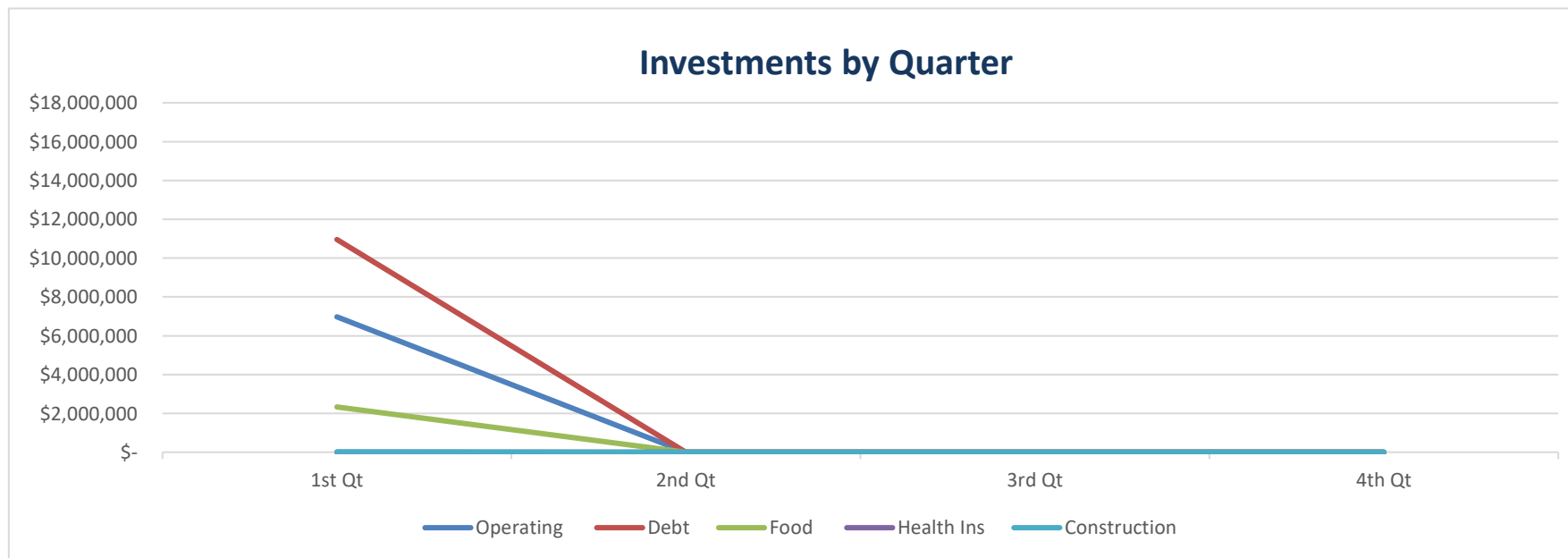
**Canutillo Independent School District
Quarterly Summary of Investments
September 30, 2022**

Investment	1st Qt	2nd Qt	3rd Qt	4th Qt
Logic	5.52%			
Lone Star	5.58%			
Texas Class	5.52%			
TexPool	5.32%			
TexSTAR	5.31%			
Average	5.45%			




**Canutillo Independent School District
Quarterly Summary of Investments
September 30, 2022**

Fund	1st Qt	2nd Qt	3rd Qt	4th Qt
Operating	\$ 6,972,879	\$ -	\$ -	\$ -
Debt	\$ 10,956,739	\$ -	\$ -	\$ -
Food	\$ 2,330,705	\$ -	\$ -	\$ -
Health Ins	\$ 3,588	\$ -	\$ -	\$ -
Construction	\$ 18,047	\$ -	\$ -	\$ -
Total	\$ 20,281,958	\$ -	\$ -	\$ -



SIGNATURE CERTIFICATE



REFERENCE NUMBER
1E7E3235-EB6A-4B7F-9F89-3F9D2E4E5E20

TRANSACTION DETAILS	DOCUMENT DETAILS
----------------------------	-------------------------

Reference Number
1E7E3235-EB6A-4B7F-9F89-3F9D2E4E5E20

Transaction Type
Signature Request

Sent At
12/01/2023 17:34 EST

Executed At
12/05/2023 13:50 EST

Identity Method
email

Distribution Method
email

Signed Checksum
ceb2a0273d643be0b6f33f5c880b093f6b53c29dd28435b5e053daed7063807b

Signer Sequencing
Disabled

Document Passcode
Disabled

Document Name
YC FY2024 1st Qtr Report 9 30 2023 Cisd Finance Department v1

Filename
FY2024_1st_Qtr_Report_9_30_2023_CISD_Finance_Department_v1.pdf



Pages
7 pages



Content Type
application/pdf

File Size
384 KB

Original Checksum
4b677401e83afaed048386890816fb342905d73e25d64f2be6519a52221df3b8

SIGNERS

SIGNER	E-SIGNATURE	EVENTS
<p>Name Leticia Ekery</p> <p>Email lekery@canutillo-isd.org</p> <p>Components 1</p>	<p>Status signed</p> <p>Multi-factor Digital Fingerprint Checksum 255e9cedc462ef0a35492ebb4fdb59173fc219696057c436222ccdc3c175cb44</p> <p>IP Address 70.125.228.98</p> <p>Device Chrome via Windows</p> <p>Typed Signature </p> <p>Signature Reference ID FEAEF4BD</p>	<p>Viewed At 12/05/2023 13:50 EST</p> <p>Identity Authenticated At 12/05/2023 13:50 EST</p> <p>Signed At 12/05/2023 13:50 EST</p>
<p>Name Martha Piekarski</p> <p>Email mpiekarski@canutillo-isd.org</p> <p>Components 1</p>	<p>Status signed</p> <p>Multi-factor Digital Fingerprint Checksum 4f4cda775b93a50daf4820ee88c986000a6f1dcfaf09f1c1483392c0b1a4d6fe</p> <p>IP Address 68.201.138.245</p> <p>Device Chrome via Windows</p> <p>Typed Signature </p> <p>Signature Reference ID 6B74B58F</p>	<p>Viewed At 12/04/2023 16:18 EST</p> <p>Identity Authenticated At 12/04/2023 16:20 EST</p> <p>Signed At 12/04/2023 16:20 EST</p>

SIGNER	E-SIGNATURE	EVENTS
Name Cristina Pulley Email cpulley@canutillo-isd.org Components 1	Status signed Multi-factor Digital Fingerprint Checksum ca050326cb50b657ca98088f2ab4f02e7cda3d17d0e3e668d581c901aae19d19 IP Address 70.125.228.98 Device Chrome via Windows Typed Signature  Signature Reference ID 6FE0891E	Viewed At 12/04/2023 16:05 EST Identity Authenticated At 12/04/2023 16:06 EST Signed At 12/04/2023 16:06 EST
Name Yvonne Email ycoupland@canutillo-isd.org Components 1	Status signed Multi-factor Digital Fingerprint Checksum 6726a2a1601f5ba44ef181c14bd1e7509ab85d64725407f260696f0e018a48b6 IP Address 70.125.228.98 Device Chrome via Windows Typed Signature  Signature Reference ID 7543A62A	Viewed At 12/01/2023 17:34 EST Identity Authenticated At 12/01/2023 17:35 EST Signed At 12/01/2023 17:35 EST

AUDITS

TIMESTAMP	AUDIT
12/01/2023 17:34 EST	CISD Finance Department (finance@canutillo-isd.org) created document 'FY2024_1st_Qtr_Report_9_30_2023_CISD_Finance_Department_v1.pdf' on Chrome via Windows from 70.125.228.98.
12/01/2023 17:34 EST	Martha Piekarski (mpiekarski@canutillo-isd.org) was emailed a link to sign.
12/01/2023 17:34 EST	Yvonne (ycoupland@canutillo-isd.org) was emailed a link to sign.
12/01/2023 17:34 EST	Leticia Ekery (lekery@canutillo-isd.org) was emailed a link to sign.
12/01/2023 17:34 EST	Cristina Pulley (cpulley@canutillo-isd.org) was emailed a link to sign.
12/01/2023 17:34 EST	Yvonne (ycoupland@canutillo-isd.org) viewed the document on Chrome via Windows from 70.125.228.98.
12/01/2023 17:35 EST	Yvonne (ycoupland@canutillo-isd.org) authenticated via email on Chrome via Windows from 70.125.228.98.
12/01/2023 17:35 EST	Yvonne (ycoupland@canutillo-isd.org) signed the document on Chrome via Windows from 70.125.228.98.
12/01/2023 17:35 EST	Cristina Pulley (cpulley@canutillo-isd.org) viewed the document on Chrome via Windows from 70.125.228.98.
12/04/2023 10:15 EST	Leticia Ekery (lekery@canutillo-isd.org) viewed the document on Chrome via Windows from 70.125.228.98.
12/04/2023 16:05 EST	Cristina Pulley (cpulley@canutillo-isd.org) viewed the document on Chrome via Windows from 70.125.228.98.
12/04/2023 16:06 EST	Cristina Pulley (cpulley@canutillo-isd.org) authenticated via email on Chrome via Windows from 70.125.228.98.
12/04/2023 16:06 EST	Cristina Pulley (cpulley@canutillo-isd.org) signed the document on Chrome via Windows from 70.125.228.98.
12/04/2023 16:18 EST	Martha Piekarski (mpiekarski@canutillo-isd.org) viewed the document on Chrome via Windows from 68.201.138.245.
12/04/2023 16:20 EST	Martha Piekarski (mpiekarski@canutillo-isd.org) authenticated via email on Chrome via Windows from 68.201.138.245.
12/04/2023 16:20 EST	Martha Piekarski (mpiekarski@canutillo-isd.org) signed the document on Chrome via Windows from 68.201.138.245.
12/05/2023 13:48 EST	Leticia Ekery (lekery@canutillo-isd.org) was emailed a reminder.
12/05/2023 13:50 EST	Leticia Ekery (lekery@canutillo-isd.org) viewed the document on Chrome via Windows from 70.125.228.98.
12/05/2023 13:50 EST	Leticia Ekery (lekery@canutillo-isd.org) authenticated via email on Chrome via Windows from 70.125.228.98.
12/05/2023 13:50 EST	Leticia Ekery (lekery@canutillo-isd.org) signed the document on Chrome via Windows from 70.125.228.98.

**Academic Calendar 2024-25
District Advisory Committee Voting Results
By Campus**

BCE- B

CES- B

DDE- B

JDE- A

GES- A

RES- B

AMS- B

CMS- B

CHS- B

NWECHS- have their own calendar due to following EPCC class schedule

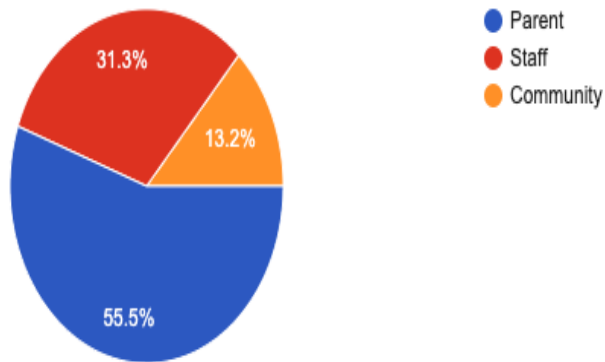
Academic Calendar 2024-25 Survey Results

Questions Responses **1,714** Settings

I am answering this survey as a . . .

 Copy

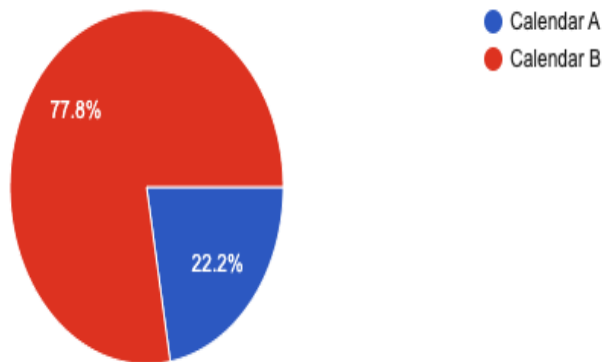
1,714 responses



2024-2025 Academic Calendar

 Copy

1,714 responses





Canutillo A Premier District 2024-25 School Calendar Calendario Escolar

Legend / Clave

- Holiday/District Closure**
Día Festivo/Distrito Cerrado
- Parent/Teacher Conference**
Conferencia de padres y maestros
- District Staff Development / PLC**
Días de desarrollo profesional
- Campus Staff Development / PLC**
Días de desarrollo profesional
- Teacher Work Days**
Días hábiles para maestros
- STAAR/EOC Testing Window**
Día de examen
- Intersession (Week off)**
Intersesión
- First Day of Instruction**
Primer día de instrucción
- Last Day of Instruction**
Ultimo día de instrucción
- Grading Period Begins**
Comienza el periodo de calificaciones
- Grading Period Ends**
Termina el periodo de calificaciones

Holidays/Días Festivos

- 4th of July Break/Vacaciones de 4 de julio** 07/1-5
- Labor Day/Día del Trabajo** 09/02
- Fall Break/Descanso de otoño** 10/7-11
- Veterans Day/Día de los Veteranos** 11/11
- Thanksgiving Break/Vacaciones de otoño** 11/25-29
- Winter Break/Vacaciones de invierno** 12/20-01/03
- Martin Luther King Day/Día de Martin Luther** 01/20
- Spring Intersession/Intersesión de primavera** 03/3-7
- Spring Break/Vacaciones de primavera** 03/10-14
- Holiday/Día Festivo** 04/18
- Memorial Day/Día de Conmemoración de los Caídos** 05/26

Nine Weeks Reporting Periods/ Periodo de calificaciones de 9 semanas

- 1st 9-Weeks / 1ras 9 semanas** 07/29 - 09/27
- 2nd 9-Weeks / 2das 9 semanas** 09/30 - 12/19
- 3rd 9-Weeks / 3ras 9 semanas** 01/06 - 03/21
- 4th 9-Weeks / 4tas 9 semanas** 03/24 - 05/23

No classes for students/ no hay clases para los estudiantes

- Staff Development / Entrenamiento** 08/30
- Fall Semester Parent Teacher Conference / Conferencia de padres y maestros** 09/11
- Staff Development / Entrenamiento** 11/01
- Staff Development / Entrenamiento** 01/13
- Spring Semester Parent Teacher Conference / Conferencia de padres y maestros** 02/12
- Staff Development / Entrenamiento** 02/17
- Staff Development / Entrenamiento** 04/02

Staff Misc. Info / Información miscelánea para empleados

- Staff Development /Días de desarrollo profesional** 8
- Teacher Work Day / Días hábiles para maestro** 4
- Total Teacher Contract / Total de Días que el maestro esta en contrato** 187
- Total Instructional Days / Total de días de instrucción** 173
- Total Minutes/ Total de minutos** 77,850
- Inclement Weather & Emergencies/ Días para emergencias y clima inclemente** 5

Option A

JULY / JULIO 2024				
M	T	W	T	F
1	2	3	4	5
8	9	10	11	12
15	16	17	18	19
22	23	24	25	26
29	30	31		

JANUARY / ENERO 2025				
M	T	W	T	F
		1	2	3
6	7	8	9	10
13	14	15	16	17
20	21	22	23	24
27	28	29	30	31

AUGUST / AGOSTO 2024				
M	T	W	T	F
			1	2
5	6	7	8	9
12	13	14	15	16
19	20	21	22	23
26	27	28	29	30

FEBRUARY / FEBRERO 2025				
M	T	W	T	F
3	4	5	6	7
10	11	12	13	14
17	18	19	20	21
24	25	26	27	28

SEPTEMBER / SEPTIEMBRE 2024				
M	T	W	T	F
2	3	4	5	6
9	10	11	12	13
16	17	18	19	20
23	24	25	26	27
30				

MARCH / MARZO 2025				
M	T	W	T	F
3	4	5	6	7
10	11	12	13	14
17	18	19	20	21
24	25	26	27	28
31				

OCTOBER / OCTUBRE 2024				
M	T	W	T	F
	1	2	3	3
7	8	9	10	11
14	15	16	17	18
21	22	23	24	25
28	29	30	31	

APRIL / ABRIL 2025				
M	T	W	T	F
	1	2	3	4
7	8	9	10	11
14	15	16	17	18
21	22	23	24	25
28	29	30		

NOVEMBER / NOVIEMBRE 2024				
M	T	W	T	F
				1
4	5	6	7	8
11	12	13	14	15
18	19	20	21	22
25	26	27	28	29

MAY / MAYO 2025				
M	T	W	T	F
			1	2
5	6	7	8	9
12	13	14	15	16
19	20	21	22	23
26	27	28	29	30

DECEMBER / DICIEMBRE 2024				
M	T	W	T	F
2	3	4	5	6
9	10	11	12	13
16	17	18	19	20
23	24	25	26	27
30	31			

JUNE / JUNIO 2025				
M	T	W	T	F
2	3	4	5	6
9	10	11	12	13
16	17	18	19	20
23	24	25	26	27
30				

*Calendar and testing dates are subject to change. Please visit our website at www.canutillo-isd.org for most updated information.



Canutillo A Premier District 2024-25 School Calendar Calendario Escolar

Legend / Clave

- **Holiday/District Closure**
Día Festivo/Distrito Cerrado
- **Parent/Teacher Conference**
Conferencia de padres y maestros
- **District Staff Development / PLC**
Días de desarrollo profesional
- **Campus Staff Development / PLC**
Días de desarrollo profesional
- **Teacher Work Days**
Días hábiles para maestros
- **STAAR/EOC Testing Window**
Día de examen
- **Intersession (Week off)**
Intersesión
- **First Day of Instruction**
Primer día de instrucción
- **Last Day of Instruction**
Ultimo día de instrucción
- ▶ **Grading Period Begins**
Comienza el periodo de calificaciones
- ◀ **Grading Period Ends**
Termina el periodo de calificaciones

Holidays/Días Festivos

- 4th of July Break/Vacaciones de 4 de julio** 07/1-5
 - Labor Day/Día del Trabajo** 09/02
 - Fall Break/Descanso de otoño** 10/7-11
 - Veterans Day/Día de los Veteranos** 11/11
 - Thanksgiving Break/Vacaciones de otoño** 11/25-29
 - Winter Break/Vacaciones de invierno** 12/23-01/06
 - Martin Luther King Day/Día de Martin Luther** 01/20
 - Spring Intersession/Intersesión de primavera** 03/3-7
 - Spring Break/Vacaciones de primavera** 03/10-14
 - Holiday/Día Festivo** 04/18
 - Memorial Day/Día de Conmemoración de los Caídos** 05/26
- ### Nine Weeks Reporting Periods/ Periodo de calificaciones de 9 semanas
- 1st 9-Weeks / 1ras 9 semanas** 08/05 - 10/03
 - 2nd 9-Weeks / 2das 9 semanas** 10/14 - 12/20
 - 3rd 9-Weeks / 3ras 9 semanas** 01/07 - 03/21
 - 4th 9-Weeks / 4tas 9 semanas** 03/24 - 05/29

No classes for students)/ no hay clases para los estudiantes

- Staff Development / Entrenamiento** 08/21
- Fall Semester Parent Teacher Conference / Conferencia de padres y maestros** 09/18
- Staff Development / Entrenamiento** 11/01
- Spring Semester Parent Teacher Conference / Conferencia de padres y maestros** 02/12
- Staff Development / Entrenamiento** 04/02
- Staff Misc. Info / Información miscelánea para empleados**
- Staff Development /Días de desarrollo profesional** 8
- Teacher Work Day / Días hábiles para maestro** 4
- Total Teacher Contract / Total de Días que el maestro esta en contrato** 187
- Total Instructional Days / Total de días de instrucción** 173
- Total Minutes/ Total de minutos** 77,850
- Inclement Weather & Emergencies/ Días para emergencias y clima inclemente** 5

Option B

JULY / JULIO 2024				
M	T	W	T	F
1	2	3	4	5
8	9	10	11	12
15	16	17	18	19
22	23	24	25	26
29	30	31		

AUGUST / AGOSTO 2024				
M	T	W	T	F
			1	2
5	6	7	8	9
12	13	14	15	16
19	20	21	22	23
26	27	28	29	30

SEPTEMBER / SEPTIEMBRE 2024				
M	T	W	T	F
2	3	4	5	6
9	10	11	12	13
16	17	18	19	20
23	24	25	26	27
30				

OCTOBER / OCTUBRE 2024				
M	T	W	T	F
	1	2	3	3
7	8	9	10	11
14	15	16	17	18
21	22	23	24	25
28	29	30	31	

NOVEMBER / NOVIEMBRE 2024				
M	T	W	T	F
				1
4	5	6	7	8
11	12	13	14	15
18	19	20	21	22
25	26	27	28	29

DECEMBER / DICIEMBRE 2024				
M	T	W	T	F
2	3	4	5	6
9	10	11	12	13
16	17	18	19	20
23	24	25	26	27
30	31			

JANUARY / ENERO 2025				
M	T	W	T	F
		1	2	3
6	7	8	9	10
13	14	15	16	17
20	21	22	23	24
27	28	29	30	31

FEBRUARY / FEBRERO 2025				
M	T	W	T	F
3	4	5	6	7
10	11	12	13	14
17	18	19	20	21
24	25	26	27	28

MARCH / MARZO 2025				
M	T	W	T	F
3	4	5	6	7
10	11	12	13	14
17	18	19	20	21
24	25	26	27	28
31				

APRIL / ABRIL 2025				
M	T	W	T	F
	1	2	3	4
7	8	9	10	11
14	15	16	17	18
21	22	23	24	25
28	29	30		

MAY / MAYO 2025				
M	T	W	T	F
			1	2
5	6	7	8	9
12	13	14	15	16
19	20	21	22	23
26	27	28	29	30

JUNE / JUNIO 2025				
M	T	W	T	F
2	3	4	5	6
9	10	11	12	13
16	17	18	19	20
23	24	25	26	27
30				

*Calendar and testing dates are subject to change. Please visit our website at www.canutillo-isd.org for most updated information.