

**Special Board of Trustees Meeting to Canvass the May 3, 2025 Elections Agenda
Carrie L. Lovejoy Child Development Center
Room C113 (Closed Session) & Library (Open Session)
256 Country Club Road, Allen, TX 75002
May 13, 2025 at 8:00 AM**

The Special Board of Trustees Meeting to Canvass the May 3, 2025 Lovejoy ISD Bond Election and Lovejoy ISD Trustee General Election will begin at 8:00 AM. The Board of Trustees may retire into Closed Session in Room C113 of the Carrie L. Lovejoy Child Development Center located at 256 Country Club Road, Allen, Texas 75002 where a quorum of the Board will be present. One or more Board Member(s) may participate in Closed Session via electronic means.

The Board of Trustees expects to return to the Open Session at 8:00 AM in the Library of the Carrie L. Lovejoy Child Development Center located at 256 Country Club Road, Allen, Texas 75002 where a quorum of the Board will be present.

1. Call to Order

Presenter: Barrett Owens, President

2. Roll Call and Announcement by President that a quorum is present, that the meeting has been duly called, and that notice of the meeting has been duly posted for time and manner as required by law

Presenter: Barrett Owens, President

3. Closed Session, Gov't. Code 551.071-551.084. The Board May Retire into Closed Session in Accordance with the Texas Open Meetings Act

Presenter: Barrett Owens, President

3.A. 551-071 For the purpose of a private consultation with its attorney only when it seeks the attorney's advice about pending or contemplated litigation or a settlement offer or on a matter in which the duty of the attorney to the Board under the Texas Disciplinary Rules of Professional Conduct of the State Bar of Texas clearly conflicts with the requirement for open meetings.

3.B. 551-072 For the purpose of deliberating the purchase, exchange, lease, or value of real property if deliberation in an open meeting would have a detrimental effect on the position of the District in negotiations with a third person.

3.C. 551-073 For the purpose of deliberating a negotiated contract for a prospective gift donation to the District if deliberation in an open meeting would have a detrimental effect on the Board's position in negotiations with a third person.

3.D. 551-074 For the purpose of deliberating the appointment, employment, evaluation, reassignment, duties, discipline, or dismissal of a public officer or employee or to hear a complaint or charge against an officer or employee. However, the Board may not conduct a closed meeting for these purposes if the officer or employee who is the subject of the deliberation or hearing requests a public hearing.

3.D.1. Evaluation of employees.

3.E. 551-076 For the purpose of deliberating the deployment, or specific occasions for implementation, of security personnel, devices or security audits.

3.F. 551-082 For the purpose of deliberating in a case involving discipline of a public school child, or in which a complaint or charge is brought against a District employee by another employee and the complaint or charge directly results in the need for a hearing. However, the Board may not conduct a closed meeting for this purpose if the employee against whom the complaint or charge is brought makes a written request for an open hearing.

3.G. 551-0821 For the purpose of deliberating a matter regarding a student if personally identifiable information about the student will necessarily be revealed by the deliberation. This exception does not apply if an open meeting about the matter is requested in writing by a parent or guardian of the student or by the student if the student has attained 18 years of age.

3.H. 551-083 For the purpose of discussing or deliberating the standards, guidelines, terms or conditions the Board will follow, or will instruct its representative to follow, in consultation with representatives of employee groups.

3.I. 551-084 For the purpose of excluding a witness from a hearing during the examination of another witness.


4. Return to Open Meeting for Action, If Necessary, On Matters Discussed In Closed Session

Presenter: Barrett Owens, President

5. Public Comments Related to May 13, 2025 Agenda Items

3

Presenter: Rodricka Taylor, Coordinator for the Superintendent and Board Services



Public Comment Procedures

Workshops and Special Meetings

Submitting for Public Comment

Any individual seeking to speak during the public comment session of a workshop or special meeting must complete and submit the public comment card by no later than 15 minutes prior to the designated start time provided on the meeting notice.

Public comment cards must be completed in their entirety with accurate and truthful information and must designate the specific agenda item.

The Board will provide speakers that submit a public comment card on an agenda item the opportunity to speak prior to the Board's consideration of the item in the order in which they were received.

Public comment cards are only applicable to the meeting in which they are completed and submitted by the established deadline.

Each individual gets one opportunity per meeting to share their comments with the Board of Trustees, not multiple opportunities per individual agenda items.

If a speaker is not present when his/her name is called, the speaker forfeits the opportunity to speak at that meeting.

The comments made by speakers at public comment reflect the opinions solely of the speaker and not the Board of Trustees as a governing body or the District.

Order of Agenda and Limitations

The Board reserves the right to change the order of the agenda items on the notice of meeting and / or defer agenda items until a later date.

Each speaker will be provided up to three minutes to address the Board of Trustees unless more than 10 speakers sign up to speak, in which case, the presiding officer reserves the right to reduce the time allotted to each speaker to no less than one minute per speaker. (Board Policy BED (LOCAL)).

If at any time, in the opinion of the presiding officer, the individual speaker is attempting to address a non-agenda item in the agenda item public comment period, the presiding officer or designee may stop the speaker.

Disruptive Behavior

Disruptive behavior will not be tolerated in the meeting. If after the provision of a single warning, the disruptive behavior continues, the disruptive individual may be escorted out of the meeting by District officials and/or law enforcement.

It is a criminal offense for a person, with intent to prevent or disrupt a lawful meeting, to substantially obstruct or interfere with the ordinary conduct of a meeting by physical action or verbal utterance.

Conduct defined by Texas Penal Code §42.01 and Board Policies BED (LEGAL) and BED (LOCAL).

Failure to yield the podium at the conclusion of the time allotted to a speaker at public comment constitutes a disruption and will be addressed accordingly.

Comments made to the Board of Trustees by meeting attendees and/or speakers outside of the designated public comment periods during a meeting constitute a disruption.


Board's Response to Public Comment

Specific factual information or recitation of existing policy may be furnished in response to inquiries, but the Board shall not deliberate or decide regarding any subject that is not included on the agenda posted with notice of the meeting. The Board may also refer a speaker to a staff member in authority over the issue.

For specific complaints or concerns, speakers are encouraged to utilize the District's appropriate grievance procedures and policies set forth in Board Policies FNG (LOCAL), DGBA (LOCAL), and GF (LOCAL).

Statement of Non-Discrimination

The Board does not discriminate against speech on the basis of viewpoint.



School Board Public Comments Sign In May 13, 2025

The Board of Trustees encourages public comment. All public comment at a meeting other than a regularly scheduled meeting should be limited to agenda items posted for the meeting. By signing up to provide public comment at a Board meeting, you are acknowledging and accepting the procedures for public comment available online at lovejoyisd.net.

Any individual seeking to speak during the public comment session of a regular board meeting must complete and submit the public comment card by no later than 15 minutes prior to the designated start time provided on the meeting notice. Public comment cards must be completed in their entirety with accurate and truthful information and must designate whether the speaker is speaking on a specific agenda item. Failure to designate an agenda item relevant to the speaker's comments will result in the classification of the public comment as a non-agenda item comment, to be heard at a later time in the meeting. Public comment cards are only applicable to the meeting in which they are completed and submitted by the established deadline.

Each individual will have one opportunity per meeting to share their comments with the Board of Trustees, not multiple opportunities per individual agenda items. If a speaker is not present when his/her name is called, the speaker forfeits the opportunity to speak at that meeting. All speakers will be limited to no more than three minutes. The presiding officer reserves the right to reduce the number of minutes per speaker to no less than one minute per speaker in order to maintain effective meeting management. The speakers will be recognized in the order in which each person signs up. If there are more speakers than time allotted for public comment, the amount of time per speaker may be reduced, as determined appropriate by the Board of Trustees. If time does not allow for you to speak at public comment, the Board of Trustees may allot additional time for public comment or defer specific agenda items for review at a subsequent meeting in an effort to allow more public comment, as determined necessary by the Board. This public comment card will not be maintained from one meeting to the next and is only applicable to the meeting on the date in which it was submitted.

If you have a specific concern related to an employee of the District or a specific student issue, you are encouraged to utilize the District's grievance procedures provided in Board Policies DGBA (LOCAL), FNG (LOCAL), and GF (LOCAL) or applicable grievance process. Each grievance procedure allows for an individual to redress grievances with the Board of Trustees. All relevant policies are available online at lovejoyisd.net.

Disruptive behavior will not be tolerated in the meeting. If after the provision of a single warning, the disruptive behavior continues, the disruptive individual may be escorted out of the meeting by District officials and/or law enforcement. It is a criminal offense for a person, with intent to prevent or disrupt a lawful meeting, to substantially obstruct or interfere with the ordinary conduct of a meeting by physical action or verbal utterance.

The Board of Trustees appreciates your active participation in the school district.

***I wish to address the Board about an agenda item on the May 13, 2025 agenda.**

I wish to speak about agenda item # _____ which is titled:

***I wish to participate in the open forum by speaking about the following topic:**

First and Last Name:

Address:

Phone:

Organization and Campus(es) your student(s) attend (if applicable):

Printed Name & Signature (Acknowledging you have read the procedures above)

Print:


Signature:

Date:

6. Consider and Act on an Order Canvassing the Returns and Declaring the Results of a Bond Election

8

Presenter: Katie Kordel, Superintendent



Lovejoy Independent School District Board of Trustees

Date of Meeting	May 13, 2025
Document Title	Order Canvassing the Returns and Declaring the Results of a Bond Election
Presented For	X Board Action Report/Review Only
Supporting Documents	None X Attached Provided Later
Administrator Responsible	Katie Kordel, Superintendent



Executive Summary

The canvass of an election is the official act of finalizing the results. The Board of Trustees must canvass an election between the 3rd and 11th day after an election per Texas Election Code 67.003. Lovejoy ISD partnered with Collin County to conduct the May 3, 2025 Bond election and the certified early voting and election day results are provided.

Fiscal Implications

The cost of the joint election with Collin County as presented in previous board meetings.

Administrator Recommendation

Administration recommends approval of the canvass as certified by the Collin County Election Administrator.

Recommended Motion: Motion to approve the Order Canvassing the Returns and Declaring the Results of a Bond Election.

Priority 1: Lovejoy ISD students will live our Legacy of Excellence by learning at high levels and graduating life ready.

Priority 2: Lovejoy ISD will value employees as our greatest asset in serving students.

Priority 3: Lovejoy ISD will prioritize community, connection, and communication.

Priority 4: Lovejoy ISD will strategically plan for the safety and security of students and staff, financial sustainability, and effective operations.

AFFIDAVIT OF PUBLICATION

THE STATE OF TEXAS

§

COUNTY OF COLLIN

§

§

BEFORE ME, the undersigned authority, a Notary Public in and for the State of Texas, on this day personally appeared _____, who, after being by me duly sworn, upon oath states as follows:

- 1. As indicated by the title/position noted below, the undersigned is an employee of the *Celina Record*, a newspaper of general circulation in the Lovejoy Independent School District (the *Newspaper*) and as such has personal knowledge of the facts stated in this affidavit.
- 2. The Newspaper satisfies each of the requirements of Subchapter C, Chapter 2051 of the Texas Government Code (*Subchapter C*), so as to constitute an official publication where legal notices may be published.
- 3. The Newspaper complied with the internet notice requirements of Subchapter C.
- 4. A true and correct copy of the attached NOTICE OF ELECTION (in English and Spanish) was published in the Newspaper on the following date, which is at least 10 days prior to the election described in the notice:

April 4, 2025 (publication date)

SIGNED this 13th day of May, 2025.

Signature: _____

Title or Position: _____

SUBSCRIBED AND SWORN TO before me, the undersigned authority, on the 13th day of May, 2025.

Notary Public in and for
the State of Texas

CERTIFICATE OF BOARD SECRETARY TO CANVASS ORDER

THE STATE OF TEXAS §
COUNTY OF COLLIN §
LOVEJOY INDEPENDENT SCHOOL DISTRICT §

THE UNDERSIGNED HEREBY CERTIFIES that:

On May 13, 2025 the Board of Trustees (the *Board*) of the Lovejoy Independent School District (the *District*) convened in special session at its regular meeting place in the District (the *Meeting*), the duly constituted members of the Board being as follows:

Barrett Owens	President	Julie McLaughlin	Trustee
Jeff Wood	Vice President	Mark Wheelis	Trustee
Amy Smith	Secretary	Marvin Bobo	Trustee
		Jason Jaynes	Trustee

Absent members were: _____

Thus, a quorum of at least two as required by Election Code § 67.004 was convened to consider the attached order (the *Order*) entitled:

AN ORDER CANVASSING THE RETURNS AND DECLARING THE RESULTS OF A BOND ELECTION; AND OTHER MATTERS IN CONNECTION THEREWITH

After presentation and discussion, a motion was made by Trustee _____ that the Order be passed. The motion was seconded by Trustee _____ and carried by the following vote as shown in the official minutes of the Board:

___ voted "For" ___ voted "Against" ___ abstained

The attached Order is a true and correct copy of the original on file in the official records of the District; the duly qualified and acting members of the Board on the date of the Meeting are those persons shown above; each member of the Board was given actual notice of the time, place, and purpose of the Meeting and had actual notice that the Order would be considered; the Meeting and deliberation of the aforesaid public business was open to the public; and written notice of the Meeting, including the subject of the Order, was posted in compliance with the provisions of Chapter 551, as amended, Texas Government Code.

SIGNED AND SEALED on _____, 2025.

Amy Smith
Secretary, Board of Trustees

WAIVER OF NOTICE AND CONSENT TO SPECIAL MEETING

WE, the undersigned members of the Board of Trustees of the Lovejoy Independent School District HEREBY WAIVE NOTICE and CONSENT to the holding of a special meeting of the Board of Trustees on May 13, 2025, at _____ o'clock, __.m., in the regular meeting place of the Board of Trustees for the purpose of passing, adopting, or otherwise acting upon

AN ORDER CANVASSING THE RETURNS AND DECLARING THE RESULTS OF A BOND ELECTION; AND OTHER MATTERS IN CONNECTION THEREWITH

and for the purpose of acting upon such other matters as may properly come before such meeting.

_____ Date Signed	_____ Absent Member's Printed Name	_____ Absent Member's Signature
_____ Date Signed	_____ Absent Member's Printed Name	_____ Absent Member's Signature
_____ Date Signed	_____ Absent Member's Printed Name	_____ Absent Member's Signature
_____ Date Signed	_____ Absent Member's Printed Name	_____ Absent Member's Signature
_____ Dated	_____ Absent Member's Printed Name	_____ Absent Member's Signature

* * * *

**CERTIFICATE OF
POSTING NOTICE OF ELECTION AND SAMPLE BALLOT**

The State of Texas	§
County of Collin	§
Lovejoy Independent School District	§

As Secretary of the Board of Trustees of the Lovejoy Independent School District (the *District*), I certify the following:

1. Starting on April 1, 2025, 2025, being at least 21 days prior to the District’s bond election on May 3, 2025 (the *Election Day*), and continuing through the day after Election Day, I or my authorized agents posted a true and correct copy of the attached NOTICE OF ELECTION including one or more voter information documents appended to it, in English and Spanish, at the following public places within the District’s boundaries:
 - (a) ONE on the bulletin board used for posting meeting notices for the District’s governing body.
 - (b) ONE at Lovejoy High School, 2350 Estates Pkwy, Lucas, TX 75002.
 - (c) ONE at Willow Springs Middle School, 1101 West Lucas Road, Lucas, TX 75002.
 - (d) ONE at Puster Elementary School, 856 Stoddard Road, Fairview, TX 75069.
2. Starting on April 2, 2025, being at least 21 days prior to Election Day and continuing through the day after Election Day, I or my authorized agents posted the aforementioned NOTICE OF ELECTION and a SAMPLE BALLOT, in English and Spanish, on the District’s website in a prominent location at the following web address, as demonstrated by the attached screenshots of that website:

<https://www.lovejoyisd.net/>
3. I or my authorized agents caused to be physically posted a true and correct copy of the aforesaid NOTICE OF ELECTION in a prominent location at each of the polling locations during voting hours as identified on Exhibits A and B of such Notice.

Dated: _____

Signed: _____

Amy Smith

(DISTRICT SEAL)

Home | Lovejoy ISD

lovejoyisd.net



Anonymous Reporting Required Postings

Lovejoy ISD

MENU SCHOOLS TRANSLATE

LOVEJOY INDEPENDENT SCHOOL DISTRICT

2025 **BOND**

Every Student, Every School

Safety. Efficiency. Modernization.

[Click Here to Learn More!](#)

Cafeteria Menus
Calendars
Classlink
Payment Center
PowerSchool

8:57 AM 4/3/2025



Home | Bond 2025

lovejoyisd.net/o/bond2025

Required Postings

LOVEJOY INDEPENDENT SCHOOL DISTRICT

2025 **BOND**

Every Student, Every School

Safety. Efficiency. Modernization.

MENU SCHOOLS TRANSLATE

9:58 AM 4/3/2025

Required Postings

- Notice of Election - English
- Notice of Election - Spanish
- Election Order - English
- Election Order - Spanish
- Ballot Language
- Form STA

Required Postings | Bond 2025 Lovejoy_ISD_-_Notice_-_English_

core-docs.s3.us-east-1.amazonaws.com/documents/asset/uploaded_file/4515/bond2025/5493089/Lovejoy_ISD_-_Notice_-_English.pdf

Lovejoy_ISD_-_Notice_-_English.pdf 1 / 19 100% +

NOTICE OF BOND ELECTION

TO THE RESIDENT, QUALIFIED VOTERS OF THE LOVEJOY INDEPENDENT SCHOOL DISTRICT

District's Website: <https://www.lovejoyisd.net/>
County's Website: <https://www.collincountytx.gov/Elections>

TAKE NOTICE that an election will be held in the Lovejoy Independent School District on May 3, 2025 concerning the issuance of bonds in accordance with an order that reads substantially as follows:

AN ORDER CALLING A BOND ELECTION TO BE HELD BY THE LOVEJOY INDEPENDENT SCHOOL DISTRICT, MAKING PROVISION FOR THE CONDUCT OF THE ELECTION, AND RESOLVING OTHER MATTERS RELATED TO THAT ELECTION

WHEREAS, the Board of Trustees (the Board) of the LOVEJOY INDEPENDENT SCHOOL DISTRICT (the District), located in Collin County, Texas (the County), finds and determines that a special election (the Election) should be held to determine whether the District will be authorized to issue bonds in the amount and for the purposes identified in this order (the Order); and

WHEREAS, the District will contract with the County, acting by and through its elections administrator (the Administrator) to conduct all aspects of the Election for all registered voters of the District; and

WHEREAS, the Election may be held jointly with other political subdivisions (collectively, the Participants) pursuant to a joint election or similar agreement according to the Texas Election Code, as amended (the Code); and

WHEREAS, the Board hereby finds and determines that the anticipated capital improvements identified in Measure A and corresponding Proposition A may be submitted to the qualified voters of the District as a single measure and corresponding proposition pursuant to Section 45.003(g) of the Texas Education Code because these capital improvements will be predominantly used for educational and administrative purposes, none of which are the type of facilities described in Section 45.003(g)(1-6); and

WHEREAS, the Board hereby finds and determines that the anticipated capital improvements identified in Measure B and corresponding Proposition B must be submitted to the qualified voters of the District as an additional measure and corresponding proposition because these facilities are the type of facilities described in Section 45.003(g)(6) of the Texas Education Code;

core-docs.3.us-east-1.amazonaws.com/documents/asset/uploaded_file/4515/bond2025/5493090/Lovejoy_ISD_-_Notice_-_Spanish.pdf

Lovejoy_ISD_-_Notice_-_Spanish.pdf 1 / 20 100%

AVISO DE ELECCIÓN DE BONOS

A LOS VOTANTES CALIFICADOS RESIDENTES DEL
DISTRITO ESCOLAR INDEPENDIENTE DE LOVEJOY

Sitio Web del Distrito: <https://www.lovejoyisd.net/>
Sitio Web del Condado: <https://www.collincourtyx.gov/Elections>

SE LES INFORMA que se llevará a cabo una elección en el Distrito Escolar Independiente de Lovejoy el 3 de mayo de 2025 sobre la emisión de bonos de conformidad con una orden que substancialmente expresa lo siguiente:

UNA ORDEN QUE CONVOCA A UNA ELECCIÓN DE BONOS A CELEBRARSE POR PARTE DEL DISTRITO ESCOLAR INDEPENDIENTE DE LOVEJOY, HACIENDO LAS PREVISIONES PARA LA REALIZACIÓN DE LA ELECCIÓN Y LA RESOLUCIÓN DE OTROS ASUNTOS RELACIONADOS CON DICHA ELECCIÓN

CONSIDERANDO QUE, la Junta de Síndicos (la *Junta*) del DISTRITO ESCOLAR INDEPENDIENTE DE LOVEJOY (el *Distrito*), con sede en el Condado de Collin, Texas (el *Condado*), falla y determina que se debe llevar a cabo una elección especial (la *Elección*) para determinar si se deberá autorizar al Distrito a emitir bonos en la cantidad y para los fines identificados en la presente Orden (la *Orden*); y

CONSIDERANDO QUE, el Distrito contratará al Condado, actuando por y a través del administrador de elecciones (el *Administrador*) para llevar a cabo todos los aspectos de la Elección para todos los votantes registrados del Distrito; y

CONSIDERANDO QUE, la Elección puede llevarse a cabo de forma conjunta con otras subdivisiones políticas (colectivamente las *Participantes*) de conformidad con un contrato de elección conjunta o similar al amparo del Código Electoral de Texas, según enmendado (el *Código*); y

CONSIDERANDO QUE, la Junta por la presente falla y determina que las mejoras importantes previstas identificadas en la Medida A y la Propuesta A correspondiente pueden someterse a los votantes calificados del Distrito como una medida única y la propuesta correspondiente de acuerdo con la Sección 45.003(g) del Código Educativo de Texas, ya que estas mejoras significativas se utilizarán principalmente con fines educativos y administrativos, ninguna de las cuales son del tipo de instalaciones descritas en la Sección 45.003(g)(1-6) del Código Educativo de Texas; y

core-docs.3.us-east-1.amazonaws.com/documents/asset/uploaded_file/4515/bond2025/5493048/Lovejoy_ISD_-_ballot_form.pdf

ballot form 1 / 2 100%

LOVEJOY INDEPENDENT SCHOOL DISTRICT BOND ELECTION
(la elección para bonos del Distrito Escolar Independiente de Lovejoy)

May 3, 2025
(día 3 de mayo del 2025)

Reminder: If a trustee election can be cancelled, the office and names of the candidates declared elected must be listed on the ballot under the measure under the heading "Unopposed Candidates Declared Elected." ("Candidatos Sin Oposición Declarados Electos"). No votes are cast relative to these candidates.


	LOVEJOY INDEPENDENT SCHOOL DISTRICT PROPOSITION A	DISTRITO ESCOLAR INDEPENDIENTE DE LOVEJOY PROPOSICIÓN A
<input type="checkbox"/> FOR (a favor)	THE ISSUANCE OF BONDS IN THE AMOUNT OF \$265,510,000 FOR CONSTRUCTING, RENOVATING, IMPROVING, AND EQUIPPING EVERY EXISTING SCHOOL FACILITY, INCLUDING SAFETY AND SECURITY, A NEW TRANSPORTATION AND MAINTENANCE FACILITY, THE PURCHASE OF SCHOOL BUSES AND TRANSPORTATION SAFETY EQUIPMENT, AND THE LEVY OF TAXES SUFFICIENT TO PAY THE PRINCIPAL OF AND INTEREST ON THE BONDS. THIS IS A PROPERTY TAX INCREASE.	LA EMISIÓN DE BONOS POR UN MONTO DE \$265,510,000 PARA CONSTRUIR, RENOVAR, MEJORAR Y EQUIPAR TODAS LAS INSTALACIONES ESCOLARES EXISTENTES, INCLUIDAS LA SEGURIDAD Y PROTECCIÓN, UNA INSTALACIÓN DE TRANSPORTE Y MANTENIMIENTO NUEVA, LA COMPRA DE AUTOBUSES ESCOLARES Y EQUIPOS DE SEGURIDAD PARA EL TRANSPORTE, Y LA IMPOSICIÓN DE IMPUESTOS SUFICIENTES PARA PAGAR EL CAPITAL Y LOS INTERESES DE LOS BONOS. ESTE ES UN INCREMENTO DEL IMPUESTO A LA PROPIEDAD.
<input type="checkbox"/> AGAINST (en contra)		
	LOVEJOY INDEPENDENT SCHOOL DISTRICT PROPOSITION B	DISTRITO ESCOLAR INDEPENDIENTE DE LOVEJOY PROPOSICIÓN B
<input type="checkbox"/> FOR (a favor)	THE ISSUANCE OF BONDS IN THE AMOUNT OF \$3,930,000 FOR SCHOOL TECHNOLOGY REPLACEMENT AND UPGRADES AT EVERY EXISTING SCHOOL FACILITY AND THE LEVY OF TAXES SUFFICIENT TO PAY THE PRINCIPAL OF AND INTEREST ON THE BONDS. THIS IS A PROPERTY TAX INCREASE.	LA EMISIÓN DE BONOS POR UN MONTO DE \$3,930,000 PARA LA ACTUALIZACIÓN Y REEMPLAZO DE TECNOLOGÍA ESCOLAR EN TODAS LAS INSTALACIONES ESCOLARES EXISTENTES, Y LA IMPOSICIÓN DE IMPUESTOS SUFICIENTES PARA PAGAR EL CAPITAL Y LOS INTERESES DE LOS BONOS. ESTE ES UN INCREMENTO DEL IMPUESTO A LA PROPIEDAD.
<input type="checkbox"/> AGAINST (en contra)		
	LOVEJOY INDEPENDENT SCHOOL DISTRICT PROPOSITION C	DISTRITO ESCOLAR INDEPENDIENTE DE LOVEJOY PROPOSICIÓN C
<input type="checkbox"/> FOR (a favor)	THE ISSUANCE OF BONDS IN THE AMOUNT OF \$4,525,000 FOR IMPROVEMENTS TO THE EXISTING EXISTENT Y LA INFRAESTRUCTURA	LA EMISIÓN DE BONOS POR UN MONTO DE \$4,525,000 PARA MEJORAS AL ESTADIO EXISTENT Y LA INFRAESTRUCTURA

Summary Results Report
Joint General and Special Elections
May 3, 2025

UNOFFICIAL RESULTS
59 of 59 Vote Centers Reporting
Collin County

Statistics

	TOTAL	Ballots By Mail	Early Voting	Election Day
Registered Voters - Total	740,482			
Ballots Cast - Total	81,258	1,002	53,399	26,857
Voter Turnout - Total	10.97%			



Collin County Seal
Watermark Seal for Collin County.
Collin County Government

Summary Results Report
 Joint General and Special Elections
 May 3, 2025

UNOFFICIAL RESULTS
 59 of 59 Vote Centers Reporting
 Collin County

Trustee, Place 4 - Collin Co. Comm. College Dist.

Vote For 1

	TOTAL	VOTE %		Ballots By Mail	Early Voting	Election Day
Tamara Thomas	26,694	41.80%		280	16,769	9,645
Staci L. Weaver	37,166	58.20%		544	25,429	11,193
Total Votes Cast	63,860	100.00%		824	42,198	20,838
Overvotes	0			0	0	0
Undervotes	17,040			164	10,944	5,932
Contest Totals	80,900			988	53,142	26,770

Trustee, Place 5 - Collin Co. Comm. College Dist

Vote For 1

	TOTAL	VOTE %		Ballots By Mail	Early Voting	Election Day
Raj Menon	45,680	100.00%		549	30,216	14,915
Total Votes Cast	45,680	100.00%		549	30,216	14,915
Overvotes	0			0	0	0
Undervotes	35,220			439	22,926	11,855
Contest Totals	80,900			988	53,142	26,770

Trustee, Place 6 - Collin Co. Comm. College Dist.

Vote For 1

	TOTAL	VOTE %		Ballots By Mail	Early Voting	Election Day
Justin Adcock	45,828	100.00%		547	30,570	14,711
Total Votes Cast	45,828	100.00%		547	30,570	14,711
Overvotes	0			0	0	0
Undervotes	35,072			441	22,572	12,059
Contest Totals	80,900			988	53,142	26,770

City Council, Place 2 - City of Anna

Vote For 1

	TOTAL	VOTE %		Ballots By Mail	Early Voting	Election Day
Allison Inesta	242	24.25%		5	176	61
Nichole Hunt	214	21.44%		5	138	71
Hugh F. Heath	82	8.22%		1	42	39
Nathan Bryan	460	46.09%		0	301	159
Total Votes Cast	998	100.00%		11	657	330
Overvotes	0			0	0	0
Undervotes	28			0	18	10
Contest Totals	1,026			11	675	340

Summary Results Report
 Joint General and Special Elections
 May 3, 2025

UNOFFICIAL RESULTS
 59 of 59 Vote Centers Reporting
 Collin County

City Council, Place 4 – City of Anna

Vote For 1

	TOTAL	VOTE %		Ballots By Mail	Early Voting	Election Day
Lee Miller	255	25.60%		1	173	81
Kelly Herndon	741	74.40%		10	487	244
Total Votes Cast	996	100.00%		11	660	325
Overvotes	0			0	0	0
Undervotes	30			0	15	15
Contest Totals	1,026			11	675	340

City Council, Place 6 – City of Anna

Vote For 1

	TOTAL	VOTE %		Ballots By Mail	Early Voting	Election Day
Randy Atchley	255	25.60%		5	168	82
Manny Singh	741	74.40%		6	489	246
Total Votes Cast	996	100.00%		11	657	328
Overvotes	0			0	0	0
Undervotes	30			0	18	12
Contest Totals	1,026			11	675	340

Councilmember-At-Large – City of Blue Ridge

Vote For 3

	TOTAL	VOTE %		Ballots By Mail	Early Voting	Election Day
Tammy Crosswhite	45	13.27%		0	27	18
Trenton Sissom	95	28.02%		0	70	25
Dennis Davis	25	7.37%		0	13	12
Linda Braly	92	27.14%		0	66	26
Wendy Mattingly	82	24.19%		0	62	20
Total Votes Cast	339	100.00%		0	238	101
Overvotes	0			0	0	0
Undervotes	66			0	44	22
Contest Totals	405			0	282	123

Councilmember, Place 1 – City of Celina

Vote For 1

	TOTAL	VOTE %		Ballots By Mail	Early Voting	Election Day
Dorothy Allan	854	46.49%		6	572	276
Philip Ferguson	983	53.51%		6	722	255
Total Votes Cast	1,837	100.00%		12	1,294	531
Overvotes	0			0	0	0
Undervotes	164			1	105	58
Contest Totals	2,001			13	1,399	589

Collin County Seal
 Watermark Seal for Collin County.
 Collin County Government

Summary Results Report
 Joint General and Special Elections
 May 3, 2025

UNOFFICIAL RESULTS
 59 of 59 Vote Centers Reporting
 Collin County

Councilmember, Place 6 – City of Celina

Vote For 1

	TOTAL	VOTE %	Ballots By Mail	Early Voting	Election Day
Brandon Grumbles	1,417	100.00%	7	1,014	396
Total Votes Cast	1,417	100.00%	7	1,014	396
Overvotes	0		0	0	0
Undervotes	584		6	385	193
Contest Totals	2,001		13	1,399	589

Proposition A – City of Celina

Vote For 1

	TOTAL	VOTE %	Ballots By Mail	Early Voting	Election Day
For	1,179	61.95%	6	830	343
Against	724	38.05%	6	504	214
Total Votes Cast	1,903	100.00%	12	1,334	557
Overvotes	0		0	0	0
Undervotes	98		1	65	32
Contest Totals	2,001		13	1,399	589

Proposition B – City of Celina

Vote For 1

	TOTAL	VOTE %	Ballots By Mail	Early Voting	Election Day
For	1,537	80.34%	10	1,059	468
Against	376	19.66%	2	282	92
Total Votes Cast	1,913	100.00%	12	1,341	560
Overvotes	0		0	0	0
Undervotes	88		1	58	29
Contest Totals	2,001		13	1,399	589

Proposition C – City of Celina

Vote For 1

	TOTAL	VOTE %	Ballots By Mail	Early Voting	Election Day
For	1,265	68.19%	6	904	355
Against	590	31.81%	6	390	194
Total Votes Cast	1,855	100.00%	12	1,294	549
Overvotes	0		0	0	0
Undervotes	146		1	105	40
Contest Totals	2,001		13	1,399	589

Proposition D – City of Celina

Vote For 1

	TOTAL	VOTE %	Ballots By Mail	Early Voting	Election Day
For	1,077	60.27%	4	751	322
Against	710	39.73%	7	495	208
Total Votes Cast	1,787	100.00%	11	1,246	530
Overvotes	0		0	0	0
Undervotes	214		2	153	59
Contest Totals	2,001		13	1,399	589

Summary Results Report
 Joint General and Special Elections
 May 3, 2025

UNOFFICIAL RESULTS
 59 of 59 Vote Centers Reporting
 Collin County

Proposition E – City of Celina

Vote For 1

	TOTAL	VOTE %		Ballots By Mail	Early Voting	Election Day
For	1,430	81.85%		8	1,007	415
Against	317	18.15%		3	226	88
Total Votes Cast	1,747	100.00%		11	1,233	503
Overvotes	0			0	0	0
Undervotes	254			2	166	86
Contest Totals	2,001			13	1,399	589

Proposition F – City of Celina

Vote For 1

	TOTAL	VOTE %		Ballots By Mail	Early Voting	Election Day
For	1,551	83.25%		10	1,074	467
Against	312	16.75%		2	234	76
Total Votes Cast	1,863	100.00%		12	1,308	543
Overvotes	0			0	0	0
Undervotes	138			1	91	46
Contest Totals	2,001			13	1,399	589

Proposition G – City of Celina

Vote For 1

	TOTAL	VOTE %		Ballots By Mail	Early Voting	Election Day
For	1,783	95.55%		12	1,243	528
Against	83	4.45%		1	62	20
Total Votes Cast	1,866	100.00%		13	1,305	548
Overvotes	0			0	0	0
Undervotes	135			0	94	41
Contest Totals	2,001			13	1,399	589

Proposition H – City of Celina

Vote For 1

	TOTAL	VOTE %		Ballots By Mail	Early Voting	Election Day
For	1,647	90.84%		11	1,149	487
Against	166	9.16%		1	120	45
Total Votes Cast	1,813	100.00%		12	1,269	532
Overvotes	0			0	0	0
Undervotes	188			1	130	57
Contest Totals	2,001			13	1,399	589

Summary Results Report
 Joint General and Special Elections
 May 3, 2025

UNOFFICIAL RESULTS
 59 of 59 Vote Centers Reporting
 Collin County

Proposition I – City of Celina

Vote For 1

	TOTAL	VOTE %	Ballots By Mail	Early Voting	Election Day
For	1,654	91.63%	9	1,176	469
Against	151	8.37%	3	98	50
Total Votes Cast	1,805	100.00%	12	1,274	519
Overvotes	0		0	0	0
Undervotes	196		1	125	70
Contest Totals	2,001		13	1,399	589

Proposition J – City of Celina

Vote For 1

	TOTAL	VOTE %	Ballots By Mail	Early Voting	Election Day
For	1,742	94.62%	12	1,217	513
Against	99	5.38%	0	75	24
Total Votes Cast	1,841	100.00%	12	1,292	537
Overvotes	0		0	0	0
Undervotes	160		1	107	52
Contest Totals	2,001		13	1,399	589

Member of Council, Place 12 – City of Dallas

Vote For 1

	TOTAL	VOTE %	Ballots By Mail	Early Voting	Election Day
Cara Mendelsohn	2,245	65.11%	163	1,581	501
Marc Rossouw	1,024	29.70%	20	601	403
Jose Cavazos	179	5.19%	1	68	110
Total Votes Cast	3,448	100.00%	184	2,250	1,014
Overvotes	0		0	0	0
Undervotes	35		2	19	14
Contest Totals	3,483		186	2,269	1,028

City Council, Place 2 – City of Frisco

Vote For 1

	TOTAL	VOTE %	Ballots By Mail	Early Voting	Election Day
Burt Thakur	3,583	37.33%	19	2,346	1,218
Sai Krishnarajanagar	2,291	23.87%	4	1,460	827
Tammy Meinershagen	3,725	38.81%	42	2,456	1,227
Total Votes Cast	9,599	100.00%	65	6,262	3,272
Overvotes	0		0	0	0
Undervotes	669		6	386	277
Contest Totals	10,268		71	6,648	3,549

Summary Results Report
 Joint General and Special Elections
 May 3, 2025

UNOFFICIAL RESULTS
 59 of 59 Vote Centers Reporting
 Collin County

City Council, Place 4 – City of Frisco

Vote For 1

	TOTAL	VOTE %		Ballots By Mail	Early Voting	Election Day
Josh Meek	1,522	15.39%		20	1,000	502
Jared Elad	3,106	31.42%		12	2,126	968
Jerry Spencer	573	5.80%		9	354	210
Gopal Ponangi	2,975	30.09%		10	1,911	1,054
Sangita Datta	1,711	17.31%		15	1,033	663
Total Votes Cast	9,887	100.00%		66	6,424	3,397
Overvotes	0			0	0	0
Undervotes	381			5	224	152
Contest Totals	10,268			71	6,648	3,549

Proposition A – City of Frisco

Vote For 1

	TOTAL	VOTE %		Ballots By Mail	Early Voting	Election Day
For	3,992	40.01%		37	2,564	1,391
Against	5,985	59.99%		34	3,899	2,052
Total Votes Cast	9,977	100.00%		71	6,463	3,443
Overvotes	0			0	0	0
Undervotes	291			0	185	106
Contest Totals	10,268			71	6,648	3,549

Proposition B – City of Frisco

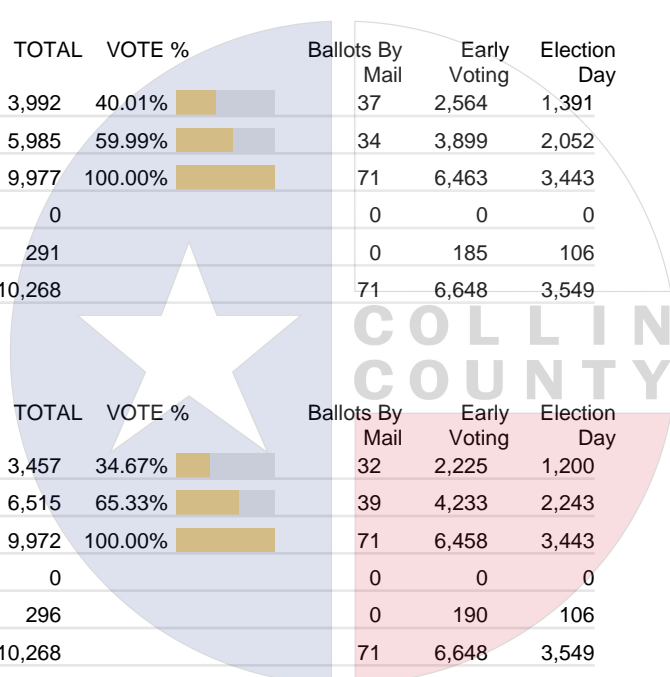
Vote For 1

	TOTAL	VOTE %		Ballots By Mail	Early Voting	Election Day
For	3,457	34.67%		32	2,225	1,200
Against	6,515	65.33%		39	4,233	2,243
Total Votes Cast	9,972	100.00%		71	6,458	3,443
Overvotes	0			0	0	0
Undervotes	296			0	190	106
Contest Totals	10,268			71	6,648	3,549

Proposition C – City of Frisco

Vote For 1

	TOTAL	VOTE %		Ballots By Mail	Early Voting	Election Day
For	7,255	74.13%		58	4,677	2,520
Against	2,532	25.87%		9	1,665	858
Total Votes Cast	9,787	100.00%		67	6,342	3,378
Overvotes	0			0	0	0
Undervotes	481			4	306	171
Contest Totals	10,268			71	6,648	3,549



Collin County Seal
 Watermark Seal for Collin County.
 Collin County Government

Summary Results Report
 Joint General and Special Elections
 May 3, 2025

UNOFFICIAL RESULTS
 59 of 59 Vote Centers Reporting
 Collin County

Proposition D – City of Frisco

Vote For 1

	TOTAL	VOTE %		Ballots By Mail	Early Voting	Election Day
For	3,300	34.14%		40	2,169	1,091
Against	6,366	65.86%		28	4,112	2,226
Total Votes Cast	9,666	100.00%		68	6,281	3,317
Overvotes	0			0	0	0
Undervotes	602			3	367	232
Contest Totals	10,268			71	6,648	3,549

Proposition E – City of Frisco

Vote For 1

	TOTAL	VOTE %		Ballots By Mail	Early Voting	Election Day
For	5,044	52.81%		54	3,310	1,680
Against	4,507	47.19%		14	2,906	1,587
Total Votes Cast	9,551	100.00%		68	6,216	3,267
Overvotes	0			0	0	0
Undervotes	717			3	432	282
Contest Totals	10,268			71	6,648	3,549

Proposition F – City of Frisco

Vote For 1

	TOTAL	VOTE %		Ballots By Mail	Early Voting	Election Day
For	4,863	51.07%		34	3,222	1,607
Against	4,659	48.93%		33	2,974	1,652
Total Votes Cast	9,522	100.00%		67	6,196	3,259
Overvotes	0			0	0	0
Undervotes	746			4	452	290
Contest Totals	10,268			71	6,648	3,549

Proposition G – City of Frisco

Vote For 1

	TOTAL	VOTE %		Ballots By Mail	Early Voting	Election Day
For	6,474	69.16%		58	4,282	2,134
Against	2,887	30.84%		9	1,812	1,066
Total Votes Cast	9,361	100.00%		67	6,094	3,200
Overvotes	0			0	0	0
Undervotes	907			4	554	349
Contest Totals	10,268			71	6,648	3,549

Summary Results Report
 Joint General and Special Elections
 May 3, 2025

UNOFFICIAL RESULTS
 59 of 59 Vote Centers Reporting
 Collin County

Proposition H – City of Frisco

Vote For 1

	TOTAL	VOTE %		Ballots By Mail	Early Voting	Election Day
For	6,587	71.09%		57	4,326	2,204
Against	2,679	28.91%		10	1,710	959
Total Votes Cast	9,266	100.00%		67	6,036	3,163
Overvotes	0			0	0	0
Undervotes	1,002			4	612	386
Contest Totals	10,268			71	6,648	3,549

Proposition I – City of Frisco

Vote For 1

	TOTAL	VOTE %		Ballots By Mail	Early Voting	Election Day
For	4,567	50.45%		39	3,039	1,489
Against	4,485	49.55%		26	2,877	1,582
Total Votes Cast	9,052	100.00%		65	5,916	3,071
Overvotes	0			0	0	0
Undervotes	1,216			6	732	478
Contest Totals	10,268			71	6,648	3,549

Proposition J – City of Frisco

Vote For 1

	TOTAL	VOTE %		Ballots By Mail	Early Voting	Election Day
For	4,517	49.05%		36	2,988	1,493
Against	4,692	50.95%		31	3,024	1,637
Total Votes Cast	9,209	100.00%		67	6,012	3,130
Overvotes	0			0	0	0
Undervotes	1,059			4	636	419
Contest Totals	10,268			71	6,648	3,549

Proposition K – City of Frisco

Vote For 1

	TOTAL	VOTE %		Ballots By Mail	Early Voting	Election Day
For	6,219	68.00%		54	4,059	2,106
Against	2,927	32.00%		12	1,897	1,018
Total Votes Cast	9,146	100.00%		66	5,956	3,124
Overvotes	0			0	0	0
Undervotes	1,122			5	692	425
Contest Totals	10,268			71	6,648	3,549

Summary Results Report
 Joint General and Special Elections
 May 3, 2025

UNOFFICIAL RESULTS
 59 of 59 Vote Centers Reporting
 Collin County

Proposition L - City of Frisco

Vote For 1

	TOTAL	VOTE %		Ballots By Mail	Early Voting	Election Day
For	5,384	57.72%		40	3,565	1,779
Against	3,944	42.28%		26	2,507	1,411
Total Votes Cast	9,328	100.00%		66	6,072	3,190
Overvotes	0			0	0	0
Undervotes	940			5	576	359
Contest Totals	10,268			71	6,648	3,549

Proposition M - City of Frisco

Vote For 1

	TOTAL	VOTE %		Ballots By Mail	Early Voting	Election Day
For	7,124	76.24%		56	4,637	2,431
Against	2,220	23.76%		11	1,437	772
Total Votes Cast	9,344	100.00%		67	6,074	3,203
Overvotes	0			0	0	0
Undervotes	924			4	574	346
Contest Totals	10,268			71	6,648	3,549

Proposition N - City of Frisco

Vote For 1

	TOTAL	VOTE %		Ballots By Mail	Early Voting	Election Day
For	6,647	71.97%		59	4,346	2,242
Against	2,589	28.03%		8	1,665	916
Total Votes Cast	9,236	100.00%		67	6,011	3,158
Overvotes	0			0	0	0
Undervotes	1,032			4	637	391
Contest Totals	10,268			71	6,648	3,549

Mayor - City of Garland

Vote For 1

	TOTAL	VOTE %		Ballots By Mail	Early Voting	Election Day
Roel G. Garcia	1	4.76%		0	1	0
P C Mathew	5	23.81%		0	0	5
Dylan Hedrick	8	38.10%		0	6	2
Shibu Samuel	0	0.00%		0	0	0
Koni Ramos-Kaiwi	2	9.52%		0	0	2
Deborah S. Morris	5	23.81%		0	5	0
Total Votes Cast	21	100.00%		0	12	9
Overvotes	0			0	0	0
Undervotes	1			0	1	0
Contest Totals	22			0	13	9

Summary Results Report
 Joint General and Special Elections
 May 3, 2025

UNOFFICIAL RESULTS
 59 of 59 Vote Centers Reporting
 Collin County

Proposition A – City of Garland

Vote For 1

	TOTAL	VOTE %	Ballots By Mail	Early Voting	Election Day
For	21	95.45%	0	12	9
Against	1	4.55%	0	1	0
Total Votes Cast	22	100.00%	0	13	9
Overvotes	0		0	0	0
Undervotes	0		0	0	0
Contest Totals	22		0	13	9

Proposition B – City of Garland

Vote For 1

	TOTAL	VOTE %	Ballots By Mail	Early Voting	Election Day
For	19	86.36%	0	10	9
Against	3	13.64%	0	3	0
Total Votes Cast	22	100.00%	0	13	9
Overvotes	0		0	0	0
Undervotes	0		0	0	0
Contest Totals	22		0	13	9

Proposition C – City of Garland

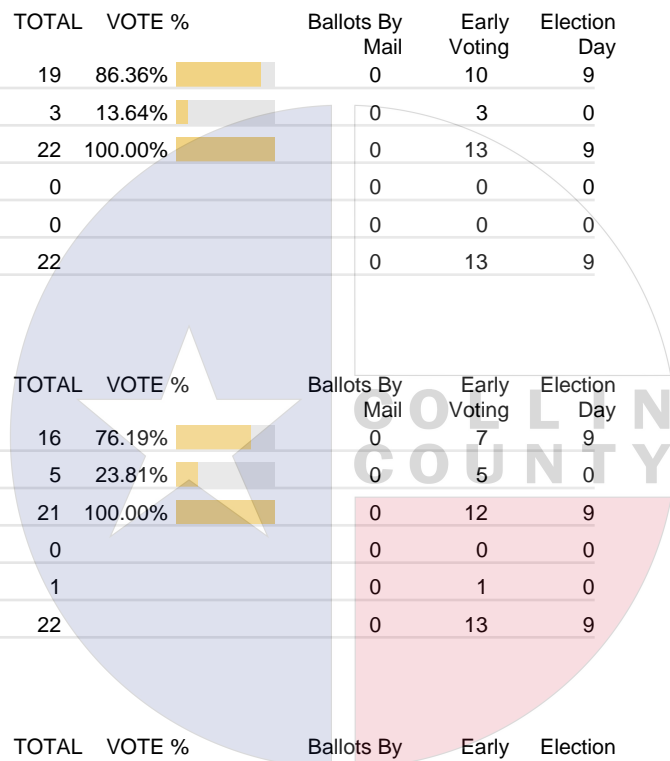
Vote For 1

	TOTAL	VOTE %	Ballots By Mail	Early Voting	Election Day
For	16	76.19%	0	7	9
Against	5	23.81%	0	5	0
Total Votes Cast	21	100.00%	0	12	9
Overvotes	0		0	0	0
Undervotes	1		0	1	0
Contest Totals	22		0	13	9

Proposition D – City of Garland

Vote For 1

	TOTAL	VOTE %	Ballots By Mail	Early Voting	Election Day
For	17	77.27%	0	8	9
Against	5	22.73%	0	5	0
Total Votes Cast	22	100.00%	0	13	9
Overvotes	0		0	0	0
Undervotes	0		0	0	0
Contest Totals	22		0	13	9



Summary Results Report
 Joint General and Special Elections
 May 3, 2025

UNOFFICIAL RESULTS
 59 of 59 Vote Centers Reporting
 Collin County

Proposition A – City of Lavon

Vote For 1

	TOTAL	VOTE %		Ballots By Mail	Early Voting	Election Day
For	187	77.92%		0	91	96
Against	53	22.08%		0	24	29
Total Votes Cast	240	100.00%		0	115	125
Overvotes	0			0	0	0
Undervotes	4			0	3	1
Contest Totals	244			0	118	126

Mayor – City of McKinney

Vote For 1

	TOTAL	VOTE %		Ballots By Mail	Early Voting	Election Day
Matt “Doc” Rostami	1,106	5.78%		16	693	397
Taylor Willingham	1,267	6.62%		22	824	421
Bill Cox	8,953	46.79%		119	6,132	2,702
Scott Sanford	7,810	40.81%		141	5,288	2,381
Total Votes Cast	19,136	100.00%		298	12,937	5,901
Overvotes	0			0	0	0
Undervotes	203			2	131	70
Contest Totals	19,339			300	13,068	5,971

Council Member, At-Large No. 1 – City of McKinney

Vote For 1

	TOTAL	VOTE %		Ballots By Mail	Early Voting	Election Day
Brian J. Magnuson	3,256	19.01%		38	2,253	965
Derrick Tarver	3,068	17.91%		28	1,947	1,093
Ernest Lynch	5,025	29.34%		92	3,617	1,316
Taha Ansari	2,358	13.77%		40	1,493	825
Jim Garrison	3,422	19.98%		78	2,342	1,002
Total Votes Cast	17,129	100.00%		276	11,652	5,201
Overvotes	2			2	0	0
Undervotes	2,208			22	1,416	770
Contest Totals	19,339			300	13,068	5,971

Council Member, District No. 1, McKinney – City of McKinney

Vote For 1

	TOTAL	VOTE %		Ballots By Mail	Early Voting	Election Day
Justin Beller	1,707	100.00%		41	1,109	557
Total Votes Cast	1,707	100.00%		41	1,109	557
Overvotes	0			0	0	0
Undervotes	1,008			10	624	374
Contest Totals	2,715			51	1,733	931

Summary Results Report
 Joint General and Special Elections
 May 3, 2025

UNOFFICIAL RESULTS
 59 of 59 Vote Centers Reporting
 Collin County

Council Member, District No. 3, McKinney – City of McKinney

Vote For 1

	TOTAL	VOTE %	Ballots By Mail	Early Voting	Election Day
Gere Feltus	3,859	53.52%	58	2,722	1,079
Tammy Warren	3,351	46.48%	49	2,295	1,007
Total Votes Cast	7,210	100.00%	107	5,017	2,086
Overvotes	0		0	0	0
Undervotes	392		6	255	131
Contest Totals	7,602		113	5,272	2,217

Mayor – City of Melissa

Vote For 1

	TOTAL	VOTE %	Ballots By Mail	Early Voting	Election Day
Rajae Kennedy	230	12.55%	0	139	91
Jay Northcut	1,602	87.45%	3	1,022	577
Total Votes Cast	1,832	100.00%	3	1,161	668
Overvotes	0		0	0	0
Undervotes	108		3	66	39
Contest Totals	1,940		6	1,227	707

Council Member, Place 1 – City of Murphy

Vote For 1

	TOTAL	VOTE %	Ballots By Mail	Early Voting	Election Day
Elizabeth Abraham	2,068	68.61%	3	1,300	765
Nadeem A. Khan	946	31.39%	3	556	387
Total Votes Cast	3,014	100.00%	6	1,856	1,152
Overvotes	0		0	0	0
Undervotes	41		0	27	14
Contest Totals	3,055		6	1,883	1,166

Council Member, Place 2 – City of Murphy

Vote For 1

	TOTAL	VOTE %	Ballots By Mail	Early Voting	Election Day
W. Scott Smith	1,875	100.00%	3	1,167	705
Total Votes Cast	1,875	100.00%	3	1,167	705
Overvotes	0		0	0	0
Undervotes	1,180		3	716	461
Contest Totals	3,055		6	1,883	1,166

Council Member, Place 4 – City of Murphy

Vote For 1

	TOTAL	VOTE %	Ballots By Mail	Early Voting	Election Day
Ken Oltmann	1,940	76.41%	4	1,245	691
Chris Stout	599	23.59%	2	346	251
Total Votes Cast	2,539	100.00%	6	1,591	942
Overvotes	0		0	0	0
Undervotes	516		0	292	224
Contest Totals	3,055		6	1,883	1,166

Summary Results Report
 Joint General and Special Elections
 May 3, 2025

UNOFFICIAL RESULTS
 59 of 59 Vote Centers Reporting
 Collin County

Council Member, Place 6 – City of Murphy

Vote For 1

	TOTAL	VOTE %	Ballots By Mail	Early Voting	Election Day
Qasim Rasul	636	21.39%	2	339	295
Jene Butler	2,338	78.61%	4	1,497	837
Total Votes Cast	2,974	100.00%	6	1,836	1,132
Overvotes	0		0	0	0
Undervotes	81		0	47	34
Contest Totals	3,055		6	1,883	1,166

Councilmember At-Large – City of Parker

Vote For 3

	TOTAL	VOTE %	Ballots By Mail	Early Voting	Election Day
Colleen Halbert	375	18.83%	5	227	143
Darrel Sharpe	401	20.14%	4	247	150
Joe Cordina	239	12.00%	0	132	107
Amanda Noe	330	16.57%	1	194	135
Todd Fecht	240	12.05%	0	124	116
Roxanne Bogdan	406	20.39%	3	245	158
Total Votes Cast	1,991	100.00%	13	1,169	809
Overvotes	0		0	0	0
Undervotes	208		2	97	109
Contest Totals	2,199		15	1,266	918

Councilmember, Place No. 2, District No. 2 – City of Plano

Vote For 1

	TOTAL	VOTE %	Ballots By Mail	Early Voting	Election Day
Bob Kehr	10,748	55.68%	131	6,918	3,699
Carson K. Underwood	4,043	20.95%	70	2,880	1,093
Douglas Reeves	4,511	23.37%	48	3,099	1,364
Total Votes Cast	19,302	100.00%	249	12,897	6,156
Overvotes	0		0	0	0
Undervotes	1,279		19	741	519
Contest Totals	20,581		268	13,638	6,675

Councilmember, Place No. 4, District No. 4 – City of Plano

Vote For 1

	TOTAL	VOTE %	Ballots By Mail	Early Voting	Election Day
Cody Weaver	8,645	45.04%	115	6,125	2,405
Christene "Chris" Krupa Downs	10,547	54.96%	134	6,696	3,717
Total Votes Cast	19,192	100.00%	249	12,821	6,122
Overvotes	0		0	0	0
Undervotes	1,389		19	817	553
Contest Totals	20,581		268	13,638	6,675

Summary Results Report
 Joint General and Special Elections
 May 3, 2025

UNOFFICIAL RESULTS
 59 of 59 Vote Centers Reporting
 Collin County

Councilmember, Place No. 6, Mayor – City of Plano

Vote For 1

	TOTAL	VOTE %	Ballots By Mail	Early Voting	Election Day
John Muns	14,603	100.00%	187	9,678	4,738
Total Votes Cast	14,603	100.00%	187	9,678	4,738
Overvotes	0		0	0	0
Undervotes	5,978		81	3,960	1,937
Contest Totals	20,581		268	13,638	6,675

Councilmember, Place No. 8 – City of Plano

Vote For 1

	TOTAL	VOTE %	Ballots By Mail	Early Voting	Election Day
Vidal Quintanilla	10,177	53.90%	104	6,364	3,709
Hayden Padgett	8,705	46.10%	142	6,262	2,301
Total Votes Cast	18,882	100.00%	246	12,626	6,010
Overvotes	0		0	0	0
Undervotes	1,699		22	1,012	665
Contest Totals	20,581		268	13,638	6,675

Councilmember, Place No. 5, Unexpired Term – City of Plano

Vote For 1

	TOTAL	VOTE %	Ballots By Mail	Early Voting	Election Day
Gary Cary	8,007	42.30%	106	5,734	2,167
Steve Lavine	10,922	57.70%	141	6,934	3,847
Total Votes Cast	18,929	100.00%	247	12,668	6,014
Overvotes	0		0	0	0
Undervotes	1,652		21	970	661
Contest Totals	20,581		268	13,638	6,675

Proposition A – City of Plano

Vote For 1

	TOTAL	VOTE %	Ballots By Mail	Early Voting	Election Day
For	14,342	71.99%	211	9,603	4,528
Against	5,581	28.01%	52	3,666	1,863
Total Votes Cast	19,923	100.00%	263	13,269	6,391
Overvotes	0		0	0	0
Undervotes	658		5	369	284
Contest Totals	20,581		268	13,638	6,675

Proposition B – City of Plano

Vote For 1

	TOTAL	VOTE %	Ballots By Mail	Early Voting	Election Day
For	11,884	59.76%	213	8,180	3,491
Against	8,001	40.24%	48	5,063	2,890
Total Votes Cast	19,885	100.00%	261	13,243	6,381
Overvotes	0		0	0	0
Undervotes	696		7	395	294
Contest Totals	20,581		268	13,638	6,675

Summary Results Report
 Joint General and Special Elections
 May 3, 2025

UNOFFICIAL RESULTS
 59 of 59 Vote Centers Reporting
 Collin County

Proposition C – City of Plano

Vote For 1

	TOTAL	VOTE %		Ballots By Mail	Early Voting	Election Day
For	12,123	61.60%		205	8,299	3,619
Against	7,557	38.40%		55	4,813	2,689
Total Votes Cast	19,680	100.00%		260	13,112	6,308
Overvotes	0			0	0	0
Undervotes	901			8	526	367
Contest Totals	20,581			268	13,638	6,675

Proposition D – City of Plano

Vote For 1

	TOTAL	VOTE %		Ballots By Mail	Early Voting	Election Day
For	12,752	65.30%		189	8,515	4,048
Against	6,775	34.70%		70	4,489	2,216
Total Votes Cast	19,527	100.00%		259	13,004	6,264
Overvotes	0			0	0	0
Undervotes	1,054			9	634	411
Contest Totals	20,581			268	13,638	6,675

Proposition E – City of Plano

Vote For 1

	TOTAL	VOTE %		Ballots By Mail	Early Voting	Election Day
For	10,714	55.72%		173	7,348	3,193
Against	8,516	44.28%		86	5,507	2,923
Total Votes Cast	19,230	100.00%		259	12,855	6,116
Overvotes	0			0	0	0
Undervotes	1,351			9	783	559
Contest Totals	20,581			268	13,638	6,675

Proposition F – City of Plano

Vote For 1

	TOTAL	VOTE %		Ballots By Mail	Early Voting	Election Day
For	13,061	66.66%		176	8,562	4,323
Against	6,533	33.34%		86	4,474	1,973
Total Votes Cast	19,594	100.00%		262	13,036	6,296
Overvotes	0			0	0	0
Undervotes	987			6	602	379
Contest Totals	20,581			268	13,638	6,675

Summary Results Report
 Joint General and Special Elections
 May 3, 2025

UNOFFICIAL RESULTS
 59 of 59 Vote Centers Reporting
 Collin County

Proposition G – City of Plano

Vote For 1

	TOTAL	VOTE %		Ballots By Mail	Early Voting	Election Day
For	14,053	71.69%		184	9,194	4,675
Against	5,550	28.31%		73	3,850	1,627
Total Votes Cast	19,603	100.00%		257	13,044	6,302
Overvotes	0			0	0	0
Undervotes	978			11	594	373
Contest Totals	20,581			268	13,638	6,675

Council Member, Place 1 – City of Richardson

Vote For 1

	TOTAL	VOTE %		Ballots By Mail	Early Voting	Election Day
Curtis Dorian	1,875	100.00%		9	1,113	753
Total Votes Cast	1,875	100.00%		9	1,113	753
Overvotes	0			0	0	0
Undervotes	1,555			10	836	709
Contest Totals	3,430			19	1,949	1,462

Council Member, Place 2 – City of Richardson

Vote For 1

	TOTAL	VOTE %		Ballots By Mail	Early Voting	Election Day
Jennifer Justice	1,996	100.00%		11	1,205	780
Total Votes Cast	1,996	100.00%		11	1,205	780
Overvotes	0			0	0	0
Undervotes	1,434			8	744	682
Contest Totals	3,430			19	1,949	1,462

Council Member, Place 3 – City of Richardson

Vote For 1

	TOTAL	VOTE %		Ballots By Mail	Early Voting	Election Day
Dan Barrios	1,926	100.00%		9	1,141	776
Total Votes Cast	1,926	100.00%		9	1,141	776
Overvotes	0			0	0	0
Undervotes	1,504			10	808	686
Contest Totals	3,430			19	1,949	1,462

Council Member, Place 4 – City of Richardson

Vote For 1

	TOTAL	VOTE %		Ballots By Mail	Early Voting	Election Day
Joe Corcoran	1,930	100.00%		9	1,155	766
Total Votes Cast	1,930	100.00%		9	1,155	766
Overvotes	0			0	0	0
Undervotes	1,500			10	794	696
Contest Totals	3,430			19	1,949	1,462

Summary Results Report
 Joint General and Special Elections
 May 3, 2025

UNOFFICIAL RESULTS
 59 of 59 Vote Centers Reporting
 Collin County

Council Member, Place 5 – City of Richardson

Vote For 1

	TOTAL	VOTE %	Ballots By Mail	Early Voting	Election Day
Ken Hutchenrider	1,859	100.00%	7	1,127	725
Total Votes Cast	1,859	100.00%	7	1,127	725
Overvotes	0		0	0	0
Undervotes	1,571		12	822	737
Contest Totals	3,430		19	1,949	1,462

Council Member, Place 6 – City of Richardson

Vote For 1

	TOTAL	VOTE %	Ballots By Mail	Early Voting	Election Day
Arefin Shamsul	1,870	61.98%	10	1,039	821
Lisa Marie Kupfer	1,147	38.02%	8	684	455
Total Votes Cast	3,017	100.00%	18	1,723	1,276
Overvotes	0		0	0	0
Undervotes	413		1	226	186
Contest Totals	3,430		19	1,949	1,462

Mayor, Place 7 – City of Richardson

Vote For 1

	TOTAL	VOTE %	Ballots By Mail	Early Voting	Election Day
Alan C. North	133	3.89%	1	63	69
Amir Omar	1,835	53.72%	7	994	834
Bob Dubey	1,448	42.39%	11	886	551
Total Votes Cast	3,416	100.00%	19	1,943	1,454
Overvotes	0		0	0	0
Undervotes	14		0	6	8
Contest Totals	3,430		19	1,949	1,462

Mayor – City of Sachse

Vote For 1

	TOTAL	VOTE %	Ballots By Mail	Early Voting	Election Day
Jeff Bickerstaff	514	65.73%	1	336	177
Matthew D. Holboke	268	34.27%	2	155	111
Total Votes Cast	782	100.00%	3	491	288
Overvotes	0		0	0	0
Undervotes	96		1	54	41
Contest Totals	878		4	545	329

Summary Results Report
 Joint General and Special Elections
 May 3, 2025

UNOFFICIAL RESULTS
 59 of 59 Vote Centers Reporting
 Collin County

Council Member, Place 5 – City of Sachse

Vote For 1

	TOTAL	VOTE %		Ballots By Mail	Early Voting	Election Day
Lindsay Buhler	539	63.56%		1	354	184
Rafay Sheikh	309	36.44%		2	179	128
Total Votes Cast	848	100.00%		3	533	312
Overvotes	0			0	0	0
Undervotes	30			1	12	17
Contest Totals	878			4	545	329

Council Member, Place 6 – City of Sachse

Vote For 1

	TOTAL	VOTE %		Ballots By Mail	Early Voting	Election Day
Matt Prestenberg	508	59.91%		1	340	167
Gurvinder Singh	340	40.09%		2	190	148
Total Votes Cast	848	100.00%		3	530	315
Overvotes	0			0	0	0
Undervotes	30			1	15	14
Contest Totals	878			4	545	329

Proposition A – City of Sachse

Vote For 1

	TOTAL	VOTE %		Ballots By Mail	Early Voting	Election Day
For	622	79.95%		2	394	226
Against	156	20.05%		2	97	57
Total Votes Cast	778	100.00%		4	491	283
Overvotes	0			0	0	0
Undervotes	100			0	54	46
Contest Totals	878			4	545	329

City Council, Place 1 – Town of St. Paul

Vote For 1

	TOTAL	VOTE %		Ballots By Mail	Early Voting	Election Day
Larry Nail	57	57.58%		1	48	8
Jason Sobotka	42	42.42%		0	26	16
Total Votes Cast	99	100.00%		1	74	24
Overvotes	0			0	0	0
Undervotes	3			0	2	1
Contest Totals	102			1	76	25

Summary Results Report
 Joint General and Special Elections
 May 3, 2025

UNOFFICIAL RESULTS
 59 of 59 Vote Centers Reporting
 Collin County

City Council, Place 2 – Town of St. Paul

Vote For 1

	TOTAL	VOTE %	Ballots By Mail	Early Voting	Election Day
David S. Dryden	86	86.00%	1	66	19
David Thomas Gensler	14	14.00%	0	8	6
Total Votes Cast	100	100.00%	1	74	25
Overvotes	0		0	0	0
Undervotes	2		0	2	0
Contest Totals	102		1	76	25

City Council, Place 4 – Town of St. Paul

Vote For 1

	TOTAL	VOTE %	Ballots By Mail	Early Voting	Election Day
JT Trevino	71	100.00%	0	55	16
Total Votes Cast	71	100.00%	0	55	16
Overvotes	0		0	0	0
Undervotes	31		1	21	9
Contest Totals	102		1	76	25

Proposition A – Town of Weston

Vote For 1

	TOTAL	VOTE %	Ballots By Mail	Early Voting	Election Day
For	34	77.27%	0	18	16
Against	10	22.73%	0	3	7
Total Votes Cast	44	100.00%	0	21	23
Overvotes	0		0	0	0
Undervotes	1		0	1	0
Contest Totals	45		0	22	23

Council Member, Place 1 – City of Wylie

Vote For 1

	TOTAL	VOTE %	Ballots By Mail	Early Voting	Election Day
David R. Duke	1,425	100.00%	11	938	476
Total Votes Cast	1,425	100.00%	11	938	476
Overvotes	0		0	0	0
Undervotes	1,063		6	618	439
Contest Totals	2,488		17	1,556	915

Council Member, Place 3 – City of Wylie

Vote For 1

	TOTAL	VOTE %	Ballots By Mail	Early Voting	Election Day
Hamza Fraz	895	36.86%	5	480	410
Todd J. Pickens	1,533	63.14%	11	1,038	484
Total Votes Cast	2,428	100.00%	16	1,518	894
Overvotes	0		0	0	0
Undervotes	60		1	38	21
Contest Totals	2,488		17	1,556	915

Summary Results Report
 Joint General and Special Elections
 May 3, 2025

UNOFFICIAL RESULTS
 59 of 59 Vote Centers Reporting
 Collin County

Proposition A – City of Wylie

Vote For 1

	TOTAL	VOTE %		Ballots By Mail	Early Voting	Election Day
FOR THE MEASURE	953	42.53%		10	618	325
AGAINST THE MEASURE	1,288	57.47%		7	788	493
Total Votes Cast	2,241	100.00%		17	1,406	818
Overvotes	0			0	0	0
Undervotes	247			0	150	97
Contest Totals	2,488			17	1,556	915

Proposition B – City of Wylie

Vote For 1

	TOTAL	VOTE %		Ballots By Mail	Early Voting	Election Day
FOR THE MEASURE	1,698	78.65%		10	1,062	626
AGAINST THE MEASURE	461	21.35%		5	279	177
Total Votes Cast	2,159	100.00%		15	1,341	803
Overvotes	0			0	0	0
Undervotes	329			2	215	112
Contest Totals	2,488			17	1,556	915

Proposition C – City of Wylie

Vote For 1

	TOTAL	VOTE %		Ballots By Mail	Early Voting	Election Day
FOR THE MEASURE	1,886	84.31%		15	1,230	641
AGAINST THE MEASURE	351	15.69%		2	169	180
Total Votes Cast	2,237	100.00%		17	1,399	821
Overvotes	0			0	0	0
Undervotes	251			0	157	94
Contest Totals	2,488			17	1,556	915

Proposition D – City of Wylie

Vote For 1

	TOTAL	VOTE %		Ballots By Mail	Early Voting	Election Day
FOR THE MEASURE	1,950	89.24%		16	1,229	705
AGAINST THE MEASURE	235	10.76%		1	134	100
Total Votes Cast	2,185	100.00%		17	1,363	805
Overvotes	0			0	0	0
Undervotes	303			0	193	110
Contest Totals	2,488			17	1,556	915

Summary Results Report
 Joint General and Special Elections
 May 3, 2025

UNOFFICIAL RESULTS
 59 of 59 Vote Centers Reporting
 Collin County

Proposition E – City of Wylie

Vote For 1

	TOTAL	VOTE %		Ballots By Mail	Early Voting	Election Day
FOR THE MEASURE	1,121	51.99%		8	750	363
AGAINST THE MEASURE	1,035	48.01%		9	594	432
Total Votes Cast	2,156	100.00%		17	1,344	795
Overvotes	0			0	0	0
Undervotes	332			0	212	120
Contest Totals	2,488			17	1,556	915

Proposition F – City of Wylie

Vote For 1

	TOTAL	VOTE %		Ballots By Mail	Early Voting	Election Day
FOR THE MEASURE	1,454	66.82%		12	960	482
AGAINST THE MEASURE	722	33.18%		5	394	323
Total Votes Cast	2,176	100.00%		17	1,354	805
Overvotes	0			0	0	0
Undervotes	312			0	202	110
Contest Totals	2,488			17	1,556	915

Proposition G – City of Wylie

Vote For 1

	TOTAL	VOTE %		Ballots By Mail	Early Voting	Election Day
FOR THE MEASURE	790	36.41%		8	527	255
AGAINST THE MEASURE	1,380	63.59%		9	825	546
Total Votes Cast	2,170	100.00%		17	1,352	801
Overvotes	0			0	0	0
Undervotes	318			0	204	114
Contest Totals	2,488			17	1,556	915

Proposition H – City of Wylie

Vote For 1

	TOTAL	VOTE %		Ballots By Mail	Early Voting	Election Day
FOR THE MEASURE	630	29.21%		7	414	209
AGAINST THE MEASURE	1,527	70.79%		10	932	585
Total Votes Cast	2,157	100.00%		17	1,346	794
Overvotes	0			0	0	0
Undervotes	331			0	210	121
Contest Totals	2,488			17	1,556	915

Summary Results Report
 Joint General and Special Elections
 May 3, 2025

UNOFFICIAL RESULTS
 59 of 59 Vote Centers Reporting
 Collin County

Proposition I – City of Wylie

Vote For 1

	TOTAL	VOTE %		Ballots By Mail	Early Voting	Election Day
FOR THE MEASURE	1,290	62.77%		7	806	477
AGAINST THE MEASURE	765	37.23%		10	464	291
Total Votes Cast	2,055	100.00%		17	1,270	768
Overvotes	0			0	0	0
Undervotes	433			0	286	147
Contest Totals	2,488			17	1,556	915

Proposition J – City of Wylie

Vote For 1

	TOTAL	VOTE %		Ballots By Mail	Early Voting	Election Day
FOR THE MEASURE	1,840	84.21%		12	1,210	618
AGAINST THE MEASURE	345	15.79%		5	160	180
Total Votes Cast	2,185	100.00%		17	1,370	798
Overvotes	0			0	0	0
Undervotes	303			0	186	117
Contest Totals	2,488			17	1,556	915

Proposition K – City of Wylie

Vote For 1

	TOTAL	VOTE %		Ballots By Mail	Early Voting	Election Day
FOR THE MEASURE	1,148	53.85%		9	734	405
AGAINST THE MEASURE	984	46.15%		8	591	385
Total Votes Cast	2,132	100.00%		17	1,325	790
Overvotes	0			0	0	0
Undervotes	356			0	231	125
Contest Totals	2,488			17	1,556	915

Proposition L – City of Wylie

Vote For 1

	TOTAL	VOTE %		Ballots By Mail	Early Voting	Election Day
FOR THE MEASURE	1,883	87.62%		10	1,178	695
AGAINST THE MEASURE	266	12.38%		7	157	102
Total Votes Cast	2,149	100.00%		17	1,335	797
Overvotes	0			0	0	0
Undervotes	339			0	221	118
Contest Totals	2,488			17	1,556	915

Summary Results Report
 Joint General and Special Elections
 May 3, 2025

UNOFFICIAL RESULTS
 59 of 59 Vote Centers Reporting
 Collin County

Proposition M – City of Wylie

Vote For 1

	TOTAL	VOTE %		Ballots By Mail	Early Voting	Election Day
FOR THE MEASURE	1,125	51.68%		6	723	396
AGAINST THE MEASURE	1,052	48.32%		11	642	399
Total Votes Cast	2,177	100.00%		17	1,365	795
Overvotes	0			0	0	0
Undervotes	311			0	191	120
Contest Totals	2,488			17	1,556	915

Proposition N – City of Wylie

Vote For 1

	TOTAL	VOTE %		Ballots By Mail	Early Voting	Election Day
FOR THE MEASURE	816	40.32%		6	554	256
AGAINST THE MEASURE	1,208	59.68%		11	705	492
Total Votes Cast	2,024	100.00%		17	1,259	748
Overvotes	0			0	0	0
Undervotes	464			0	297	167
Contest Totals	2,488			17	1,556	915

Proposition O – City of Wylie

Vote For 1

	TOTAL	VOTE %		Ballots By Mail	Early Voting	Election Day
FOR THE MEASURE	1,390	67.51%		9	919	462
AGAINST THE MEASURE	669	32.49%		8	356	305
Total Votes Cast	2,059	100.00%		17	1,275	767
Overvotes	0			0	0	0
Undervotes	429			0	281	148
Contest Totals	2,488			17	1,556	915

Proposition P – City of Wylie

Vote For 1

	TOTAL	VOTE %		Ballots By Mail	Early Voting	Election Day
FOR THE MEASURE	1,421	67.99%		12	925	484
AGAINST THE MEASURE	669	32.01%		3	378	288
Total Votes Cast	2,090	100.00%		15	1,303	772
Overvotes	0			0	0	0
Undervotes	398			2	253	143
Contest Totals	2,488			17	1,556	915

Summary Results Report
 Joint General and Special Elections
 May 3, 2025

UNOFFICIAL RESULTS
 59 of 59 Vote Centers Reporting
 Collin County

Proposition Q – City of Wylie

Vote For 1

	TOTAL	VOTE %		Ballots By Mail	Early Voting	Election Day
FOR THE MEASURE	1,831	86.65%		14	1,153	664
AGAINST THE MEASURE	282	13.35%		3	171	108
Total Votes Cast	2,113	100.00%		17	1,324	772
Overvotes	0			0	0	0
Undervotes	375			0	232	143
Contest Totals	2,488			17	1,556	915

Proposition R – City of Wylie

Vote For 1

	TOTAL	VOTE %		Ballots By Mail	Early Voting	Election Day
FOR THE MEASURE	1,276	60.36%		13	855	408
AGAINST THE MEASURE	838	39.64%		4	466	368
Total Votes Cast	2,114	100.00%		17	1,321	776
Overvotes	0			0	0	0
Undervotes	374			0	235	139
Contest Totals	2,488			17	1,556	915

Proposition S – City of Wylie

Vote For 1

	TOTAL	VOTE %		Ballots By Mail	Early Voting	Election Day
FOR THE MEASURE	1,487	72.89%		12	935	540
AGAINST THE MEASURE	553	27.11%		4	326	223
Total Votes Cast	2,040	100.00%		16	1,261	763
Overvotes	0			0	0	0
Undervotes	448			1	295	152
Contest Totals	2,488			17	1,556	915

Proposition T – City of Wylie

Vote For 1

	TOTAL	VOTE %		Ballots By Mail	Early Voting	Election Day
FOR THE MEASURE	496	23.66%		3	348	145
AGAINST THE MEASURE	1,600	76.34%		14	960	626
Total Votes Cast	2,096	100.00%		17	1,308	771
Overvotes	0			0	0	0
Undervotes	392			0	248	144
Contest Totals	2,488			17	1,556	915

Summary Results Report
 Joint General and Special Elections
 May 3, 2025

UNOFFICIAL RESULTS
 59 of 59 Vote Centers Reporting
 Collin County

Proposition U – City of Wylie

Vote For 1

	TOTAL	VOTE %		Ballots By Mail	Early Voting	Election Day
FOR THE MEASURE	1,637	78.40%		13	1,039	585
AGAINST THE MEASURE	451	21.60%		4	261	186
Total Votes Cast	2,088	100.00%		17	1,300	771
Overvotes	0			0	0	0
Undervotes	400			0	256	144
Contest Totals	2,488			17	1,556	915

Proposition V – City of Wylie

Vote For 1

	TOTAL	VOTE %		Ballots By Mail	Early Voting	Election Day
FOR THE MEASURE	1,193	55.36%		9	799	385
AGAINST THE MEASURE	962	44.64%		8	545	409
Total Votes Cast	2,155	100.00%		17	1,344	794
Overvotes	0			0	0	0
Undervotes	333			0	212	121
Contest Totals	2,488			17	1,556	915

Proposition W – City of Wylie

Vote For 1

	TOTAL	VOTE %		Ballots By Mail	Early Voting	Election Day
FOR THE MEASURE	1,648	76.65%		13	1,051	584
AGAINST THE MEASURE	502	23.35%		4	290	208
Total Votes Cast	2,150	100.00%		17	1,341	792
Overvotes	0			0	0	0
Undervotes	338			0	215	123
Contest Totals	2,488			17	1,556	915

Proposition X – City of Wylie

Vote For 1

	TOTAL	VOTE %		Ballots By Mail	Early Voting	Election Day
FOR THE MEASURE	1,631	76.97%		15	1,017	599
AGAINST THE MEASURE	488	23.03%		2	300	186
Total Votes Cast	2,119	100.00%		17	1,317	785
Overvotes	0			0	0	0
Undervotes	369			0	239	130
Contest Totals	2,488			17	1,556	915

Summary Results Report
 Joint General and Special Elections
 May 3, 2025

UNOFFICIAL RESULTS
 59 of 59 Vote Centers Reporting
 Collin County

Proposition Y – City of Wylie

Vote For 1

	TOTAL	VOTE %		Ballots By Mail	Early Voting	Election Day
FOR THE MEASURE	1,556	76.31%		11	976	569
AGAINST THE MEASURE	483	23.69%		5	290	188
Total Votes Cast	2,039	100.00%		16	1,266	757
Overvotes	0			0	0	0
Undervotes	449			1	290	158
Contest Totals	2,488			17	1,556	915

Proposition Z – City of Wylie

Vote For 1

	TOTAL	VOTE %		Ballots By Mail	Early Voting	Election Day
FOR THE MEASURE	687	32.51%		6	465	216
AGAINST THE MEASURE	1,426	67.49%		11	855	560
Total Votes Cast	2,113	100.00%		17	1,320	776
Overvotes	0			0	0	0
Undervotes	375			0	236	139
Contest Totals	2,488			17	1,556	915

Board of Trustees, Place 4 – Allen ISD

Vote For 1

	TOTAL	VOTE %		Ballots By Mail	Early Voting	Election Day
Rosalind Lewis	1,497	45.54%		26	918	553
Becca Kinnear	1,790	54.46%		28	1,162	600
Total Votes Cast	3,287	100.00%		54	2,080	1,153
Overvotes	0			0	0	0
Undervotes	280			3	169	108
Contest Totals	3,567			57	2,249	1,261

Board of Trustees, Place 5 – Allen ISD

Vote For 1

	TOTAL	VOTE %		Ballots By Mail	Early Voting	Election Day
Kit McKee	1,241	37.87%		27	757	457
Amanda Campbell	2,036	62.13%		28	1,312	696
Total Votes Cast	3,277	100.00%		55	2,069	1,153
Overvotes	0			0	0	0
Undervotes	290			2	180	108
Contest Totals	3,567			57	2,249	1,261

Board of Trustees, Place 1 – Anna ISD

Vote For 1

	TOTAL	VOTE %		Ballots By Mail	Early Voting	Election Day
Tiffany Terry	823	100.00%		9	551	263
Total Votes Cast	823	100.00%		9	551	263
Overvotes	0			0	0	0
Undervotes	291			2	179	110
Contest Totals	1,114			11	730	373

Summary Results Report
 Joint General and Special Elections
 May 3, 2025

UNOFFICIAL RESULTS
 59 of 59 Vote Centers Reporting
 Collin County

Board of Trustees, Place 3 – Anna ISD

Vote For 1

	TOTAL	VOTE %	Ballots By Mail	Early Voting	Election Day
Jose Vargas	823	100.00%	8	539	276
Total Votes Cast	823	100.00%	8	539	276
Overvotes	0		0	0	0
Undervotes	291		3	191	97
Contest Totals	1,114		11	730	373

Board of Trustees, Place 4 – Anna ISD

Vote For 1

	TOTAL	VOTE %	Ballots By Mail	Early Voting	Election Day
Kavanski Morrison	159	16.44%	3	100	56
Cody Bridwell	447	46.23%	4	298	145
Eliana Mellet	90	9.31%	0	65	25
Carrie Butler	271	28.02%	4	170	97
Total Votes Cast	967	100.00%	11	633	323
Overvotes	0		0	0	0
Undervotes	147		0	97	50
Contest Totals	1,114		11	730	373

Trustee, Place 2 – Blue Ridge ISD

Vote For 1

	TOTAL	VOTE %	Ballots By Mail	Early Voting	Election Day
Matt Grier	349	100.00%	2	240	107
Total Votes Cast	349	100.00%	2	240	107
Overvotes	0		0	0	0
Undervotes	155		0	99	56
Contest Totals	504		2	339	163

Trustee, Place 4 – Blue Ridge ISD

Vote For 1

	TOTAL	VOTE %	Ballots By Mail	Early Voting	Election Day
Eddie Childers	132	31.58%	0	88	44
Jenna Capps	286	68.42%	2	201	83
Total Votes Cast	418	100.00%	2	289	127
Overvotes	0		0	0	0
Undervotes	86		0	50	36
Contest Totals	504		2	339	163

Trustee, Place 6 – Blue Ridge ISD

Vote For 1

	TOTAL	VOTE %	Ballots By Mail	Early Voting	Election Day
Scott Cessna	340	100.00%	2	236	102
Total Votes Cast	340	100.00%	2	236	102
Overvotes	0		0	0	0
Undervotes	164		0	103	61
Contest Totals	504		2	339	163

Summary Results Report
 Joint General and Special Elections
 May 3, 2025

UNOFFICIAL RESULTS
 59 of 59 Vote Centers Reporting
 Collin County

Trustee, Place 7 – Blue Ridge ISD

Vote For 1

	TOTAL	VOTE %	Ballots By Mail	Early Voting	Election Day
John Gaulden	356	100.00%	2	247	107
Total Votes Cast	356	100.00%	2	247	107
Overvotes	0		0	0	0
Undervotes	148		0	92	56
Contest Totals	504		2	339	163

Proposition A – Blue Ridge ISD

Vote For 1

	TOTAL	VOTE %	Ballots By Mail	Early Voting	Election Day
FOR	347	69.12%	2	248	97
AGAINST	155	30.88%	0	90	65
Total Votes Cast	502	100.00%	2	338	162
Overvotes	0		0	0	0
Undervotes	2		0	1	1
Contest Totals	504		2	339	163

Board of Trustees, Place 1 – Celina ISD

Vote For 1

	TOTAL	VOTE %	Ballots By Mail	Early Voting	Election Day
Vicky Hogue	412	23.20%	4	310	98
Meagan Dungan	532	29.96%	2	338	192
Chuck Hansen	832	46.85%	2	612	218
Total Votes Cast	1,776	100.00%	8	1,260	508
Overvotes	0		0	0	0
Undervotes	202		1	135	66
Contest Totals	1,978		9	1,395	574

Board of Trustees, Place 2 – Celina ISD

Vote For 1

	TOTAL	VOTE %	Ballots By Mail	Early Voting	Election Day
Michael Wagoner	841	50.69%	4	583	254
Cameron Riggs	818	49.31%	2	592	224
Total Votes Cast	1,659	100.00%	6	1,175	478
Overvotes	0		0	0	0
Undervotes	319		3	220	96
Contest Totals	1,978		9	1,395	574

Summary Results Report
 Joint General and Special Elections
 May 3, 2025

UNOFFICIAL RESULTS
 59 of 59 Vote Centers Reporting
 Collin County

Proposition A – Celina ISD

Vote For 1

	TOTAL	VOTE %		Ballots By Mail	Early Voting	Election Day
FOR	1,395	71.58%		5	994	396
AGAINST	554	28.42%		4	382	168
Total Votes Cast	1,949	100.00%		9	1,376	564
Overvotes	0			0	0	0
Undervotes	29			0	19	10
Contest Totals	1,978			9	1,395	574

Proposition B – Celina ISD

Vote For 1

	TOTAL	VOTE %		Ballots By Mail	Early Voting	Election Day
FOR	1,361	69.72%		4	975	382
AGAINST	591	30.28%		5	406	180
Total Votes Cast	1,952	100.00%		9	1,381	562
Overvotes	0			0	0	0
Undervotes	26			0	14	12
Contest Totals	1,978			9	1,395	574

Trustee, Place 1 – Community ISD

Vote For 1

	TOTAL	VOTE %		Ballots By Mail	Early Voting	Election Day
Jeff Pendill	210	50.97%		1	107	102
Kathryn Grant	202	49.03%		2	100	100
Total Votes Cast	412	100.00%		3	207	202
Overvotes	0			0	0	0
Undervotes	98			0	35	63
Contest Totals	510			3	242	265

Trustee, Place 3 – Community ISD

Vote For 1

	TOTAL	VOTE %		Ballots By Mail	Early Voting	Election Day
Adam Strickland	137	31.00%		1	79	57
Chelsia Renae Young	54	12.22%		1	23	30
Jeff Cox	192	43.44%		0	87	105
Heather Minyard	59	13.35%		1	24	34
Total Votes Cast	442	100.00%		3	213	226
Overvotes	0			0	0	0
Undervotes	68			0	29	39
Contest Totals	510			3	242	265

Summary Results Report
 Joint General and Special Elections
 May 3, 2025

UNOFFICIAL RESULTS
 59 of 59 Vote Centers Reporting
 Collin County

Trustee, Place 1 – Frisco ISD

Vote For 1

	TOTAL	VOTE %		Ballots By Mail	Early Voting	Election Day
Amit Kalra	2,941	25.58%		38	1,883	1,020
Suresh Manduva	4,997	43.46%		24	3,227	1,746
Muni Janagarajan	3,560	30.96%		35	2,375	1,150
Total Votes Cast	11,498	100.00%		97	7,485	3,916
Overvotes	0			0	0	0
Undervotes	2,516			39	1,618	859
Contest Totals	14,014			136	9,103	4,775

Trustee, Place 2 – Frisco ISD

Vote For 1

	TOTAL	VOTE %		Ballots By Mail	Early Voting	Election Day
Melanie Barrios Jones	4,966	41.37%		45	3,347	1,574
Ange Yao	1,108	9.23%		8	642	458
Renee Sample	5,931	49.40%		58	3,857	2,016
Total Votes Cast	12,005	100.00%		111	7,846	4,048
Overvotes	0			0	0	0
Undervotes	2,009			25	1,257	727
Contest Totals	14,014			136	9,103	4,775

Trustee, Place 3 – Frisco ISD

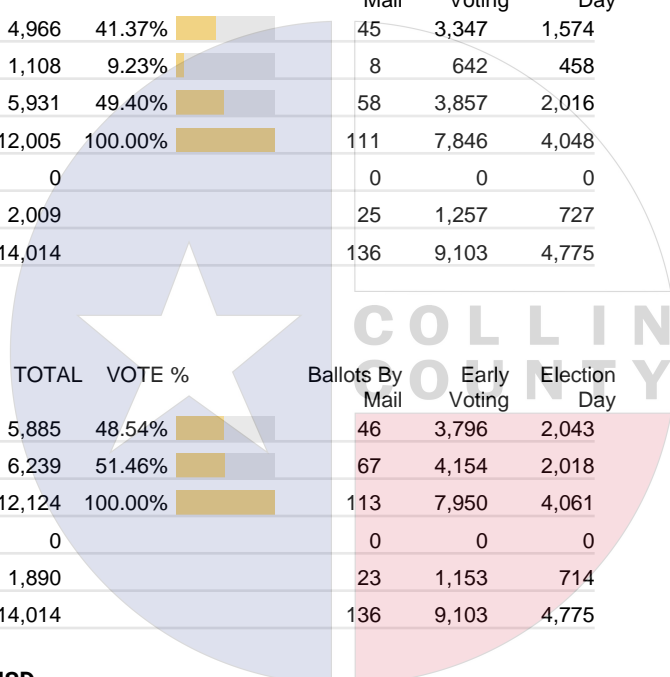
Vote For 1

	TOTAL	VOTE %		Ballots By Mail	Early Voting	Election Day
Stuart Shulman	5,885	48.54%		46	3,796	2,043
Stephanie Elad	6,239	51.46%		67	4,154	2,018
Total Votes Cast	12,124	100.00%		113	7,950	4,061
Overvotes	0			0	0	0
Undervotes	1,890			23	1,153	714
Contest Totals	14,014			136	9,103	4,775

Board of Trustee, Place 1 – Lovejoy ISD

Vote For 1

	TOTAL	VOTE %		Ballots By Mail	Early Voting	Election Day
Julie McLaughlin	2,299	100.00%		5	1,745	549
Total Votes Cast	2,299	100.00%		5	1,745	549
Overvotes	0			0	0	0
Undervotes	1,228			5	875	348
Contest Totals	3,527			10	2,620	897



Collin County Seal
 Watermarked Seal for Collin County,
 Collin County Government

Summary Results Report
 Joint General and Special Elections
 May 3, 2025

UNOFFICIAL RESULTS
 59 of 59 Vote Centers Reporting
 Collin County

Board of Trustee, Place 2 – Lovejoy ISD

Vote For 1

	TOTAL	VOTE %		Ballots By Mail	Early Voting	Election Day
Aubrey Stock	2,114	67.43%		7	1,596	511
Pamela Sailor	1,021	32.57%		2	769	250
Total Votes Cast	3,135	100.00%		9	2,365	761
Overvotes	0			0	0	0
Undervotes	392			1	255	136
Contest Totals	3,527			10	2,620	897

Board of Trustee, Place 3 – Lovejoy ISD

Vote For 1

	TOTAL	VOTE %		Ballots By Mail	Early Voting	Election Day
Jeff Wood	2,162	100.00%		5	1,633	524
Total Votes Cast	2,162	100.00%		5	1,633	524
Overvotes	0			0	0	0
Undervotes	1,365			5	987	373
Contest Totals	3,527			10	2,620	897

Proposition A – Lovejoy ISD

Vote For 1

	TOTAL	VOTE %		Ballots By Mail	Early Voting	Election Day
FOR	1,831	52.46%		5	1,378	448
AGAINST	1,659	47.54%		5	1,218	436
Total Votes Cast	3,490	100.00%		10	2,596	884
Overvotes	0			0	0	0
Undervotes	37			0	24	13
Contest Totals	3,527			10	2,620	897

Proposition B – Lovejoy ISD

Vote For 1

	TOTAL	VOTE %		Ballots By Mail	Early Voting	Election Day
FOR	1,957	56.38%		5	1,467	485
AGAINST	1,514	43.62%		5	1,119	390
Total Votes Cast	3,471	100.00%		10	2,586	875
Overvotes	0			0	0	0
Undervotes	56			0	34	22
Contest Totals	3,527			10	2,620	897

Proposition C – Lovejoy ISD

Vote For 1

	TOTAL	VOTE %		Ballots By Mail	Early Voting	Election Day
FOR	1,674	48.34%		5	1,263	406
AGAINST	1,789	51.66%		5	1,314	470
Total Votes Cast	3,463	100.00%		10	2,577	876
Overvotes	0			0	0	0
Undervotes	64			0	43	21
Contest Totals	3,527			10	2,620	897

Summary Results Report
 Joint General and Special Elections
 May 3, 2025

UNOFFICIAL RESULTS
 59 of 59 Vote Centers Reporting
 Collin County

Proposition D – Lovejoy ISD

Vote For 1

	TOTAL	VOTE %		Ballots By Mail	Early Voting	Election Day
FOR	1,733	50.09%		5	1,308	420
AGAINST	1,727	49.91%		5	1,267	455
Total Votes Cast	3,460	100.00%		10	2,575	875
Overvotes	0			0	0	0
Undervotes	67			0	45	22
Contest Totals	3,527			10	2,620	897

Proposition E – Lovejoy ISD

Vote For 1

	TOTAL	VOTE %		Ballots By Mail	Early Voting	Election Day
FOR	1,760	50.69%		4	1,327	429
AGAINST	1,712	49.31%		6	1,259	447
Total Votes Cast	3,472	100.00%		10	2,586	876
Overvotes	0			0	0	0
Undervotes	55			0	34	21
Contest Totals	3,527			10	2,620	897

Board of Trustees, Place 1 – McKinney ISD

Vote For 1

	TOTAL	VOTE %		Ballots By Mail	Early Voting	Election Day
Larry Jagours	1,100	100.00%		17	753	330
Total Votes Cast	1,100	100.00%		17	753	330
Overvotes	0			0	0	0
Undervotes	647			6	415	226
Contest Totals	1,747			23	1,168	556

Board of Trustees, Place 2 – McKinney ISD

Vote For 1

	TOTAL	VOTE %		Ballots By Mail	Early Voting	Election Day
Kenneth Ussery	2,281	62.46%		25	1,549	707
Deborah Klosky	1,371	37.54%		26	927	418
Total Votes Cast	3,652	100.00%		51	2,476	1,125
Overvotes	0			0	0	0
Undervotes	666			4	429	233
Contest Totals	4,318			55	2,905	1,358

Board of Trustees, Place 3 – McKinney ISD

Vote For 1

	TOTAL	VOTE %		Ballots By Mail	Early Voting	Election Day
Chad Green	896	31.78%		21	559	316
Corey Homer	1,923	68.22%		31	1,336	556
Total Votes Cast	2,819	100.00%		52	1,895	872
Overvotes	0			0	0	0
Undervotes	332			3	209	120
Contest Totals	3,151			55	2,104	992

Summary Results Report
 Joint General and Special Elections
 May 3, 2025

UNOFFICIAL RESULTS
 59 of 59 Vote Centers Reporting
 Collin County

Board of Trustees, Place 7 – McKinney ISD

Vote For 1

	TOTAL	VOTE %		Ballots By Mail	Early Voting	Election Day
Harvey Oaxaca	9,427	100.00%		131	6,584	2,712
Total Votes Cast	9,427	100.00%		131	6,584	2,712
Overvotes	0			0	0	0
Undervotes	5,445			89	3,544	1,812
Contest Totals	14,872			220	10,128	4,524

Trustee, Place 6 – Melissa ISD

Vote For 1

	TOTAL	VOTE %		Ballots By Mail	Early Voting	Election Day
Amy Feagin	1,644	100.00%		4	1,055	585
Total Votes Cast	1,644	100.00%		4	1,055	585
Overvotes	0			0	0	0
Undervotes	659			6	390	263
Contest Totals	2,303			10	1,445	848

Trustee, Place 7 – Melissa ISD

Vote For 1

	TOTAL	VOTE %		Ballots By Mail	Early Voting	Election Day
Paul Anderson	1,169	61.82%		2	778	389
Robyn Brown	722	38.18%		5	417	300
Total Votes Cast	1,891	100.00%		7	1,195	689
Overvotes	0			0	0	0
Undervotes	412			3	250	159
Contest Totals	2,303			10	1,445	848

Proposition A – Melissa ISD

Vote For 1

	TOTAL	VOTE %		Ballots By Mail	Early Voting	Election Day
FOR	1,550	67.80%		6	1,041	503
AGAINST	736	32.20%		4	399	333
Total Votes Cast	2,286	100.00%		10	1,440	836
Overvotes	0			0	0	0
Undervotes	17			0	5	12
Contest Totals	2,303			10	1,445	848

Proposition B – Melissa ISD

Vote For 1

	TOTAL	VOTE %		Ballots By Mail	Early Voting	Election Day
FOR	1,575	69.14%		6	1,036	533
AGAINST	703	30.86%		4	396	303
Total Votes Cast	2,278	100.00%		10	1,432	836
Overvotes	0			0	0	0
Undervotes	25			0	13	12
Contest Totals	2,303			10	1,445	848

Summary Results Report
 Joint General and Special Elections
 May 3, 2025

UNOFFICIAL RESULTS
 59 of 59 Vote Centers Reporting
 Collin County

Trustee, Place 1 – Plano ISD

Vote For 1

	TOTAL	VOTE %	Ballots By Mail	Early Voting	Election Day
Lauren Tyra	17,008	100.00%	264	11,043	5,701
Total Votes Cast	17,008	100.00%	264	11,043	5,701
Overvotes	0		0	0	0
Undervotes	11,628		186	7,401	4,041
Contest Totals	28,636		450	18,444	9,742

Trustee, Place 2 – Plano ISD

Vote For 1

	TOTAL	VOTE %	Ballots By Mail	Early Voting	Election Day
Sam Johnson	19,230	85.86%	329	12,626	6,275
Xiomar Pierre	3,167	14.14%	40	1,926	1,201
Total Votes Cast	22,397	100.00%	369	14,552	7,476
Overvotes	0		0	0	0
Undervotes	6,239		81	3,892	2,266
Contest Totals	28,636		450	18,444	9,742

Trustee, Place 3 – Plano ISD

Vote For 1

	TOTAL	VOTE %	Ballots By Mail	Early Voting	Election Day
Nancy C. Humphrey	16,296	71.22%	279	10,541	5,476
Harper Weaver	6,584	28.78%	91	4,265	2,228
Total Votes Cast	22,880	100.00%	370	14,806	7,704
Overvotes	0		0	0	0
Undervotes	5,756		80	3,638	2,038
Contest Totals	28,636		450	18,444	9,742

Trustee, Place 6 – Plano ISD

Vote For 1

	TOTAL	VOTE %	Ballots By Mail	Early Voting	Election Day
Andrew Rettke	3,005	12.82%	53	1,875	1,077
Elisa Klein	13,310	56.80%	179	8,347	4,784
Dash Weerasinghe	7,119	30.38%	144	5,018	1,957
Total Votes Cast	23,434	100.00%	376	15,240	7,818
Overvotes	1		1	0	0
Undervotes	5,201		73	3,204	1,924
Contest Totals	28,636		450	18,444	9,742

School Board Trustee, Place 1 – Prosper ISD

Vote For 1

	TOTAL	VOTE %	Ballots By Mail	Early Voting	Election Day
Jorden Dial	3,239	100.00%	38	2,282	919
Total Votes Cast	3,239	100.00%	38	2,282	919
Overvotes	0		0	0	0
Undervotes	1,644		14	1,074	556
Contest Totals	4,883		52	3,356	1,475

Summary Results Report
 Joint General and Special Elections
 May 3, 2025

UNOFFICIAL RESULTS
 59 of 59 Vote Centers Reporting
 Collin County

School Board Trustee, Place 3 – Prosper ISD

Vote For 1

	TOTAL	VOTE %		Ballots By Mail	Early Voting	Election Day
Scott Bray	2,214	50.76%		36	1,566	612
Kelly P. Cavender	2,148	49.24%		13	1,467	668
Total Votes Cast	4,362	100.00%		49	3,033	1,280
Overvotes	0			0	0	0
Undervotes	521			3	323	195
Contest Totals	4,883			52	3,356	1,475

School Board Trustee, Place 6 – Prosper ISD

Vote For 1

	TOTAL	VOTE %		Ballots By Mail	Early Voting	Election Day
Janette Church	2,248	50.53%		29	1,561	658
Garrett Linker	2,201	49.47%		20	1,518	663
Total Votes Cast	4,449	100.00%		49	3,079	1,321
Overvotes	0			0	0	0
Undervotes	434			3	277	154
Contest Totals	4,883			52	3,356	1,475

Proposition A – Seis Lagos SUD

Vote For 1

	TOTAL	VOTE %		Ballots By Mail	Early Voting	Election Day
FOR	277	47.11%		1	157	119
AGAINST	311	52.89%		0	219	92
Total Votes Cast	588	100.00%		1	376	211
Overvotes	0			0	0	0
Undervotes	0			0	0	0
Contest Totals	588			1	376	211

Proposition B – City of Lavon

Vote For 1

	TOTAL	VOTE %		Ballots By Mail	Early Voting	Election Day
For	20	21.51%		0	13	7
Against	73	78.49%		1	32	40
Total Votes Cast	93	100.00%		1	45	47
Overvotes	0			0	0	0
Undervotes	1			0	0	1
Contest Totals	94			1	45	48

Summary Results Report
 Joint General and Special Elections
 May 3, 2025

UNOFFICIAL RESULTS
 59 of 59 Vote Centers Reporting
 Collin County

Proposition A – Collin County MUD No. 6

Vote For 1

	TOTAL	VOTE %	Ballots By Mail	Early Voting	Election Day
For	2	100.00%	0	2	0
Against	0	0.00%	0	0	0
Total Votes Cast	2	100.00%	0	2	0
Overvotes	0		0	0	0
Undervotes	0		0	0	0
Contest Totals	2		0	2	0

Directors, Collin County MUD No. 6

Vote For 5

	TOTAL	VOTE %	Ballots By Mail	Early Voting	Election Day
Will Droese	2	20.00%	0	2	0
Ryan Duffie	2	20.00%	0	2	0
Haley Birmingham	2	20.00%	0	2	0
Genna Skolnik	2	20.00%	0	2	0
Alec Johns	2	20.00%	0	2	0
Total Votes Cast	10	100.00%	0	10	0
Overvotes	0		0	0	0
Undervotes	0		0	0	0
Contest Totals	10		0	10	0

Proposition B – Collin County MUD No. 6

Vote For 1

	TOTAL	VOTE %	Ballots By Mail	Early Voting	Election Day
For	2	100.00%	0	2	0
Against	0	0.00%	0	0	0
Total Votes Cast	2	100.00%	0	2	0
Overvotes	0		0	0	0
Undervotes	0		0	0	0
Contest Totals	2		0	2	0

Proposition C – Collin County MUD No. 6

Vote For 1

	TOTAL	VOTE %	Ballots By Mail	Early Voting	Election Day
For	2	100.00%	0	2	0
Against	0	0.00%	0	0	0
Total Votes Cast	2	100.00%	0	2	0
Overvotes	0		0	0	0
Undervotes	0		0	0	0
Contest Totals	2		0	2	0

Collin County Seal
 Watermark Seal for Collin County,
 Collin County Government

Summary Results Report
 Joint General and Special Elections
 May 3, 2025

UNOFFICIAL RESULTS
 59 of 59 Vote Centers Reporting
 Collin County

Proposition D – Collin County MUD No. 6

Vote For 1

	TOTAL	VOTE %	Ballots By Mail	Early Voting	Election Day
For	2	100.00%	0	2	0
Against	0	0.00%	0	0	0
Total Votes Cast	2	100.00%	0	2	0
Overvotes	0		0	0	0
Undervotes	0		0	0	0
Contest Totals	2		0	2	0

Proposition E – Collin County MUD No. 6

Vote For 1

	TOTAL	VOTE %	Ballots By Mail	Early Voting	Election Day
For	2	100.00%	0	2	0
Against	0	0.00%	0	0	0
Total Votes Cast	2	100.00%	0	2	0
Overvotes	0		0	0	0
Undervotes	0		0	0	0
Contest Totals	2		0	2	0

Proposition F – Collin County MUD No. 6

Vote For 1

	TOTAL	VOTE %	Ballots By Mail	Early Voting	Election Day
For	2	100.00%	0	2	0
Against	0	0.00%	0	0	0
Total Votes Cast	2	100.00%	0	2	0
Overvotes	0		0	0	0
Undervotes	0		0	0	0
Contest Totals	2		0	2	0

Proposition A – Collin County MUD No. 11

Vote For 1

	TOTAL	VOTE %	Ballots By Mail	Early Voting	Election Day
FOR DISTRICT	1	100.00%	0	1	0
AGAINST DISTRICT	0	0.00%	0	0	0
Total Votes Cast	1	100.00%	0	1	0
Overvotes	0		0	0	0
Undervotes	0		0	0	0
Contest Totals	1		0	1	0

Summary Results Report
 Joint General and Special Elections
 May 3, 2025

UNOFFICIAL RESULTS
 59 of 59 Vote Centers Reporting
 Collin County

Proposition B – Collin County MUD No. 11

Vote For 1

	TOTAL	VOTE %		Ballots By Mail	Early Voting	Election Day
FOR	1	100.00%	<div style="width: 100%; height: 10px; background-color: #f0e68c;"></div>	0	1	0
AGAINST	0	0.00%	<div style="width: 0%; height: 10px; background-color: #d3d3d3;"></div>	0	0	0
Total Votes Cast	1	100.00%	<div style="width: 100%; height: 10px; background-color: #f0e68c;"></div>	0	1	0
Overvotes	0			0	0	0
Undervotes	0			0	0	0
Contest Totals	1			0	1	0

Proposition C – Collin County MUD No. 11

Vote For 1

	TOTAL	VOTE %		Ballots By Mail	Early Voting	Election Day
FOR	1	100.00%	<div style="width: 100%; height: 10px; background-color: #f0e68c;"></div>	0	1	0
AGAINST	0	0.00%	<div style="width: 0%; height: 10px; background-color: #d3d3d3;"></div>	0	0	0
Total Votes Cast	1	100.00%	<div style="width: 100%; height: 10px; background-color: #f0e68c;"></div>	0	1	0
Overvotes	0			0	0	0
Undervotes	0			0	0	0
Contest Totals	1			0	1	0

Proposition D – Collin County MUD No. 11

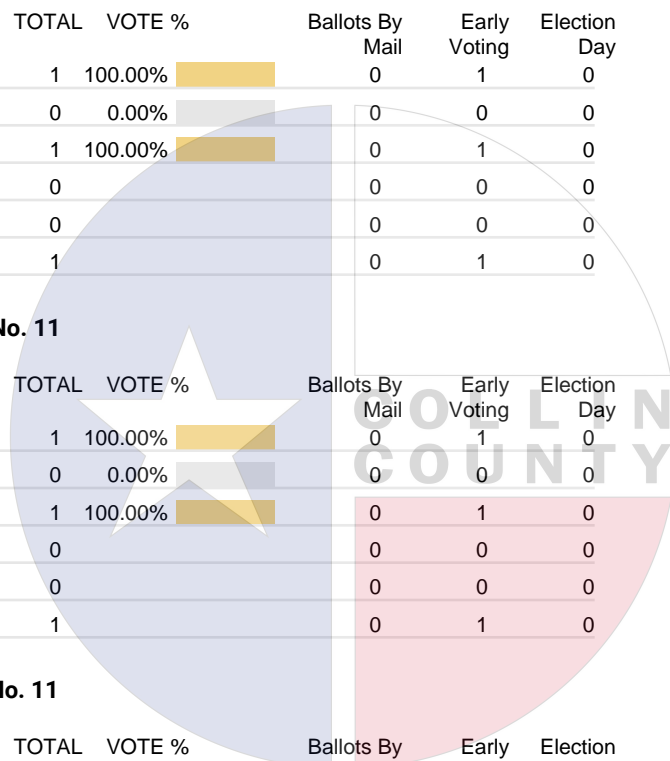
Vote For 1

	TOTAL	VOTE %		Ballots By Mail	Early Voting	Election Day
FOR	1	100.00%	<div style="width: 100%; height: 10px; background-color: #f0e68c;"></div>	0	1	0
AGAINST	0	0.00%	<div style="width: 0%; height: 10px; background-color: #d3d3d3;"></div>	0	0	0
Total Votes Cast	1	100.00%	<div style="width: 100%; height: 10px; background-color: #f0e68c;"></div>	0	1	0
Overvotes	0			0	0	0
Undervotes	0			0	0	0
Contest Totals	1			0	1	0

Proposition E – Collin County MUD No. 11

Vote For 1

	TOTAL	VOTE %		Ballots By Mail	Early Voting	Election Day
FOR	1	100.00%	<div style="width: 100%; height: 10px; background-color: #f0e68c;"></div>	0	1	0
AGAINST	0	0.00%	<div style="width: 0%; height: 10px; background-color: #d3d3d3;"></div>	0	0	0
Total Votes Cast	1	100.00%	<div style="width: 100%; height: 10px; background-color: #f0e68c;"></div>	0	1	0
Overvotes	0			0	0	0
Undervotes	0			0	0	0
Contest Totals	1			0	1	0



Summary Results Report
 Joint General and Special Elections
 May 3, 2025

UNOFFICIAL RESULTS
 59 of 59 Vote Centers Reporting
 Collin County

Directors, Collin County MUD No. 11

Vote For 5

	TOTAL	VOTE %	Ballots By Mail	Early Voting	Election Day
Ryan Storch	1	20.00%	0	1	0
Michael Reil	1	20.00%	0	1	0
Jessica Lynn Puckett	1	20.00%	0	1	0
James Casey Ross	1	20.00%	0	1	0
Joshua Mitchell Pace	1	20.00%	0	1	0
Total Votes Cast	5	100.00%	0	5	0
Overvotes	0		0	0	0
Undervotes	0		0	0	0
Contest Totals	5		0	5	0

Proposition A – Collin County MUD No. 12

Vote For 1

	TOTAL	VOTE %	Ballots By Mail	Early Voting	Election Day
FOR DISTRICT	1	100.00%	0	1	0
AGAINST DISTRICT	0	0.00%	0	0	0
Total Votes Cast	1	100.00%	0	1	0
Overvotes	0		0	0	0
Undervotes	0		0	0	0
Contest Totals	1		0	1	0

Proposition B – Collin County MUD NO. 12

Vote For 1

	TOTAL	VOTE %	Ballots By Mail	Early Voting	Election Day
FOR	1	100.00%	0	1	0
AGAINST	0	0.00%	0	0	0
Total Votes Cast	1	100.00%	0	1	0
Overvotes	0		0	0	0
Undervotes	0		0	0	0
Contest Totals	1		0	1	0

Proposition C – Collin County MUD NO. 12

Vote For 1

	TOTAL	VOTE %	Ballots By Mail	Early Voting	Election Day
FOR	1	100.00%	0	1	0
AGAINST	0	0.00%	0	0	0
Total Votes Cast	1	100.00%	0	1	0
Overvotes	0		0	0	0
Undervotes	0		0	0	0
Contest Totals	1		0	1	0




Collin County Seal
 Watermark Seal for Collin County,
 Collin County Government

Summary Results Report
 Joint General and Special Elections
 May 3, 2025

UNOFFICIAL RESULTS
 59 of 59 Vote Centers Reporting
 Collin County




Proposition D – Collin County MUD NO. 12

Vote For 1

	TOTAL	VOTE %		Ballots By Mail	Early Voting	Election Day
FOR	1	100.00%		0	1	0
AGAINST	0	0.00%		0	0	0
Total Votes Cast	1	100.00%		0	1	0
Overvotes	0			0	0	0
Undervotes	0			0	0	0
Contest Totals	1			0	1	0







Proposition E – Collin County MUD NO. 12

Vote For 1

	TOTAL	VOTE %		Ballots By Mail	Early Voting	Election Day
FOR	1	100.00%		0	1	0
AGAINST	0	0.00%		0	0	0
Total Votes Cast	1	100.00%		0	1	0
Overvotes	0			0	0	0
Undervotes	0			0	0	0
Contest Totals	1			0	1	0

Directors, Collin County MUD NO. 12

Vote For 5

	TOTAL	VOTE %		Ballots By Mail	Early Voting	Election Day
Samuel "Brannon" Farrow	1	20.00%		0	1	0
Maxwell Carr Roberts	1	20.00%		0	1	0
Kyle Thomas Kooda	1	20.00%		0	1	0
Rian Rahimi	1	20.00%		0	1	0
Nicole Ann Stoeckel	1	20.00%		0	1	0
Total Votes Cast	5	100.00%		0	5	0
Overvotes	0			0	0	0
Undervotes	0			0	0	0
Contest Totals	5			0	5	0

Collin County Seal
 Watermark Seal for Collin County,
 Collin County Government

AN ORDER CANVASSING THE RETURNS AND DECLARING THE RESULTS OF A BOND ELECTION; AND OTHER MATTERS IN CONNECTION THEREWITH

WHEREAS, the Board of Trustees (the *Board*) of the Lovejoy Independent School District (the *District*) ordered an election to be held on May 3, 2025 (the *Election*) for the purpose of determining whether the qualified voters of the District would authorize the District's issuance of general obligation bonds; and

WHEREAS, the Board has reviewed and investigated all matters pertaining to the Election, including the ordering, notices, election officers, holding, and returns thereof; and

WHEREAS, the Board has diligently inquired into the poll lists and the official election returns that were duly and lawfully made to the Board by the judges and clerks holding and conducting the Election; and

WHEREAS, the precinct returns are attached and incorporated for all purposes; and

WHEREAS, from these returns, this Board hereby finds that the following votes were cast in the Election by qualified voters of the District:

PROPOSITION A

THE ISSUANCE OF BONDS IN THE AMOUNT OF \$265,510,000 FOR CONSTRUCTING, RENOVATING, IMPROVING, AND EQUIPPING EVERY EXISTING SCHOOL FACILITY, INCLUDING SAFETY AND SECURITY, A NEW TRANSPORTATION AND MAINTENANCE FACILITY, THE PURCHASE OF SCHOOL BUSES AND TRANSPORTATION SAFETY EQUIPMENT, AND THE LEVY OF TAXES SUFFICIENT TO PAY THE PRINCIPAL OF AND INTEREST ON THE BONDS. THIS IS A PROPERTY TAX INCREASE.

	For	Against
Early Votes in Person	1,378	1,218
Early Votes by Mail (absentee)	5	5
Election Day Votes	448	436
TOTAL	1,831	1,659

Under Votes, if any: 37 Total Votes Cast: 3,490
Provisional Ballots, if any: Counted: 0 Uncounted: 1

[continued on next page]

PROPOSITION B

THE ISSUANCE OF BONDS IN THE AMOUNT OF \$3,930,000 FOR SCHOOL TECHNOLOGY REPLACEMENT AND UPGRADES AT EVERY EXISTING SCHOOL FACILITY AND THE LEVY OF TAXES SUFFICIENT TO PAY THE PRINCIPAL OF AND INTEREST ON THE BONDS. THIS IS A PROPERTY TAX INCREASE.

	For	Against
Early Votes in Person	1,467	1,119
Early Votes by Mail (absentee)	5	5
Election Day Votes	485	390
TOTAL	1,957	1,514

Under Votes, if any: 56 Total Votes Cast: 3,471
Provisional Ballots, if any: Counted: 0 Uncounted: 1

PROPOSITION C

THE ISSUANCE OF BONDS IN THE AMOUNT OF \$4,525,000 FOR IMPROVEMENTS TO THE EXISTING STADIUM INCLUDING THE TRACK AND CONCESSION STANDS AND THE LEVY OF TAXES SUFFICIENT TO PAY THE PRINCIPAL OF AND INTEREST ON THE BONDS. THIS IS A PROPERTY TAX INCREASE.

	For	Against
Early Votes in Person	1,263	1,314
Early Votes by Mail (absentee)	5	5
Election Day Votes	406	470
TOTAL	1,674	1,789

Under Votes, if any: 64 Total Votes Cast: 3,463
Provisional Ballots, if any: Counted: 0 Uncounted: 1

PROPOSITION D

THE ISSUANCE OF BONDS IN THE AMOUNT OF \$1,505,000 FOR IMPROVEMENTS TO EXISTING SCHOOL ATHLETIC FACILITIES INCLUDING TENNIS, BASEBALL, AND SOFTBALL FACILITIES AND THE LEVY OF TAXES SUFFICIENT TO PAY THE PRINCIPAL OF AND INTEREST ON THE BONDS. THIS IS A PROPERTY TAX INCREASE.

	For	Against
Early Votes in Person	1,308	1,267
Early Votes by Mail (absentee)	5	5
Election Day Votes	420	455
TOTAL	1,733	1,727

Under Votes, if any: 67 Total Votes Cast: 3,460
Provisional Ballots, if any: Counted: 0 Uncounted: 1

PROPOSITION E

THE ISSUANCE OF BONDS IN THE AMOUNT OF \$700,000 FOR IMPROVEMENTS TO THE EXISTING SCHOOL NATATORIUM FACILITY AND THE LEVY OF TAXES SUFFICIENT TO PAY THE PRINCIPAL OF AND INTEREST ON THE BONDS. THIS IS A PROPERTY TAX INCREASE.

	For	Against
Early Votes in Person	1,327	1,259
Early Votes by Mail (absentee)	4	6
Election Day Votes	429	447
TOTAL	1,760	1,712

Under Votes, if any: 55 Total Votes Cast: 3,472
Provisional Ballots, if any: Counted: 0 Uncounted: 1

NOW, THEREFORE, IT IS RESOLVED BY THE BOARD OF TRUSTEES OF THE LOVEJOY INDEPENDENT SCHOOL DISTRICT THAT:

SECTION 1: The Board officially finds, determines, and declares that the Election was properly ordered, that proper legal notice of the Election was given, that proper election officers were appointed prior to the Election, that the Election was legally held, that all qualified voters of the District were permitted to vote at the Election, that returns of the results of the Election had been made and delivered, and that the Board has canvassed such returns, all in accordance with the state and federal laws and the order calling the Election.

SECTION 2: A MAJORITY of the qualified voters of the District voting in the Election, having voted FOR Proposition A, the Board hereby finds and determines that this Proposition carried at the Election and that the Board is hereby accordingly authorized to issue the bonds and to levy the tax in accordance with the law and the authority granted in the Proposition and the corresponding Measure stated in the District's election order.

SECTION 3: A MAJORITY of the qualified voters of the District voting in the Election, having voted FOR Proposition B, the Board hereby finds and determines that this Proposition carried at the Election and that the Board is hereby accordingly authorized to issue the bonds and to levy the tax in accordance with the law and the authority granted in the Proposition and the corresponding Measure stated in the District's election order.

SECTION 4: A MAJORITY of the qualified voters of the District voting in the Election, having voted AGAINST Proposition C, the Board hereby finds and determines that this Proposition failed at the Election.

SECTION 5: A MAJORITY of the qualified voters of the District voting in the Election, having voted FOR Proposition D, the Board hereby finds and determines that this Proposition carried at the Election and that the Board is hereby accordingly authorized to issue the bonds and to levy the tax in accordance with the law and the authority granted in the Proposition and the corresponding Measure stated in the District's election order.

SECTION 6: A MAJORITY of the qualified voters of the District voting in the Election, having voted FOR Proposition E, the Board hereby finds and determines that this Proposition carried at the Election and that the Board is hereby accordingly authorized to issue the bonds and to levy the tax in accordance with the law and the authority granted in the Proposition and the corresponding Measure stated in the District's election order.

SECTION 7: The President of the Board is authorized to execute this Order, and the Secretary of the Board is authorized to certify this Order regardless of their participation in the quorum required by the Election Code.

SECTION 8: The recitals contained in the preamble of this Order are hereby found to be true, and such recitals are hereby made a part of this Order for all purposes and are adopted as a part of the judgment and findings of the Board.

SECTION 9: All orders and resolutions, or parts thereof, which are in conflict or inconsistent with any provision of this Order are hereby repealed to the extent of such conflict, and the provisions of this Order shall be and remain controlling as to the matters resolved herein.

SECTION 10: This Order shall be construed and enforced in accordance with the laws of the State of Texas and the United States of America.

SECTION 11: If any provision of this Order or the application thereof to any person or circumstance shall be held to be invalid, the remainder of this Order and the application of such provision to other persons and circumstances shall nevertheless be valid, and the Board hereby declares that this Order would have been enacted without such invalid provision.

SECTION 12: It is officially found, determined, and declared that the meeting at which this Order is adopted was open to the public and public notice of the time, place, and subject matter of the public business to be considered at such meeting, including this Order, was given, all as required by Chapter 551, as amended, Texas Government Code.

SECTION 13: This Order shall be in force and effect from and after its final passage and it is so resolved.

PASSED, ADOPTED, AND APPROVED on May 13, 2025, the date of the canvassing meeting.

LOVEJOY INDEPENDENT SCHOOL DISTRICT

Barrett Owens
President, Board of Trustees


ATTEST:

Amy Smith
Secretary, Board of Trustees

(DISTRICT SEAL)

7. Consider and Act on the Approval of the Canvass for the Lovejoy ISD May 3, 2025 General Election (Lovejoy ISD Board of Trustees Election)

Presenter: Rodricka Taylor, Coordinator for the Superintendent and Board Services



Lovejoy Independent School District Board of Trustees

Date of Meeting	May 13, 2025
Document Title	Consider and Act on the Approval of the Canvass for the Lovejoy ISD May 3, 2025 General Election
Presented For	X Board Action Report/Review Only
Supporting Documents	None X Attached Provided Later
Administrator Responsible	Rodricka Taylor, Coordinator for the Superintendent and Board Services
Executive Summary	
<p>The canvass of an election is the official act of finalizing the results. The Board of Trustees must canvass an election between the 3rd and 11th day after an election per Texas Election Code 67.003. Lovejoy ISD partnered with Collin County to conduct the May 3, 2025 General election and the certified early voting and election day results are provided.</p>	
Fiscal Implications	
<p>The cost of the joint election with Collin County as presented in previous board meetings.</p>	
Administrator Recommendation	
<p>Administration recommends approval of the canvass as certified by the Collin County Election Administrator.</p>	

Recommended Motion: Motion to approve the canvassing for the Board of Trustees Election held on May 3, 2025 for Trustee Places 1, 2, and 3 as certified by the Collin County Election Administrator.

Priority 1: Lovejoy ISD students will live our Legacy of Excellence by learning at high levels and graduating life ready.

Priority 2: Lovejoy ISD will value employees as our greatest asset in serving students.

Priority 3: Lovejoy ISD will prioritize community, connection, and communication.

Priority 4: Lovejoy ISD will strategically plan for the safety and security of students and staff, financial sustainability, and effective operations.

**RESOLUTION AND ORDER DECLARING RESULTS
OF THE MAY 3, 2025 TRUSTEE GENERAL ELECTION**

On this 13th day of May 2025 the following members of the Lovejoy ISD Board of Trustees were present:

- Marvin Bobo, Trustee:
- Jason Jaynes, Trustee:
- Julie McLaughlin, Trustee:
- Barrett Owens, President:
- Amy Smith, Secretary:
- Mark Wheelis, Trustee:
- Jeff Wood, Vice President:

to certify the results of the Lovejoy Independent School District Board of Trustees General Election held on May 3, 2025, in Collin County, Texas, for the purpose of electing three members of the Lovejoy Independent School District Board of Trustees, one for each of Places 1, 2 and 3.

This Resolution will certify the results as listed in the canvassing documents provided by the Collin County Election Administrator. The following is a total of all votes received by each candidate as shown by the precinct returns. I further certify the following vote totals include early voting votes by precinct received under section 87.1231 of the Texas Election Code.

Trustee Place	Name of Candidate	Total Votes Received
Trustee – Place 1	Julie McLaughlin	2,299
Trustee – Place 2	Aubrey Stock	2,114
Trustee – Place 2	Pamela Sailor	1,021
Trustee – Place 3	Jeff Wood	2,162

Trustee Place	Total Votes Cast
Trustee – Place 1	2,299
Trustee – Place 2	3,135
Trustee – Place 3	2,162

Attached hereto and incorporated herein for all purposes as the tabulation required by Texas Election Code section 67.004 are the detailed voting center election results prepared by the Collin County Elections Department for the Lovejoy Independent School District May 3, 2025, General Board of Trustees Election.

And it appearing to the Board of Trustees and the said Board so finding:

That **Julie McLaughlin** received the highest number of votes cast in Place 1.

That **Aubrey Stock** received the highest number of votes cast in Place 2.

That **Jeff Wood** received the highest number of votes cast in Place 3.

IT IS, THEREFORE, FOUND AND DECLARED AND SO ORDERED by the Board of Trustees of the LOVEJOY INDEPENDENT SCHOOL DISTRICT that the above trustee election was duly called, that notice of said election was duly posted and that said election was held in accordance with the law; and that at said election Julie McLaughlin was elected to said Board of Trustees in Place 1, subject to taking the oath of office, that Aubrey Stock was elected to said Board of Trustees in Place 2, subject to take the oath of office, and that Jeff Wood was elected to said Board of Trustees in Place 3.

IT IS FURTHER FOUND AND DETERMINED that the date, place and subject of this meeting was duly posted.

The above resolution being read, it was moved and seconded that the same does pass.

IT IS SO RESOLVED AND ORDERED.

Dated on this 13th day of May, 2025

LOVEJOY INDEPENDENT SCHOOL DISTRICT

ATTEST:

Barrett Owens, President
Board of Trustees


Amy Smith, Secretary
Board of Trustees

Summary Results Report
Joint General and Special Elections
May 3, 2025

UNOFFICIAL RESULTS
59 of 59 Vote Centers Reporting
Collin County

Statistics

	TOTAL	Ballots By Mail	Early Voting	Election Day
Registered Voters - Total	740,482			
Ballots Cast - Total	81,258	1,002	53,399	26,857
Voter Turnout - Total	10.97%			



Collin County Seal
Watermark Seal for Collin County.
Collin County Government

Summary Results Report
 Joint General and Special Elections
 May 3, 2025

UNOFFICIAL RESULTS
 59 of 59 Vote Centers Reporting
 Collin County

Trustee, Place 4 - Collin Co. Comm. College Dist.

Vote For 1

	TOTAL	VOTE %		Ballots By Mail	Early Voting	Election Day
Tamara Thomas	26,694	41.80%		280	16,769	9,645
Staci L. Weaver	37,166	58.20%		544	25,429	11,193
Total Votes Cast	63,860	100.00%		824	42,198	20,838
Overvotes	0			0	0	0
Undervotes	17,040			164	10,944	5,932
Contest Totals	80,900			988	53,142	26,770

Trustee, Place 5 - Collin Co. Comm. College Dist

Vote For 1

	TOTAL	VOTE %		Ballots By Mail	Early Voting	Election Day
Raj Menon	45,680	100.00%		549	30,216	14,915
Total Votes Cast	45,680	100.00%		549	30,216	14,915
Overvotes	0			0	0	0
Undervotes	35,220			439	22,926	11,855
Contest Totals	80,900			988	53,142	26,770

Trustee, Place 6 - Collin Co. Comm. College Dist.

Vote For 1

	TOTAL	VOTE %		Ballots By Mail	Early Voting	Election Day
Justin Adcock	45,828	100.00%		547	30,570	14,711
Total Votes Cast	45,828	100.00%		547	30,570	14,711
Overvotes	0			0	0	0
Undervotes	35,072			441	22,572	12,059
Contest Totals	80,900			988	53,142	26,770

City Council, Place 2 – City of Anna

Vote For 1

	TOTAL	VOTE %		Ballots By Mail	Early Voting	Election Day
Allison Inesta	242	24.25%		5	176	61
Nichole Hunt	214	21.44%		5	138	71
Hugh F. Heath	82	8.22%		1	42	39
Nathan Bryan	460	46.09%		0	301	159
Total Votes Cast	998	100.00%		11	657	330
Overvotes	0			0	0	0
Undervotes	28			0	18	10
Contest Totals	1,026			11	675	340

Summary Results Report
 Joint General and Special Elections
 May 3, 2025

UNOFFICIAL RESULTS
 59 of 59 Vote Centers Reporting
 Collin County

City Council, Place 4 – City of Anna

Vote For 1

	TOTAL	VOTE %		Ballots By Mail	Early Voting	Election Day
Lee Miller	255	25.60%		1	173	81
Kelly Herndon	741	74.40%		10	487	244
Total Votes Cast	996	100.00%		11	660	325
Overvotes	0			0	0	0
Undervotes	30			0	15	15
Contest Totals	1,026			11	675	340

City Council, Place 6 – City of Anna

Vote For 1

	TOTAL	VOTE %		Ballots By Mail	Early Voting	Election Day
Randy Atchley	255	25.60%		5	168	82
Manny Singh	741	74.40%		6	489	246
Total Votes Cast	996	100.00%		11	657	328
Overvotes	0			0	0	0
Undervotes	30			0	18	12
Contest Totals	1,026			11	675	340

Councilmember-At-Large – City of Blue Ridge

Vote For 3

	TOTAL	VOTE %		Ballots By Mail	Early Voting	Election Day
Tammy Crosswhite	45	13.27%		0	27	18
Trenton Sissom	95	28.02%		0	70	25
Dennis Davis	25	7.37%		0	13	12
Linda Braly	92	27.14%		0	66	26
Wendy Mattingly	82	24.19%		0	62	20
Total Votes Cast	339	100.00%		0	238	101
Overvotes	0			0	0	0
Undervotes	66			0	44	22
Contest Totals	405			0	282	123

Councilmember, Place 1 – City of Celina

Vote For 1

	TOTAL	VOTE %		Ballots By Mail	Early Voting	Election Day
Dorothy Allan	854	46.49%		6	572	276
Philip Ferguson	983	53.51%		6	722	255
Total Votes Cast	1,837	100.00%		12	1,294	531
Overvotes	0			0	0	0
Undervotes	164			1	105	58
Contest Totals	2,001			13	1,399	589

Collin County Seal
 Watermark Seal for Collin County.
 Collin County Government

Summary Results Report
 Joint General and Special Elections
 May 3, 2025

UNOFFICIAL RESULTS
 59 of 59 Vote Centers Reporting
 Collin County

Councilmember, Place 6 – City of Celina

Vote For 1

	TOTAL	VOTE %	Ballots By Mail	Early Voting	Election Day
Brandon Grumbles	1,417	100.00%	7	1,014	396
Total Votes Cast	1,417	100.00%	7	1,014	396
Overvotes	0		0	0	0
Undervotes	584		6	385	193
Contest Totals	2,001		13	1,399	589

Proposition A – City of Celina

Vote For 1

	TOTAL	VOTE %	Ballots By Mail	Early Voting	Election Day
For	1,179	61.95%	6	830	343
Against	724	38.05%	6	504	214
Total Votes Cast	1,903	100.00%	12	1,334	557
Overvotes	0		0	0	0
Undervotes	98		1	65	32
Contest Totals	2,001		13	1,399	589

Proposition B – City of Celina

Vote For 1

	TOTAL	VOTE %	Ballots By Mail	Early Voting	Election Day
For	1,537	80.34%	10	1,059	468
Against	376	19.66%	2	282	92
Total Votes Cast	1,913	100.00%	12	1,341	560
Overvotes	0		0	0	0
Undervotes	88		1	58	29
Contest Totals	2,001		13	1,399	589

Proposition C – City of Celina

Vote For 1

	TOTAL	VOTE %	Ballots By Mail	Early Voting	Election Day
For	1,265	68.19%	6	904	355
Against	590	31.81%	6	390	194
Total Votes Cast	1,855	100.00%	12	1,294	549
Overvotes	0		0	0	0
Undervotes	146		1	105	40
Contest Totals	2,001		13	1,399	589

Proposition D – City of Celina

Vote For 1

	TOTAL	VOTE %	Ballots By Mail	Early Voting	Election Day
For	1,077	60.27%	4	751	322
Against	710	39.73%	7	495	208
Total Votes Cast	1,787	100.00%	11	1,246	530
Overvotes	0		0	0	0
Undervotes	214		2	153	59
Contest Totals	2,001		13	1,399	589

Summary Results Report
 Joint General and Special Elections
 May 3, 2025

UNOFFICIAL RESULTS
 59 of 59 Vote Centers Reporting
 Collin County

Proposition E – City of Celina

Vote For 1

	TOTAL	VOTE %		Ballots By Mail	Early Voting	Election Day
For	1,430	81.85%		8	1,007	415
Against	317	18.15%		3	226	88
Total Votes Cast	1,747	100.00%		11	1,233	503
Overvotes	0			0	0	0
Undervotes	254			2	166	86
Contest Totals	2,001			13	1,399	589

Proposition F – City of Celina

Vote For 1

	TOTAL	VOTE %		Ballots By Mail	Early Voting	Election Day
For	1,551	83.25%		10	1,074	467
Against	312	16.75%		2	234	76
Total Votes Cast	1,863	100.00%		12	1,308	543
Overvotes	0			0	0	0
Undervotes	138			1	91	46
Contest Totals	2,001			13	1,399	589

Proposition G – City of Celina

Vote For 1

	TOTAL	VOTE %		Ballots By Mail	Early Voting	Election Day
For	1,783	95.55%		12	1,243	528
Against	83	4.45%		1	62	20
Total Votes Cast	1,866	100.00%		13	1,305	548
Overvotes	0			0	0	0
Undervotes	135			0	94	41
Contest Totals	2,001			13	1,399	589

Proposition H – City of Celina

Vote For 1

	TOTAL	VOTE %		Ballots By Mail	Early Voting	Election Day
For	1,647	90.84%		11	1,149	487
Against	166	9.16%		1	120	45
Total Votes Cast	1,813	100.00%		12	1,269	532
Overvotes	0			0	0	0
Undervotes	188			1	130	57
Contest Totals	2,001			13	1,399	589

Summary Results Report
 Joint General and Special Elections
 May 3, 2025

UNOFFICIAL RESULTS
 59 of 59 Vote Centers Reporting
 Collin County

Proposition I – City of Celina

Vote For 1

	TOTAL	VOTE %		Ballots By Mail	Early Voting	Election Day
For	1,654	91.63%		9	1,176	469
Against	151	8.37%		3	98	50
Total Votes Cast	1,805	100.00%		12	1,274	519
Overvotes	0			0	0	0
Undervotes	196			1	125	70
Contest Totals	2,001			13	1,399	589

Proposition J – City of Celina

Vote For 1

	TOTAL	VOTE %		Ballots By Mail	Early Voting	Election Day
For	1,742	94.62%		12	1,217	513
Against	99	5.38%		0	75	24
Total Votes Cast	1,841	100.00%		12	1,292	537
Overvotes	0			0	0	0
Undervotes	160			1	107	52
Contest Totals	2,001			13	1,399	589

Member of Council, Place 12 – City of Dallas

Vote For 1

	TOTAL	VOTE %		Ballots By Mail	Early Voting	Election Day
Cara Mendelsohn	2,245	65.11%		163	1,581	501
Marc Rossouw	1,024	29.70%		20	601	403
Jose Cavazos	179	5.19%		1	68	110
Total Votes Cast	3,448	100.00%		184	2,250	1,014
Overvotes	0			0	0	0
Undervotes	35			2	19	14
Contest Totals	3,483			186	2,269	1,028

City Council, Place 2 – City of Frisco

Vote For 1

	TOTAL	VOTE %		Ballots By Mail	Early Voting	Election Day
Burt Thakur	3,583	37.33%		19	2,346	1,218
Sai Krishnarajanagar	2,291	23.87%		4	1,460	827
Tammy Meinershagen	3,725	38.81%		42	2,456	1,227
Total Votes Cast	9,599	100.00%		65	6,262	3,272
Overvotes	0			0	0	0
Undervotes	669			6	386	277
Contest Totals	10,268			71	6,648	3,549

Summary Results Report
 Joint General and Special Elections
 May 3, 2025

UNOFFICIAL RESULTS
 59 of 59 Vote Centers Reporting
 Collin County

City Council, Place 4 – City of Frisco

Vote For 1

	TOTAL	VOTE %		Ballots By Mail	Early Voting	Election Day
Josh Meek	1,522	15.39%		20	1,000	502
Jared Elad	3,106	31.42%		12	2,126	968
Jerry Spencer	573	5.80%		9	354	210
Gopal Ponangi	2,975	30.09%		10	1,911	1,054
Sangita Datta	1,711	17.31%		15	1,033	663
Total Votes Cast	9,887	100.00%		66	6,424	3,397
Overvotes	0			0	0	0
Undervotes	381			5	224	152
Contest Totals	10,268			71	6,648	3,549

Proposition A – City of Frisco

Vote For 1

	TOTAL	VOTE %		Ballots By Mail	Early Voting	Election Day
For	3,992	40.01%		37	2,564	1,391
Against	5,985	59.99%		34	3,899	2,052
Total Votes Cast	9,977	100.00%		71	6,463	3,443
Overvotes	0			0	0	0
Undervotes	291			0	185	106
Contest Totals	10,268			71	6,648	3,549

Proposition B – City of Frisco

Vote For 1

	TOTAL	VOTE %		Ballots By Mail	Early Voting	Election Day
For	3,457	34.67%		32	2,225	1,200
Against	6,515	65.33%		39	4,233	2,243
Total Votes Cast	9,972	100.00%		71	6,458	3,443
Overvotes	0			0	0	0
Undervotes	296			0	190	106
Contest Totals	10,268			71	6,648	3,549

Proposition C – City of Frisco

Vote For 1

	TOTAL	VOTE %		Ballots By Mail	Early Voting	Election Day
For	7,255	74.13%		58	4,677	2,520
Against	2,532	25.87%		9	1,665	858
Total Votes Cast	9,787	100.00%		67	6,342	3,378
Overvotes	0			0	0	0
Undervotes	481			4	306	171
Contest Totals	10,268			71	6,648	3,549

Collin County Seal
 Watermark Seal for Collin County.
 Collin County Government

Summary Results Report
 Joint General and Special Elections
 May 3, 2025

UNOFFICIAL RESULTS
 59 of 59 Vote Centers Reporting
 Collin County

Proposition D – City of Frisco

Vote For 1

	TOTAL	VOTE %		Ballots By Mail	Early Voting	Election Day
For	3,300	34.14%		40	2,169	1,091
Against	6,366	65.86%		28	4,112	2,226
Total Votes Cast	9,666	100.00%		68	6,281	3,317
Overvotes	0			0	0	0
Undervotes	602			3	367	232
Contest Totals	10,268			71	6,648	3,549

Proposition E – City of Frisco

Vote For 1

	TOTAL	VOTE %		Ballots By Mail	Early Voting	Election Day
For	5,044	52.81%		54	3,310	1,680
Against	4,507	47.19%		14	2,906	1,587
Total Votes Cast	9,551	100.00%		68	6,216	3,267
Overvotes	0			0	0	0
Undervotes	717			3	432	282
Contest Totals	10,268			71	6,648	3,549

Proposition F – City of Frisco

Vote For 1

	TOTAL	VOTE %		Ballots By Mail	Early Voting	Election Day
For	4,863	51.07%		34	3,222	1,607
Against	4,659	48.93%		33	2,974	1,652
Total Votes Cast	9,522	100.00%		67	6,196	3,259
Overvotes	0			0	0	0
Undervotes	746			4	452	290
Contest Totals	10,268			71	6,648	3,549

Proposition G – City of Frisco

Vote For 1

	TOTAL	VOTE %		Ballots By Mail	Early Voting	Election Day
For	6,474	69.16%		58	4,282	2,134
Against	2,887	30.84%		9	1,812	1,066
Total Votes Cast	9,361	100.00%		67	6,094	3,200
Overvotes	0			0	0	0
Undervotes	907			4	554	349
Contest Totals	10,268			71	6,648	3,549

Summary Results Report
 Joint General and Special Elections
 May 3, 2025

UNOFFICIAL RESULTS
 59 of 59 Vote Centers Reporting
 Collin County

Proposition H – City of Frisco

Vote For 1

	TOTAL	VOTE %		Ballots By Mail	Early Voting	Election Day
For	6,587	71.09%		57	4,326	2,204
Against	2,679	28.91%		10	1,710	959
Total Votes Cast	9,266	100.00%		67	6,036	3,163
Overvotes	0			0	0	0
Undervotes	1,002			4	612	386
Contest Totals	10,268			71	6,648	3,549

Proposition I – City of Frisco

Vote For 1

	TOTAL	VOTE %		Ballots By Mail	Early Voting	Election Day
For	4,567	50.45%		39	3,039	1,489
Against	4,485	49.55%		26	2,877	1,582
Total Votes Cast	9,052	100.00%		65	5,916	3,071
Overvotes	0			0	0	0
Undervotes	1,216			6	732	478
Contest Totals	10,268			71	6,648	3,549

Proposition J – City of Frisco

Vote For 1

	TOTAL	VOTE %		Ballots By Mail	Early Voting	Election Day
For	4,517	49.05%		36	2,988	1,493
Against	4,692	50.95%		31	3,024	1,637
Total Votes Cast	9,209	100.00%		67	6,012	3,130
Overvotes	0			0	0	0
Undervotes	1,059			4	636	419
Contest Totals	10,268			71	6,648	3,549

Proposition K – City of Frisco

Vote For 1

	TOTAL	VOTE %		Ballots By Mail	Early Voting	Election Day
For	6,219	68.00%		54	4,059	2,106
Against	2,927	32.00%		12	1,897	1,018
Total Votes Cast	9,146	100.00%		66	5,956	3,124
Overvotes	0			0	0	0
Undervotes	1,122			5	692	425
Contest Totals	10,268			71	6,648	3,549

Summary Results Report
 Joint General and Special Elections
 May 3, 2025

UNOFFICIAL RESULTS
 59 of 59 Vote Centers Reporting
 Collin County

Proposition L - City of Frisco

Vote For 1

	TOTAL	VOTE %		Ballots By Mail	Early Voting	Election Day
For	5,384	57.72%		40	3,565	1,779
Against	3,944	42.28%		26	2,507	1,411
Total Votes Cast	9,328	100.00%		66	6,072	3,190
Overvotes	0			0	0	0
Undervotes	940			5	576	359
Contest Totals	10,268			71	6,648	3,549

Proposition M - City of Frisco

Vote For 1

	TOTAL	VOTE %		Ballots By Mail	Early Voting	Election Day
For	7,124	76.24%		56	4,637	2,431
Against	2,220	23.76%		11	1,437	772
Total Votes Cast	9,344	100.00%		67	6,074	3,203
Overvotes	0			0	0	0
Undervotes	924			4	574	346
Contest Totals	10,268			71	6,648	3,549

Proposition N - City of Frisco

Vote For 1

	TOTAL	VOTE %		Ballots By Mail	Early Voting	Election Day
For	6,647	71.97%		59	4,346	2,242
Against	2,589	28.03%		8	1,665	916
Total Votes Cast	9,236	100.00%		67	6,011	3,158
Overvotes	0			0	0	0
Undervotes	1,032			4	637	391
Contest Totals	10,268			71	6,648	3,549

Mayor - City of Garland

Vote For 1

	TOTAL	VOTE %		Ballots By Mail	Early Voting	Election Day
Roel G. Garcia	1	4.76%		0	1	0
P C Mathew	5	23.81%		0	0	5
Dylan Hedrick	8	38.10%		0	6	2
Shibu Samuel	0	0.00%		0	0	0
Koni Ramos-Kaiwi	2	9.52%		0	0	2
Deborah S. Morris	5	23.81%		0	5	0
Total Votes Cast	21	100.00%		0	12	9
Overvotes	0			0	0	0
Undervotes	1			0	1	0
Contest Totals	22			0	13	9

Summary Results Report
 Joint General and Special Elections
 May 3, 2025

UNOFFICIAL RESULTS
 59 of 59 Vote Centers Reporting
 Collin County

Proposition A – City of Garland

Vote For 1

	TOTAL	VOTE %	Ballots By Mail	Early Voting	Election Day
For	21	95.45%	0	12	9
Against	1	4.55%	0	1	0
Total Votes Cast	22	100.00%	0	13	9
Overvotes	0		0	0	0
Undervotes	0		0	0	0
Contest Totals	22		0	13	9

Proposition B – City of Garland

Vote For 1

	TOTAL	VOTE %	Ballots By Mail	Early Voting	Election Day
For	19	86.36%	0	10	9
Against	3	13.64%	0	3	0
Total Votes Cast	22	100.00%	0	13	9
Overvotes	0		0	0	0
Undervotes	0		0	0	0
Contest Totals	22		0	13	9

Proposition C – City of Garland

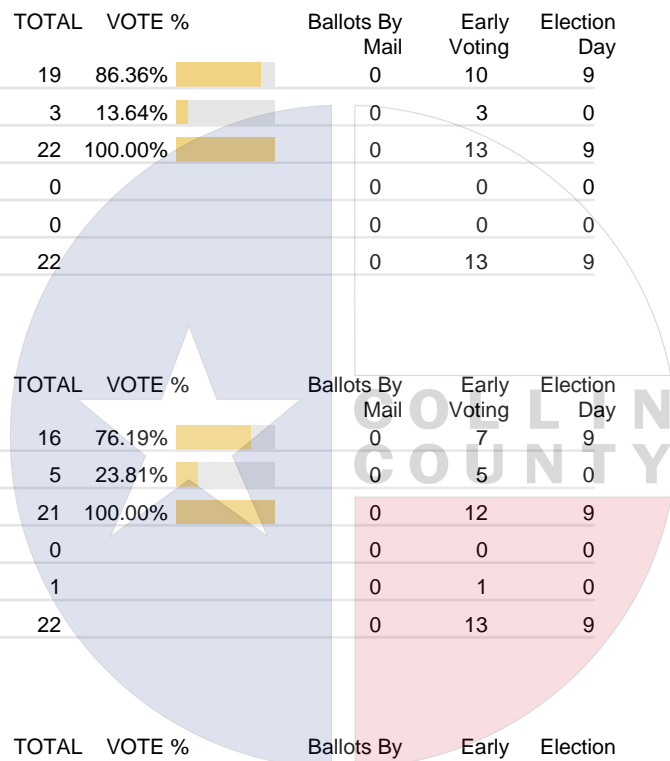
Vote For 1

	TOTAL	VOTE %	Ballots By Mail	Early Voting	Election Day
For	16	76.19%	0	7	9
Against	5	23.81%	0	5	0
Total Votes Cast	21	100.00%	0	12	9
Overvotes	0		0	0	0
Undervotes	1		0	1	0
Contest Totals	22		0	13	9

Proposition D – City of Garland

Vote For 1

	TOTAL	VOTE %	Ballots By Mail	Early Voting	Election Day
For	17	77.27%	0	8	9
Against	5	22.73%	0	5	0
Total Votes Cast	22	100.00%	0	13	9
Overvotes	0		0	0	0
Undervotes	0		0	0	0
Contest Totals	22		0	13	9



Summary Results Report
 Joint General and Special Elections
 May 3, 2025

UNOFFICIAL RESULTS
 59 of 59 Vote Centers Reporting
 Collin County

Proposition A – City of Lavon

Vote For 1

	TOTAL	VOTE %		Ballots By Mail	Early Voting	Election Day
For	187	77.92%		0	91	96
Against	53	22.08%		0	24	29
Total Votes Cast	240	100.00%		0	115	125
Overvotes	0			0	0	0
Undervotes	4			0	3	1
Contest Totals	244			0	118	126

Mayor – City of McKinney

Vote For 1

	TOTAL	VOTE %		Ballots By Mail	Early Voting	Election Day
Matt “Doc” Rostami	1,106	5.78%		16	693	397
Taylor Willingham	1,267	6.62%		22	824	421
Bill Cox	8,953	46.79%		119	6,132	2,702
Scott Sanford	7,810	40.81%		141	5,288	2,381
Total Votes Cast	19,136	100.00%		298	12,937	5,901
Overvotes	0			0	0	0
Undervotes	203			2	131	70
Contest Totals	19,339			300	13,068	5,971

Council Member, At-Large No. 1 – City of McKinney

Vote For 1

	TOTAL	VOTE %		Ballots By Mail	Early Voting	Election Day
Brian J. Magnuson	3,256	19.01%		38	2,253	965
Derrick Tarver	3,068	17.91%		28	1,947	1,093
Ernest Lynch	5,025	29.34%		92	3,617	1,316
Taha Ansari	2,358	13.77%		40	1,493	825
Jim Garrison	3,422	19.98%		78	2,342	1,002
Total Votes Cast	17,129	100.00%		276	11,652	5,201
Overvotes	2			2	0	0
Undervotes	2,208			22	1,416	770
Contest Totals	19,339			300	13,068	5,971

Council Member, District No. 1, McKinney – City of McKinney

Vote For 1

	TOTAL	VOTE %		Ballots By Mail	Early Voting	Election Day
Justin Beller	1,707	100.00%		41	1,109	557
Total Votes Cast	1,707	100.00%		41	1,109	557
Overvotes	0			0	0	0
Undervotes	1,008			10	624	374
Contest Totals	2,715			51	1,733	931

Summary Results Report
 Joint General and Special Elections
 May 3, 2025

UNOFFICIAL RESULTS
 59 of 59 Vote Centers Reporting
 Collin County

Council Member, District No. 3, McKinney – City of McKinney

Vote For 1

	TOTAL	VOTE %	Ballots By Mail	Early Voting	Election Day
Gere Feltus	3,859	53.52%	58	2,722	1,079
Tammy Warren	3,351	46.48%	49	2,295	1,007
Total Votes Cast	7,210	100.00%	107	5,017	2,086
Overvotes	0		0	0	0
Undervotes	392		6	255	131
Contest Totals	7,602		113	5,272	2,217

Mayor – City of Melissa

Vote For 1

	TOTAL	VOTE %	Ballots By Mail	Early Voting	Election Day
Rajae Kennedy	230	12.55%	0	139	91
Jay Northcut	1,602	87.45%	3	1,022	577
Total Votes Cast	1,832	100.00%	3	1,161	668
Overvotes	0		0	0	0
Undervotes	108		3	66	39
Contest Totals	1,940		6	1,227	707

Council Member, Place 1 – City of Murphy

Vote For 1

	TOTAL	VOTE %	Ballots By Mail	Early Voting	Election Day
Elizabeth Abraham	2,068	68.61%	3	1,300	765
Nadeem A. Khan	946	31.39%	3	556	387
Total Votes Cast	3,014	100.00%	6	1,856	1,152
Overvotes	0		0	0	0
Undervotes	41		0	27	14
Contest Totals	3,055		6	1,883	1,166

Council Member, Place 2 – City of Murphy

Vote For 1

	TOTAL	VOTE %	Ballots By Mail	Early Voting	Election Day
W. Scott Smith	1,875	100.00%	3	1,167	705
Total Votes Cast	1,875	100.00%	3	1,167	705
Overvotes	0		0	0	0
Undervotes	1,180		3	716	461
Contest Totals	3,055		6	1,883	1,166

Council Member, Place 4 – City of Murphy

Vote For 1

	TOTAL	VOTE %	Ballots By Mail	Early Voting	Election Day
Ken Oltmann	1,940	76.41%	4	1,245	691
Chris Stout	599	23.59%	2	346	251
Total Votes Cast	2,539	100.00%	6	1,591	942
Overvotes	0		0	0	0
Undervotes	516		0	292	224
Contest Totals	3,055		6	1,883	1,166

Summary Results Report
 Joint General and Special Elections
 May 3, 2025

UNOFFICIAL RESULTS
 59 of 59 Vote Centers Reporting
 Collin County

Council Member, Place 6 – City of Murphy

Vote For 1

	TOTAL	VOTE %	Ballots By Mail	Early Voting	Election Day
Qasim Rasul	636	21.39%	2	339	295
Jene Butler	2,338	78.61%	4	1,497	837
Total Votes Cast	2,974	100.00%	6	1,836	1,132
Overvotes	0		0	0	0
Undervotes	81		0	47	34
Contest Totals	3,055		6	1,883	1,166

Councilmember At-Large – City of Parker

Vote For 3

	TOTAL	VOTE %	Ballots By Mail	Early Voting	Election Day
Colleen Halbert	375	18.83%	5	227	143
Darrel Sharpe	401	20.14%	4	247	150
Joe Cordina	239	12.00%	0	132	107
Amanda Noe	330	16.57%	1	194	135
Todd Fecht	240	12.05%	0	124	116
Roxanne Bogdan	406	20.39%	3	245	158
Total Votes Cast	1,991	100.00%	13	1,169	809
Overvotes	0		0	0	0
Undervotes	208		2	97	109
Contest Totals	2,199		15	1,266	918

Councilmember, Place No. 2, District No. 2 – City of Plano

Vote For 1

	TOTAL	VOTE %	Ballots By Mail	Early Voting	Election Day
Bob Kehr	10,748	55.68%	131	6,918	3,699
Carson K. Underwood	4,043	20.95%	70	2,880	1,093
Douglas Reeves	4,511	23.37%	48	3,099	1,364
Total Votes Cast	19,302	100.00%	249	12,897	6,156
Overvotes	0		0	0	0
Undervotes	1,279		19	741	519
Contest Totals	20,581		268	13,638	6,675

Councilmember, Place No. 4, District No. 4 – City of Plano

Vote For 1

	TOTAL	VOTE %	Ballots By Mail	Early Voting	Election Day
Cody Weaver	8,645	45.04%	115	6,125	2,405
Christene "Chris" Krupa Downs	10,547	54.96%	134	6,696	3,717
Total Votes Cast	19,192	100.00%	249	12,821	6,122
Overvotes	0		0	0	0
Undervotes	1,389		19	817	553
Contest Totals	20,581		268	13,638	6,675

Summary Results Report
 Joint General and Special Elections
 May 3, 2025

UNOFFICIAL RESULTS
 59 of 59 Vote Centers Reporting
 Collin County

Councilmember, Place No. 6, Mayor – City of Plano

Vote For 1

	TOTAL	VOTE %		Ballots By Mail	Early Voting	Election Day
John Muns	14,603	100.00%		187	9,678	4,738
Total Votes Cast	14,603	100.00%		187	9,678	4,738
Overvotes	0			0	0	0
Undervotes	5,978			81	3,960	1,937
Contest Totals	20,581			268	13,638	6,675

Councilmember, Place No. 8 – City of Plano

Vote For 1

	TOTAL	VOTE %		Ballots By Mail	Early Voting	Election Day
Vidal Quintanilla	10,177	53.90%		104	6,364	3,709
Hayden Padgett	8,705	46.10%		142	6,262	2,301
Total Votes Cast	18,882	100.00%		246	12,626	6,010
Overvotes	0			0	0	0
Undervotes	1,699			22	1,012	665
Contest Totals	20,581			268	13,638	6,675

Councilmember, Place No. 5, Unexpired Term – City of Plano

Vote For 1

	TOTAL	VOTE %		Ballots By Mail	Early Voting	Election Day
Gary Cary	8,007	42.30%		106	5,734	2,167
Steve Lavine	10,922	57.70%		141	6,934	3,847
Total Votes Cast	18,929	100.00%		247	12,668	6,014
Overvotes	0			0	0	0
Undervotes	1,652			21	970	661
Contest Totals	20,581			268	13,638	6,675

Proposition A – City of Plano

Vote For 1

	TOTAL	VOTE %		Ballots By Mail	Early Voting	Election Day
For	14,342	71.99%		211	9,603	4,528
Against	5,581	28.01%		52	3,666	1,863
Total Votes Cast	19,923	100.00%		263	13,269	6,391
Overvotes	0			0	0	0
Undervotes	658			5	369	284
Contest Totals	20,581			268	13,638	6,675

Proposition B – City of Plano

Vote For 1

	TOTAL	VOTE %		Ballots By Mail	Early Voting	Election Day
For	11,884	59.76%		213	8,180	3,491
Against	8,001	40.24%		48	5,063	2,890
Total Votes Cast	19,885	100.00%		261	13,243	6,381
Overvotes	0			0	0	0
Undervotes	696			7	395	294
Contest Totals	20,581			268	13,638	6,675

Summary Results Report
 Joint General and Special Elections
 May 3, 2025

UNOFFICIAL RESULTS
 59 of 59 Vote Centers Reporting
 Collin County

Proposition C – City of Plano

Vote For 1

	TOTAL	VOTE %		Ballots By Mail	Early Voting	Election Day
For	12,123	61.60%		205	8,299	3,619
Against	7,557	38.40%		55	4,813	2,689
Total Votes Cast	19,680	100.00%		260	13,112	6,308
Overvotes	0			0	0	0
Undervotes	901			8	526	367
Contest Totals	20,581			268	13,638	6,675

Proposition D – City of Plano

Vote For 1

	TOTAL	VOTE %		Ballots By Mail	Early Voting	Election Day
For	12,752	65.30%		189	8,515	4,048
Against	6,775	34.70%		70	4,489	2,216
Total Votes Cast	19,527	100.00%		259	13,004	6,264
Overvotes	0			0	0	0
Undervotes	1,054			9	634	411
Contest Totals	20,581			268	13,638	6,675

Proposition E – City of Plano

Vote For 1

	TOTAL	VOTE %		Ballots By Mail	Early Voting	Election Day
For	10,714	55.72%		173	7,348	3,193
Against	8,516	44.28%		86	5,507	2,923
Total Votes Cast	19,230	100.00%		259	12,855	6,116
Overvotes	0			0	0	0
Undervotes	1,351			9	783	559
Contest Totals	20,581			268	13,638	6,675

Proposition F – City of Plano

Vote For 1

	TOTAL	VOTE %		Ballots By Mail	Early Voting	Election Day
For	13,061	66.66%		176	8,562	4,323
Against	6,533	33.34%		86	4,474	1,973
Total Votes Cast	19,594	100.00%		262	13,036	6,296
Overvotes	0			0	0	0
Undervotes	987			6	602	379
Contest Totals	20,581			268	13,638	6,675

Summary Results Report
 Joint General and Special Elections
 May 3, 2025

UNOFFICIAL RESULTS
 59 of 59 Vote Centers Reporting
 Collin County

Proposition G – City of Plano

Vote For 1

	TOTAL	VOTE %		Ballots By Mail	Early Voting	Election Day
For	14,053	71.69%		184	9,194	4,675
Against	5,550	28.31%		73	3,850	1,627
Total Votes Cast	19,603	100.00%		257	13,044	6,302
Overvotes	0			0	0	0
Undervotes	978			11	594	373
Contest Totals	20,581			268	13,638	6,675

Council Member, Place 1 – City of Richardson

Vote For 1

	TOTAL	VOTE %		Ballots By Mail	Early Voting	Election Day
Curtis Dorian	1,875	100.00%		9	1,113	753
Total Votes Cast	1,875	100.00%		9	1,113	753
Overvotes	0			0	0	0
Undervotes	1,555			10	836	709
Contest Totals	3,430			19	1,949	1,462

Council Member, Place 2 – City of Richardson

Vote For 1

	TOTAL	VOTE %		Ballots By Mail	Early Voting	Election Day
Jennifer Justice	1,996	100.00%		11	1,205	780
Total Votes Cast	1,996	100.00%		11	1,205	780
Overvotes	0			0	0	0
Undervotes	1,434			8	744	682
Contest Totals	3,430			19	1,949	1,462

Council Member, Place 3 – City of Richardson

Vote For 1

	TOTAL	VOTE %		Ballots By Mail	Early Voting	Election Day
Dan Barrios	1,926	100.00%		9	1,141	776
Total Votes Cast	1,926	100.00%		9	1,141	776
Overvotes	0			0	0	0
Undervotes	1,504			10	808	686
Contest Totals	3,430			19	1,949	1,462

Council Member, Place 4 – City of Richardson

Vote For 1

	TOTAL	VOTE %		Ballots By Mail	Early Voting	Election Day
Joe Corcoran	1,930	100.00%		9	1,155	766
Total Votes Cast	1,930	100.00%		9	1,155	766
Overvotes	0			0	0	0
Undervotes	1,500			10	794	696
Contest Totals	3,430			19	1,949	1,462

Summary Results Report
 Joint General and Special Elections
 May 3, 2025

UNOFFICIAL RESULTS
 59 of 59 Vote Centers Reporting
 Collin County

Council Member, Place 5 – City of Richardson

Vote For 1

	TOTAL	VOTE %	Ballots By Mail	Early Voting	Election Day
Ken Hutchenrider	1,859	100.00%	7	1,127	725
Total Votes Cast	1,859	100.00%	7	1,127	725
Overvotes	0		0	0	0
Undervotes	1,571		12	822	737
Contest Totals	3,430		19	1,949	1,462

Council Member, Place 6 – City of Richardson

Vote For 1

	TOTAL	VOTE %	Ballots By Mail	Early Voting	Election Day
Arefin Shamsul	1,870	61.98%	10	1,039	821
Lisa Marie Kupfer	1,147	38.02%	8	684	455
Total Votes Cast	3,017	100.00%	18	1,723	1,276
Overvotes	0		0	0	0
Undervotes	413		1	226	186
Contest Totals	3,430		19	1,949	1,462

Mayor, Place 7 – City of Richardson

Vote For 1

	TOTAL	VOTE %	Ballots By Mail	Early Voting	Election Day
Alan C. North	133	3.89%	1	63	69
Amir Omar	1,835	53.72%	7	994	834
Bob Dubey	1,448	42.39%	11	886	551
Total Votes Cast	3,416	100.00%	19	1,943	1,454
Overvotes	0		0	0	0
Undervotes	14		0	6	8
Contest Totals	3,430		19	1,949	1,462

Mayor – City of Sachse

Vote For 1

	TOTAL	VOTE %	Ballots By Mail	Early Voting	Election Day
Jeff Bickerstaff	514	65.73%	1	336	177
Matthew D. Holboke	268	34.27%	2	155	111
Total Votes Cast	782	100.00%	3	491	288
Overvotes	0		0	0	0
Undervotes	96		1	54	41
Contest Totals	878		4	545	329

Summary Results Report
 Joint General and Special Elections
 May 3, 2025

UNOFFICIAL RESULTS
 59 of 59 Vote Centers Reporting
 Collin County

Council Member, Place 5 – City of Sachse

Vote For 1

	TOTAL	VOTE %		Ballots By Mail	Early Voting	Election Day
Lindsay Buhler	539	63.56%		1	354	184
Rafay Sheikh	309	36.44%		2	179	128
Total Votes Cast	848	100.00%		3	533	312
Overvotes	0			0	0	0
Undervotes	30			1	12	17
Contest Totals	878			4	545	329

Council Member, Place 6 – City of Sachse

Vote For 1

	TOTAL	VOTE %		Ballots By Mail	Early Voting	Election Day
Matt Prestenberg	508	59.91%		1	340	167
Gurvinder Singh	340	40.09%		2	190	148
Total Votes Cast	848	100.00%		3	530	315
Overvotes	0			0	0	0
Undervotes	30			1	15	14
Contest Totals	878			4	545	329

Proposition A – City of Sachse

Vote For 1

	TOTAL	VOTE %		Ballots By Mail	Early Voting	Election Day
For	622	79.95%		2	394	226
Against	156	20.05%		2	97	57
Total Votes Cast	778	100.00%		4	491	283
Overvotes	0			0	0	0
Undervotes	100			0	54	46
Contest Totals	878			4	545	329

City Council, Place 1 – Town of St. Paul

Vote For 1

	TOTAL	VOTE %		Ballots By Mail	Early Voting	Election Day
Larry Nail	57	57.58%		1	48	8
Jason Sobotka	42	42.42%		0	26	16
Total Votes Cast	99	100.00%		1	74	24
Overvotes	0			0	0	0
Undervotes	3			0	2	1
Contest Totals	102			1	76	25

Summary Results Report
 Joint General and Special Elections
 May 3, 2025

UNOFFICIAL RESULTS
 59 of 59 Vote Centers Reporting
 Collin County

City Council, Place 2 – Town of St. Paul

Vote For 1

	TOTAL	VOTE %	Ballots By Mail	Early Voting	Election Day
David S. Dryden	86	86.00%	1	66	19
David Thomas Gensler	14	14.00%	0	8	6
Total Votes Cast	100	100.00%	1	74	25
Overvotes	0		0	0	0
Undervotes	2		0	2	0
Contest Totals	102		1	76	25

City Council, Place 4 – Town of St. Paul

Vote For 1

	TOTAL	VOTE %	Ballots By Mail	Early Voting	Election Day
JT Trevino	71	100.00%	0	55	16
Total Votes Cast	71	100.00%	0	55	16
Overvotes	0		0	0	0
Undervotes	31		1	21	9
Contest Totals	102		1	76	25

Proposition A – Town of Weston

Vote For 1

	TOTAL	VOTE %	Ballots By Mail	Early Voting	Election Day
For	34	77.27%	0	18	16
Against	10	22.73%	0	3	7
Total Votes Cast	44	100.00%	0	21	23
Overvotes	0		0	0	0
Undervotes	1		0	1	0
Contest Totals	45		0	22	23

Council Member, Place 1 – City of Wylie

Vote For 1

	TOTAL	VOTE %	Ballots By Mail	Early Voting	Election Day
David R. Duke	1,425	100.00%	11	938	476
Total Votes Cast	1,425	100.00%	11	938	476
Overvotes	0		0	0	0
Undervotes	1,063		6	618	439
Contest Totals	2,488		17	1,556	915

Council Member, Place 3 – City of Wylie

Vote For 1

	TOTAL	VOTE %	Ballots By Mail	Early Voting	Election Day
Hamza Fraz	895	36.86%	5	480	410
Todd J. Pickens	1,533	63.14%	11	1,038	484
Total Votes Cast	2,428	100.00%	16	1,518	894
Overvotes	0		0	0	0
Undervotes	60		1	38	21
Contest Totals	2,488		17	1,556	915

Summary Results Report
 Joint General and Special Elections
 May 3, 2025

UNOFFICIAL RESULTS
 59 of 59 Vote Centers Reporting
 Collin County

Proposition A – City of Wylie

Vote For 1

	TOTAL	VOTE %		Ballots By Mail	Early Voting	Election Day
FOR THE MEASURE	953	42.53%		10	618	325
AGAINST THE MEASURE	1,288	57.47%		7	788	493
Total Votes Cast	2,241	100.00%		17	1,406	818
Overvotes	0			0	0	0
Undervotes	247			0	150	97
Contest Totals	2,488			17	1,556	915

Proposition B – City of Wylie

Vote For 1

	TOTAL	VOTE %		Ballots By Mail	Early Voting	Election Day
FOR THE MEASURE	1,698	78.65%		10	1,062	626
AGAINST THE MEASURE	461	21.35%		5	279	177
Total Votes Cast	2,159	100.00%		15	1,341	803
Overvotes	0			0	0	0
Undervotes	329			2	215	112
Contest Totals	2,488			17	1,556	915

Proposition C – City of Wylie

Vote For 1

	TOTAL	VOTE %		Ballots By Mail	Early Voting	Election Day
FOR THE MEASURE	1,886	84.31%		15	1,230	641
AGAINST THE MEASURE	351	15.69%		2	169	180
Total Votes Cast	2,237	100.00%		17	1,399	821
Overvotes	0			0	0	0
Undervotes	251			0	157	94
Contest Totals	2,488			17	1,556	915

Proposition D – City of Wylie

Vote For 1

	TOTAL	VOTE %		Ballots By Mail	Early Voting	Election Day
FOR THE MEASURE	1,950	89.24%		16	1,229	705
AGAINST THE MEASURE	235	10.76%		1	134	100
Total Votes Cast	2,185	100.00%		17	1,363	805
Overvotes	0			0	0	0
Undervotes	303			0	193	110
Contest Totals	2,488			17	1,556	915

Summary Results Report
 Joint General and Special Elections
 May 3, 2025

UNOFFICIAL RESULTS
 59 of 59 Vote Centers Reporting
 Collin County

Proposition E – City of Wylie

Vote For 1

	TOTAL	VOTE %		Ballots By Mail	Early Voting	Election Day
FOR THE MEASURE	1,121	51.99%		8	750	363
AGAINST THE MEASURE	1,035	48.01%		9	594	432
Total Votes Cast	2,156	100.00%		17	1,344	795
Overvotes	0			0	0	0
Undervotes	332			0	212	120
Contest Totals	2,488			17	1,556	915

Proposition F – City of Wylie

Vote For 1

	TOTAL	VOTE %		Ballots By Mail	Early Voting	Election Day
FOR THE MEASURE	1,454	66.82%		12	960	482
AGAINST THE MEASURE	722	33.18%		5	394	323
Total Votes Cast	2,176	100.00%		17	1,354	805
Overvotes	0			0	0	0
Undervotes	312			0	202	110
Contest Totals	2,488			17	1,556	915

Proposition G – City of Wylie

Vote For 1

	TOTAL	VOTE %		Ballots By Mail	Early Voting	Election Day
FOR THE MEASURE	790	36.41%		8	527	255
AGAINST THE MEASURE	1,380	63.59%		9	825	546
Total Votes Cast	2,170	100.00%		17	1,352	801
Overvotes	0			0	0	0
Undervotes	318			0	204	114
Contest Totals	2,488			17	1,556	915

Proposition H – City of Wylie

Vote For 1

	TOTAL	VOTE %		Ballots By Mail	Early Voting	Election Day
FOR THE MEASURE	630	29.21%		7	414	209
AGAINST THE MEASURE	1,527	70.79%		10	932	585
Total Votes Cast	2,157	100.00%		17	1,346	794
Overvotes	0			0	0	0
Undervotes	331			0	210	121
Contest Totals	2,488			17	1,556	915

Summary Results Report
 Joint General and Special Elections
 May 3, 2025

UNOFFICIAL RESULTS
 59 of 59 Vote Centers Reporting
 Collin County

Proposition I – City of Wylie

Vote For 1

	TOTAL	VOTE %		Ballots By Mail	Early Voting	Election Day
FOR THE MEASURE	1,290	62.77%		7	806	477
AGAINST THE MEASURE	765	37.23%		10	464	291
Total Votes Cast	2,055	100.00%		17	1,270	768
Overvotes	0			0	0	0
Undervotes	433			0	286	147
Contest Totals	2,488			17	1,556	915

Proposition J – City of Wylie

Vote For 1

	TOTAL	VOTE %		Ballots By Mail	Early Voting	Election Day
FOR THE MEASURE	1,840	84.21%		12	1,210	618
AGAINST THE MEASURE	345	15.79%		5	160	180
Total Votes Cast	2,185	100.00%		17	1,370	798
Overvotes	0			0	0	0
Undervotes	303			0	186	117
Contest Totals	2,488			17	1,556	915

Proposition K – City of Wylie

Vote For 1

	TOTAL	VOTE %		Ballots By Mail	Early Voting	Election Day
FOR THE MEASURE	1,148	53.85%		9	734	405
AGAINST THE MEASURE	984	46.15%		8	591	385
Total Votes Cast	2,132	100.00%		17	1,325	790
Overvotes	0			0	0	0
Undervotes	356			0	231	125
Contest Totals	2,488			17	1,556	915

Proposition L – City of Wylie

Vote For 1

	TOTAL	VOTE %		Ballots By Mail	Early Voting	Election Day
FOR THE MEASURE	1,883	87.62%		10	1,178	695
AGAINST THE MEASURE	266	12.38%		7	157	102
Total Votes Cast	2,149	100.00%		17	1,335	797
Overvotes	0			0	0	0
Undervotes	339			0	221	118
Contest Totals	2,488			17	1,556	915

Summary Results Report
 Joint General and Special Elections
 May 3, 2025

UNOFFICIAL RESULTS
 59 of 59 Vote Centers Reporting
 Collin County

Proposition M – City of Wylie

Vote For 1

	TOTAL	VOTE %		Ballots By Mail	Early Voting	Election Day
FOR THE MEASURE	1,125	51.68%		6	723	396
AGAINST THE MEASURE	1,052	48.32%		11	642	399
Total Votes Cast	2,177	100.00%		17	1,365	795
Overvotes	0			0	0	0
Undervotes	311			0	191	120
Contest Totals	2,488			17	1,556	915

Proposition N – City of Wylie

Vote For 1

	TOTAL	VOTE %		Ballots By Mail	Early Voting	Election Day
FOR THE MEASURE	816	40.32%		6	554	256
AGAINST THE MEASURE	1,208	59.68%		11	705	492
Total Votes Cast	2,024	100.00%		17	1,259	748
Overvotes	0			0	0	0
Undervotes	464			0	297	167
Contest Totals	2,488			17	1,556	915

Proposition O – City of Wylie

Vote For 1

	TOTAL	VOTE %		Ballots By Mail	Early Voting	Election Day
FOR THE MEASURE	1,390	67.51%		9	919	462
AGAINST THE MEASURE	669	32.49%		8	356	305
Total Votes Cast	2,059	100.00%		17	1,275	767
Overvotes	0			0	0	0
Undervotes	429			0	281	148
Contest Totals	2,488			17	1,556	915

Proposition P – City of Wylie

Vote For 1

	TOTAL	VOTE %		Ballots By Mail	Early Voting	Election Day
FOR THE MEASURE	1,421	67.99%		12	925	484
AGAINST THE MEASURE	669	32.01%		3	378	288
Total Votes Cast	2,090	100.00%		15	1,303	772
Overvotes	0			0	0	0
Undervotes	398			2	253	143
Contest Totals	2,488			17	1,556	915

Summary Results Report
 Joint General and Special Elections
 May 3, 2025

UNOFFICIAL RESULTS
 59 of 59 Vote Centers Reporting
 Collin County

Proposition Q – City of Wylie

Vote For 1

	TOTAL	VOTE %		Ballots By Mail	Early Voting	Election Day
FOR THE MEASURE	1,831	86.65%		14	1,153	664
AGAINST THE MEASURE	282	13.35%		3	171	108
Total Votes Cast	2,113	100.00%		17	1,324	772
Overvotes	0			0	0	0
Undervotes	375			0	232	143
Contest Totals	2,488			17	1,556	915

Proposition R – City of Wylie

Vote For 1

	TOTAL	VOTE %		Ballots By Mail	Early Voting	Election Day
FOR THE MEASURE	1,276	60.36%		13	855	408
AGAINST THE MEASURE	838	39.64%		4	466	368
Total Votes Cast	2,114	100.00%		17	1,321	776
Overvotes	0			0	0	0
Undervotes	374			0	235	139
Contest Totals	2,488			17	1,556	915

Proposition S – City of Wylie

Vote For 1

	TOTAL	VOTE %		Ballots By Mail	Early Voting	Election Day
FOR THE MEASURE	1,487	72.89%		12	935	540
AGAINST THE MEASURE	553	27.11%		4	326	223
Total Votes Cast	2,040	100.00%		16	1,261	763
Overvotes	0			0	0	0
Undervotes	448			1	295	152
Contest Totals	2,488			17	1,556	915

Proposition T – City of Wylie

Vote For 1

	TOTAL	VOTE %		Ballots By Mail	Early Voting	Election Day
FOR THE MEASURE	496	23.66%		3	348	145
AGAINST THE MEASURE	1,600	76.34%		14	960	626
Total Votes Cast	2,096	100.00%		17	1,308	771
Overvotes	0			0	0	0
Undervotes	392			0	248	144
Contest Totals	2,488			17	1,556	915

Summary Results Report
 Joint General and Special Elections
 May 3, 2025

UNOFFICIAL RESULTS
 59 of 59 Vote Centers Reporting
 Collin County

Proposition U – City of Wylie

Vote For 1

	TOTAL	VOTE %		Ballots By Mail	Early Voting	Election Day
FOR THE MEASURE	1,637	78.40%		13	1,039	585
AGAINST THE MEASURE	451	21.60%		4	261	186
Total Votes Cast	2,088	100.00%		17	1,300	771
Overvotes	0			0	0	0
Undervotes	400			0	256	144
Contest Totals	2,488			17	1,556	915

Proposition V – City of Wylie

Vote For 1

	TOTAL	VOTE %		Ballots By Mail	Early Voting	Election Day
FOR THE MEASURE	1,193	55.36%		9	799	385
AGAINST THE MEASURE	962	44.64%		8	545	409
Total Votes Cast	2,155	100.00%		17	1,344	794
Overvotes	0			0	0	0
Undervotes	333			0	212	121
Contest Totals	2,488			17	1,556	915

Proposition W – City of Wylie

Vote For 1

	TOTAL	VOTE %		Ballots By Mail	Early Voting	Election Day
FOR THE MEASURE	1,648	76.65%		13	1,051	584
AGAINST THE MEASURE	502	23.35%		4	290	208
Total Votes Cast	2,150	100.00%		17	1,341	792
Overvotes	0			0	0	0
Undervotes	338			0	215	123
Contest Totals	2,488			17	1,556	915

Proposition X – City of Wylie

Vote For 1

	TOTAL	VOTE %		Ballots By Mail	Early Voting	Election Day
FOR THE MEASURE	1,631	76.97%		15	1,017	599
AGAINST THE MEASURE	488	23.03%		2	300	186
Total Votes Cast	2,119	100.00%		17	1,317	785
Overvotes	0			0	0	0
Undervotes	369			0	239	130
Contest Totals	2,488			17	1,556	915

Summary Results Report
 Joint General and Special Elections
 May 3, 2025

UNOFFICIAL RESULTS
 59 of 59 Vote Centers Reporting
 Collin County

Proposition Y – City of Wylie

Vote For 1

	TOTAL	VOTE %		Ballots By Mail	Early Voting	Election Day
FOR THE MEASURE	1,556	76.31%		11	976	569
AGAINST THE MEASURE	483	23.69%		5	290	188
Total Votes Cast	2,039	100.00%		16	1,266	757
Overvotes	0			0	0	0
Undervotes	449			1	290	158
Contest Totals	2,488			17	1,556	915

Proposition Z – City of Wylie

Vote For 1

	TOTAL	VOTE %		Ballots By Mail	Early Voting	Election Day
FOR THE MEASURE	687	32.51%		6	465	216
AGAINST THE MEASURE	1,426	67.49%		11	855	560
Total Votes Cast	2,113	100.00%		17	1,320	776
Overvotes	0			0	0	0
Undervotes	375			0	236	139
Contest Totals	2,488			17	1,556	915

Board of Trustees, Place 4 – Allen ISD

Vote For 1

	TOTAL	VOTE %		Ballots By Mail	Early Voting	Election Day
Rosalind Lewis	1,497	45.54%		26	918	553
Becca Kinnear	1,790	54.46%		28	1,162	600
Total Votes Cast	3,287	100.00%		54	2,080	1,153
Overvotes	0			0	0	0
Undervotes	280			3	169	108
Contest Totals	3,567			57	2,249	1,261

Board of Trustees, Place 5 – Allen ISD

Vote For 1

	TOTAL	VOTE %		Ballots By Mail	Early Voting	Election Day
Kit McKee	1,241	37.87%		27	757	457
Amanda Campbell	2,036	62.13%		28	1,312	696
Total Votes Cast	3,277	100.00%		55	2,069	1,153
Overvotes	0			0	0	0
Undervotes	290			2	180	108
Contest Totals	3,567			57	2,249	1,261

Board of Trustees, Place 1 – Anna ISD

Vote For 1

	TOTAL	VOTE %		Ballots By Mail	Early Voting	Election Day
Tiffany Terry	823	100.00%		9	551	263
Total Votes Cast	823	100.00%		9	551	263
Overvotes	0			0	0	0
Undervotes	291			2	179	110
Contest Totals	1,114			11	730	373

Summary Results Report
 Joint General and Special Elections
 May 3, 2025

UNOFFICIAL RESULTS
 59 of 59 Vote Centers Reporting
 Collin County

Board of Trustees, Place 3 – Anna ISD

Vote For 1

	TOTAL	VOTE %	Ballots By Mail	Early Voting	Election Day
Jose Vargas	823	100.00%	8	539	276
Total Votes Cast	823	100.00%	8	539	276
Overvotes	0		0	0	0
Undervotes	291		3	191	97
Contest Totals	1,114		11	730	373

Board of Trustees, Place 4 – Anna ISD

Vote For 1

	TOTAL	VOTE %	Ballots By Mail	Early Voting	Election Day
Kavanski Morrison	159	16.44%	3	100	56
Cody Bridwell	447	46.23%	4	298	145
Eliana Mellet	90	9.31%	0	65	25
Carrie Butler	271	28.02%	4	170	97
Total Votes Cast	967	100.00%	11	633	323
Overvotes	0		0	0	0
Undervotes	147		0	97	50
Contest Totals	1,114		11	730	373

Trustee, Place 2 – Blue Ridge ISD

Vote For 1

	TOTAL	VOTE %	Ballots By Mail	Early Voting	Election Day
Matt Grier	349	100.00%	2	240	107
Total Votes Cast	349	100.00%	2	240	107
Overvotes	0		0	0	0
Undervotes	155		0	99	56
Contest Totals	504		2	339	163

Trustee, Place 4 – Blue Ridge ISD

Vote For 1

	TOTAL	VOTE %	Ballots By Mail	Early Voting	Election Day
Eddie Childers	132	31.58%	0	88	44
Jenna Capps	286	68.42%	2	201	83
Total Votes Cast	418	100.00%	2	289	127
Overvotes	0		0	0	0
Undervotes	86		0	50	36
Contest Totals	504		2	339	163

Trustee, Place 6 – Blue Ridge ISD

Vote For 1

	TOTAL	VOTE %	Ballots By Mail	Early Voting	Election Day
Scott Cessna	340	100.00%	2	236	102
Total Votes Cast	340	100.00%	2	236	102
Overvotes	0		0	0	0
Undervotes	164		0	103	61
Contest Totals	504		2	339	163

Summary Results Report
 Joint General and Special Elections
 May 3, 2025

UNOFFICIAL RESULTS
 59 of 59 Vote Centers Reporting
 Collin County

Trustee, Place 7 – Blue Ridge ISD

Vote For 1

	TOTAL	VOTE %	Ballots By Mail	Early Voting	Election Day
John Gauden	356	100.00%	2	247	107
Total Votes Cast	356	100.00%	2	247	107
Overvotes	0		0	0	0
Undervotes	148		0	92	56
Contest Totals	504		2	339	163

Proposition A – Blue Ridge ISD

Vote For 1

	TOTAL	VOTE %	Ballots By Mail	Early Voting	Election Day
FOR	347	69.12%	2	248	97
AGAINST	155	30.88%	0	90	65
Total Votes Cast	502	100.00%	2	338	162
Overvotes	0		0	0	0
Undervotes	2		0	1	1
Contest Totals	504		2	339	163

Board of Trustees, Place 1 – Celina ISD

Vote For 1

	TOTAL	VOTE %	Ballots By Mail	Early Voting	Election Day
Vicky Hogue	412	23.20%	4	310	98
Meagan Dungan	532	29.96%	2	338	192
Chuck Hansen	832	46.85%	2	612	218
Total Votes Cast	1,776	100.00%	8	1,260	508
Overvotes	0		0	0	0
Undervotes	202		1	135	66
Contest Totals	1,978		9	1,395	574

Board of Trustees, Place 2 – Celina ISD

Vote For 1

	TOTAL	VOTE %	Ballots By Mail	Early Voting	Election Day
Michael Wagoner	841	50.69%	4	583	254
Cameron Riggs	818	49.31%	2	592	224
Total Votes Cast	1,659	100.00%	6	1,175	478
Overvotes	0		0	0	0
Undervotes	319		3	220	96
Contest Totals	1,978		9	1,395	574

Summary Results Report
 Joint General and Special Elections
 May 3, 2025

UNOFFICIAL RESULTS
 59 of 59 Vote Centers Reporting
 Collin County

Proposition A – Celina ISD

Vote For 1

	TOTAL	VOTE %		Ballots By Mail	Early Voting	Election Day
FOR	1,395	71.58%		5	994	396
AGAINST	554	28.42%		4	382	168
Total Votes Cast	1,949	100.00%		9	1,376	564
Overvotes	0			0	0	0
Undervotes	29			0	19	10
Contest Totals	1,978			9	1,395	574

Proposition B – Celina ISD

Vote For 1

	TOTAL	VOTE %		Ballots By Mail	Early Voting	Election Day
FOR	1,361	69.72%		4	975	382
AGAINST	591	30.28%		5	406	180
Total Votes Cast	1,952	100.00%		9	1,381	562
Overvotes	0			0	0	0
Undervotes	26			0	14	12
Contest Totals	1,978			9	1,395	574

Trustee, Place 1 – Community ISD

Vote For 1

	TOTAL	VOTE %		Ballots By Mail	Early Voting	Election Day
Jeff Pendill	210	50.97%		1	107	102
Kathryn Grant	202	49.03%		2	100	100
Total Votes Cast	412	100.00%		3	207	202
Overvotes	0			0	0	0
Undervotes	98			0	35	63
Contest Totals	510			3	242	265

Trustee, Place 3 – Community ISD

Vote For 1

	TOTAL	VOTE %		Ballots By Mail	Early Voting	Election Day
Adam Strickland	137	31.00%		1	79	57
Chelsia Renae Young	54	12.22%		1	23	30
Jeff Cox	192	43.44%		0	87	105
Heather Minyard	59	13.35%		1	24	34
Total Votes Cast	442	100.00%		3	213	226
Overvotes	0			0	0	0
Undervotes	68			0	29	39
Contest Totals	510			3	242	265

Summary Results Report
 Joint General and Special Elections
 May 3, 2025

UNOFFICIAL RESULTS
 59 of 59 Vote Centers Reporting
 Collin County

Trustee, Place 1 – Frisco ISD

Vote For 1

	TOTAL	VOTE %		Ballots By Mail	Early Voting	Election Day
Amit Kalra	2,941	25.58%		38	1,883	1,020
Suresh Manduva	4,997	43.46%		24	3,227	1,746
Muni Janagarajan	3,560	30.96%		35	2,375	1,150
Total Votes Cast	11,498	100.00%		97	7,485	3,916
Overvotes	0			0	0	0
Undervotes	2,516			39	1,618	859
Contest Totals	14,014			136	9,103	4,775

Trustee, Place 2 – Frisco ISD

Vote For 1

	TOTAL	VOTE %		Ballots By Mail	Early Voting	Election Day
Melanie Barrios Jones	4,966	41.37%		45	3,347	1,574
Ange Yao	1,108	9.23%		8	642	458
Renee Sample	5,931	49.40%		58	3,857	2,016
Total Votes Cast	12,005	100.00%		111	7,846	4,048
Overvotes	0			0	0	0
Undervotes	2,009			25	1,257	727
Contest Totals	14,014			136	9,103	4,775

Trustee, Place 3 – Frisco ISD

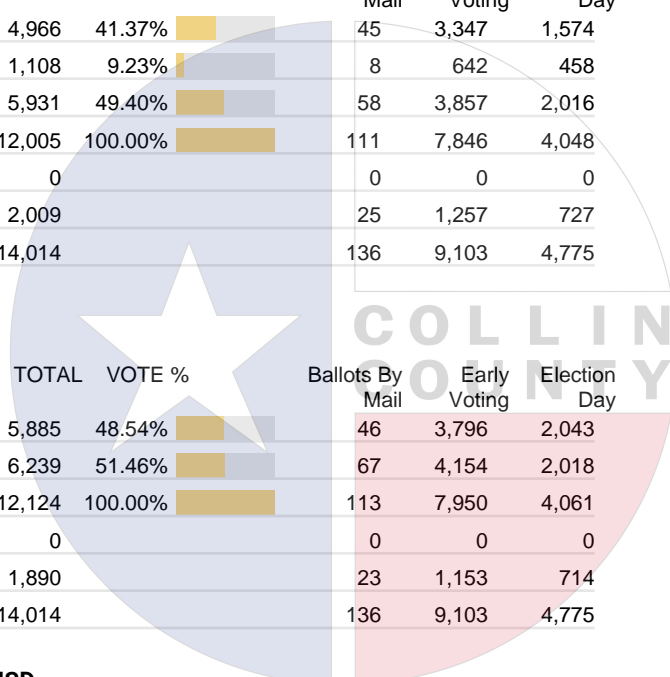
Vote For 1

	TOTAL	VOTE %		Ballots By Mail	Early Voting	Election Day
Stuart Shulman	5,885	48.54%		46	3,796	2,043
Stephanie Elad	6,239	51.46%		67	4,154	2,018
Total Votes Cast	12,124	100.00%		113	7,950	4,061
Overvotes	0			0	0	0
Undervotes	1,890			23	1,153	714
Contest Totals	14,014			136	9,103	4,775

Board of Trustee, Place 1 – Lovejoy ISD

Vote For 1

	TOTAL	VOTE %		Ballots By Mail	Early Voting	Election Day
Julie McLaughlin	2,299	100.00%		5	1,745	549
Total Votes Cast	2,299	100.00%		5	1,745	549
Overvotes	0			0	0	0
Undervotes	1,228			5	875	348
Contest Totals	3,527			10	2,620	897



Collin County Seal
 Watermark Seal for Collin County,
 Collin County Government

Summary Results Report
 Joint General and Special Elections
 May 3, 2025

UNOFFICIAL RESULTS
 59 of 59 Vote Centers Reporting
 Collin County

Board of Trustee, Place 2 – Lovejoy ISD

Vote For 1

	TOTAL	VOTE %		Ballots By Mail	Early Voting	Election Day
Aubrey Stock	2,114	67.43%		7	1,596	511
Pamela Sailor	1,021	32.57%		2	769	250
Total Votes Cast	3,135	100.00%		9	2,365	761
Overvotes	0			0	0	0
Undervotes	392			1	255	136
Contest Totals	3,527			10	2,620	897

Board of Trustee, Place 3 – Lovejoy ISD

Vote For 1

	TOTAL	VOTE %		Ballots By Mail	Early Voting	Election Day
Jeff Wood	2,162	100.00%		5	1,633	524
Total Votes Cast	2,162	100.00%		5	1,633	524
Overvotes	0			0	0	0
Undervotes	1,365			5	987	373
Contest Totals	3,527			10	2,620	897

Proposition A – Lovejoy ISD

Vote For 1

	TOTAL	VOTE %		Ballots By Mail	Early Voting	Election Day
FOR	1,831	52.46%		5	1,378	448
AGAINST	1,659	47.54%		5	1,218	436
Total Votes Cast	3,490	100.00%		10	2,596	884
Overvotes	0			0	0	0
Undervotes	37			0	24	13
Contest Totals	3,527			10	2,620	897

Proposition B – Lovejoy ISD

Vote For 1

	TOTAL	VOTE %		Ballots By Mail	Early Voting	Election Day
FOR	1,957	56.38%		5	1,467	485
AGAINST	1,514	43.62%		5	1,119	390
Total Votes Cast	3,471	100.00%		10	2,586	875
Overvotes	0			0	0	0
Undervotes	56			0	34	22
Contest Totals	3,527			10	2,620	897

Proposition C – Lovejoy ISD

Vote For 1

	TOTAL	VOTE %		Ballots By Mail	Early Voting	Election Day
FOR	1,674	48.34%		5	1,263	406
AGAINST	1,789	51.66%		5	1,314	470
Total Votes Cast	3,463	100.00%		10	2,577	876
Overvotes	0			0	0	0
Undervotes	64			0	43	21
Contest Totals	3,527			10	2,620	897

Summary Results Report
 Joint General and Special Elections
 May 3, 2025

UNOFFICIAL RESULTS
 59 of 59 Vote Centers Reporting
 Collin County

Proposition D – Lovejoy ISD

Vote For 1

	TOTAL	VOTE %		Ballots By Mail	Early Voting	Election Day
FOR	1,733	50.09%		5	1,308	420
AGAINST	1,727	49.91%		5	1,267	455
Total Votes Cast	3,460	100.00%		10	2,575	875
Overvotes	0			0	0	0
Undervotes	67			0	45	22
Contest Totals	3,527			10	2,620	897

Proposition E – Lovejoy ISD

Vote For 1

	TOTAL	VOTE %		Ballots By Mail	Early Voting	Election Day
FOR	1,760	50.69%		4	1,327	429
AGAINST	1,712	49.31%		6	1,259	447
Total Votes Cast	3,472	100.00%		10	2,586	876
Overvotes	0			0	0	0
Undervotes	55			0	34	21
Contest Totals	3,527			10	2,620	897

Board of Trustees, Place 1 – McKinney ISD

Vote For 1

	TOTAL	VOTE %		Ballots By Mail	Early Voting	Election Day
Larry Jagours	1,100	100.00%		17	753	330
Total Votes Cast	1,100	100.00%		17	753	330
Overvotes	0			0	0	0
Undervotes	647			6	415	226
Contest Totals	1,747			23	1,168	556

Board of Trustees, Place 2 – McKinney ISD

Vote For 1

	TOTAL	VOTE %		Ballots By Mail	Early Voting	Election Day
Kenneth Ussery	2,281	62.46%		25	1,549	707
Deborah Klosky	1,371	37.54%		26	927	418
Total Votes Cast	3,652	100.00%		51	2,476	1,125
Overvotes	0			0	0	0
Undervotes	666			4	429	233
Contest Totals	4,318			55	2,905	1,358

Board of Trustees, Place 3 – McKinney ISD

Vote For 1

	TOTAL	VOTE %		Ballots By Mail	Early Voting	Election Day
Chad Green	896	31.78%		21	559	316
Corey Homer	1,923	68.22%		31	1,336	556
Total Votes Cast	2,819	100.00%		52	1,895	872
Overvotes	0			0	0	0
Undervotes	332			3	209	120
Contest Totals	3,151			55	2,104	992

Summary Results Report
 Joint General and Special Elections
 May 3, 2025

UNOFFICIAL RESULTS
 59 of 59 Vote Centers Reporting
 Collin County

Board of Trustees, Place 7 – McKinney ISD

Vote For 1

	TOTAL	VOTE %	Ballots By Mail	Early Voting	Election Day
Harvey Oaxaca	9,427	100.00%	131	6,584	2,712
Total Votes Cast	9,427	100.00%	131	6,584	2,712
Overvotes	0		0	0	0
Undervotes	5,445		89	3,544	1,812
Contest Totals	14,872		220	10,128	4,524

Trustee, Place 6 – Melissa ISD

Vote For 1

	TOTAL	VOTE %	Ballots By Mail	Early Voting	Election Day
Amy Feagin	1,644	100.00%	4	1,055	585
Total Votes Cast	1,644	100.00%	4	1,055	585
Overvotes	0		0	0	0
Undervotes	659		6	390	263
Contest Totals	2,303		10	1,445	848

Trustee, Place 7 – Melissa ISD

Vote For 1

	TOTAL	VOTE %	Ballots By Mail	Early Voting	Election Day
Paul Anderson	1,169	61.82%	2	778	389
Robyn Brown	722	38.18%	5	417	300
Total Votes Cast	1,891	100.00%	7	1,195	689
Overvotes	0		0	0	0
Undervotes	412		3	250	159
Contest Totals	2,303		10	1,445	848

Proposition A – Melissa ISD

Vote For 1

	TOTAL	VOTE %	Ballots By Mail	Early Voting	Election Day
FOR	1,550	67.80%	6	1,041	503
AGAINST	736	32.20%	4	399	333
Total Votes Cast	2,286	100.00%	10	1,440	836
Overvotes	0		0	0	0
Undervotes	17		0	5	12
Contest Totals	2,303		10	1,445	848

Proposition B – Melissa ISD

Vote For 1

	TOTAL	VOTE %	Ballots By Mail	Early Voting	Election Day
FOR	1,575	69.14%	6	1,036	533
AGAINST	703	30.86%	4	396	303
Total Votes Cast	2,278	100.00%	10	1,432	836
Overvotes	0		0	0	0
Undervotes	25		0	13	12
Contest Totals	2,303		10	1,445	848

Summary Results Report
 Joint General and Special Elections
 May 3, 2025

UNOFFICIAL RESULTS
 59 of 59 Vote Centers Reporting
 Collin County

Trustee, Place 1 – Plano ISD

Vote For 1

	TOTAL	VOTE %	Ballots By Mail	Early Voting	Election Day
Lauren Tyra	17,008	100.00%	264	11,043	5,701
Total Votes Cast	17,008	100.00%	264	11,043	5,701
Overvotes	0		0	0	0
Undervotes	11,628		186	7,401	4,041
Contest Totals	28,636		450	18,444	9,742

Trustee, Place 2 – Plano ISD

Vote For 1

	TOTAL	VOTE %	Ballots By Mail	Early Voting	Election Day
Sam Johnson	19,230	85.86%	329	12,626	6,275
Xiomar Pierre	3,167	14.14%	40	1,926	1,201
Total Votes Cast	22,397	100.00%	369	14,552	7,476
Overvotes	0		0	0	0
Undervotes	6,239		81	3,892	2,266
Contest Totals	28,636		450	18,444	9,742

Trustee, Place 3 – Plano ISD

Vote For 1

	TOTAL	VOTE %	Ballots By Mail	Early Voting	Election Day
Nancy C. Humphrey	16,296	71.22%	279	10,541	5,476
Harper Weaver	6,584	28.78%	91	4,265	2,228
Total Votes Cast	22,880	100.00%	370	14,806	7,704
Overvotes	0		0	0	0
Undervotes	5,756		80	3,638	2,038
Contest Totals	28,636		450	18,444	9,742

Trustee, Place 6 – Plano ISD

Vote For 1

	TOTAL	VOTE %	Ballots By Mail	Early Voting	Election Day
Andrew Rettke	3,005	12.82%	53	1,875	1,077
Elisa Klein	13,310	56.80%	179	8,347	4,784
Dash Weerasinghe	7,119	30.38%	144	5,018	1,957
Total Votes Cast	23,434	100.00%	376	15,240	7,818
Overvotes	1		1	0	0
Undervotes	5,201		73	3,204	1,924
Contest Totals	28,636		450	18,444	9,742

School Board Trustee, Place 1 – Prosper ISD

Vote For 1

	TOTAL	VOTE %	Ballots By Mail	Early Voting	Election Day
Jorden Dial	3,239	100.00%	38	2,282	919
Total Votes Cast	3,239	100.00%	38	2,282	919
Overvotes	0		0	0	0
Undervotes	1,644		14	1,074	556
Contest Totals	4,883		52	3,356	1,475

Summary Results Report
 Joint General and Special Elections
 May 3, 2025

UNOFFICIAL RESULTS
 59 of 59 Vote Centers Reporting
 Collin County

School Board Trustee, Place 3 – Prosper ISD

Vote For 1

	TOTAL	VOTE %		Ballots By Mail	Early Voting	Election Day
Scott Bray	2,214	50.76%		36	1,566	612
Kelly P. Cavender	2,148	49.24%		13	1,467	668
Total Votes Cast	4,362	100.00%		49	3,033	1,280
Overvotes	0			0	0	0
Undervotes	521			3	323	195
Contest Totals	4,883			52	3,356	1,475

School Board Trustee, Place 6 – Prosper ISD

Vote For 1

	TOTAL	VOTE %		Ballots By Mail	Early Voting	Election Day
Janette Church	2,248	50.53%		29	1,561	658
Garrett Linker	2,201	49.47%		20	1,518	663
Total Votes Cast	4,449	100.00%		49	3,079	1,321
Overvotes	0			0	0	0
Undervotes	434			3	277	154
Contest Totals	4,883			52	3,356	1,475

Proposition A – Seis Lagos SUD

Vote For 1

	TOTAL	VOTE %		Ballots By Mail	Early Voting	Election Day
FOR	277	47.11%		1	157	119
AGAINST	311	52.89%		0	219	92
Total Votes Cast	588	100.00%		1	376	211
Overvotes	0			0	0	0
Undervotes	0			0	0	0
Contest Totals	588			1	376	211

Proposition B – City of Lavon

Vote For 1

	TOTAL	VOTE %		Ballots By Mail	Early Voting	Election Day
For	20	21.51%		0	13	7
Against	73	78.49%		1	32	40
Total Votes Cast	93	100.00%		1	45	47
Overvotes	0			0	0	0
Undervotes	1			0	0	1
Contest Totals	94			1	45	48

Summary Results Report
 Joint General and Special Elections
 May 3, 2025

UNOFFICIAL RESULTS
 59 of 59 Vote Centers Reporting
 Collin County

Proposition A – Collin County MUD No. 6

Vote For 1

	TOTAL	VOTE %	Ballots By Mail	Early Voting	Election Day
For	2	100.00%	0	2	0
Against	0	0.00%	0	0	0
Total Votes Cast	2	100.00%	0	2	0
Overvotes	0		0	0	0
Undervotes	0		0	0	0
Contest Totals	2		0	2	0

Directors, Collin County MUD No. 6

Vote For 5

	TOTAL	VOTE %	Ballots By Mail	Early Voting	Election Day
Will Droese	2	20.00%	0	2	0
Ryan Duffie	2	20.00%	0	2	0
Haley Birmingham	2	20.00%	0	2	0
Genna Skolnik	2	20.00%	0	2	0
Alec Johns	2	20.00%	0	2	0
Total Votes Cast	10	100.00%	0	10	0
Overvotes	0		0	0	0
Undervotes	0		0	0	0
Contest Totals	10		0	10	0

Proposition B – Collin County MUD No. 6

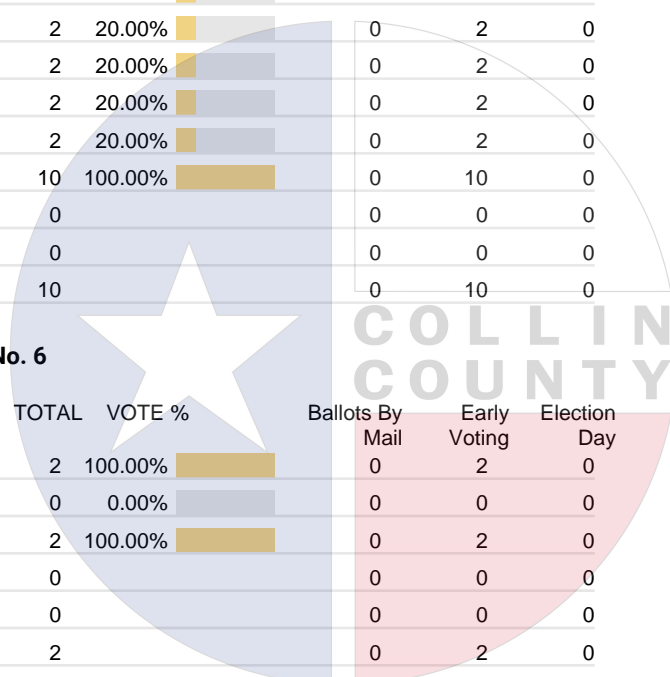
Vote For 1

	TOTAL	VOTE %	Ballots By Mail	Early Voting	Election Day
For	2	100.00%	0	2	0
Against	0	0.00%	0	0	0
Total Votes Cast	2	100.00%	0	2	0
Overvotes	0		0	0	0
Undervotes	0		0	0	0
Contest Totals	2		0	2	0

Proposition C – Collin County MUD No. 6

Vote For 1

	TOTAL	VOTE %	Ballots By Mail	Early Voting	Election Day
For	2	100.00%	0	2	0
Against	0	0.00%	0	0	0
Total Votes Cast	2	100.00%	0	2	0
Overvotes	0		0	0	0
Undervotes	0		0	0	0
Contest Totals	2		0	2	0



Collin County Seal
 Watermark Seal for Collin County,
 Collin County Government

Summary Results Report
 Joint General and Special Elections
 May 3, 2025

UNOFFICIAL RESULTS
 59 of 59 Vote Centers Reporting
 Collin County

Proposition D – Collin County MUD No. 6

Vote For 1

	TOTAL	VOTE %	Ballots By Mail	Early Voting	Election Day
For	2	100.00%	0	2	0
Against	0	0.00%	0	0	0
Total Votes Cast	2	100.00%	0	2	0
Overvotes	0		0	0	0
Undervotes	0		0	0	0
Contest Totals	2		0	2	0

Proposition E – Collin County MUD No. 6

Vote For 1

	TOTAL	VOTE %	Ballots By Mail	Early Voting	Election Day
For	2	100.00%	0	2	0
Against	0	0.00%	0	0	0
Total Votes Cast	2	100.00%	0	2	0
Overvotes	0		0	0	0
Undervotes	0		0	0	0
Contest Totals	2		0	2	0

Proposition F – Collin County MUD No. 6

Vote For 1

	TOTAL	VOTE %	Ballots By Mail	Early Voting	Election Day
For	2	100.00%	0	2	0
Against	0	0.00%	0	0	0
Total Votes Cast	2	100.00%	0	2	0
Overvotes	0		0	0	0
Undervotes	0		0	0	0
Contest Totals	2		0	2	0

Proposition A – Collin County MUD No. 11

Vote For 1

	TOTAL	VOTE %	Ballots By Mail	Early Voting	Election Day
FOR DISTRICT	1	100.00%	0	1	0
AGAINST DISTRICT	0	0.00%	0	0	0
Total Votes Cast	1	100.00%	0	1	0
Overvotes	0		0	0	0
Undervotes	0		0	0	0
Contest Totals	1		0	1	0

Summary Results Report
 Joint General and Special Elections
 May 3, 2025

UNOFFICIAL RESULTS
 59 of 59 Vote Centers Reporting
 Collin County

Proposition B – Collin County MUD No. 11

Vote For 1

	TOTAL	VOTE %		Ballots By Mail	Early Voting	Election Day
FOR	1	100.00%		0	1	0
AGAINST	0	0.00%		0	0	0
Total Votes Cast	1	100.00%		0	1	0
Overvotes	0			0	0	0
Undervotes	0			0	0	0
Contest Totals	1			0	1	0

Proposition C – Collin County MUD No. 11

Vote For 1

	TOTAL	VOTE %		Ballots By Mail	Early Voting	Election Day
FOR	1	100.00%		0	1	0
AGAINST	0	0.00%		0	0	0
Total Votes Cast	1	100.00%		0	1	0
Overvotes	0			0	0	0
Undervotes	0			0	0	0
Contest Totals	1			0	1	0

Proposition D – Collin County MUD No. 11

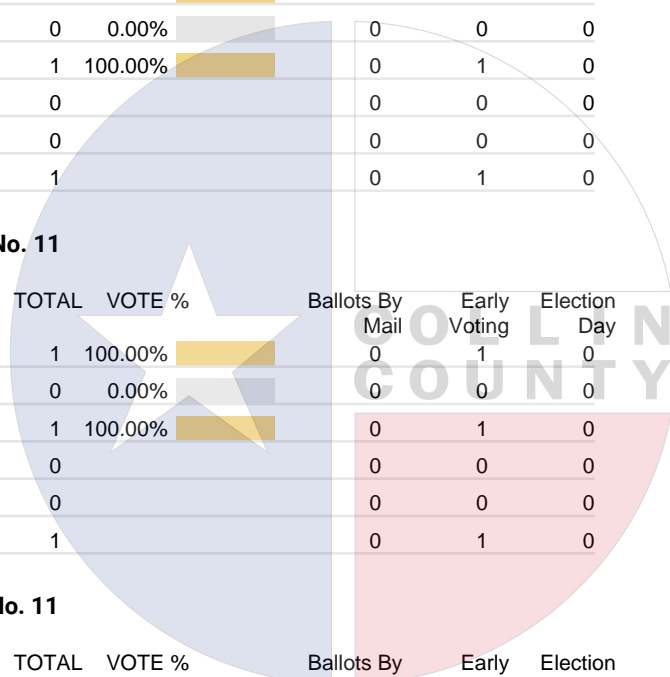
Vote For 1

	TOTAL	VOTE %		Ballots By Mail	Early Voting	Election Day
FOR	1	100.00%		0	1	0
AGAINST	0	0.00%		0	0	0
Total Votes Cast	1	100.00%		0	1	0
Overvotes	0			0	0	0
Undervotes	0			0	0	0
Contest Totals	1			0	1	0

Proposition E – Collin County MUD No. 11

Vote For 1

	TOTAL	VOTE %		Ballots By Mail	Early Voting	Election Day
FOR	1	100.00%		0	1	0
AGAINST	0	0.00%		0	0	0
Total Votes Cast	1	100.00%		0	1	0
Overvotes	0			0	0	0
Undervotes	0			0	0	0
Contest Totals	1			0	1	0



Summary Results Report
 Joint General and Special Elections
 May 3, 2025

UNOFFICIAL RESULTS
 59 of 59 Vote Centers Reporting
 Collin County

Directors, Collin County MUD No. 11
 Vote For 5

	TOTAL	VOTE %	Ballots By Mail	Early Voting	Election Day
Ryan Storch	1	20.00%	0	1	0
Michael Reil	1	20.00%	0	1	0
Jessica Lynn Puckett	1	20.00%	0	1	0
James Casey Ross	1	20.00%	0	1	0
Joshua Mitchell Pace	1	20.00%	0	1	0
Total Votes Cast	5	100.00%	0	5	0
Overvotes	0		0	0	0
Undervotes	0		0	0	0
Contest Totals	5		0	5	0

Proposition A – Collin County MUD No. 12
 Vote For 1

	TOTAL	VOTE %	Ballots By Mail	Early Voting	Election Day
FOR DISTRICT	1	100.00%	0	1	0
AGAINST DISTRICT	0	0.00%	0	0	0
Total Votes Cast	1	100.00%	0	1	0
Overvotes	0		0	0	0
Undervotes	0		0	0	0
Contest Totals	1		0	1	0

Proposition B – Collin County MUD NO. 12
 Vote For 1

	TOTAL	VOTE %	Ballots By Mail	Early Voting	Election Day
FOR	1	100.00%	0	1	0
AGAINST	0	0.00%	0	0	0
Total Votes Cast	1	100.00%	0	1	0
Overvotes	0		0	0	0
Undervotes	0		0	0	0
Contest Totals	1		0	1	0

Proposition C – Collin County MUD NO. 12
 Vote For 1

	TOTAL	VOTE %	Ballots By Mail	Early Voting	Election Day
FOR	1	100.00%	0	1	0
AGAINST	0	0.00%	0	0	0
Total Votes Cast	1	100.00%	0	1	0
Overvotes	0		0	0	0
Undervotes	0		0	0	0
Contest Totals	1		0	1	0

Collin County Seal
 Watermark Seal for Collin County,
 Collin County Government

Summary Results Report
 Joint General and Special Elections
 May 3, 2025

UNOFFICIAL RESULTS
 59 of 59 Vote Centers Reporting
 Collin County

Proposition D – Collin County MUD NO. 12

Vote For 1

	TOTAL	VOTE %		Ballots By Mail	Early Voting	Election Day
FOR	1	100.00%		0	1	0
AGAINST	0	0.00%		0	0	0
Total Votes Cast	1	100.00%		0	1	0
Overvotes	0			0	0	0
Undervotes	0			0	0	0
Contest Totals	1			0	1	0

Proposition E – Collin County MUD NO. 12

Vote For 1

	TOTAL	VOTE %		Ballots By Mail	Early Voting	Election Day
FOR	1	100.00%		0	1	0
AGAINST	0	0.00%		0	0	0
Total Votes Cast	1	100.00%		0	1	0
Overvotes	0			0	0	0
Undervotes	0			0	0	0
Contest Totals	1			0	1	0

Directors, Collin County MUD NO. 12

Vote For 5

	TOTAL	VOTE %		Ballots By Mail	Early Voting	Election Day
Samuel "Brannon" Farrow	1	20.00%		0	1	0
Maxwell Carr Roberts	1	20.00%		0	1	0
Kyle Thomas Kooda	1	20.00%		0	1	0
Rian Rahimi	1	20.00%		0	1	0
Nicole Ann Stoeckel	1	20.00%		0	1	0
Total Votes Cast	5	100.00%		0	5	0
Overvotes	0			0	0	0
Undervotes	0			0	0	0
Contest Totals	5			0	5	0

Collin County Seal
 Watermark Seal for Collin County,
 Collin County Government

8. Certificate of Election Issued to Newly Elected Trustees
Presenter: Barrett Owens, President



In the name and by the authority of

The State of Texas

THIS IS TO CERTIFY, that at a general election held on

May 3, 2025

Julie McLaughlin

was duly elected

Lovejoy Independent School District

Board of Trustees, Place 1

In testimony whereof, I have hereunto signed my name and caused the Seal of the Lovejoy Independent School District to be affixed at the City of Allen, this the 13th day of May, 2025.

Signature or Presiding Officer of
Canvassing Authority



In the name and by the authority of

The State of Texas

THIS IS TO CERTIFY, that at a general election held on

May 3, 2025

Aubrey Stock

was duly elected

Lovejoy Independent School District

Board of Trustees, Place 2

In testimony whereof, I have hereunto signed my name and caused the Seal of the Lovejoy Independent School District to be affixed at the City of Allen, this the 13th day of May, 2025.

**Signature or Presiding Officer of
Canvassing Authority**



In the name and by the authority of

The State of Texas

THIS IS TO CERTIFY, that at a general election held on

May 3, 2025

Jeff Wood

was duly elected

Lovejoy Independent School District

Board of Trustees, Place 3

In testimony whereof, I have hereunto signed my name and caused the Seal of the Lovejoy Independent School District to be affixed at the City of Allen, this the 13th day of May, 2025.

Signature or Presiding Officer of
Canvassing Authority

9. Announcements

Presenter: Barrett Owens, President

10. Adjournment

Presenter: Barrett Owens, President