

IRVING INDEPENDENT SCHOOL DISTRICT

Regular - BOARD OF TRUSTEES
7:30 PM

Irving ISD Board Room
2621 West Airport Freeway
Irving, TX 75062
Monday, June 8, 2026

A G E N D A

I. CALL TO ORDER FOR 7:30 P.M. REGULAR BOARD MEETING

II. FIRST ORDER OF BUSINESS

A. Announcement by the Chairperson Whether a Quorum is Present, and that the Meeting has been Duly Called, and that Notice of the Meeting has been Posted in Accordance with the Texas Open Meetings Act. Texas Government Code Chapter 551.

B. Invocation

C. Pledge of Allegiance to the American and Texas Flags

D. Special Recognition

1. Recognition of the 2025 Texas Association of School Boards Risk Management Fund Excellence Award (J. Acosta) 4

2. Recognition of 2026 General Colin Powell Award Recipient (A. Gomez) 6

E. Announcements

1. Administration

a. Superintendent Announcement(s)

2. Board of Trustees

a. Individual Trustee Report on IISD Student Activity/Event

F. Public Comment - Individuals Wishing to Address the Board on Agenda Items.

III. ACTION ITEMS

A. Consider Approval of Consent Agenda Items:

1. Consider Approval of Minutes of May 18, 2026, Board Meetings (M. Hernandez) 8

2. Consider Approval of Financial Statement for April 2026 (R. Randle)	30
3. Consider Approval of Resolution and Order No. 25-26-16 Authorizing June Amendment to the 2025-2026 (R. Randle)	59
4. Consider Approval of the Supplements to the Irving ISD Tax Rolls (R. Randle)	67
5. Consider Approval of the 2026-2027 Salary and Supplemental Pay Schedules (J. Acosta)	145
6. Consider Approval of Technical Assistance for the Implementation of High-Quality Instructional Materials and Instructional Leadership Support Materials for K-5 Math, K-5 RLA and Secondary Math (L. Rosado)	202
7. Consider Approval of the Award for Request for Cooperative Quote (RFQ) No. 26-21-880 for the Purchase of Student Data Management System (L. Rosado)	205
8. Consider Acceptance of Gifts and Donations to the District (F. Natividad)	207

IV. **OTHER BUSINESS**

A. Written Reports

1. Division Reports

a. Business Services	211
• Payroll	
• Investment Earnings	
• Quarterly Investment Report	
b. Support Services	226
• Monthly Maintenance Work Order Summary Report for June (A. Smith)	
c. Human Resources	

V. **EXECUTIVE SESSION** - The Board may Recess the Open Meeting and Reconvene in a Closed Meeting Pursuant to the Following Sections of the Texas Government Code and as Authorized by Sections 551.071-551.076 and 551.082-551.084 Therefore of

A. Section 551.071 - To Seek the Advice of the Board's Attorney About:

1. Pending or Contemplated Litigation, Settlement Offer, or Matter Under Investigation.
 2. A Matter in Which the Professional Duty of the Attorney to the Board Conflicts with the Applicable Provisions of the Texas Open Meetings Act.
- B. Section 551.072 - To Deliberate the Purchase, Exchange, Sale, Lease or Value of Real Property if such Deliberation in Open Session Would have a Detrimental Effect on the Board's Position in Negotiations with a Third Party.
- C. Section 551.074 - To Deliberate the Appointment, Employment, Resignation, Evaluation, Reassignment, Proposed Nonrenewals, Termination, Duties, Discipline, or Dismissal of a Public Officer or Employee; or to Hear a Complaint or Charge Against an Officer or Employee.
- VI. **RECONVENE** from Closed Meeting for Action Relative to Items Covered in Such Meeting.
- A. Consider Action by the Board Related to Pending or Contemplated Litigation, Settlement Offer, or Matter Under Investigation.
 - B. Public Comments - Individuals Wishing to Address the Board or Make Comments Regarding Issues Not on the Agenda will be Heard at this Time.
- VII. **ADJOURNMENT**



SPECIAL RECOGNITION

Monday, June 8, 2026

TOPIC

Recognition Of The 2025 Texas Association Of School Boards Risk Management Fund Excellence Award

PRESENTED BY

JORGE ACOSTA

BACKGROUND

The Irving ISD Loss Control Committee has received the 2025 Texas Association of School Boards (TASB) Risk Management Fund Excellence Award. This prestigious award is presented to only five districts statewide and recognizes innovative, impactful solutions to risk management challenges. Irving ISD was selected for its revamped Loss Control Committee, an initiative that strengthened cross-department collaboration, increased engagement, and enhanced safety practices across our district.

Through this work, Irving ISD has demonstrated a strong commitment to proactive risk management, employee safety, and continuous improvement, all of which directly support our staff, students, and community.

As part of this recognition, Irving ISD received a \$5,000 award to further support its risk management program, and the district was formally honored at the TASB Risk Management Fund Members' Conference this spring.

Superintendent Hernández, thank you for your leadership and support of this important work. The Risk Management Team and Human Resources Department would like to invite you to please accept this award on behalf of the Irving ISD Risk Management team and Loss Control Committee members who contributed to this achievement.

AGENDA SHEET

MEETING DATE

Monday, June 8, 2026

TOPIC

Recognition Of The 2025 Texas Association Of School Boards Risk Management Fund Excellence Award



SPECIAL RECOGNITION

Monday, June 8, 2026

TOPIC

Recognition Of 2026 General Colin Powell Award Recipient

PRESENTED BY

AHNA GOMEZ

BACKGROUND

This is a public service award that is presented to high school counselors in recognition of providing guidance, counseling and mentoring for students as they assess their accomplishments, talents, and interests as they move forward in their lives.

AGENDA SHEET

MEETING DATE

Monday, June 8 2026

TOPIC

Recognition Of 2026 General Colin Powell Award Recipient



**IRVING INDEPENDENT SCHOOL DISTRICT
REGULAR MEETING – BOARD OF TRUSTEES
7:30PM
2621 W. AIRPORT FREEWAY, IRVING, TEXAS, 75062
MONDAY, MAY 18, 2026**

CALL TO ORDER:

The meeting was called to order by President A.D. Jenkins at 7:30 p.m. He announced that a quorum was present, and the meeting had been duly called, and that notice of the meeting had been posted in accordance with the Texas Open Meeting Act, Texas Government Code Chapter 551.

MEMBERS PRESENT:

A.D. Jenkins, President, Randy Randle, Vice President, Lisa Lobb, Secretary, Nuzhat Hye, Kelly Snapp, Heather Stroup

ABSENT:

ALSO PRESENT:

Magda Hernandez, Superintendent, Ahna Gomez, Deputy Superintendent, Fernando Natividad, Chief Financial Officer, Dr. Dorian Galindo, Chief of Staff, Andre Smith, Chief of Administrative Services, Devendra Shah, Chief of Technology, Wesley Nute, District Legal Counsel, Jenmy Alvarado, Administrative Assistant to Chief of Staff, Laura Marquez, Administrative Assistant to Deputy Superintendent, Litzy Ambrocio, Executive Assistant to Superintendent and Board of Trustees

PUBLIC COMMENTS:

INVOCATION AND PLEDGE OF ALLEGIANCE:

The invocation was given by Deacon James Baird at Holy Family of Nazareth Catholic Church and pledges to the flags were led by Gilbert Elementary School students.

RECOGNITIONS:

A.D Jenkins recognized **Maria Cristina Gonzalez, Pre-K Bilingual Teacher** at Johnston Elementary School, as the **Teacher of the Month**. Randy Randle recognized **Arely Morales Perez, SpED LIFE** Paraprofessional at Schulze Elementary School, as the **Employee of the Month**. Lisa Lobb recognized **Maylin Contreras**, who was nominated by Crockett Middle School, as the **Guest Educator of the Month**.

SPECIAL RECOGNITION:

1. Recognition of 2025-2026 Participants in Irving ISD’s Leaders Excelling & Advancing Performance (LEAP) Programs
2. Recognition of Southwestern American Choral Directors Association Individual Winner
3. Recognition National Thespian Finalist
4. Recognition of Texas Art Education Association’s State Competition Winners
5. Recognition of Irving ISD Special Olympics Athletes

A. CONSENT AGENDA ITEMS

1. Approval of Minutes of April 20, 2026 Board Meetings
2. Approval of Financial Statement for March 2026
3. Approval of Resolution and Order No. 25-26-15 Authorizing May Amendment to the 2025-2026
4. Approval of the Supplements to the Irving ISD Tax Rolls
5. Approval of ADSY Waiver for Submission to TEA
6. Approval of the Award for Request for Qualifications (RFQ) No. 26-16-732 for Property, Casualty, and Liability Insurance Consulting Services
7. Approval of the Award for Request for Proposal (RFP) No. 26-17-887 for PK STEM Lab Supplies & Materials
8. Consider Approval of the 2026-2027 School Board Meeting Schedule

A. Superintendent Emeritus Agreement

MOTION:

Motion was made by Trustee Stroup to approve the consent agenda items. Second by Trustee Randle. Motion passed 7-0.

BOARD MEMBER	FOR	AGAINST	ABSTAIN	ABSENT
A.D Jenkins	x			
Michael Kelley	x			
Lisa Lobb	x			
Nuzhat Hye	x			
Randy Randle	x			
Mary Richarte	x			
Tom Robles	x			

Motion was made by Trustee Jenkins Seconded by Lisa Lobb. 7-0

BOARD MEMBER	FOR	AGAINST	ABSTAIN	ABSENT
A.D Jenkins	x			
Michael Kelley	x			
Lisa Lobb	x			
Nuzhat Hye	x			
Randy Randle	x			
Mary Richarte	x			
Tom Robles	x			

SUPERINTENDENT ANNOUNCEMENTS:

The Superintendent welcomed new trustee Snapp and highlighted recent student achievements, including Nimitz High School senior Samara Cruz qualifying for the UIL State Academic Meet and Irving High School sophomore Valeria Aviles becoming the first Irving ISD student in 22 years to qualify for the UIL State Theatrical Design Competition. She also shared details about upcoming graduation ceremonies, including the district’s first graduation for Cardwell graduates, and invited the community to attend open house events for the new Barton, Crockett, and Farine schools funded through the 2023 bond program. As the school year enters its final weeks, the Superintendent thanked students, staff, and families for their support, encouraged everyone to finish the year strong, and expressed pride in the accomplishments and excellence demonstrated across Irving ISD.

BOARD ANNOUNCEMENT

Board members welcomed newly elected Trustees Snapp and Stroup and expressed excitement about working together to continue supporting Irving ISD students, staff, and families. Trustees highlighted their participation in recent district and community events, including the Community Resource Fair, Breakfast with the Stars, Teacher of the Year celebrations, student performances, campus legacy celebrations, the Small Business Kickoff, and the Irving Athletic Hall of Fame, while praising student achievements and community partnerships. As the school year comes to a close, board members thanked teachers, staff, students, and families for their hard work and support, expressed enthusiasm for upcoming graduations, and wished everyone a safe and enjoyable summer.

EXECUTIVE SESSION:

Go into Executive Session at 8:34, p.m

A. Section 551.071 - To seek the advice of the Board's attorney about:

1. Pending or Contemplated Litigation, Settlement Offer, or Matter Under

Investigation

2. A Matter in Which the Professional Duty of the Attorney to the Board

Conflicts with the Applicable Provisions of the Texas Open Meetings Act.

B. Section 551.072 - To deliberate the purchase, exchange, sale, lease or value of real property if such deliberation in open session would have a detrimental effect on the Board's position in negotiations with a third party

C. Section 551.074 - To deliberate the appointment, employment, resignation, evaluation, reassignment, proposed non-renewals, termination, duties, discipline, or dismissal of a public officer or employee; or to hear a complaint or charge against an officer or employee.

Reconvene into Open Session at 8:34 p.m.

ADJOURNMENT:

There being no further business, the meeting was adjourned at approximately 8:34 pm.



**IRVING INDEPENDENT SCHOOL DISTRICT
SPECIAL CALLED – BOARD OF TRUSTEES
4:30 P.M.
2621 W. AIRPORT FREEWAY, IRVING, TEXAS, 75062
MONDAY MAY 18, 2026**

CALL TO ORDER:

The meeting was called to order by A.D Jenkins at 4:32 P.M. He announced that a quorum was present, and the meeting had been duly called, and that notice of the meeting had been posted in accordance with the Texas Open Meeting Act, Texas Government Code Chapter 551.

MEMBERS PRESENT:

A.D Jenkins, President, Michael Kelley, Vice President, Lisa Lobb, Secretary, Randy Randle, Nuzhat Hye, Mary Richarte, Tom Robles

ABSENT:

ALSO PRESENT:

Magda Hernandez, Superintendent, Ahna Gomez, Deputy Superintendent, Fernando Natividad, Chief Financial Officer, Dr. Dorian Galindo, Chief of Staff, Andre Smith, Chief of Administrative Services, Devendra Shah, Chief of Technology, Wesley Nute, District Legal Counsel, Jenmy Alvarado, Administrative Assistant to Chief of Staff, Laura Marquez, Administrative Assistant to Deputy Superintendent, Litzy Ambrocio, Executive Assistant to Superintendent and Board of Trustees

PUBLIC COMMENTS: N/A

SPECIAL RECOGNITION: Recognize the Outstanding Service to the Irving Independent School District of Departing Board of Trustee Member Mr. Michael Kelley

DISCUSSION

- A. Issue Certificate of Election to Trustees of Single Member Districts 1 and 2

- B. Judge Sasha Moreno will Administer the Oath of Office and Take Statements of Elected Officers for Trustees of Single Member Districts 1 and 2
- C. Vote to Elect Board of Trustee Officers for the Newly Elected Panel of the Irving ISD Board of Trustees

MOTION:

Trustee A.D. Jenkins moves to approve the results of the election, and Trustee Randle seconded. Motion passes 7-0.

BOARD MEMBER	FOR	AGAINST	ABSTAIN	ABSENT
A.D Jenkins	x			
Randy Randle	x			
Lisa Lobb	x			
Nuzhat Hye	x			
Heather Stroup	x			
Mary Richarte	x			
Kelly Snapp	x			

Trustee Lisa Lobb nominated Trustee A.D. Jenkins as the Board President and seconded by Randy Randle. Motion passed 7-0.

BOARD MEMBER	FOR	AGAINST	ABSTAIN	ABSENT
A.D Jenkins	x			
Randy Randle	x			
Lisa Lobb	x			
Nuzhat Hye	x			
Heather Stroup	x			
Mary Richarte	x			

Trustee Nuzhat Hye nominated Trustee Randy Randle as Vice President and seconded by Trustee Mary Richarte. Motion passed 7-0

BOARD MEMBER	FOR	AGAINST	ABSTAIN	ABSENT
A.D Jenkins	x			
Randy Randle	x			
Lisa Lobb	x			
Nuzhat Hye	x			
Heather Stroup	x			
Mary Richarte	x			

Trustee Mary Richarte nominated Lisa Lobb as secretary and President A.D. Jenkins seconded. Motion passed 7-0.

BOARD MEMBER	FOR	AGAINST	ABSTAIN	ABSENT
A.D Jenkins	x			
Randy Randle	x			
Lisa Lobb	x			
Nuzhat Hye	x			
Heather Stroup	x			
Mary Richarte	x			

Judge Moreno administered the Oath of Office for Heather Stroup as Elected Officer for Trustee Single Member District 1

Judge Moreno administered the Oath of Office for Kelly Snapp as Elected Officer for Trustee Single Member District 2

EXECUTIVE SESSION:

Go into Executive Session at 6:12p.m

A. Section 551.071 - To seek the advice of the Board's attorney about:

1. Pending or Contemplated Litigation, Settlement Offer, or Matter Under Investigation
2. A Matter in Which the Professional Duty of the Attorney to the Board Conflicts with the Applicable Provisions of the Texas Open Meetings Act.

B. Section 551.072 - To deliberate the purchase, exchange, sale, lease or value of real property if such deliberation in open session would have a detrimental effect on the Board's position in negotiations with a third party

C. Section 551.074 - To deliberate the appointment, employment, resignation, evaluation, reassignment, proposed non-renewals, termination, duties, discipline, or dismissal of a public officer or employee; or to hear a complaint or charge against an officer or employee.

D. Safety and Security – Discussion of District-Wide Intruder Detection Audit report findings – District Vulnerability Assessment

Reconvene into Open Session at 6:15 p.m.

ADJOURNMENT:

The work session adjourned 6:15pm



**IRVING INDEPENDENT SCHOOL DISTRICT
SPECIAL CALLED – BOARD OF TRUSTEES
5:00 P.M.
2621 W. AIRPORT FREEWAY, IRVING, TEXAS, 75062
FRIDAY, MAY 29, 2026**

CALL TO ORDER:

The meeting was called to order by President A.D. Jenkins at 10:31 a.m. He announced that a quorum was present, and the meeting had been duly called, and that notice of the meeting had been posted in accordance with the Texas Open Meeting Act, Texas Government Code Chapter 551.

MEMBERS PRESENT:

A.D. Jenkins, President, Randy Randle, Vice President, Lisa Lobb, Secretary, Nuzhat Hye, Mary Richarte, Heather Stroup, Kelly Snapp

ABSENT:

ALSO PRESENT:

Magda Hernandez, Superintendent, Ahna Gomez, Deputy Superintendent, Fernando Natividad, Chief Financial Officer, Dorian Galindo, Chief of Staff, Andre Smith, Chief of Administrative Services, Devendra Shah, Chief of Technology, Wesley Nute, District Legal Counsel, Jenmy Alvarado, Administrative Assistant to Chief of Staff, Laura Marquez, Special Assistant to Deputy Superintendent of Human Resources, Litzzy Ambrocio, Executive Assistant to Superintendent and Board of Trustees

PUBLIC COMMENTS:

Sarah Stevens, 1414 Woodcreek Dr. Flower Mound, 75028

Deanna Terrel, 2806 Wildwood

DISCUSSION

- A. Consider Approval of Naming Lone Finalist Dr. Dorian Galindo the Next Superintendent of Schools for Irving ISD
- B. Consider Approval of Superintendent Contract

EXECUTIVE SESSION:

Go into Executive Session at 10:37 a.m

A. Section 551.074 - To deliberate the appointment, employment, resignation, evaluation, reassignment, proposed non-renewals, termination, duties, discipline, or dismissal of a public officer or employee; or to hear a complaint or charge against an officer or employee.

Reconvene into Open Session at 10:51 a.m.

MOTION:

Motion was made by Trustee Randy Randle to approve Dr. Galindo as the next Superintendent of Irving ISD. Seconded by Trustee Lisa Lobb. Trustee Heather Snapp and Kelly Snapp abstained from voting since they were not part of the interview process. Motion passed 5-2 abstain.

BOARD MEMBER	FOR	AGAINST	ABSTAIN	ABSENT
A.D Jenkins	x			
Randy Randle	x			
Lisa Lobb	x			
Nuzhat Hye	x			
Heather Stroup			x	
Mary Richarte	x			
Kelly Snapp			x	

Motion was made by Trustee Randy Randle to approve the Superintendent contract. Seconded by Trustee Lisa Lobb. Motion passed 7-0.

BOARD MEMBER	FOR	AGAINST	ABSTAIN	ABSENT
A.D Jenkins	x			
Randy Randle	x			
Lisa Lobb	x			
Nuzhat Hye	x			
Heather Stroup	x			
Mary Richarte	x			
Kelly Snapp	x			

ADJOURNMENT:

The work session adjourned at 11:23 a.m.

Date given Superintendent: _____

Date returned by Superintendent: _____

STATE OF TEXAS

COUNTY OF DALLAS

SUPERINTENDENT'S TERM CONTRACT

The BOARD OF TRUSTEES ("Board") of the IRVING INDEPENDENT SCHOOL DISTRICT ("IISD") and Dr. Dorian Galindo ("Superintendent") pursuant to Section 11.201 of the Texas Education Code agree to the following terms and conditions of employment as Superintendent for IISD.

I. Term

- 1.1 The Superintendent shall be employed on a 12-month basis, for a term of 3 years, commencing on July 1, 2026 and ending on June 30, 2029. This contract is not for a specific number of days within a year, and there are no "non-duty" days under this contract.
- 1.2 IISD may by action of the Board, and with the consent of the Superintendent, extend the term of this term contract.
- 1.3 The Board has not adopted any policy, rule, regulation, law, or practice providing for tenure. No right of tenure is created by this term contract. No property interest, express or implied, is created in continued employment beyond the contract term.

II. Employment

- 2.1 *Duties.* The Superintendent is the educational leader and chief executive of the district and shall faithfully perform the duties of the Superintendent of Schools for the IISD, as prescribed by Texas law and in the adopted job description and as may lawfully be assigned by action of the Board, and shall comply with all lawful Board directives, state and federal law, district policy, rules, and regulations as they exist or may hereafter be amended. The Superintendent shall perform the duties of the Superintendent of Schools for the IISD with reasonable care, diligence, skill, and expertise and shall devote substantially all of her time, skill, labor, and attention to her employment and the performance of these duties during the term of this term contract.
- 2.2 *Professional Certification.* The Superintendent shall at all times during employment by IISD hold a valid certificate required of a superintendent by the State of Texas and issued by the Texas Education Agency or the State Board of Educator Certification and all other certificates required by law. If the Superintendent's certification expires, is canceled, or is revoked, then this Contract is void.
- 2.3 *Representations.* The Superintendent represents that she has made written disclosure to the Board of any conviction for a felony or for any offense involving moral turpitude. The

Superintendent shall also be subject to a criminal history record check, and her employment is contingent upon such results being favorable and consistent with information previously disclosed to the Board. The Superintendent also agrees that, during the term of this Contract, the Superintendent will notify the Board in writing of any arrest or of any indictment, conviction, no contest or guilty plea, or other adjudication of the Superintendent for any felony, any offense involving moral turpitude, and any of the other mandatory reporting offenses as indicated in state or federal law or regulations or Board policy. The Superintendent agrees to provide such notification in writing within three (3) calendar days of the event or any shorter period specified in Board policy. The Superintendent represents that any records or information provided in connection with her employment application, certification, employment history, and payroll and personnel records are true and correct. Any knowingly false statements, misrepresentations, omissions of requested information, or fraud by the Superintendent in or concerning any required records or in the employment application may be grounds for termination or nonrenewal, as applicable.

- 2.4 *Reassignment.* The Board may reassign the Superintendent to another position only if the Superintendent expressly consents in writing.
- 2.5 *Board Meetings.* The Superintendent shall attend all meetings of the Board, both open to the public and closed, unless a majority of the Board determines that the Superintendent should be excluded. The Superintendent generally shall be excluded from all or a portion of those closed meetings devoted to the consideration of any matter regarding the Superintendent's employment, the Superintendent's salary and benefits, and the Superintendent's evaluation and from those closed meetings devoted to interpersonal relationships between individual Board members.
- 2.6 *Criticisms, Complaints.* Board members shall refer in a timely manner all substantive criticisms, complaints, and suggestions called to the Board member's attention either: (a) to the Superintendent for study and/or appropriate action, and the Superintendent shall refer such matter(s) to the appropriate District employee or shall investigate such matter(s) and shall within a reasonable time inform the entire Board in writing of the results of such efforts; or, (b) to the appropriate complaint resolution procedure as established by District Board policies. Provided, however, nothing in this section shall be construed to limit or inhibit in any manner any person's statutory right to talk to any board member, the board members' rights to talk to community members and employees, or the board members' right to talk to the internal auditor, and the Superintendent shall not retaliate in any manner against any employee or community member who speaks directly to any Board member.
- 2.7 *Extensions.* The Board and the Superintendent (collectively the "Parties") may extend the term of this Contract by agreement or as permitted by state law at any time during the Contract Term but not until after the Superintendent's second formal appraisal. Failure to extend a contract shall not constitute contract nonrenewal. No property interest, express or implied, is created in continued employment beyond the term of this Contract.

III. Compensation and Benefits

- 3.1 *Salary.* During the first year of the contract, the IISD shall provide the Superintendent with an annual salary not less than two hundred ninety thousand five hundred dollars (\$290,500). The annual salary shall be paid to the Superintendent in equal monthly installments consistent with the Board's policies.
- 3.2 *Salary Adjustments.* The Board will consider all compensation regularly and determine if increases are warranted by performance, longevity, and general economic conditions. Such adjustments, if any, shall be effective on the July 1 following approval of the adjustment and shall be in the form of a written addendum to this term contract or a new contract shall be issued. Excluding the 2026-2027 school year, the Board, in its sole discretion, may award salary increases at any constitutionally-permissible time through an amendment to this Contract, but shall ensure that the Superintendent shall receive an annual increase that reflects at least the same percentage increase that the Board granted to teachers for the then-current school year. The salary for the remaining years' of the Contract shall not be less than the salary stated in this Contract, except as required by paragraph 3.1 of this Contract or by mutual written agreement of the parties.
- 3.3 *Vacation, Holidays, Leave Benefit.* Subject to the Board's approval of the scheduling, the Superintendent may take 15 days of vacation each year of this contract. The Superintendent may be paid up to fifteen (15) unused vacation days each year, to be paid at the Superintendent's daily rate based upon a 230 day contract. These vacation days will be taken at times that will least interfere with the performance of the Superintendent's duties as set forth in this term contract. Unused vacation does not accumulate from year to year and cannot be converted into compensation at the termination of the employment relationship or any other time. The Superintendent shall observe the same holidays and breaks as provided by the Board's adopted annual calendar. The Superintendent shall be subject to the leave policies applicable to all employees as stated in adopted board policy.
- 3.4 *Travel Allowance and Expenses.* The IISD shall provide the Superintendent with an travel allowance in the sum of \$1,000 per month. This allowance includes compensation for all mileage and fuel within forty (40) miles from the District Administrative Offices. The Superintendent shall be reimbursed for other reasonable travel in furtherance of IISD's business at actual costs, unless expenses are paid with a district-provided credit card. The automobile travel allowance and other economy class travel expenses may be reviewed by the Board, and the Board by policy may limit or require pre-approval for out-of-district travel. The Superintendent shall comply with all reimbursement procedures and documentation requirements in accordance with Board policies and District practice.
- 3.5 *Insurance.* IISD shall pay the same amount to provide the health and medical insurance as is available to all IISD employees.
- 3.6 *Technology:* The Superintendent shall be provided a mobile telephone for business use, in accordance with District practice, and at District's expense. In addition, the District shall provide the Superintendent with a laptop computer and/or tablet for professional use, at the sole expense of the District, and in accordance with District practice.

- 3.7 *Residence in District.* The Superintendent shall establish residence within the IISD no later than 6 months after the beginning date of this contract.
- 3.8 *Civic Activities.* The Superintendent is encouraged to participate in community and civic affairs including chamber of commerce, civic clubs, governmental committees, and educational organizations. The cost of membership in such activities, if any and subject to Board approval in advance, shall be borne by the IISD. The Board shall permit a reasonable amount of release time for the Superintendent, as the Board deems appropriate, to attend such seminars, courses or meetings.
- 3.9 *Professional Organizations.* The Board encourages the use of data and information sources, and shall encourage the participation of the Superintendent in pertinent education seminars and courses offered by public or private institutions or by educational associations, as well as the participation in informational meetings with those individuals whose particular skills, expertise, or backgrounds would serve to improve the capacity of the Superintendent to perform the Superintendent's professional responsibilities for the District. The cost of membership in two professional organizations shall be borne by IISD. The Board concludes that such membership will serve a legitimate purpose related to the educational mission of the District. The District will reimburse the Superintendent for the reasonable expenses of membership in said organizations, subject to Board approval. Provided, however, the Board hereby approves the Superintendent's membership in the following organizations: Texas Association of School Administrators, American Association of School Administrators, Association of Latino Administrators and Supervisors, Irving Chamber of Commerce, Hispanic Chamber of Commerce, Texas School Alliance, National School Board Association, Texas Association of Latino Superintendents and Supervisors, and Texas Association of School Boards.
- 3.10 *Outside Employment.* With prior written consent of the Board after an open session vote, the Superintendent may serve as a consultant or undertake speaking engagements, writing, teaching or other professional duties and obligations outside the District (referred to collectively herein as "Consulting Services") that do not conflict or interfere with the Superintendent's professional responsibilities to the District, and which shall be at no expense to the District. The Superintendent may accept a reimbursement of expenses for such Consulting Services at no expense to the District. Consulting Services provided by the Superintendent under the terms and conditions of this paragraph must be consistent with state and federal law, including, but not limited to Texas Education Code Section 11.201(e). For any outside employment, the Superintendent agrees to comply with applicable ethics rules, laws, and Board policy regarding reporting potential and actual conflicts of interest. In addition, the Superintendent agrees to provide information regarding income from such activities to the District as necessary for financial reporting requirements.
- 3.11 *Legal Proceedings.* In a case when the Superintendent has no individual professional liability insurance coverage, IISD shall provide the Superintendent with a legal defense of the District's choice, and the costs and expenses related to that defense for demands,

claims, suits, actions, and legal proceedings brought against the Superintendent in his or her individual or official capacity as agent and employee of the IISD, provided that the Board determines that the Superintendent was acting in good faith and within the course and scope of his or her employment and that the legitimate interests of the IISD require legal defense on behalf of the public interest. IISD may purchase insurance to fulfill its obligation under this paragraph. IISD's obligation to provide legal defense under this paragraph shall survive the termination of this contract, but shall not survive the statute of limitations for any claim eligible for defense under this paragraph.

- 3.12 *Indemnification:* To the extent permitted by applicable law, including, but not limited to Texas Civil Practice & Remedies Code Chapter 101, the District agrees to defend, hold harmless, and indemnify the Superintendent from any and all demands, claims, suits, actions, judgments, expenses, and attorneys fees incurred in any legal proceedings brought against the Superintendent in the Superintendent's individual or official capacity as an employee and as Superintendent of the District, acting within the course and scope of the Superintendent's employment (Covered Claim).

The term "Covered Claim" excludes any demands, claims, suits, actions, judgments, expenses and attorneys' fees where it is determined that the Superintendent committed official misconduct, or committed a willful or wrongful act or omission, or an act or omission constituting gross negligence, or acted in bad faith. This indemnity also excludes any costs, fees, expenses, or damages that would be recoverable or payable under an insurance contract, held either by the District or by the Superintendent. The District's obligation to indemnify does not apply to criminal investigations or criminal proceedings.

The District and the Superintendent shall select the Superintendent's legal counsel for any Covered Claim by agreement if such legal counsel is not on the District's legal counsel. If legal defense is provided through insurance coverage, the Superintendent's right to agree to legal counsel provided for the Superintendent will depend on the terms of the applicable insurance contract. This indemnity provision shall survive the termination of this Contract.

While employed as the Superintendent of the District, the Superintendent agree to fully cooperate with the District in the defense of any and all demand, claims, suits actions, and legal proceedings brought against the District, regardless of whether the Superintendent is named as a party. After the Superintendent is no longer employed by the District, the Superintendent agrees to reasonably cooperate with the District in the defense of any and all demands, claims, suits, actions, and legal proceedings brought against the District, regardless of whether the Superintendent is named as a party. Contingent on the Superintendent's providing such reasonable cooperation, the District shall reimburse the Superintendent's reasonable related expenses, including travel and lodging expenses and any salary lost by virtue of her taking time off from her then current employment to assist the District at its request, if the Superintendent is no longer an employee of the District. Request for assistance from the Superintendent with respect to such matters shall be made through the Board of Trustees' President, any successor superintendent, and/or legal counsel for the District, and the amount to be reimbursed to the Superintendent shall be

mutually agreed upon in advance. The Parties obligations under this paragraph shall continue after the termination of this Contract.

IV. Review of Performance

- 4.1 *Development of Goals.* Development of Goals. The Superintendent shall submit to the Board a preliminary list of goals for the District each year (“District Goals”) for the Board’s consideration and adoption. The Superintendent and the Board shall then meet, and the Board shall approve, or revise and approve, the list of District Goals. The Superintendent shall then submit to the Board for its revision or approval a plan to implement the goals and shall submit for approval, or revision and adoption, the Superintendent’s recommended Superintendent Performance Goals. The Superintendent and the Board shall meet semi-annually to assess all of the District Goals and Superintendent Performance Goals and may adjust or revise the goals either by action of the Board or upon recommendation of the Superintendent and approval, or revision and adoption, of the Board. The District Goals and the Superintendent Performance Goals approved by the Board shall at all times be reduced to writing and shall be among the criteria on which the Superintendent’s performance is reviewed and evaluated. The Superintendent shall be responsible for placing on the Board’s meeting agendas the meetings necessary to accomplish the Board and Superintendent responsibilities of this paragraph.
- 4.2 *Time and Basis of Evaluation.* The Board shall evaluate and assess in writing the performance of the Superintendent at least once each year during the term of this term contract. The evaluation and assessment shall be reasonably related to the duties of the Superintendent. The Board, at its discretion, may evaluate and assess the performance of the Superintendent as many times during the year as it deems appropriate. The evaluation of the Superintendent shall at all times be conducted in closed meeting. The Board’s evaluation and assessment of the Superintendent shall be reasonably related to the duties of the Superintendent as outlined in state and federal statutes and regulations, Board policy, and the Superintendent’s job description; and shall be based at least in part on the District’s progress toward accomplishing the District Goals and the Superintendent’s progress toward accomplishing the Superintendent’s Performance Goals. The Superintendent shall be responsible for placing on the Board’s meeting agendas the meetings necessary to accomplish the Board and Superintendent annual responsibilities of this paragraph.
- 4.3 *Evaluation Format and Procedure.* The evaluation format and procedure shall be adopted by the Board. In the event that the Board members, collectively or individually, as a part of the evaluation process, determine that the performance of the Superintendent is unsatisfactory in any material respect, they shall describe in writing, in reasonable detail, the evaluation criteria on which the Superintendent is deemed deficient, and shall, to the extent possible, identify specific instances of unsatisfactory performance, which can be provided to the Superintendent by any individual board member. The evaluation may include recommendations as to areas of improvement in all instances where the Board deems performance to be unsatisfactory, but the Superintendent shall be expected to know how to improve her job performance once deficiencies are pointed out to her. A copy of the written evaluation shall be delivered to the Superintendent immediately after delivery

of the written evaluation to the Superintendent, the Board shall meet with the Superintendent to discuss the evaluation and the Superintendent's working relationship with the Board. The Superintendent shall have the right to make a written response to the evaluation within thirty (30) days of receipt of the written evaluation from the board. That response shall become a permanent attachment to the evaluation in the Superintendent's personnel file. The Board, in its discretion, may meet with the Superintendent to discuss the Superintendent's response. In the event the Board deems that the evaluation instrument, format, and/or procedure is to be modified by the Board and such modifications would require new or different performance expectations, the Superintendent shall be provided a reasonable period of time, not less than six months, in the discretion of the Board, to demonstrate such expected performance before being evaluated on new performance expectations.

- 4.4 *Confidentiality.* Unless the Superintendent expressly requests otherwise in writing, the evaluation of the Superintendent shall at all times be conducted in executive session and shall be considered confidential to the extent permitted by law. Nothing herein shall prohibit the Board or the Superintendent from sharing the content of the Superintendent's evaluation with their respective legal counsel. The Board shall adopt the completed evaluation in open session; provided, however, that such adoption shall not make the evaluation a public document.

V. Renewal or Nonrenewal of Term Contract

- 5.1 *Renewal/Nonrenewal.* Contract renewal or nonrenewal shall be in accordance with Board policy and Section 21.212 of the Texas Education Code. It is expressly agreed by the parties that "loss of confidence in the Superintendent by the Board" shall be a valid ground for nonrenewal pursuant to Section 21.212 of the Texas Education Code.
- 5.2 *Appeal.* If the Superintendent is aggrieved by the Board's decision, she may appeal to the Commissioner of Education in accordance with Subchapter G, Chapter 21, of the Texas Education Code.

VI. Termination of Contract

- 6.1 *Mutual Agreement.* This term contract may be terminated by the mutual agreement of the Superintendent and the Board in writing, upon such terms and conditions as are mutually agreed.
- 6.2 *Resignation.* The Superintendent may leave the employment of the district at the end of a school year without penalty by filing a written resignation with the Board not later than the 45th day before the first day of instruction of the following school year.
- 6.3 *Retirement or Death.* This term contract shall terminate upon the retirement or death of the Superintendent.

6.4 *Dismissal or Suspension Without Pay for Good Cause.* The Board may dismiss the Superintendent, or suspend without pay for a period not to extend beyond the end of a school year, during the term of this term contract for good cause, defined generally as failure to perform duties or responsibilities within the scope of employment or as set forth under the terms and conditions of this term contract that a Texas school superintendent of ordinary prudence would have done under the same or similar circumstances, including any conduct that is inconsistent with the continued existence of the Board-Superintendent relationship. The following are examples of conduct and situations which may constitute “good cause,” but the term is not limited in meaning by this list:

- (1) Insubordination or failure to comply with written or oral directives issued by action of the Board or failure to comply with Board policies;
- (2) Any sexual misconduct with a student or employee or any conduct that endangers or has the potential to endanger the health or safety of one or more students or employees;
- (3) Incompetence or inefficiency in the performance of required or assigned duties as documented by evaluations, supplemental memoranda, or other written communication when the Board has provided the Superintendent a reasonable opportunity to remediate any incompetence or inefficiency that is remediable;
- (4) Neglect of duties;
- (5) Drunkenness or excessive use of alcoholic beverages;
- (6) Illegal use of drugs, hallucinogens, or other substances regulated by the Texas Dangerous Drug Act or the Texas Controlled Substances Act;
- (7) Conviction of a felony or any crime involving moral turpitude; conviction of a lesser included offense pursuant to a plea when the original charged offense is a felony; deferred adjudication for a felony or any crime involving moral turpitude, when the conviction or deferred adjudication occurs during the term of employment;
- (8) Failure to meet the IISD’s standards of professional conduct;
- (9) Failure to comply with reasonable IISD professional development requirements;
- (10) Excessive absences, i.e., absences not in compliance with district policy or procedures, including applicable state and federal law.
- (11) Immorality, which is conduct the Board determines is not in conformity with the accepted moral standards of the community encompassed by the IISD. Immorality is not confined to sexual matters, but includes conduct inconsistent with rectitude or indicative of criminal acts, fraud, theft, dishonesty, deceit, corruption, indecency, or depravity;
- (12) Failure to make a reasonable effort to achieve and maintain an effective working relationship or good rapport with parents, the community, or staff, unless the relationship or good rapport is not achieved or maintained due to no fault of the Superintendent.
- (13) Physical threats explosive temper, or assault on a community member, parent, Board member, District contractor, employee or student, or other behavior that presents a danger of physical harm to herself or others;
- (14) Falsifying records or documents related to the IISD’s activities;

- (15) Failure to perform the Superintendent's duties in the scope of employment that a person of ordinary prudence would have done under same or similar circumstances, and which is inconsistent with the continued existence of the employer-employee relationship;
- (16) Failure to fulfill duties or responsibilities as set forth in state or federal statute or regulation, Board policy, Board or District goals, Board directives, or under the terms and conditions of this Contract;
- (17) Deficiencies, incompetence or inefficiency in the performance of required or assigned duties as documented by evaluations, supplemental memoranda, or other written or oral communication from the Board; provided, however, the terms and conditions of this paragraph shall not justify good cause unless the Board has provided the Superintendent a reasonable opportunity to remediate any incompetency or inefficiency, unless such deficiency, incompetence or inefficiency constitutes "good cause" for immediate employment termination under Texas law;
- (18) Conscious misrepresentation of facts or intentional withholding of pertinent information to the Board or other District, federal, state or local officials in the conduct of the District's business;
- (19) A breach of the duty of trust or failure to take reasonable steps to maintain an effective, close, positive, and professional working relationship with the Board, or;
- (20) Any other reason constituting "good cause" under Texas law.

6.5 *Termination or Suspension Without Pay Procedure.* In the event that the Board proposes to terminate this term contract or suspend the Superintendent without pay for "good cause," the Superintendent shall be afforded all the rights as set forth in Board policies and Subchapter F, Chapter 21, of the Texas Education Code.

VII. Miscellaneous

- 7.1 *Controlling Law and Venue.* This term contract shall be governed by the laws of the State of Texas and shall be performed in Dallas County, Texas, unless otherwise provided by law. The Parties agree that mandatory and exclusive venue for any litigation relating to the Superintendent's employment with the District, including this Contract shall be in state district court in Dallas County.
- 7.2 *Complete Agreement.* This term contract embodies the entire understanding between the parties and cannot be varied except by written agreement of the undersigned parties and Board approval of the new or additional writing at a lawfully called meeting. All existing term contracts, both oral and written, between the parties regarding the employment of the Superintendent are superseded by this term contract, and this term contract constitutes the entire agreement between the parties unless amended pursuant to this paragraph or other specific terms of this term contract.
- 7.3 *Paragraph Headings.* The headings used at the beginning of each numbered paragraph in this Contract are not intended to have any legal effect; the headings do not limit or expand the meaning of the paragraphs that follow them.

- 7.4 *Conflicts.* In the event of any conflict between the terms, conditions, and provisions of this term contract and the provisions of the Board's policies or any permissive state or federal law, the terms of this term contract shall take precedence over the contrary provisions of the Board's policies or any such permissive law, unless otherwise prohibited by law.
- 7.5 *Attorneys' Fees.* Both Parties have been represented by legal counsel of their choice, or have had the opportunity to consult with legal counsel in the negotiation and execution of this Contract. The parties agree to waive attorney fees under Texas Local Government Code § 271.153 to the extent that attorney fees would otherwise be available under that law.
- 7.6 *Exhaustion of Remedies.* All procedures referenced in this contract or in Board policies relating to the resolution of any dispute arising from or related to the employment relationship are mandatory and shall constitute contractual adjudication procedures under Texas Local Government Code Section § 271.154. No District employee has the authority to waive a procedure required by this contract or Board policy.
- 7.7 *Limitations.* To the extent the law allows an employee to bring legal action against the District, Employee agrees to bring that complaint within the time prescribed by law or six (6) months from the date of the event forming the basis of the lawsuit, whichever expires first.
- 7.8 *Savings Clause.* In the event any one or more of the provisions contained in this term contract shall, for any reason, be held to be invalid, illegal, or unenforceable, such invalidity, illegality, or unenforceability shall not affect any other provision, and this term contract shall be construed as if such invalid, illegal, or unenforceable provision had never been included.
- 7.9 *Notices.* The Superintendent agrees to keep a current personal email and physical home address on file with the District's Human Resources office and the Board President. The Superintendent agrees that the Board may meet any legal obligation it has to give the Superintendent written notice regarding this Contract or the Superintendent's employment by hand-delivery, email, certified mail, regular mail, and/or express delivery service to the Superintendent's address of record. The Board agrees that the Superintendent may meet any legal obligation to give the Board written notice regarding this Contract or the Superintendent's employment by providing one copy of the notice to the President of the Board and one copy to the Vice President of the Board. The Superintendent may provide such notices by hand delivery, certified mail, regular mail, and/or express delivery service to the Board President and Vice President's addresses of record, as provided to the District.

EXECUTED at the City of Irving, County of Dallas and State of Texas, this 29th day of May, 2026, pursuant to action of the Board of Trustees at a meeting held on May 29, 2026, for which there was a properly posted agenda that included an item related to employment of a superintendent.

IRVING INDEPENDENT SCHOOL DISTRICT

By: 
A.D. Jenkins
President Board of Trustees

ATTEST:
By: 
Lisa Lobb
Board Secretary

By: 
Dr. Dorian Galindo
Superintendent

CONSENT AGENDA ITEM

Monday, June 8, 2026

TOPIC

Consider Approval Of Financial Statement For April 2026

PRESENTED BY

FERNANDO NATIVIDAD

BACKGROUND

The monthly preparation of the financial statement is to provide information about the financial position, performance, and changes in financial position of the district, which can be useful to the Board of Trustees, management, and other stakeholders in making economic decisions.

ADMINISTRATIVE RECOMMENDATION

The Administration recommends that the Board approve the Financial Statements for April 2026.

RECOMMENDED BOARD MOTION

I move the Board to approve the Financial Statements for April 2026.

AGENDA SHEET

MEETING DATE

Monday, June 8, 2026

TOPIC

Consider Approval Of Financial Statement For April 2026

Date: June 8, 2026

To: Fernando Natividad, Chief Financial Officer

From: Mahdia Lalee, Director of Business Operations

Subject: Financial Statements for April 2026

General Operating Fund:

- Total revenue and other sources for the General Operating Fund through April were \$281,216,104 or 84% of budget.
- Total expenditure and other uses for the General Operating Fund through April were \$217,171,602 or 64.4% of budget.

Food Service Fund:

- Total revenue and other sources for the Food Service Fund through April were \$21,703,373 or 84% of budget.
- Total expenditure and other uses for the Food Service Fund through April were \$19,068,824 or 72.1% of budget.

Debt Service Fund:

- Total revenue and other sources for the Debt Service Fund through April were \$69,253,231 or 101.5%.
- Total expenditure and other uses for the Debt Service Fund through April were \$43,485,250 or 63.8% of budget.

Special Revenue Fund:

Special Revenue Funds are used to account for the proceeds of special revenue sources (other than tax assessments, major capital projects, etc.) that are legally restricted to expenditures for specified purposes, such as special education grants.

- Total revenue and other uses for the Special Revenue Fund through April were \$15,206,975.
- Total expenditures and other uses for the Special Revenue Fund through April were \$17,023,524.

Capital Projects Funds

- Total revenue and other uses for the Capital Projects Fund through April were \$12,473,616.
- Total expenditures and other uses for the Capital Project Fund through April were \$105,638,947.

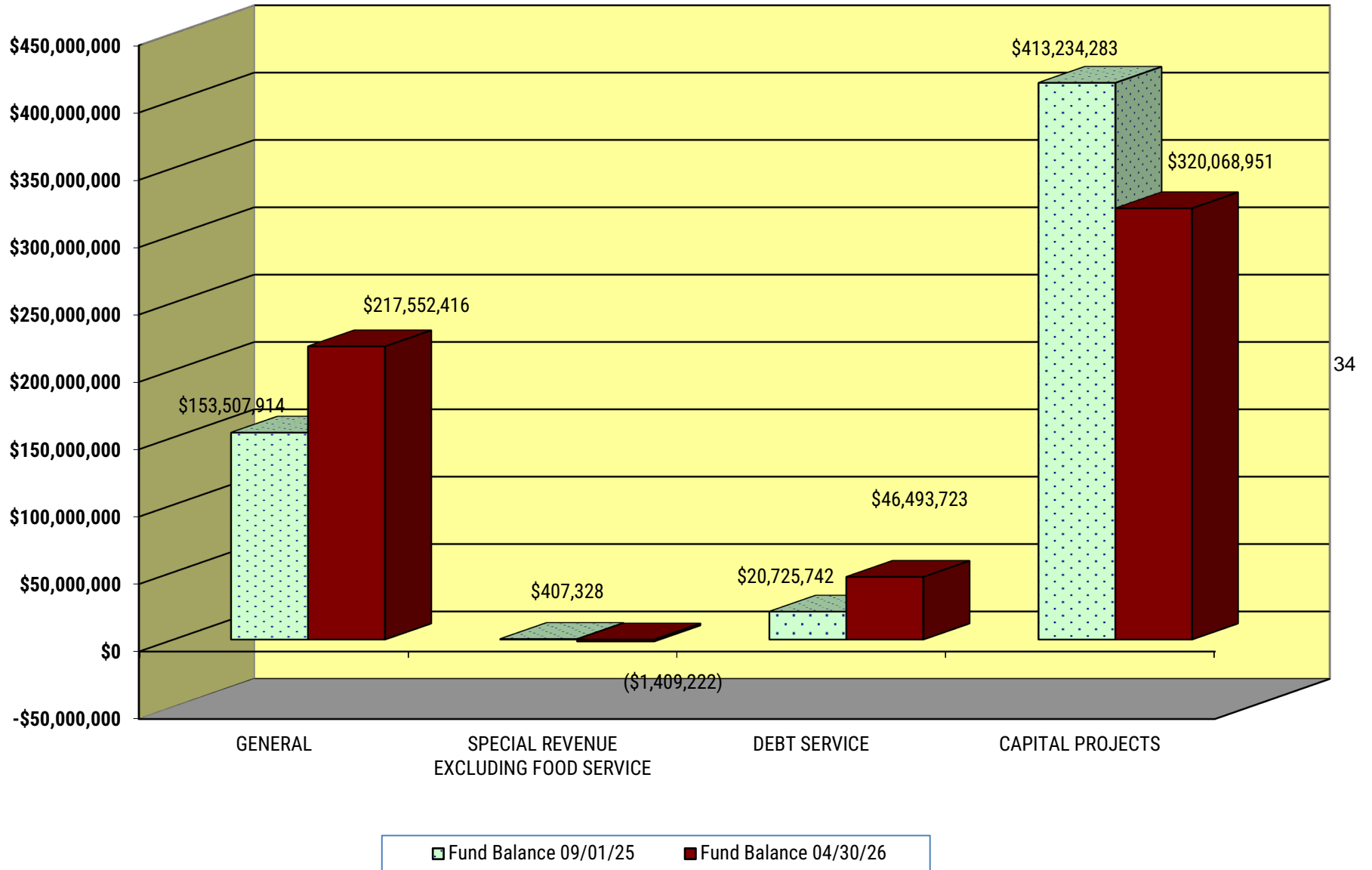
Proprietary Funds

Irving ISD maintains the following Internal Service Funds: Workers' Compensation, Unemployment, Science Refurbishment, and Print Shop Service Center.

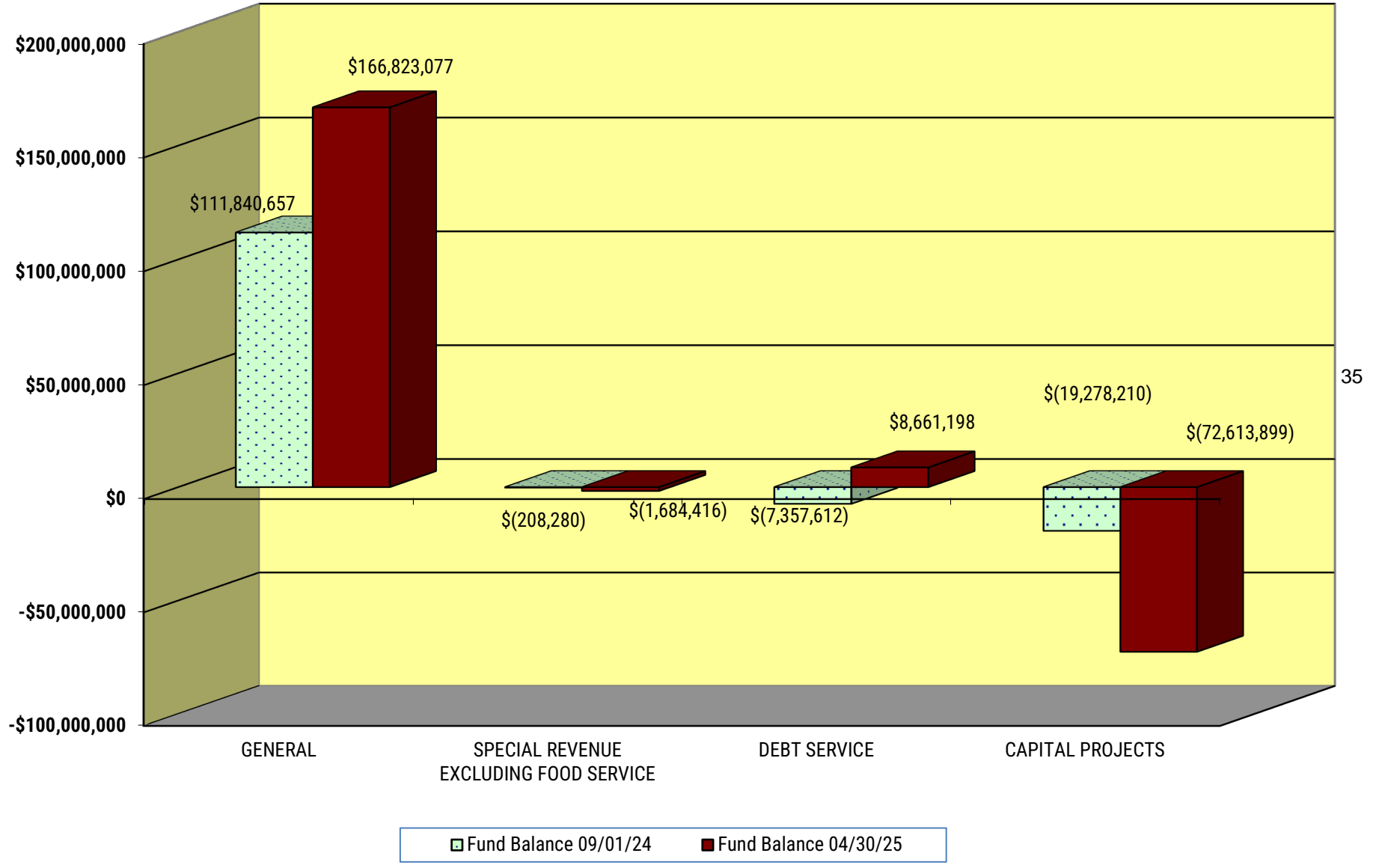
- Total revenue and other sources for the Proprietary Fund through April were \$1,084,344 or 50.9% of budget.
- Total expenditures and other uses for the Capital Project Fund through April were \$1,515,000 or 71.1% of budget.

As of April 30, 2026, total net assets for all the Internal Service Funds were \$1,925,855.

Comparative Fund Balances April 30, 2026

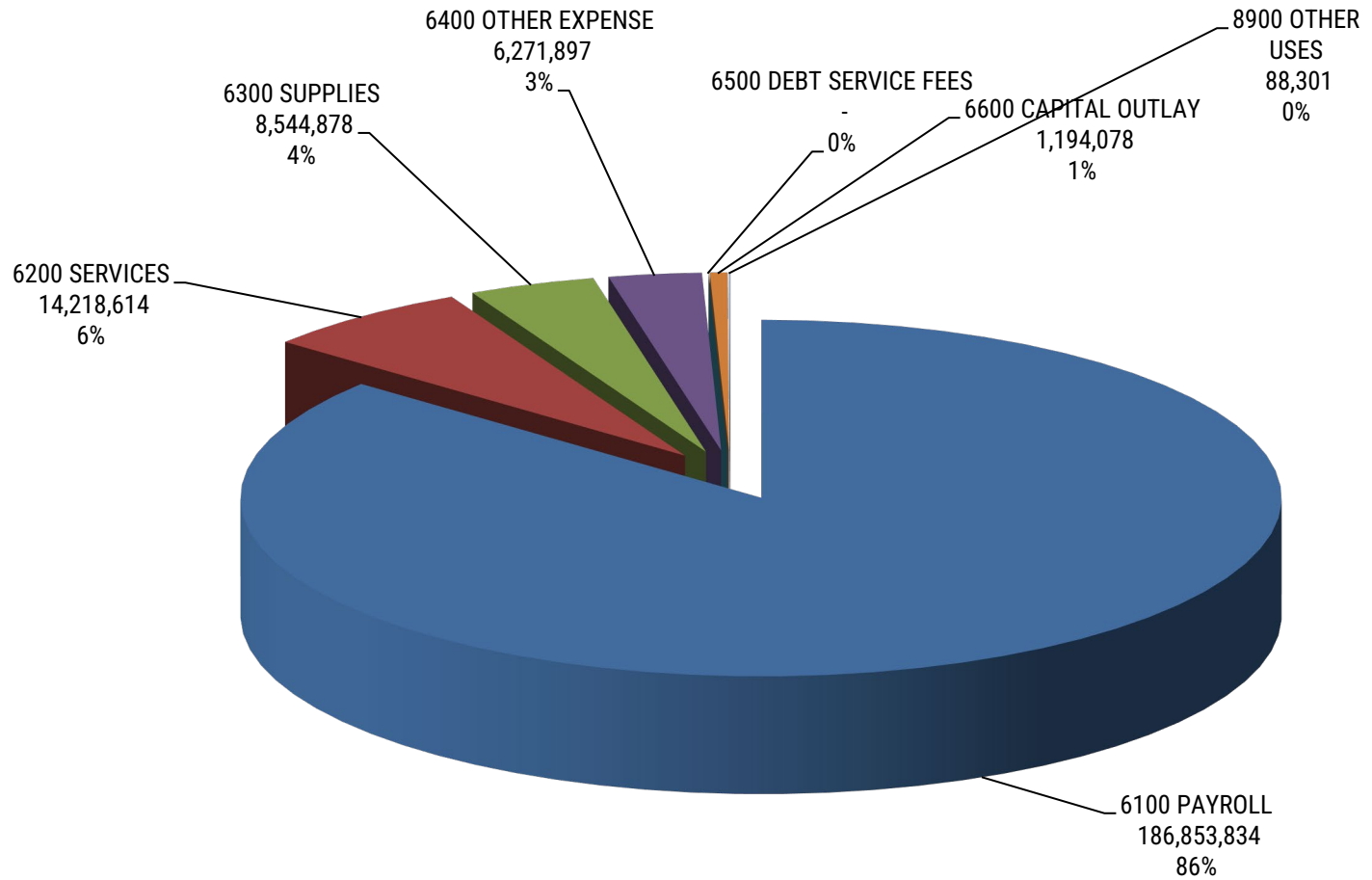


Comparative Fund Balances April 30, 2025



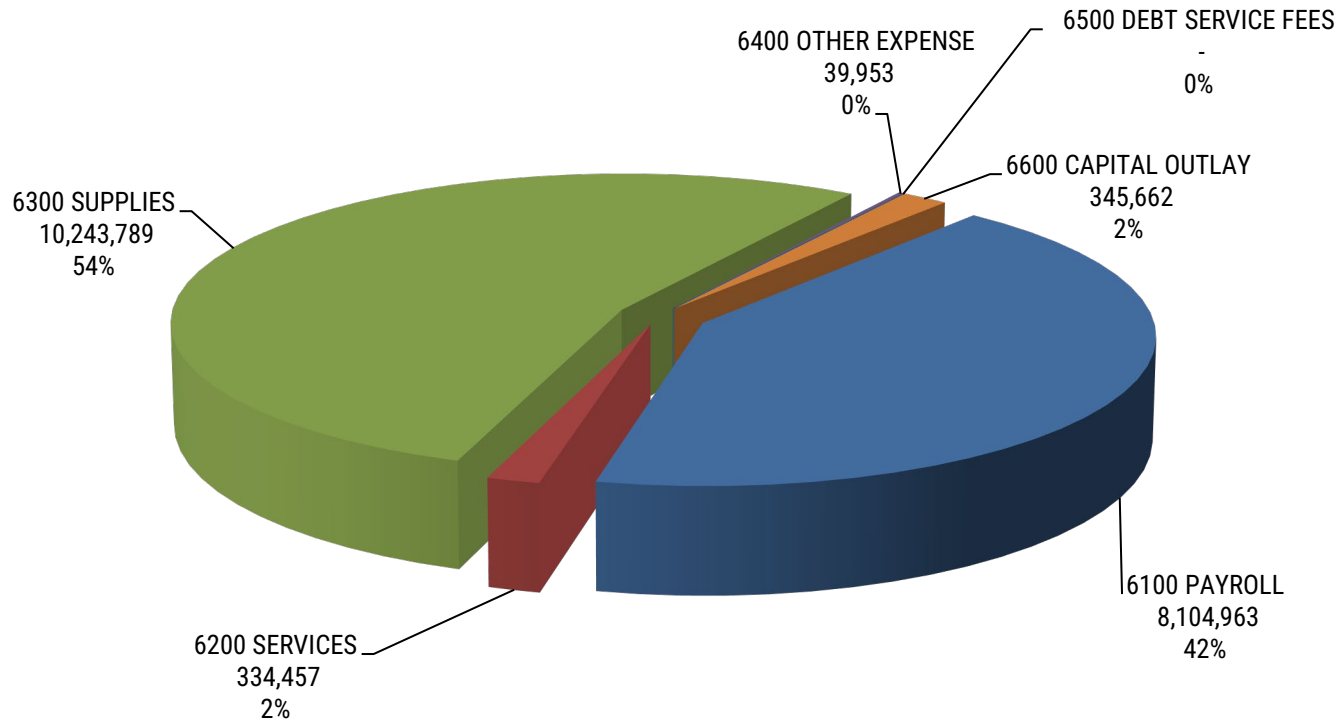
35

General Operating Fund YTD Actual Expenditures April 30, 2026



36

Food Service Fund YTD Actual Expenditures April 30, 2026



**IRVING INDEPENDENT SCHOOL DISTRICT
COMPARISON OF GENERAL OPERATING BUDGET & ACTUAL
April 30, 2026**

	CURRENT YEAR						PRIOR YEAR		
	09/01/2025 to 04/30/2026			04/26 MTD	(OVER) UNDER		09/01/2024 to 04/30/2025		
	BUDGET	ACTUAL	%YTD	ACTUAL	%MTD	YTD BUDGET	BUDGET	ACTUAL	%YTD
REVENUE									
LOCAL RESOURCES:									
5711 TAXES CURRENT YEAR	156,071,373	156,401,413	100.2%	709,184	0.5%	(330,040)	154,020,875	152,137,239	98.8%
5712 DELINQUENT TAXES	231,565	(1,950,844)	-842.5%	(510,787)	-220.6%	2,182,409	228,522	(1,569,661)	-686.9%
5719 OTHER TAX RELATED REVENUE	452,677	1,175,335	259.6%	218,857	48.3%	(722,658)	446,729	1,286,841	288.1%
TOTAL TAXES	156,755,615	155,625,904	99.3%	417,253	0.3%	1,129,711	154,696,126	151,854,419	98.2%
5735 SUMMER SCHOOL	-	-	--	-	--	-	-	-	--
5738 PARKING FEES	4,500	1,244	27.6%	82	1.8%	3,256	4,500	1,905	42.3%
5739 OTHER TUITION AND FEES	100,000	540,323	540.3%	70,371	70.4%	(440,323)	100,000	316,786	316.8%
5742 INVESTMENT EARNINGS	250,000	4,173,274	1669.3%	378,514	151.4%	(3,923,274)	250,000	4,962,590	1985.0%
5743 RENTAL OF FACILITIES	50,000	34,130	68.3%	2,740	5.5%	15,870	50,000	41,183	82.4%
5744 GIFTS AND BEQUESTS	79,441	52,110	65.6%	-	0.0%	27,331	72,101	45,013	62.4%
5745 NET INSURANCE RECOVERY	6,000	8,070	134.5%	-	0.0%	(2,070)	6,000	24,292	404.9%
5746 TIF TAXES COLLECTED	-	-	--	-	--	-	-	-	--
5748 LOST BOOKS-TEXTBOOKS/LIB	-	-	--	-	--	-	-	-	--
5749 MISCELLANEOUS REVENUE	200,000	445,927	223.0%	24,127	12.1%	(245,927)	200,000	687,110	343.6%
5752 ATHLETIC	-	214,132	--	16,246	--	(214,132)	-	234,212	--
5755 ACTIVITY FUND RECEIPTS	1,473,050	679,947	46.2%	80,429	5.5%	793,104	1,534,256	695,343	45.3%
5766 CONCURRENT ENROLLMENT	25,000	74,000	296.0%	-	0.0%	(49,000)	25,000	55,000	220.0%
5767 IRVING SCHOOL FOUNDATION	128,594	72,007	687.6%	20,377	45.8%	(261,498)	122,174	164,692	134.8%
5769 REVENUE FROM INTERMEDIATE	44,500	305,998	279.6%	42,253	1.8%	(4,240,075)	44,500	414,479	931.4%
TOTAL OTHER LOCAL RESOURCES	2,361,086	6,601,160	279.6%	635,139	26.9%	(4,240,075)	2,408,531	7,642,603	317.3%
TOTAL LOCAL RESOURCES	159,116,701	162,227,064	102.0%	1,052,392	0.7%	(3,110,363)	157,104,657	159,497,022	101.5%
STATE RESOURCES:									
5811 PER CAPITA	-	7,983,533	--	1,175,274	--	(7,983,533)	-	9,891,395	--
5812 FOUNDATION ENTITLEMENTS	162,751,250	98,812,915	60.7%	10,469,305	6.4%	63,938,335	150,338,143	86,346,373	57.4%
5819 STATE	-	-	--	-	--	-	-	-	--
5829 TEA/NON-FOUNDATION REVENUE	-	196,547	--	9,188	--	(196,547)	-	137,447	--
5831 STATE TRS ON-BEHALF	11,000,000	10,964,711	99.7%	1,362,561	12.4%	35,289	11,000,000	10,696,104	97.2%
TOTAL STATE RESOURCES	173,751,250	117,957,706	67.9%	13,016,328	7.5%	55,793,544	161,338,143	107,071,318	66.4%
FEDERAL RESOURCES:									
5929 FEDERAL REVENUE-TEA DISTR.	300,000	667,893	222.6%	48,357	16.1%	(367,893)	300,000	708,731	236.2%
5931 SHARS REIMBURSEMENT	1,519,000	176,899	11.6%	31,799	2.1%	1,342,101	3,219,000	307,643	9.6%

**IRVING INDEPENDENT SCHOOL DISTRICT
COMPARISON OF GENERAL OPERATING BUDGET & ACTUAL
April 30, 2026**

	CURRENT YEAR						PRIOR YEAR		
	09/01/2025 to 04/30/2026			04/26 MTD ACTUAL	%MTD	(OVER) UNDER YTD BUDGET	09/01/2024 to 04/30/2025		
	BUDGET	ACTUAL	%YTD	ACTUAL	%MTD	YTD BUDGET	BUDGET	ACTUAL	%YTD
5939 CHILD & ADULT CARE PROGRAM	-	-	--	-	--	-	-	-	--
5946 BABS SUBSIDY	-	-	--	-	--	-	-	-	--
5949 ROTC	250,000	183,118	73.2%	45,546	18.2%	66,882	250,000	221,057	88.4%
5959 SHARED SERVICE ARRANGEMENT	-	3,423					-	1,604	
TOTAL FEDERAL RESOURCES	2,069,000	1,031,333	49.8%	126,023	6.1%	1,037,667	3,769,000	1,239,034	32.9%
OTHER SOURCES:									
7912 SALE OF FIXED ASSETS	-	-	--	-	--	-	-	-	--
7913 LEASE/PURCHASE PROCEEDS	-	-	--	-	--	-	-	-	--
7915 INTERFUND TRANSFERS IN	-	-	--	-	--	-	-	-	--
7918 SPECIAL ITEMS	-	-	--	-	--	-	-	-	--
7949 SBITA PROCEEDS	-	-	--	-	--	-	-	-	--
TOTAL OTHER REVENUE SOURCES	-	-	--	-	--	-	-	-	--
TOTAL GENERAL OPERATING REVENUE:	334,936,951	281,216,104	84.0%	14,194,743	4.2%	53,720,847	322,211,800	267,807,375	83.1%

**IRVING INDEPENDENT SCHOOL DISTRICT
COMPARISON OF GENERAL OPERATING BUDGET & ACTUAL
April 30, 2026**

	CURRENT YEAR						PRIOR YEAR		
	09/01/2025 to 04/30/2026			04/26 MTD		(OVER) UNDER	09/01/2024 to 04/30/2025		
	BUDGET	ACTUAL	%YTD	ACTUAL	%MTD	YTD BUDGET	BUDGET	ACTUAL	%YTD
EXPENDITURES									
11 INSTRUCTION:									
6100 PAYROLL	188,538,346	123,777,088	65.7%	15,236,606	8.1%	64,761,258	175,597,463	120,552,663	68.7%
6200 CONTRACTED SERVICES	1,068,296	560,918	52.5%	19,636	1.8%	507,379	1,179,842	684,783	58.0%
6300 SUPPLIES	11,200,646	2,729,536	24.4%	167,574	1.5%	8,471,110	7,262,559	3,579,798	49.3%
6400 OTHER EXPENSE	1,973,455	1,027,667	52.1%	205,068	10.4%	945,788	2,184,022	1,482,198	67.9%
6600 CAPITAL OUTLAY	630,791	582,642	92.4%	-	0.0%	48,149	574,445	523,940	91.2%
TOTAL INSTRUCTION	203,411,535	128,677,852	63.3%	15,628,884	7.7%	74,733,684	186,798,330	126,823,382	67.9%
12 LIBRARY:									
6100 PAYROLL	2,781,795	1,807,421	65.0%	226,108	8.1%	974,374	3,827,527	1,740,784	45.5%
6200 CONTRACTED SERVICES	17,517	15,017	85.7%	1,254	7.2%	2,500	31,677	25,585	80.8%
6300 SUPPLIES	668,610	378,703	56.6%	114,486	17.1%	289,907	779,132	499,090	64.1%
6400 OTHER EXPENSE	38,203	24,852	65.1%	4,815	12.6%	13,351	32,088	16,117	50.2%
6600 CAPITAL OUTLAY	3,387	2,437	71.9%	-	0.0%	951	16,604	10,936	65.9%
TOTAL LIBRARY	3,509,513	2,228,431	63.5%	346,663	9.9%	1,281,082	4,687,029	2,292,513	48.9%
13 STAFF DEVELOPMENT:									
6100 PAYROLL	3,000,660	1,713,064	57.1%	206,434	6.9%	1,287,595	3,217,932	1,790,140	55.6%
6200 CONTRACTED SERVICES	198,941	89,960	45.2%	15,445	7.8%	108,981	242,802	47,017	19.4%
6300 SUPPLIES	427,846	291,622	68.2%	2,193	0.5%	136,223	439,911	341,189	77.6%
6400 OTHER EXPENSE	527,097	285,911	54.2%	81,713	15.5%	241,186	486,325	157,889	32.5%
6600 CAPITAL OUTLAY	65,052	65,012	99.9%	-	0.0%	40	4,150	2,075	50.0%
TOTAL STAFF DEVELOPMENT	4,219,594	2,445,569	58.0%	305,784	7.2%	1,774,025	4,391,120	2,338,309	53.3%
21 INSTRUCTIONAL ADMINISTRATION:									
6100 PAYROLL	5,829,694	3,585,496	61.5%	450,404	7.7%	2,244,198	6,390,518	3,826,096	59.9%
6200 CONTRACTED SERVICES	878,117	121,212	13.8%	10,852	1.2%	756,905	267,348	160,044	59.9%
6300 SUPPLIES	920,441	618,416	67.2%	6,332	0.7%	302,025	828,787	289,874	35.0%
6400 OTHER EXPENSE	309,993	131,960	42.6%	11,403	3.7%	178,034	325,278	195,932	60.2%
6600 CAPITAL OUTLAY	47,701	34,998	73.4%	-	0.0%	12,703	51,802	49,521	95.6%
TOTAL INSTRUCTIONAL ADMINISTRATION	7,985,946	4,492,081	56.2%	478,992	6.0%	3,493,864	7,863,733	4,521,466	57.5%
23 SCHOOL ADMINISTRATION:									
6100 PAYROLL	19,205,882	11,951,288	62.2%	1,444,273	7.5%	7,254,594	17,608,552	12,442,208	70.7%
6200 CONTRACTED SERVICES	236,721	123,450	52.1%	4,132	1.7%	113,272	287,537	200,066	69.6%

**IRVING INDEPENDENT SCHOOL DISTRICT
COMPARISON OF GENERAL OPERATING BUDGET & ACTUAL
April 30, 2026**

	CURRENT YEAR						PRIOR YEAR		
	09/01/2025 to 04/30/2026			04/26 MTD	(OVER) UNDER		09/01/2024 to 04/30/2025		
	BUDGET	ACTUAL	%YTD	ACTUAL	%MTD	YTD BUDGET	BUDGET	ACTUAL	%YTD
6300 SUPPLIES	360,992	199,303	55.2%	20,458	5.7%	161,689	425,591	272,644	64.1%
6400 OTHER EXPENSE	499,367	281,047	56.3%	63,846	12.8%	218,320	578,099	316,285	54.7%
6600 CAPITAL OUTLAY	14,305	4,606	32.2%	-	0.0%	9,699	130,262	129,827	99.7%
TOTAL SCHOOL ADMINISTRATION	20,317,267	12,559,693	61.8%	1,532,709	7.5%	7,757,574	19,030,040	13,361,031	70.2%

**IRVING INDEPENDENT SCHOOL DISTRICT
COMPARISON OF GENERAL OPERATING BUDGET & ACTUAL
April 30, 2026**

	CURRENT YEAR						PRIOR YEAR		
	09/01/2025 to 04/30/2026			04/26 MTD		(OVER) UNDER	09/01/2024 to 04/30/2025		
	BUDGET	ACTUAL	%YTD	ACTUAL	%MTD	YTD BUDGET	BUDGET	ACTUAL	%YTD
31 COUNSELING SERVICES:									
6100 PAYROLL	14,724,775	9,188,961	62.4%	1,142,207	7.8%	5,535,814	14,154,015	9,644,223	68.1%
6200 CONTRACTED SERVICES	3,202,343	2,521,200	78.7%	74,943	2.3%	681,143	2,639,953	2,386,879	90.4%
6300 SUPPLIES	760,010	600,263	79.0%	19,831	2.6%	159,747	678,918	459,364	67.7%
6400 OTHER EXPENSE	106,789	69,889	65.4%	5,712	5.3%	36,901	119,459	74,824	62.6%
6600 CAPITAL OUTLAY	-	-	-	-	-	-	3,291	3,291	100.0%
TOTAL COUNSELING SERVICES	18,793,917	12,380,313	65.9%	1,242,693	6.6%	6,413,604	17,595,636	12,568,581	71.4%
32 ATTENDANCE SERVICES:									
6100 PAYROLL	395,918	273,831	69.2%	32,100	8.1%	122,087	867,793	266,567	30.7%
6200 CONTRACTED SERVICES	2,950	1,450	49.2%	150	5.1%	1,500	750	-	0.0%
6400 OTHER EXPENSE	7,000	-	0.0%	-	0.0%	7,000	2,247	-	0.0%
TOTAL ATTENDANCE SERVICES	405,868	275,281	67.8%	32,250	7.9%	130,587	870,790	266,567	30.6%
33 HEALTH SERVICES:									
6100 PAYROLL	3,469,633	2,278,849	65.7%	283,444	8.2%	1,190,784	3,248,712	2,248,720	69.2%
6200 CONTRACTED SERVICES	3,946	1,014	25.7%	590	15.0%	2,932	4,163	779	18.7%
6300 SUPPLIES	109,275	56,930	52.1%	2,632	2.4%	52,345	111,205	82,985	74.6%
6400 OTHER EXPENSE	5,300	2,577	48.6%	81	1.5%	2,722	8,000	1,433	17.9%
6600 CAPITAL OUTLAY	2,437	2,437	100.0%	-	0.0%	-	2,075	2,075	100.0%
TOTAL HEALTH SERVICES	3,590,590	2,341,807	65.2%	286,748	8.0%	1,248,783	3,374,156	2,335,992	69.2%
34 PUPIL TRANSPORTATION:									
6100 PAYROLL	9,702,845	6,903,578	71.2%	901,606	9.3%	2,799,267	7,690,796	6,569,564	85.4%
6200 CONTRACTED SERVICES	894,581	494,172	55.2%	11,336	1.3%	400,409	779,145	307,383	39.5%
6300 SUPPLIES	800,220	342,779	42.8%	133,673	16.7%	457,441	739,146	(64,761)	-8.8%
6400 OTHER EXPENSE	178,701	346,822	194.1%	10,936	6.1%	(168,121)	176,701	332,554	188.2%
6600 CAPITAL OUTLAY	386,929	52,651	13.6%	19,658	5.1%	334,277	1,520,970	1,105,794	72.7%
TOTAL PUPIL TRANSPORTATION	11,963,276	8,140,002	68.0%	1,077,209	9.0%	3,823,274	10,906,759	8,250,534	75.6%
35 FOOD SERVICE:									
6100 PAYROLL	576,329	435,740	75.6%	55,985	9.7%	140,589	68,898	418,539	607.5%
6300 SUPPLIES	1,600	-	0.0%	-	0.0%	1,600	-	-	--
6400 OTHER EXPENSE	220,000	-	0.0%	-	0.0%	220,000	220,000	-	0.0%
TOTAL FOOD SERVICE	797,929	435,740	54.6%	55,985	7.0%	362,189	288,898	418,539	144.9%

**IRVING INDEPENDENT SCHOOL DISTRICT
COMPARISON OF GENERAL OPERATING BUDGET & ACTUAL
April 30, 2026**

	CURRENT YEAR						PRIOR YEAR		
	09/01/2025 to 04/30/2026			04/26 MTD	(OVER) UNDER		09/01/2024 to 04/30/2025		
	BUDGET	ACTUAL	%YTD	ACTUAL	%MTD	YTD BUDGET	BUDGET	ACTUAL	%YTD
36 EXTRA-CURRICULAR ACTIVITIES:									
6100 PAYROLL	4,715,559	3,130,274	66.4%	393,161	8.3%	1,585,285	2,388,233	3,027,023	126.7%
6200 CONTRACTED SERVICES	537,975	641,044	119.2%	16,106	3.0%	(103,069)	557,919	514,602	92.2%
6300 SUPPLIES	628,473	283,325	45.1%	20,157	3.2%	345,147	927,369	468,955	50.6%
6400 OTHER EXPENSE	1,642,675	914,118	55.6%	95,769	5.8%	728,557	1,160,925	987,678	85.1%
6600 CAPITAL OUTLAY	6,010	5,949	99.0%	-	0.0%	61	3,433	3,127	91.1%
TOTAL EXTRA-CURRICULAR ACTIVITIES	7,530,691	4,974,710	66.1%	525,192	7.0%	2,555,982	5,037,879	5,001,386	99.3%

**IRVING INDEPENDENT SCHOOL DISTRICT
COMPARISON OF GENERAL OPERATING BUDGET & ACTUAL
April 30, 2026**

	CURRENT YEAR						PRIOR YEAR		
	09/01/2025 to 04/30/2026			04/26 MTD			09/01/2024 to 04/30/2025		
	BUDGET	ACTUAL	%YTD	ACTUAL	%MTD	(OVER) UNDER YTD BUDGET	BUDGET	ACTUAL	%YTD
41 GENERAL ADMINISTRATION:									
6100 PAYROLL	9,254,319	5,261,416	56.9%	649,757	7.0%	3,992,903	16,258,583	4,895,091	30.1%
6200 CONTRACTED SERVICES	1,628,305	880,301	54.1%	92,994	5.7%	748,003	2,135,923	964,919	45.2%
6300 SUPPLIES	914,411	619,725	67.8%	2,943	0.3%	294,686	949,152	593,994	62.6%
6400 OTHER EXPENSE	566,969	416,651	73.5%	16,721	2.9%	150,319	968,553	386,310	39.9%
6600 CAPITAL OUTLAY	32,159	32,653	101.5%	-	0.0%	(494)	112,291	54,639	48.7%
TOTAL GENERAL ADMINISTRATION	12,396,163	7,210,746	58.2%	762,414	6.2%	5,185,417	20,424,502	6,894,953	33.8%
51 MAINTENANCE:									
6100 PAYROLL	15,706,227	10,297,054	65.6%	1,231,432	7.8%	5,409,173	16,338,862	10,221,152	62.6%
6200 CONTRACTED SERVICES	7,528,142	5,750,684	76.4%	574,627	7.6%	1,777,458	8,099,848	4,874,139	60.2%
6300 SUPPLIES	2,349,366	1,781,778	75.8%	190,369	8.1%	567,588	2,595,348	1,679,967	64.7%
6400 OTHER EXPENSE	2,034,211	2,639,157	129.7%	68	0.0%	(604,946)	1,915,321	2,130,988	111.3%
6600 CAPITAL OUTLAY	218,472	203,729	93.3%	-	0.0%	14,743	166,281	93,670	56.3%
TOTAL MAINTENANCE	27,836,418	20,672,402	74.3%	1,996,496	7.2%	7,164,016	29,115,660	18,999,916	65.3%
52 SECURITY:									
6100 PAYROLL	4,034,660	2,913,441	72.2%	368,898	9.1%	1,121,219	3,259,783	2,753,820	84.5%
6200 CONTRACTED SERVICES	1,487,309	1,105,902	74.4%	7,321	0.5%	381,407	1,023,529	663,982	64.9%
6300 SUPPLIES	247,558	133,793	54.0%	14,108	5.7%	113,765	281,581	239,044	84.9%
6400 OTHER EXPENSE	25,544	17,542	68.7%	50	0.2%	8,002	22,283	18,550	83.2%
6600 CAPITAL OUTLAY	38,100	-	0.0%	-	0.0%	38,100	132,100	129,547	98.1%
TOTAL SECURITY	5,833,170	4,170,678	71.5%	390,377	6.7%	1,662,492	4,719,275	3,804,942	80.6%
53 DATA PROCESSING:									
6100 PAYROLL	2,934,461	2,531,703	86.3%	360,276	12.3%	402,758	2,741,448	1,875,794	68.4%
6200 CONTRACTED SERVICES	1,111,526	945,071	85.0%	118,306	10.6%	166,455	1,097,795	879,085	80.1%
6300 SUPPLIES	697,698	497,013	71.2%	5,402	0.8%	200,684	883,053	564,245	63.9%
6400 OTHER EXPENSE	45,700	12,776	28.0%	2,244	4.9%	32,924	65,600	22,095	33.7%
6600 CAPITAL OUTLAY	9,479	9,479	100.0%	-	0.0%	-	39,082	39,091	100.0%
TOTAL DATA PROCESSING	4,798,864	3,996,043	83.3%	486,229	10.1%	802,821	4,826,979	3,380,309	70.0%
61 COMMUNITY SERVICES:									
6100 PAYROLL	975,707	804,629	82.5%	99,724	10.2%	171,078	2,524,868	207,076	8.2%
6200 CONTRACTED SERVICES	421,343	367,276	87.2%	61,406	14.6%	54,067	433,929	385,893	88.9%
6300 SUPPLIES	52,866	11,690	22.1%	3,448	6.5%	41,176	71,602	20,556	28.7%

**IRVING INDEPENDENT SCHOOL DISTRICT
COMPARISON OF GENERAL OPERATING BUDGET & ACTUAL
April 30, 2026**

	CURRENT YEAR						PRIOR YEAR		
	09/01/2025 to 04/30/2026			04/26 MTD	(OVER) UNDER		09/01/2024 to 04/30/2025		
	BUDGET	ACTUAL	%YTD	ACTUAL	%MTD	YTD BUDGET	BUDGET	ACTUAL	%YTD
6400 OTHER EXPENSE	177,209	100,930	57.0%	28,499	16.1%	76,279	205,612	128,054	62.3%
6600 CAPITAL OUTLAY	324	-	0.0%	-	0.0%	324	125,984	201	0.2%
TOTAL COMMUNITY SERVICES	1,627,450	1,284,525	78.9%	193,076	11.9%	342,925	3,361,994	741,780	22.1%
71 DEBT SERVICE									
6500 DEBT SERVICE FEES	-	-	--	-	--	-	63,750	63,750	100.0%
TOTAL PAYMENTS TO JJAEP	-	-	--	-	--	-	63,750	63,750	100.0%

**IRVING INDEPENDENT SCHOOL DISTRICT
COMPARISON OF GENERAL OPERATING BUDGET & ACTUAL
April 30, 2026**

	CURRENT YEAR						PRIOR YEAR		
	09/01/2025 to 04/30/2026			04/26 MTD	(OVER) UNDER		09/01/2024 to 04/30/2025		
	BUDGET	ACTUAL	%YTD	ACTUAL	%MTD	YTD BUDGET	BUDGET	ACTUAL	%YTD
81 FACILITIES:									
6200 CONTRACTED SERVICES	-	-	--	-	--	-	-	-	--
6300 SUPPLIES & MATERIALS	-	-	--	-	--	-	-	-	--
6400 OTHER EXPENSE	-	-	--	-	--	-	-	-	--
6600 CAPITAL OUTLAY	272,718	197,486	72.4%	-	0.0%	75,232	39,827	188,054	472.2%
TOTAL FACILITIES	272,718	197,486	72.4%	-	0.0%	75,232	39,827	188,054	472.2%
95 PAYMENTS TO JJAEP:									
6200 CONTRACTED SERVICES	190,000	13,260	7.0%	1,482	0.8%	176,740	190,000	82,230	43.3%
TOTAL PAYMENTS TO JJAEP	190,000	13,260	7.0%	1,482	0.8%	176,740	190,000	82,230	43.3%
97 PAYMENTS TO TIF:									
6400 OTHER EXPENSE	-	-	--	-	--	-	-	-	46
TOTAL PAYMENTS TO TIF	-	-	--	-	--	-	-	-	--
99 INTERGOVERNMENTAL CHARGES:									
6200 CONTRACTED SERVICES	782,242	586,683	75.0%	-	0.0%	195,559	740,232	554,470	74.9%
TOTAL INTERGOVERNMENTAL CHARGES	782,242	586,683	75.0%	-	0.0%	195,559	740,232	554,470	74.9%
OTHER USES:									
8911 INTERFUND TRANSFERS OUT	88,301	88,301	100.0%	-	0.0%	-	-	-	--
TOTAL OTHER USES	88,301	88,301	100.0%	-	0.0%	-	-	-	--
TOTAL 6000 EXPENDITURES:	336,351,452	217,171,602	64.6%	25,343,186	7.5%	119,179,850	324,326,588	212,888,705	65.6%
EXCESS (DEFICIENCY) REVENUE OVER EXPENDITURES:	(1,414,501)	64,044,502		(11,148,442)			(2,114,788)	54,918,671	
BEGINNING FUND BALANCE:	137,785,495	159,263,053					111,463,930	144,056,710	
ENDING FUND BALANCE:	136,370,994	223,307,555					109,349,142	198,975,380	

**IRVING INDEPENDENT SCHOOL DISTRICT
COMPARISON OF GENERAL OPERATING BUDGET & ACTUAL
April 30, 2026**

	CURRENT YEAR						PRIOR YEAR		
	09/01/2025 to 04/30/2026			04/26 MTD	(OVER) UNDER		09/01/2024 to 04/30/2025		
	BUDGET	ACTUAL	%YTD	ACTUAL	%MTD	YTD BUDGET	BUDGET	ACTUAL	%YTD
REVENUE SUMMARY:									
LOCAL REVENUE	159,116,701	162,227,064	102.0%	1,052,392	1%	(3,110,363)	157,104,657	159,497,022	101.5%
STATE REVENUE	173,751,250	117,957,706	67.9%	13,016,328	7%	55,793,544	161,338,143	107,071,318	66.4%
FEDERAL REVENUE	2,069,000	1,031,333	49.8%	126,023	6%	1,037,667	3,769,000	1,239,034	32.9%
OTHER SOURCES	-	-	--	-	--	-	-	-	--
TOTAL OTHER REVENUE SOURCES	334,936,951	281,216,104	84.0%	14,194,743	4%	53,720,847	322,211,800	267,807,375	83.1%
APPROPRIATIONS/EXPENDITURES									
BUDGET CATEGORY SUMMARY:									
6100 PAYROLL	285,846,810	186,853,834	65.4%	22,180,809	8%	98,992,975	276,183,983	182,479,459	66.1%
6200 SERVICES	20,190,253	14,218,614	70.4%	1,010,180	5%	5,971,640	19,712,392	12,731,855	64.6%
6300 SUPPLIES	20,140,010	8,544,878	42.4%	569,933	3%	11,595,133	16,973,355	9,026,945	53.2%
6400 OTHER EXPENSE	8,358,213	6,271,897	75.0%	535,648	6%	2,086,316	8,470,512	6,250,908	73.8%
6500 DEBT SERVICE FEES	-	-	--	-	--	-	63,750	63,750	100.0%
6600 CAPITAL OUTLAY	1,727,865	1,194,078	69.1%	-	0%	533,787	2,922,596	2,335,788	79.9%
8900 OTHER USES	88,301	88,301	100.0%	-	0%	-	-	-	--
TOTAL APPROPRIATIONS/EXPENDITURES	336,351,452	217,171,602	64.6%	24,296,570	7%	119,179,850	324,326,588	212,888,705	65.6%

	09/01/2025 to 04/30/2026			04/26 MTD		(OVER) UNDER	09/01/2024 to 04/30/2025		
	BUDGET	ACTUAL	%YTD	ACTUAL	%MTD	YTD BUDGET	BUDGET	ACTUAL	%YTD
REVENUE:									
LOCAL RESOURCES:									
5742 INVESTMENT EARNINGS	80,000	868,331	1085.4%	103,038	128.8%	(788,331)	80,000	985,175	1231.5%
5749 MISCELLANEOUS REVENUE	-	-	0.0%	-	-	-	-	10,985	--
5751 FOOD SERVICES	625,000	490,826	78.5%	66,439	10.6%	134,174	1,000,000	577,881	57.8%
5755 ACTIVITY FUND RECEIPTS	-	-	--	-	-	-	-	-	--
TOTAL LOCAL RESOURCES	705,000	1,359,158	192.8%	169,476	24.0%	(654,158)	1,080,000	1,574,041	145.7%
STATE RESOURCES:									
5829 TEA/NON-FOUNDATION REVENUE	120,000	103,670	86.4%	-	0.0%	16,330	120,000	105,319	87.8%
5839 STATE REVENUE TEXAS GRANTS	-	-	0.0%	-	0.0%	-	-	-	0.0%
TOTAL STATE RESOURCES	120,000	103,670	86.4%	-	0.0%	16,330	120,000	105,319	87.8%
FEDERAL RESOURCES:									
5921 SCHOOL BREAKFAST PROGRAM	6,097,851	5,710,177	93.6%	789,357	12.9%	387,674	6,000,000	5,171,014	86.2%
5922 NATIONAL SCHOOL LUNCH PROGRAM	17,203,697	14,079,544	81.8%	1,987,497	11.6%	3,124,153	15,346,000	14,938,054	97.3%
5923 USDA DONATED COMMODITIES	1,500,000	-	0.0%	-	0.0%	1,500,000	1,500,000	-	0.0%
5938 SUMMER FEEDING PROGRAM	-	-	--	-	--	-	-	-	--
5939 CACFP SUPPER PROGRAM	200,000	450,823	225.4%	78,269	39.1%	(250,823)	200,000	479,896	239.9%
TOTAL FEDERAL RESOURCES	25,001,548	20,240,545	81.0%	2,855,123	11.4%	4,761,003	23,046,000	20,588,965	89.3%
OTHER SOURCES:									
7949 SBITA PROCEEDS	-	-	--	-	--	-	-	-	--
TOTAL OTHER REVENUE SOURCES	-	-	--	-	--	-	-	-	--
TOTAL FOOD SERVICE REVENUE:	25,826,548	21,703,373	84.0%	3,024,600	11.7%	4,123,175	24,246,000	22,268,325	91.8%
EXPENDITURES:									
35 FOOD SERVICE:									
6100 PAYROLL	11,088,542	8,036,798	72.5%	1,037,928	9.4%	3,051,744	10,104,542	7,752,123	76.7%
6200 CONTRACTED SERVICES	895,071	328,937	36.7%	617	0.1%	566,134	719,131	360,902	50.2%
6300 SUPPLIES	12,980,983	10,143,101	78.1%	1,385,130	10.7%	2,837,882	11,803,790	9,654,430	81.8%
6400 OTHER EXPENSE	79,859	39,953	50.0%	3,474	4.4%	39,906	85,364	39,362	46.1%
6600 CAPITAL OUTLAY	1,122,402	345,662	30.8%	60,633	5.4%	776,740	1,202,280	422,062	35.1%
FOOD SERVICE EXPENDITURES	26,166,857	18,894,451	72.2%	2,487,782	9.5%	7,272,406	23,915,106	18,228,878	76.2%
36 EXTRA-CURRICULAR ACTIVITIES:									
6100 PAYROLL	-	-	--	-	--	-	-	-	--
6200 CONTRACTED SERVICES	-	-	--	-	--	-	-	-	--
6300 SUPPLIES	-	-	--	-	--	-	-	-	--
6400 OTHER EXPENSE	-	-	--	-	--	-	-	-	--
6600 CAPITAL OUTLAY	-	-	--	-	--	-	-	-	--
EXTRA-CURRICULAR ACTIVITIES	-	-	--	-	--	-	-	-	--
51 MAINTENANCE:									
6100 PAYROLL	96,275	68,165	70.8%	7,740	8.0%	28,110	80,275	55,120	68.7%
6200 CONTRACTED SERVICES	6,624	5,520	83.3%	5,520	83.3%	1,104	9,980	5,520	55.3%
6300 SUPPLIES	170,247	100,688	59.1%	10,978	6.4%	69,559	192,626	72,602	37.7%
MAINTENANCE EXPENDITURES	273,146	174,373	63.8%	24,238	8.9%	98,773	282,881	133,242	47.1%
71 DEBT SERVICE:									
6500 DEBT SERVICE FEES	-	-	--	-	--	-	-	-	--
DEBT SERVICE EXPENDITURES	-	-	--	-	--	-	-	-	--
81 FACILITIES:									
6200 CONTRACTED SERVICES	-	-	--	-	--	-	-	-	--
6600 CAPITAL OUTLAY	-	-	--	-	--	-	-	-	--
FACILITIES EXPENDITURES	-	-	--	-	--	-	-	-	--
89 OTHER USES:									
8911 INTERFUND TRANSFERS OUT	-	-	--	-	0.0%	-	-	-	--
TOTAL 6000 EXPENDITURES:	26,440,003	19,068,824	72.1%	2,512,020	9.5%	7,371,179	24,197,986	18,362,120	75.9%
EXCESS (DEFICIENCY)									
REVENUE OVER EXPENDITURES:	(613,455)	2,634,549		512,580			48,014	3,906,205	
BEGINNING FUND BALANCE:	16,931,145	23,054,831					5,211,668	14,617,813	
ENDING FUND BALANCE:	16,317,690	25,689,380					5,259,682	18,524,018	

**IRVING INDEPENDENT SCHOOL DISTRICT
COMPARISON OF DEBT SERVICE BUDGET & ACTUAL
April 30, 2026**

	CURRENT YEAR						PRIOR YEAR		
	09/01/2025 to 04/30/2026			04/26	(OVER)		09/01/2024 to 04/30/2025		
	BUDGET	YTD ACTUAL	%YTD	MTD ACTUAL	%MTD	UNDER YTD BUDGET	BUDGET	YTD ACTUAL	%YTD
REVENUE:									
LOCAL RESOURCES:									
5711 TAXES CURRENT YEAR	64,969,192	64,922,166	99.9%	294,382	0.5%	47,026	64,299,650	61,709,431	96.0%
5712 DELINQUENT TAXES	100,000	(847,375)	-847.4%	(219,887)	-219.9%	947,375	100,000	713,452	713.5%
5719 OTHER TAX RELATED REVENUE	-	292,024	--	69,309	--	(292,024)	-	308,882	--
TOTAL TAXES	65,069,192	64,366,815	98.9%	143,805	0.2%	702,377	64,399,650	62,731,765	97.4%
5742 INVESTMENT EARNINGS	300,000	96,959	32.3%	24,929	8.3%	203,041	250,000	103,175	41.3%
TOTAL LOCAL RESOURCES	65,369,192	64,463,774	98.6%	168,734	0.3%	203,041	64,649,650	62,834,940	97.2%
STATE RESOURCES (EDA):									
5829 TEA/NON-FOUNDATION REVENUE	2,837,133	4,789,457	168.8%	-	0.0%	(1,952,324)	-	4,915,245	--
TOTAL STATE RESOURCES	2,837,133	4,789,457	168.8%	-	0.0%	(1,952,324)	-	4,915,245	--
OTHER SOURCES:									
7911 SALE OF BONDS	-	-	--	-	--	-	-	-	49
7915 INTERFUND TRANSERS IN	-	-	--	-	--	-	-	-	--
7916 PREMIUM (DISCOUNT) BONDS PAY	-	-	--	-	--	-	-	-	--
TOTAL OTHER SOURCES	-	-	--	-	0.0%	-	-	-	--
TOTAL REVENUE:	68,206,325	69,253,231	101.5%	312,540	0.5%	(1,046,906)	64,649,650	67,750,185	104.8%
EXPENDITURES:									
71 DEBT SERVICE:									
6500 DEBT SERVICE FEES	68,156,325	43,485,250	63.8%	-	0.0%	24,671,075	64,549,650	51,731,375	80.1%
DEBT SERVICE EXPENDITURES	68,156,325	43,485,250	63.8%	-	0.0%	24,671,075	64,549,650	51,731,375	80.1%
OTHER USES:									
8949 REFUNDING BONDS	-	-	0.0%	-	0.0%	-	-	-	--
TOTAL OTHER USES	-	-	0.0%	-	0.0%	-	-	-	--
TOTAL EXPENDITURES:	68,156,325	43,485,250	63.8%	-	0.0%	24,671,075	64,549,650	51,731,375	80.1%
EXCESS (DEFICIENCY)									
REVENUE OVER EXPENDITURES:	50,000	25,767,981		<u>312,540</u>			100,000	16,018,810	
BEGINNING FUND BALANCE:	13,035,760	16,034,099					8,394,557	14,096,673	
ENDING FUND BALANCE:	13,085,760	41,802,080					8,494,557	30,115,483	

**IRVING INDEPENDENT SCHOOL DISTRICT
COMBINED STATEMENT OF REVENUE, EXPENDITURES, AND CHANGES IN FUND BALANCES
ALL GOVERNMENTAL FUND TYPES
09/01/2025-04/30/2026**

DATA CONTROL CODES		GOVERNMENTAL FUND TYPES			
		100-199	200-499	500-599	600-699
		GENERAL	SPECIAL REVENUE EXCLUDING FOOD SERVICE	DEBT SERVICE	CAPITAL PROJECTS
	REVENUE:				
5700	Local and Intermediate Sources	\$ 162,227,064	\$ 425,072	\$ 64,463,774	\$ 12,473,616
5800	State Program Revenues	117,957,706.34	2,535,906	4,789,457	-
5900	Federal Program Revenues	1,031,333	12,245,997	-	-
5020	Total Revenue:	\$ 281,216,104	15,206,975	69,253,231	12,473,616
	EXPENDITURES:				
0010	Instruction and Instructional-Related Services	133,351,851	11,661,907	-	-
0020	Instructional and School Leadership	17,051,775	2,407,409	-	11,976
0030	Support Services - Student (Pupil)	28,547,853	1,019,704	-	564,702
0040	Administrative Support Services	7,210,746	106,501	-	363,271
0050	Support Services - Nonstudent Based	28,839,123	44,016	-	4,681,888
0060	Community Services	1,284,525	1,783,988	-	-
0070	Debt Service	-	-	43,485,250	9,500
0080	Capital Outlay	197,486	-	-	100,007,611
0090	Intergovernmental Charges/JJAEP/TIF	599,943	-	-	-
6030	Total Expenditures:	217,083,301	17,023,524	43,485,250	105,638,947
	EXCESS (DEFICIENCY) REVENUE OVER (UNDER) EXPENDITURES:	<u>64,132,803</u>	<u>(1,816,550)</u>	<u>25,767,981</u>	<u>(93,165,332)</u>
7900	OTHER FINANCING SOURCES:				
	Proceeds from Sale of Fixed Assets	-	-	-	-
	Proceeds from Sale of Bonds	-	-	-	-
	Premium (Discount) Bonds Payable	-	-	-	-
	Interfund Transfers In	-	-	-	-
7020	Total Other Financing Sources:	-	-	-	-
8900	OTHER FINANCING USES:				
	Refunding Bonds	-	-	-	-
	Interfund Transfers Out	88,301	-	-	-
8030	Total Other Financing Uses:	88,301	-	-	-
	TOTAL OTHER FINANCING SOURCES AND (USES):	<u>(88,301)</u>	<u>-</u>	<u>-</u>	<u>-</u>
1200	EXCESS (DEFICIENCY) REVENUE AND OTHER FINANCING SOURCES OVER (UNDER) EXPENDITURES AND OTHER FINANCING USES:	64,044,502	(1,816,550)	25,767,981	(93,165,332)
0100	FUND BALANCE - September 1 (Beginning):	153,507,914	407,328	20,725,742	413,234,283
3000	FUND BALANCE (DEFICIT) - (Ending):	<u>\$ 217,552,416</u>	<u>\$ (1,409,222)</u>	<u>\$ 46,493,723</u>	<u>\$320,068,951</u>

**IRVING INDEPENDENT SCHOOL DISTRICT
 COMBINED STATEMENT OF REVENUE, EXPENDITURES, AND CHANGES IN FUND BALANCES
 ALL GOVERNMENTAL FUND TYPES
 09/01/2024-04/30/2025**

DATA CONTROL CODES		GOVERNMENTAL FUND TYPES			
		100-199	200-499	500-599	600-699
		GENERAL	SPECIAL REVENUE EXCLUDING FOOD SERVICE	DEBT SERVICE	CAPITAL PROJECTS
	REVENUE:				
5700	Local and Intermediate Sources	\$ 159,497,022	\$ 377,905	\$ 62,834,940	\$ 11,755,249
5800	State Program Revenues	107,071,318.37	1,820,911	4,915,245	-
5900	Federal Program Revenues	1,239,034	14,104,848	-	-
5020	Total Revenue:	\$ 267,807,375	16,303,664	67,750,185	11,755,249
	EXPENDITURES:				
0010	Instruction and Instructional-Related Services	131,454,204	11,866,759	-	276,845
0020	Instructional and School Leadership	17,882,497	1,566,768	-	345,584
0030	Support Services - Student (Pupil)	28,841,599	1,192,490	-	626,843
0040	Administrative Support Services	6,894,953	832,157	-	377,728
0050	Support Services - Nonstudent Based	26,185,167	491,934	-	6,568,815
0060	Community Services	741,780	1,829,691	-	-
0070	Debt Service	-	-	51,731,375	-
0080	Capital Outlay	188,054	-	-	56,895,121
0090	Intergovernmental Charges/JJAEP/TIF	636,700	-	-	-
6030	Total Expenditures:	212,824,955	17,779,800	51,731,375	65,090,937
	EXCESS (DEFICIENCY) REVENUE OVER (UNDER) EXPENDITURES:	<u>54,982,421</u>	<u>(1,476,136)</u>	<u>16,018,810</u>	<u>(53,335,688)</u>
7900	OTHER FINANCING SOURCES:				
	Proceeds from Sale of Fixed Assets	-	-	-	-
	Proceeds from Sale of Bonds	-	-	-	-
	Premium (Discount) Bonds Payable	-	-	-	-
	Operating Transfers In	-	-	-	-
	Special Items	-	-	-	-
	SBITA Proceeds	-	-	-	-
	Interfund Transfers In	-	-	-	7,900,000
7020	Total Other Financing Sources:	-	-	-	7,900,000
8900	OTHER FINANCING USES:				
	Refunding Bonds	-	-	-	-
	Operating Transfers Out	-	-	-	7,900,000
8030	Total Other Financing Uses:	-	-	-	7,900,000
	TOTAL OTHER FINANCING SOURCES AND (USES):	<u>-</u>	<u>-</u>	<u>-</u>	<u>-</u>
1200	EXCESS (DEFICIENCY) REVENUE AND OTHER FINANCING SOURCES OVER (UNDER) EXPENDITURES AND OTHER FINANCING USES:	54,982,421	(1,476,136)	16,018,810	(53,335,688)
0100	FUND BALANCE - September 1 (Beginning):	<u>111,840,657</u>	<u>(208,280)</u>	<u>(7,357,612)</u>	<u>(19,278,210)</u>
3000	FUND BALANCE (DEFICIT) - (Ending):	<u>\$ 166,823,077</u>	<u>\$ (1,684,416)</u>	<u>\$ 8,661,198</u>	<u>\$ (72,613,899)</u>

IRVING INDEPENDENT SCHOOL DISTRICT
 COMPARISON OF INTERNAL SERVICE FUNDS BUDGET & ACTUAL
 April 30, 2026

	CURRENT YEAR						PRIOR YEAR		
	09/01/2025 to 04/30/2026			04/26			09/01/2024 to 04/30/2025		
	BUDGET	YTD ACTUAL	%YTD	MTD ACTUAL	%MTD	(OVER) YTD BUDGET	BUDGET	YTD ACTUAL	%YTD
REVENUE:									
LOCAL RESOURCES:									
5739 OTHER TUITION AND FEES	-	-	-	-	-	-	-	-	-
5742 INVESTMENT EARNINGS	1,000.00	65,380.11	6538.0%	7,758	775.8%	(64,380)	1,000	74,178	7417.8%
5744 GIFTS AND BEQUESTS	-	-	-	-	-	-	-	-	-
5749 MISCELLANEOUS REVENUE	-	647	-	-	-	(647)	435,647	-	0.0%
5751 FOOD SERVICES	-	-	-	-	-	-	-	-	-
5754 INTERFUND TRANSACTIONS	2,040,368	930,016	45.6%	106,846	5.2%	1,110,352	2,040,368	1,003,086	49.2%
5755 ACTIVITY FUND RECEIPTS	-	-	-	-	-	-	250	-	0.0%
5769 REVENUE FROM INTERMEDIATE	-	-	-	-	-	-	-	-	-
TOTAL LOCAL RESOURCES	2,041,368	996,043	48.8%	114,604	5.6%	1,045,325	2,477,265	1,077,263	43.5%
OTHER SOURCES:									
7901 SALE OF REFUNDING BONDS	-	-	0.0%	-	0.0%	-	-	-	0.0%
7911 SALE OF BONDS	-	-	0.0%	-	0.0%	-	-	-	0.0%
7915 INTERFUND TRANSFER IN	88,301	88,301.00	100.0%	-	0.0%	-	-	-	-
7916 PREMIUM (DISCOUNT) BONDS PAY	-	-	0.0%	-	0.0%	-	-	-	0.0%
7999 OTHER MISC SOURCES	-	-	0.0%	-	0.0%	-	-	-	0.0%
TOTAL OTHER SOURCES	88,301	88,301.00	0.0%	-	0.0%	-	-	-	0.0%
TOTAL INTERNAL SERVICE FUNDS REVENUE:	2,129,669	1,084,344	50.9%	114,604	5.4%	1,045,325	2,477,265	1,077,263	43.5%
EXPENDITURES:									
13 STAFF DEVELOPMENT:									
6300 SUPPLIES	-	-	-	-	-	-	-	-	-
TOTAL STAFF DEVELOPMENT	-	-	-	-	-	-	-	-	-
21 INSTRUCTIONAL ADMINISTRATION:									
6100 PAYROLL	-	-	-	-	-	-	225,387	(598)	-0.3%
6200 CONTRACTED SERVICES	-	-	-	-	-	-	-	-	-
6300 SUPPLIES	-	-	-	-	-	-	200,010	-	0.0%
6400 OTHER EXPENSE	-	-	-	-	-	-	10,500	-	0.0%
6600 CAPITAL OUTLAY	-	1,149	-	-	-	(1,149)	-	52	-
TOTAL INSTRUCTIONAL ADMINISTRATION	-	1,149	-	-	-	(1,149)	435,897	(546)	-0.1%
35 FOOD SERVICE									
6100 PAYROLL COSTS	-	-	-	-	-	-	-	-	-
6200 CONTRACTED SERVICES	-	-	-	-	-	-	-	-	-
6300 SUPPLIES	-	-	-	-	-	-	-	-	-
TOTAL EXTRA-CURRICULAR ACTIVITIES:	-	-	-	-	-	-	-	-	-
36 EXTRA-CURRICULAR ACTIVITIES:									
6100 PAYROLL	-	-	-	-	-	-	-	-	-
6200 CONTRACTED SERVICES	-	-	-	-	-	-	-	-	-
6300 SUPPLIES	-	-	-	-	-	-	-	-	-
6400 OTHER OPERATING COST	-	-	-	-	-	-	-	-	-
TOTAL EXTRA-CURRICULAR ACTIVITIES:	-	-	-	-	-	-	-	-	-
41 GENERAL ADMINISTRATION:									
6100 PAYROLL	177,270	88,480	49.9%	11,106	6.3%	88,790	177,270	85,728	48.4%
6200 CONTRACTED SERVICES	421,219	1,287,058	305.6%	7,944	1.9%	(865,839)	1,256,055	1,326,921	105.6%
6300 SUPPLIES	38,289	3,847	10.0%	89	0.2%	34,442	47,814	6,625	13.9%
6400 OTHER EXPENSE	1,345,383	38,558	2.9%	1,007	0.1%	1,306,825	390,840	79,492	20.3%
6600 CAPITAL OUTLAY	101,041	38,940	38.5%	-	0.0%	42,101	127,511	84,532	66.4%
TOTAL GENERAL ADMINISTRATION	2,083,202	1,476,883	70.9%	20,144	1.0%	606,319	1,999,490	1,583,398	79.2%
51 MAINTENANCE:									
6100 PAYROLL	-	-	-	-	-	-	-	-	-
6200 CONTRACTED SERVICES	-	552	-	552	-	(552)	-	-	-
6300 SUPPLIES	3,660	-	0.0%	-	0.0%	3,660	3,660	-	0.0%
6400 OTHER OPERATING COST	42,807	36,417	85.1%	-	0.0%	6,390	41,807	37,555	89.8%
TOTAL EXTRA-CURRICULAR ACTIVITIES:	46,467	36,969	79.6%	552	-	9,498	45,467	37,555	-
61 COMMUNITY SERVICES:									
6100 PAYROLL	-	-	-	-	-	-	-	-	-
6200 CONTRACTED SERVICES	-	-	-	-	-	-	-	-	-
6300 SUPPLIES	-	-	-	-	-	-	-	-	-
6400 OTHER EXPENSE	-	-	-	-	-	-	-	-	-
TOTAL COMMUNITY SERVICES	-	-	-	-	-	-	-	-	-
71 DEBT SERVICE:									
6500 DEBT SERVICE FEES	-	-	-	-	-	-	-	-	-
DEBT SERVICE EXPENDITURES	-	-	-	-	-	9,498	-	-	-
OTHER USES:									
8911 INTERFUND TRANSFERS OUT	-	-	-	-	-	-	-	-	-
TOTAL OTHER USES	-	-	-	-	-	-	-	-	-
TOTAL 6000 EXPENDITURES:	2,129,669	1,515,000	71.1%	20,696	1.0%	614,669	2,480,854	1,620,407	65.3%
NET INCOME (LOSS)	-	(430,656)	-	93,907	-	-	(3,589)	(543,144)	-
BEGINNING FUND BALANCE:	66,265	254,216					189,717	1,112,496	
ENDING FUND EQUITY BALANCE:	66,265	(176,440)					186,128	569,353	

**IRVING INDEPENDENT SCHOOL DISTRICT
COMBINED STATEMENT OF REVENUE, EXPENSES AND
CHANGES IN FUND NET ASSETS
INTERNAL SERVICE FUNDS
09/01/2025-04/30/2026**

	WORKERS COMPENSATION 771	UNEMPLOYMENT 772	SCIENCE REFURBISHMENT 774	PRINTSHOP SERVICE CENTER 775	TOTAL PROPRIETARY FUNDS 700-799
OPERATING REVENUE					
5700 Charges for Services	\$ 854,271	\$ 7,756	\$ -	\$ 68,636	\$ 930,663
5020 Total Operating Revenue	854,271	7,756	-	68,636	930,663
OPERATING EXPENSES					
6100 Payroll Costs	55,007	33,472			88,480
6200 Professional/Contracted Services	1,263,135			24,475	1,287,610
6300 Supplies and Materials	2,409	-		1,438	3,847
6400 Claims, Admin, & Other Expenses	41,718	33,256			74,974
6600 Capital Outlay			1,149	58,940	60,089
6030 Total Operating Expenses	1,362,270	66,729	1,149	84,853	1,515,000
Operating Income (Loss)	(507,998)	(58,973)	(1,149)	(16,217)	(584,337)
NON-OPERATING REVENUE					
5742 Interest Income	65,380	-	-	-	65,380
OTHER SOURCES					
7900 Interfund Transfers In	88,301	-	-	-	88,301
OTHER USES					
8911 Interfund Transfers Out	-	-	-	-	-
CHANGE IN NET ASSETS					
	\$ (354,317)	\$ (58,973)	\$ (1,149)	\$ (16,217)	\$ (430,656)
Total Net Assets - September 1					
0100 (Beginning)	\$ 2,630,054	\$ 333,526	\$ (773,084)	\$ 166,015	\$ 2,356,511
3000 TOTAL NET ASSETS	\$ 2,275,737	\$ 274,553	\$ (774,233)	\$ 149,798	\$ 1,925,855

53

**IRVING INDEPENDENT SCHOOL DISTRICT
COMBINED STATEMENT OF REVENUE, EXPENSES AND
CHANGES IN FUND NET ASSETS
INTERNAL SERVICE FUNDS
09/01/2024-04/30/2025**

	WORKERS COMPENSATION 771	UNEMPLOYMENT 772	SCIENCE REFURBISHMENT 774	PRINTSHOP SERVICE CENTER 775	TOTAL PROPRIETARY FUNDS 700-799
OPERATING REVENUE					
5700 Charges for Services	\$ 868,376	\$ 7,883	\$ -	\$ 126,826	# \$ 1,003,086
5020 Total Operating Revenue	868,376	7,883	-	126,826	1,003,086
OPERATING EXPENSES					
6100 Payroll Costs	52,674	33,054	(598)		85,130
6200 Professional/Contracted Services	1,310,066	6,600		10,256	1,326,921
6300 Supplies and Materials	3,568	-	-	3,056	6,625
6400 Claims, Admin, & Other Expenses	68,621	48,426	-		117,047
6600 Capital Outlay			52	84,632	84,685
6030 Total Operating Expenses	1,434,929	88,080	(546)	97,944	1,620,407
Operating Income (Loss)	(566,553)	(80,197)	546	28,882	(617,321)
NON-OPERATING REVENUE					
5742 Interest Income	74,178	-	-	-	74,178
OTHER SOURCES					
7900 Interfund Transfers In	-	-	-	-	-
OTHER USES					
8911 Interfund Transfers Out	-	-	-	-	-
CHANGE IN NET ASSETS					
Total Net Assets - September 1	\$ (492,375)	\$ (80,197)	\$ 546	\$ 28,882	\$ (543,144)
0100 (Beginning)	\$ 2,760,862	\$ 443,822	\$ (773,614)	\$ 107,071	\$ 2,538,141
3000 TOTAL NET ASSETS	\$ 2,268,487	\$ 363,626	\$ (773,068)	\$ 135,953	\$ 1,994,997

54

CONSOLIDATED BALANCE SHEET FOR GO 2026 8

OBJ	OBJ DESCRIPTION	NET CHANGE FOR PERIOD	ACCOUNT BALANCE
ASSETS			
1111	CASH IN BANK	23,211,707.02	119,391,706.77
1151	IMPREST FUNDS	.00	128.70
1152	IMPREST CAFT/ACCT. OVER/UNDER	.00	-137.15
1153	IMPREST CHANGE FUND	.00	3,653.45
1170	LEGACY TEXAS MMA	2,814.63	1,271,135.08
1173	AGENCY SECURITIES	.00	8,508,388.41
1175	TEXPOOL	3,643.63	1,215,336.16
1176	TEXSTAR	31,604.37	10,601,372.98
1177	LONE STAR POOL	19,350.80	6,478,711.27
1178	TEXAS CLASS	-34,761,785.54	63,230,303.98
1179	LOGIC	31,471.75	10,161,888.37
1180	LANDING ROCK INVESTORS	33,245.96	11,757,664.97
1222	PROPERTY TAXES - DELQ-PRIOR YE	.00	6,591,100.00
1231	ALLOWANCE FOR UNCOLLECTABLE TA	.00	-2,287,966.00
1241	DUE FROM STATE	.00	3,446,664.00
1251	ACCRUED INTEREST	6,525.00	58,729.96
1262	DUE FROM SPECIAL REVENUE	.00	2,677,984.00
1263	DUE FROM I & S	-293.63	-6,991.20
1266	DUE FROM INTERNAL SERVICE FUND	.00	771,403.00
1291	RECEIVABLES	.00	-.25
1295	DUE FROM TRISTAR	.00	-225,471.84
1311	INVENTORIES - GENERAL SUPPLIES	21,343.39	369,925.48
1312	INVENTORIES - SCHOOLDUDE	20,815.48	415,851.22
1313	POSTAGE	.00	94,646.62
1411	DEFERRED EXPENDITURES	.00	57,420.00
1493	RETURNED CHECKS	.00	10,225.34
1495	PREPAID EXPENSE	.00	37,026.30
	TOTAL ASSETS	-11,379,557.14	244,630,699.62
LIABILITIES			
2110	ACTIVE CARD INTEGRATION PAYABL	-232,423.95	-552,226.06
2111	ACCOUNTS PAYABLE	480,513.83	-68,586.45
2113	TAX REFUNDS/ATTNY'S FEE	-25,686.01	-230,693.11
2114	RETAINAGES	.00	40.00
2161	ACCRUED WAGES PAYABLE	.00	-16,067,438.26
2173	DUE TO I&S	.00	-20,091.00
2181	DUE TO STATE	.00	2,318.33
2192	DUE TO EMPLOYEE GROUPS	-642.66	-12,244.14
2199	CREDIT CARD SUSPENSION	.00	-77,117.16
2311	DEFERRED REVENUE	-29.56	-4,307,247.79
	TOTAL LIABILITIES	221,731.65	-21,333,285.64
FUND BALANCE			
3411	RESERVE FOR INVENTORIES	.00	-859,769.00

55

CONSOLIDATED BALANCE SHEET FOR ; C 2026 8

OBJ	OBJ DESCRIPTION	NET CHANGE FOR PERIOD	ACCOUNT BALANCE
FUND BALANCE			
3431	RESERVE FOR PREPAID ITEMS	.00	-104,671.00
3441	RESERVE FOR OUTSTANDING ENCUMB	.00	392,378.42
3591	OTHER DESIGNATED FUND BALANCE	.00	-59,531,270.45
3610	FUND BALANCE FOR PEIMS	.00	-308.23
3611	FUND BALANCE BEG-OF-YEAR	8,607.61	-99,148,557.02
3612	BUDGET SURPLUS/DEFICIT	-39,788.39	1,413,787.31
4310	RESERVE FOR ENCUMBRANCES	-75,187.17	-4,404,655.57
4311	RESERVE FOR ENCUMBRANCES	75,187.17	4,404,655.57
5010	ESTIMATED REVENUE - CO	152,346.25	334,936,950.63
5050	REALIZED REVENUE - CO	-14,193,343.24	-281,216,103.85
6010	APPROPRIATED EXPENDITURES - CO	-112,557.86	-336,351,451.94
6050	EXPENDITURES - CO	25,342,561.12	217,162,240.40
	TOTAL FUND BALANCE	11,157,825.49	-223,306,774.73
	TOTAL LIABILITIES + FUND BALANCE	11,379,557.14	-244,640,060.37

** END OF REPORT - Generated by MIEISHA RUNNELS **

CONSOLIDATED BALANCE SHEET FOR : G 2026 8

OBJ	OBJ DESCRIPTION	NET CHANGE FOR PERIOD	ACCOUNT BALANCE
ASSETS			
1111	CASH IN BANK	-263,672.12	-11,075,210.56
1151	IMPREST FUNDS	.00	1,000.00
1153	IMPREST CHANGE FUND	.00	685.00
1178	TEXAS CLASS	103,037.67	33,266,364.49
1241	DUE FROM STATE	509,851.05	2,675,619.04
1311	INVENTORIES - GENERAL SUPPLIES	.00	180,126.58
	TOTAL ASSETS	349,216.60	25,048,584.55
LIABILITIES			
2110	ACTIVE CARD INTEGRATION PAYABL	-68,200.38	-113,271.74
2111	ACCOUNTS PAYABLE	221,992.13	-4,562.21
	TOTAL LIABILITIES	153,791.75	-117,833.95
FUND BALANCE			
3411	RESERVE FOR INVENTORIES	.00	-180,126.00
3441	RESERVE FOR OUTSTANDING ENCUMB	.00	1,377.40
3451	RESERVE - FOOD SERVICE	.00	-22,905,862.15
3612	BUDGET SURPLUS/DEFICIT	.00	1,401,864.19
4310	RESERVE FOR ENCUMBRANCES	208,733.46	-237,617.03
4311	RESERVE FOR ENCUMBRANCES	-208,733.46	237,617.03
5010	ESTIMATED REVENUE - CO	.00	25,826,548.00
5050	REALIZED REVENUE - CO	-3,008,544.96	-21,703,373.09
6010	APPROPRIATED EXPENDITURES - CO	.00	-26,440,003.19
6050	EXPENDITURES - CO	2,505,536.61	19,068,824.22
	TOTAL FUND BALANCE	-503,008.35	-24,930,750.62
	TOTAL LIABILITIES + FUND BALANCE	-349,216.60	-25,048,584.57

57

** END OF REPORT - Generated by MIEISHA RUNNELS **

CONSOLIDATED BALANCE SHEET FOR DS 2026 8

OBJ	OBJ DESCRIPTION	NET CHANGE FOR PERIOD	ACCOUNT BALANCE
ASSETS			
1111	CASH IN BANK	130,412.84	91,260,942.67
1177	LONE STAR POOL	3,055.49	1,022,986.62
1178	TEXAS CLASS	21,873.42	7,061,977.43
1222	PROPERTY TAXES - DELQ-PRIOR YE	.00	2,238,406.00
1231	ALLOWANCE FOR UNCOLLECTABLE TA	.00	-615,051.00
1261	DUE FROM OPERATING	.00	-57,340,084.99
	TOTAL ASSETS	155,341.75	43,629,176.73
LIABILITIES			
2111	ACCOUNTS PAYABLE	13,098.83	.00
2113	TAX REFUNDS/ATTNY'S FEE	.00	246.89
2171	DUE TO GENERAL FUND	293.63	6,991.20
2184	DUE TO STATE	.00	-210,981.00
2311	DEFERRED REVENUE	.00	-1,623,355.00
	TOTAL LIABILITIES	13,392.46	-1,827,097.91
FUND BALANCE			
3480	RESTRICTED - LT DEBT RETIREMEN	.00	-11,340,194.82
3611	FUND BALANCE BEG-OF-YEAR	.00	-4,693,904.47
3612	BUDGET SURPLUS/DEFICIT	.00	-49,998.12
5010	ESTIMATED REVENUE - CO	.00	68,206,325.00
5050	REALIZED REVENUE - CO	-168,734.21	-69,253,231.41
6010	APPROPRIATED EXPENDITURES - CO	.00	-68,156,325.00
6050	EXPENDITURES - CO	.00	43,485,250.00
	TOTAL FUND BALANCE	-168,734.21	-41,802,078.82
	TOTAL LIABILITIES + FUND BALANCE	-155,341.75	-43,629,176.73

58

** END OF REPORT - Generated by MIEISHA RUNNELS **

CONSENT AGENDA

Monday, June 8, 2026

TOPIC

Consider Approval Of Resolution And Order No. 25-26-16 Authorizing June Amendment To The 2025-2026 Budget

PRESENTED BY

FERNANDO NATIVIDAD

BACKGROUND

In accordance with Texas Education Code Sec. 44.006, "Public funds of the school district may not be spent in any manner other than as provided for in the budget adopted by the board of trustees, but the board may amend a budget or adopt a supplementary emergency budget to cover necessary unforeseen expenses."

ADMINISTRATIVE RECOMMENDATION

The Administration recommends approving Resolution and Order No. 25-26-16 increasing the districts total budgeted revenue to \$428,969,824 and increasing total appropriations to \$430,947,780.

RECOMMENDED BOARD MOTION

I move the Board approve Resolution and Order No. 25-26-16.

AGENDA SHEET

MEETING DATE

Monday, June 8, 2026

RESOLUTION NO.

25-26-16

TOPIC

Consider Approval Of Resolution And Order No. 25-26-16 Authorizing June Amendment To The 2025-2026 Budget

WHEREAS,

The Board Of Trustees Of The Irving Independent School District Heretofore Adopted The District's Budget For The 2025-2026 Fiscal Year Which Contained Estimates Of Resources And Revenues For The Year From Various Sources, And Included Various Capital Projects And Purchases To Be Undertaken During The Fiscal Year, Together With The Estimated Costs Thereof

NOW, THEREFORE, BE IT RESOLVED

BY THE BOARD OF TRUSTEES OF THE IRVING INDEPENDENT SCHOOL DISTRICT THAT THE TRUSTEES ADOPT THE FOLLOWING ORDER

IT IS SO RESOLVED, PASSED, APPROVED AND ENACTED by the Board of Trustees of the Irving Independent School District, Irving, Texas, on: Monday, June 8, 2026 at a duly constituted meeting for which notice was timely given.

AD Jenkins, President
Board of Trustees
Irving Independent School District

ATTEST:

APPROVED AS TO FORM ONLY:

Lisa Lobb, Secretary
Board of Trustees
Irving Independent School District

Wesley Nute
Chief Legal Counsel
Irving Independent School District

Date: June 8, 2026

To: Fernando Natividad, Chief Financial Officer

From: Mahdia Lalee, Director of Business Operations

Subject: June Amendment to the 2025-2026 Budget

General Operating Fund

Total budgeted revenue to increase by \$152,346 dollars and total budgeted appropriations and other uses increase by \$112,558 which is summarized as follows:

Revenue:

➤ Increase to campus activity funds

5767 - Irving Schools Foundation	113,648	
5755 - Activity Fund Receipt	38,698	

\$ 152,346

Appropriations:

➤ Increases (decreases) to campus activity funds (from campus fund balance) to reflect increase in fund balance:

Function 11 - Instruction	79,785	
Function 12 - Library	(1,080)	
Function 13 - Staff Development	(718)	
Function 23 - School Administration	23,558	
Function 36 - Extra-Curricular Activities	10,713	
Function 61 - Community Services	600	112,558

➤ Increases (decreases) to budget for other transfers:

Function 11 - Instruction	(995,601)	
Function 12 - Library	28,214	
Function 13 - Staff Development	(11,270)	
Function 21 - Instructional Administration	(100,516)	
Function 23 - School Administration	125,021	
Function 31 - Guidance and Counseling	669,121	
Function 33 - Health Services	(424)	
Function 34 - Pupil Transportation	(61,000)	
Function 36 - Extra-Curricular Activities	82,937	
Function 41 - General Administration	87,690	
Function 51 - Maintenance and Operation	149,262	
Function 52 - Security and Monitoring Services	5,500	
Function 53 - Data Processing Services	(45,117)	
Function 61 - Community Services	66,485	
Function 81 - Facilities	(302)	0

\$ 112,558

Food Service and Debt Service Fund

There are no proposed budget changes to the Food Service nor Debt Service Fund.

June Amendments to the 2025-2026 Budget

Increasing revenue to \$428,969,824
 Increasing appropriations to \$430,947,780

	Approved Amended Budget	Proposed Amendments	Amended Budget
Revenue:			
General Operating Fund	\$334,784,604	152,346	\$334,936,951
Food Service Fund	25,826,548	-	\$25,826,548
Debt Service Fund	68,206,325	-	\$68,206,325
	<u>\$428,817,477</u>	<u>152,346</u>	<u>\$428,969,824</u>
Appropriations:			
General Operating Fund	336,238,894	112,558	\$336,351,452
Food Service Fund	26,440,003	-	26,440,003
Debt Service Fund	68,156,325	-	68,156,325
	<u>\$430,835,222</u>	<u>112,558</u>	<u>\$430,947,780</u>
Net Decrease to General Operating Fund Balance		<u>39,788</u>	
Net Decrease to Food Service Fund Balance		<u>-</u>	
Net Decrease to Debt Service Fund Balance		<u>-</u>	

IRVING INDEPENDENT SCHOOL DISTRICT
OFFICIAL DISTRICT BUDGET
GENERAL OPERATING FUND
June 2026 BUDGET AMENDMENT

	ORIGINAL BUDGET	PROPOSED AMENDMENTS TO ORIGINAL BUDGET	APPROVED AMENDED BUDGET	PROPOSED AMENDMENTS	NEW AMENDED BUDGET
REVENUE:					
LOCAL RESOURCES:					
5711 TAXES CURRENT YEAR	156,071,373	-	156,071,373	-	156,071,373
5712 DELINQUENT TAXES	231,565	-	231,565	-	231,565
5719 OTHER TAX RELATED REVENUE	452,677	-	452,677	-	452,677
TOTAL TAXES	156,755,615	-	156,755,615	-	156,755,615
OTHER LOCAL REVENUE:					
5735 SUMMER SCHOOL	-	-	-	-	-
5738 PARKING FEES	4,500	-	4,500	-	4,500
5739 OTHER TUITION AND FEES	100,000	-	100,000	-	100,000
5742 INVESTMENT EARNINGS	250,000	-	250,000	-	250,000
5743 RENTAL OF FACILITIES	50,000	-	50,000	-	50,000
5744 GIFTS AND BEQUESTS	70,000	9,441	79,441	-	79,441
5745 NET INSURANCE RECOVERY	6,000	-	6,000	-	6,000
5746 TIF TAXES COLLECTED	-	-	-	-	-
5749 MISCELLANEOUS	200,000	-	200,000	-	200,000
5752 ATHLETIC	-	-	-	-	-
5755 ACTIVITY FUND RECEIPTS	1,000,000	359,402	1,359,402	113,648	1,473,050
5766 CONCURRENT ENROLLMENT	25,000	-	25,000	-	25,000
5767 IRVING SCHOOL FOUNDATION	-	89,896	89,896	38,698	128,594
5769 REVENUE FROM INTERMEDIATE	44,500	-	44,500	-	44,500
TOTAL OTHER LOCAL RESOURCES	1,750,000	458,739	2,208,739	152,346	2,361,086
TOTAL LOCAL RESOURCES	158,505,615	458,739	158,964,354	152,346	159,116,701
STATE RESOURCES:					
5811 PER CAPITA	-	-	-	-	-
5812 FOUNDATION ENTITLEMENTS	162,751,250	-	162,751,250	-	162,751,250
5819 FOUNDATION SUMMER SCHOOL	-	-	-	-	-
5829 TEA/NON-FOUNDATION REVENUE	-	-	-	-	-
5831 STATE T.R.S. ON BEHALF	11,000,000	-	11,000,000	-	11,000,000
TOTAL STATE RESOURCES	173,751,250	-	173,751,250	-	173,751,250
FEDERAL RESOURCES:					
5929 FEDERAL REVENUE - INDIRECT COST	300,000	-	300,000	-	300,000
5931 SHARS REIMBURSEMENT	1,519,000	-	1,519,000	-	1,519,000
5946 BABS SUBSIDY	-	-	-	-	-
5949 R.O.T.C. REIMBURSEMENT	250,000	-	250,000	-	250,000
TOTAL FEDERAL RESOURCES	2,069,000	-	2,069,000	-	2,069,000
TOTAL REVENUES	334,325,865	458,739	334,784,604	152,346	334,936,951
OTHER SOURCES					
7912 SALE OF FIXED ASSETS	-	-	-	-	-
7915 INTERFUND TRANSFERS IN	-	-	-	-	-
TOTAL OTHER SOURCES	-	-	-	-	-
TOTAL REVENUE AND OTHER SOURCES	334,325,865	458,739	334,784,604	152,346	334,936,951

IRVING INDEPENDENT SCHOOL DISTRICT
OFFICIAL DISTRICT BUDGET
GENERAL OPERATING FUND
June 2026 BUDGET AMENDMENT

	ORIGINAL BUDGET	PROPOSED AMENDMENTS TO ORIGINAL BUDGET	APPROVED AMENDED BUDGET	PROPOSED AMENDMENTS	NEW AMENDED BUDGET
EXPENDITURES:					
00 Indirect Costs	-	-	-	-	-
11 Instruction	204,661,330	(333,978)	204,327,352	(915,817)	203,411,535
12 Library	3,444,302	38,077	3,482,379	27,134	3,509,513
13 Staff Development	4,491,688	(260,106)	4,231,582	(11,988)	4,219,594
21 Instructional Administration	7,089,982	996,479	8,086,461	(100,516)	7,985,946
23 School Administration	19,878,807	289,882	20,168,689	148,578	20,317,267
31 Counseling Services	16,251,799	1,872,997	18,124,796	669,121	18,793,917
32 Attendance Services	403,668	2,200	405,868	-	405,868
33 Health Services	3,590,278	736	3,591,014	(424)	3,590,590
34 Pupil Transportation	12,647,031	(622,755)	12,024,276	(61,000)	11,963,276
35 Food Services	797,929	-	797,929	-	797,929
36 Extra-Curricular Activities	6,822,974	614,067	7,437,041	93,651	7,530,691
41 General Administration	13,851,860	(1,543,387)	12,308,473	87,690	12,396,163
51 Maintenance	25,951,381	1,735,775	27,687,156	149,262	27,836,418
52 Security	5,393,286	434,384	5,827,670	5,500	5,833,170
53 Data Processing	4,979,592	(135,611)	4,843,981	(45,117)	4,798,864
61 Community Services	3,065,904	(1,505,239)	1,560,665	66,785	1,627,450
71 Debt Service	-	-	-	-	-
81 Facilities	-	273,020	273,020	(302)	272,718
95 Payments to JJAEP	-	-	190,000	-	190,000
97 Payments to Tax Increment Funds	190,000	-	-	-	-
99 Intergovernmental Charges	782,242	-	782,242	-	782,242
TOTAL EXPENDITURES	334,294,053	1,856,540	336,150,593	112,558	336,263,151
OTHER USES					
8911 Interfund Transfers Out	-	88,301	88,301	-	88,301
TOTAL EXPENDITURES AND OTHER USES	334,294,053	1,944,841	336,238,894	112,558	336,351,452
EXCESS (DEFICIENCY) REVENUES OVER EXPENDITURES	31,812	2,403,580	(1,454,290)	39,788	(1,414,501)
EST. BEGINNING FUND BALANCE	80,676,152	-	80,676,152	-	80,676,152
ENDING FUND BALANCE	80,707,964	2,403,580	79,221,862	-	79,261,651

**IRVING INDEPENDENT SCHOOL DISTRICT
OFFICIAL DISTRICT BUDGET
FOOD SERVICE
June 2026 BUDGET AMENDMENT**

	ORIGINAL BUDGET	APPROVED AMENDMENTS	APPROVED AMENDED BUDGET	PROPOSED AMENDMENTS	NEW AMENDED BUDGET
REVENUE:					
LOCAL RESOURCES:					
5742 INVESTMENT EARNINGS	80,000	-	80,000	-	80,000
5751 FOOD SERVICES	625,000	-	625,000	-	625,000
5755 ACTIVITY FUND RECEIPTS	-	-	-	-	-
TOTAL LOCAL RESOURCES	705,000	-	705,000	-	705,000
STATE RESOURCES:					
5829 STATE MATCH - FOOD SERVICE	120,000	-	120,000	-	120,000
TOTAL STATE RESOURCES	120,000	-	120,000	-	120,000
FEDERAL RESOURCES:					
5921 SCHOOL BREAKFAST PROGRAM	6,097,851	-	6,097,851	-	6,097,851
5922 NATIONAL SCHOOL LUNCH PROGRAM	17,203,697	-	17,203,697	-	17,203,697
5923 USDA DONATED COMMODITIES	1,500,000	-	1,500,000	-	1,500,000
5939 SUMMER FEEDING PROGRAM	200,000	-	200,000	-	200,000
TOTAL FEDERAL RESOURCES	25,001,548	-	25,001,548	-	25,001,548
TOTAL REVENUE AND OTHER SOURCES	25,826,548	-	25,826,548	-	25,826,548
EXPENDITURES:					
35 Food Services	25,394,093	772,764	26,166,857	-	26,166,857
36 Extra-Curricular Activities	-	-	-	-	-
51 Maintenance & Operations	257,493	15,653	273,146	-	273,146
81 Facilities	-	-	-	-	-
TOTAL EXPENDITURES	25,651,586	788,417	26,440,003	-	26,440,003
OTHER USES					
8911 Interfund Transfers Out	-	-	-	-	-
TOTAL EXPENDITURES AND OTHER USES	25,651,586	788,417	26,440,003	-	26,440,003
EXCESS (DEFICIENCY) REVENUES OVER EXPENDITURES	174,962	(788,417)	(613,455)	-	(613,455)
EST. BEGINNING FUND BALANCE	7,881,753	-	7,881,753	-	7,881,753
ENDING FUND BALANCE	8,056,715	(788,417)	7,268,298	-	7,268,298

IRVING INDEPENDENT SCHOOL DISTRICT
OFFICIAL DISTRICT BUDGET
DEBT SERVICE
June 2026 BUDGET AMENDMENT

	ORIGINAL BUDGET	APPROVED AMENDMENTS	APPROVED AMENDED BUDGET	PROPOSED AMENDMENTS	NEW AMENDED BUDGET
REVENUE:					
LOCAL RESOURCES:					
5711 TAXES CURRENT YEAR	64,969,192	-	64,969,192	-	64,969,192
5712 DELINQUENT TAXES	100,000	-	100,000	-	100,000
5719 OTHER TAX RELATED REVENUE	-	-	-	-	-
TOTAL TAXES	<u>65,069,192</u>	<u>-</u>	<u>65,069,192</u>	<u>-</u>	<u>65,069,192</u>
OTHER LOCAL REVENUE:					
5742 INVESTMENT EARNINGS	300,000	-	300,000	-	300,000
5799 ISD-TNT ADJUSTMENT	-	-	-	-	-
TOTAL OTHER LOCAL SOURCES	<u>300,000</u>	<u>-</u>	<u>300,000</u>	<u>-</u>	<u>300,000</u>
TOTAL LOCAL RESOURCES	<u>65,369,192</u>	<u>-</u>	<u>65,369,192</u>	<u>-</u>	<u>65,369,192</u>
STATE RESOURCES:					
5829 TEA/NON-FOUNDATION REVENUE	2,837,133	-	2,837,133	-	2,837,133
TOTAL STATE RESOURCES	<u>2,837,133</u>	<u>-</u>	<u>2,837,133</u>	<u>-</u>	<u>2,837,133</u>
TOTAL REVENUES	<u>68,206,325</u>	<u>-</u>	<u>68,206,325</u>	<u>-</u>	<u>68,206,325</u>
OTHER SOURCES :					
7911 SALE OF BONDS	-	-	-	-	-
7915 INTERFUND TRANSFERS IN	-	-	-	-	-
7916 PREMIUM (DISCOUNT) BONDS PAYABLE	-	-	-	-	-
TOTAL OTHER SOURCES	<u>-</u>	<u>-</u>	<u>-</u>	<u>-</u>	<u>-</u>
TOTAL REVENUE AND OTHER SOURCES	<u>68,206,325</u>	<u>-</u>	<u>68,206,325</u>	<u>-</u>	<u>68,206,325</u>
EXPENDITURES:					
71 DEBT SERVICE	68,156,325	-	68,156,325	-	68,156,325
TOTAL EXPENDITURES	<u>68,156,325</u>	<u>-</u>	<u>68,156,325</u>	<u>-</u>	<u>68,156,325</u>
OTHER USES :					
8949 REFUNDING BONDS	-	-	-	-	-
TOTAL EXPENDITURES AND OTHER USES	<u>68,156,325</u>	<u>-</u>	<u>68,156,325</u>	<u>-</u>	<u>68,156,325</u>
EXCESS (DEFICIENCY) REVENUES OVER EXPENDITURES	<u>50,000</u>	<u>-</u>	<u>50,000</u>	<u>-</u>	<u>50,000</u>
EST. BEGINNING FUND BALANCE	<u>9,468,431</u>	<u>-</u>	<u>9,468,431</u>	<u>-</u>	<u>9,468,431</u>
ENDING FUND BALANCE	<u>9,518,431</u>	<u>-</u>	<u>9,518,431</u>	<u>-</u>	<u>9,518,431</u>



CONSENT AGENDA ITEM

Monday, June 8, 2026

TOPIC

Consider Approval Of The Supplements To The Irving ISD Tax Rolls

PRESENTED BY

FERNANDO NATIVIDAD

BACKGROUND

The Board approved the tax roll on August 18, 2025. Supplements to the tax rolls are prepared monthly by the Dallas Central Appraisal District.

ADMINISTRATIVE RECOMMENDATION

The Administration recommends that the Board of Trustees approve the supplements to the Irving ISD tax rolls.

RECOMMENDED BOARD MOTION

I move the Board approve the Supplements to the Irving ISD Tax Rolls.

AGENDA SHEET

MEETING DATE

Monday, June 8, 2026

TOPIC

Consider Approval Of The Supplements To The Irving ISD Tax Rolls

MEMO

Date: June 8, 2026

To: Fernando Natividad, Chief Financial Officer

From: Cher Elzy, Executive Director of Tax Compliance

Subject: May Supplement Reports

Attached for your consideration are the May Supplement Reports.

Thank you.



DALLAS CENTRAL APPRAISAL DISTRICT

SUPPLEMENT 05-2026

As of May 06, 2026

**State of Texas
County of Dallas**

Property Tax Code, Section 25.25

I, Shane Docherty, Executive Director/Chief Appraiser of the Dallas Central Appraisal District, attest to the best of my knowledge, that the attached is a supplement to the certified appraisal roll which lists taxable property for

IRVING ISD

Tax Year	Amount of
2025	40,877,311-
2024	14,409,231-
2023	1,852,100-
2022	587,100-
2021	461,890-

Date : May 14, 2026

**Shane Docherty
Executive Director/Chief Appraiser**

2025 SUPPLEMENT NO. 10

Real Property Additions		Personal Property Additions
\$ 0		\$ 0
Total Additions	Supplemental Change Report	Net Changes of Changes
\$ 0	\$ (40,877,311)	\$ (40,877,311)

Summary of Supplemental Change Report
#1 through #10

Value	Reason
\$ (233,476,276)	Exemptions and Value Changes
\$ 848,773,692	Total Additions
\$ 615,297,416	Net Total

2024 SUPPLEMENT NO. 22

Real Property Additions	\$ 0	Personal Property Additions	\$ 0
Total Additions	\$ 0	Supplemental Change Report	\$ (14,409,231)
		Net Changes of Changes	\$ (14,409,231)

Summary of Supplemental Change Report
#1 through #22

Value	Reason
\$ (876,495,144)	Exemptions and Value Changes
\$ 320,983,924	Total Additions
\$ (555,511,220)	Net Total

2023 SUPPLEMENT NO. 34

Real Property Additions		Personal Property Additions
\$ 0		\$ 0
Total Additions	Supplemental Change Report	Net Changes of Changes
\$ 0	\$ (1,852,100)	\$ (1,852,100)

Summary of Supplemental Change Report
#1 through #34

Value	Reason
\$ (895,057,793)	Exemptions and Value Changes
\$ 651,161,970	Total Additions
\$ (243,895,823)	Net Total

2022 SUPPLEMENT NO. 46

Real Property Additions		Personal Property Additions
\$	0	\$
0		0
Total Additions	Supplemental Change Report	Net Changes of Changes
\$	\$	\$
0	(587,100)	(587,100)

Summary of Supplemental Change Report
#1 through #46

Value	Reason
\$ (715,327,323)	Exemptions and Value Changes
\$ 536,734,353	Total Additions
\$ (178,592,970)	Net Total

2021 SUPPLEMENT NO. 58

Real Property Additions	\$	0	Personal Property Additions	\$	0
Total Additions	\$	0	Supplemental Change Report	\$	(461,890)
			Net Changes of Changes	\$	(461,890)

Summary of Supplemental Change Report
#1 through #58

Value	Reason
\$ (381,777,474)	Exemptions and Value Changes
\$ 656,479,235	Total Additions
\$ 274,701,761	Net Total

RECAP FOR MAY SUPPLEMENT

2025 SUPPLEMENT NO.	10	\$	(40,877,311)
2024 SUPPLEMENT NO.	22	\$	(14,409,231)
2023 SUPPLEMENT NO.	34	\$	(1,852,100)
2022 SUPPLEMENT NO.	46	\$	(587,100)
2021 SUPPLEMENT NO.	58	\$	(461,890)

**FY 2025-2026
COMPARISON OF BUDGET TO ACTUAL TAX ROLL**

	ORIGINAL BUDGET	CERTIFIED TAX ROLL	ROLLS 1 - 10	ADJUSTED TAX ROLL
NET TAXABLE VALUE	\$ 22,909,175,210	\$ 22,307,229,200	615,297,416	\$ 22,922,526,616
M & O LEVY (0.7179)	\$ 164,464,969	\$ 160,143,598	4,417,220	\$ 164,560,818
I & S LEVY (.2980)	\$ 68,269,342	\$ 66,475,543	1,833,586	\$ 68,309,129
TOTAL LEVY (1.0159)	\$ 232,734,311	\$ 226,619,141	6,250,806	\$ 232,869,947

2025 SUPPLEMENT	TAXABLE VALUE
SUPPLEMENT NO. 1	56,373,457
SUPPLEMENT NO. 2	182,289,549
SUPPLEMENT NO. 3	321,451,045
SUPPLEMENT NO. 4	141,933,522
SUPPLEMENT NO. 5	78,615,573
SUPPLEMENT NO. 6	-38,142,672
SUPPLEMENT NO. 7	-29,227,237
SUPPLEMENT NO. 8	-20,360,428
SUPPLEMENT NO. 9	-36,758,082
SUPPLEMENT NO. 10	-40,877,311

TOTAL 615,297,416

* LEVY REFLECTS FROZEN LOSS FROM OVER 65 & DISABILITY ACCOUNTS

2024 SUPPLEMENTAL BUDGET	-150,000,000
NET GAIN (LOSS) TO TAX	<u>765,297,416</u>
LEVY GAIN (LOSS) M & O	5,494,070
LEVY GAIN (LOSS) I & S	2,280,586
TOTAL LEVY GAIN (LOSS) DUE TO SUPPLEMENTS	<u>7,774,656</u>

FY 2024-2025

COMPARISON OF BUDGET TO ACTUAL TAX ROLL

	ORIGINAL BUDGET	CERTIFIED TAX ROLL	ROLLS 1 - 22	ADJUSTED TAX ROLL
NET TAXABLE VALUE	\$ 22,786,745,294	\$ 22,546,567,363	-555,511,220	\$ 21,991,056,143
M & O LEVY (0.7179)	\$ 163,571,686	\$ 161,861,807	-3,988,015	\$ 157,873,792
I & S LEVY (.2980)	\$ 67,898,541	\$ 67,188,771	-1,655,423	\$ 65,533,348
TOTAL LEVY (1.0159)	\$ 231,470,227	\$ 229,050,578	-5,643,438	\$ 223,407,140

2024 SUPPLEMENT	TAXABLE VALUE
SUPPLEMENT NO. 1	64,188,385
SUPPLEMENT NO. 2	140,103,307
SUPPLEMENT NO. 3	91,131,986
SUPPLEMENT NO. 4	-34,682,584
SUPPLEMENT NO. 5	-9,520,752
SUPPLEMENT NO. 6	-5,510,626
SUPPLEMENT NO. 7	-19,382,069
SUPPLEMENT NO. 8	-48,019,555
SUPPLEMENT NO. 9	-39,511,608
SUPPLEMENT NO. 10	-46,474,077
SUPPLEMENT NO. 11	-35,940,857
SUPPLEMENT NO. 12	-69,884,528
SUPPLEMENT NO. 13	-61,264,667
SUPPLEMENT NO. 14	-72,406,364
SUPPLEMENT NO. 15	-28,144,763
SUPPLEMENT NO. 16	-26,181,953
SUPPLEMENT NO. 17	-40,492,457
SUPPLEMENT NO. 18	-83,756,803
SUPPLEMENT NO. 19	-58,802,942
SUPPLEMENT NO. 20	-94,945,012
SUPPLEMENT NO. 21	-61,604,050
SUPPLEMENT NO. 22	-14,409,231

TOTAL **-555,511,220**

* LEVY REFLECTS FROZEN LOSS FROM OVER 65 & DISABILITY ACCOUNTS

2024 SUPPLEMENTAL BUDGET	-150,000,000
NET GAIN (LOSS) TO TAX	<u>(405,511,220)</u>

LEVY GAIN (LOSS) M & O	-2,911,165
LEVY GAIN (LOSS) I & S	-1,208,423
TOTAL LEVY GAIN (LOSS) DUE TO SUPPLEMENTS	<u>-4,119,588</u>

FY 2023-2024

COMPARISON OF BUDGET TO ACTUAL TAX ROLL

	ORIGINAL BUDGET	CERTIFIED TAX ROLL	ROLLS 1 - 34	ADJUSTED TAX ROLL
NET TAXABLE VALUE	\$ 21,868,208,126	\$ 20,003,908,010	-243,895,823	\$ 19,760,012,187
M & O LEVY (0.7279)	\$ 159,178,687	\$ 145,608,446	-1,775,318	\$ 143,833,128
I & S LEVY (.3002)	\$ 65,648,361	\$ 60,051,732	-732,175	\$ 59,319,557
TOTAL LEVY (1.0281)	\$ 224,827,048	\$ 205,660,178	-2,507,493	\$ 203,152,685

2023 SUPPLEMENT	TAXABLE VALUE
SUPPLEMENT NO. 1	351,864,836
SUPPLEMENT NO. 2	170,903,554
SUPPLEMENT NO. 3	45,606,938
SUPPLEMENT NO. 4	21,837,256
SUPPLEMENT NO. 5	-2,980,619
SUPPLEMENT NO. 6	-26,392,915
SUPPLEMENT NO. 7	-34,099,505
SUPPLEMENT NO. 8	-37,246,168
SUPPLEMENT NO. 9	-9,786,752
SUPPLEMENT NO. 10	-79,254,207
SUPPLEMENT NO. 11	-14,187,846
SUPPLEMENT NO. 12	-57,745,061
SUPPLEMENT NO. 13	-48,504,743
SUPPLEMENT NO. 14	-56,317,203
SUPPLEMENT NO. 15	-48,555,193
SUPPLEMENT NO. 16	-73,731,757
SUPPLEMENT NO. 17	-84,155,250
SUPPLEMENT NO. 18	-94,815,398
SUPPLEMENT NO. 19	-32,343,699
SUPPLEMENT NO. 20	-27,659,360
SUPPLEMENT NO. 21	-35,245,159
SUPPLEMENT NO. 22	-30,896,030
SUPPLEMENT NO. 23	-2,832,990
SUPPLEMENT NO. 24	-10,931,337
SUPPLEMENT NO. 25	-5,687,894
SUPPLEMENT NO. 26	-2,040,163
SUPPLEMENT NO. 27	-1,908,358
SUPPLEMENT NO. 28	-2,278,601
SUPPLEMENT NO. 29	-6,111,433
SUPPLEMENT NO. 30	-2,346,980
SUPPLEMENT NO. 31	-1,915,383
SUPPLEMENT NO. 32	-1,438,742
SUPPLEMENT NO. 33	-847,561
SUPPLEMENT NO. 34	-1,852,100

TOTAL **-243,895,823**

* LEVY REFLECTS FROZEN LOSS FROM OVER 65 & DISABILITY ACCOUNTS

2023 SUPPLEMENTAL BUDGET	-150,000,000
NET GAIN (LOSS) TO TAX	<u>(93,895,823)</u>

LEVY GAIN (LOSS) M & O	-683,468
LEVY GAIN (LOSS) I & S	-281,875
TOTAL LEVY GAIN (LOSS) DUE TO SUPPLEMENTS	<u>-965,343</u>

FY 2022-2023

COMPARISON OF BUDGET TO ACTUAL TAX ROLL

	ORIGINAL BUDGET	CERTIFIED TAX ROLL	ROLLS 1 - 46	ADJUSTED TAX ROLL
NET TAXABLE VALUE	\$ 19,462,591,586	\$ 19,095,365,105	-178,592,970	\$ 18,916,772,135
M & O LEVY (0.9056)	\$ 176,253,229	\$ 172,927,626	-1,617,338	\$ 171,310,288
I & S LEVY (.2418)	\$ 47,060,546	\$ 46,172,593	-431,838	\$ 45,740,755
TOTAL LEVY (1.1474)	\$ 223,313,775	\$ 219,100,219	-2,049,176	\$ 217,051,043

2022 SUPPLEMENT	TAXABLE VALUE
SUPPLEMENT NO. 1	88,407,442
SUPPLEMENT NO. 2	184,253,590
SUPPLEMENT NO. 3	156,291,881
SUPPLEMENT NO. 4	55,395,081
SUPPLEMENT NO. 5	-280,000
SUPPLEMENT NO. 6	-355,000
SUPPLEMENT NO. 7	-81,030,418
SUPPLEMENT NO. 8	-2,194,340
SUPPLEMENT NO. 9	-33,708,843
SUPPLEMENT NO. 10	-17,715,667
SUPPLEMENT NO. 11	-36,352,638
SUPPLEMENT NO. 12	-36,221,378
SUPPLEMENT NO. 13	-41,859,995
SUPPLEMENT NO. 14	-32,944,537
SUPPLEMENT NO. 15	-24,250,375
SUPPLEMENT NO. 16	-26,776,122
SUPPLEMENT NO. 17	-30,814,162
SUPPLEMENT NO. 18	-121,962,848
SUPPLEMENT NO. 19	-53,731,598
SUPPLEMENT NO. 20	-44,582,740
SUPPLEMENT NO. 21	6,485,974
SUPPLEMENT NO. 22	-35,281,055
SUPPLEMENT NO. 23	-18,077,120
SUPPLEMENT NO. 24	-5,247,134
SUPPLEMENT NO. 25	-4,585,453
SUPPLEMENT NO. 26	-3,295,603
SUPPLEMENT NO. 27	-2,563,890
SUPPLEMENT NO. 28	-3,550,405
SUPPLEMENT NO. 29	-5,444,091
SUPPLEMENT NO. 30	173,452
SUPPLEMENT NO. 31	-3,604,447
SUPPLEMENT NO. 32	-635,158
SUPPLEMENT NO. 33	-794,313
SUPPLEMENT NO. 34	-359,692
SUPPLEMENT NO. 35	-546,858

SUPPLEMENT NO. 36	364,811
SUPPLEMENT NO. 37	-98,871
SUPPLEMENT NO. 38	-41,460
SUPPLEMENT NO. 39	27,710
SUPPLEMENT NO. 40	-18,210
SUPPLEMENT NO. 41	0
SUPPLEMENT NO. 42	-71,940
SUPPLEMENT NO. 43	-32,400
SUPPLEMENT NO. 44	-365,050
SUPPLEMENT NO. 45	-12,000
SUPPLEMENT NO. 46	-587,100

TOTAL -178,592,970

* LEVY REFLECTS FROZEN LOSS FROM OVER 65 & DISABILITY ACCOUNTS

2022 SUPPLEMENTAL BUDGET	-150,000,000
NET GAIN (LOSS) TO TAX	<u>(28,592,970)</u>
LEVY GAIN (LOSS) M & O	-258,938
LEVY GAIN (LOSS) I & S	-69,138
TOTAL LEVY GAIN (LOSS) DUE TO SUPPLEMENTS	<u>-328,076</u>

FY 2021-2022

COMPARISON OF BUDGET TO ACTUAL TAX ROLL

	ORIGINAL BUDGET	CERTIFIED TAX ROLL	ROLLS 1 - 58	ADJUSTED TAX ROLL
NET TAXABLE VALUE	\$ 16,919,405,875	\$ 16,326,839,855	274,701,761	\$ 16,601,541,616
M & O LEVY (0.9390)	\$ 158,873,221	\$ 153,309,026	2,579,450	\$ 155,888,476
I & S LEVY (.2687)	\$ 45,462,444	\$ 43,870,219	738,123	\$ 44,608,342
TOTAL LEVY (1.2077)	\$ 204,335,665	\$ 197,179,245	3,317,573	\$ 200,496,818

2021 SUPPLEMENT	TAXABLE VALUE
SUPPLEMENT NO. 1	187,588,065
SUPPLEMENT NO. 2	338,477,475
SUPPLEMENT NO. 3	69,878,757
SUPPLEMENT NO. 4	-19,818,397
SUPPLEMENT NO. 5	-1,019,588
SUPPLEMENT NO. 6	-25,232,162
SUPPLEMENT NO. 7	-5,375,060
SUPPLEMENT NO. 8	-20,866,519
SUPPLEMENT NO. 9	-9,933,965
SUPPLEMENT NO. 10	-17,212,668
SUPPLEMENT NO. 11	-13,951,049
SUPPLEMENT NO. 12	-17,375,836
SUPPLEMENT NO. 13	-9,031,030
SUPPLEMENT NO. 14	-8,608,430
SUPPLEMENT NO. 15	-911,100
SUPPLEMENT NO. 16	-12,483,463
SUPPLEMENT NO. 17	0
SUPPLEMENT NO. 18	0
SUPPLEMENT NO. 19	-59,970,336
SUPPLEMENT NO. 20	-32,432,699
SUPPLEMENT NO. 21	-9,780,996
SUPPLEMENT NO. 22	-15,630,198
SUPPLEMENT NO. 23	-10,786,642
SUPPLEMENT NO. 24	-2,853,957
SUPPLEMENT NO. 25	-742,407
SUPPLEMENT NO. 26	-1,541,818
SUPPLEMENT NO. 27	-5,931,006
SUPPLEMENT NO. 28	-1,105,448
SUPPLEMENT NO. 29	-1,669,520
SUPPLEMENT NO. 30	-426,968
SUPPLEMENT NO. 31	-3,442,819
SUPPLEMENT NO. 32	-3,414,670
SUPPLEMENT NO. 33	-320,151
SUPPLEMENT NO. 34	-7,513,843
SUPPLEMENT NO. 35	-73,798

SUPPLEMENT NO. 36	-47,500
SUPPLEMENT NO. 37	0
SUPPLEMENT NO. 38	-10,000
SUPPLEMENT NO. 39	-17,000
SUPPLEMENT NO. 40	80,930
SUPPLEMENT NO. 41	-743,517
SUPPLEMENT NO. 42	46,900
SUPPLEMENT NO. 43	-42,230
SUPPLEMENT NO. 44	-95,221
SUPPLEMENT NO. 45	-131,720
SUPPLEMENT NO. 46	-86,416
SUPPLEMENT NO. 47	35,000
SUPPLEMENT NO. 48	79,540
SUPPLEMENT NO. 49	-38,500
SUPPLEMENT NO. 50	-51,859
SUPPLEMENT NO. 51	28,000
SUPPLEMENT NO. 52	-93,500
SUPPLEMENT NO. 53	0
SUPPLEMENT NO. 54	-26,620
SUPPLEMENT NO. 55	-14,000
SUPPLEMENT NO. 56	-184,390
SUPPLEMENT NO. 57	-12,000
SUPPLEMENT NO. 58	-461,890

TOTAL 274,701,761

* LEVY REFLECTS FROZEN LOSS FROM OVER 65 & DISABILITY ACCOUNTS

2021 SUPPLEMENTAL BUDGET	-200,000,000
NET GAIN (LOSS) TO TAX	<u>474,701,761</u>
LEVY GAIN (LOSS) M & O	4,457,450
LEVY GAIN (LOSS) I & S	<u>1,275,523</u>
TOTAL LEVY GAIN (LOSS) DUE TO SUPPLEMENTS	5,732,973

2025 ACTIVE LAWSUITS

OWNERS NAME	DCAD VALUE	TYPE OF PROPERTY
1000 EAST AIRPORT FREEWAY LLC	\$ 4,500,000	REAL
1000 EAST AIRPORT FREEWAY LLC	\$ 504,590	REAL
1000 EAST AIRPORT FREEWAY LLC	\$ 14,500,000	REAL
1111 TDS APARTMENTS LLC	\$ 33,000,000	REAL
1500 E AIRPORT FREEWAY LLC	\$ 10,500,000	REAL
161 AIRPORT CORPORATE LLC	\$ 10,006,000	REAL
168 REALTY GROUP III LLC	\$ 7,523,950	REAL
168 REALTY GROUP III LLC	\$ 9,375,990	REAL
2200 WEST ROCHELL LLC	\$ 8,700,000	REAL
2200 WEST ROCHELL LLC	\$ 9,300,000	REAL
250 290 B&C LLC	\$ 20,300,000	REAL
250 290 B&C LLC	\$ 36,150,000	REAL
250 290 B&C LLC	\$ 18,050,000	REAL
2700 TRINITY SPE LLC	\$ 12,750,000	REAL
2820 2830 MERRELL RD OWNER LP	\$ 13,000,000	REAL
2929 PARK GROVE VNTRE LTD	\$ 8,750,000	REAL
2929 PARK GROVE VNTRE LTD	\$ 24,766,400	REAL
2929 PARK GROVE VNTRE LTD	\$ 1,733,600	REAL
3429 WEST ROCHELLE LLC	\$ 23,793,950	REAL
3515 NORTH STORY IBAN LLC &	\$ 26,300,000	REAL
3800 PORTLAND LLC &	\$ 28,764,000	REAL
4600 W AIRPORT FREEWAY LLC	\$ 26,500,000	REAL
4905 COURTSIDE LLC	\$ 6,681,420	REAL
500 EJC OFFICE OWNER LLC	\$ 26,500,000	REAL
600 LAS COLINAS OWNER LLC	\$ 62,000,000	REAL
7929 BROOKRIVER SUB LLC	\$ 10,150,890	REAL
850 LAKE CAROLYN PARKWAY	\$ 65,500,000	REAL
89 H A S HOTEL CORP	\$ 1,585,000	REAL
AGAS VENTURES LLC	\$ 226,790	REAL
AGAS VENTURES LLC	\$ 247,000	REAL
AGAS VENTURES LLC	\$ 234,350	REAL
AGAS VENTURES LLC	\$ 233,000	REAL
AGAS VENTURES LLC	\$ 236,720	REAL
AGAS VENTURES LLC	\$ 304,950	REAL
AGAS VENTURES LLC	\$ 270,000	REAL
AGAS VENTURES LLC	\$ 287,680	REAL
AGAS VENTURES LLC	\$ 245,040	REAL
AGAS VENTURES LLC	\$ 214,330	REAL
AGAS VENTURES LLC	85 \$ 237,220	REAL

AGAS VENTURES LLC	\$	218,640	REAL
AGAS VENTURES LLC	\$	280,000	REAL
AGAS VENTURES LLC	\$	218,750	REAL
AGAS VENTURES LLC	\$	221,880	REAL
AGAS VENTURES LLC	\$	267,870	REAL
AGRE WILLIAMS SQUARE HOLDINGS LLC	\$	56,204,700	REAL
AGRE WILLIAMS SQUARE HOLDINGS LLC	\$	57,569,970	REAL
AGRE WILLIAMS SQUARE HOLDINGS LLC	\$	8,339,530	REAL
AGRE WILLIAMS SQUARE HOLDINGS LLC	\$	99,885,800	REAL
AHMAD SYED N &	\$	1,602,460	REAL
ALDEN SHORT INC	\$	280,000	REAL
ALDEN SHORT INC	\$	182,290	REAL
ALESIO GARDEN &	\$	150,857,640	REAL
ALIBHAI FATIMA	\$	213,800	REAL
ALIBHAI FATIMA	\$	214,020	REAL
ALIBHAI FATIMA	\$	214,900	REAL
ALIBHAI FATIMA	\$	214,900	REAL
ALIBHAI FATIMA	\$	176,190	REAL
ALIBHAI FATIMA	\$	213,800	REAL
ALIBHAI FATIMA	\$	360,000	REAL
ALIBHAI FATIMA	\$	411,910	REAL
ALIBHAI FATIMA	\$	364,690	REAL
ALIBHAI FATIMA	\$	369,360	REAL
ALPINE CENTURY CENTER LP	\$	9,215,000	REAL
APO IRVING LLC	\$	9,000,000	REAL
AUTOZONE TEXAS LP	\$	595,230	REAL
AUTOZONE TEXAS LP	\$	849,040	REAL
AVALON VILLAS DE LLC	\$	34,250,000	REAL
BCM ATLANTIC LAKESHORE LOFTS	\$	76,000,000	REAL
BELTLINE VILLAGE PARTNERS	\$	9,275,000	REAL
BMGREI ESTERS LLC	\$	14,625,000	REAL
BMGREI ESTERS LLC	\$	37,375,000	REAL
BMGREI METKER LLC	\$	10,750,000	REAL
BOXER F2 LP	\$	5,325,080	REAL
BP HOTEL GROUP LLC	\$	11,900,000	REAL
BROWN COLINAS POINTE LLC	\$	22,272,000	REAL
CAGNEY BRENDA KAY & THOMAS	\$	1,918,660	REAL
CAMERON COUNTY HOUSING FINANCE CORP	\$	38,881,030	REAL
CAMERON COUNTY HOUSING FINANCE CORP	\$	28,113,970	REAL
CAMERON COUNTY HOUSING FINANCE CORP	\$	29,850,000	REAL
CAMERON COUNTY HOUSING FINANCE CORP	\$	33,750,000	REAL
CANAL CENTRE INVESTORS LLC	\$	30,000,000	REAL
CARMAX AUTO SUPERSTORES	\$	1,666,220	REAL
CARMAX AUTO SUPERSTORES	\$	13,127,880	REAL
CAROLYN PROPERTY OWNER LP	\$	67,850,000	REAL
CASH HOUSE BUYERS USA LLC	⁸⁶ \$	241,560	REAL

CASTLE CROWN PROPERTIES	\$	7,519,190	REAL
CAVADIAN PROPERTIES LLC	\$	250,020	REAL
CAVADIAN PROPERTIES LLC	\$	390,000	REAL
CAVADIAN PROPERTIES LLC	\$	175,000	REAL
CHALET APARTMENTS LLC	\$	32,350,000	REAL
CHICK FIL A INC	\$	1,333,640	REAL
CHICK FIL A INC	\$	3,559,960	REAL
CLAY COOLEY REAL ESTATE	\$	9,250,000	REAL
CLAY COOLEY REAL ESTATE	\$	14,900,000	REAL
CLIFFORD DRIVE TX LLC	\$	9,048,120	REAL
COLONY MUTLIFAMILY 3321 LLC THE	\$	8,148,580	REAL
COLONY MUTLIFAMILY 3321 LLC THE	\$	5,751,940	REAL
COLONY MUTLIFAMILY 3321 LLC THE	\$	1,917,310	REAL
COLONY MUTLIFAMILY 3321 LLC THE	\$	5,632,100	REAL
COLUMBIA PROPERTIES	\$	60,406,560	REAL
CP 511 BUILDING LLC	\$	23,303,770	REAL
CREEKWOOD APTS LLC	\$	31,000,000	REAL
CRESTVIEW STONEHILL LLC	\$	34,000,000	REAL
CROSSING ON WALNUT APTS LLC	\$	20,250,000	REAL
DALLAS METRO APARTMENTS LLC	\$	6,151,650	REAL
DELUJO EL MOROCCO LLC	\$	15,769,040	REAL
DEVA CORPORATION	\$	6,100,000	REAL
DILLARDS TEXAS CENTRAL LLC	\$	2,039,360	PERSONAL
DLC HOTEL OWNER LLC	\$	950,610	REAL
DLC HOTEL OWNER LLC	\$	79,657,460	REAL
EDCOUCH COMMUNITY HOUSING	\$	38,881,030	REAL
EDCOUCH COMMUNITY HOUSING	\$	28,113,970	REAL
EL PRIMERO EXPRESS LP	\$	4,900,000	REAL
EPAPT LLC	\$	8,229,230	REAL
EPAPT LLC	\$	5,770	REAL
EPC WESTGATE LLC	\$	7,624,470	REAL
EPC WESTGATE LLC	\$	39,997,220	REAL
EPC WESTGATE LLC	\$	17,373,790	REAL
EPC WESTGATE LLC	\$	6,999,510	REAL
ESTRADA REVO LLC &	\$	36,800,000	REAL
FIREBRAND PROPERTIES LP	\$	986,340	REAL
FIREBRAND PROPERTIES LP	\$	910,000	REAL
FIREBRAND PROPERTIES LP	\$	1,060,000	REAL
FIREBRAND PROPERTIES LP	\$	1,091,920	REAL
FROSSARD T E JR	\$	650,000	REAL
FROSSARD T E JR	\$	625,000	REAL
G&I IX 8065 TRISTAR LLC	\$	4,616,300	REAL
GEP SILVERTON LLC	\$	36,317,570	REAL
GL MARBLETREE LLC	\$	13,711,550	REAL
GL MARBLETREE LLC	\$	40,208,450	REAL
H&B DEVELOPMENT AND	⁸⁷ \$	1,185,000	REAL

HARRISON MIKE	\$	5,147,780	REAL
HCD DALLAS CORPORATION	\$	58,480,000	REAL
HCD DALLAS CORPORATION	\$	1,020,000	REAL
HILLTOPPER APARTMENTS IRVING LLC	\$	9,350,000	REAL
HOME DEPOT INC	\$	8,037,000	PERSONAL
HTJD LAS COLINAS PROPERTY	\$	80,150,000	REAL
INTEGRITY CAPITAL REI VLP LLC	\$	9,100,000	REAL
IRBY LANE ASSOCIATES LTD	\$	24,700,000	REAL
IRVING 125 DE LLC	\$	11,800,000	REAL
IRVING 4600 WEST PIONEER	\$	54,950,000	REAL
IRVING BRITAIN WAY APARTMENTS LP	\$	4,583,360	REAL
IRVING BRITAIN WAY APARTMENTS LP	\$	9,166,640	REAL
IRVING BUS PROPERTIES LLC	\$	2,453,380	REAL
IRVING LODGING LLC	\$	9,250,000	REAL
J&J LOTT IRVING LLC	\$	59,500,000	REAL
JAG LPAA LLC	\$	19,100,000	REAL
JARS BRITTANY 169 LLC	\$	14,750,000	REAL
JARS HEIGHTS 79 LLC	\$	2,760,720	REAL
JARS HEIGHTS 79 LLC	\$	1,725,450	REAL
JARS HEIGHTS 79 LLC	\$	4,601,200	REAL
JDFW II LLC	\$	90,000,000	REAL
JDFW LLC	\$	65,000,000	REAL
KORE 125 JOHN CARPENTER LLC	\$	74,000,000	REAL
LAS COLINAS I HOLDCO LP	\$	108,012,710	REAL
LAS COLINAS II HOLDCO LP	\$	59,000,000	REAL
LBH LAS COLINAS PLAZA LLC	\$	31,950,000	REAL
LEGACY REI GROUP SA LLC	\$	6,012,400	REAL
LEGACY REI GROUP SA LLC	\$	16,687,600	REAL
LEGACY REI GROUP TF LLC	\$	12,640,800	REAL
LEGACY REI GROUP TF LLC	\$	5,309,200	REAL
LION SURROUND LLC	\$	41,425,000	REAL
LION TRINITY LLC	\$	65,550,000	REAL
LOWEN TRINITY MILLS	\$	14,800,000	REAL
LPD REALTY LLC	\$	20,750,000	REAL
LSG1 TOWNE NORTH LLC	\$	12,950,000	REAL
LSG1 TOWNE NORTH LLC	\$	5,550,000	REAL
M INDUSTRIAL PROPERTY	\$	27,253,280	REAL
MAA ALLOY LLC	\$	69,650,000	REAL
MAA TANC LLC	\$	53,000,000	REAL
MACARTHUR PLACE	\$	30,060,330	REAL
MACARTHUR PLACE	\$	35,189,670	REAL
MAKH HOLDINGS LLC	\$	10,476,200	REAL
MARABELL APARTMENTS II	\$	34,828,880	REAL
MARABELL APARTMENTS II	\$	31,171,120	REAL
MARS ROCHELLE LLC &	\$	6,475,000	REAL
MDR REVOCABLE TRUST	⁸⁸ \$	2,249,680	REAL

MI CASA MULTIFAMILY LLC	\$	3,810,580	REAL
MI CASA MULTIFAMILY LLC	\$	4,089,400	REAL
MM COURTYARDS LLC	\$	22,600,000	REAL
MOTTS LLP	\$	138,314,600	PERSONAL
MOTTS LLP	\$	34,149,970	PERSONAL
MUSTANG LAS COLINAS LLC	\$	77,917,320	REAL
NEWPORT APARTMENTS PROPERTY OWNER L	\$	38,000,000	REAL
NH INVESTMENTS LAH LLC	\$	17,650,000	REAL
NORTH TEXAS FAMILY	\$	14,000,000	REAL
NORTHGATE CONSOLIDATED GROUP LLC	\$	1,650,000	REAL
NORTHWEST PARK ASSOC	\$	7,226,550	REAL
NORTHWEST PARK ASSOC	\$	11,273,450	REAL
OAKWAY MANOR LLC	\$	7,650,000	REAL
OMNINET FOXBOROUGH LP	\$	34,667,000	REAL
OMNINET FOXBOROUGH LP	\$	14,083,000	REAL
PACIFIC PLATINUM TRUST	\$	830,910	REAL
PANADE LTD	\$	10,967,220	REAL
PAR CAPITAL 122 WEST LLC	\$	28,900,000	REAL
PARRISH MICHAEL R & ANGLEA R	\$	1,679,930	REAL
PATEL MUKUND & DAXABEN	\$	1,543,000	REAL
PBH VALLEY CREEK LLC	\$	55,750,000	REAL
PBH VALLEY RIDGE LLC	\$	58,500,000	REAL
PECOS HOUSING FINANCE CO	\$	29,850,000	REAL
PECOS HOUSING FINANCE CORP	\$	33,750,000	REAL
PERFECT & COMFORT LIVING LLC	\$	4,200,000	REAL
PERFECT AND MODERN TEAM LLC	\$	3,600,000	REAL
PETCO ANIMAL SUPPLIES INC	\$	379,060	REAL
POINT AT LAS COLINAS PROPERTIES	\$	68,750,000	REAL
POP HOLDINGS LP	\$	774,350	REAL
PPF AML I777 LAKE CAROLYN PARKWAY	\$	100,781,220	REAL
PRIME US TOWER AT LAKE CAROLYN LLC	\$	67,750,000	REAL
PROMENADE TX PARTNERS LLC	\$	72,500,000	REAL
PROVIDENT GROUP IRVING PROPERTIES LLC	\$	53,000,000	REAL
RAIBLE PLACE APARTMENTS LLC	\$	19,725,000	REAL
RESIDENCES NORTHGATE LLC	\$	50,995,000	REAL
RICHIS HOTEL DFW LLC	\$	4,000,000	REAL
RICKY HOSPITALITY LLC	\$	1,890,000	REAL
RIVERSIDE PROPERTY OWNERS LP	\$	39,665,700	REAL
RIVERSIDE PROPERTY OWNERS LP	\$	4,044,550	REAL
RIVERSIDE PROPERTY OWNERS LP	\$	10,634,300	REAL
ROCHELLE PLACE L P	\$	12,584,740	REAL
ROCHELLE PLAZA RES LLC	\$	18,000,000	REAL
ROCK ISLAND IRVING LLC	\$	18,450,000	REAL
ROSEMONT SUMMIT OPERATING LLC	\$	56,500,000	REAL
RSP RIDGEVIEW PLACE	\$	16,833,330	REAL
RSP RIDGEVIEW PLACE	⁸⁹ \$	33,666,670	REAL

SAJI ABRAHAM PROPERTIES LLC	\$	232,800	REAL
SAJI ABRAHAM PROPERTIES LLC	\$	239,050	REAL
SAJI ABRAHAM PROPERTIES LLC	\$	228,290	REAL
SAJI ABRAHAM PROPERTIES LLC	\$	244,220	REAL
SAJI ABRAHAM PROPERTIES LLC	\$	249,990	REAL
SAJI ABRAHAM PROPERTIES LLC	\$	238,610	REAL
SAJI ABRAHAM PROPERTIES LLC	\$	232,480	REAL
SAJI ABRAHAM PROPERTIES LLC	\$	233,730	REAL
SAJI ABRAHAM PROPERTIES LLC	\$	233,730	REAL
SAJI ABRAHAM PROPERTIES LLC	\$	263,040	REAL
SAJI ABRAHAM PROPERTIES LLC	\$	524,000	REAL
SAJI ABRAHAM PROPERTIES LLC	\$	489,000	REAL
SAJI ABRAHAM PROPERTIES LLC	\$	408,150	REAL
SAJI ABRAHAM PROPERTIES LLC	\$	304,730	REAL
SAJI ABRAHAM PROPERTIES LLC	\$	349,720	REAL
SAJI ABRAHAM PROPERTIES LLC	\$	273,380	REAL
SAJI ABRAHAM PROPERTIES LLC	\$	235,990	REAL
SAJI ABRAHAM PROPERTIES LLC	\$	285,100	REAL
SAJI ABRAHAM PROPERTIES LLC	\$	279,530	REAL
SAJI ABRAHAM PROPERTIES LLC	\$	246,600	REAL
SAJI ABRAHAM PROPERTIES LLC	\$	366,610	REAL
SAJI ABRAHAM PROPERTIES LLC	\$	158,080	REAL
SAJI ABRAHAM PROPERTIES LLC	\$	251,710	REAL
SAJI ABRAHAM PROPERTIES LLC	\$	256,960	REAL
SAJI ABRAHAM PROPERTIES LLC	\$	251,710	REAL
SAJI ABRAHAM PROPERTIES LLC	\$	245,570	REAL
SAJI ABRAHAM PROPERTIES LLC	\$	455,610	REAL
SAJI ABRAHAM PROPERTIES LLC	\$	254,180	REAL
SAJI ABRAHAM PROPERTIES LLC	\$	243,290	REAL
SAJI ABRAHAM PROPERTIES LLC	\$	261,900	REAL
SAJI ABRAHAM PROPERTIES LLC	\$	225,970	REAL
SAM 801 LASCO OWNER LLC	\$	96,224,440	REAL
SANDLIAN COLBY B & G B REV TR &	\$	4,220,250	REAL
SEALY LCF WILLOWBROOK ROAD LLC	\$	5,869,700	REAL
SERVICES DEVELOPMENT CORP	\$	11,325,940	REAL
SFS PROPERTIES LLC	\$	9,442,500	REAL
SHREEM LAS COLINAS LLC	\$	21,673,600	REAL
SHRI AVDUTH INC	\$	1,860,000	REAL
SIERRA HEIGHTS 136 LLC &	\$	14,863,350	REAL
SIKKA INVESTMENTS 2 LLC	\$	2,188,540	REAL
SIRMAUR DFW HOTELS LP	\$	21,600,000	REAL
SKYPASS DEVELOPMENT LLC	\$	1,676,540	REAL
SKYPASS DEVELOPMENT LLC	\$	5,924,160	REAL
SL1000 RRH SPE LLC &	\$	21,877,830	REAL
SPANISH HAVEN REDEVELOPMT	\$	15,500,000	REAL
STARCORE CR LLC	⁹⁰ \$	24,750,000	REAL

STATE BANK OF TEXAS	\$	22,000,000	REAL
STONE NK FAM 1998 TRUST	\$	320,930	REAL
STONE NK FAM 1998 TRUST	\$	373,120	REAL
STONE NK FAM 1998 TRUST	\$	860,010	REAL
STONE NK FAM 1998 TRUST	\$	849,880	REAL
SUN LIFE INSURANCE CO OF CANADA	\$	33,400,000	REAL
SURTI LUEVA PATIDAR SAMAJ OF DFW	\$	19,259,740	REAL
SURTI LUEVA PATIDAR SAMAJ OF DFW	\$	1,050,270	REAL
TEXAS SFI PARTNERSHIP 37 LTD	\$	41,000,000	REAL
TILLAR IRVING BELTLINE	\$	2,441,040	REAL
TMIF II BRIDGEPORT LP	\$	32,750,000	REAL
TOURO ASHER PARK DE LLC	\$	38,237,890	REAL
TOURO GROVE APARTMENTS LLC	\$	22,800,000	REAL
TP APARTMENTS LLC	\$	8,544,820	REAL
TP APARTMENTS LLC	\$	3,255,170	REAL
TRASSATTS CORPORATION	\$	8,500,000	REAL
TUCASA ACQUISITION LLC	\$	15,850,000	REAL
TX2800 VALLEY VIEW LN DE LLC	\$	30,958,200	REAL
USAA REAL ESTATE CO	\$	1,822,730	REAL
USAA REAL ESTATE CO	\$	17,680,500	REAL
USAA REAL ESTATE CO	\$	950,610	REAL
USAA REAL ESTATE CO	\$	142,400	REAL
USAA REAL ESTATE CO	\$	1,770	REAL
USAA REAL ESTATE CO	\$	5,519,970	REAL
USAA REAL ESTATE CO	\$	200	REAL
USAA REAL ESTATE CO	\$	3,120	REAL
USAA REAL ESTATE CO	\$	502,500	REAL
USAA REAL ESTATE CO	\$	296,390	REAL
VBAPT LLC	\$	22,750,000	REAL
VERIZON CENTERS 1 LLC	\$	24,075,250	REAL
VILLAGE ON WEST IRVING LLC	\$	11,200,000	REAL
WA64 LLC	\$	8,336,250	REAL
WALNUT HILL TX PARTNERS LLC	\$	70,000,000	REAL
WATER STREET OCONNOR LP	\$	107,000,000	REAL
WEISZ THOMAS J	\$	402,300	REAL
WEST SHADY GROVE HOLDINGS LLC	\$	7,205,000	REAL
WEST SHADY GROVE HOLDINGS LLC	\$	5,800,000	REAL
WESTDALE LAKERIDGE LTD	\$	23,950,000	REAL
WESTDALE POLARIS PARTNERS	\$	20,950,000	REAL
WESTDALE POLARIS PARTNERS	\$	6,900,000	REAL
WESTDALE PPTIES AMERICA I	\$	25,250,000	REAL
WESTDALE WOODMEADE LTD	\$	35,650,000	REAL
WINGREN VILLAGE LP	\$	23,650,000	REAL
WINKLE PIONEER COURT LTD	\$	110,770	REAL
WINKLE PIONEER COURT LTD	\$	110,770	REAL
WINKLE PIONEER COURT LTD	91 \$	191,710	REAL

WINKLE PIONEER COURT LTD	\$	194,560	REAL
WINKLE PIONEER COURT LTD	\$	193,420	REAL
WINKLE PIONEER COURT LTD	\$	191,710	REAL
WINKLE PIONEER COURT LTD	\$	191,710	REAL
WINKLE PIONEER COURT LTD	\$	193,420	REAL
WINKLE PIONEER COURT LTD	\$	193,230	REAL
WINKLE PIONEER COURT LTD	\$	194,560	REAL
WINKLE PIONEER COURT LTD	\$	194,560	REAL
WINKLE PIONEER COURT LTD	\$	193,230	REAL
WINKLE PIONEER COURT LTD	\$	193,420	REAL
WINKLE PIONEER COURT LTD	\$	191,710	REAL
WINKLE PIONEER COURT LTD	\$	191,710	REAL
WINKLE PIONEER COURT LTD	\$	191,710	REAL
WINKLE PIONEER COURT LTD	\$	193,420	REAL
WINKLE PIONEER COURT LTD	\$	110,770	REAL
WINKLE PIONEER COURT LTD	\$	194,560	REAL
WINKLE PIONEER COURT LTD	\$	110,770	REAL
WINKLE PIONEER COURT LTD	\$	110,770	REAL
WINKLE PIONEER COURT LTD	\$	191,710	REAL
WINKLE PIONEER COURT LTD	\$	194,560	REAL
WINKLE PIONEER COURT LTD	\$	110,770	REAL
WINKLE PIONEER COURT LTD	\$	193,420	REAL
WINKLE PIONEER COURT LTD	\$	191,710	REAL
WINKLE PIONEER COURT LTD	\$	193,420	REAL
WINKLE PIONEER COURT LTD	\$	193,230	REAL
WINKLE PIONEER COURT LTD	\$	194,560	REAL
WINKLE PIONEER COURT LTD	\$	191,710	REAL
Z290 THIRD STREET LLC	\$	6,140,930	REAL
ZANDER PARK BORROWER DE LLC	\$	22,000,000	REAL
TOTAL	\$	5,691,661,470	

2025 SETTLED LAWSUITS

OWNERS NAME	DCAD VALUE	SETTLED VALUE	TYPE OF PROPERTY
2010 KINWEST LLC	\$ 5,500,000	\$ 5,400,000	REAL
2111 WEST WALNUT HILL LLC	\$ 6,200,000	\$ 5,350,000	REAL
4310 LEMMON AVE LLC	\$ 4,325,900	\$ 4,250,000	REAL
4310 LEMMON AVE LLC	\$ 990,000	\$ 990,000	REAL
4310 LEMMON AVE LLC	\$ 1,633,910	\$ 1,600,000	REAL
4310 LEMMON AVE LLC	\$ 1,263,680	\$ 1,250,000	REAL
4310 LEMMON AVE LLC	\$ 1,890,020	\$ 1,250,000	REAL
4409 MONTROSE LTD	\$ 34,129,450	\$ 32,300,000	REAL
ALBERTSONS LLC	\$ 5,771,810	\$ 5,600,000	REAL
ALBERTSONS LLC	\$ 3,054,210	\$ 1,894,000	REAL
ALC APARTMENTS LLC	\$ 60,504,060	\$ 57,900,000	REAL
AMERICAN RESIDENTIAL LEASING CO LLC	\$ 355,130	\$ 355,130	REAL
AREIT BLVD DALLAS LLC	\$ 1,863,280	\$ 1,800,000	REAL
ARMM ASSET COMPANY 2 LLC	\$ 310,020	\$ 310,020	REAL
ARMM ASSET COMPANY 2 LLC	\$ 299,110	\$ 280,000	REAL
ARMM ASSET COMPANY 2 LLC	\$ 335,390	\$ 335,390	REAL
ARMM ASSET COMPANY 2 LLC	\$ 426,170	\$ 375,000	REAL
BAAZ RETAIL INVESTMENTS	\$ 2,134,800	\$ 2,040,000	REAL
BIO WORLD MERCHANDISING INC	\$ 16,175,290	\$ 15,800,000	PERSONAL
BISMUTH BRIDGE PROPCO LLC	\$ 364,960	\$ 364,960	REAL
BISMUTH BRIDGE PROPCO LLC	\$ 293,190	\$ 293,190	REAL
BISMUTH BRIDGE PROPCO LLC	\$ 275,900	\$ 275,900	REAL
BISMUTH BRIDGE PROPCO LLC	\$ 363,360	\$ 363,360	REAL
BISMUTH BRIDGE PROPCO LLC	\$ 300,930	\$ 300,930	REAL
BISMUTH BRIDGE PROPCO LLC	\$ 352,850	\$ 320,000	REAL
BISMUTH BRIDGE PROPCO LLC	\$ 286,870	\$ 286,870	REAL
CANTEX PIONEER LLC	\$ 16,284,360	\$ 15,500,000	REAL
CERBERUS SFR HOLDINGS LP	\$ 338,690	\$ 338,690	REAL
CERBERUS SFR HOLDINGS LP	\$ 370,550	\$ 370,550	REAL
CHATHEAU AT WILDBRIAR LP	\$ 19,400,000	\$ 14,500,000	REAL
CLAY COOLEY REAL ESTATE	\$ 9,973,920	\$ 8,980,000	REAL
CNC SPC LP	\$ 18,918,170	\$ 18,918,170	REAL
CNC SPC LP	\$ 9,581,830	\$ 9,581,830	REAL
CORSAIR IRVING OWNER LLC	\$ 30,000,000	\$ 27,300,000	REAL
COTTONWOOD LAND PROPERTIES LLC	\$ 10,100,000	\$ 9,000,000	REAL
CPA 8 & CPA 9	\$ 403,470	\$ 275,000	REAL
CPA 8 & CPA 9	\$ 3,203,080	\$ 2,900,000	REAL
CPA 8 & CPA 9	\$ 18,393,450	\$ 15,325,000	REAL

CROSSINGSATIRVING RUBY	\$	18,850,000	\$	17,600,000	REAL
CROWN ENTERPRISES INC	\$	6,000,000	\$	4,600,000	REAL
DALLAS ATLANTA INFILL LL LLC	\$	14,827,140	\$	13,000,000	REAL
DFW TOWER VILLAGE LP	\$	14,000,000	\$	13,135,000	REAL
DFW TOWER VILLAGE LP	\$	21,175,000	\$	19,865,000	REAL
DHILLON INVESTORS LLC	\$	2,650,000	\$	2,300,000	REAL
DK CREST OWNER LLC	\$	68,000,000	\$	67,320,000	REAL
DP OAKS LLC &	\$	167,010	\$	153,000	REAL
DP OAKS LLC &	\$	119,000	\$	109,000	REAL
DP OAKS LLC &	\$	167,010	\$	153,000	REAL
DP OAKS LLC &	\$	167,010	\$	153,000	REAL
DP OAKS LLC &	\$	167,010	\$	153,000	REAL
DP OAKS LLC &	\$	119,000	\$	109,000	REAL
DP OAKS LLC &	\$	119,000	\$	109,000	REAL
DP OAKS LLC &	\$	167,010	\$	153,000	REAL
DP OAKS LLC &	\$	167,010	\$	153,000	REAL
DP OAKS LLC &	\$	167,010	\$	153,000	REAL
DP OAKS LLC &	\$	167,010	\$	153,000	REAL
DP OAKS LLC &	\$	104,650	\$	94,630	REAL
DP OAKS LLC &	\$	104,650	\$	94,500	REAL
DP OAKS LLC &	\$	167,010	\$	153,130	REAL
DP OAKS LLC &	\$	167,010	\$	153,130	REAL
DP OAKS LLC &	\$	167,010	\$	153,130	REAL
DP OAKS LLC &	\$	167,010	\$	153,130	REAL
DP OAKS LLC &	\$	167,010	\$	153,130	REAL
DP OAKS LLC &	\$	119,000	\$	109,110	REAL
DP OAKS LLC &	\$	148,510	\$	136,170	REAL
DP OAKS LLC &	\$	126,340	\$	115,850	REAL
DP OAKS LLC &	\$	104,700	\$	94,770	REAL
DP OAKS LLC &	\$	187,680	\$	172,090	REAL
DP OAKS LLC &	\$	148,510	\$	136,170	REAL
DP OAKS LLC &	\$	163,610	\$	150,010	REAL
DP OAKS LLC &	\$	163,610	\$	150,010	REAL
DP OAKS LLC &	\$	148,510	\$	136,170	REAL
DP OAKS LLC &	\$	148,510	\$	136,170	REAL
DP OAKS LLC &	\$	187,680	\$	172,090	REAL
DP OAKS LLC &	\$	148,510	\$	136,170	REAL
DP OAKS LLC &	\$	126,340	\$	115,850	REAL
DP OAKS LLC &	\$	126,340	\$	115,850	REAL
DP OAKS LLC &	\$	148,510	\$	136,170	REAL
DP OAKS LLC &	\$	148,510	\$	136,170	REAL
DP OAKS LLC &	\$	187,680	\$	172,090	REAL
DP OAKS LLC &	\$	148,510	\$	136,170	REAL
DP OAKS LLC &	\$	163,610	\$	150,010	REAL

DP OAKS LLC &	\$	148,510	\$	136,170	REAL
DP OAKS LLC &	\$	148,510	\$	136,170	REAL
DP OAKS LLC &	\$	126,340	\$	115,850	REAL
DP OAKS LLC &	\$	163,610	\$	150,010	REAL
DP OAKS LLC &	\$	148,510	\$	136,170	REAL
DP OAKS LLC &	\$	148,510	\$	136,170	REAL
DP OAKS LLC &	\$	187,680	\$	172,090	REAL
DP OAKS LLC &	\$	148,510	\$	136,170	REAL
DP OAKS LLC &	\$	126,340	\$	115,850	REAL
DP OAKS LLC &	\$	126,340	\$	115,850	REAL
DP OAKS LLC &	\$	148,510	\$	136,170	REAL
DP OAKS LLC &	\$	187,680	\$	172,090	REAL
DP OAKS LLC &	\$	148,510	\$	136,170	REAL
DP OAKS LLC &	\$	163,610	\$	150,010	REAL
DP OAKS LLC &	\$	163,610	\$	150,010	REAL
DP OAKS LLC &	\$	148,510	\$	136,170	REAL
DP OAKS LLC &	\$	187,680	\$	172,090	REAL
DP OAKS LLC &	\$	148,510	\$	136,170	REAL
DP OAKS LLC &	\$	126,340	\$	115,850	REAL
DP OAKS LLC &	\$	148,510	\$	136,170	REAL
DP OAKS LLC &	\$	148,510	\$	136,170	REAL
DP OAKS LLC &	\$	187,680	\$	172,090	REAL
DP OAKS LLC &	\$	148,510	\$	136,170	REAL
DP OAKS LLC &	\$	126,340	\$	115,850	REAL
DP OAKS LLC &	\$	163,610	\$	150,010	REAL
DP OAKS LLC &	\$	163,610	\$	150,010	REAL
DP OAKS LLC &	\$	167,010	\$	153,130	REAL
DP OAKS LLC &	\$	119,000	\$	109,110	REAL
DP OAKS LLC &	\$	167,010	\$	153,130	REAL
DP OAKS LLC &	\$	167,010	\$	153,130	REAL
DP OAKS LLC &	\$	167,010	\$	153,130	REAL
DP OAKS LLC &	\$	167,010	\$	153,130	REAL
DP OAKS LLC &	\$	167,010	\$	153,130	REAL
DP OAKS LLC &	\$	167,010	\$	153,130	REAL
DP OAKS LLC &	\$	187,680	\$	172,090	REAL
DP OAKS LLC &	\$	119,000	\$	109,110	REAL
DP OAKS LLC &	\$	167,010	\$	153,130	REAL
DP OAKS LLC &	\$	148,510	\$	136,170	REAL
DP OAKS LLC &	\$	153,680	\$	140,910	REAL
DP OAKS LLC &	\$	153,680	\$	140,910	REAL
DP OAKS LLC &	\$	187,680	\$	172,090	REAL
DP OAKS LLC &	\$	30,000	\$	30,000	REAL
DRIVER RE IRVING LLC	\$	5,837,030	\$	5,837,030	REAL
EVERGREEN613 LLC	\$	3,402,120	\$	2,600,000	REAL

IFCAP EVERGREEN LP	\$	80,860	\$	58,930	REAL
IFCAP EVERGREEN LP	\$	80,860	\$	58,930	REAL
IFCAP EVERGREEN LP	\$	91,780	\$	66,890	REAL
IFCAP EVERGREEN LP	\$	91,780	\$	66,890	REAL
IFCAP EVERGREEN LP	\$	74,490	\$	54,290	REAL
IFCAP EVERGREEN LP	\$	80,860	\$	58,930	REAL
IFCAP EVERGREEN LP	\$	80,860	\$	58,930	REAL
IFCAP EVERGREEN LP	\$	74,490	\$	54,290	REAL
IFCAP EVERGREEN LP	\$	74,490	\$	54,290	REAL
IFCAP EVERGREEN LP	\$	80,860	\$	58,930	REAL
IFCAP EVERGREEN LP	\$	91,780	\$	66,890	REAL
IFCAP EVERGREEN LP	\$	80,860	\$	58,930	REAL
IFCAP EVERGREEN LP	\$	91,780	\$	66,890	REAL
IFCAP EVERGREEN LP	\$	91,780	\$	66,890	REAL
IFCAP EVERGREEN LP	\$	80,860	\$	58,930	REAL
IFCAP EVERGREEN LP	\$	80,860	\$	58,930	REAL
IFCAP EVERGREEN LP	\$	74,490	\$	54,290	REAL
IFCAP EVERGREEN LP	\$	80,860	\$	58,930	REAL
IFCAP EVERGREEN LP	\$	74,490	\$	54,290	REAL
IFCAP EVERGREEN LP	\$	80,860	\$	58,930	REAL
INN HOTEL & RESTAURANT LLC THE	\$	4,500,000	\$	4,000,000	REAL
IRVING 5 STAR MANAGEMENT LLC	\$	558,880	\$	455,300	REAL
IRVING 5 STAR MANAGEMENT LLC	\$	159,260	\$	129,740	REAL
IRVING 5 STAR MANAGEMENT LLC	\$	226,240	\$	184,310	REAL
IRVING 5 STAR MANAGEMENT LLC	\$	1,927,070	\$	1,569,930	REAL
IRVING 5 STAR MANAGEMENT LLC	\$	609,060	\$	496,180	REAL
IRVING 5 STAR MANAGEMENT LLC	\$	304,530	\$	248,100	REAL
IRVING 5 STAR MANAGEMENT LLC	\$	239,340	\$	194,980	REAL
IRVING 5 STAR MANAGEMENT LLC	\$	2,478,450	\$	2,019,130	REAL
IRVING 5 STAR MANAGEMENT LLC	\$	328,720	\$	267,800	REAL
IRVING 5 STAR MANAGEMENT LLC	\$	311,470	\$	253,750	REAL
IRVING 5 STAR MANAGEMENT LLC	\$	560,000	\$	456,220	REAL
IRVING 5 STAR MANAGEMENT LLC	\$	901,740	\$	901,740	REAL
IRVING 5 STAR MANAGEMENT LLC	\$	167,260	\$	167,260	REAL
IRVING 5 STAR MANAGEMENT LLC	\$	155,560	\$	155,560	REAL
JAHCO FAIR OAKS LP	\$	8,840,000	\$	8,150,000	REAL
JOURNEY KIDS	\$	150,100	\$	135,090	PERSONAL
KROGER LIMITED PARTNERSHIP II	\$	48,080,380	\$	42,751,460	PERSONAL
LACROIX SCOTT	\$	272,410	\$	272,410	REAL
LADERA RANCH LLC	\$	34,203,680	\$	19,400,000	REAL
LEO HOSPITALITY LLC	\$	10,250,000	\$	9,000,000	REAL
LION NORTHGATE LLC &	\$	28,150,000	\$	26,000,000	REAL
LION WOODCHASE CLARENDON LLC	\$	10,154,140	\$	9,514,000	REAL
LION WOODCHASE CLARENDON LLC	\$	26,345,870	\$	24,686,000	REAL

LONE STAR CONTAINER	\$	13,090,000	\$	11,500,000	REAL
LOWES HOME CENTERS INC	\$	7,313,000	\$	7,218,000	REAL
LSC GRAND RIVIERA OWNER LLC &	\$	28,823,000	\$	26,200,000	REAL
MACARTHUR CENTER IRVING LLC	\$	12,663,180	\$	10,868,000	REAL
MACARTHUR CENTER IRVING LLC	\$	4,282,700	\$	3,623,000	REAL
MACARTHUR CENTER IRVING LLC	\$	5,266,930	\$	4,509,000	REAL
MACY RETAIL HOLDINGS LLC	\$	2,594,280	\$	2,334,850	PERSONAL
MALL GROUND PORTFOLIO LLC	\$	297,600	\$	297,600	REAL
MALL GROUND PORTFOLIO LLC	\$	2,440,000	\$	2,425,000	REAL
MALL GROUND PORTFOLIO LLC	\$	4,400,000	\$	3,925,000	REAL
MALL GROUND PORTFOLIO LLC	\$	27,660,210	\$	17,350,210	REAL
MALL GROUND PORTFOLIO LLC	\$	2,002,190	\$	2,002,190	REAL
MCDAVID IRVING HON LLC	\$	4,010,640	\$	3,200,000	REAL
MCDAVID IRVING HON LLC	\$	51,860	\$	51,860	REAL
MCDAVID IRVING HON LLC	\$	3,150,000	\$	2,600,000	REAL
MCDAVID IRVING HON LLC	\$	5,500,000	\$	4,300,000	REAL
MCDAVID IRVING HON LLC	\$	7,550,000	\$	5,500,000	REAL
MCKINNEY KNOX JOINT	\$	15,400,000	\$	13,000,000	REAL
MCKINNEY KNOX JOINT	\$	3,775,000	\$	3,200,000	REAL
MCKINNEY KNOX JOINT	\$	2,780,000	\$	2,275,000	REAL
MCKINNEY KNOX JOINT	\$	950,000	\$	875,000	REAL
MCKINNEY KNOX JOINT	\$	9,225,000	\$	7,500,000	REAL
MEADOW CREEK RANCH MHC LLC	\$	3,600,000	\$	3,200,000	REAL
MERRICK BUSINESS PARK LLC	\$	6,116,160	\$	5,450,000	REAL
MPG TEXAS 1 LLC	\$	16,800,000	\$	15,200,000	REAL
NCH CORPORATION	\$	14,750,000	\$	13,250,000	REAL
NCH CORPORATION	\$	8,049,840	\$	7,000,000	REAL
NCH CORPORATION	\$	15,044,520	\$	12,850,000	REAL
NORTHPARK LAND PARTNERS	\$	4,675,000	\$	4,250,000	REAL
OBSIDIAN SUMMER GATE OWNER	\$	24,460,660	\$	22,000,000	REAL
ONE HOLDINGS INC	\$	21,630,800	\$	17,750,000	REAL
ORR VENTURE LTD	\$	2,000,000	\$	1,935,000	REAL
PCPI UT OWNER LP AND TERRA FUNDING-UR	\$	12,252,330	\$	12,252,330	REAL
PCPI UT OWNER LP AND TERRA FUNDING-UR	\$	127,747,670	\$	124,147,670	REAL
PINE GROVE RESIDENTIAL FUNDING	\$	338,970	\$	330,000	REAL
PINE GROVE RESIDENTIAL FUNDING	\$	383,070	\$	350,000	REAL
PLASCENCIA JOSE L	\$	6,044,000	\$	5,480,000	REAL
POLO SANTIAGO	\$	7,360,230	\$	6,700,000	REAL
PRIMAX PROPERTIES LLC	\$	2,175,000	\$	2,150,000	REAL
PROPERTY RESERVE INC	\$	80,472,820	\$	74,222,820	REAL
REGAL BUSINESS CENTER LLC	\$	11,000,100	\$	8,000,000	REAL
REGAL BUSINESS CENTER LLC	\$	20,274,050	\$	19,000,000	REAL
SAVOY DALLAS HOTELS LLC	\$	9,900,000	\$	8,750,000	REAL
SECURITY CAPITAL	\$	13,037,340	\$	11,500,000	REAL

SECURITY CAPITAL	\$	6,564,000	\$	5,900,000	REAL
SEDONA PARK APARTMENTS LLC	\$	33,575,000	\$	30,600,000	REAL
SEJ PROPERTIES LP	\$	5,034,370	\$	4,500,000	REAL
SEJ PROPERTIES LP	\$	9,847,410	\$	8,725,000	REAL
SHURGARD TEXAS LIMITED	\$	1,551,200	\$	1,400,000	REAL
SHURGARD TEXAS LIMITED	\$	3,740,300	\$	3,400,000	REAL
SHURGARD TEXAS LIMITED	\$	6,301,500	\$	5,900,000	REAL
SHURGARD TEXAS LIMITED	\$	4,600,790	\$	3,500,000	REAL
SHURGARD TEXAS LIMITED	\$	6,500,000	\$	6,200,000	REAL
SHURGARD TEXAS LIMITED	\$	5,600,760	\$	4,800,000	REAL
SOUTHERN STAR LAS COLINAS LP	\$	19,250,000	\$	16,875,000	REAL
SURTI LUEVA PATIDAR SAMAJ OF DFW	\$	19,259,740	\$	15,000,000	REAL
TARGET CORP AS OWNER AND LESSEE	\$	5,886,450	\$	5,800,000	REAL
TARGET CORPORATION	\$	3,391,680	\$	2,819,830	PERSONAL
TCRG OPPORTUNITY XII LLC	\$	7,165,000	\$	6,500,000	REAL
TEXAS PARK MANOR LP	\$	13,250,000	\$	12,500,000	REAL
THE SUNSHINE REVOCABLE TRUST	\$	2,130,000	\$	1,990,000	REAL
TILLAR ARMS IRVING PARTNERS LP	\$	3,052,350	\$	1,912,500	REAL
TILLAR ARMS IRVING PARTNERS LP	\$	3,830,400	\$	2,400,000	REAL
TILLAR ARMS IRVING PARTNERS LP	\$	3,500,000	\$	1,664,580	REAL
TILLAR ARMS IRVING PARTNERS LP	\$	3,830,400	\$	2,400,000	REAL
TOURO RUSTIC RIDGE DE LLC	\$	29,120,000	\$	24,500,000	REAL
TOYOTA OF IRVING LTD	\$	537,520	\$	537,520	REAL
TOYOTA OF IRVING LTD	\$	640,000	\$	620,000	REAL
TOYOTA OF IRVING LTD	\$	720,000	\$	710,000	REAL
TOYOTA OF IRVING LTD	\$	150,000	\$	143,220	REAL
TOYOTA OF IRVING LTD	\$	12,900,000	\$	11,400,000	REAL
URBAN CORE OWNER LP	\$	15,584,000	\$	13,500,000	REAL
VATC 200 DE LLC &	\$	28,300,000	\$	25,500,000	REAL
VM MASTER ISSUER LLC	\$	322,890	\$	280,000	REAL
VM MASTER ISSUER LLC	\$	276,860	\$	276,860	REAL
VM MASTER ISSUER LLC	\$	258,310	\$	258,310	REAL
VM MASTER ISSUER LLC	\$	253,300	\$	253,300	REAL
VM MASTER ISSUER LLC	\$	284,000	\$	284,000	REAL
WEST FORK VILLAGE LLC	\$	1,377,090	\$	1,311,000	REAL
WEST FORK VILLAGE LLC	\$	3,872,910	\$	3,500,000	REAL
WESTDALE BROOKSTONE TERRACE LP	\$	28,850,000	\$	25,000,000	REAL
WESTDALE BROOKSTONE/TERRACE LP	\$	22,575,000	\$	19,500,000	REAL
WF AGAVE IRVING LLC	\$	2,355,320	\$	2,164,000	REAL
WF AGAVE IRVING LLC	\$	9,944,680	\$	9,136,000	REAL
WMCi DALLAS XVI LLC	\$	181,780	\$	171,000	REAL
WMCi DALLAS XVI LLC	\$	587,820	\$	547,000	REAL
WMCi DALLAS XVI LLC	\$	312,490	\$	291,000	REAL
WMCi DALLAS XVI LLC	\$	671,520	\$	659,000	REAL

WMCI DALLAS XVI LLC	\$	209,600	\$	197,000	REAL
WMCI DALLAS XVI LLC	\$	970,550	\$	935,000	REAL
WMCI DALLAS XVI LLC	\$	1,246,190	\$	1,201,000	REAL
WMCI DALLAS XVI LLC	\$	682,110	\$	643,000	REAL
WMCI DALLAS XVI LLC	\$	1,632,450	\$	1,573,000	REAL
WMCI DALLAS XVI LLC	\$	336,500	\$	336,500	REAL
WMCI DALLAS XVI LLC	\$	363,540	\$	341,000	REAL
WMCI DALLAS XVI LLC	\$	1,021,730	\$	1,003,000	REAL
WOODSHIRE MHC LLC	\$	101,280	\$	101,280	REAL
WOODSHIRE MHC LLC	\$	96,050	\$	75,000	REAL
WOODSHIRE MHC LLC	\$	3,000,000	\$	2,720,000	REAL
WOODSHIRE MHC LLC	\$	6,750,000	\$	6,250,000	REAL
WOODSHIRE MHC LLC	\$	6,900,000	\$	6,450,000	REAL
WWC XLII LP	\$	37,875,000	\$	34,650,000	REAL
WWC XLII LP	\$	37,875,000	\$	34,650,000	REAL
TOTAL	\$	1,694,340,180	\$	1,515,691,200	

2024 ACTIVE LAWSUITS

OWNERS NAME	DCAD VALUE	TYPE OF PROPERTY
1111 TDS APARTMENTS LLC	\$ 29,500,000	REAL
CHA & CHA III LLC	\$ 6,507,570	REAL
LEGACY REI GROUP SA LLC	\$ 5,826,980	REAL
LEGACY REI GROUP SA LLC	\$ 16,172,850	REAL
POINT AT LAS COLINAS PROPERTIES LLC	\$ 70,500,000	REAL
STARCORE CR LLC	\$ 23,104,000	REAL
SURTI LEUVA PATIDIR SAMAJ OF DFW	\$ 1,050,270	REAL
SURTI LEUVA PATIDIR SAMAJ OF DFW	\$ 19,259,740	REAL
TOTAL	\$ 171,921,410	

2024 SETTLED LAWSUITS

OWNERS NAME	DCAD VALUE	SETTLED VALUE	TYPE OF PROPERTY
1000 EAST AIRPORT FREEWAY LLC	\$ 4,471,240	\$ 3,750,000	REAL
1000 EAST AIRPORT FREEWAY LLC	\$ 14,000,000	\$ 9,500,000	REAL
119 REGAL ROW OWNER LP	\$ 14,500,000	\$ 11,400,000	REAL
1500 EAST AIRPORT FREEWAY LLC	\$ 5,229,250	\$ 4,750,000	REAL
161 AIRPORT CORPORATE LLC	\$ 10,006,000	\$ 9,300,000	REAL
2010 KINWEST LLC	\$ 5,250,000	\$ 4,500,000	REAL
2111 WEST WALNUT HILL LLC	\$ 6,155,240	\$ 5,100,000	REAL
2200 WEST ROCHELLE LLC	\$ 8,500,000	\$ 7,700,000	REAL
2200 WEST ROCHELLE LLC	\$ 8,500,000	\$ 7,700,000	REAL
2325 STEMMONS HOTEL PTNRS LLC	\$ 11,400,000	\$ 9,300,000	REAL
250 290 B&C LLC	\$ 20,300,000	\$ 19,223,000	REAL
250 290 B&C LLC	\$ 36,150,000	\$ 34,191,000	REAL
250 290 B&C LLC	\$ 18,050,000	\$ 17,086,000	REAL
2700 TRINITY SPE LLC	\$ 11,732,500	\$ 10,250,000	REAL
2929 PARK GROVE VNTRE LTD	\$ 1,684,900	\$ 1,500,000	REAL
2929 PARK GROVE VNTRE LTD	\$ 24,070,100	\$ 21,800,000	REAL
3228 WILLOW LLC	\$ 18,600,000	\$ 17,350,000	REAL
3429 WEST ROCHELLE LLC	\$ 22,250,000	\$ 20,600,000	REAL
3515 NORTH STORY IBAN LLC &	\$ 26,000,000	\$ 24,000,000	REAL
4303 MARIPOSA DRIVE LLC	\$ 9,600,000	\$ 8,500,000	REAL
4409 MONTROSE LTD	\$ 30,482,450	\$ 27,500,000	REAL
450 EJC INVESTMENT LLC	\$ 1,270,000	\$ 1,270,000	REAL
450 EJC INVESTMENT LLC	\$ 4,850,000	\$ 4,850,000	REAL
4525 W PIONEER DR PROPERTY	\$ 33,750,000	\$ 31,150,000	REAL
4600 W AIRPORT FREEWAY LLC	\$ 23,000,000	\$ 19,500,000	REAL
4905 COURTSIDE LLC	\$ 6,200,000	\$ 5,900,000	REAL
500 EJC OFFICE OWNER LLC	\$ 27,250,000	\$ 25,900,000	REAL
600 LAS COLINAS OWNER LLC	\$ 70,040,900	\$ 63,500,000	REAL
692 LAKE CAROLYN PARKWAY	\$ 67,000,000	\$ 66,060,000	REAL
78 NEP LTD	\$ 900,000	\$ 800,000	REAL
78 NEP LTD	\$ 8,500,000	\$ 7,000,000	REAL
78 NEP LTD	\$ 3,600,000	\$ 3,000,000	REAL
78 NEP LTD	\$ 2,780,000	\$ 2,100,000	REAL
78 NEP LTD	\$ 13,700,000	\$ 11,500,000	REAL
7918 FERGUSON LLC	\$ 2,057,000	\$ 2,000,000	REAL
7929 BROOKRIVER SUB LLC	\$ 10,000,000	\$ 9,500,000	REAL
850 LAKE CAROLYN PKWY APARTMENTS IN\	\$ 63,000,000	\$ 61,000,000	REAL
89 H A S HOTEL CORP	\$ 1,585,000	\$ 1,500,000	REAL
ABRAHAM SAJI PROPERTIES LLC	\$ 464,910	\$ 436,370	REAL
ABRAHAM SAJI PROPERTIES LLC	\$ 246,190	\$ 246,190	REAL
ABRAHAM SAJI PROPERTIES LLC	\$ 258,580	\$ 206,000	REAL
ABRAHAM SAJI PROPERTIES LLC	\$ 243,290	\$ 228,350	REAL

ABRAHAM SAJI PROPERTIES LLC	\$	266,430	\$	250,000	REAL
ABRAHAM SAJI PROPERTIES LLC	\$	268,750	\$	268,750	REAL
ABRAHAM SAJI PROPERTIES LLC	\$	268,750	\$	268,750	REAL
ABRAHAM SAJI PROPERTIES LLC	\$	251,520	\$	251,520	REAL
ABRAHAM SAJI PROPERTIES LLC	\$	338,320	\$	317,550	REAL
ABRAHAM SAJI PROPERTIES LLC	\$	158,080	\$	158,080	REAL
ABRAHAM SAJI PROPERTIES LLC	\$	268,750	\$	268,750	REAL
ABRAHAM SAJI PROPERTIES LLC	\$	282,350	\$	265,020	REAL
ABRAHAM SAJI PROPERTIES LLC	\$	286,040	\$	268,480	REAL
ABRAHAM SAJI PROPERTIES LLC	\$	251,630	\$	220,000	REAL
ABRAHAM SAJI PROPERTIES LLC	\$	277,280	\$	254,000	REAL
ABRAHAM SAJI PROPERTIES LLC	\$	235,990	\$	215,000	REAL
ABRAHAM SAJI PROPERTIES LLC	\$	287,980	\$	244,000	REAL
ABRAHAM SAJI PROPERTIES LLC	\$	530,320	\$	530,320	REAL
ABRAHAM SAJI PROPERTIES LLC	\$	265,700	\$	248,380	REAL
ABRAHAM SAJI PROPERTIES LLC	\$	355,770	\$	328,000	REAL
ABRAHAM SAJI PROPERTIES LLC	\$	311,590	\$	299,000	REAL
ABRAHAM SAJI PROPERTIES LLC	\$	254,310	\$	238,700	REAL
ABRAHAM SAJI PROPERTIES LLC	\$	408,150	\$	408,150	REAL
ABRAHAM SAJI PROPERTIES LLC	\$	239,050	\$	224,360	REAL
ABRAHAM SAJI PROPERTIES LLC	\$	228,290	\$	212,000	REAL
ABRAHAM SAJI PROPERTIES LLC	\$	244,220	\$	227,000	REAL
ABRAHAM SAJI PROPERTIES LLC	\$	252,720	\$	217,200	REAL
ABRAHAM SAJI PROPERTIES LLC	\$	252,720	\$	217,200	REAL
ABRAHAM SAJI PROPERTIES LLC	\$	261,430	\$	261,430	REAL
ABRAHAM SAJI PROPERTIES LLC	\$	251,520	\$	216,080	REAL
ABRAHAM SAJI PROPERTIES LLC	\$	232,800	\$	212,000	REAL
ABRAHAM SAJI PROPERTIES LLC	\$	525,640	\$	493,370	REAL
ACI REAL ESTATE SPE 155 LLC	\$	5,685,850	\$	5,549,820	REAL
ADREX DIVERSIFIED 5 MASTER TENANT LLC	\$	1,900,000	\$	1,710,000	REAL
AGAS VENTURES LLC	\$	267,870	\$	238,890	REAL
AGAS VENTURES LLC	\$	211,880	\$	188,960	REAL
AGAS VENTURES LLC	\$	214,330	\$	191,140	REAL
AGAS VENTURES LLC	\$	245,040	\$	218,530	REAL
AGAS VENTURES LLC	\$	306,760	\$	273,580	REAL
AGAS VENTURES LLC	\$	234,790	\$	209,390	REAL
AGAS VENTURES LLC	\$	280,000	\$	249,710	REAL
AGAS VENTURES LLC	\$	218,640	\$	194,990	REAL
AGAS VENTURES LLC	\$	237,220	\$	211,560	REAL
AGAS VENTURES LLC	\$	270,000	\$	240,790	REAL
AGAS VENTURES LLC	\$	233,000	\$	207,790	REAL
AGAS VENTURES LLC	\$	234,350	\$	209,000	REAL
AGAS VENTURES LLC	\$	247,000	\$	220,280	REAL
AGAS VENTURES LLC	\$	236,720	\$	236,720	REAL
AGAS VENTURES LLC	\$	264,070	\$	235,500	REAL
AGAS VENTURES LLC	\$	226,790	\$	202,260	REAL
AGRE WILLIAMS SQUARE	\$	97,345,030	\$	94,860,590	REAL
AGRE WILLIAMS SQUARE	\$	54,314,490	\$	52,928,270	REAL

AGRE WILLIAMS SQUARE	\$	8,182,600	\$	7,973,760	REAL
AGRE WILLIAMS SQUARE	\$	55,657,880	\$	54,237,380	REAL
AH & JP INC	\$	1,550,000	\$	1,550,000	REAL
ALC APARTMENTS LLC	\$	61,000,000	\$	56,000,000	REAL
ALESIO GARDEN &	\$	159,000,000	\$	129,000,000	REAL
ALIBHAI HUSSAMUDDIN H	\$	146,370	\$	146,370	REAL
ALIBHAI HUSSAMUDDIN H	\$	146,370	\$	146,370	REAL
ALIBHAI HUSSAMUDDIN H	\$	146,810	\$	146,810	REAL
ALIBHAI HUSSAMUDDIN H	\$	146,370	\$	146,370	REAL
ALIBHAI HUSSAMUDDIN H	\$	173,360	\$	173,360	REAL
ALIBHAI HUSSAMUDDIN H	\$	375,360	\$	366,640	REAL
ALIBHAI HUSSAMUDDIN H	\$	398,550	\$	398,550	REAL
ALIBHAI HUSSAMUDDIN H	\$	384,200	\$	378,230	REAL
ALIBHAI HUSSAMUDDIN H	\$	372,130	\$	355,720	REAL
ALIBHAI HUSSAMUDDIN H	\$	398,080	\$	398,080	REAL
ALIBHAI HUSSAMUDDIN H	\$	380,780	\$	360,140	REAL
ALIBHAI HUSSAMUDDIN H	\$	173,360	\$	173,360	REAL
ALPINE CENTURY CENTER LP	\$	7,376,910	\$	6,750,000	REAL
APO IRVING LLC	\$	8,250,000	\$	6,300,000	REAL
AREA/EY WFT LLC	\$	10,000,000	\$	9,257,300	REAL
ARNS INC	\$	356,000	\$	352,440	REAL
ARNS INC	\$	291,000	\$	288,090	REAL
ARNS INC	\$	260,250	\$	257,650	REAL
ARNS INC	\$	220,000	\$	217,800	REAL
ARNS INC	\$	257,490	\$	254,920	REAL
ARNS INC	\$	312,760	\$	309,630	REAL
ARNS INC	\$	358,000	\$	354,420	REAL
ARNS INC	\$	253,510	\$	250,970	REAL
ARNS INC	\$	302,000	\$	298,980	REAL
ARNS INC	\$	259,000	\$	256,410	REAL
ASBURY AUTOMOTIVE GROUP INC	\$	4,000,000	\$	2,900,000	REAL
ASBURY AUTOMOTIVE GROUP INC	\$	7,000,000	\$	5,800,000	REAL
ASBURY AUTOMOTIVE GROUP INC	\$	5,000,000	\$	3,900,000	REAL
ASBURY AUTOMOTIVE GROUP INC	\$	51,860	\$	51,860	REAL
ASBURY AUTOMOTIVE GROUP INC	\$	3,100,000	\$	2,400,000	REAL
ASHDOW DIALYSIS AS LESSEE	\$	2,300,000	\$	2,100,000	REAL
AUTO ZONE INC	\$	816,380	\$	725,000	REAL
AUTOZONE TEXAS LP	\$	595,950	\$	512,520	REAL
AUTOZONE TEXAS LP	\$	566,120	\$	486,860	PERSONAL
AUTOZONE TEXAS LP	\$	2,566,700	\$	2,104,690	PERSONAL
AUTOZONE TEXAS LP	\$	526,700	\$	452,960	PERSONAL
AUTOZONE TEXAS LP	\$	581,340	\$	499,950	PERSONAL
AUTOZONE TEXAS LP	\$	696,720	\$	599,180	PERSONAL
AVALON VILLAS DE LLC	\$	35,000,000	\$	32,600,000	REAL
BELL STACY GREETHUM TRUST THE	\$	1,250,000	\$	1,100,000	REAL
BEST BUY STORES LP	\$	2,199,870	\$	1,847,890	PERSONAL
BETTER INC	\$	3,145,000	\$	2,850,000	PERSONAL
BHP INVESTMENTS CO	\$	4,250,000	\$	4,000,000	REAL

BMGREI ESTERS LLP	\$	35,510,000	\$	30,893,700	REAL
BMGREI ESTERS LLP	\$	14,490,000	\$	12,606,300	REAL
BMGREI METKER LLC	\$	10,000,000	\$	8,000,000	REAL
BRE KNIGHT SH TX OWNER LLC	\$	1,400,000	\$	1,311,000	REAL
BREIT INDUSTRIAL CANYON	\$	115,390	\$	115,390	REAL
BROWN COLINAS POINTE LLC	\$	22,000,000	\$	20,000,000	REAL
BUDHWANI & VIRANI INC	\$	5,325,000	\$	4,775,000	REAL
CAD ASSETS LLC	\$	4,250,000	\$	3,850,000	REAL
CARE INN OF EDNA LLC	\$	12,700,000	\$	12,500,000	REAL
CARMAX AUTO SUPERSTORES	\$	1,666,220	\$	1,666,220	REAL
CARMAX AUTO SUPERSTORES	\$	12,983,780	\$	10,333,780	REAL
CAROLYN PROPERTY OWNER LP	\$	73,000,000	\$	66,000,000	REAL
CASA DEL SOL TEXAS LLC	\$	8,725,000	\$	7,600,000	REAL
CASCADE DALLAS OPERATING LLC	\$	8,000,000	\$	7,500,000	REAL
CASH HOUSE BUYERS USA LLC	\$	255,890	\$	150,500	REAL
CAVADIAN PROPERTIES LLC	\$	403,740	\$	403,740	REAL
CAVADIAN PROPERTIES LLC	\$	175,000	\$	175,000	REAL
CAVADIAN PROPERTIES LLC	\$	255,120	\$	255,120	REAL
CFT NV DEVELOPMENTS LLC	\$	1,221,230	\$	1,100,000	REAL
CHALET APARTMENTS LLC	\$	31,000,000	\$	28,000,000	REAL
CHATHEAU AT WILDBRIAR LP	\$	19,357,290	\$	13,500,000	REAL
CHEP USA	\$	915,760	\$	915,760	REAL
CHICK FIL A INC	\$	3,423,040	\$	3,224,000	REAL
CHICK FIL A INC	\$	1,300,000	\$	916,000	REAL
CLAY COOLEY REAL ESTATE	\$	9,000,000	\$	6,250,000	REAL
CLAY COOLEY REAL ESTATE	\$	9,973,920	\$	9,224,340	REAL
CLAY COOLEY REAL ESTATE	\$	14,900,000	\$	10,250,000	REAL
CNC SPC LP	\$	18,586,260	\$	17,956,000	REAL
CNC SPC LP	\$	9,413,740	\$	9,094,000	REAL
COLONY MULTIFAMILY 3321 LLC THE	\$	7,738,400	\$	6,762,020	REAL
COLONY MULTIFAMILY 3321 LLC THE	\$	5,462,400	\$	4,773,180	REAL
COLONY MULTIFAMILY 3321 LLC THE	\$	1,820,800	\$	1,591,060	REAL
COLONY MULTIFAMILY 3321 LLC THE	\$	5,348,600	\$	4,673,740	REAL
COLUMBIA PROPERTIES	\$	55,860,000	\$	49,000,000	REAL
CORSAIR IRVING OWNER LLC	\$	29,500,000	\$	27,000,000	REAL
COTTONWOOD LANE PROPERTIES LLC	\$	9,450,000	\$	8,500,000	REAL
CP 511 BUILDING LLC	\$	23,500,000	\$	17,700,000	REAL
CPA 8 & CPA 9	\$	403,470	\$	275,000	REAL
CPA 8 & CPA 9	\$	3,203,080	\$	2,900,000	REAL
CPA 8 & CPA 9	\$	19,275,410	\$	14,825,000	REAL
CRP INVEST LLC	\$	99,200	\$	99,200	REAL
CRP INVEST LLC	\$	99,200	\$	99,200	REAL
CRP INVEST LLC	\$	89,300	\$	89,300	REAL
CRP INVEST LLC	\$	99,200	\$	99,200	REAL
CRP INVEST LLC	\$	238,440	\$	238,440	REAL
CRP INVEST LLC	\$	454,000	\$	454,000	REAL
CREEKWOOD APTS LLC	\$	28,851,750	\$	26,400,000	REAL
CRESTVIEW STONEHILL LLC	\$	32,200,000	\$	29,000,000	REAL

CROSS COURT TEXAS LLC	\$	1,600,000	\$	1,500,000	REAL
CROSSINGATIRVING RUBY	\$	18,654,490	\$	17,600,000	REAL
CROWN ENTERPRISES INC	\$	6,300,000	\$	4,600,000	REAL
CTR TX PROPERTIES LLC	\$	978,000	\$	978,000	REAL
CURRAN PRICE LLC	\$	280,000	\$	257,180	REAL
CURRAN PRICE LLC	\$	202,000	\$	182,490	REAL
CVS AS LESSEE	\$	1,959,990	\$	1,959,990	REAL
CVS AS LESSEE	\$	2,460,410	\$	2,182,000	REAL
DALLAS FT WORTH PARTNERS LLC	\$	4,775,000	\$	4,462,540	REAL
DALLAS FT WORTH PARTNERS LLC	\$	2,290,230	\$	2,140,370	REAL
DALLAS FT WORTH PARTNERS LLC	\$	2,671,930	\$	2,497,090	REAL
DALLAS METRO APARTMENTS LLC	\$	6,050,000	\$	5,500,000	REAL
DAYTON HUDSON CORP	\$	5,766,970	\$	5,715,000	REAL
DELUJO EL MOROCCO LLC	\$	14,446,000	\$	13,300,000	REAL
DELUX SUITES INVESTMENTS	\$	550,000	\$	500,000	REAL
DEVA CORPORATION	\$	6,050,000	\$	6,050,000	REAL
DFW AIRPORT HOSPITALITY	\$	9,900,000	\$	9,200,000	REAL
DFW AIRPORT HOSPITALITY	\$	13,600,000	\$	12,750,000	REAL
DFW BELTLINE COMMERCE CENTER LLC	\$	2,529,090	\$	1,667,000	REAL
DFW BELTLINE COMMERCE CENTER LLC	\$	3,415,730	\$	1,451,000	REAL
DFW BELTLINE COMMERCE CENTER LLC	\$	3,173,760	\$	2,091,000	REAL
DFW BELTLINE COMMERCE CENTER LLC	\$	3,173,760	\$	2,091,000	REAL
DFW RESORTS LLC	\$	8,750,000	\$	8,350,000	REAL
DFW SB INDUSTRIAL LLC	\$	3,900,000	\$	3,655,290	REAL
DFW TOWER VILLAGE LP	\$	13,600,000	\$	13,030,000	REAL
DFW TOWER VILLAGE LP	\$	20,000,000	\$	19,170,000	REAL
DG CENTURY CENTER PROPERTY	\$	14,424,500	\$	12,000,000	REAL
DHILLON INVESTOR LLC	\$	2,553,870	\$	2,100,000	REAL
DILLARDS TEXAS CENTRAL LLC	\$	2,167,680	\$	1,864,200	PERSONAL
DK CREST OWNER LLC	\$	70,000,000	\$	67,000,000	REAL
DLC HOTEL OWNER LLC	\$	370,740	\$	370,740	REAL
DLC HOTEL OWNER LLC	\$	950,610	\$	950,610	REAL
DLC HOTEL OWNER LLC	\$	73,678,650	\$	70,178,650	REAL
DRIVER RE IRVING LLC	\$	6,750,000	\$	6,750,000	REAL
EAGLE CREST BORROWER LLC	\$	26,437,500	\$	24,004,000	REAL
EAGLE CREST BORROWER LLC	\$	36,562,500	\$	33,196,000	REAL
EL PRIMERO EXPRESS LP	\$	4,800,000	\$	4,400,000	REAL
EMERALD POINT APARTMENT	\$	8,000,000	\$	7,500,000	REAL
EPC WESTGATE LLC	\$	37,499,870	\$	29,611,000	REAL
EPC WESTGATE LLC	\$	16,289,130	\$	12,862,000	REAL
EPC WESTGATE LLC	\$	7,148,470	\$	5,645,000	REAL
EPC WESTGATE LLC	\$	6,562,530	\$	5,182,000	REAL
EQUINIX LLC	\$	21,332,500	\$	17,500,000	REAL
ESD DFW SOUTH 2011 LP	\$	31,000,000	\$	22,500,000	REAL
ESTRADA LUXURY APARTMENTS LLC	\$	28,500,000	\$	26,500,000	REAL
ESTRADA REVO LLC &	\$	36,800,000	\$	33,500,000	REAL
EXTRA SPACE PROPERTIES TWO LLC	\$	6,900,000	\$	6,200,000	REAL
FR MASSACHUSETTS 7 LLC	\$	6,903,650	\$	6,300,000	REAL

IFCAP EVERGREEN LP	\$	59,090	\$	52,130	REAL
IFCAP EVERGREEN LP	\$	67,070	\$	59,170	REAL
IFCAP EVERGREEN LP	\$	54,440	\$	48,020	REAL
IFCAP EVERGREEN LP	\$	59,090	\$	52,130	REAL
IFCAP EVERGREEN LP	\$	59,090	\$	52,130	REAL
IFCAP EVERGREEN LP	\$	67,070	\$	59,170	REAL
IFCAP EVERGREEN LP	\$	54,440	\$	48,020	REAL
IFCAP EVERGREEN LP	\$	59,090	\$	52,130	REAL
IFCAP EVERGREEN LP	\$	67,070	\$	59,170	REAL
IFCAP EVERGREEN LP	\$	59,090	\$	52,130	REAL
IFCAP EVERGREEN LP	\$	59,090	\$	52,130	REAL
IFCAP EVERGREEN LP	\$	59,090	\$	52,130	REAL
IFCAP EVERGREEN LP	\$	59,090	\$	52,130	REAL
IFCAP EVERGREEN LP	\$	54,440	\$	48,020	REAL
IFCAP EVERGREEN LP	\$	54,440	\$	48,020	REAL
IFCAP EVERGREEN LP	\$	59,090	\$	52,130	REAL
IFCAP EVERGREEN LP	\$	67,070	\$	59,170	REAL
IFCAP EVERGREEN LP	\$	59,090	\$	52,130	REAL
IFCAP EVERGREEN LP	\$	54,440	\$	48,020	REAL
IFCAP EVERGREEN LP	\$	67,070	\$	59,170	REAL
IFCAP EVERGREEN LP	\$	67,070	\$	59,170	REAL
IFCAP EVERGREEN LP	\$	59,090	\$	52,130	REAL
IFCAP EVERGREEN LP	\$	54,440	\$	48,020	REAL
IFCAP EVERGREEN LP	\$	59,090	\$	52,130	REAL
IFCAP EVERGREEN LP	\$	59,090	\$	52,130	REAL
IFCAP EVERGREEN LP	\$	59,090	\$	52,130	REAL
IFCAP EVERGREEN LP	\$	54,440	\$	48,020	REAL
IMT CAPITAL III LAKESHORE LOFTS LP	\$	72,500,000	\$	67,000,000	REAL
INN HOTEL & RESTAURANT LLC THE	\$	7,145,000	\$	5,000,000	REAL
INTEGRITY CAPITAL REI VLP LLC	\$	8,750,000	\$	8,100,000	REAL
IRBY LANE ASSOCIATES LTD	\$	24,700,000	\$	22,500,000	REAL
IRVING 4600 WEST PIONEER	\$	50,000,000	\$	42,000,000	REAL
IRVING 5 STAR MANAGEMENT LLC	\$	157,840	\$	115,270	REAL
IRVING 5 STAR MANAGEMENT LLC	\$	603,620	\$	440,830	REAL
IRVING 5 STAR MANAGEMENT LLC	\$	553,890	\$	404,520	REAL
IRVING 5 STAR MANAGEMENT LLC	\$	237,210	\$	173,240	REAL
IRVING 5 STAR MANAGEMENT LLC	\$	224,220	\$	163,750	REAL
IRVING 5 STAR MANAGEMENT LLC	\$	1,909,870	\$	1,394,820	REAL
IRVING 5 STAR MANAGEMENT LLC	\$	301,810	\$	220,420	REAL
IRVING 5 STAR MANAGEMENT LLC	\$	325,790	\$	237,930	REAL
IRVING 5 STAR MANAGEMENT LLC	\$	308,690	\$	225,440	REAL
IRVING 5 STAR MANAGEMENT LLC	\$	555,000	\$	405,330	REAL
IRVING 5 STAR MANAGEMENT LLC	\$	2,456,320	\$	1,793,890	REAL
IRVING 5 STAR MANAGEMENT LLC	\$	167,260	\$	167,260	REAL
IRVING 5 STAR MANAGEMENT LLC	\$	155,560	\$	155,560	REAL
IRVING 5 STAR MANAGEMENT LLC	\$	901,740	\$	901,740	REAL
IRVING BRITAIN WAY APARTMENTS LP	\$	4,583,320	\$	4,166,650	REAL
IRVING BRITAIN WAY APARTMENTS LP	\$	9,166,680	\$	8,333,350	REAL

IRVING LODGING LLC	\$	9,300,100	\$	8,750,000	REAL
ISA HOSPITALITY INC	\$	3,200,000	\$	2,800,000	REAL
J&J LOTT IRVING LLC	\$	50,966,850	\$	48,000,000	REAL
JACHO FAIR OAKS LP	\$	8,200,000	\$	7,500,000	REAL
JARS BRITTANY 169 LLC	\$	12,900,000	\$	12,000,000	REAL
JARS HEIGHTS 79 LLC	\$	2,582,300	\$	2,370,000	REAL
JARS HEIGHTS 79 LLC	\$	1,613,920	\$	1,480,000	REAL
JARS HEIGHTS 79 LLC	\$	4,303,780	\$	3,950,000	REAL
JB DALLAS LLC	\$	2,601,000	\$	2,475,000	REAL
JDFW II LLC	\$	94,500,000	\$	82,500,000	REAL
JDFW LLC	\$	62,000,000	\$	60,000,000	REAL
KARAN ASSOCIATES TWO	\$	1,760,000	\$	1,445,000	REAL
KARAN ASSOCIATES TWO	\$	1,800,000	\$	1,355,000	REAL
KORE 125 JOHN CARPENTER LLC	\$	73,500,000	\$	71,900,000	REAL
KRISHA INVESTMENTS INC	\$	11,850,000	\$	11,850,000	REAL
KROGER LIMITED PARTNERSHIP II	\$	40,239,560	\$	35,940,190	PERSONAL
KROGER TEXAS LP	\$	1,263,680	\$	1,179,430	REAL
KROGER TEXAS LP	\$	1,834,970	\$	1,150,000	REAL
KROGER TEXAS LP	\$	1,586,330	\$	1,580,000	REAL
KROGER TEXAS LP	\$	4,199,910	\$	4,100,000	REAL
KROGER TEXAS LP	\$	960,100	\$	950,260	REAL
KROGER TEXAS LP	\$	21,600,000	\$	16,000,000	REAL
LADERA RANCH LLC	\$	32,175,000	\$	29,600,000	REAL
LAKE FOREST COMMUNITY	\$	10,272,140	\$	7,500,000	REAL
LAKE FOREST COMMUNITY	\$	4,485,530	\$	4,485,530	REAL
LAKE WORTH HOTEL CORP	\$	3,600,000	\$	3,300,000	REAL
LAS COLINAS I HOLDCO LP	\$	110,000,000	\$	105,000,000	REAL
LAS COLINAS II HOLDCO LP	\$	59,850,000	\$	58,000,000	REAL
LAS COLINAS HOSPITALITY LP	\$	1,354,500	\$	1,354,500	REAL
LBH LAS COLINAS PLAZA LLC	\$	28,950,000	\$	26,700,000	REAL
LEGACY REI GROUP TF LLC	\$	5,028,160	\$	4,244,400	REAL
LEGACY REI GROUP TF LLC	\$	11,971,840	\$	10,105,600	REAL
LION NORTHGATE LLC &	\$	25,995,000	\$	23,950,000	REAL
LION TRINITY LLC	\$	66,700,000	\$	61,750,000	REAL
LION WOODCHASE CLARENDON LLC	\$	25,263,160	\$	23,278,200	REAL
LION WOODCHASE CLARENDON LLC	\$	9,736,840	\$	8,971,800	REAL
LONE STAR CONTAINER	\$	15,146,970	\$	11,000,000	REAL
LOWEN RAIFORD LP	\$	14,250,000	\$	12,450,000	REAL
LOWES HOME CENTERS INC	\$	7,210,000	\$	7,100,000	REAL
LPD REALTY LLC	\$	20,750,000	\$	19,400,000	REAL
LSG1 TOWNE NORTH LLC	\$	5,032,980	\$	4,600,000	REAL
LSG1 TOWNE NORTH LLC	\$	11,717,020	\$	10,700,000	REAL
LUCKY PROPERTY ONE LLC	\$	3,968,530	\$	3,650,000	REAL
MAA ALLOY LLC	\$	73,450,000	\$	66,500,000	REAL
MAA TANC LLC	\$	51,500,000	\$	49,500,000	REAL
MACARTHUR PLACE	\$	28,447,780	\$	26,259,500	REAL
MACARTHUR PLACE	\$	33,302,220	\$	30,740,500	REAL
MACY'S RETAIL HOLDINGS LLC	\$	3,086,040	\$	2,594,280	PERSONAL

MALL GROUND PORTFOLIO LLC	\$	1,301,420	\$	1,301,420	REAL
MALL GROUND PORTFOLIO LLC	\$	1,600,100	\$	1,600,100	REAL
MALL GROUND PORTFOLIO LLC	\$	4,319,230	\$	3,925,000	REAL
MALL GROUND PORTFOLIO LLC	\$	193,440	\$	193,440	REAL
MALL GROUND PORTFOLIO LLC	\$	24,625,000	\$	19,980,040	REAL
MARABELLA APARTMENTS II	\$	34,828,880	\$	33,506,970	REAL
MARABELLA APARTMENTS II	\$	31,171,120	\$	29,988,030	REAL
MARS ROCHELLE LLC &	\$	5,994,000	\$	5,300,000	REAL
MDR REVOCABLE TRUST	\$	2,076,250	\$	2,000,000	REAL
MEADOW CREEK RANCH MHC LLC	\$	7,419,010	\$	5,350,000	REAL
MEADOW CREEK RANCH MHC LLC	\$	3,792,190	\$	3,200,000	REAL
MEADOW OAKS COMMUNITY LLC	\$	19,538,610	\$	14,700,000	REAL
MFO PPTIES LTD	\$	1,575,000	\$	1,525,000	REAL
MLRP REGAL ROW LP	\$	7,110,750	\$	4,750,000	REAL
MLRP REGAL ROW LP	\$	4,931,940	\$	4,800,000	REAL
MM COURTYARDS LLC	\$	21,000,000	\$	19,300,000	REAL
MONTERRA APARTMENTS LP	\$	47,850,000	\$	47,850,000	REAL
MOTTS LLP	\$	135,496,870	\$	119,120,230	PERSONAL
MOTTS LLP	\$	30,365,510	\$	29,673,960	PERSONAL
MPG TEXAS 1 LLC	\$	14,500,000	\$	13,500,000	REAL
MUSTANG LAS COLINAS LLC	\$	35,156,900	\$	30,000,000	REAL
NCH CORPORATION	\$	15,000,000	\$	14,329,914	REAL
NCH CORPORATION	\$	13,759,580	\$	11,947,000	REAL
NCH CORPORATION	\$	6,453,560	\$	6,453,560	REAL
NEWPORT APARTMENTS PROPERTY OWNER	\$	35,875,000	\$	25,500,000	REAL
NH INVESTMENTS LAH LLC	\$	17,650,000	\$	17,000,000	REAL
NICOLA SPUR 482 LP	\$	6,420,530	\$	5,791,700	REAL
NLP TEXAS ONE LLC	\$	61,250,000	\$	58,500,000	REAL
NORTH TEXAS FAMILY	\$	12,670,000	\$	11,800,000	REAL
NORTHGATE CONSOLIDATED GROUP LLC	\$	4,869,100	\$	4,600,000	REAL
NORTHGATE CONSOLIDATED GROUP LLC	\$	1,460,900	\$	1,460,900	REAL
NORTHWEST PARK ASSOC	\$	12,461,670	\$	11,273,400	REAL
NORTHWEST PARK ASSOC	\$	7,988,330	\$	7,226,600	REAL
OAKWAY MANOR LLC	\$	7,000,000	\$	6,230,000	REAL
OBSIDIAN SUMMER GATE OWNER	\$	22,950,000	\$	20,000,000	REAL
OMNINET FOXBOROUGH LP	\$	37,000,000	\$	29,600,000	REAL
OMNINET FOXBOROUGH LP	\$	13,000,000	\$	10,400,000	REAL
PAR CAPITAL 122 WEST LLC	\$	27,800,000	\$	27,100,000	REAL
PARMA LAS COLINAS TOWERS LLC	\$	44,082,280	\$	38,582,000	REAL
PARMA LAS COLINAS TOWERS LLC	\$	4,752,000	\$	4,752,000	REAL
PARMA LAS COLINAS TOWERS LLC	\$	65,915,720	\$	62,166,000	REAL
PARRISH MICHAEL R & ANGELA R	\$	1,679,930	\$	1,580,000	REAL
PATEL KAMLESH M & AMISHA G	\$	1,263,320	\$	1,200,000	REAL
PATEL MUKUND & DAXABEN	\$	1,468,640	\$	1,400,000	REAL
PATEL VIMAL M	\$	928,250	\$	800,000	REAL
PBH VALLEY CREEK LLC	\$	51,400,000	\$	47,000,000	REAL
PBH VALLEY RIDGE LLC	\$	53,550,000	\$	49,000,000	REAL
PENSA NUWIND LLC	\$	31,000,000	\$	28,000,000	REAL

PERFECT & COMFORT LIVING LLC	\$	4,300,000	\$	4,000,000	REAL
PERFECT AND MODERN TEAM LLC	\$	3,550,000	\$	3,450,000	REAL
PETCO	\$	424,640	\$	350,000	PERSONAL
PILLSBURY CO TAX DEPT	\$	950,000	\$	930,000	REAL
PILLSBURY CO TAX DEPT	\$	834,430	\$	834,430	REAL
PL LASCO OWNER LLC	\$	90,500,000	\$	87,800,000	REAL
POLO SANTIAGO	\$	7,275,000	\$	6,700,000	REAL
POP HOLDINGS LP	\$	1,091,380	\$	1,091,380	REAL
PPF AMLI 1050 LAKE CAROLYN PARKWAY LL	\$	68,000,000	\$	62,253,300	REAL
PPF AMLI 777 LAKE CAROLYN PARKWAY	\$	100,721,400	\$	88,450,000	REAL
PRIME US TOWER AT LAKE CAROLYN LLC	\$	67,750,000	\$	62,000,000	REAL
PROLOGISEXCHANGE STEMMONS	\$	7,753,150	\$	6,980,000	REAL
PROMENADE TX PARTNERS LLC	\$	73,000,000	\$	69,500,000	REAL
PROPERTY RESERVE INC	\$	74,847,820	\$	70,772,820	REAL
PROVIDENT GROUP IRVING PROPERTIES LLC	\$	57,000,000	\$	39,950,000	REAL
PS TEXAS HOLDINGS II LTD	\$	6,316,700	\$	5,900,000	REAL
PS TEXAS HOLDINGS II LTD	\$	6,301,540	\$	5,400,000	REAL
PS TEXAS HOLDINGS LTD	\$	3,863,670	\$	3,215,000	REAL
PS TEXAS HOLDINGS LTD	\$	4,928,360	\$	4,400,000	REAL
QSR 4 LLC	\$	728,270	\$	728,270	REAL
QSR 4 LLC	\$	978,080	\$	978,080	REAL
RAIBLE PLACE APARTMENTS LLC	\$	19,000,000	\$	16,200,000	REAL
RAMSEY LUTHER H	\$	1,612,100	\$	1,500,000	REAL
RAMSEY LUTHER HAROLD	\$	855,000	\$	800,000	REAL
RCP CRESTVIEW SPE LLC &	\$	30,250,000	\$	29,500,000	REAL
REALTY INCOME PROPERTIES 19 LLC	\$	2,083,290	\$	2,072,620	REAL
REALTY INCOME PROPERTIES 19 LLC	\$	771,750	\$	742,200	REAL
REALTY INCOME PROPERTIES 19 LLC	\$	1,233,750	\$	1,186,520	REAL
REALTY INCOME PROPERTIES 19 LLC	\$	661,500	\$	636,170	REAL
REALTY INCOME PROPERTIES 19 LLC	\$	661,500	\$	636,170	REAL
REGAL BUSINESS CENTER LLC	\$	11,000,000	\$	7,375,660	REAL
REGAL BUSINESS CENTER LLC	\$	17,624,340	\$	17,624,340	REAL
RESIDENCE AT SURROUND APARTMENT LLC	\$	39,425,000	\$	36,500,000	REAL
RESIDENCES NORTHGATE LLC	\$	48,875,000	\$	33,750,000	REAL
RICKY HOSPITALITY LLC	\$	1,720,000	\$	1,600,000	REAL
RIVERSIDE PROPERTY OWNERS LP	\$	37,623,120	\$	36,750,000	REAL
RIVERSIDE PROPERTY OWNERS LP	\$	10,136,020	\$	9,900,000	REAL
ROCHELLE PLACE L P	\$	12,500,000	\$	9,500,000	REAL
ROCK ISLAND IRVING LLC	\$	18,000,000	\$	16,750,000	REAL
RODRIGUEZ JOSE	\$	221,220	\$	212,000	REAL
ROSEMONT SUMMIT OPERATING LLC	\$	60,000,000	\$	54,000,000	REAL
RSP RIDGEVIEW PLACE	\$	32,166,670	\$	30,660,000	REAL
RSP RIDGEVIEW PLACE	\$	16,083,330	\$	15,340,000	REAL
SANDLIAN COLBY B & G B REV TR &	\$	3,710,600	\$	3,710,600	REAL
SAVOY DALLAS HOTELS LLC	\$	8,700,000	\$	8,200,000	REAL
SEDONA PARK APARTMENTS LLC	\$	39,950,000	\$	29,850,000	REAL
SEJ PROPERTIES LP	\$	8,941,170	\$	8,400,000	REAL
SEJ PROPERTIES LP	\$	5,000,000	\$	4,340,570	REAL

SEJ PROPERTIES LP	\$	1,500,000	\$	1,350,000	REAL
SEJ PROPERTIES LP	\$	640,000	\$	640,000	REAL
SEJ PROPERTIES LP	\$	2,155,150	\$	1,940,000	REAL
SEJ PROPERTIES LP	\$	2,400,000	\$	2,400,000	REAL
SEJ PROPERTIES LP	\$	650,000	\$	650,000	REAL
SERVICES DEVELOPMENT CORP	\$	11,300,000	\$	10,800,000	REAL
SFS PROPERTIES LLC	\$	8,183,500	\$	6,750,000	REAL
SHREEM LAS COLINAS LLC	\$	17,691,660	\$	17,691,660	REAL
SHRI AVDUTH INC	\$	1,695,000	\$	1,625,000	REAL
SKYPASS DEVELOPMENT LLC	\$	1,775,160	\$	1,676,540	REAL
SKYPASS DEVELOPMENT LLC	\$	5,572,200	\$	5,052,960	REAL
SL1000 RRH SPE LLC &	\$	19,979,750	\$	18,000,000	REAL
SL5 DFW INDUSTRIAL LP	\$	12,093,510	\$	10,500,000	REAL
SOUTHERN STAR LAS COLINAS LP	\$	17,500,000	\$	15,300,000	REAL
SPANISH HAVEN REDEVELOPMENT	\$	14,175,000	\$	12,350,000	REAL
STAINBACK RAYMOND F JR	\$	4,620,000	\$	4,250,000	REAL
STARCREST TEXAS PPTIES	\$	8,370,000	\$	7,550,000	REAL
STATE BANK OF TEXAS	\$	20,480,560	\$	18,000,000	REAL
SUBIL PROPERTIES LLC	\$	960,000	\$	930,000	REAL
SUN LIFE INSURANCE CO OF CANADA	\$	36,300,000	\$	33,700,000	REAL
SYMONDS STEPHEN M	\$	2,649,550	\$	2,300,000	REAL
TERRA FUNDING-URBAN TOWERS LLC	\$	12,252,330	\$	12,252,330	REAL
TERRA FUNDING-URBAN TOWERS LLC	\$	131,747,670	\$	124,147,670	REAL
TERRY INVESTMENT PROPERTY 1	\$	1,553,540	\$	1,553,540	REAL
TEXAS PARK MANOR LP	\$	11,950,000	\$	11,300,000	REAL
TEXAS SFI PARTNERSHIP 37 LTD	\$	41,000,000	\$	38,000,000	REAL
TILLAR IRVING BELTLINE	\$	3,332,450	\$	2,000,000	REAL
THREE WHITE OAKS CORPORATION	\$	1,887,000	\$	1,825,000	REAL
TMIF II BRIDGEPORT LP	\$	33,250,000	\$	31,400,000	REAL
TNP IRVNG SQUARE DST	\$	2,950,000	\$	2,950,000	REAL
TOURO ASHER PARK DE LLC	\$	33,500,000	\$	30,500,000	REAL
TOURO GROVE APARTMENTS LLC	\$	19,600,000	\$	18,500,000	REAL
TOURO RUSTIC RIDGE DE LLC	\$	24,800,000	\$	21,000,000	REAL
TOYOTA OF IRVING LTD	\$	636,740	\$	620,000	REAL
TOYOTA OF IRVING LTD	\$	12,325,000	\$	11,175,000	REAL
TOYOTA OF IRVING LTD	\$	720,370	\$	710,000	REAL
TOYOTA OF IRVING LTD	\$	146,480	\$	143,220	REAL
TOYOTA OF IRVING LTD	\$	537,520	\$	537,520	REAL
TP APARTMENTS LLC	\$	3,034,480	\$	2,730,000	REAL
TP APARTMENTS LLC	\$	7,965,520	\$	7,170,000	REAL
TR ATRIUM LP	\$	13,000,000	\$	12,000,000	REAL
TR ATRIUM LP	\$	7,000,000	\$	6,350,000	REAL
TRADER JOES COMPANY	\$	458,920	\$	458,920	REAL
TRASSATTS CORPORATION	\$	7,800,000	\$	7,000,000	REAL
TUCASA ACQUISITION LLC	\$	13,880,000	\$	12,400,000	REAL
TUP CARPENTER COURT LP	\$	11,209,850	\$	9,500,000	REAL
TX 2800 VALLEY VIEW LN DE LLC	\$	27,827,770	\$	25,000,000	REAL
USAA REAL ESTATE CO	\$	296,390	\$	296,390	REAL

USAA REAL ESTATE CO	\$	502,500	\$	502,500	REAL
USAA REAL ESTATE CO	\$	200	\$	200	REAL
USAA REAL ESTATE CO	\$	3,120	\$	3,120	REAL
USAA REAL ESTATE CO	\$	5,519,970	\$	5,478,000	REAL
USAA REAL ESTATE CO	\$	1,770	\$	1,770	REAL
USAA REAL ESTATE CO	\$	950,610	\$	950,610	REAL
USAA REAL ESTATE CO	\$	115,460	\$	115,460	REAL
USAA REAL ESTATE CO	\$	15,000,000	\$	10,500,000	REAL
USAA REAL ESTATE CO	\$	1,822,730	\$	1,822,730	REAL
VATC 200 DE LLC	\$	25,500,000	\$	23,800,000	REAL
VBAPT LLC	\$	22,000,000	\$	17,400,000	REAL
VELAZQUEZ CELIA &	\$	1,500,000	\$	1,450,000	REAL
VILLAGE ON WEST IRVING LLC	\$	10,250,000	\$	9,250,000	REAL
VILLAS ESTANCIA APARTMENTS LLC	\$	27,785,000	\$	22,750,000	REAL
WALGREEN CO AS OWNER AND LESSEE	\$	1,511,590	\$	1,441,000	REAL
WALGREEN CO AS OWNER AND LESSEE	\$	4,114,170	\$	2,450,000	REAL
WALGREEN CO AS OWNER AND LESSEE	\$	2,518,870	\$	2,405,000	REAL
WALKER MHP INVESTMENTS LLC	\$	1,200,000	\$	1,050,000	REAL
WALNUT HILL TX PARTNERS LLC	\$	75,000,000	\$	65,000,000	REAL
WATER STREET OCONNOR LP	\$	107,000,000	\$	104,000,000	REAL
WEST SHADY GROVE HOLDINGS LLC	\$	6,497,100	\$	6,050,000	REAL
WEST SHADY GROVE HOLDINGS LLC	\$	5,630,900	\$	5,250,000	REAL
WESTDALE BROOKSTONE TERRACE LP	\$	27,500,000	\$	25,650,000	REAL
WESTDALE BROOKSTONE/TERRACE LP	\$	21,500,000	\$	18,900,000	REAL
WESTDALE LAKERIDGE LTD	\$	23,000,000	\$	18,000,000	REAL
WESTDALE POLARIS PARTNERS	\$	19,250,000	\$	17,950,000	REAL
WESTDALE POLARIS PARTNERS	\$	6,900,000	\$	6,143,000	REAL
WESTDALE PPTIES AMERICA I	\$	25,250,000	\$	21,750,000	REAL
WESTDALE WOODMEADE LTD	\$	37,000,000	\$	30,400,000	REAL
WEISZ THOMAS J	\$	344,810	\$	267,500	REAL
WF AGAVE IRVING LLC	\$	2,297,870	\$	2,106,380	REAL
WF AGAVE IRVING LLC	\$	9,702,130	\$	8,893,620	REAL
WINGREN VILLAGE LP	\$	23,000,000	\$	20,500,000	REAL
WINKLE PIONEER COURT LTD	\$	191,710	\$	126,650	REAL
WINKLE PIONEER COURT LTD	\$	191,710	\$	126,650	REAL
WINKLE PIONEER COURT LTD	\$	194,560	\$	128,530	REAL
WINKLE PIONEER COURT LTD	\$	110,770	\$	73,200	REAL
WINKLE PIONEER COURT LTD	\$	110,770	\$	73,200	REAL
WINKLE PIONEER COURT LTD	\$	194,560	\$	128,530	REAL
WINKLE PIONEER COURT LTD	\$	191,710	\$	126,650	REAL
WINKLE PIONEER COURT LTD	\$	193,420	\$	127,780	REAL
WINKLE PIONEER COURT LTD	\$	193,230	\$	127,650	REAL
WINKLE PIONEER COURT LTD	\$	193,420	\$	127,780	REAL
WINKLE PIONEER COURT LTD	\$	191,710	\$	126,650	REAL
WINKLE PIONEER COURT LTD	\$	191,710	\$	126,650	REAL
WINKLE PIONEER COURT LTD	\$	194,560	\$	128,530	REAL
WINKLE PIONEER COURT LTD	\$	110,770	\$	73,200	REAL
WINKLE PIONEER COURT LTD	\$	110,770	\$	73,200	REAL

WINKLE PIONEER COURT LTD	\$	110,770	\$	73,200	REAL
WINKLE PIONEER COURT LTD	\$	110,770	\$	73,200	REAL
WINKLE PIONEER COURT LTD	\$	194,560	\$	128,530	REAL
WINKLE PIONEER COURT LTD	\$	191,710	\$	126,650	REAL
WINKLE PIONEER COURT LTD	\$	191,710	\$	126,650	REAL
WINKLE PIONEER COURT LTD	\$	193,420	\$	127,780	REAL
WINKLE PIONEER COURT LTD	\$	193,230	\$	127,650	REAL
WINKLE PIONEER COURT LTD	\$	193,420	\$	127,780	REAL
WINKLE PIONEER COURT LTD	\$	191,710	\$	126,650	REAL
WINKLE PIONEER COURT LTD	\$	194,560	\$	128,600	REAL
WINKLE PIONEER COURT LTD	\$	194,560	\$	128,600	REAL
WINKLE PIONEER COURT LTD	\$	191,710	\$	126,650	REAL
WINKLE PIONEER COURT LTD	\$	193,420	\$	127,780	REAL
WINKLE PIONEER COURT LTD	\$	193,230	\$	127,650	REAL
WINKLE PIONEER COURT LTD	\$	193,420	\$	127,780	REAL
WOODSHIRE MHC LLC	\$	3,537,640	\$	3,000,000	REAL
WOODSHIRE MHC LLC	\$	7,783,750	\$	6,900,000	REAL
WOODSHIRE MHC LLC	\$	7,565,350	\$	6,750,000	REAL
WOODWIND APARTMENTS LLC	\$	7,850,000	\$	6,800,000	REAL
WW MHP INVESTMENTS LLC	\$	2,385,000	\$	2,220,000	REAL
WWC LXXI LP	\$	28,000,000	\$	26,000,000	REAL
WWC XLII LP	\$	36,624,920	\$	32,500,000	REAL
WWC XLII LP	\$	36,625,080	\$	32,500,000	REAL
Z920 THIRD STREET LLC	\$	5,700,000	\$	4,700,000	REAL
ZACHARY SADEGHIAN	\$	168,250	\$	112,200	REAL
ZACHARY SADEGHIAN	\$	6,470	\$	6,470	REAL
ZACHARY SADEGHIAN	\$	4,680	\$	4,680	REAL
ZACHARY SADEGHIAN	\$	1,020	\$	1,020	REAL
ZACHARY SADEGHIAN	\$	23,940	\$	23,940	REAL
ZACHARY SADEGHIAN	\$	23,700	\$	23,700	REAL
ZACHARY SADEGHIAN	\$	7,000	\$	7,000	REAL
ZACHARY SADEGHIAN	\$	3,100	\$	3,100	REAL
ZACHARY SADEGHIAN	\$	6,380	\$	6,380	REAL
ZACHARY SADEGHIAN	\$	6,380	\$	6,380	REAL
ZACHARY SADEGHIAN	\$	105,740	\$	105,740	REAL
ZACHARY SADEGHIAN	\$	1,370	\$	1,370	REAL
ZACHARY SADEGHIAN	\$	183,740	\$	183,740	REAL
ZANDER PARK BORROWER DE LLC	\$	22,950,000	\$	19,500,000	REAL
TOTAL	\$	7,187,908,120	\$	6,470,283,004	

2023 ACTIVE LAWSUITS

OWNERS NAME	DCAD VALUE	TYPE OF PROPERTY
COP ENTERPRISES LLC	\$ 99,280	REAL
COP ENTERPRISES LLC	\$ 99,280	REAL
COP ENTERPRISES LLC	\$ 89,380	REAL
COP ENTERPRISES LLC	\$ 99,280	REAL
COP ENTERPRISES LLC	\$ 217,000	REAL
COP ENTERPRISES LLC	\$ 391,800	REAL
SURTI LEUVA PATIDAR SAMAJ OF DFW	\$ 1,050,270	REAL
SURTI LUEVA PATIDAR SAMAJ OF DFW	\$ 16,309,590	REAL
TOTAL	\$ 18,355,880	

2023 SETTLED LAWSUITS

OWNERS NAME	DCAD VALUE	SETTLED VALUE	TYPE OF PROPERTY
1111 TDS APARTMENTS LLC	\$ 26,800,000	\$ 24,000,000	REAL
1500 EAST AIRPORT FREEWAY LLC	\$ 4,784,000	\$ 4,000,000	REAL
1500 EAST AIRPORT FREEWAY LLC	\$ 504,590	\$ 504,590	REAL
1500 EAST AIRPORT FREEWAY LLC	\$ 6,916,000	\$ 5,800,000	REAL
1500 EAST AIRPORT FREEWAY LLC	\$ 3,869,230	\$ 3,545,410	REAL
1500 EAST AIRPORT FREEWAY LLC	\$ 14,560,000	\$ 11,950,000	REAL
1500 EAST AIRPORT FREEWAY LLC	\$ 11,960,000	\$ 9,425,000	REAL
1500 EAST AIRPORT FREEWAY LLC	\$ 6,500,000	\$ 5,100,000	REAL
1500 EAST AIRPORT FREEWAY LLC	\$ 10,036,000	\$ 8,500,000	REAL
1500 EAST AIRPORT FREEWAY LLC	\$ 2,652,000	\$ 2,390,000	REAL
161 AIRPORT CORPORATE LLC	\$ 11,412,000	\$ 9,800,000	REAL
1927 BELTLINE CP LTD	\$ 2,550,000	\$ 2,000,000	REAL
1927 EAST BELTLINE RD LLC	\$ 781,220	\$ 685,000	REAL
1929 GRAUWYLER LLC	\$ 12,560,000	\$ 12,300,000	REAL
2010 KINWES LLC	\$ 6,300,000	\$ 4,500,000	REAL
2200 WEST ROCHELLE LLC	\$ 8,000,000	\$ 6,050,000	REAL
2200 WEST ROCHELLE LLC	\$ 8,000,000	\$ 6,050,000	REAL
2325 STEMMONS HOTEL PRTNRS LLC	\$ 9,675,000	\$ 8,500,000	REAL
250 290 B&C LLC	\$ 36,256,000	\$ 34,191,000	REAL
250 290 B&C LLC	\$ 18,116,650	\$ 17,086,000	REAL
250 290 B&C LLC	\$ 20,383,000	\$ 19,223,000	REAL
2700 TRINITY SPE LLC	\$ 9,936,000	\$ 8,900,000	REAL
2929 PARK GROVE VNTRE LTD	\$ 20,305,000	\$ 18,740,000	REAL
2929 PARK GROVE VNTRE LTD	\$ 1,260,000	\$ 1,260,000	REAL
3228 WILLOW LLC	\$ 17,700,000	\$ 16,800,000	REAL
3429 WEST ROCHELLE LLC	\$ 19,950,000	\$ 18,300,000	REAL
4303 MARPOSA DRIVE	\$ 9,500,000	\$ 8,000,000	REAL
4409 MONTROSE LTD	\$ 25,160,790	\$ 24,000,000	REAL
4444 IRVING BLVD LP	\$ 4,533,400	\$ 4,150,000	REAL
4525 W PIONEER DR PROPERTY	\$ 32,000,000	\$ 29,000,000	REAL
500 EJC OFFICE OWNER LLC	\$ 29,000,000	\$ 27,600,000	REAL
600 LAS COLINAS OWNER LLC	\$ 74,500,000	\$ 67,700,000	REAL
7918 FERGUSON LLC	\$ 2,000,000	\$ 1,900,000	REAL
7929 BROOKRIVER SUB LLC	\$ 74,500,000	\$ 66,500,000	REAL
7929 BROOKRIVER SUB LLC	\$ 9,868,000	\$ 9,200,000	REAL
850 LAKE CAROLYN PKWY APARTMENTS INV	\$ 60,000,000	\$ 56,000,000	REAL
89 H A S HOTEL CORP	\$ 1,585,000	\$ 1,400,000	REAL
AARON HOLDINGS LLC	\$ 1,742,810	\$ 1,742,810	REAL
ABF FREIGHT SYSTEM INC	\$ 8,351,000	\$ 7,350,000	REAL
ABRAHAM ALVIN V	\$ 2,482,020	\$ 2,482,020	REAL

ABRAHAM SAJI PROPERTIES LLC	\$	520,780	\$	520,780	REAL
ABRAHAM SAJI PROPERTIES LLC	\$	240,000	\$	200,000	REAL
ACI REAL ESTATE SPE 155 LLC	\$	5,995,000	\$	5,441,000	REAL
AGAP GARLAND LLC	\$	6,487,500	\$	6,100,000	REAL
AGAS VENTURES LLC	\$	243,120	\$	190,710	REAL
AGAS VENTURES LLC	\$	231,570	\$	213,010	REAL
AGAS VENTURES LLC	\$	187,240	\$	172,230	REAL
AGAS VENTURES LLC	\$	172,970	\$	159,110	REAL
AGAS VENTURES LLC	\$	213,650	\$	196,530	REAL
AGAS VENTURES LLC	\$	215,000	\$	146,690	REAL
AGAS VENTURES LLC	\$	184,300	\$	169,530	REAL
AGAS VENTURES LLC	\$	198,900	\$	182,960	REAL
AGAS VENTURES LLC	\$	188,670	\$	173,550	REAL
AGAS VENTURES LLC	\$	216,590	\$	199,230	REAL
AGAS VENTURES LLC	\$	243,150	\$	223,660	REAL
AGAS VENTURES LLC	\$	203,490	\$	187,180	REAL
AGAS VENTURES LLC	\$	165,670	\$	152,390	REAL
AGAS VENTURES LLC	\$	176,710	\$	162,550	REAL
AGAS VENTURES LLC	\$	169,300	\$	155,730	REAL
AGAS VENTURES LLC	\$	182,780	\$	168,130	REAL
AGAS VENTURES LLC	\$	185,370	\$	170,520	REAL
AGRE WILLIAMS SQUARE HOLDINGS LLC	\$	65,363,100	\$	56,342,380	REAL
AGRE WILLIAMS SQUARE HOLDINGS LLC	\$	9,609,430	\$	8,283,240	REAL
AGRE WILLIAMS SQUARE HOLDINGS LLC	\$	63,795,210	\$	56,000,670	REAL
AGRE WILLIAMS SQUARE HOLDINGS LLC	\$	114,122,260	\$	99,373,710	REAL
AIGGRE TX HOTEL LAS COLINAS OWNER	\$	12,475,000	\$	11,400,000	REAL
ALC APARTMENTS LLC	\$	59,600,000	\$	54,000,000	REAL
ALESIO GARDEN &	\$	143,500,000	\$	121,250,000	REAL
ANGEL HOSPITALITY VIII LLC	\$	1,200,000	\$	1,200,000	REAL
APO IRVING LLC	\$	7,578,880	\$	5,750,000	REAL
AREA/EY WFT LLC	\$	10,680,520	\$	9,257,300	REAL
ASHDOW DIALYSIS LLC	\$	2,250,000	\$	2,025,000	REAL
AUTOZONE TEXAS LP	\$	603,390	\$	518,910	PERSONAL
AUTOZONE TEXAS LP	\$	657,110	\$	565,110	PERSONAL
AUTOZONE TEXAS LP	\$	540,910	\$	465,180	PERSONAL
AUTOZONE TEXAS LP	\$	597,180	\$	513,570	PERSONAL
AUTOZONE TEXAS LP	\$	538,310	\$	462,950	PERSONAL
AUTOZONE TEXAS LP	\$	2,242,010	\$	1,838,450	PERSONAL
BELL STACY GREETHUM TRUST THE	\$	996,500	\$	950,000	REAL
BELTLINE & GRANDE LTD PS	\$	13,000,000	\$	11,100,000	REAL
BELTLINE VILLAGE PARTNERS	\$	8,208,300	\$	7,250,000	REAL
BELTLINE/AIRPORT FREEWAY JOINT VENTURE	\$	3,365,260	\$	2,800,000	REAL
BELTLINE/AIRPORT FREEWAY JOINT VENTURE	\$	734,740	\$	700,000	REAL
BELTLINE/AIRPORT FREEWAY JOINT VENTURE	\$	7,900,000	\$	6,500,000	REAL
BEST BUY STORES LP	\$	2,300,440	\$	1,932,370	PERSONAL
BETTER INC	\$	2,835,100	\$	2,500,000	REAL
BHP INVESTENTS CO	\$	4,425,000	\$	4,000,000	REAL
BIO WORLD MERCHANDISING INC	\$	14,439,440	\$	13,900,000	PERSONAL
BLVD AL LP THE	\$	1,778,910	\$	1,705,000	REAL

BMGREI ESTERS LLC	\$	12,065,630	\$	11,362,500	REAL
BMGREI ESTERS LLC	\$	30,834,370	\$	29,037,500	REAL
BMGREI METKER LLC	\$	9,988,000	\$	8,000,000	REAL
BRE KNIGHT SH TX OWNER LLC	\$	4,100,000	\$	3,700,000	REAL
BREIT INDUSTRIAL CANYON TX	\$	115,390	\$	115,390	REAL
BROWN COLINAS POINTE LLC	\$	20,000,000	\$	18,000,000	REAL
BUDHWANI & VIRANI INC	\$	5,060,000	\$	4,543,000	REAL
CAD ASSETS LLC	\$	3,600,000	\$	3,200,000	REAL
CANAL CENTR INVESTORS LLC	\$	35,000,000	\$	32,500,000	REAL
CANTEX GRAUWYLER LLC	\$	2,299,100	\$	2,299,100	REAL
CANTEX GRAUWYLER LLC	\$	12,585,630	\$	10,500,000	REAL
CARMAX AUTO SUPERSTORES	\$	11,741,010	\$	9,474,630	REAL
CARMAX AUTO SUPERSTORES	\$	1,025,370	\$	1,025,370	REAL
CAROLYN PROPERTY OWNER LP	\$	73,000,000	\$	63,800,000	REAL
CASCADE DALLAS OPERATING LLC	\$	9,500,000	\$	8,000,000	REAL
CAVADIAN PROPERTIES LLC	\$	306,370	\$	251,190	REAL
CCP MILLBROOK 1678 LLC	\$	5,200,000	\$	4,950,000	REAL
CFT NV DEVELOPMENTS LLC	\$	1,221,130	\$	1,100,000	REAL
CHALET APARTMENTS LLC	\$	27,600,000	\$	25,500,000	REAL
CHATHEAU AT WILDBRIAR LP	\$	17,000,000	\$	12,500,000	REAL
CHICK FIL A INC	\$	847,050	\$	762,350	PERSONAL
CHICK FIL A INC	\$	951,620	\$	886,210	REAL
CNC SPC LP	\$	8,489,220	\$	8,489,220	REAL
CNC SPC LP	\$	16,760,780	\$	16,760,780	REAL
COLE CV DUNCANVILLE TX LP	\$	1,900,000	\$	1,843,000	REAL
COLE CV DUNCANVILLE TX LP	\$	2,388,750	\$	2,108,000	REAL
COLE CV DUNCANVILLE TX LP	\$	1,902,900	\$	1,902,900	REAL
COLINAS RANCH APARTMENTS LLC	\$	19,850,000	\$	14,000,000	REAL
COLONY MULTIFAMILY 3321 LLC THE	\$	4,975,700	\$	4,332,000	REAL
COLONY MULTIFAMILY 3321 LLC THE	\$	1,693,850	\$	1,475,000	REAL
COLONY MULTIFAMILY 3321 LLC THE	\$	5,081,560	\$	4,425,000	REAL
COLONY MULTIFAMILY 3321 LLC THE	\$	7,198,880	\$	6,268,000	REAL
COLUMBIA PROPERTIES	\$	45,500,000	\$	39,000,000	REAL
CORSAIR IRVING OWNER LLC	\$	29,000,000	\$	25,000,000	REAL
COTTONWOOD LANE PROPERTIES LLC	\$	8,985,260	\$	8,500,000	REAL
CP 511 BUILDING LLC	\$	22,500,000	\$	18,500,000	REAL
CREEKWOOD APTS LLC	\$	26,646,920	\$	24,000,000	REAL
CRESTVIEW STONEHILL LLC	\$	28,000,000	\$	25,500,000	REAL
CROSS COURT TEXAS LLC	\$	1,260,000	\$	1,225,000	REAL
DALLAS FT WORTH PARTNERS LLC	\$	1,933,020	\$	1,933,020	REAL
DALLAS FT WORTH PARTNERS LLC	\$	4,027,410	\$	4,027,410	REAL
DALLAS FT WORTH PARTNERS LLC	\$	2,247,150	\$	2,247,150	REAL
DALLAS METRO APARTMENTS LLC	\$	5,500,000	\$	5,000,000	REAL
DAYTON HUDSON CORP	\$	5,715,000	\$	5,599,000	REAL
DELUJO EL MOROCCO LLC	\$	13,300,000	\$	11,900,000	REAL
DEVA CORPORATION	\$	6,050,000	\$	5,700,000	REAL
DFW AIRPORT HOSPITALITY	\$	9,900,000	\$	8,400,000	REAL
DILLARDS TEXAS CENTRAL LLC	\$	2,271,100	\$	1,953,140	PERSONAL
DK CREST OWNER LLC	\$	69,500,000	\$	65,450,000	REAL

DLC HOTEL OWNER LLC	\$	950,610	\$	950,610	REAL
DLC HOTEL OWNER LLC	\$	73,678,650	\$	70,178,650	REAL
DLC HOTEL OWNER LLC	\$	370,740	\$	370,740	REAL
DOGWOOD PROPCO TX II LP	\$	12,343,360	\$	10,000,000	REAL
DRIVER RE IRVING LLC	\$	466,610	\$	400,000	REAL
DSJR LLC	\$	7,950,000	\$	7,300,000	REAL
EAGLE CREST BORROWER LLC	\$	33,602,680	\$	31,281,250	REAL
EAGLE CREST BORROWER LLC	\$	24,297,320	\$	22,618,750	REAL
EL PRIMERO EXPRESS LP	\$	4,750,000	\$	4,150,000	REAL
EMERALD POINT APARTMENTS	\$	5,770	\$	5,770	REAL
EMERALD POINT APARTMENTS	\$	7,552,710	\$	6,744,230	REAL
EPC WESTGATE LLC	\$	5,586,600	\$	4,842,000	REAL
EPC WESTGATE LLC	\$	6,085,400	\$	5,274,000	REAL
EPC WESTGATE LLC	\$	29,440,000	\$	27,666,000	REAL
EPC WESTGATE LLC	\$	12,788,000	\$	12,018,000	REAL
ESD DFW SOUTH 2011 LP	\$	28,000,000	\$	21,500,000	REAL
ESTRADA 180 LLC	\$	19,500,000	\$	16,250,000	REAL
ESTRADA LUXURY APARTMENTS LLC	\$	27,000,000	\$	25,000,000	REAL
ESTRADA REVO LLC &	\$	33,800,000	\$	28,900,000	REAL
FIVF III TX2 LLC	\$	13,000,000	\$	10,750,000	REAL
FREEWAY LLC	\$	21,388,460	\$	16,000,000	REAL
GEP SILVERTON LLC	\$	31,876,800	\$	27,000,000	REAL
GL MARBLETREE LLC	\$	33,675,000	\$	30,750,000	REAL
GL MARBLETREE LLC	\$	11,225,000	\$	10,250,000	REAL
GLENRIDGE HOSPITALITY LP	\$	10,389,870	\$	9,127,380	REAL
GLENRIDGE HOSPITALITY LP	\$	310,140	\$	310,140	REAL
GLENRIDGE HOSPITALITY LP	\$	13,750,000	\$	12,400,000	REAL
GRANITE CIMARRON MEADOWS LLC	\$	9,639,510	\$	7,595,000	REAL
GREENWAY RESTAURANT	\$	9,975,000	\$	8,500,000	REAL
GROUP 1 REALTY INC	\$	3,500,000	\$	3,250,000	REAL
H&B DEVELOPMENT AND	\$	825,000	\$	775,000	REAL
HCD DALLAS CORPORATION	\$	49,990,000	\$	39,200,000	REAL
HCD DALLAS CORPORATION	\$	810,000	\$	800,000	REAL
HD DEVELOPMENT PPTIES LP	\$	5,350,000	\$	5,250,000	REAL
HERNANDEZ GABRIEL &	\$	682,530	\$	682,530	REAL
HERNANDEZ GABRIEL &	\$	1,293,060	\$	1,293,060	REAL
HERNANDEZ GABRIEL &	\$	249,080	\$	249,080	REAL
HERNANDEZ GABRIEL &	\$	243,580	\$	243,580	REAL
HERNANDEZ GABRIEL &	\$	243,940	\$	243,940	REAL
HERNANDEZ GABRIEL &	\$	250,000	\$	250,000	REAL
HERNANDEZ GABRIEL &	\$	215,280	\$	215,280	REAL
HERNANDEZ GABRIEL &	\$	227,230	\$	227,230	REAL
HERNANDEZ GABRIEL &	\$	259,770	\$	259,770	REAL
HERNANDEZ GABRIEL &	\$	254,130	\$	254,130	REAL
HERNANDEZ GABRIEL &	\$	258,050	\$	258,050	REAL
HERNANDEZ GABRIEL &	\$	249,110	\$	249,110	REAL
HERNANDEZ GABRIEL &	\$	258,250	\$	258,250	REAL
HERNANDEZ GABRIEL &	\$	245,830	\$	245,830	REAL
HERNANDEZ GABRIEL &	\$	324,820	\$	324,820	REAL

HERNANDEZ GABRIEL &	\$	329,410	\$	329,410	REAL
HERNANDEZ GABRIEL &	\$	711,180	\$	711,180	REAL
HERNANDEZ GABRIEL &	\$	765,660	\$	765,660	REAL
HERNANDEZ GABRIEL &	\$	175,000	\$	175,000	REAL
HERNANDEZ GABRIEL &	\$	234,910	\$	234,910	REAL
HERNANDEZ GABRIEL &	\$	145,000	\$	145,000	REAL
HERNANDEZ GABRIEL &	\$	204,620	\$	204,620	REAL
HERNANDEZ GABRIEL &	\$	256,960	\$	256,960	REAL
HERNANDEZ GABRIEL &	\$	225,180	\$	225,180	REAL
HERNANDEZ GABRIEL &	\$	226,390	\$	226,390	REAL
HERNANDEZ GABRIEL &	\$	248,920	\$	248,920	REAL
HERNANDEZ GABRIEL &	\$	264,060	\$	264,060	REAL
HIGHLAND CREST LTD	\$	25,000,000	\$	23,700,000	REAL
HILLTOPPER APARTMENTS IRVING LLC	\$	7,418,230	\$	6,250,000	REAL
HKRK MGMT INC	\$	3,725,000	\$	3,425,000	REAL
HKSKN MANAGERS 1 LTD	\$	3,750,000	\$	3,400,000	REAL
IFCAP EVERGREEN LP	\$	57,300	\$	45,840	REAL
IFCAP EVERGREEN LP	\$	62,200	\$	49,760	REAL
IFCAP EVERGREEN LP	\$	62,200	\$	49,760	REAL
IFCAP EVERGREEN LP	\$	57,300	\$	45,840	REAL
IFCAP EVERGREEN LP	\$	62,200	\$	49,760	REAL
IFCAP EVERGREEN LP	\$	62,200	\$	49,760	REAL
IFCAP EVERGREEN LP	\$	70,600	\$	56,480	REAL
IFCAP EVERGREEN LP	\$	70,600	\$	56,480	REAL
IFCAP EVERGREEN LP	\$	62,200	\$	49,760	REAL
IFCAP EVERGREEN LP	\$	57,300	\$	45,840	REAL
IFCAP EVERGREEN LP	\$	62,200	\$	49,760	REAL
IFCAP EVERGREEN LP	\$	70,600	\$	56,480	REAL
IFCAP EVERGREEN LP	\$	57,300	\$	45,840	REAL
IFCAP EVERGREEN LP	\$	62,200	\$	49,760	REAL
IFCAP EVERGREEN LP	\$	62,200	\$	49,760	REAL
IFCAP EVERGREEN LP	\$	70,600	\$	56,480	REAL
IFCAP EVERGREEN LP	\$	57,300	\$	45,840	REAL
IFCAP EVERGREEN LP	\$	62,200	\$	49,760	REAL
IFCAP EVERGREEN LP	\$	62,200	\$	49,760	REAL
IFCAP EVERGREEN LP	\$	70,600	\$	56,480	REAL
IFCAP EVERGREEN LP	\$	70,600	\$	56,480	REAL
IFCAP EVERGREEN LP	\$	57,300	\$	45,840	REAL
IFCAP EVERGREEN LP	\$	62,200	\$	49,760	REAL
IFCAP EVERGREEN LP	\$	62,200	\$	49,760	REAL
IFCAP EVERGREEN LP	\$	70,600	\$	56,480	REAL
IFCAP EVERGREEN LP	\$	70,600	\$	56,480	REAL
IFCAP EVERGREEN LP	\$	90,400	\$	72,320	REAL
IFCAP EVERGREEN LP	\$	90,400	\$	72,320	REAL
IFCAP EVERGREEN LP	\$	90,400	\$	72,320	REAL
IFCAP EVERGREEN LP	\$	90,400	\$	72,320	REAL
IFCAP EVERGREEN LP	\$	90,400	\$	72,320	REAL

IFCAP EVERGREEN LP	\$	90,400	\$	72,320	REAL
IFCAP EVERGREEN LP	\$	90,400	\$	72,320	REAL
IFCAP EVERGREEN LP	\$	90,400	\$	72,320	REAL
IFCAP EVERGREEN LP	\$	90,400	\$	72,320	REAL
IFCAP EVERGREEN LP	\$	90,400	\$	72,320	REAL
IFCAP EVERGREEN LP	\$	90,400	\$	72,320	REAL
IFCAP EVERGREEN LP	\$	90,400	\$	72,320	REAL
IFCAP EVERGREEN LP	\$	90,400	\$	72,320	REAL
IFCAP EVERGREEN LP	\$	90,400	\$	72,320	REAL
IFCAP EVERGREEN LP	\$	90,400	\$	72,320	REAL
IFCAP EVERGREEN LP	\$	90,400	\$	72,320	REAL
IFCAP EVERGREEN LP	\$	90,400	\$	72,320	REAL
IFCAP EVERGREEN LP	\$	90,400	\$	72,320	REAL
IFCAP EVERGREEN LP	\$	90,400	\$	72,320	REAL
IFCAP EVERGREEN LP	\$	90,400	\$	72,320	REAL
IFCAP EVERGREEN LP	\$	90,400	\$	72,320	REAL
IFCAP EVERGREEN LP	\$	90,400	\$	72,320	REAL
IFCAP EVERGREEN LP	\$	90,400	\$	72,320	REAL
IFCAP EVERGREEN LP	\$	90,400	\$	72,320	REAL
IFCAP EVERGREEN LP	\$	90,400	\$	72,320	REAL
IFCAP EVERGREEN LP	\$	90,400	\$	72,320	REAL
IFCAP EVERGREEN LP	\$	90,400	\$	72,320	REAL
IFCAP EVERGREEN LP	\$	90,400	\$	72,320	REAL
IMT CAPITAL III LAKESHORE LOFTS LP	\$	69,000,000	\$	63,100,000	REAL
IRBY LANE ASSOCIATES LTD	\$	24,000,000	\$	20,900,000	REAL
IRVING 4600 WEST PIONEER	\$	46,250,000	\$	37,600,000	REAL
IRVING 5 STAR MANAGEMENT LLC	\$	155,560	\$	116,670	REAL
IRVING 5 STAR MANAGEMENT LLC	\$	901,740	\$	676,300	REAL
IRVING 5 STAR MANAGEMENT LLC	\$	167,260	\$	125,450	REAL
IRVING 5 STAR MANAGEMENT LLC	\$	512,000	\$	405,000	REAL
IRVING 5 STAR MANAGEMENT LLC	\$	1,656,610	\$	1,539,580	REAL
IRVING 5 STAR MANAGEMENT LLC	\$	264,000	\$	223,000	REAL
IRVING 5 STAR MANAGEMENT LLC	\$	250,000	\$	213,000	REAL
IRVING 5 STAR MANAGEMENT LLC	\$	244,000	\$	195,000	REAL
IRVING 5 STAR MANAGEMENT LLC	\$	192,000	\$	175,000	REAL
IRVING 5 STAR MANAGEMENT LLC	\$	182,000	\$	165,000	REAL
IRVING 5 STAR MANAGEMENT LLC	\$	1,563,000	\$	1,370,000	REAL
IRVING 5 STAR MANAGEMENT LLC	\$	483,000	\$	400,000	REAL
IRVING 5 STAR MANAGEMENT LLC	\$	449,000	\$	386,000	REAL
IRVING 5 STAR MANAGEMENT LLC	\$	128,000	\$	110,000	REAL
IRVING 5 STAR MANAGEMENT LLC	\$	2,451,720	\$	1,900,000	REAL
IRVING BRITAIN WAY APRARTMENTS LP	\$	8,666,670	\$	7,600,000	REAL
IRVING BRITAIN WAY APRARTMENTS LP	\$	4,333,330	\$	3,800,000	REAL
IRVING BUS PROPERTIES LLC	\$	2,251,350	\$	1,950,000	REAL
IRVING LODGING LLC	\$	9,300,000	\$	7,743,000	REAL
ISA HOSPITALITY INC	\$	2,525,000	\$	2,300,000	REAL
JAHCO FAIR OAKS LP	\$	7,750,000	\$	6,950,000	REAL
JARS BRITTANY 169 LLC	\$	12,600,000	\$	11,300,000	REAL
JARS HEIGHTS 79 LLC	\$	1,490,510	\$	1,329,120	REAL
JARS HEIGHTS 79 LLC	\$	2,384,810	\$	2,126,580	REAL
JARS HEIGHTS 79 LLC	\$	3,974,680	\$	3,544,300	REAL

JB DALLAS LLC	\$	2,475,000	\$	2,400,000	REAL
JDFW II LLC	\$	89,000,000	\$	80,500,000	REAL
JDFW LLC	\$	60,500,000	\$	57,200,000	REAL
JORDAN KATZ AVALON LLC	\$	32,500,000	\$	29,800,000	REAL
KARAN ASSOCIATES TWO	\$	1,500,000	\$	1,262,610	REAL
KARAN ASSOCIATES TWO	\$	1,600,000	\$	1,337,390	REAL
KORE 125 JOHN CARPENTER LLC	\$	75,650,000	\$	71,900,000	REAL
KROGER TEXAS LP	\$	4,100,000	\$	4,077,580	REAL
KROGER TEXAS LP	\$	1,575,000	\$	1,540,130	REAL
KROGER TEXAS LP	\$	11,680,630	\$	11,245,270	REAL
KROGER TEXAS LP	\$	1,800,000	\$	1,781,520	REAL
KROGER TEXAS LP	\$	960,000	\$	950,260	REAL
LADERA RANCH LLC	\$	29,750,000	\$	27,160,000	REAL
LAKE FOREST VALLEY HOLDINGS LLC	\$	4,485,530	\$	4,169,060	REAL
LAKE FOREST VALLEY HOLDINGS LLC	\$	6,291,390	\$	5,630,940	REAL
LAKE WORTH HOTEL CORP	\$	3,750,000	\$	3,300,000	REAL
LAS COLINAS I HOLDCO LP	\$	107,334,180	\$	100,000,000	REAL
LAS COLINAS II HOLDCO LP	\$	57,665,820	\$	53,800,000	REAL
LBH LAS COLINAS PLAZA LLC	\$	26,300,000	\$	25,000,000	REAL
LEGACY REI GROUP SA LLC	\$	13,673,510	\$	12,130,000	REAL
LEGACY REI GROUP SA LLC	\$	4,926,490	\$	4,370,000	REAL
LION NORTHGATE LLC &	\$	24,000,000	\$	22,000,000	REAL
LION TRINITY LLC	\$	61,000,000	\$	54,000,000	REAL
LION WOODCHASE CLARENDON LLC	\$	23,232,000	\$	21,293,230	REAL
LION WOODCHASE CLARENDON LLC	\$	8,954,000	\$	8,206,770	REAL
LOONEY FAMILY 2014 TRUST THE	\$	2,217,330	\$	1,600,000	REAL
LOONEY FAMILY 2014 TRUST THE	\$	1,073,070	\$	700,000	REAL
LOOP HOTEL INC	\$	1,085,000	\$	950,000	REAL
LOWEN TRINITY MILLS	\$	12,375,000	\$	10,500,000	REAL
LOWEN TRINITY MILLS	\$	197,830	\$	197,830	REAL
LOWES HOME CENTERS INC	\$	7,200,000	\$	7,000,000	REAL
LPD REALTY LLC	\$	19,000,000	\$	17,000,000	REAL
LRF2 TOWNE NORTH	\$	10,680,000	\$	9,275,000	REAL
LRF2 TOWNE NORTH	\$	4,920,000	\$	4,475,000	REAL
MA LEG PARTNERS 6	\$	205,000	\$	183,690	REAL
MA LEG PARTNERS 6	\$	133,470	\$	133,200	REAL
MAA ALLOY LLC	\$	66,700,000	\$	55,500,000	REAL
MACARTHUR PLACE	\$	29,346,150	\$	27,878,840	REAL
MACARTHUR PLACE	\$	25,153,850	\$	23,896,160	REAL
MALL GROUND PORTFOLIO LLC	\$	41,500,000	\$	21,005,140	REAL
MALL GROUND PORTFOLIO LLC	\$	2,050,000	\$	1,600,000	REAL
MALL GROUND PORTFOLIO LLC	\$	4,850,000	\$	3,900,000	REAL
MALL GROUND PORTFOLIO LLC	\$	193,440	\$	193,440	REAL
MALL GROUND PORTFOLIO LLC	\$	1,301,420	\$	1,301,420	REAL
MARABELLA APRARTMENTS II	\$	30,651,570	\$	28,337,350	REAL
MARABELLA APRARTMENTS II	\$	34,248,430	\$	31,662,650	REAL
MARS ROCHELLE LLC &	\$	5,550,000	\$	5,120,000	REAL
MCDAVID IRVING HON LLC	\$	3,600,000	\$	2,430,000	REAL
MCDAVID IRVING HON LLC	\$	51,860	\$	51,860	REAL

MCDAVID IRVING HON LLC	\$	2,800,000	\$	2,115,000	REAL
MCDAVID IRVING HON LLC	\$	4,525,000	\$	3,378,000	REAL
MCDAVID IRVING HON LLC	\$	6,725,000	\$	4,945,000	REAL
MEADOW CREEK RANCH MHC LLC	\$	6,227,770	\$	4,950,000	REAL
MEADOW CREEK RANCH MHC LLC	\$	3,115,880	\$	2,900,000	REAL
MEADOW OAKS HOLDINGS LP	\$	10,483,800	\$	10,483,800	REAL
MFO PPTIES LTD	\$	1,500,000	\$	1,500,000	REAL
MM COURTYARDS LLC	\$	19,500,000	\$	18,000,000	REAL
MONTEGO BAY LLC	\$	5,165,990	\$	4,600,000	REAL
MONTERRA APARTMENTS LP	\$	47,850,000	\$	44,877,000	REAL
MONTERRA APARTMENTS LP	\$	47,850,000	\$	47,850,000	REAL
MPG TEXAS 1 LLC	\$	14,650,000	\$	12,400,000	REAL
NEPTUNE VENTURES LLC	\$	300,000	\$	280,000	REAL
NEPTUNE VENTURES LLC	\$	237,560	\$	225,000	REAL
NEPTUNE VENTURES LLC	\$	283,950	\$	270,000	REAL
NEPTUNE VENTURES LLC	\$	317,940	\$	300,000	REAL
NEWPORT APARTMENTS PROPERTY OWNER L	\$	33,000,000	\$	24,000,000	REAL
NL ASSETS LANDEN DE LLC	\$	17,160,000	\$	16,000,000	REAL
NLP TEXAS ONE LLC	\$	62,687,840	\$	46,500,000	REAL
NLP TEXAS ONE LLC	\$	58,900,000	\$	56,000,000	REAL
NORTH TEXAS FAMILY	\$	11,750,000	\$	11,000,000	REAL
NORTHGATE CONSOLIDATED	\$	4,937,900	\$	4,600,000	REAL
NORTHWEST PARK ASSOC	\$	7,480,470	\$	6,699,250	REAL
NORTHWEST PARK ASSOC	\$	11,669,530	\$	10,450,750	REAL
OAKWAY MANOR LLC	\$	6,540,170	\$	5,700,000	REAL
OBSIDIAN SUMMER GATE OWNER	\$	20,350,000	\$	18,000,000	REAL
OMNINET FOXBOROUGH LP	\$	33,244,440	\$	28,373,330	REAL
OMNINET FOXBOROUGH LP	\$	13,505,560	\$	11,526,670	REAL
P LURA LLC	\$	940,000	\$	900,000	REAL
PAR CAPITAL 122 WEST LLC	\$	27,800,000	\$	26,500,000	REAL
PARMA LAS COLINAS TOWERS LLC	\$	68,898,000	\$	63,400,000	REAL
PARMA LAS COLINAS TOWERS LLC	\$	42,850,000	\$	39,348,000	REAL
PARMA LAS COLINAS TOWERS LLC	\$	4,752,000	\$	4,752,000	REAL
PARRISH MICHAEL R & ANGELA R	\$	1,591,500	\$	1,475,000	REAL
PATEL MADAN &	\$	1,157,240	\$	1,050,000	REAL
PBH VALLEY CREEK LLC	\$	48,950,000	\$	45,900,000	REAL
PBH VALLEY RIDGE LLC	\$	51,000,000	\$	48,000,000	REAL
PERFECT & COMFORT LIVING LLC	\$	4,000,000	\$	3,600,000	REAL
PERFECT AND MODERN TEAM LLC	\$	3,250,000	\$	3,000,000	REAL
PETCO ANIMAL SUPPLIES INC	\$	376,310	\$	331,150	REAL
PH IRVING LLC	\$	3,850,000	\$	3,550,000	PERSONAL
PL LASCO OWNER LLC	\$	88,250,000	\$	84,000,000	REAL
POLO SANTIAGO	\$	6,970,000	\$	6,375,000	REAL
PPF AMLI 1050 LAKE CAROLYN PARKWAY LLC	\$	63,500,000	\$	59,500,000	REAL
PPF AMLI 777 LAKE CAROLYN PARKWAY	\$	96,675,000	\$	84,000,000	REAL
PRIME US TOWER AT LAKE CAROLYN	\$	66,950,000	\$	61,900,000	REAL
PROMENADE TX PARTNERS LLC	\$	73,000,000	\$	67,000,000	REAL
PROPERTY RESERVE INC	\$	72,972,820	\$	68,472,820	REAL
PROVIDENT GROUP IRVING PROPERTIES LLC	\$	47,000,000	\$	32,500,000	REAL

PS LPT PROPERTIES INVESTORS	\$	3,404,010	\$	3,000,000	REAL
PS TEXAS HOLDINGS II LTD	\$	5,483,000	\$	5,250,000	REAL
PS TEXAS HOLDINGS II LTD	\$	5,712,750	\$	5,550,000	REAL
RAIBLE PLACE APARTMENTS LLC	\$	16,995,000	\$	14,450,000	REAL
RAMSEY LUTHER H	\$	1,612,000	\$	1,500,000	REAL
RAMSEY LUTHER HAROLD	\$	812,800	\$	750,000	REAL
REGAL BUSINESS CENTER LLC	\$	13,963,750	\$	13,963,750	REAL
REGAL BUSINESS CENTER LLC	\$	7,568,690	\$	7,000,000	REAL
RESIDENCE AT SURROUND	\$	36,300,000	\$	34,500,000	REAL
RESIDENCES NORTHGATE LLC	\$	45,270,000	\$	32,500,000	REAL
RICKY HOSPITALITY LLC	\$	1,770,000	\$	1,650,000	REAL
ROCHELLE PLACE LP	\$	11,100,000	\$	9,085,000	REAL
ROCK ISLAND IRVING LLC	\$	17,000,000	\$	15,700,000	REAL
ROSEMONT SUMMIT OPERATING LLC	\$	63,250,000	\$	55,000,000	REAL
RSP RIDGEVIEW PLACE	\$	30,833,330	\$	29,266,660	REAL
RSP RIDGEVIEW PLACE	\$	15,416,670	\$	14,633,340	REAL
SAIBABA DFW LODGING LLC	\$	4,845,000	\$	4,845,000	REAL
SANCHEZ THOMAS C	\$	346,500	\$	325,000	REAL
SANDLIAN COLBY B &	\$	3,202,500	\$	3,100,000	REAL
SAVOY DALLAS HOTELS LLC	\$	8,700,000	\$	7,200,000	REAL
SCP 2002D 4 LLC	\$	2,062,510	\$	2,018,000	REAL
SCP 2002D 4 LLC	\$	124,800	\$	124,800	REAL
SEDONA PARK APARTMENTS LLC	\$	36,200,000	\$	26,150,000	REAL
SEJ PROPERTIES LP	\$	650,540	\$	640,000	REAL
SEJ PROPERTIES LP	\$	8,304,220	\$	7,800,000	REAL
SEJ PROPERTIES LP	\$	4,100,000	\$	4,100,000	REAL
SEJ PROPERTIES LP	\$	2,465,840	\$	2,400,000	REAL
SEJ PROPERTIES LP	\$	2,273,550	\$	1,500,000	REAL
SEJ PROPERTIES LP	\$	1,850,000	\$	1,250,000	REAL
SEJ PROPERTIES LP	\$	1,010,670	\$	650,000	REAL
SFS PROPERTIES LLC	\$	4,169,180	\$	3,950,000	REAL
SOUTHERN STAR LAS COLINAS LP	\$	15,400,000	\$	13,087,000	REAL
SPANISH HAVEN REDEVELOPMENT	\$	13,000,000	\$	10,500,000	REAL
STAINBACK RAYMOND F JR	\$	4,580,000	\$	4,250,000	REAL
STARCORE CR	\$	19,850,000	\$	19,850,000	REAL
STARCREST TEXAS PPTIES	\$	6,975,000	\$	6,250,000	REAL
STATE BANK OF TEXAS	\$	2,245,000	\$	1,900,000	REAL
STATE BANK OF TEXAS	\$	9,626,240	\$	9,626,240	REAL
SUN LIFE INSURANCE CO OF CANADA	\$	37,950,000	\$	34,500,000	REAL
SYMONDS STEPHEN M	\$	1,634,180	\$	1,634,180	REAL
TERRA FUNDING-URBAN TOWERS LLC	\$	12,252,330	\$	12,252,330	REAL
TERRA FUNDING-URBAN TOWERS LLC	\$	145,247,670	\$	128,247,670	REAL
TERRY INVESTMENT PROPERTY 1	\$	1,710,000	\$	1,710,000	REAL
TEXAS FLORIDA CEDARS LP	\$	12,250,000	\$	11,050,000	REAL
TEXAS FOUR PPTIES LLC	\$	14,950,000	\$	12,500,000	REAL
TEXAS PARK MANOR LP	\$	10,920,000	\$	10,400,000	REAL
TEXAS SFI PARTNERSHIP 37 LTD	\$	41,440,000	\$	38,000,000	REAL
TMIF II BRIDGEPORT LP	\$	32,500,000	\$	29,800,000	REAL
TNP IRVING SQUARE DST	\$	2,750,000	\$	2,750,000	REAL

TOURO ASHER PARK DE LLC	\$	30,500,000	\$	28,440,000	REAL
TOURO RUSTIC RIDGE DE LLC	\$	22,900,000	\$	18,400,000	REAL
TOYOTA OF IRVING LTD	\$	630,000	\$	625,000	REAL
TOYOTA OF IRVING LTD	\$	14,500,000	\$	11,175,000	REAL
TP APARTMENTS LLC	\$	7,313,790	\$	6,227,500	REAL
TP APARTMENTS LLC	\$	2,786,210	\$	2,372,500	REAL
TR ATRIUM LP	\$	16,342,630	\$	13,900,000	REAL
TR ATRIUM LP	\$	8,300,000	\$	7,600,000	REAL
TUP CARPENTER COURT LP	\$	11,250,000	\$	8,900,000	REAL
TSCA 222 LIMITED PS	\$	5,625,000	\$	5,000,000	REAL
TX 2800 VALLEY VIEW LN DE LLC	\$	21,542,090	\$	20,250,000	REAL
UNITED RENTALS AS LESSEE	\$	4,897,250	\$	4,150,000	REAL
USAA REAL ESTATE CO	\$	296,390	\$	296,390	REAL
USAA REAL ESTATE CO	\$	502,500	\$	502,500	REAL
USAA REAL ESTATE CO	\$	5,519,970	\$	5,478,000	REAL
USAA REAL ESTATE CO	\$	10,900,000	\$	950,610	REAL
USAA REAL ESTATE CO	\$	200	\$	200	REAL
USAA REAL ESTATE CO	\$	3,120	\$	3,120	REAL
USAA REAL ESTATE CO	\$	1,770	\$	1,770	REAL
USAA REAL ESTATE CO	\$	115,460	\$	115,460	REAL
USAA REAL ESTATE CO	\$	15,000,000	\$	10,500,000	REAL
USAA REAL ESTATE CO	\$	1,822,730	\$	1,822,730	REAL
VBAPT LLC	\$	17,250,000	\$	15,250,000	REAL
VELAZQUEZ CELIA &	\$	1,641,600	\$	1,425,000	REAL
VILLAGE ON WEST IRVING LLC	\$	11,000,000	\$	8,830,000	REAL
VILLAS ESTANCIA APARTMENTS LLC	\$	23,000,000	\$	19,778,270	REAL
WALGREEN CO AS OWNER AND LESSEE	\$	2,445,500	\$	2,295,070	REAL
WALGREEN CO AS OWNER AND LESSEE	\$	1,467,560	\$	1,377,300	REAL
WALGREEN CO AS OWNER AND LESSEE	\$	3,994,340	\$	2,325,000	REAL
WALMART REAL ESTATE	\$	10,967,000	\$	10,967,000	REAL
WALNUT HLL TX PARTNERS LLC	\$	73,500,000	\$	62,000,000	REAL
WATER STREET OCONNOR LP	\$	2,247,370	\$	2,247,370	REAL
WATER STREET OCONNOR LP	\$	108,000,000	\$	101,500,000	REAL
WESTDALE BROOKSTONE/TERRACE LP	\$	20,000,000	\$	16,838,800	REAL
WESTDALE BROOKSTONE/TERRACE LP	\$	26,000,000	\$	22,321,200	REAL
WESTDALE LAKERIDGE LTD	\$	20,500,000	\$	18,000,000	REAL
WESTDALE POLARIS PARTNERS	\$	18,650,000	\$	16,425,000	REAL
WESTDALE POLARIS PARTNERS	\$	6,250,000	\$	5,600,000	REAL
WESTDALE PPTIES AMERICA I	\$	22,250,000	\$	19,500,000	REAL
WESTDALE WOODMEADE LTD	\$	32,250,000	\$	26,600,000	REAL
WF AGAVE IRVING LLC	\$	8,765,000	\$	7,912,080	REAL
WF AGAVE IRVING LLC	\$	2,313,000	\$	2,087,920	REAL
WINGREN VILLAGE LP	\$	20,500,000	\$	18,400,000	REAL
WOODSHIRE MHC LLC	\$	75,000	\$	75,000	REAL
WOODSHIRE MHC LLC	\$	75,000	\$	75,000	REAL
WOODSHIRE MHC LLC	\$	2,952,800	\$	2,535,260	REAL
WOODSHIRE MHC LLC	\$	6,581,230	\$	5,646,000	REAL
WOODSHIRE MHC LLC	\$	6,473,550	\$	5,646,000	REAL
WOODWIND APARTMENTS LLC	\$	6,750,000	\$	6,000,000	REAL

WWC LXXI LP	\$	26,500,000	\$	25,000,000	REAL
WWC XLII LP	\$	31,875,000	\$	29,750,000	REAL
WWC XLII LP	\$	31,875,000	\$	29,750,000	REAL
Z920 THIRD STREET LLC	\$	5,328,000	\$	4,365,000	REAL
ZANDER PARK BORROWER DE LLC	\$	21,300,000	\$	18,000,000	REAL
ZAPANTA ALBERT & UNITED STATES MEXICO	\$	716,430	\$	716,430	REAL
TOTAL	\$	6,319,416,650	\$	5,613,833,250	

2022 ACTIVE LAWSUITS

OWNERS NAME	DCAD VALUE	TYPE OF PROPERTY
SURTI LEUVA PATIDAR SAMAJ OF DFW	\$ 1,050,270	REAL
TOTAL	\$ 1,050,270	

2022 SETTLED LAWSUITS

OWNERS NAME	DCAD VALUE	SETTLED VALUE	TYPE OF PROPERTY
1031 NORTH STORY E 1 H LLC &	\$ 4,400,000	\$ 4,100,000	REAL
1111 TDS APARTMENTS LLC	\$ 23,500,000	\$ 19,500,000	REAL
1212 IRVING LLC	\$ 11,000,000	\$ 9,800,000	REAL
1500 EAST AIRPORT FREEWAY LLC	\$ 3,720,410	\$ 3,400,000	REAL
1500 EAST AIRPORT FREEWAY LLC	\$ 14,000,000	\$ 11,000,000	REAL
1500 EAST AIRPORT FREEWAY LLC	\$ 4,600,000	\$ 3,670,000	REAL
1500 EAST AIRPORT FREEWAY LLC	\$ 2,550,000	\$ 2,300,000	REAL
1500 EAST AIRPORT FREEWAY LLC	\$ 6,250,000	\$ 4,650,000	REAL
1500 EAST AIRPORT FREEWAY LLC	\$ 9,650,000	\$ 8,000,000	REAL
1500 EAST AIRPORT FREEWAY LLC	\$ 11,500,000	\$ 8,800,000	REAL
1500 EAST AIRPORT FREEWAY LLC	\$ 6,650,000	\$ 5,400,000	REAL
1500 EAST AIRPORT FREEWAY LLC	\$ 504,590	\$ 504,590	REAL
2010 KINWEST LLC	\$ 6,175,000	\$ 5,250,000	REAL
2325 STEMMONS HOTEL PTNRS LLC	\$ 8,000,000	\$ 7,750,000	REAL
250 290 B&C LLC	\$ 34,530,280	\$ 32,737,380	REAL
250 290 B&C LLC	\$ 17,253,980	\$ 16,358,110	REAL
250 290 B&C LLC	\$ 19,412,450	\$ 18,404,510	REAL
300 320 DECKER LLC	\$ 9,868,100	\$ 8,982,000	REAL
3228 WILLOW LLC	\$ 16,416,000	\$ 14,100,000	REAL
33-RENAL CENTER OF NORTH DALLAS	\$ 2,100,000	\$ 2,025,000	REAL
3801 NORTH BELT LINE ROAD	\$ 17,750,000	\$ 16,500,000	REAL
4303 MARIPOSA DRIVE	\$ 8,455,000	\$ 7,800,000	REAL
4409 MONTROSE LTD	\$ 23,282,000	\$ 21,000,000	REAL
4525 W PIONEER DR PROPERTY	\$ 33,000,000	\$ 27,000,000	REAL
500 EJC OFFICE OWNER LLC	\$ 27,300,000	\$ 25,100,000	REAL
600 LAS COLINAS OWNER LLC	\$ 74,750,000	\$ 72,400,000	REAL
692 LAKE CAROLYN PARKWAY	\$ 58,760,000	\$ 56,518,000	REAL
7918 FERGUSON LLC	\$ 1,889,070	\$ 1,850,000	REAL
850 LAKE CAROLYN PKWY APARTMENTS INC	\$ 53,250,000	\$ 50,500,000	REAL
89 H A S HOTEL CORP	\$ 1,260,000	\$ 1,150,000	REAL
AARON HOLDINGS LLC	\$ 2,032,310	\$ 1,742,810	REAL
AARON HOLDINGS LLC	\$ 2,032,310	\$ 2,032,310	REAL
ABF FREIGHT SYSTEMS INC	\$ 7,000,000	\$ 6,400,000	REAL
ABRAHAM ALVIN V	\$ 2,987,630	\$ 2,688,870	REAL
ADDISON HOTELS LP	\$ 5,400,000	\$ 4,950,000	REAL
AGAP GARLAND LLC	\$ 6,985,000	\$ 5,838,360	REAL
AGAS VENTURES LLC	\$ 169,300	\$ 151,640	REAL
AGAS VENTURES LLC	\$ 182,780	\$ 163,720	REAL
AGAS VENTURES LLC	\$ 207,320	\$ 185,700	REAL
AGAS VENTURES LLC	\$ 185,370	\$ 166,040	REAL
AGAS VENTURES LLC	\$ 176,710	\$ 158,280	REAL
AGAS VENTURES LLC	\$ 231,570	\$ 207,420	REAL
AGAS VENTURES LLC	\$ 184,300	\$ 165,080	REAL
AGAS VENTURES LLC	\$ 198,900	\$ 178,160	REAL
AGAS VENTURES LLC	\$ 188,670	\$ 168,990	REAL
AGAS VENTURES LLC	\$ 216,590	\$ 194,000	REAL
AGAS VENTURES LLC	\$ 187,240	\$ 167,710	REAL
AGAS VENTURES LLC	\$ 172,970	\$ 154,930	REAL

OWNERS NAME	DCAD VALUE	SETTLED VALUE	TYPE OF PROPERTY
AGAS VENTURES LLC	\$ 213,650	\$ 191,370	REAL
AGAS VENTURES LLC	\$ 159,470	\$ 142,840	REAL
AGAS VENTURES LLC	\$ 243,150	\$ 217,790	REAL
AGAS VENTURES LLC	\$ 203,490	\$ 182,270	REAL
AGAS VENTURES LLC	\$ 165,670	\$ 148,390	REAL
AGRE WILLIAMS SQUARE HOLDINGS LLC	\$ 108,705,190	\$ 98,373,710	REAL
AGRE WILLIAMS SQUARE HOLDINGS LLC	\$ 62,259,620	\$ 56,342,380	REAL
AGRE WILLIAMS SQUARE HOLDINGS LLC	\$ 9,153,170	\$ 8,283,240	REAL
AGRE WILLIAMS SQUARE HOLDINGS LLC	\$ 61,882,020	\$ 56,000,670	REAL
AIGRE TX HOTEL LAS COLINAS OWNER	\$ 7,692,500	\$ 6,870,000	REAL
ALAMO DRAFTHOUSE CINEMA	\$ 1,315,880	\$ 1,088,750	PERSONAL
ALC APARTMENTS LLC	\$ 53,250,000	\$ 51,000,000	REAL
ALDEN SHORT	\$ 147,760	\$ 87,480	REAL
ALDEN SHORT	\$ 175,530	\$ 137,480	REAL
ALDEN SHORT	\$ 220,280	\$ 213,030	REAL
ALESIO GARDEN &	\$ 139,000,000	\$ 116,608,000	REAL
ANGEL HOSPITALITY VIII LLC	\$ 5,000,000	\$ 4,900,000	REAL
ANGEL HOSPITALITY VIII LLC	\$ 1,354,500	\$ 1,173,900	REAL
AREA/EY WFT LLC	\$ 10,000,000	\$ 8,800,000	REAL
ARMSTRONG GUADALUPE LP	\$ 1,628,830	\$ 1,628,830	REAL
ASBURY AUTOMOTIVE GROUP	\$ 5,900,000	\$ 4,700,000	REAL
ASBURY AUTOMOTIVE GROUP	\$ 51,860	\$ 51,860	REAL
ASBURY AUTOMOTIVE GROUP	\$ 2,600,000	\$ 2,000,000	REAL
ASBURY AUTOMOTIVE GROUP	\$ 4,200,000	\$ 3,200,000	REAL
ASBURY AUTOMOTIVE GROUP	\$ 3,200,000	\$ 2,300,000	REAL
ASHER PARK IRVING LP	\$ 27,000,000	\$ 22,900,000	REAL
BELL STACY GREETHUM TRUST THE	\$ 938,150	\$ 900,000	REAL
BELTLINE & GRANDE LTD	\$ 11,500,000	\$ 10,600,000	REAL
BELTLINE/AIRPORT FREEWAY JOINT VENTUF	\$ 3,217,350	\$ 2,800,000	REAL
BELTLINE/AIRPORT FREEWAY JOINT VENTUF	\$ 720,610	\$ 700,000	REAL
BELTLINE/AIRPORT FREEWAY JOINT VENTUF	\$ 7,836,860	\$ 6,500,000	REAL
BELTLINE VILLAGE PARTNERS	\$ 7,211,000	\$ 6,950,000	REAL
BETTER INC	\$ 2,750,000	\$ 2,365,000	REAL
BHP INVESTMENTS CO	\$ 3,800,000	\$ 3,400,000	REAL
BLVD AL LP THE	\$ 1,622,460	\$ 1,547,000	REAL
BRE KNIGHT SH TX OWNER LLC	\$ 4,105,500	\$ 3,689,000	REAL
BRE KNIGHT SH TX OWNER LLC	\$ 1,459,500	\$ 1,311,000	REAL
BREIT INDUSTRIAL CANYON TX	\$ 115,390	\$ 115,390	REAL
BREIT INDUSTRIAL CANYON TX	\$ 11,134,220	\$ 8,000,000	REAL
BROWN COLINAS POINTE LLC	\$ 18,500,000	\$ 16,900,000	REAL
BW ZANDER PARK LLC	\$ 18,600,000	\$ 15,600,000	REAL
CAD ASSETS LLC	\$ 2,500,000	\$ 2,200,000	REAL
CANAL CENTRE INVESTORS LLC	\$ 35,000,000	\$ 33,000,000	REAL
CARE INN	\$ 15,800,000	\$ 13,000,000	REAL
CARMAX AUTO SUPERSTORES	\$ 11,250,000	\$ 8,474,630	REAL
CARMAX AUTO SUPERSTORES	\$ 1,025,370	\$ 1,025,370	REAL
CAROLYN PROPERTY OWNER LP	\$ 67,181,400	\$ 57,500,000	REAL
CEDAR CREST OF IRVING LLC	\$ 2,500,000	\$ 2,250,000	REAL
CENTERPOINT PROPERTIES TRUST	\$ 66,270,000	\$ 22,200,000	REAL
CFT NV DEVELOPMENTS LLC	\$ 1,080,000	\$ 900,000	REAL
CHALET APARTMENTS LLC	\$ 24,500,000	\$ 22,500,000	REAL
CHATHEAU AT WILDBRIAR LP	\$ 14,700,000	\$ 11,200,000	REAL

OWNERS NAME	DCAD VALUE	SETTLED VALUE	TYPE OF PROPERTY
CHEP USA	\$ 647,510	\$ 647,510	PERSONAL
CHICK FIL A INC	\$ 906,300	\$ 860,000	REAL
CHIPOTLE MEXICAN GRILL INC	\$ 673,660	\$ 650,000	REAL
CL II LLC	\$ 4,800,000	\$ 3,875,000	REAL
COLE CV RICHARDSON TX LLC	\$ 1,847,480	\$ 1,829,360	REAL
COLINAS RANCH APARTMENTS LLC	\$ 17,750,000	\$ 12,685,000	REAL
COLONY MULTIFAMILY 3321 LLC THE	\$ 4,418,000	\$ 3,833,510	REAL
COLONY MULTIFAMILY 3321 LLC THE	\$ 1,530,050	\$ 1,305,020	REAL
COLONY MULTIFAMILY 3321 LLC THE	\$ 4,531,840	\$ 3,915,070	REAL
COLONY MULTIFAMILY 3321 LLC THE	\$ 6,420,110	\$ 5,546,400	REAL
COLUMBIA PROPERTIES	\$ 29,500,000	\$ 24,500,000	REAL
CP 511 BUILDING LLC	\$ 21,493,600	\$ 17,500,000	REAL
CP II CRESTVIEW LP	\$ 37,850,000	\$ 30,250,000	REAL
CREEKWOOD APTS LLC	\$ 23,000,000	\$ 20,750,000	REAL
CRESTVIEW STONEHILL LLC	\$ 24,700,000	\$ 21,000,000	REAL
CROSS COURT TEXAS LLC	\$ 1,285,090	\$ 1,200,000	REAL
CROSSINGSATIRVING RUBY	\$ 16,550,000	\$ 15,000,000	REAL
CVS	\$ 2,319,170	\$ 2,007,900	REAL
CVS AS LESSEE	\$ 2,002,440	\$ 1,959,460	REAL
CVS AS LESSEE	\$ 1,794,690	\$ 1,754,850	REAL
DALLAS FT WORTH PARTNERS LLC	\$ 1,949,000	\$ 1,798,020	REAL
DALLAS FT WORTH PARTNERS LLC	\$ 1,670,570	\$ 1,541,160	REAL
DALLAS FT WORTH PARTNERS LLC	\$ 3,480,430	\$ 3,210,820	REAL
DALLAS METRO APARTMENTS LLC	\$ 4,828,000	\$ 4,250,000	REAL
DELUJO EL MOROCCO LLC	\$ 11,500,000	\$ 10,500,000	REAL
DEVA CORPORATION	\$ 4,500,000	\$ 4,125,000	REAL
DFW JOSEPH INVESTMENTS LLC	\$ 14,059,720	\$ 12,500,000	REAL
DFW TOWER VILLIAGE LP	\$ 11,193,730	\$ 10,571,860	REAL
DFW TOWER VILLIAGE LP	\$ 15,806,280	\$ 14,928,150	REAL
DILLARDS PROPERTIES INC	\$ 5,000,000	\$ 4,750,000	REAL
DILLARDS TEXAS CENTRAL LLC	\$ 2,549,040	\$ 2,134,800	PERSONAL
DK CREST OWNER LLC	\$ 62,000,000	\$ 60,000,000	REAL
DOGWOOD PROPCO TX II LP	\$ 10,700,000	\$ 8,000,000	REAL
DP WPC TX LLC AND DP WPC TX	\$ 11,158,950	\$ 10,856,860	REAL
DP WPC TX LLC AND DP WPC TX	\$ 1,969,340	\$ 1,969,340	REAL
DP WPC TX LLC AND DP WPC TX	\$ 173,800	\$ 173,800	REAL
DRIVR RE IRVING LLC	\$ 6,100,000	\$ 5,800,000	REAL
DRIVER RE IRVING LLC	\$ 435,600	\$ 400,000	REAL
EAGLE CREST BORROWER LLC	\$ 29,540,180	\$ 26,696,430	REAL
EAGLE CREST BORROWER LLC	\$ 21,359,820	\$ 19,303,570	REAL
EL PRIMERO EXPRESS LP	\$ 3,675,000	\$ 3,400,000	REAL
EMERALD POINT APARTMENT	\$ 5,770	\$ 5,770	REAL
EMERALD POINT APARTMENT	\$ 6,894,230	\$ 6,194,230	REAL
ESD DFW SOUTH 2011 LP	\$ 19,000,000	\$ 17,000,000	REAL
ESTRADA LUXURY APARTMENTS LLC	\$ 27,000,000	\$ 23,500,000	REAL
ESTRADA REVO LLC &	\$ 24,950,000	\$ 22,350,000	REAL
EX DALLAS LP	\$ 56,500,000	\$ 53,463,000	REAL
EX DALLAS LP	\$ 370,740	\$ 370,740	REAL
EX DALLAS LP	\$ 8,629,270	\$ 8,166,260	REAL
GEP SILVERTON LLC	\$ 27,840,000	\$ 25,500,000	REAL
GL MARBLETREE LLC	\$ 31,200,000	\$ 27,331,200	REAL
GL MARBLETREE LLC	\$ 10,400,000	\$ 9,110,400	REAL

OWNERS NAME	DCAD VALUE	SETTLED VALUE	TYPE OF PROPERTY
JDFW II LLC	\$ 78,000,000	\$ 72,500,000	REAL
JORDAN KATZ AVALON LLC	\$ 28,800,000	\$ 26,500,000	REAL
KARAN ASSOCIATES TWO	\$ 1,520,000	\$ 1,337,390	REAL
KARAN ASSOCIATES TWO	\$ 1,435,000	\$ 1,262,610	REAL
KEVLIN JAMES M &	\$ 537,000	\$ 537,000	REAL
KHOSROW SADEGHIAN	\$ 112,170	\$ 85,000	REAL
KHOSROW SADEGHIAN	\$ 183,740	\$ 150,000	REAL
KHOSROW SADEGHIAN	\$ 1,370	\$ 1,370	REAL
KHOSROW SADEGHIAN	\$ 7,000	\$ 7,000	REAL
KHOSROW SADEGHIAN	\$ 23,700	\$ 20,000	REAL
KHOSROW SADEGHIAN	\$ 23,940	\$ 23,940	REAL
KHOSROW SADEGHIAN	\$ 1,020	\$ 1,020	REAL
KHOSROW SADEGHIAN	\$ 4,680	\$ 4,680	REAL
KHOSROW SADEGHIAN	\$ 105,740	\$ 100,000	REAL
KHOSROW SADEGHIAN	\$ 6,380	\$ 6,380	REAL
KHOSROW SADEGHIAN	\$ 6,380	\$ 6,380	REAL
KORE 125 JOHN CARPENTER LLC	\$ 71,500,000	\$ 68,750,000	REAL
KROGER TEXAS LP	\$ 11,680,630	\$ 10,971,000	REAL
KROGER TEXAS LP	\$ 927,080	\$ 927,080	REAL
KROGER TEXAS LP	\$ 3,978,130	\$ 3,978,130	REAL
KROGER TEXAS LP	\$ 1,502,570	\$ 1,502,570	REAL
KROGER TEXAS LP	\$ 1,738,070	\$ 1,738,070	REAL
LADERA RANCH LLC	\$ 26,250,000	\$ 24,500,000	REAL
LAKE WORTH HOTEL CORP	\$ 3,750,000	\$ 3,570,000	REAL
LAKERIDGE REALTY LP	\$ 310,140	\$ 310,140	REAL
LAKERIDGE REALTY LP	\$ 9,265,000	\$ 8,800,000	REAL
LAKERIDGE REALTY LP	\$ 8,089,860	\$ 7,600,000	REAL
LAS COLINAS I HOLDCO LP	\$ 92,000,000	\$ 88,250,000	REAL
LAS COLINAS II HOLDCO LP	\$ 51,600,000	\$ 49,100,000	REAL
LAS COLINAS INDUSTRIAL LLC	\$ 2,630,800	\$ 2,216,750	REAL
LAS COLINAS SURGERY	\$ 1,400,000	\$ 1,400,000	REAL
LBH LAS COLINAS PLAZA LLC	\$ 25,000,000	\$ 23,000,000	REAL
LEGACY REI GROUP SA LLC	\$ 11,762,190	\$ 10,292,000	REAL
LEGACY REI GROUP SA LLC	\$ 4,237,810	\$ 3,708,000	REAL
LEGACY REI GROUP TF LLC	\$ 6,900,000	\$ 5,774,650	REAL
LEGACY REI GROUP TF LLC	\$ 2,898,000	\$ 2,425,350	REAL
LION TRINITY LLC	\$ 55,550,000	\$ 51,000,000	REAL
LOONEY FAMILY 2014 TRUST THE	\$ 1,073,070	\$ 700,000	REAL
LOONEY FAMILY 2014 TRUST THE	\$ 2,217,330	\$ 1,600,000	REAL
LOOP HOTEL INC	\$ 850,000	\$ 675,000	REAL
LOWEN RAIFORD LP	\$ 8,800,000	\$ 8,300,000	REAL
LOWEN RAIFORD LP	\$ 197,830	\$ 197,830	REAL
LOWES HOME CENTERS INC	\$ 7,075,000	\$ 6,800,000	REAL
LPD REALTY LLC	\$ 16,150,000	\$ 14,450,000	REAL
LRF2 TOWNE NORTH	\$ 9,525,000	\$ 8,613,000	REAL
LRF2 TOWNE NORTH	\$ 4,575,000	\$ 4,137,000	REAL
M INDUSTRIAL PROPERTY	\$ 28,559,550	\$ 20,750,000	REAL
MAA ALLOY LLC	\$ 55,000,000	\$ 49,000,000	REAL
MAA TANC LLC	\$ 42,900,000	\$ 39,800,000	REAL
MACARTHUR PLACE	\$ 21,000,000	\$ 18,876,920	REAL
MACARTHUR PLACE	\$ 24,500,000	\$ 22,023,080	REAL
MACY'S RETAIL HOLDINGS INC	\$ 2,467,320	\$ 2,399,100	PERSONAL

OWNERS NAME	DCAD VALUE	SETTLED VALUE	TYPE OF PROPERTY
MACY'S RETAIL HOLDINGS INC	\$ 4,580,000	\$ 4,250,000	REAL
MALL GROUND PORTFOLIO LLC	\$ 39,950,000	\$ 28,005,140	REAL
MALL GROUND PORTFOLIO LLC	\$ 1,650,000	\$ 1,600,000	REAL
MALL GROUND PORTFOLIO LLC	\$ 4,850,000	\$ 3,900,000	REAL
MALL GROUND PORTFOLIO LLC	\$ 193,440	\$ 193,440	REAL
MALL GROUND PORTFOLIO LLC	\$ 1,301,420	\$ 1,301,420	REAL
MARABELLA APARTMENTS II	\$ 29,551,810	\$ 27,968,680	REAL
MARABELLA APARTMENTS II	\$ 26,448,190	\$ 25,031,320	REAL
MEADOW CREEK RANCH MHC LLC	\$ 3,115,880	\$ 2,578,950	REAL
MEADOW CREEK RANCH MHC LLC	\$ 6,227,770	\$ 4,421,050	REAL
MESTEK LTD	\$ 3,130,040	\$ 2,781,230	REAL
MESTEK LTD	\$ 2,233,460	\$ 1,984,560	REAL
MESTEK LTD	\$ 1,389,000	\$ 1,234,210	REAL
MFO PPTIES LTD	\$ 1,602,700	\$ 1,500,000	REAL
MM COURTYARDS LLC	\$ 19,050,000	\$ 16,500,000	REAL
MONTEGO BAY LLC	\$ 4,650,000	\$ 3,800,000	REAL
MPG TEXAS 1 LLC	\$ 12,376,000	\$ 10,650,000	REAL
NEPTUNE VENTURES LLC	\$ 279,880	\$ 265,890	REAL
NEPTUNE VENTURES LLC	\$ 252,340	\$ 239,720	REAL
NEPTUNE VENTURES LLC	\$ 300,000	\$ 285,000	REAL
NEPTUNE VENTURES LLC	\$ 215,000	\$ 204,250	REAL
NEPTUNE VENTURES LLC	\$ 211,000	\$ 200,450	REAL
NEPTUNE VENTURES LLC	\$ 215,000	\$ 204,250	REAL
NEPTUNE VENTURES LLC	\$ 233,920	\$ 222,220	REAL
NEPTUNE VENTURES LLC	\$ 272,670	\$ 259,040	REAL
NEPTUNE VENTURES LLC	\$ 225,000	\$ 213,750	REAL
NEPTUNE VENTURES LLC	\$ 216,190	\$ 205,380	REAL
NEPTUNE VENTURES LLC	\$ 257,270	\$ 244,410	REAL
NEPTUNE VENTURES LLC	\$ 240,000	\$ 228,000	REAL
NEPTUNE VENTURES LLC	\$ 240,000	\$ 228,000	REAL
NEWPORT APARTMENTS PROPERTY OWNER	\$ 27,950,000	\$ 21,500,000	REAL
NL ASSETS LANDEN DE LLC	\$ 13,200,000	\$ 13,200,000	REAL
NL ASSETS LANDEN DE LLC	\$ 13,200,000	\$ 12,000,000	REAL
NORTHGATE CAPRI LLC &	\$ 19,500,000	\$ 17,000,000	REAL
NORTHGATE CONSOLIDATED GROUP LLC	\$ 4,808,430	\$ 4,600,000	REAL
NORTHWEST PARK ASSOC	\$ 6,438,260	\$ 5,781,250	REAL
NORTHWEST PARK ASSOC	\$ 10,043,680	\$ 9,018,750	REAL
OAKWAY MANOR LLC	\$ 3,640,000	\$ 3,300,000	REAL
OAKWAY MANOR LLC	\$ 6,141,000	\$ 5,300,000	REAL
OCONNOR MINI WAREHOUSES	\$ 1,520,000	\$ 1,200,000	REAL
OMNINET FOXBOROUGH LP	\$ 10,920,000	\$ 10,111,110	REAL
OMNINET FOXBOROUGH LP	\$ 26,880,000	\$ 24,888,890	REAL
P LURA LLC	\$ 940,000	\$ 850,000	REAL
PAR CAPITAL 122 WEST LLC	\$ 26,700,000	\$ 25,600,000	REAL
PARMA LAS COLINAS TOWERS LLC	\$ 4,752,000	\$ 4,752,000	REAL
PARMA LAS COLINAS TOWERS LLC	\$ 65,748,000	\$ 61,948,000	REAL
PARMA MANDALAY TOWER LLC	\$ 40,500,000	\$ 37,500,000	REAL
PARRISH MICHAEL R & ANGELA R	\$ 1,615,730	\$ 1,420,000	REAL
PBH VALLEY CREEK LLC	\$ 45,250,000	\$ 43,000,000	REAL
PBH VALLEY RIDGE LLC	\$ 48,000,000	\$ 47,000,000	REAL
PCPI UT OWNER	\$ 12,252,330	\$ 12,252,330	REAL
PCPI UT OWNER	\$ 137,747,670	\$ 125,747,670	REAL

OWNERS NAME	DCAD VALUE	SETTLED VALUE	TYPE OF PROPERTY
PERFECT & COMFORT LIVING LLC	\$ 4,000,000	\$ 3,200,000	REAL
PERFECT AND MODERN TEAM LLC	\$ 2,925,000	\$ 2,750,000	REAL
PETCO ANIMAL SUPPLIES INC	\$ 323,800	\$ 281,710	REAL
PL LASCO OWNER LLC	\$ 77,000,000	\$ 73,500,000	REAL
POINT AT LAS COLINAS PROPERTIES LLC	\$ 73,455,000	\$ 62,450,000	REAL
POLO SANTIAGO	\$ 6,300,000	\$ 5,500,000	REAL
POST MONTORO LLC	\$ 31,000,000	\$ 28,500,000	REAL
PPF AMLI 1050 LAKE CAROLYN PARKWAY	\$ 62,250,000	\$ 54,733,000	REAL
PPF AMLI 777 LAKE CAROLYN PARKWAY	\$ 83,900,000	\$ 77,156,000	REAL
PRIME US TOWER AT LAKE CAROLYN LLC	\$ 66,125,000	\$ 61,000,000	REAL
PROMENADE TX PARTNERS LLC	\$ 63,000,000	\$ 60,000,000	REAL
PROPERTY RESERVE INC	\$ 64,722,820	\$ 62,300,000	REAL
PROVIDENT GROUP IRVING PROPERTIES LLC	\$ 34,750,000	\$ 31,000,000	REAL
PS LPT PROPERTIES INVESTORS	\$ 3,117,360	\$ 2,900,000	REAL
PS TEXAS HOLDINGS II LTD	\$ 5,482,000	\$ 5,230,570	REAL
PS TEXAS HOLDINGS II LTD	\$ 5,774,350	\$ 5,505,620	REAL
RAIBLE PLACE APARTMENTS LLC	\$ 14,500,000	\$ 11,700,000	REAL
RAMSEY LUTHER H	\$ 1,526,560	\$ 1,425,000	REAL
RAMSEY LUTHER HAROLD	\$ 797,930	\$ 750,000	REAL
RANDALLS FOOD & DRUG LP	\$ 5,750,000	\$ 4,901,710	REAL
RAYO LLC	\$ 5,475,000	\$ 5,000,000	REAL
RAYO LLC	\$ 5,475,000	\$ 5,000,000	REAL
REGAL BUSINESS CENTER LLC	\$ 13,513,300	\$ 13,513,300	REAL
REGAL BUSINESS CENTER LLC	\$ 7,568,590	\$ 7,000,000	REAL
RESIDENCE AT SURROUND	\$ 33,000,000	\$ 33,000,000	REAL
RESIDENCES NORTHGATE LLC	\$ 40,700,000	\$ 28,500,000	REAL
RICKY HOSPITALITY LLC	\$ 1,650,000	\$ 1,550,000	REAL
ROADWAY EXPRESS	\$ 7,224,530	\$ 5,385,000	REAL
ROCHELLE PLACE LP	\$ 9,500,000	\$ 8,550,000	REAL
ROCHELLE PLAZA RES LLC	\$ 13,865,000	\$ 10,800,000	REAL
ROSEMONT SUMMIT OPERATING LLC	\$ 60,875,000	\$ 54,000,000	REAL
RYDER TRUCK RENTAL INC	\$ 2,440,720	\$ 2,440,720	REAL
RUSTIC RIDGE IRVING LP	\$ 19,800,000	\$ 16,000,000	REAL
SANDLIAN COLBY B &	\$ 3,000,000	\$ 2,760,000	REAL
SAVOY DALLAS HOTELS LLC	\$ 6,500,000	\$ 5,800,000	REAL
SEDONA PARK APARTMENTS LLC	\$ 29,500,000	\$ 24,900,000	REAL
SFS PROPERTIES LLC	\$ 4,102,000	\$ 3,875,000	REAL
SGJGM FAMILY LP	\$ 130,000	\$ 128,960	REAL
SHIRLEY ENTERPRISES LLC	\$ 1,870,740	\$ 1,683,650	REAL
SL1000 RRH SPE LLC &	\$ 16,560,000	\$ 14,500,000	REAL
SPANISH CHASE LLC	\$ 7,286,930	\$ 6,250,000	REAL
SPANISH HAVEN REDEVELOPMENT	\$ 10,500,000	\$ 8,900,000	REAL
SPRINT UNITED MGMT CO	\$ 13,800,000	\$ 12,250,000	REAL
STARCREST TEXAS PPTIES	\$ 6,100,000	\$ 5,450,000	REAL
STATE BANK OF TEXAS	\$ 1,275,000	\$ 1,165,230	REAL
SUN LIFE INSURANCE CO OF CANADA	\$ 36,620,270	\$ 33,500,000	REAL
SUNSET SPRINGS LP	\$ 17,520,410	\$ 15,768,370	REAL
SYMONDS STEPHAN M	\$ 1,541,930	\$ 1,400,000	REAL
TARGET CORP	\$ 5,715,000	\$ 5,523,470	REAL
TAURUS HOLDINGS LLC	\$ 1,015,670	\$ 1,015,670	REAL
TEXAS FLORIDA CEDARS LP	\$ 10,500,000	\$ 9,575,980	REAL
TEXAS PARK MANOR LP	\$ 10,315,000	\$ 9,285,000	REAL

OWNERS NAME	DCAD VALUE	SETTLED VALUE	TYPE OF PROPERTY
TEXAS SFI PARTNERSHIP 37 LTD	\$ 37,000,000	\$ 35,100,000	REAL
TMIF II BRIDGEPORT LP	\$ 29,254,330	\$ 26,700,000	REAL
TNP IRVING SQUARE DST	\$ 1,925,900	\$ 1,925,900	REAL
TOYOTA OF IRVING LTD	\$ 530,740	\$ 422,000	REAL
TOYOTA OF IRVING LTD	\$ 13,294,900	\$ 10,255,000	REAL
TOYOTA OF IRVING LTD	\$ 630,000	\$ 623,000	REAL
TP APARTMENTS LLC	\$ 6,498,990	\$ 5,521,910	REAL
TP APARTMENTS LLC	\$ 2,475,810	\$ 2,103,590	REAL
TR ATRUIM LP	\$ 15,500,000	\$ 14,000,000	REAL
TR ATRUIM LP	\$ 7,900,000	\$ 7,700,000	REAL
TSCA 222 LIMITED PS	\$ 5,200,000	\$ 4,700,000	REAL
TUP CARPENTER COURT LP	\$ 12,750,000	\$ 9,600,000	REAL
TX 2800 VALLEY VIEW LN DEL LLC	\$ 21,701,510	\$ 19,250,000	REAL
UNITED RENTALS	\$ 5,515,920	\$ 4,500,000	REAL
VAT CROSSROADS LLC	\$ 19,000,000	\$ 17,000,000	REAL
VELAZQUEZ CELIA &	\$ 1,881,520	\$ 1,250,000	REAL
VILLAGE ON WEST IRVING LLC	\$ 10,090,000	\$ 8,500,000	REAL
VILLAS ESTANCIA APARTMENTS LLC	\$ 25,000,000	\$ 17,327,000	REAL
WALGREENS CO	\$ 1,424,820	\$ 1,337,180	REAL
WALGREENS CO	\$ 3,878,000	\$ 2,284,130	REAL
WALGREENS CO	\$ 2,374,270	\$ 2,228,220	REAL
WALMART REAL ESTATE	\$ 10,967,000	\$ 10,967,000	REAL
WALNUT HILL TX PARTNERS LLC	\$ 62,250,000	\$ 53,865,000	REAL
WATER STREET OCONNOR LP	\$ 90,400,990	\$ 87,000,000	REAL
WATER STREET OCONNOR LP	\$ 2,247,370	\$ 2,247,370	REAL
WESTDALE BROOKSTONE TERRACE LP	\$ 16,098,640	\$ 16,098,640	REAL
WESTDALE BROOKSTONE TERRACE LP	\$ 21,250,000	\$ 18,880,000	REAL
WESTDALE LAKERIDGE	\$ 18,675,000	\$ 16,640,000	REAL
WESTDALE POLARIS PARTNERS	\$ 5,750,000	\$ 5,500,000	REAL
WESTDALE POLARIS PARTNERS	\$ 16,405,890	\$ 14,960,000	REAL
WESTDALE PPTIES AMERICA I	\$ 19,000,000	\$ 17,920,000	REAL
WESTDALE WOODMEADE LTD	\$ 28,000,000	\$ 25,800,000	REAL
WESTGATE MULTIFAMILY LLC	\$ 29,786,110	\$ 25,786,000	REAL
WESTGATE MULTIFAMILY LLC	\$ 12,938,340	\$ 11,201,000	REAL
WESTGATE MULTIFAMILY LLC	\$ 5,677,980	\$ 4,915,000	REAL
WESTGATE MULTIFAMILY LLC	\$ 5,212,570	\$ 4,512,000	REAL
WOODCHASE & CLARENDON	\$ 17,323,310	\$ 13,353,000	REAL
WOODCHASE & CLARENDON	\$ 6,676,690	\$ 5,147,000	REAL
WOODSHIRE MHC LLC	\$ 6,581,230	\$ 4,992,000	REAL
WOODSHIRE MHC LLC	\$ 6,473,550	\$ 4,992,000	REAL
WOODSHIRE MHC LLC	\$ 2,952,800	\$ 2,236,000	REAL
WOODWIND LAND LLC	\$ 7,000,000	\$ 5,502,000	REAL
WOODWIND LAND LLC	\$ 400,000	\$ 400,000	REAL
WWC LXXI LP	\$ 26,444,620	\$ 23,800,000	REAL
WWC XLII LP	\$ 29,875,000	\$ 27,750,000	REAL
WWC XLII LP	\$ 29,875,000	\$ 27,750,000	REAL
WWC XLV LP	\$ 80,000	\$ 80,000	REAL
WWC XLV LP	\$ 67,900,000	\$ 63,420,000	REAL
TOTAL	\$ 5,600,179,990	\$ 5,000,595,290	

2021 ACTIVE LAWSUITS

OWNERS NAME		DCAD VALUE	TYPE OF PROPERTY
SURTI LEUVA PATIDAR SAMAJ OF DFW	\$	1,050,270	REAL
TOTAL	\$	1,050,270	

2021 SETTLED LAWSUITS

OWNERS NAME	DCAD VALUE	SETTLED VALUE	TYPE OF PROPERTY
1000 EAST AIRPORT FREEWAY LLC	\$ 9,752,100	\$ 8,750,000	REAL
1111 TDS APARTMENTS LLC	\$ 18,750,000	\$ 16,500,000	REAL
14800 LANDMARK LLC	\$ 10,662,790	\$ 9,250,000	REAL
2325 STEMMONS HOTEL PTNRS LLC	\$ 7,500,000	\$ 7,500,000	REAL
250 290 B&C LLC	\$ 32,980,000	\$ 32,000,000	REAL
250 290 B&C LLC	\$ 16,478,860	\$ 16,100,000	REAL
250 290 B&C LLC	\$ 18,540,360	\$ 17,700,000	REAL
2929 PARK GROVE VNTRE LTD	\$ 14,336,450	\$ 13,518,600	REAL
2929 PARK GROVE VNTRE LTD	\$ 1,003,550	\$ 946,300	REAL
2ML REAL ESTATE INTEREST INC	\$ 1,390,000	\$ 1,300,000	REAL
4303 MARIPOSA DRIVE LLC	\$ 7,480,000	\$ 7,100,000	REAL
4409 MONTROSE LTD	\$ 17,600,000	\$ 17,600,000	REAL
89 H A S HOTEL CORP	\$ 950,000	\$ 800,000	REAL
ABF FREIGHT SYSTEM INC	\$ 8,302,500	\$ 6,000,000	REAL
ADDISON HOTELS LP	\$ 4,257,250	\$ 3,900,000	REAL
ADDISON STONE LLC	\$ 1,408,150	\$ 1,000,000	REAL
AGAS VENTURES	\$ 148,200	\$ 139,000	REAL
AGAS VENTURES	\$ 136,980	\$ 123,000	REAL
AGAS VENTURES	\$ 145,280	\$ 136,000	REAL
AGAS VENTURES	\$ 156,980	\$ 156,980	REAL
AGAS VENTURES	\$ 170,630	\$ 155,000	REAL
AGAS VENTURES	\$ 164,780	\$ 152,000	REAL
AGAS VENTURES	\$ 189,640	\$ 175,000	REAL
AGAS VENTURES	\$ 139,290	\$ 139,290	REAL
AGAS VENTURES	\$ 123,890	\$ 123,890	REAL
AGAS VENTURES	\$ 170,670	\$ 170,670	REAL
AGAS VENTURES	\$ 126,750	\$ 126,600	REAL
AGAS VENTURES	\$ 200,780	\$ 160,000	REAL
AGAS VENTURES	\$ 175,500	\$ 175,500	REAL
AGAS VENTURES	\$ 152,100	\$ 144,500	REAL
AGAS VENTURES	\$ 136,500	\$ 129,680	REAL
AGAS VENTURES	\$ 120,900	\$ 121,370	REAL
AGAS VENTURES	\$ 100,000	\$ 100,000	REAL
AGAVE APARTMENTS LLC	\$ 8,000,000	\$ 7,500,000	REAL
AGRE WILLIAMS SQUARE HOLDINGS LLC	\$ 102,417,090	\$ 92,633,000	REAL
AGRE WILLIAMS SQUARE HOLDINGS LLC	\$ 58,659,010	\$ 53,055,000	REAL
AGRE WILLIAMS SQUARE HOLDINGS LLC	\$ 8,620,610	\$ 7,804,000	REAL
AGRE WILLIAMS SQUARE HOLDINGS LLC	\$ 58,303,290	\$ 52,733,000	REAL
AIGGRE TX HOTEL LAS COLINAS OWNER LLC	\$ 6,700,000	\$ 6,000,000	REAL
ALC APARTMENTS LLC	\$ 48,750,000	\$ 48,500,000	REAL
ALESIO GARDEN &	\$ 104,420,000	\$ 96,000,000	REAL
ANGEL HOSPITALITY VIII LLC	\$ 4,440,000	\$ 4,246,000	REAL
ANGEL HOSPITALITY VIII LLC	\$ 1,083,600	\$ 1,083,600	REAL
AREA/EY WFT LLC	\$ 8,600,000	\$ 8,000,000	REAL
ASBURY AUTOMOTIVE TEXAS LLC	\$ 51,860	\$ 51,860	REAL
ASBURY AUTOMOTIVE TEXAS LLC	\$ 2,025,000	\$ 1,800,000	REAL
ASBURY AUTOMOTIVE TEXAS LLC	\$ 3,324,000	\$ 3,000,000	REAL

ASBURY AUTOMOTIVE TEXAS LLC	\$	4,900,000	\$	4,500,000	REAL
ASBURY AUTOMOTIVE TEXAS LLC	\$	2,500,000	\$	2,100,000	REAL
ASHER PARK IRVING LP	\$	21,750,000	\$	18,486,000	REAL
BELL STACY GREETHUM TRUST THE	\$	870,000	\$	749,230	REAL
BELTLINE/AIRPORT FREEWAY JOINT VENTURE	\$	2,940,000	\$	2,785,500	REAL
BELTLINE/AIRPORT FREEWAY JOINT VENTURE	\$	695,000	\$	660,000	REAL
BELTLINE/AIRPORT FREEWAY JOINT VENTURE	\$	7,615,000	\$	6,354,500	REAL
BELTLINE & GRANDE LTD	\$	11,000,000	\$	10,500,000	REAL
BETTER INC	\$	2,300,000	\$	2,150,000	REAL
BHP INVESTMENTS CO	\$	2,300,000	\$	2,000,000	REAL
BLVD AL LP THE	\$	1,437,890	\$	1,397,460	REAL
BRE KNIGHT SH TX OWNER LLC	\$	3,910,000	\$	3,541,750	REAL
BRE KNIGHT SH TX OWNER LLC	\$	1,390,000	\$	1,258,250	REAL
BREIT INDUSTRIAL CANYON TX	\$	115,390	\$	115,390	REAL
BREIT INDUSTRIAL CANYON TX	\$	10,018,430	\$	7,000,000	REAL
BUDHWANI & VIRANI INC	\$	2,025,000	\$	1,900,000	REAL
CARE INN	\$	15,300,000	\$	13,775,000	REAL
CAROLYN PROPERTY OWNER LP	\$	57,720,000	\$	54,300,000	REAL
CASTLE CROWN PROPERTIES	\$	4,750,000	\$	4,200,000	REAL
CEDAR CREST OF IRVING LLC	\$	1,600,000	\$	1,600,000	REAL
CENTRALAND GROUP LTD	\$	4,186,480	\$	4,186,480	REAL
CFT NV DEVELOPMENTS LLC	\$	815,000	\$	730,000	REAL
CHALET APARTMENTS LLC	\$	21,434,000	\$	20,000,000	REAL
CHATHEAU AT WILDBRIAR LP	\$	14,000,000	\$	11,000,000	REAL
CLAY COOLEY REAL ESTATE	\$	4,336,180	\$	4,000,000	REAL
CLAY COOLEY REAL ESTATE	\$	8,280,400	\$	7,200,000	REAL
CLAY COOLEY REAL ESTATE	\$	8,593,750	\$	7,750,000	REAL
CNC SPC LP	\$	11,417,240	\$	11,417,240	REAL
CNC SPC LP	\$	5,782,760	\$	5,782,760	REAL
COLINAS RANCH APARTMENTS	\$	13,598,880	\$	10,500,000	REAL
COLUMBIA PROPERTIES	\$	25,000,000	\$	20,950,000	REAL
COP ENTERPRISES	\$	200,830	\$	114,460	REAL
COP ENTERPRISES	\$	99,280	\$	66,110	REAL
COP ENTERPRISES	\$	99,280	\$	66,110	REAL
COP ENTERPRISES	\$	89,380	\$	66,110	REAL
COP ENTERPRISES	\$	99,280	\$	66,110	REAL
COTTONWOOD LANE PROPERTIES LLC	\$	7,665,000	\$	7,200,000	REAL
CP II CRESTVIEW LP	\$	35,200,000	\$	32,700,000	REAL
CRAWFORD ELECTRIC SUPPLY LTD	\$	510,870	\$	459,780	PERSONAL
CRESTVIEW STONEHILL LLC	\$	19,000,000	\$	18,000,000	REAL
CROSS COURT TEXAS LLC	\$	1,122,000	\$	1,000,000	REAL
CROSSINGSATIRVING RUBY	\$	13,450,000	\$	12,750,000	REAL
CROWN ENTERPRISES INC	\$	5,946,820	\$	4,500,000	REAL
CVS	\$	1,785,000	\$	1,767,500	REAL
CVS	\$	1,734,000	\$	1,715,000	REAL
CVS AS LESSEE	\$	2,240,740	\$	1,940,000	REAL
CVS AS LESSEE	\$	1,973,410	\$	1,893,200	REAL
D L PETERSON TRUST I	\$	4,517,150	\$	4,200,950	PERSONAL
DALLAS METRO APARTMENTS LLC	\$	3,800,000	\$	3,450,000	REAL
DELUJO EL MOROCCO LLC	\$	9,345,000	\$	8,625,000	REAL
DENNIS D TOPLETZ	\$	152,950	\$	152,950	REAL
DENNIS D TOPLETZ	\$	130,330	\$	130,330	REAL
DENNIS D TOPLETZ	\$	638,060	\$	638,060	REAL

DENNIS D TOPLETZ	\$	616,930	\$	616,930	REAL
DENNIS D TOPLETZ	\$	442,410	\$	442,410	REAL
DENNIS D TOPLETZ	\$	205,000	\$	205,000	REAL
DENNIS D TOPLETZ	\$	205,290	\$	205,290	REAL
DENNIS D TOPLETZ	\$	183,380	\$	183,380	REAL
DENNIS D TOPLETZ	\$	197,640	\$	197,640	REAL
DENNIS D TOPLETZ	\$	166,400	\$	166,400	REAL
DENNIS D TOPLETZ	\$	177,240	\$	177,240	REAL
DENNIS D TOPLETZ	\$	223,150	\$	223,150	REAL
DENNIS D TOPLETZ	\$	177,060	\$	177,060	REAL
DENNIS D TOPLETZ	\$	398,370	\$	398,370	REAL
DENNIS D TOPLETZ	\$	145,000	\$	145,000	REAL
DENNIS D TOPLETZ	\$	176,120	\$	176,120	REAL
DENNIS D TOPLETZ	\$	238,730	\$	238,730	REAL
DENNIS D TOPLETZ	\$	170,010	\$	170,010	REAL
DENNIS D TOPLETZ	\$	185,310	\$	185,310	REAL
DENNIS D TOPLETZ	\$	182,010	\$	182,010	REAL
DENNIS D TOPLETZ	\$	190,650	\$	190,650	REAL
DENNIS D TOPLETZ	\$	171,000	\$	171,000	REAL
DENNIS D TOPLETZ	\$	181,630	\$	181,630	REAL
DENNIS D TOPLETZ	\$	195,380	\$	195,380	REAL
DENNIS D TOPLETZ	\$	166,050	\$	166,050	REAL
DENNIS D TOPLETZ	\$	161,140	\$	161,140	REAL
DENNIS D TOPLETZ	\$	153,050	\$	153,050	REAL
DENNIS D TOPLETZ	\$	181,630	\$	181,630	REAL
DENNIS D TOPLETZ	\$	173,820	\$	173,820	REAL
DENNIS D TOPLETZ	\$	177,970	\$	177,970	REAL
DENNIS D TOPLETZ	\$	174,430	\$	174,430	REAL
DENNIS D TOPLETZ	\$	200,580	\$	200,580	REAL
DENNIS D TOPLETZ	\$	196,560	\$	196,560	REAL
DENNIS D TOPLETZ	\$	203,630	\$	203,630	REAL
DENNIS D TOPLETZ	\$	1,087,140	\$	1,087,140	REAL
DENNIS D TOPLETZ	\$	457,970	\$	457,970	REAL
DEVA CORPORATION	\$	4,050,000	\$	3,766,000	REAL
DFW JOSEPH INVESTMENTS LLC	\$	11,160,000	\$	10,000,000	REAL
DFW RESORTS LLC	\$	6,100,000	\$	5,100,000	REAL
DK CREST OWNER LLC	\$	57,510,000	\$	56,000,000	REAL
DRIVER RE IRVING LLC	\$	5,785,570	\$	5,400,000	REAL
DSJR LLC	\$	5,318,000	\$	4,638,000	REAL
EAGLE CREST BORROWER LLC	\$	25,878,450	\$	23,765,630	REAL
EAGLE CREST BORROWER LLC	\$	18,712,110	\$	17,184,370	REAL
EBEX IRVING APARTMENTS LLC	\$	12,250,000	\$	11,875,000	REAL
EL PRIMERO EXPRESS LP	\$	3,375,000	\$	3,200,000	REAL
ELEMENT FLEET CORPORATION	\$	369,610		332,650	PERSONAL
ESTRADA REVO LLC &	\$	20,100,000	\$	18,800,000	REAL
EX DALLAS LP	\$	45,500,000	\$	43,329,260	REAL
EX DALLAS LP	\$	7,629,260	\$	7,300,000	REAL
EX DALLAS LP	\$	370,740	\$	370,740	REAL
FPG THE POINT LP	\$	50,800,000	\$	50,000,000	REAL
FREO TEXAS LLC	\$	237,080	\$	237,080	REAL
FREO TEXAS LLC	\$	201,510	\$	184,900	REAL
FREO TEXAS LLC	\$	174,750	\$	174,750	REAL
FREO TEXAS LLC	\$ 140	147,590	\$	147,590	REAL

FREO TEXAS LLC	\$	205,860	\$	205,860	REAL
FIRST FLEET MASTER TITLING TRUST	\$	1,676,050	\$	1,676,050	PERSONAL
GARDEN INVESTORS PROPERTIES	\$	5,273,440	\$	4,726,550	REAL
GARDEN INVESTORS PROPERTIES	\$	8,226,560	\$	7,373,450	REAL
GELCO FLEET TRUST	\$	4,090,320	\$	3,804,000	PERSONAL
GEP SILVERTON LLC	\$	22,000,000	\$	20,700,000	REAL
GEP VANDERBILT LLC	\$	12,856,000	\$	11,600,000	REAL
GROUP 1 REALTY INC	\$	765,640	\$	689,080	REAL
GROUP 1 REALTY INC	\$	309,360	\$	278,420	REAL
GROUP 1 REALTY INC	\$	167,210	\$	150,490	REAL
GROUP 1 REALTY INC	\$	600,000	\$	540,000	REAL
GROUP 1 REALTY INC	\$	3,000,000	\$	2,800,000	REAL
HAMPTON/AIRPORT FREEWAY JOINT	\$	1,850,000	\$	1,500,000	REAL
HCD DALLAS CORPORATION	\$	800,000	\$	800,000	REAL
HCD DALLAS CORPORATION	\$	30,150,000	\$	25,700,000	REAL
HCD DALLAS CORPORATION	\$	800,000	\$	800,000	REAL
HCD DALLAS CORPORATION	\$	30,150,000	\$	30,150,000	REAL
HD DEVELOPMENT PROPERTIES	\$	5,248,640	\$	5,098,670	REAL
HERTZ CORP	\$	13,113,420	\$	3,495,160	PERSONAL
HKRK MGNT INC	\$	2,275,000	\$	2,000,000	REAL
IMT CAPITAL III LAKESHORE LOFTS LP	\$	53,500,000	\$	52,200,000	REAL
IMV GROUP LLC	\$	155,560	\$	132,430	REAL
IMV GROUP LLC	\$	901,740	\$	767,690	REAL
IMV GROUP LLC	\$	167,260	\$	142,390	REAL
IMV GROUP LLC	\$	1,429,530	\$	1,217,010	REAL
IMV GROUP LLC	\$	189,600	\$	161,410	REAL
IMV GROUP LLC	\$	179,650	\$	152,940	REAL
IMV GROUP LLC	\$	175,650	\$	149,540	REAL
IMV GROUP LLC	\$	138,050	\$	117,530	REAL
IMV GROUP LLC	\$	130,490	\$	111,090	REAL
IMV GROUP LLC	\$	1,111,510	\$	946,270	REAL
IMV GROUP LLC	\$	351,290	\$	299,070	REAL
IMV GROUP LLC	\$	322,350	\$	274,430	REAL
IMV GROUP LLC	\$	91,860	\$	78,200	REAL
INTERGERMAN SUMMER GATE LP	\$	13,650,000	\$	12,700,000	REAL
INTREPID HOLDINGS	\$	3,586,730	\$	3,200,000	REAL
IRIS ASSOCIATES LP	\$	8,156,250	\$	7,593,750	REAL
IRIS ASSOCIATES LP	\$	20,843,750	\$	19,406,250	REAL
IRVING 4600 WEST PIONEER	\$	34,272,000	\$	29,725,000	REAL
IRVING BRITAIN WAY APARTMENTS LP	\$	2,324,000	\$	2,203,000	REAL
IRVING BRITAIN WAY APARTMENTS LP	\$	4,480,000	\$	4,247,000	REAL
IRVING BUS PROPERTIES LLC	\$	2,300,000	\$	1,865,720	REAL
IRVING LODGING LLC	\$	5,500,000	\$	5,000,000	REAL
IRVING PARK SPRINGS PARTNERS LTD	\$	2,100,000	\$	1,726,570	REAL
ISA HOSPITALITY INC	\$	1,995,000	\$	1,700,000	REAL
JAHCO FAIR OAKS LP	\$	7,050,000	\$	6,345,000	REAL
JARS HEIGHTS 79 LLC	\$	2,720,000	\$	2,582,280	REAL
JARS HEIGHTS 79 LLC	\$	1,020,000	\$	968,350	REAL
JARS HEIGHTS 79 LLC	\$	1,632,000	\$	1,549,370	REAL
JASAN LLC	\$	3,200,230	\$	2,825,000	REAL
JDFW LLC	\$	52,000,000	\$	47,000,000	REAL
JDFW II LLC	\$	71,000,000	\$	64,800,000	REAL
KIMBERLY CLARK CORP	\$	9,000,000	\$	8,775,000	REAL

KROGER TEXAS LP	\$	10,600,000	\$	10,600,000	REAL
LADERA RANCH LLC	\$	21,500,000	\$	21,000,000	REAL
LAKE WORTH HOTEL CORP	\$	3,650,000	\$	3,400,000	REAL
LAKERIDGE REALTY LP	\$	310,140	\$	310,140	REAL
LAKERIDGE REALTY LP	\$	9,052,500	\$	8,000,000	REAL
LAKERIDGE REALTY LP	\$	7,639,860	\$	7,100,000	REAL
LAS COLINAS I HOLDCO LP	\$	83,950,000	\$	80,000,000	REAL
LAS COLINAS II HOLDCO LP	\$	46,300,000	\$	45,425,000	REAL
LAS COLINAS SURGERY	\$	1,600,000	\$	1,400,000	REAL
LEGACY REI GROUP SA LLC	\$	8,972,740	\$	8,543,270	REAL
LEGACY REI GROUP SA LLC	\$	3,232,820	\$	2,956,730	REAL
LEGACY REI GROUP SP LLC	\$	17,933,000	\$	17,600,000	REAL
LEGACY REI GROUP VF LLC	\$	10,898,000	\$	9,800,000	REAL
LOWEN TRINITY MILLS	\$	197,830	\$	197,830	REAL
LOWEN TRINITY MILLS	\$	7,715,780	\$	7,350,000	REAL
LPD REALTY LLC	\$	12,300,000	\$	11,250,000	REAL
MAA ALLOY LLC	\$	47,500,000	\$	44,500,000	REAL
MAA TANC LLC	\$	37,800,000	\$	36,800,000	REAL
MAAHIYAA HOTEL LLC	\$	4,000,000	\$	3,650,000	REAL
MACARTHUR PLACE BORROWER LLC	\$	17,538,460	\$	15,923,080	REAL
MACARTHUR PLACE BORROWER LLC	\$	20,461,540	\$	18,576,920	REAL
MACY'S RETAIL HOLDINGS	\$	4,410,970	\$	4,000,000	REAL
MACY'S RETAIL HOLDINGS LLC	\$	2,822,470	\$	2,399,100	PERSONAL
MALL GROUND PORTFOLIO LLC	\$	38,155,140	\$	31,353,230	REAL
MALL GROUND PORTFOLIO LLC	\$	1,650,000	\$	1,600,000	REAL
MALL GROUND PORTFOLIO LLC	\$	4,700,000	\$	4,051,910	REAL
MALL GROUND PORTFOLIO LLC	\$	193,440	\$	193,440	REAL
MALL GROUND PORTFOLIO LLC	\$	1,301,420	\$	1,301,420	REAL
MARABELLA APARTMENTS LP	\$	26,253,610	\$	25,594,000	REAL
MARABELLA APARTMENTS LP	\$	23,496,390	\$	22,906,000	REAL
MEDIEVAL TIMES	\$	1,627,000	\$	1,627,000	PERSONAL
MERRICK BUSINESS PARK LLC	\$	4,423,500	\$	3,395,020	REAL
MERRICK BUSINESS PARK LLC	\$	1,434,100	\$	1,193,010	REAL
METROPLEX PLAZA LP	\$	3,752,500	\$	3,184,960	REAL
METROPLEX PLAZA LP	\$	2,362,500	\$	1,988,140	REAL
METROPLEX PLAZA LP	\$	4,635,000	\$	3,826,900	REAL
MNSF II ACQUISITIONS LLC	\$	165,910	\$	165,910	REAL
MNSF II ACQUISITIONS LLC	\$	195,020	\$	195,020	REAL
MNSF II ACQUISITIONS LLC	\$	222,430	\$	222,430	REAL
MNSF II ACQUISITIONS LLC	\$	227,990	\$	190,970	REAL
MNSF II ACQUISITIONS LLC	\$	203,000	\$	203,000	REAL
MPG TEXAS 1 LLC	\$	9,520,000	\$	9,000,000	REAL
NEPTUNE VENTURES LLC	\$	280,000	\$	280,000	REAL
NEPTUNE VENTURES LLC	\$	196,600	\$	184,480	REAL
NEPTUNE VENTURES LLC	\$	251,650	\$	236,140	REAL
NEPTUNE VENTURES LLC	\$	192,210	\$	180,370	REAL
NEPTUNE VENTURES LLC	\$	254,930	\$	239,220	REAL
NEPTUNE VENTURES LLC	\$	181,930	\$	170,720	REAL
NEPTUNE VENTURES LLC	\$	179,000	\$	167,970	REAL
NEPTUNE VENTURES LLC	\$	202,050	\$	189,600	REAL
NEPTUNE VENTURES LLC	\$	258,990	\$	243,030	REAL
NEPTUNE VENTURES LLC	\$	226,530	\$	212,940	REAL
NEPTUNE VENTURES LLC	\$	142 194,150	\$	182,190	REAL

NEPTUNE VENTURES LLC	\$	217,730	\$	204,310	REAL
NEPTUNE VENTURES LLC	\$	204,080	\$	191,500	REAL
NEPTUNE VENTURES LLC	\$	200,940	\$	192,530	REAL
NEWPORT APARTMENTS PROPERTY OWNER	\$	24,147,200	\$	21,000,000	REAL
NORTHGATE CARI LLC &	\$	16,500,000	\$	16,000,000	REAL
OMNINET FOXBOROUGH LP	\$	9,349,910	\$	8,248,000	REAL
OMNINET FOXBOROUGH LP	\$	23,015,170	\$	20,302,000	REAL
PACIFIC PLATINUM TRUST	\$	555,310	\$	520,000	REAL
PAR CAPITAL 122 WEST LLC	\$	27,882,000	\$	25,100,000	REAL
PARMA MANDALAY TOWER LLC	\$	38,000,000	\$	35,900,000	REAL
PARMA LAS COLINAS TOWERS LLC	\$	61,167,000	\$	59,152,000	REAL
PARMA LAS COLINAS TOWERS LLC	\$	4,048,000	\$	4,048,000	REAL
PARRISH HARE ELECTRIC SUPPLY CORP	\$	15,469,580	\$	13,382,690	PERSONAL
PATEL RAMAN	\$	1,450,000	\$	1,340,000	REAL
PCPI UT OWNER LP AND TERRA FUNDING URBAN TC	\$	12,252,330	\$	12,252,330	REAL
PCPI UT OWNER LP AND TERRA FUNDING URBAN TC	\$	151,682,670	\$	123,247,670	REAL
PECAN VILLAGE APARTMENTS	\$	1,477,510	\$	1,392,860	REAL
PECAN VILLAGE APARTMENTS	\$	1,704,820	\$	1,607,140	REAL
PERFECT & COMFORT LIVING LLC	\$	3,200,000	\$	2,900,000	REAL
PERFECT AND MODERN TEAM LLC	\$	2,332,000	\$	2,200,000	REAL
POLO SANTIAGO	\$	4,600,000	\$	4,140,000	REAL
POST MONTORO LLC	\$	26,259,000	\$	25,000,000	REAL
PPF AMLI 1050 LAKE CAROLYN PARKWAY LLC	\$	51,832,000	\$	48,375,000	REAL
PPF AMLI 777 LAKE CAROLYN PARKWAY	\$	73,775,000	\$	69,191,000	REAL
PRIME US TOWER AT LAKE CAROLYN LLC	\$	61,500,000	\$	59,000,000	REAL
PROGRESS RESIDENTIAL	\$	168,600	\$	168,600	REAL
PROGRESS RESIDENTIAL	\$	170,510	\$	170,510	REAL
PROVIDENT GROUP IRVING PROPERTIES LLC	\$	31,000,000	\$	24,250,000	REAL
RACETRAC PETROLEUM INC	\$	563,900	\$	301,100	REAL
RACETRAC PETROLEUM INC	\$	429,820	\$	331,760	PERSONAL
RACETRAC PETROLEUM INC	\$	1,750,000	\$	1,718,000	REAL
RACETRAC PETROLEUM INC	\$	2,315,310	\$	2,100,000	REAL
RACETRAC PETROLEUM INC	\$	457,820	\$	457,820	REAL
RACETRAC PETROLEUM INC	\$	382,310	\$	382,310	REAL
RAMSEY LUTHER H	\$	1,490,700	\$	1,200,000	REAL
RANDALLS FOOD & DRUG LP	\$	4,758,940	\$	4,758,940	REAL
RAVEN SURROUND LLC	\$	26,500,000	\$	25,600,000	REAL
RAYO LLC	\$	4,800,000	\$	3,750,000	REAL
RAYO LLC	\$	4,897,600	\$	3,750,000	REAL
RESIDENCES NORTHGATE LLC	\$	28,233,600	\$	22,691,000	REAL
ROCHELLE PLACE L P	\$	7,500,000	\$	7,000,000	REAL
ROCHELLE PLAZA ASSOCIATES	\$	9,500,000	\$	8,475,000	REAL
ROSEMONT SUMMIT OPERATING LLC	\$	56,250,000	\$	54,500,000	REAL
RUSTIC RIDGE IRVING LP	\$	15,000,000	\$	13,800,000	REAL
RYDER TRUCK RENTAL INC	\$	2,440,720	\$	2,153,310	PERSONAL
SANDLIAN COLBY B & G B REV TR &	\$	2,600,000	\$	2,600,000	REAL
SAVOY DALLAS HOTELS LLC	\$	5,481,350	\$	4,500,000	REAL
SEDONA PARK APARTMENTS LLC	\$	24,880,000	\$	17,350,000	REAL
SOUTHERN STAR LAS COLINAS LP	\$	8,900,000	\$	8,000,000	REAL
SPANISH HAVEN REDEVELOPMT	\$	9,067,030	\$	7,000,000	REAL
SUN LIFE INSURANCE CO OF CANADA	\$	34,178,320	\$	32,169,000	REAL
SYMONDS STEPHAN M	\$	1,330,000	\$	1,200,000	REAL
TARGET CORPORATION AS OWNER	\$ ¹⁴³	5,523,470	\$	5,523,470	REAL

TCI 600 LAS COLINAS INC	\$	80,837,780	\$	74,750,000	REAL
TEXAS FLORIDA CEDARS LP	\$	8,651,960	\$	7,800,000	REAL
TEXAS PARK MANOR LP	\$	8,800,000	\$	8,250,000	REAL
TEXAS SFI PARTNERSHIP 37 LTD	\$	34,000,000	\$	33,400,000	REAL
TMIF II BRIDGEPORT LP	\$	26,250,000	\$	23,625,000	REAL
TP APARTMENTS LLC	\$	5,415,830	\$	4,851,730	REAL
TP APARTMENTS LLC	\$	2,063,170	\$	1,848,270	REAL
TR ATRIUM LP	\$	14,215,000	\$	13,500,000	REAL
TR ATRIUM LP	\$	7,215,000	\$	7,100,000	REAL
TRELLIS PLACE DUPLEXES LTD	\$	14,428,000	\$	13,300,000	REAL
URBAN TOWNE LAKE APARTMENTS LP	\$	24,000,000	\$	23,500,000	REAL
VELAZQUEZ CELIA &	\$	1,100,000	\$	1,000,000	REAL
VILLAS ESTANCIA APARTMENTS LLC	\$	18,525,000	\$	14,500,000	REAL
WALGREENS CO AS OWNER	\$	2,293,980	\$	2,163,320	REAL
WALGREENS CO AS OWNER	\$	1,376,640	\$	1,298,230	REAL
WALGREENS CO AS OWNER	\$	2,351,530	\$	2,217,600	REAL
WALGREENS CO AS OWNER	\$	2,293,980	\$	2,293,980	REAL
WALGREENS CO AS OWNER	\$	1,376,640	\$	1,376,640	REAL
WALGREENS CO AS OWNER	\$	2,351,530	\$	2,351,530	REAL
WALNUT HILL TX PARTNERS LLC	\$	51,000,000	\$	47,000,000	REAL
WESTDALE BROOKSTONE/TERRACE LP	\$	14,400,000	\$	12,960,000	REAL
WESTDALE BROOKSTONE/TERRACE LP	\$	17,750,000	\$	16,950,000	REAL
WESTDALE LAKERIDGE	\$	15,950,000	\$	15,000,000	REAL
WESTDALE POLARIS PARTNERS	\$	13,400,000	\$	12,700,000	REAL
WESTDALE PPTIES AMERICA I	\$	15,850,000	\$	15,000,000	REAL
WESTDALE WOODMEADE LTD	\$	23,700,000	\$	21,400,000	REAL
WESTGATE MULTIFAMILY LLC	\$	4,358,000	\$	3,993,000	REAL
WESTGATE MULTIFAMILY LLC	\$	3,988,000	\$	3,665,000	REAL
WESTGATE MULTIFAMILY LLC	\$	23,524,000	\$	20,946,000	REAL
WESTGATE MULTIFAMILY LLC	\$	10,130,000	\$	9,098,000	REAL
WOODCHASE & CLARENDON APTS LLC	\$	15,388,870	\$	12,270,670	PERSONAL
WOODCHASE & CLARENDON APTS LLC	\$	5,931,130	\$	4,729,330	REAL
WOODSIDE VILLAS IRVING LLC	\$	13,000,000	\$	12,100,000	REAL
WOODWIND APARTMENTS	\$	5,193,000	\$	5,100,000	REAL
WOODWIND APARTMENTS	\$	400,000	\$	400,000	REAL
WWC XLV LP	\$	59,000,000	\$	55,500,000	REAL

TOTAL	\$	3,666,014,860	\$	3,358,196,980	
--------------	----	----------------------	----	----------------------	--

TOPIC

Consider Approval Of The 2026–2027 Salary And Supplemental Pay Schedules

PRESENTED BY

JORGE ACOSTA

BACKGROUND

Human Resources & Employee Services, in collaboration with the Chief Financial Officer, recommends approval of the proposed 2026–2027 salary and supplemental pay schedules for all employee groups, including professional, auxiliary, substitute, hourly, stipend, and summer compensation schedules.

Following a comprehensive review of the District’s financial projections, available funding sources, and long-term fiscal obligations, District administration is unable to recommend a general percentage-based salary increase for the 2026–2027 fiscal year at this time due to current budgetary constraints.

The proposed compensation plan also reflects updates associated with the Teacher Retention Allotment (TRA). In alignment with House Bill 2, Texas Education Code § 48.112, and the Texas Education Agency’s Enhanced Teacher Incentive Allotment (Enhanced TIA) framework, the District will distribute TRA funds for the 2026–2027 school year in alignment with its locally adopted Strategic Compensation system.

Additionally, the administration is recommending targeted compensation adjustments for certain employee groups for the 2026–2027 school year. Nonexempt Operations staff, including Food Services, Facilities Services, Student Transportation Services, and Security Services employees, are recommended to receive a \$1.00 per hour pay increase. All other annualized paraprofessional employees not included in the aforementioned Operations classifications are recommended to receive a \$1,000 increase to base pay.

In consideration of the District’s current financial landscape and ongoing long-term compensation reform efforts, administration respectfully recommends approval of the proposed 2026–2027 salary and supplemental pay schedules and related compensation adjustments.

ADMINISTRATIVE RECOMMENDATION

Administration recommends approval of the attached 2026–2027 salary and supplemental pay schedules. Administration further recommends approval of a \$1.00 per hour pay increase for nonexempt Operations staff, including Food Services, Facilities Services, Student Transportation Services, and Security Services employees, and approval of a \$1,000 increase to base pay for all other annualized paraprofessional employees not included in those Operations classifications. Administration further recommends authorization for the Superintendent or designee to administer and interpret the

compensation plan throughout the 2026–2027 school year until such time as a subsequent compensation plan is adopted by the Board.

RECOMMENDED BOARD MOTION

I move approval of the attached 2026–2027 salary and supplemental pay schedules. I further move approval of a \$1.00 per hour pay increase for nonexempt Operations staff, including Food Services, Facilities Services, Student Transportation Services, and Security Services employees, and approval of a \$1,000 increase to base pay for all other annualized paraprofessional employees not included in those Operations classifications. Lastly, move for the approval of the Superintendent or designee to administer and interpret the compensation plan throughout the 2026–2027 school year until such time as a subsequent compensation plan is adopted by the Board.

AGENDA SHEET

MEETING DATE

6/08/2026

TOPIC

Consider Approval Of The 2026–2027 Salary And Supplemental Pay Schedules

IRVING INDEPENDENT SCHOOL DISTRICT

EMPLOYEE SALARY SCHEDULE

2026 - 2027



The Irving ISD Board of Trustees adopts a new compensation plan each year. **Salary increases are not given automatically.**

Neither past nor future salaries can be accurately calculated or predicted from information in this manual. **Only salaries for the 2026 - 2027 school year may be obtained from the information in this manual.**

The Compensation and/or Payroll departments shall determine final calculations of all salaries, regardless **of possible typographical errors contained in this manual.**

The Board of Trustees, the Superintendent, and/or designee retain the right to adjust salaries anytime during the fiscal year.

For further clarification or information, please contact the Human Resources Department at HR-Compensation@Irvingisd.net or the Payroll Department at PayrollSupport@Irvingisd.net.

Work calendars assigned to any position reflected in this salary schedule are subject to modification. In the event of a calendar adjustment, the daily rate of pay shall be recalculated as necessary to maintain the employee's annualized compensation for the applicable contract or work year.

**The contents of this manual may be updated throughout the year as needed due to continuous compensation review in conjunction with TASB as well as jobs being added, changed, and/or deleted. Updates will also be made to correct any typographical errors.*

Teachers, Nurses, Librarians, Other Instructional Professionals, and Counselors Salary Schedules

*Must have completed at least 90 days in the previous work calendar year to receive step movement.

*All service records and/or transcripts must also be received for salary credit purposes.

TRA Compensation and TRA Overview

Irving ISD has engaged in a comprehensive strategic compensation planning process designed to recognize, support, and reward educator effectiveness across the District. Throughout the 2025–2026 school year, the District engaged teachers, academic specialists, assistant principals, principals, and district leadership in extensive stakeholder meetings, collaborative planning sessions, and feedback opportunities related to the development of:

- Teacher Measures of Excellence (TME)
- Academic Specialist Measures of Excellence (ASME)
- Assistant Principal Measures of Excellence (APME)
- Principal Measures of Excellence (PME)

Educator Group	Milestone	2024-25	2025-26	2026-27	2027-28	2028-29
Teachers Academic Specialists Assistant Principals	System design informed by stakeholder feedback		█			
	Initial rollout of new compensation model (pilot phase)			█		
	Prior-year salary maintained (held harmless)			█	█	
	Full implementation of compensation model				█	█
Principals	System design informed by stakeholder feedback	█				
	Initial rollout of new compensation model (pilot phase)		█			
	Prior-year salary maintained (held harmless)		█	█		
	Full implementation of compensation model			█	█	█
Other	Plan expansion for other staff categories				█	█

This work reflects Irving ISD’s ongoing commitment to building a high-performance culture that recognizes instructional excellence, supports student success, and strategically invests in the recruitment and retention of highly effective educators.

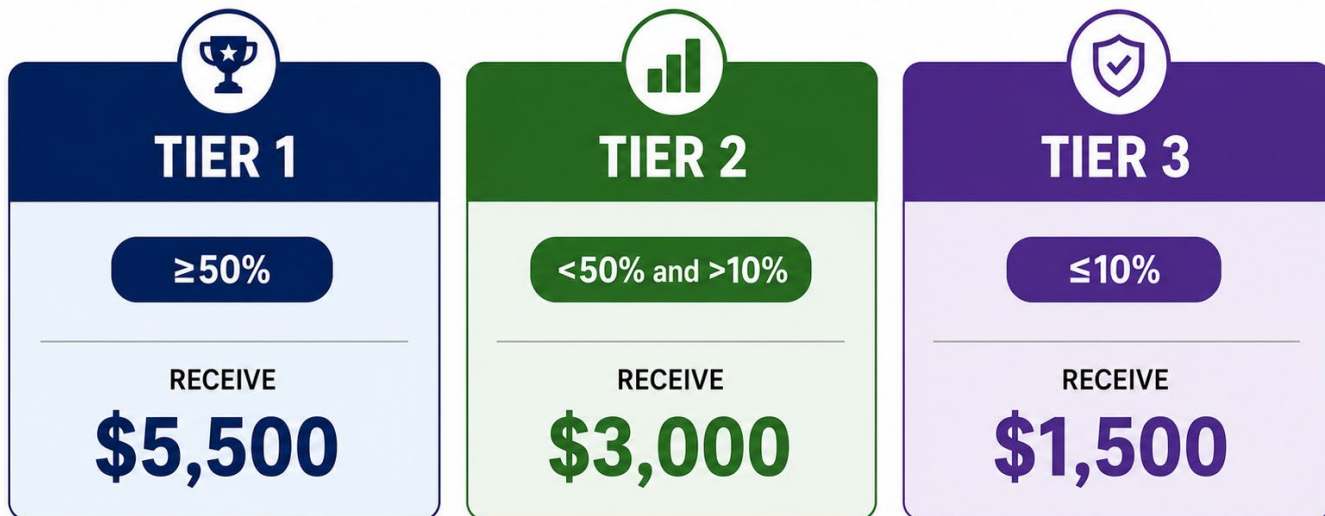
In alignment with House Bill 2, Texas Education Code § 48.112, and the Texas Education Agency’s Enhanced Teacher Incentive Allotment (Enhanced TIA) framework, participating districts are provided optional flexibility to align Teacher Retention Allotment (TRA) distributions with locally adopted performance-based compensation systems. Irving ISD’s TRA distribution structure supports the broader strategic compensation vision by aligning compensation practices with educator effectiveness, instructional impact, and student success.

Consistent with these efforts, Irving ISD will distribute applicable TRA funds as an alternate salary based on educator performance as determined through the District’s adopted appraisal system. For the 2026–2027 school year, TRA performance determinations will be based on the teacher’s 2025-2026 T-TESS Summative evaluation score. This methodology yields an alternate salary increase for the majority of teachers compared to the 2025-2026 salary model implemented in July of 2025.

This approach strengthens Irving ISD’s long-term strategic compensation vision by meaningfully recognizing educator effectiveness, supporting the retention of high-performing teachers, and advancing a culture of excellence across the District.

TRA ALTERNATE SALARY DISTRIBUTION

For the 2026–2027 school year, the District will issue Teacher Retention Allotment (TRA) funds as an alternate salary on the basis of performance, in accordance with applicable statute.



Determination of TRA Performance Tiers

Performance results for eligible employees are reviewed across the district and grouped into performance tiers to promote:

- Consistent expectations across campuses;
- Fair and comparable outcomes for teachers serving in similar instructional settings; and
- Clear distinctions between levels of effectiveness.

Scores will be arranged in descending order by campus type. Performance thresholds will then be established based on the distribution of scores within each grouping.

The cutoff for the top 50% will be determined at the midpoint of the distribution. If multiple employees share the same score at the cutoff value, all individuals with that same score will be included in the top performance group, even if the resulting percentage exceeds 50% of all scores within the applicable grouping.

**Irving ISD
2026-2027 Compensation Schedule
Teachers Bachelor's Degree - Current Employees**

Years of Experience	2026-2027 Bachelor's Degree Daily Rate	2026-2027 Bachelor's Degree Annual Salary	2026-2027 Bachelor's Degree Annual Salary + HB2 Alternate Salary*		
			Tier 1	Tier 2	Tier 3
0	\$334.8546	\$62,618	-	-	-
1	\$335.8075	\$62,796	\$68,296.00	\$65,796.00	\$64,296.00
2	\$338.0328	\$63,212	\$68,712.00	\$66,212.00	\$64,712.00
3	\$342.2024	\$63,992	\$69,492.00	\$66,992.00	\$65,492.00
4	\$348.8781	\$65,240	\$70,740.00	\$68,240.00	\$66,740.00
5	\$349.5440	\$65,365	\$70,865.00	\$68,365.00	\$66,865.00
6	\$351.5203	\$65,734	\$71,234.00	\$68,734.00	\$67,234.00
7	\$358.3281	\$67,007	\$72,507.00	\$70,007.00	\$68,507.00
8	\$361.9002	\$67,675	\$73,175.00	\$70,675.00	\$69,175.00
9	\$365.3041	\$68,312	\$73,812.00	\$71,312.00	\$69,812.00
10	\$367.0061	\$68,630	\$74,130.00	\$71,630.00	\$70,130.00
11	\$368.2563	\$68,864	\$74,364.00	\$71,864.00	\$70,364.00
12	\$369.3910	\$69,076	\$74,576.00	\$72,076.00	\$70,576.00
13	\$370.5256	\$69,288	\$74,788.00	\$72,288.00	\$70,788.00
14	\$371.6603	\$69,500	\$75,000.00	\$72,500.00	\$71,000.00
15	\$372.7949	\$69,713	\$75,213.00	\$72,713.00	\$71,213.00
16	\$373.9296	\$69,925	\$75,425.00	\$72,925.00	\$71,425.00
17	\$376.1988	\$70,349	\$75,849.00	\$73,349.00	\$71,849.00
18	\$377.3335	\$70,561	\$76,061.00	\$73,561.00	\$72,061.00
19	\$378.4681	\$70,774	\$76,274.00	\$73,774.00	\$72,274.00
20	\$382.1558	\$71,463	\$76,963.00	\$74,463.00	\$72,963.00
21	\$383.5741	\$71,728	\$77,228.00	\$74,728.00	\$73,228.00
22	\$386.6418	\$72,302	\$77,802.00	\$75,302.00	\$73,802.00
23	\$390.7917	\$73,078	\$78,578.00	\$76,078.00	\$74,578.00
24	\$393.8174	\$73,644	\$79,144.00	\$76,644.00	\$75,144.00
25	\$398.8918	\$74,593	\$80,093.00	\$77,593.00	\$76,093.00
26	\$399.6693	\$74,738	\$80,238.00	\$77,738.00	\$76,238.00
27	\$402.9786	\$75,357	\$80,857.00	\$78,357.00	\$76,857.00
28	\$409.3978	\$76,557	\$82,057.00	\$79,557.00	\$78,057.00
29	\$416.2057	\$77,830	\$83,330.00	\$80,830.00	\$79,330.00
30+	\$421.8789	\$78,891	\$84,391.00	\$81,891.00	\$80,391.00
31	\$423.4548	\$79,186	\$84,686.00	\$82,186.00	\$80,686.00
32	\$430.2627	\$80,459	\$85,959.00	\$83,459.00	\$81,959.00
33	\$434.7593	\$81,300	\$86,800.00	\$84,300.00	\$82,800.00
34	\$439.8127	\$82,245	\$87,745.00	\$85,245.00	\$83,745.00
35	\$444.4458	\$83,111	\$88,611.00	\$86,111.00	\$84,611.00
36	\$448.3541	\$83,842	\$89,342.00	\$86,842.00	\$85,342.00
37	\$453.5020	\$84,805	\$90,305.00	\$87,805.00	\$86,305.00
38	\$458.6289	\$85,764	\$91,264.00	\$88,764.00	\$87,264.00
39	\$463.8294	\$86,736	\$92,236.00	\$89,736.00	\$88,236.00
40	\$467.8952	\$87,496	\$92,996.00	\$90,496.00	\$88,996.00

**Irving ISD
2026-2027 Compensation Schedule
Teachers Master's Degree - Current Employees**

Years of Experience	2026-2027 Master's Degree Daily Rate	2026-2027 Master's Degree Annual Salary	2026-2027 Master's Degree Annual Salary + HB2 Alternate Salary*		
			Tier 1	Tier 2	Tier 3
0	\$343.1993	\$64,178	-	-	-
1	\$344.2073	\$64,367	\$69,867	\$67,367	\$65,867
2	\$346.4325	\$64,783	\$70,283	\$67,783	\$66,283
3	\$350.6076	\$65,564	\$71,064	\$68,564	\$67,064
4	\$357.2833	\$66,812	\$72,312	\$69,812	\$68,312
5	\$358.2535	\$66,993	\$72,493	\$69,993	\$68,493
6	\$361.0702	\$67,520	\$73,020	\$70,520	\$69,020
7	\$367.3213	\$68,689	\$74,189	\$71,689	\$70,189
8	\$370.4731	\$69,278	\$74,778	\$72,278	\$70,778
9	\$373.8770	\$69,915	\$75,415	\$72,915	\$71,415
10	\$375.5790	\$70,233	\$75,733	\$73,233	\$71,733
11	\$376.8187	\$70,465	\$75,965	\$73,465	\$71,965
12	\$377.9534	\$70,677	\$76,177	\$73,677	\$72,177
13	\$379.0880	\$70,889	\$76,389	\$73,889	\$72,389
14	\$380.2226	\$71,102	\$76,602	\$74,102	\$72,602
15	\$381.3678	\$71,316	\$76,816	\$74,316	\$72,816
16	\$382.5024	\$71,528	\$77,028	\$74,528	\$73,028
17	\$387.6084	\$72,483	\$77,983	\$75,483	\$73,983
18	\$388.7430	\$72,695	\$78,195	\$75,695	\$74,195
19	\$389.8777	\$72,907	\$78,407	\$75,907	\$74,407
20	\$393.5653	\$73,597	\$79,097	\$76,597	\$75,097
21	\$394.9836	\$73,862	\$79,362	\$76,862	\$75,362
22	\$398.0513	\$74,436	\$79,936	\$77,436	\$75,936
23	\$402.1907	\$75,210	\$80,710	\$78,210	\$76,710
24	\$405.2269	\$75,777	\$81,277	\$78,777	\$77,277
25	\$410.3013	\$76,726	\$82,226	\$79,726	\$78,226
26	\$411.5305	\$76,956	\$82,456	\$79,956	\$78,456
27	\$417.2143	\$78,019	\$83,519	\$81,019	\$79,519
28	\$423.6334	\$79,219	\$84,719	\$82,219	\$80,719
29	\$430.4413	\$80,493	\$85,993	\$83,493	\$81,993
30+	\$436.1251	\$81,555	\$87,055	\$84,555	\$83,055
31	\$437.7010	\$81,850	\$87,350	\$84,850	\$83,350
32	\$444.5089	\$83,123	\$88,623	\$86,123	\$84,623
33	\$450.1401	\$84,176	\$89,676	\$87,176	\$85,676
34	\$455.1935	\$85,121	\$90,621	\$88,121	\$86,621
35	\$459.8266	\$85,988	\$91,488	\$88,988	\$87,488
36	\$463.7348	\$86,718	\$92,218	\$89,718	\$88,218
37	\$468.8828	\$87,681	\$93,181	\$90,681	\$89,181
38	\$473.9992	\$88,638	\$94,138	\$91,638	\$90,138
39	\$479.2102	\$89,612	\$95,112	\$92,612	\$91,112
40	\$483.2655	\$90,371	\$95,871	\$93,371	\$91,871

**Irving ISD
2026-2027 Compensation Schedule
Teachers Doctorate Degree - Current Employees**

Years of Experience	2026-2027 Doctorate Degree Daily Rate	2026-2027 Doctorate Degree Annual Salary	2026-2027 Doctorate Degree Annual Salary + HB2 Alternate Salary*		
			Tier 1	Tier 2	Tier 3
0	\$354.3255	\$66,259	-	-	-
1	\$355.5538	\$66,489	\$71,989	\$69,489	\$67,989
2	\$357.7790	\$66,905	\$72,405	\$69,905	\$68,405
3	\$361.9542	\$67,685	\$73,185	\$70,685	\$69,185
4	\$368.6298	\$68,934	\$74,434	\$71,934	\$70,434
5	\$369.8311	\$69,158	\$74,658	\$72,158	\$70,658
6	\$372.6478	\$69,685	\$75,185	\$72,685	\$71,185
7	\$378.8989	\$70,854	\$76,354	\$73,854	\$72,354
8	\$382.0402	\$71,442	\$76,942	\$74,442	\$72,942
9	\$385.4441	\$72,078	\$77,578	\$75,078	\$73,578
10	\$387.1461	\$72,396	\$77,896	\$75,396	\$73,896
11	\$388.3963	\$72,630	\$78,130	\$75,630	\$74,130
12	\$389.5310	\$72,842	\$78,342	\$75,842	\$74,342
13	\$390.6656	\$73,054	\$78,554	\$76,054	\$74,554
14	\$391.8003	\$73,267	\$78,767	\$76,267	\$74,767
15	\$392.9349	\$73,479	\$78,979	\$76,479	\$74,979
16	\$394.0696	\$73,691	\$79,191	\$76,691	\$75,191
17	\$399.1755	\$74,646	\$80,146	\$77,646	\$76,146
18	\$400.3101	\$74,858	\$80,358	\$77,858	\$76,358
19	\$401.4448	\$75,070	\$80,570	\$78,070	\$76,570
20	\$405.1429	\$75,762	\$81,262	\$78,762	\$77,262
21	\$406.5612	\$76,027	\$81,527	\$79,027	\$77,527
22	\$409.6289	\$76,601	\$82,101	\$79,601	\$78,101
23	\$413.7683	\$77,375	\$82,875	\$80,375	\$78,875
24	\$416.7940	\$77,940	\$83,440	\$80,940	\$79,440
25	\$421.8789	\$78,891	\$84,391	\$81,891	\$80,391
26	\$423.1081	\$79,121	\$84,621	\$82,121	\$80,621
27	\$428.7919	\$80,184	\$85,684	\$83,184	\$81,684
28	\$435.2111	\$81,384	\$86,884	\$84,384	\$82,884
29	\$442.0189	\$82,658	\$88,158	\$85,658	\$84,158
30+	\$447.6922	\$83,718	\$89,218	\$86,718	\$85,218
31	\$449.2786	\$84,015	\$89,515	\$87,015	\$85,515
32	\$456.0865	\$85,288	\$90,788	\$88,288	\$86,788
33	\$461.7072	\$86,339	\$91,839	\$89,339	\$87,839
34	\$466.7711	\$87,286	\$92,786	\$90,286	\$88,786
35	\$471.4042	\$88,153	\$93,653	\$91,153	\$89,653
36	\$475.3125	\$88,883	\$94,383	\$91,883	\$90,383
37	\$480.4499	\$89,844	\$95,344	\$92,844	\$91,344
38	\$485.5768	\$90,803	\$96,303	\$93,803	\$92,303
39	\$490.7878	\$91,777	\$97,277	\$94,777	\$93,277
40	\$494.8431	\$92,536	\$98,036	\$95,536	\$94,036

**Irving ISD
2026-2027 Compensation Schedule
Teachers Bachelor's Degree Irving ISD - New Hires**

Years of Experience	Bachelor's Degree Daily Rate	Bachelor's Degree Annual Salary
0	\$334.85	\$62,618
1	\$335.81	\$62,796
2	\$338.03	\$63,212
3	\$342.20	\$63,992
4	\$348.88	\$65,240
5	\$349.54	\$65,365
6	\$351.52	\$65,734
7	\$358.33	\$67,007
8	\$361.90	\$67,675
9	\$365.30	\$68,312
10	\$367.01	\$68,630
11	\$368.26	\$68,864
12	\$369.39	\$69,076
13	\$370.53	\$69,288
14	\$371.66	\$69,500
15	\$372.79	\$69,713
16	\$373.93	\$69,925
17	\$376.20	\$70,349
18	\$377.33	\$70,561
19	\$378.47	\$70,774
20	\$382.16	\$71,463
21	\$383.57	\$71,728
22	\$386.64	\$72,302
23	\$390.79	\$73,078
24	\$393.82	\$73,644
25	\$398.89	\$74,593
26	\$399.67	\$74,738
27	\$402.98	\$75,357
28	\$409.40	\$76,557
29	\$416.21	\$77,830
30	\$421.88	\$78,891
31	\$423.45	\$79,186
32	\$430.26	\$80,459
33	\$434.76	\$81,300
34	\$439.81	\$82,245
35	\$444.45	\$83,111
36	\$448.35	\$83,842
37	\$453.50	\$84,805
38	\$458.63	\$85,764
39	\$463.83	\$86,736
40	\$467.90	\$87,496

*This new hire schedule is for the 2026-2027 school year only. No salary increases are granted automatically each year. Neither past nor future salaries can be calculated, assumed, or predicated on the basis of this schedule.

*To obtain salaries for 41 or more years, please contact Human Resources.

*Salary is based on 187 work days.

*Base pay does not include any stipends or other salary supplements.

*Salary is based on the pay approved by the Board of Trustees each year.

Irving ISD
2026-2027 Compensation Schedule
Teachers Master's Degree - New Hires

Years of Experience	Master's Degree Daily Rate	Master's Degree Annual Salary
0	\$343.1993	\$64,178
1	\$344.2073	\$64,367
2	\$346.4325	\$64,783
3	\$350.6076	\$65,564
4	\$357.2833	\$66,812
5	\$358.2535	\$66,993
6	\$361.0702	\$67,520
7	\$367.3213	\$68,689
8	\$370.4731	\$69,278
9	\$373.8770	\$69,915
10	\$375.5790	\$70,233
11	\$376.8187	\$70,465
12	\$377.9534	\$70,677
13	\$379.0880	\$70,889
14	\$380.2226	\$71,102
15	\$381.3678	\$71,316
16	\$382.5024	\$71,528
17	\$387.6084	\$72,483
18	\$388.7430	\$72,695
19	\$389.8777	\$72,907
20	\$393.5653	\$73,597
21	\$394.9836	\$73,862
22	\$398.0513	\$74,436
23	\$402.1907	\$75,210
24	\$405.2269	\$75,777
25	\$410.3013	\$76,726
26	\$411.5305	\$76,956
27	\$417.2143	\$78,019
28	\$423.6334	\$79,219
29	\$430.4413	\$80,493
30	\$436.1251	\$81,555
31	\$437.7010	\$81,850
32	\$444.5089	\$83,123
33	\$450.1401	\$84,176
34	\$455.1935	\$85,121
35	\$459.8266	\$85,988
36	\$463.7348	\$86,718
37	\$468.8828	\$87,681
38	\$473.9992	\$88,638
39	\$479.2102	\$89,612
40	\$483.2655	\$90,371

*This new hire schedule is for the 2026-2027 school year only. No salary increases are granted automatically each year. Neither past nor future salaries can be calculated, assumed, or predicated on the basis of this schedule.

*To obtain salaries for 41 or more years, please contact Human Resources.

*Salary is based on 187 work days.

*Base pay does not include any stipends or other salary supplements.

*Salary is based on the pay approved by the Board of Trustees each year.

Irving ISD
2026-2027 Compensation Schedule
Teachers Doctorate Degree – New Hires

Years of Experience	Doctorate's Degree Daily Rate	Doctorate's Degree Annual Salary
0	\$354.3255	\$66,259
1	\$355.5538	\$66,489
2	\$357.7790	\$66,905
3	\$361.9542	\$67,685
4	\$368.6298	\$68,934
5	\$369.8311	\$69,158
6	\$372.6478	\$69,685
7	\$378.8989	\$70,854
8	\$382.0402	\$71,442
9	\$385.4441	\$72,078
10	\$387.1461	\$72,396
11	\$388.3963	\$72,630
12	\$389.5310	\$72,842
13	\$390.6656	\$73,054
14	\$391.8003	\$73,267
15	\$392.9349	\$73,479
16	\$394.0696	\$73,691
17	\$399.1755	\$74,646
18	\$400.3101	\$74,858
19	\$401.4448	\$75,070
20	\$405.1429	\$75,762
21	\$406.5612	\$76,027
22	\$409.6289	\$76,601
23	\$413.7683	\$77,375
24	\$416.7940	\$77,940
25	\$421.8789	\$78,891
26	\$423.1081	\$79,121
27	\$428.7919	\$80,184
28	\$435.2111	\$81,384
29	\$442.0189	\$82,658
30	\$447.6922	\$83,718
31	\$449.2786	\$84,015
32	\$456.0865	\$85,288
33	\$461.7072	\$86,339
34	\$466.7711	\$87,286
35	\$471.4042	\$88,153
36	\$475.3125	\$88,883
37	\$480.4499	\$89,844
38	\$485.5768	\$90,803
39	\$490.7878	\$91,777
40	\$494.8431	\$92,536

*This new hire schedule is for the 2026-2027 school year only. No salary increases are granted automatically each year. Neither past nor future salaries can be calculated, assumed, or predicated on the basis of this schedule.

*To obtain salaries for 41 or more years, please contact Human Resources.

*Salary is based on 187 work days.

*Base pay does not include any stipends or other salary supplements.

*Salary is based on the pay approved by the Board of Trustees each year.

Irving ISD
2026-2027 Compensation Schedule
New Hire Nurses and Librarians

Years of Experience	Bachelor's Degree Daily Rate	Bachelor's Degree Annual Salary	Master's Degree Daily Rate	Master's Degree Annual Salary	Doctorate Degree Daily Rate	Doctorate Degree Annual Salary
0	\$334.8546	\$62,618	\$343.1993	\$64,178	\$354.3255	\$66,259
1	\$335.8075	\$62,796	\$344.2073	\$64,367	\$355.5538	\$66,489
2	\$338.0328	\$63,212	\$346.4325	\$64,783	\$357.7790	\$66,905
3	\$342.2024	\$63,992	\$350.6076	\$65,564	\$361.9542	\$67,685
4	\$348.8781	\$65,240	\$357.2833	\$66,812	\$368.6298	\$68,934
5	\$349.5440	\$65,365	\$358.2535	\$66,993	\$369.8311	\$69,158
6	\$351.5203	\$65,734	\$361.0702	\$67,520	\$372.6478	\$69,685
7	\$358.3281	\$67,007	\$367.3213	\$68,689	\$378.8989	\$70,854
8	\$361.9002	\$67,675	\$370.4731	\$69,278	\$382.0402	\$71,442
9	\$365.3041	\$68,312	\$373.8770	\$69,915	\$385.4441	\$72,078
10	\$367.0061	\$68,630	\$375.5790	\$70,233	\$387.1461	\$72,396
11	\$368.2563	\$68,864	\$376.8187	\$70,465	\$388.3963	\$72,630
12	\$369.3910	\$69,076	\$377.9534	\$70,677	\$389.5310	\$72,842
13	\$370.5256	\$69,288	\$379.0880	\$70,889	\$390.6656	\$73,054
14	\$371.6603	\$69,500	\$380.2226	\$71,102	\$391.8003	\$73,267
15	\$372.7949	\$69,713	\$381.3678	\$71,316	\$392.9349	\$73,479
16	\$373.9296	\$69,925	\$382.5024	\$71,528	\$394.0696	\$73,691
17	\$376.1988	\$70,349	\$387.6084	\$72,483	\$399.1755	\$74,646
18	\$377.3335	\$70,561	\$388.7430	\$72,695	\$400.3101	\$74,858
19	\$378.4681	\$70,774	\$389.8777	\$72,907	\$401.4448	\$75,070
20	\$382.1558	\$71,463	\$393.5653	\$73,597	\$405.1429	\$75,762
21	\$383.5741	\$71,728	\$394.9836	\$73,862	\$406.5612	\$76,027
22	\$386.6418	\$72,302	\$398.0513	\$74,436	\$409.6289	\$76,601
23	\$390.7917	\$73,078	\$402.1907	\$75,210	\$413.7683	\$77,375
24	\$393.8174	\$73,644	\$405.2269	\$75,777	\$416.7940	\$77,940
25	\$398.8918	\$74,593	\$410.3013	\$76,726	\$421.8789	\$78,891
26	\$399.6693	\$74,738	\$411.5305	\$76,956	\$423.1081	\$79,121
27	\$402.9786	\$75,357	\$417.2143	\$78,019	\$428.7919	\$80,184
28	\$409.3978	\$76,557	\$423.6334	\$79,219	\$435.2111	\$81,384
29	\$416.2057	\$77,830	\$430.4413	\$80,493	\$442.0189	\$82,658
30+	\$421.8789	\$78,891	\$436.1251	\$81,555	\$447.6922	\$83,718
31	\$423.4548	\$79,186	\$437.7010	\$81,850	\$449.2786	\$84,015
32	\$430.2627	\$80,459	\$444.5089	\$83,123	\$456.0865	\$85,288
33	\$434.7593	\$81,300	\$450.1401	\$84,176	\$461.7072	\$86,339
34	\$439.8127	\$82,245	\$455.1935	\$85,121	\$466.7711	\$87,286
35	\$444.4458	\$83,111	\$459.8266	\$85,988	\$471.4042	\$88,153
36	\$448.3541	\$83,842	\$463.7348	\$86,718	\$475.3125	\$88,883
37	\$453.5020	\$84,805	\$468.8828	\$87,681	\$480.4499	\$89,844
38	\$458.6289	\$85,764	\$473.9992	\$88,638	\$485.5768	\$90,803
39	\$463.8294	\$86,736	\$479.2102	\$89,612	\$490.7878	\$91,777
40	\$467.8952	\$87,496	\$483.2655	\$90,371	\$494.8431	\$92,536

*This new hire schedule is for the 2026-2027 school year only. No salary increases are granted automatically each year. Neither past nor future salaries can be calculated, assumed, or predicated on the basis of this schedule.

*To obtain salaries for 41 or more years, please contact Human Resources.

*Salary is based on 187 work days.

*Base pay does not include any stipends or other salary supplements.

*Salary is based on the pay approved by the Board of Trustees each year.

Irving ISD
2026-2027 Compensation Schedule
New Hire Instructional Professional

Years of Experience	Bachelor's Degree Daily Rate	Bachelor's Degree Annual Salary	Master's Degree Daily Rate	Master's Degree Annual Salary	Doctorate Degree Daily Rate	Doctorate Degree Annual Salary
0	\$334.8546	\$62,618	\$343.1993	\$64,178	\$354.3255	\$66,259
1	\$335.8075	\$62,796	\$344.2073	\$64,367	\$355.5538	\$66,489
2	\$338.0328	\$63,212	\$346.4325	\$64,783	\$357.7790	\$66,905
3	\$342.2024	\$63,992	\$350.6076	\$65,564	\$361.9542	\$67,685
4	\$348.8781	\$65,240	\$357.2833	\$66,812	\$368.6298	\$68,934
5	\$349.5440	\$65,365	\$358.2535	\$66,993	\$369.8311	\$69,158
6	\$351.5203	\$65,734	\$361.0702	\$67,520	\$372.6478	\$69,685
7	\$358.3281	\$67,007	\$367.3213	\$68,689	\$378.8989	\$70,854
8	\$361.9002	\$67,675	\$370.4731	\$69,278	\$382.0402	\$71,442
9	\$365.3041	\$68,312	\$373.8770	\$69,915	\$385.4441	\$72,078
10	\$367.0061	\$68,630	\$375.5790	\$70,233	\$387.1461	\$72,396
11	\$368.2563	\$68,864	\$376.8187	\$70,465	\$388.3963	\$72,630
12	\$369.3910	\$69,076	\$377.9534	\$70,677	\$389.5310	\$72,842
13	\$370.5256	\$69,288	\$379.0880	\$70,889	\$390.6656	\$73,054
14	\$371.6603	\$69,500	\$380.2226	\$71,102	\$391.8003	\$73,267
15	\$372.7949	\$69,713	\$381.3678	\$71,316	\$392.9349	\$73,479
16	\$373.9296	\$69,925	\$382.5024	\$71,528	\$394.0696	\$73,691
17	\$376.1988	\$70,349	\$387.6084	\$72,483	\$399.1755	\$74,646
18	\$377.3335	\$70,561	\$388.7430	\$72,695	\$400.3101	\$74,858
19	\$378.4681	\$70,774	\$389.8777	\$72,907	\$401.4448	\$75,070
20	\$382.1558	\$71,463	\$393.5653	\$73,597	\$405.1429	\$75,762
21	\$383.5741	\$71,728	\$394.9836	\$73,862	\$406.5612	\$76,027
22	\$386.6418	\$72,302	\$398.0513	\$74,436	\$409.6289	\$76,601
23	\$390.7917	\$73,078	\$402.1907	\$75,210	\$413.7683	\$77,375
24	\$393.8174	\$73,644	\$405.2269	\$75,777	\$416.7940	\$77,940
25	\$398.8918	\$74,593	\$410.3013	\$76,726	\$421.8789	\$78,891
26	\$399.6693	\$74,738	\$411.5305	\$76,956	\$423.1081	\$79,121
27	\$402.9786	\$75,357	\$417.2143	\$78,019	\$428.7919	\$80,184
28	\$409.3978	\$76,557	\$423.6334	\$79,219	\$435.2111	\$81,384
29	\$416.2057	\$77,830	\$430.4413	\$80,493	\$442.0189	\$82,658
30+	\$421.8789	\$78,891	\$436.1251	\$81,555	\$447.6922	\$83,718
31	\$423.4548	\$79,186	\$437.7010	\$81,850	\$449.2786	\$84,015
32	\$430.2627	\$80,459	\$444.5089	\$83,123	\$456.0865	\$85,288
33	\$434.7593	\$81,300	\$450.1401	\$84,176	\$461.7072	\$86,339
34	\$439.8127	\$82,245	\$455.1935	\$85,121	\$466.7711	\$87,286
35	\$444.4458	\$83,111	\$459.8266	\$85,988	\$471.4042	\$88,153
36	\$448.3541	\$83,842	\$463.7348	\$86,718	\$475.3125	\$88,883
37	\$453.5020	\$84,805	\$468.8828	\$87,681	\$480.4499	\$89,844
38	\$458.6289	\$85,764	\$473.9992	\$88,638	\$485.5768	\$90,803
39	\$463.8294	\$86,736	\$479.2102	\$89,612	\$490.7878	\$91,777
40	\$467.8952	\$87,496	\$483.2655	\$90,371	\$494.8431	\$92,536

*This new hire schedule is for the 2026-2027 school year only. No salary increases are granted automatically each year. Neither past nor future salaries can be calculated, assumed, or predicated on the basis of this schedule.

*To obtain salaries for 41 or more years, please contact Human Resources.

*Salary is based on 187 work days.

*Base pay does not include any stipends or other salary supplements.

*Salary is based on the pay approved by the Board of Trustees each year.

Irving ISD
2026-2027 Compensation Schedule
New Hire School Counselors (Master's Degree)

Years of Experience	Daily Rate	195-Days Annual Salary	200-Days Annual Salary	205-Days Annual Salary	220-Days Annual Salary
0	\$337.9990	\$65,910	\$67,600	\$69,290	\$74,360
1	\$339.9847	\$66,297	\$67,997	\$69,697	\$74,797
2	\$340.8567	\$66,467	\$68,171	\$69,876	\$74,988
3	\$345.4898	\$67,371	\$69,098	\$70,825	\$76,008
4	\$351.6043	\$68,563	\$70,321	\$72,079	\$77,353
5	\$357.7713	\$69,765	\$71,554	\$73,343	\$78,710
6	\$367.3633	\$71,636	\$73,473	\$75,309	\$80,820
7	\$371.8914	\$72,519	\$74,378	\$76,238	\$81,816
8	\$374.8856	\$73,103	\$74,977	\$76,852	\$82,475
9	\$378.0164	\$73,713	\$75,603	\$77,493	\$83,164
10	\$379.6868	\$74,039	\$75,937	\$77,836	\$83,531
11	\$381.1367	\$74,322	\$76,227	\$78,133	\$83,850
12	\$382.2398	\$74,537	\$76,448	\$78,359	\$84,093
13	\$383.3114	\$74,746	\$76,662	\$78,579	\$84,329
14	\$384.3620	\$74,951	\$76,872	\$78,794	\$84,560
15	\$385.5597	\$75,184	\$77,112	\$79,040	\$84,823
16	\$388.9111	\$75,838	\$77,782	\$79,727	\$85,560
17	\$391.2224	\$76,288	\$78,244	\$80,201	\$86,069
18	\$394.0485	\$76,839	\$78,810	\$80,780	\$86,691
19	\$397.2319	\$77,460	\$79,446	\$81,433	\$87,391
20	\$399.5642	\$77,915	\$79,913	\$81,911	\$87,904
21	\$402.9366	\$78,573	\$80,587	\$82,602	\$88,646
22	\$405.2269	\$79,019	\$81,045	\$83,072	\$89,150
23	\$407.2546	\$79,415	\$81,451	\$83,487	\$89,596
24	\$410.6900	\$80,085	\$82,138	\$84,191	\$90,352
25	\$414.0415	\$80,738	\$82,808	\$84,878	\$91,089
26	\$417.2353	\$81,361	\$83,447	\$85,533	\$91,792
27	\$420.8178	\$82,059	\$84,164	\$86,268	\$92,580
28	\$427.4471	\$83,352	\$85,489	\$87,627	\$94,038
29	\$434.8854	\$84,803	\$86,977	\$89,151	\$95,675
30+	\$440.0753	\$85,815	\$88,015	\$90,215	\$96,817
31	\$443.8050	\$86,542	\$88,761	\$90,980	\$97,637
32	\$448.2910	\$87,417	\$89,658	\$91,900	\$98,624
33	\$452.9977	\$88,335	\$90,600	\$92,865	\$99,659
34	\$458.2192	\$89,353	\$91,644	\$93,935	\$100,808
35	\$463.7559	\$90,432	\$92,751	\$95,070	\$102,026
36	\$468.0843	\$91,276	\$93,617	\$95,957	\$102,979
37	\$473.1902	\$92,272	\$94,638	\$97,004	\$104,102
38	\$478.2857	\$93,266	\$95,657	\$98,049	\$105,223
39	\$483.2340	\$94,231	\$96,647	\$99,063	\$106,311
40	\$486.0601	\$94,782	\$97,212	\$99,642	\$106,933

*This new hire schedule is for the 2026-2027 school year only. No salary increases are granted automatically each year. Neither past nor future salaries can be calculated, assumed, or predicated on the basis of this schedule.

*To obtain salaries for 41 or more years, please contact Human Resources.

*Salary is based on a 195, 200, 205, or 220 calendar.

*Base pay does not include any stipends or other salary supplements.

*Salary is based on the pay approved by the Board of Trustees.

Irving ISD
2026-2027 Compensation Schedule
New Hire School Counselors (Doctorate Degree)

Years of Experience	Daily Rate	195-Days Annual Salary	200-Days Annual Salary	205-Days Annual Salary	220-Days Annual Salary
0	\$348.8832	\$68,032	\$69,777	\$71,521	\$76,754
1	\$350.8689	\$68,419	\$70,174	\$71,928	\$77,191
2	\$351.7409	\$68,589	\$70,348	\$72,107	\$77,383
3	\$356.3635	\$69,491	\$71,273	\$73,055	\$78,400
4	\$362.4885	\$70,685	\$72,498	\$74,310	\$79,747
5	\$368.6555	\$71,888	\$73,731	\$75,574	\$81,104
6	\$378.2475	\$73,758	\$75,650	\$77,541	\$83,214
7	\$382.7756	\$74,641	\$76,555	\$78,469	\$84,211
8	\$385.7698	\$75,225	\$77,154	\$79,083	\$84,869
9	\$388.9006	\$75,836	\$77,780	\$79,725	\$85,558
10	\$390.5711	\$76,161	\$78,114	\$80,067	\$85,926
11	\$392.0209	\$76,444	\$78,404	\$80,364	\$86,245
12	\$393.1240	\$76,659	\$78,625	\$80,590	\$86,487
13	\$394.1956	\$76,868	\$78,839	\$80,810	\$86,723
14	\$395.2462	\$77,073	\$79,049	\$81,025	\$86,954
15	\$396.4439	\$77,307	\$79,289	\$81,271	\$87,218
16	\$399.7953	\$77,960	\$79,959	\$81,958	\$87,955
17	\$402.1066	\$78,411	\$80,421	\$82,432	\$88,463
18	\$404.9328	\$78,962	\$80,987	\$83,011	\$89,085
19	\$408.1161	\$79,583	\$81,623	\$83,664	\$89,786
20	\$410.4484	\$80,037	\$82,090	\$84,142	\$90,299
21	\$413.8103	\$80,693	\$82,762	\$84,831	\$91,038
22	\$416.1111	\$81,142	\$83,222	\$85,303	\$91,544
23	\$418.1388	\$81,537	\$83,628	\$85,718	\$91,991
24	\$421.5743	\$82,207	\$84,315	\$86,423	\$92,746
25	\$424.9257	\$82,861	\$84,985	\$87,110	\$93,484
26	\$428.1195	\$83,483	\$85,624	\$87,764	\$94,186
27	\$431.6915	\$84,180	\$86,338	\$88,497	\$94,972
28	\$438.3313	\$85,475	\$87,666	\$89,858	\$96,433
29	\$445.7696	\$86,925	\$89,154	\$91,383	\$98,069
30	\$450.9490	\$87,935	\$90,190	\$92,445	\$99,209
31	\$454.6892	\$88,664	\$90,938	\$93,211	\$100,032
32	\$459.1752	\$89,539	\$91,835	\$94,131	\$101,019
33	\$463.8819	\$90,457	\$92,776	\$95,096	\$102,054
34	\$469.1034	\$91,475	\$93,821	\$96,166	\$103,203
35	\$474.6401	\$92,555	\$94,928	\$97,301	\$104,421
36	\$478.9685	\$93,399	\$95,794	\$98,189	\$105,373
37	\$484.0745	\$94,395	\$96,815	\$99,235	\$106,496
38	\$489.1594	\$95,386	\$97,832	\$100,278	\$107,615
39	\$494.1182	\$96,353	\$98,824	\$101,294	\$108,706
40	\$496.9443	\$96,904	\$99,389	\$101,874	\$109,328

*This new hire schedule is for the 2026-2027 school year only. No salary increases are granted automatically each year. Neither past nor future salaries can be calculated, assumed, or predicated on the basis of this schedule.

*To obtain salaries for 41 or more years, please contact Human Resources.

*Salary is based on a 195, 200, 205 or, 220 calendar.

*Base pay does not include any stipends or other salary supplements.

*Salary is based on the pay approved by the Board of Trustees.

Administrative/Professional Pay Bands

*These hiring pay bands are for the 2026-2027 school year only. No salary increases are granted automatically each year. Neither past nor future salaries can be calculated, assumed, or predicated on the basis of these pay bands.

*Must have worked at least 90 days in the position to receive a salary increase.

*As eligible principals transition to the Principal Measures of Effectiveness (PME) compensation system, compensation for the 2026–2027 school year may increase based on effectiveness levels and the corresponding compensation bands outlined in the PME Guidebook. Principals covered under the 2026–2027 hold harmless provision will receive no less than their 2025–2026 annual salary.

Pay Grade	Job Title	Work Days	Hiring Salary Range			
			Minimum	Midpoint	Maximum	
1			Daily	\$233.2035	\$284.3937	\$335.5840
	ACCOUNTS PAYABLE SUPERVISOR	230	200 Days	\$46,640	\$56,878	\$67,116
	AEL ASSESSMENT SPECIALIST	220	220 Days	\$51,304	\$62,566	\$73,828
	ARMED SCHOOL SECURITY SPECIALIST (UNIFORM)	261	230 Days	\$53,636	\$65,410	\$77,184
	AUDITORIUM MANAGER	200	261 Days	\$60,866	\$74,226	\$87,587
	FEDERAL FUNDS MONITORING & COMPLIANCE SPECIALIST	230				
	FOOD SERVICE SUPERVISOR	230				
	HIEPE/HIPPY SPECIALIST	200				
	INSTRUCTIONAL MATERIAL MANAGER	230				
	PROJECT PASS CASE MANAGER	220				
	SHARS SPECIALIST	230				
	TRAINER - REGULATORY & COMPLIANCE	261				
	TRAINER - TRANSPORTATION	230				
	TRANSPORTATION ROUTING SPECIALIST (REGULAR)	230				
	TRANSPORTATION ROUTING SPECIALIST (SPED)	230				

Pay Grade	Job Title	Work Days	Hiring Salary Range			
			Minimum	Midpoint	Maximum	
2			Daily	\$274.5098	\$334.7667	\$395.0131
	ACCOUNTANT	230	187 Days	\$51,333	\$62,601	\$73,867
	BENEFITS & BILLING SPECIALIST	230	200 Days	\$54,901	\$66,953	\$79,002
	COMMUNICATIONS & STRATEGIC INITIATIVES COORDINATOR	230	230 Days	\$63,137	\$76,996	\$90,853
	COORDINATOR - BLUE ZONES WORKSITE	230	261 Days	\$71,647	\$87,374	\$103,098
	COORDINATOR - EMERGENCY MANAGEMENT	261				
	COORDINATOR - GRAPHICS & WEB	230				
	CURRICULUM TRANSLATOR	230				
	CUSTODIAL SERVICES AND FACILITIES RENTAL MANAGER	261				
	DIETITIAN & MENU PLANNER	230				
	ENERGY MANAGER	261				
	GROUNDS - ENVIRONMENTAL QUALITY MANAGER	261				
	HANDLE WITH CARE IMPLEMENTATION SPECIALIST	200				
	INVESTIGATION OFFICER	230				
	MANAGER - SECURITY SYSTEMS	261				
	MANAGER - TRANSPORTATION PAYROLL	230				
	MANAGER - WAREHOUSE	261				
	OCCUPATIONAL THERAPIST ASSISTANT	187				
	OPERATIONS MANAGER - TRANSPORTATION	261				
	PAYROLL ANALYST	230				
	PROJECT MANAGER - ISF	230				
	SOCIAL WORKER - PROJECT PASS	187				
	SPEECH LANGUAGE PATHOLOGIST ASSISTANT	187				
	SUPERVISOR - TECHNOLOGY FOOD SERVICE	230				
	TECHNICAL OPERATIONS SPECIALIST	230				
	TRANSPORTATION SAFETY SPECIALIST	261				

Pay Grade	Job Title	Work Days	Hiring Salary Range			
			Minimum	Midpoint	Maximum	
3A	Non-Administrative		Daily	\$317.7406	\$378.2721	\$438.8037
	ACCOUNTING SUPERVISOR	230	187 Days	\$59,417	\$70,736	\$82,056
	ASSISTIVE TECHNOLOGY SPECIALIST	198	198 Days	\$62,912	\$74,897	\$86,883
	BEHAVIOR SPECIALIST	198	200 Days	\$63,548	\$75,654	\$87,760
	COORDINATOR - COMMUNICATIONS	230	220 Days	\$69,902	\$83,219	\$96,536
	COORDINATOR - COMMUNICATION AND STRATEGIC INITIATIVES	230	230 Days	\$73,080	\$87,002	\$100,924
	COORDINATOR - DATA GOVERNANCE	230	261 Days	\$82,930	\$98,729	\$114,527
	COORDINATOR - EQUIPMENT & WAREHOUSE OPERATIONS (FNS)	261				
	COORDINATOR - HIPPIY & ECE	230				
	COORDINATOR - MARKETING & DIGITAL MEDIA	230				
	DISTRICT TRANSLATOR & INTERPRETER	230				
	COORDINATOR - P-TECH WORKPLACE	220				
	COORDINATOR - PURCHASING, NUTRITION AND MENU OPS	230				
	LICENSED CHEMICAL DEPENDENCY COUNSELOR	200				
	OCCUPATIONAL THERAPIST	187				
	PROGRAM EVALUATION SPECIALIST	230				
	SPED - TRANSITION SPECIALIST	198				
	STAFF AUDITOR	230				
	STUDENT ADVOCATE COUNSELOR	200				
	TEACHER – ADAPTIVE PE	187				
	TEACHER – HOMEBOUND	187				
	TEACHER – LIFE TRANSITION	187				
	TEACHER – VISUALLY IMPAIRED	187				

Pay Grade	Job Title	Work Days	Hiring Salary Range			
			Minimum	Midpoint	Maximum	
3B	Administrative		Daily	\$317.7406	\$378.2721	\$438.8037
	ASSISTANT DIRECTOR OF FOOD SERVICES	230	210 Days	\$66,725	\$79,437	\$92,148
	ASSISTANT DIRECTOR OF PAYROLL	230	220 Days	\$69,902	\$83,219	\$96,536
	ASSISTANT PRINCIPAL - ES	210	230 Days	\$73,080	\$87,002	\$100,924
	CAMPUS OPERATIONS ADMINISTRATOR	220				
	DIRECTOR - TAX OFFICE OPERATIONS	230				

Pay Grade	Job Title	Work Days	Hiring Salary Range			
			Minimum	Midpoint	Maximum	
4A	Non-Administrative		Daily	\$342.3715	\$407.5398	\$472.7398
	COORDINATOR - CTE	220	187 Days	\$64,023	\$76,209	\$88,402
	COORDINATOR - DIGITAL LEARNING	230	192 Days	\$65,735	\$78,247	\$90,766
	COORDINATOR - EMPLOYEE WELLNESS & SUPPORT SERVICES	230	198 Days	\$67,789	\$80,692	\$93,602
	COORDINATOR - EVALUATION & RESEARCH	230	220 Days	\$75,321	\$89,658	\$104,002
	COORDINATOR - GIFTED AND ADVANCED ACADEMICS	220	225 Days	\$77,033	\$91,696	\$106,366
	COORDINATOR - GUIDANCE & COUNSELING	220	230 Days	\$78,745	\$93,734	\$108,730
	COORDINATOR - HOMELESS ED	220	261 Days	\$89,358	\$106,367	\$123,385
	COORDINATOR - HUMAN RESOURCES	230				
	COORDINATOR - INSTRUCTIONAL	220				
	COORDINATOR - INTERVENTION SERVICES	220				
	COORDINATOR – MEDIA & VIDEO PRODUCTION	230				
	COORDINATOR - LIBRARY SERVICES PK-12	230				
	COORDINATOR - PHYSICAL EDUCATION	220				
	COORDINATOR - PROFESSIONAL LEARNING	230				
	COORDINATOR - K-12 LEADERSHIP COACH	230				
	COORDINATOR - SPORTS MEDICINE	230				
	COORDINATOR - STUDENT ASSESSMENTS	230				
	BOARD CERTIFIED BEHAVIOR ANALYST	198				
	DIAGNOSTICIAN	198				

Pay Grade	Job Title	Work Days	Hiring Salary Range			
			Minimum	Midpoint	Maximum	
4A	Non-Administrative	Daily	\$342.3715	\$407.5398	\$472.7398	
	DISTRICT DUAL LANG INSTRUCTIONAL LEAD	220	187 Days	\$64,023	\$76,209	\$88,402
	DISTRICT BILINGUAL PROGRAM INSTRUCTIONAL LEAD	220	192 Days	\$65,735	\$78,247	\$90,766
	ORIENTATION & MOBILITY SPECIALIST	187	198 Days	\$67,789	\$80,692	\$93,602
	LANGUAGE SERVICE COMPLIANCE LEAD	225	220 Days	\$75,321	\$89,658	\$104,002
	LICENSED SPECIALIST SCHOOL PYSCHOLOGIST(LSSP)	198	225 Days	\$77,033	\$91,696	\$106,366
	ORIENTATION & MOBILITY SPECIALIST	187	230 Days	\$78,745	\$93,734	\$108,730
	WELLBEING & FITNESS COORDINATOR	230	261 Days	\$89,358	\$106,367	\$123,385
	PHYSICAL THERAPIST	187				
	SENIOR LEAD – EL PROGRAMS	220				
	SPEECH LANGUAGE PATHOLOGIST	192				
	SPED – SUPERVISOR SCHOOL FOR THE DEAF	220				
	PROJECT MANAGER – BOND PROGRAM	261				
	PROJECT MANAGER - CONSTRUCTION	261				
	TECHNOLOGY – PROGRAM MANAGER	230				

Pay Grade	Job Title	Work Days	Hiring Salary Range			
			Minimum	Midpoint	Maximum	
4B	Administrative	Daily	\$342.3715	\$407.5398	\$472.7398	
	ASSISTANT DIRECTOR OF PURCHASING	230	215 Days	\$73,609	\$87,621	\$101,639
	ASSISTANT ADMINISTRATOR OF ALT. CAMPUS	215	220 Days	\$75,321	\$89,658	\$104,002
	ASSISTANT PRINCIPAL – MIDDLE SCHOOL	215	230 Days	\$78,745	\$93,734	\$108,730
	BABY U ADMINISTRATOR	220				

Pay Grade	Job Title	Work Days	Hiring Salary Range			
			Minimum	Midpoint	Maximum	
5	Administrative	Daily	\$366.1257	\$435.8674	\$505.6198	
	ASSISTANT DIRECTOR – TRANSPORTATION	261	215 Days	\$78,717	\$93,711	\$108,708
	ASSISTANT DIRECTOR OF PROFESSIONAL LEARNING	230	220 Days	\$80,547	\$90,890	\$111,236
	ASSISTANT PRINCIPAL - HS	215	230 Days	\$84,208	\$100,249	\$116,292
	ASSISTANT PRINCIPAL - SINGLEY ACADEMY	215	261 Days	\$95,559	\$113,761	\$131,967
	ASSOCIATE PRINCIPAL - HS	220				
	PROCUREMENT MANAGER - BOND PROGRAM	230				
	PUBLIC INFORMATION & RECORDS MANAGEMENT OFFICER	230				
	SCHOOL NURSE SPECIALIST	230				

Pay Grade	Job Title	Work Days	Hiring Salary Range			
			Minimum	Midpoint	Maximum	
6		Daily	\$395.4145	\$470.7436	\$546.0727	
	DIRECTOR - AT-RISK & RESPONSIVE SERVICES	230	220 Days	\$86,991	\$103,563	\$120,135
	DIRECTOR - CLINIC & HEALTH	230	230 Days	\$90,945	\$108,271	\$125,596
	DIRECTOR - MARKETING	230				
	DIRECTOR - PURCHASING & INVENTORY	230				
	DIRECTOR - SCIENCE DISCOVERY EDUCATION	230				
	HIPPY/HIEPE STRATEGIST	230				
	PRINCIPAL - EC	220				
	PRINCIPAL - ES	220				
	TITLE I PARENT & COMMUNITY ENGAGEMENT STRATEGIST	230				
	AEL PROGRAM STRATEGIST	230				

Pay Grade	Job Title	Work Days	Hiring Salary Range			
			Minimum	Midpoint	Maximum	
7		Daily	\$427.0481	\$508.3870	\$589.7366	
	ATHLETIC COORDINATOR/HEAD FOOTBALL COACH	230	220 Days	\$93,950	\$111,845	\$129,742
	DIRECTOR - CAREER & TECHNICAL EDUCATION	230	230 Days	\$98,221	\$116,929	\$135,690
	DIRECTOR – CURRICULUM & INSTRUCTION	230				
	DIRECTOR – DATA GOVERNANCE	230				
	DIRECTOR – DIGITAL LEARNING	230				

Pay Grade	Job Title	Work Days	Hiring Salary Range			
			Minimum	Midpoint	Maximum	
7	Administrative (Cont'd)	Daily	\$427.0481	\$508.3870	\$589.7366	
	DIRECTOR - EARLY CHILDHOOD EDUCATION	230	220 Days	\$93,950	\$111,845	\$129,742
	DIRECTOR - ENTERPRISE CONTENT MANAGEMENT	230	230 Days	\$98,221	\$116,929	\$135,690
	DIRECTOR - ESL & LANGUAG SERVICES	230				
	DIRECTOR - GUIDANCE, COUNS & COLLEGE READINESS	230				
	DIRECTOR - INFO SYSTEM & SERVER MANAGEMENT	230				
	DIRECTOR - NETWORKING & CYBERSECURITY	230				
	DIRECTOR - PLANNING, EVAL, & RESEARCH	230				
	DIRECTOR - PROFESSIONAL LEARNING	230				
	DIRECTOR - SCHOOL SAFETY & SECURITY	230				
	DIRECTOR - STUDENT ASSESSMENT	230				
	DIRECTOR - TECH SERVICES & CUSTOMER INITIATIVES	230				
	DIRECTOR - TRANSPORTATION	230				
	ADMINISTRATOR OF ALTERNATIVE EDUCATION	220				
	PRINCIPAL – MS	220				

Pay Grade	Job Title	Work Days	Hiring Salary Range			
			Minimum	Midpoint	Maximum	
8		Daily	\$461.2060	\$549.0724	\$636.9070	
	ATHLETIC DIRECTOR/STADIUM COORDINATOR	230	220 Days	\$101,465	\$120,795	\$140,119
	DIRECTOR - BENEFITS & RISK MANAGEMENT	230	230 Days	\$106,077	\$126,286	\$146,488
	DIRECTOR - BUSINESS OPERATIONS	230				
	DIRECTOR - COMPENSATION, HRIS OPER. & STRAT. STAFFING	230				
	DIRECTOR - HUMAN RESOURCES	230				
	DIRECTOR - PAYROLL	230				
	DIRECTOR - SPECIAL EDUCATION	230				
	DIRECTOR - STEM & INNOVATION	230				
	DIRECTOR - VISUAL & ELEMENTARY ARTS	230				
	PRINCIPAL - SINGLEY ACADEMY	220				

Pay Grade	Job Title	Work Days	Hiring Salary Range			
			Minimum	Midpoint	Maximum	
9		Daily	\$498.1206	\$592.9791	\$687.8588	
	ASST. LEGAL COUNSEL	230	220 Days	\$109,586	\$130,455	\$151,328
	EXEC DIRECTOR - ADULT LEARNING, EMP WELLNESS & STUD ENG	230	230 Days	\$114,567	\$136,385	\$158,207
	EXEC DIRECTOR - ADULT LEARNING, EMP WELLNESS & STUD ENG	230				
	EXEC DIRECTOR - ATHLETICS	230				
	EXEC DIRECTOR - CAMPUS OPS & ATTENDANCE PK-12	230				
	EXEC DIRECTOR - COMMUNICATIONS & MARKETING	230				
	EXEC DIRECTOR - CURRICULUM & INSTRUCTION	230				
	EXEC DIRECTOR - EMPLOYEE SERVICES & HR SYSTEMS	230				
	EXEC DIRECTOR - FINE ARTS	230				
	EXEC DIRECTOR - INTERVENTION SERVICES	230				
	EXEC DIRECTOR - PK-8 SCHOOLS	230				
	EXEC DIRECTOR - STUD NUTR & EXTENDED SCHOOL PROGRAM	230				
	EXEC DIRECTOR - TAX COMPLIANCE	230				
	PRINCIPAL - HS	220				
	SENIOR PROJECT MANAGER - BOND PROGRAM	230				

Pay Grade	Job Title	Work Days	Hiring Salary Range			
			Minimum	Midpoint	Maximum	
10			Daily	\$697.7273	\$811.3140	\$924.9108
	CHIEF OF ADMINISTRATIVE SERVICES	230	230 Days	\$160,477	\$186,602	\$212,729
	CHIEF FINANCIAL OFFICER	230				
	CHIEF OF MARKETING, COMMUNICATIONS & STRATEGIC INIT	230				
	CHIEF OF STAFF	230				
	CHIEF OF TECHNOLOGY & INNOVATION	230				
	DISTRICT GENERAL COUNSEL	230				

Pay Grade	Job Title	Work Days	Hiring Salary Range			
			Minimum	Midpoint	Maximum	
11			Daily	\$736.1090	\$860.2034	\$984.3183
	DEPUTY SUPERINTENDENT	230	230 Days	\$169,305	\$197,846	\$226,393

Paraprofessional Pay Bands

*These hiring pay bands are for the 2026-2027 school year only. No salary increases are granted automatically each year. Neither past nor future salaries can be calculated, assumed, or predicated on the basis of these pay bands.

*Must have worked at least 90 days in the position to receive a salary increase.

Pay Grade	Job Title	Work Days	Hiring Salary Range			
			Minimum	Midpoint	Maximum	
030			Daily	\$110.7016	\$138.4416	\$166.1816
	AIDE - BABY U	193	Hourly	\$13.8377	\$17.3052	\$20.7727
	AIDE - HEAD START/PRE K/TUITION-BASED	187	176 Days	\$19,483	\$24,365	\$29,247
	AIDE - IN-SCHOOL SUSPENSION	187	187 Days	\$20,701	\$25,888	\$31,075
	AIDE - SPED (3C PROGRAM)	187	193 Days	\$21,365	\$26,719	\$32,073
	AIDE - SPED (RESOURCE/INCLUSION)	187	220 Days	\$3,044	\$3,807	\$4,569
	AIDE - SPED JOB COACH	187	230 Days	\$3,182	\$3,980	\$4,777
	AIDE - SPED SPEECH THERAPY COMM	187				
	CLERK - GIFTED AND TALENTED	220				
	CLERK - LIBRARY	187				
	CLERK I - INSTRUCT MATERIALS WAREHOUSE	230				
	HIEPE HOME INSTRUCTOR	176				
	HIPPY HOME INSTRUCTOR	176				
	INSTRUCTIONAL AIDE - BILINGUAL/ESL	187				
	NON-INSTRUCTIONAL AIDE - GENERAL	187				

Pay Grade	Job Title	Work Days	Hiring Salary Range			
			Minimum	Midpoint	Maximum	
035			Daily	\$120.6088	\$149.7272	\$178.8456
	CLERK - HOMELESS INTAKE	200	Hourly	\$15.0761	\$18.7159	\$22.3557
	CLERK - LIBRARY PROCESSING	230	187 Days	\$22,553	\$27,998	\$33,444
	CLERK - RECORDS (EC)	195	192 Days	\$23,156	\$28,747	\$34,338
	CLERK - SPED	187	193 Days	\$23,277	\$28,897	\$34,517
	CLERK II - ACQUISITION/CIRCULATION	230	195 Days	\$2,939	\$3,649	\$4,359
	PARENT LIAISON	187	198 Days	\$2,985	\$3,705	\$4,426
	RECEPTIONIST - LANGUAGE TESTING CENTER	220	200 Days	\$3,015	\$3,743	\$4,471
	RECEPTIONIST - MAHI	230	220 Days	\$3,316	\$4,117	\$4,918
	RECEPTIONIST - ADMIN BUILDING	230	225 Days	\$3,392	\$4,211	\$5,030
	AIDE - BABY U LEAD CAREGIVER	193	230 Days	\$3,467	\$4,304	\$5,141
	AIDE - SPED (LIFE/ACTIVE LEARNING)	187				
	AIDE - SPED (ONE-ON-ONE/BLENDED/ECSE)	187				
	AIDE - SPED (PASS)	192				

Pay Grade	Job Title	Work Days	Hiring Salary Range			
			Minimum	Midpoint	Maximum	
040			Daily	\$125.1744	\$160.4096	\$195.4728
	CLERK - AEL DATA & ATTENDANCE	213	Hourly	\$15.6468	\$20.0512	\$24.4341
	CLERK - ATTENDANCE (BCCPC)	193	188 Days	\$23,532	\$30,157	\$36,748
	CLERK - ATTENDANCE (EC)	195	193 Days	\$24,158	\$30,959	\$37,726
	CLERK - ATTENDANCE (ES/MS/SRC)	198	195 Days	\$24,409	\$31,279	\$38,117
	CLERK - ATTENDANCE (HS)	188	198 Days	\$24,784	\$31,761	\$38,703
	CLERK - COUNSELOR (HS)	193	200 Days	\$25,034	\$32,081	\$39,094
	CLERK - DATA PROCESSING/COUNSELOR (MS)	213	210 Days	\$26,286	\$33,686	\$41,049
	FACILITATOR - ATTENDANCE/DATA	215	213 Days	\$26,662	\$34,167	\$41,635
	FACILITATOR - RECORDS (ES)	195	215 Days	\$26,912	\$34,488	\$42,026
	HIPPY TESTING FACILITATOR & DATA ANALYST	210	230 Days	\$28,790	\$36,894	\$44,958
	HS - ATTENDANCE CLERK (SRC)	195				
	SECRETARY - ACADEMY DIVISION	200				
	SECRETARY - AEL PROGRAM	230				
	SECRETARY - ASSISTANT PRINCIPAL	200				
	SECRETARY - COUNSELOR	200				
	SPED - SEMS & PEIMS CLERK	230				

Pay Grade	Job Title	Work Days	Hiring Salary Range			
			Minimum	Midpoint	Maximum	
050			Daily	\$135.2544	\$172.9872	\$210.7208
			Hourly	\$16.9068	\$21.6234	\$26.3401
	AQUATICS TEAM (LEAD)	220				
	ASSISTANT- BABY U SECRETARY	210	187 Days	\$25,292	\$32,348	\$39,404
	ATTENDANCE OFFICER	215	193 Days	\$26,104	\$33,386	\$40,669
	CAMPUS SECRETARY - EC	210	210 Days	\$28,403	\$36,327	\$44,251
	CASHIER	193	213 Days	\$28,809	\$36,846	\$44,883
	CLERK - ATHLETIC OFFICE	230	215 Days	\$29,079	\$37,192	\$45,304
	CLERK - ATTENDANCE (LEAD)	193	220 Days	\$29,755	\$38,057	\$46,358
	CLERK - AUTOMATION	230	225 Days	\$30,432	\$38,922	\$47,412
	CLERK - DATA GOVERNANCE (DISTRICT FLOATER)	230	230 Days	\$31,108	\$39,787	\$48,465
	CLERK - DATA PROCESSING (HS)	220				
	CLERK - DATA PROCESSOR/COUNSELOR (BCCP)	225				
	COLLEGIATE DATA & ATTENDANCE CLERK	225				
	DEAF ED COMMUNICATION FACILITATOR	187				
	FACILITATOR - ATTENDANCE/DATA (LEAD)	215				
	PIANO ACCOMPANIST	187				
	REGISTRAR - HS	220				
	SPED - RECORDS MANAGER	213				
	SPED CLERK - ACCT/TRANSPORTATION	220				
	TESTING FACILITATOR - BILINGUAL/ESL	210				

Pay Grade	Job Title	Work Days	Hiring Salary Range			
			Minimum	Midpoint	Maximum	
060			Daily	\$146.5400	\$187.0296	\$227.6920
			Hourly	\$18.3175	\$23.3787	\$28.4615
	ASSISTANT - GENERAL (HR)	230				
	ASSISTANT - STAFFING (HR)	230	187 Days	\$27,402	\$34,974	\$42,578
	CAMPUS SECRETARY - ES	210	193 Days	\$28,282	\$36,096	\$43,944
	CAMPUS SECRETARY - MS/HS/COLL ACAD	220	210 Days	\$30,773	\$39,276	\$47,815
	CAMPUS SECRETARY - SRC	210	220 Days	\$32,238	\$41,146	\$50,092
	CLERK - ACCOUNTING	230	230 Days	\$33,704	\$43,016	\$52,369
	CLERK - ACCOUNTS PAYABLE	230				
	CLERK - CTE	230				
	CLERK - FOOD & NUTRITION SERVICES	210				
	CLERK - PAYROLL	230				
	CLERK - TAX OFFICE	230				
	CLINIC ASSISTANT	187				
	OFFICE MANAGER - FNS MEAL APPLICATION	187				
	SERVICE DESK ADVISOR	230				
	SECRETARY - DEAF EDUCATION	210				
	SECRETARY - DIGITAL LEARNING	230				
	SECRETARY - NUTRITION SERVICES	230				
	SECRETARY - PURCHASING	230				
	SECRETARY - SECURITY & OPERATIONS	230				
	SECRETARY - SPECIAL EDUCATION	230				

Pay Grade	Job Title	Work Days	Hiring Salary Range			
			Minimum	Midpoint	Maximum	
065			Daily	\$161.1848	\$205.3800	\$249.5744
	ASSISTANT - BENEFITS & LEAVES	230	Hourly	\$20.1481	\$25.6725	\$31.1968
	ASSISTANT - STATE AND FEDERAL PROGRAMS	230	230 Days	\$37,072	\$47,237	\$57,402
	CLERK - PAYROLL (LEAD)	230				
	DEPUTY TAX COLLECTOR	230				
	OFFICE MANAGER - HEALTH SERVICES	230				
	OFFICE MANAGER - CTE	230				
	OFFICE MANAGER - COUNSELING & AT RISK	230				
	OFFICE MANAGER - DIGITAL LEARN/LRN SRVCS	230				
	OFFICE MANAGER - DOCUMENT SERVICES	230				
	OFFICE MANAGER- MAHI	230				
	OFFICE MANAGER - PROFESSIONAL LEARNING	230				
	OFFICE MANAGER - TECHNICAL SERVICES	230				
	OFFICE MANAGER - TRANSPORTATION	230				
	SCHEDULING ADVISOR	230				
	SPECIALIST - ACCOUNTING	230				
	SPECIALIST - GUEST EDUCATORS	230				
SPECIALIST - RISK MANAGEMENT	230					

Pay Grade	Job Title	Work Days	Hiring Salary Range			
			Minimum	Midpoint	Maximum	
070			Daily	\$185.5656	\$236.3936	\$287.1352
	ADMINISTRATIVE ASSISTANT 1- EXECUTIVE DIRECTORS	230	Hourly	\$23.1957	\$29.5492	\$35.8919
	ADMINISTRATIVE ASSISTANT 1- LEGAL COUNSEL	230	187 Days	\$37,400	\$44,205	\$53,694
			230 Days	\$42,680	\$54,370	\$66,041

Pay Grade	Job Title	Work Days	Hiring Salary Range			
			Minimum	Midpoint	Maximum	
075			Daily	\$212.1856	\$ 262.9272	\$312.7216
	ADMINISTRATIVE ASSISTANT II - CHIEFS	230	Hourly	\$26.5232	\$32.8659	\$39.0902
	BOND PROGRAM ADMIN ASST	230	187 Days	\$39,678	\$49,167	\$58,478
	DEAF ED INTERPRETER	187	230 Days	\$48,802	\$60,473	\$71,925
	PURCHASING BUYER	230				

Pay Grade	Job Title	Work Days	Hiring Salary Range			
			Minimum	Midpoint	Maximum	
080			Daily	\$241.7488	\$308.6480	\$355.5768
	CLERK - FIELD TRIP (TRANSPORTATION)	230	Hourly	\$30.2186	\$38.5810	\$44.4471
	SPECIAL ASSISTANT - DEPUTY SUPERINTENDENT	230	230 Days	\$55,602	\$70,989	\$81,782

Pay Grade	Job Title	Work Days	Hiring Salary Range			
			Minimum	Midpoint	Maximum	
085			Daily	\$284.3768	\$351.2688	\$418.3304
	EXEC ASSISTANT- SUPERINTENDENT & BOARD	230	Hourly	\$35.5471	\$43.9086	\$52.2913
			230 Days	\$65,406	\$80,791	\$96,215

Technology Services Pay Bands

*These hiring pay bands are for the 2026-2027 school year only. No salary increases are granted automatically each year. Neither past nor future salaries can be calculated, assumed, or predicated on the basis of these pay bands.

*Must have worked at least 90 days in the position to receive a salary increase.

Pay Grade	Job Title	Work Days	Hiring Salary Range			
			Minimum	Midpoint	Maximum	
1	Non-Exempt		Daily	\$168.9944	\$211.2656	\$253.6240
	CAMPUS TECHNICIAN - EC/ES/MS	192	Hourly	\$21.1243	\$26.4082	\$31.7030
	CAMPUS TECHNICIAN - HS	230	192 Days	\$32,446	\$40,562	\$48,695
	SERVICE DESK ANALYST I	230	230 Days	\$38,868	\$48,591	\$58,333

Pay Grade	Job Title	Work Days	Hiring Salary Range			
			Minimum	Midpoint	Maximum	
2	Non-Exempt		Daily	\$234.0264	\$285.3488	\$336.7592
	CAMPUS TECHNICIAN - DISTRICT	230	Hourly	\$29.2533	\$35.6686	\$42.0949
	SERVICE DESK ANALYST II	230	230 Days	\$53,826	\$65,630	\$77,454

Pay Grade	Job Title	Work Days	Hiring Salary Range			
			Minimum	Midpoint	Maximum	
3	Non-Exempt		Daily	\$261.0576	\$310.7456	\$360.6080
	CYBERSECURITY ADMIN (NON-DEGREED)	230	Hourly	\$32.6322	\$38.8432	\$45.0760
	NETWORK TECHNICIAN I	230	230 Days	\$60,043	\$71,471	\$82,939
	TELECOMMUNICATIONS TECHNICIAN II	230				

Pay Grade	Job Title	Work Days	Hiring Salary Range			
			Minimum	Midpoint	Maximum	
4	Exempt		Daily	\$285.2726	\$339.5936	\$393.9358
	CYBERSECURITY ADMIN (DEGREED)	230	230 Days	\$65,612	\$78,106	\$90,605
	CYBERSECURITY ANALYST (NON-DEGREED)	230				
	NETWORK TECHNICIAN II	230				

Pay Grade	Job Title	Work Days	Hiring Salary Range			
			Minimum	Midpoint	Maximum	
5	Exempt		Daily	\$308.0762	\$366.7700	\$425.4426
	APPLICATION SERVER ADMINISTRATOR	230	230 Days	\$70,857	\$84,357	\$97,851
	BUSINESS APPLICATION ANALYST	230				
	CYBERSECURITY ANALYST (DEGREED)	230				
	NETWORK ADMIN	230				
	PROGRAMMER ANALYST - MUNIS	230				
	REPORT WRITER	230				
	SR BUSINESS APPLICATION ANALYST	230				
	SR NETWORK SECURITY ENGINEER	230				
	SYSTEM INTEGRATION SPECIALIST	230				

Facility Services Pay Bands

*These hiring pay bands are for the 2026-2027 school year only. No salary increases are granted automatically each year. Neither past nor future salaries can be calculated, assumed, or predicated on the basis of these pay bands.

*Must have worked at least 90 days in the position to receive a salary increase.

Pay Grade	Job Title	Work Days	Hiring Salary Range			
			Minimum	Midpoint	Maximum	
1			Hourly	\$13.0491	\$16.0514	\$19.0432
	CUSTODIAN	261	261 Days	\$27,246	\$33,515	\$39,762
	GROUND'S PERSON	261				
	PREVENTIVE MAINTENANCE HELPER	261				
	UTILITY HELPER	261				

Pay Grade	Job Title	Work Days	Hiring Salary Range			
			Minimum	Midpoint	Maximum	
2			Hourly	\$14.2585	\$17.5579	\$20.8467
	BUILDING MANAGER - SMALL CAMPUS	261	261 Days	\$29,771	\$36,660	\$43,527
	MECHANIC ASSISTANT	261				
	NIGHT LEAD CUSTODIAN - ES	261				
	NIGHT LEAD CUSTODIAN - SMALL CAMPUS	261				

Pay Grade	Job Title	Work Days	Hiring Salary Range			
			Minimum	Midpoint	Maximum	
3			Hourly	\$15.1815	\$18.6931	\$22.2152
	BUILDING MANAGER - ES	261	261 Days	\$31,698	\$39,031	\$46,385
	DELIVERY DRIVER	261				
	GROUND'S/UTILITY LEAD	261				
	MAINTENANCE CLERK/RECEPTIONIST	261				
	NIGHT LEAD CUSTODIAN - MS	261				
	PREVENTIVE MAINTENANCE TEC	261				
	PRODUCTION SPECIALIST	261				
	WAREHOUSE PERSON - FOOD AND NUTRITION SERVICES	261				
	WAREHOUSE/RECORDS PERSON	261				

Pay Grade	Job Title	Work Days	Hiring Salary Range			
			Minimum	Midpoint	Maximum	
4			Hourly	16.1681	19.9237	23.7111
	APPLIANCE TECHNICIAN	261	261 Days	\$33,758	\$41,600	\$49,508
	BUILDING MANAGER - MS	261				
	DELIVERY LEAD	261				
	EMERGENCY RESPONSE TECHNICIAN	261				
	MECHANIC - SMALL ENGINE	261				
	NIGHT LEAD CUSTODIAN - HS	261				
	PARTS/INVENTORY CLERK	261				
	PREVENTIVE MAINTENANCE LEAD	261				
	SECURITY DISPATCHER	261				
	STOCK HANDLER	261				
	WAREHOUSE CLERK	261				
	WAREHOUSE CLERK - FOOD AND NUTRITION	261				

Pay Grade	Job Title	Work Days	Hiring Salary Range			
			Minimum	Midpoint	Maximum	
5			Hourly	\$18.2793	\$22.5760	\$26.8514
	BUILDING MANAGER - HS	261	220 Days	\$32,171	\$39,733	\$47,258
	CAMPUS AUX OFFCR - ADMIN BLDG	261	261 Days	\$38,167	\$47,138	\$56,065
	CAMPUS AUXILIARY OFFICER	220				
	CARPENTER/ROOFER	261				
	DISPATCH LEAD	261				
	FENCE/WELDING TECHNICIAN	261				

Pay Grade	Job Title	Work Days	Hiring Salary Range		
			Minimum	Midpoint	Maximum
5		Hourly	\$18.2793	\$22.5760	\$26.8514

INTEGRATED PEST MANAGEMENT [IPM] TECH 261
IRRIGATION TECH 261
LOCKSMITH 261
PAINTER 261
SECURITY SYSTEMS TECHNICIAN 261

Pay Grade	Job Title	Work Days	Hiring Salary Range		
			Minimum	Midpoint	Maximum
6		Hourly	\$20.3268	\$25.1433	\$29.9492

CARPENTER LEAD 261
CLERK - CUSTODIAL SERVICES & FACILITY RENTAL 261
ELECTRONICS A/V TECHNICIAN 261
IRRIGATION CHEMICAL APPL LEAD 261
MECHANIC - VEHICLE 261
PAINTER LEAD 261
PRODUCTION LEAD 261

Pay Grade	Job Title	Work Days	Hiring Salary Range		
			Minimum	Midpoint	Maximum
7		Hourly	\$22.6290	\$28.0184	\$33.3971

COORDINATOR - CUSTODIAN 261
COORDINATOR - WAREHOUSE 261
ELECTRICIAN - JOURNEYMAN 261
ELECTRONICS AUDIO/VISUAL LEAD 261
HVAC TECHNICIAN I 261
PLUMBER - JOURNEYMAN 261

Pay Grade	Job Title	Work Days	Hiring Salary Range		
			Minimum	Midpoint	Maximum
8		Hourly	\$26.7241	\$33.1425	\$39.5185

ENERGY MANAGEMENT TECHNICIAN 261
HVAC TECHNICIAN II 261
REFRIGERATION TECHNICIAN - FOOD SERVICE 261

Pay Grade	Job Title	Work Days	Hiring Salary Range		
			Minimum	Midpoint	Maximum
9		Hourly	\$28.7292	\$35.6356	\$42.5315

ELECTRICIAN - MASTER 261
HVAC SECTION LEAD 261
OPERATIONS TRAINER 261
PLUMBER - MASTER 261

Pay Grade	Job Title	Work Days	Hiring Salary Range		
			Minimum	Midpoint	Maximum
10		Hourly	\$30.7237	\$38.1181	\$45.5126

ARMED SECURITY OFFICER 200
FOREMAN - GROUNDS & HEAVY EQUIPMENT 261
FOREMAN - STRUCTURAL 261
FOREMAN - UTILITIES 261

Nutrition Services Pay Bands

*These hiring pay bands are for the 2026-2027 school year only. No salary increases are granted automatically each year. Neither past nor future salaries can be calculated, assumed, or predicated on the basis of these pay bands.

*Must have worked at least 90 days in the position to receive a salary increase.

Pay Grade	Job Title	Work Days	Hiring Salary Range		
			Minimum	Midpoint	Maximum
1		Hourly	\$13.0491	\$16.0514	\$19.0432
	FOOD SERVICE ASSISTANT	182			
	FOOD SERVICE TECHNICIAN	182			

Pay Grade	Job Title	Work Days	Hiring Salary Range		
			Minimum	Midpoint	Maximum
2		Hourly	\$14.3009	\$17.0593	\$19.8388
	FOOD SERVICE CATERING TECHNICIAN	200			
	FOOD SERVICE MANAGER TRAINEE	187			

Pay Grade	Job Title	Work Days	Hiring Salary Range		
			Minimum	Midpoint	Maximum
3		Hourly	\$15.7225	\$18.7249	\$21.7591
	FOOD SERVICE CATERING MANAGER	210			
	FOOD SERVICE MANAGER - SMALL CAMPUS	187			

Pay Grade	Job Title	Work Days	Hiring Salary Range		
			Minimum	Midpoint	Maximum
4		Hourly	\$18.5764	\$20.9740	\$24.4537
	FOOD SERVICE ASSISTANT MANAGER	187			
	FOOD SERVICE MANAGER - ELEMENTARY	187			

Pay Grade	Job Title	Work Days	Hiring Salary Range		
			Minimum	Midpoint	Maximum
5		Hourly	\$19.7115	\$23.2655	\$26.7983
	FOOD SERVICE MANAGER - MIDDLE SCHOOL	187			

Pay Grade	Job Title	Work Days	Hiring Salary Range		
			Minimum	Midpoint	Maximum
6		Hourly	\$22.6927	\$26.7559	\$30.8191
	FOOD SERVICE MANAGER - HIGH SCHOOL	187			

Transportation Services Pay Bands

*These hiring pay bands are for the 2026-2027 school year only. No salary increases are granted automatically each year. Neither past nor future salaries can be calculated, assumed, or predicated on the basis of these pay bands.

*Must have worked at least 90 days in the position to receive a salary increase.

Pay Grade	Job Title	Work Days	Non-Exempt Hourly	Hiring Salary Range		Maximum
				Minimum	Midpoint	
1				\$14.3222	\$17.9080	\$21.1225

BUS MONITOR 187

Pay Grade	Job Title	Work Days	Non-Exempt Hourly	Hiring Salary Range		Maximum
				Minimum	Midpoint	
2				\$16.9532	\$21.1968	\$25.0054

NON CDL BUS DRIVER 187

Pay Grade	Job Title	Work Days	Non-Exempt Hourly	Hiring Salary Range		Maximum
				Minimum	Midpoint	
3				\$18.8840	\$23.0427	\$27.4137

DISPATCHER 261
* DISPATCHER [Night/Weekend] 261

Pay Grade	Job Title	Work Days	Non-Exempt Hourly	Hiring Salary Range		Maximum
				Minimum	Midpoint	
4				\$19.6267	\$24.5386	\$28.9520

MECHANIC 261

Pay Grade	Job Title	Work Days	Non-Exempt Hourly	Hiring Salary Range		Maximum
				Minimum	Midpoint	
5				\$24.0824	\$30.1083	\$35.5189

CDL BUS DRIVER 187

Pay Grade	Job Title	Work Days	Non-Exempt Hourly	Hiring Salary Range		Maximum
				Minimum	Midpoint	
6				\$26.9575	\$33.6942	\$40.4415

SHOP FOREMAN 261

Pay Grade	Job Title	Work Days	Exempt Daily	Hiring Salary Range		Maximum
				Minimum	Midpoint	
7				\$244.9817	\$298.8810	\$352.6763

FLEET MANAGER 261

**Position averages a minimum of 20-30 hours per week; however, increased hours may occur.*

Supplemental Pay Schedules (Stipends, Extra Earnings, and Incentives)

*A stipend associated with a particular supplemental duty may be prorated if the duty is not completed, or if the supplemental duty is terminated for any reason.

***Supplemental pay is authorized on a year-to-year basis and is not part of the employment contract with the district. There is no property right to the continuation of supplemental duties.** Supplemental pay will be discontinued upon cessation of assignment or upon the occurrence of an event which otherwise causes the employee to be ineligible to receive the supplemental pay.

Stipends or supplemental pay not described in this section of the handbook must be verified and approved by the Director of Compensation, HRIS Operations and Strategic Staffing before submitting to Payroll for processing. All unapproved rates submitted without approval will be adjusted by Payroll and/or Human Resources, at the approved rate on record. All approvals require the signature of the appropriate Leadership Team member.

Regardless of the funding source (campus budget, grant funds, etc.) or grant allowances, supplemental payments must be paid in accordance with the Board-approved rates in this salary/supplemental schedule.

Please note that some stipends are dependent upon the employee meeting professional development and/or other job-specific requirements. Failure to meet those requirements will cause the employee to be ineligible to receive the stipend.

Extra Duty Pay - Working Beyond Normal Number of Annual Days

When an employee's normal job duties extend beyond the normal number of annual days, directly adjacent to the first or last reporting day for the school year, they are paid their normal daily rate for these extra days if the employee is performing the same duties. Extra duty pay requires the approval of the Superintendent or designee.

If the employee performs duties of a different nature, the summer school, part-time, or tutorial rates will apply.

STIPENDS & OTHER EXTRA EARNINGS

All stipends are reported annually unless otherwise noted. Information will reflect dollar amount or additional days.

ACADEMICS

Extra Duty/Stipend Title	Description	Extra Days	Rate	Frequency	Munis Code
Academic Decathlon	District Coordinator		\$1,000	Annual	470
Academic Decathlon	Head Coach		\$4,750	Annual	471
Academic Decathlon	Assistant Coach		\$4,250	Annual	472
Academic Decathlon	Other Coaches; max of \$2,000 per person; these funds shall not be designated or allocated to the Head Coach or Asst. Coach		\$4,000	Annual	473
Academic Decathlon National Meet	Head Coach		\$2,000	Flat Rate	481
Academic Decathlon National Meet	Assistant Coach		\$1,500	Flat Rate	482
Academic Decathlon National Meet	Other Coaches; max of \$1,000 per person; these funds shall not be designated or allocated to the Head Coach or Asst. Coach		\$2,000	Flat Rate	483
Academic Decathlon State Meet	Head Coach		\$2,250	Flat Rate	476
Academic Decathlon State Meet	Assistant Coach		\$1,750	Flat Rate	477
Academic Decathlon State Meet	Other Coaches; max of \$1,200 per person; these funds shall not be designated or allocated to the Head Coach or Asst. Coach		\$2,400	Flat Rate	478
AVID Summer Conference			\$100	Per Event	
Career Ladder (applicable to employees who met eligibility)	Teachers and Librarians in qualifying position who received stipend prior and has remained continuously employed since 1993		\$1500/\$3000	Annual	108/109
Credit by Exam [Credit Recovery] or Test Proctor	(Administrators are not eligible)		\$20	Per Hour	665
Curriculum Writing Project or Professional Learning Project	Not to exceed \$1,000 (shall not receive extra duty days for project)		up to \$1000	Per Project	605
Destination Imagination District Coordinator			\$1,000	Flat Rate	469
Destination Imagination Team Manager	Paid in May		\$350	Flat Rate	458
Detention Hall / APV Make-up	Certified and Non-Certified receive the same rate		\$25	Per Hour	524 / 660
Secondary ESL - Level I&II	Teacher of Record; 3 of 8 ESL Classes; Certified in ESL		\$1,000	Annual	586
Facilitator of District Approved Events	Executive Level Approval Required		\$30	Per Day	
Secondary Mathematics	Teacher of Record; Certified Math: Must teach 4 of 6, or 5 of 8 classes per day (HS credit classes)		\$2,000	Annual	563
Secondary Mathematics - SRC & BCCP	Teacher of Record; Certified Math: Must teach 3 of 6, or 4 of 8 classes per day (HS credit classes)		\$1,500	Annual	564
Mentor Lead, ConnectED	Supports cohorts of Mentors for 1st & 2nd year teachers		\$1,000	Flat Rate	443
Mentor for First Year Teacher or New Librarian	Mentoring one teacher: paid in June		\$1,000	Flat Rate	434
Mentor for First Year Teacher or New Librarian	Mentoring two teachers: paid in June		\$1,500	Flat Rate	435
Mentor for Second Year Teacher	Mentoring 2nd-year teachers: paid in June		\$500	Flat Rate	442
Mentor for Student Teacher	8-12-week internship (per student); paid in June		\$1,000	Flat Rate	460
Mentor for Student Teacher	Less than 8 weeks internship (per student); paid in June		\$500	Flat Rate	459
Mentor, Master Principal	Mentor 1st & 2nd year principals, support Exec Dir of PreK-5 & Exec Dir of Secondary; to be paid 1/2 in December and 1/2 in June		\$5,000	Flat Rate	423
Secondary Science	Teacher of Record; Certified Science: Must teach 4 of 6, or 5 of 8 classes per day (HS credit classes)		\$2,000	Annual	563
Secondary Science - SRC & BCCP	Teacher of Record; Certified Science: Must teach 3 of 6, or 4 of 8 classes per day (HS credit classes)		\$1,500	Annual	564
Professional Development Preparation / Intervention Planning	Paid per hour; Designing & facilitating district wide professional learning directly tied to classroom learning and programs; Supplemental duties are performed outside normal duty day or contract days.		\$35	Per Hour	620
Professional Development Presentation	Same rate of pay as preparation		\$35	Per Hour	620
Substitute - Conference Period (Regular)	Teachers substituting during conference or planning period on a regular schedule		\$35	Flat Rate	195
Substitute - Conference Period (Block)	Teachers substituting during conference or planning period on a block schedule		\$70	Flat Rate	194
Translation (written)	Other language - written interpretation		\$0.20	Per Word	672
Tutorials - Certified Teacher (includes Saturday School)	Tutorials conducted by a certified teacher - includes Homebound, SLP/OT/PT providing home/private school services after contract hours - <i>Administrators and non-teaching positions are not eligible for pay</i>		\$35	Per Hour	650
Tutorials - Non-certified (includes Saturday School)	Tutorials conducted by a noncertified employee - includes certified paraprofessionals - excludes AEL Instructors		\$20	Per Hour	651

Early Childhood					
Stipend Title	Description	Extra Days	Amount	Frequency	Munis Code
Early Childhood Team Leaders	Limited to 5 per campus		\$800	Annual	408
Elementary					
Stipend Title	Description	Extra Days	Amount	Frequency	Munis Code
Elementary School Grade Level Chair	K-5, including Enrichment Classes with at least 3 teachers and must be teacher of record		\$1,000	Annual	410
Safety Patrol Sponsor	Must not be a paraprofessional		\$1,200	Annual	566
Middle School					
Stipend Title	Description	Extra Days	Amount	Frequency	Munis Code
Jr Honor Society - Middle School	1 per campus		\$250	Annual	521
Middle School Chairpersons	Core Subjects, Special Education and must be teacher of record		\$1,500	Annual	403
Middle School Chairpersons (Other subjects)	Must lead 4 or more teachers and must be teacher of record		\$800	Annual	407
Middle School Student Council	1 per campus		\$750	Annual	518
Middle School UIL Contest Sponsor	Paid in May		\$450	Per Event	456
Middle School Yearbook/Newspaper	Additional duty days plus stipend amount	2	\$1,500	Annual	465 / 464
High School					
Stipend Title	Description	Extra Days	Amount	Frequency	Munis Code
Advanced Placement Teacher (.5 credit)	Per preparation/course title; Must have a minimum of 10 students per course) - Must also meet the requirements outlined in the C&I Guidelines.		\$750	Annual	497
Advanced Placement Teacher (1 credit)	Per preparation/course title; Must have a minimum of 10 students per course) - Must also meet the requirements outlined in the C&I Guidelines.		\$1,500	Annual	496
Assigned Class During Required Planning & Preparation Period 6 period day	Must be voluntary and approved by School Leadership and HR		1/6 of salary		
Assigned Class During Required Planning & Preparation Period 7 period day	Must be voluntary and approved by School Leadership and HR		1/7 of salary		
Assigned Class During Required Planning & Preparation Period 8 period day	Must be voluntary and approved by School Leadership and HR		1/8 of salary		
Dual Enrollment Teacher (.5 credit)	Per preparation/course title; Must have a minimum of 10 students per course)		\$750	Annual	492
Dual Enrollment Teacher (1 credit)	Per preparation/course title; Must have a minimum of 10 students per course)		\$1,500	Annual	491
General Educational Development (GED) Teacher	Will be shared if more than one teacher		\$3,000	Annual	565
High School Chairperson	Core Subjects, Special Education and must be teacher of record		\$2,000	Annual	401
High School Chairperson -Academy Only	District designated Specializations, Special Education		\$2,000	Annual	402
High School Chairperson (Other Subjects: Non-Core)	Must lead 5 or more teachers and must be teacher of record		\$800	Annual	406
High School English Language Arts Reading	Certified English, Language Arts, Reading: Must teach 4/6 classes		\$2,000	Annual	563
High School English Language Arts Reading - SRC & BCCP	Certified English, Language Arts, Reading: Must teach 3/6 classes		\$1,500	Annual	564
High School National Honor Society	1 per campus		\$750	Annual	520
High School Newspaper	1 per campus		\$1,500	Annual	463
High School Student Council	1 per campus		\$1,500	Annual	516
High School UIL Contest Sponsor	Paid in May		\$550	Per Event	455
High School Yearbook	Additional duty days plus stipend amount	4	\$1,500	Annual	462 / 461
JROTC	Additional duty days plus stipend amount	30	\$3,000	Annual	453 / 454
Student Council Barbara Cardwell Preparatory	1 per campus		\$750	Annual	517
Athletics					
Head Coaches for High School					
Assignment	Description	Extra	Amount	Frequency	Munis Code
Head Basketball			\$10,500	Annual	595
Head Baseball			\$10,500	Annual	595
Head Cross Country			\$8,500	Annual	595
Head Softball			\$10,500	Annual	595
Head Golf			\$7,500	Annual	595

Athletics					
Head Coaches for High School					
Assignment	Description	Extra	Amount	Frequency	Munis Code
Head Soccer			\$10,500	Annual	595
Head Swimming/Water Polo			\$10,500	Annual	595
Head Tennis			\$10,500	Annual	595
Head Track			\$8,500	Annual	595
Head Volleyball			\$11,500	Annual	595
Head Wrestling			\$10,500	Annual	595
2nd Head Coaching Assignment			\$5,000	Annual	595
Football and Volleyball Assistants for High School					
Football Offensive Coordinator			\$10,000	Annual	595
Football Defensive Coordinator			\$10,000	Annual	595
Football/Volleyball Assistant			\$7,000	Annual	595
Other Assistants for High School					
Assistant Baseball			\$5,500	Annual	595
Assistant Basketball			\$5,500	Annual	595
Assistant Cross Country			\$5,000	Annual	595
Assistant Softball			\$5,500	Annual	595
Assistant Track			\$5,500	Annual	595
Assistant Soccer			\$5,500	Annual	595
Assistant Tennis			\$5,000	Annual	595
Assistant Wrestling			\$5,500	Annual	595
High School After-School Only			\$2,500	Annual	595
Middle School					
Middle School Coordinator (Boys and Girls)			\$10,500	Annual	595
Middle School - 3 Sports (including Football)			\$8,000	Annual	595
Middle School - 3 Sports	4th sport an additional \$1500 (based on campus need)		\$7,500	Annual	595
Assistant Coach - Other Sport			\$2,000	Annual	595
Middle School Before-School Only (per sport)			\$1,000	Annual	595
Middle School After-School Only (per sport)			\$1,000	Annual	595
Athletic Coordinator and Trainers for High School					
Athletic Trainer	Assigned by Athletics Department		\$13,500	Annual	595
Assistant Athletic Trainer	Assigned by Athletics Department		\$12,000	Annual	595
Assistant Athletic Coordinator	Assigned by Athletics Department		\$5,000	Annual	595
Miscellaneous					
Assignment	Description	Extra Days	Amount	Frequency	Munis Code
Field Maintenance (Soccer, Baseball, Softball)	Assigned by Athletics Department; 1 per sport		\$1,500	Annual	595
Bus Driving for Coaches					
Coach Bus Driving Stipend (after 5 trips)	Stipend awarded after completing 5 bus trips; A maximum of \$1,400 may be awarded per coach per school year		\$400	Flat Rate	772
Coach Bus Driving Stipend (after 10 trips)	Stipend awarded after completing 10 bus trips; A maximum of \$1,400 may be awarded per coach per school year		\$400	Flat Rate	772
Coach Bus Driving Stipend (after 15 trips)	Stipend awarded after completing 15 bus trips; A maximum of \$1,400 may be awarded per coach per school year		\$400	Flat Rate	772
Coach Bus Driving Stipend (qualified status)	Qualified status to drive bus to athletic events; A maximum of \$1,400 may be awarded per coach per school year		\$200	Flat Rate	771
NOTES ON EXTRA DUTY DAYS AND MONETARY SUPPLEMENTS:					
Coaches with Multiple Coaching Assignments: Stipends are stackable.					
Head Soccer Coach	\$10,500	Head Cross Country Coach	\$8,500		
Assistant Football	<u>\$7,000</u>	Head Track Coach	<u>\$5,000</u>		
Final Supplement for this Coach	\$17,500	Final Supplement for this Coach	\$13,500		
Teachers are compensated with extra duty days when the activity requires them to be on duty during days other than the normal 187 days of the teacher contract period. The daily rate of the individual teacher is taken from the Teacher Salary Schedule as approved by the Board of Trustees and is multiplied by the number of extra duty days to determine the monetary equivalent. Payment is made as part of the teacher's annual salary.					
Monetary supplements are paid for extra time given on days that are part of the 187 days of the teacher contract. Payment is made as part of the teacher's annual salary.					
Paraprofessionals who are assigned athletic responsibilities and paid a stipend listed on this schedule must be compensated at a rate equal to, or greater than, their overtime rate for any work performed beyond the 40 hour work week. Supervisors should determine how many hours a paraprofessional may perform athletic duties by dividing the stipend amount by their specific overtime rate. Campuses are not authorized to allow a paraprofessional to earn more money than the stipend rate posted.					

Bilingual / ESL Education					
Stipend Title	Description	Extra Days	Amount	Frequency	Munis Code
Best plus Testers (AEL Program)	English language proficiency test designed to test English Language Learners' listening and speaking skills		\$15	Per Hour	
Bilingual Testers			\$15	Per Hour	
Bilingual Testers (Professionals)			\$20	Per Hour	
Bilingual Counselors	Bilingual Certification or passing score on TOPT, BTLPT		\$4,000	Annual	581
Bilingual Diagnosticians	Bilingual Certification or passing score on TOPT, BTLPT		\$4,000	Annual	581
Bilingual Dyslexia Assessor	Bilingual Certification or passing score on TOPT, BTLPT		\$3,500	Annual	582
Bilingual Dyslexia Interventionist	Bilingual Certification or passing score on TOPT, BTLPT		\$2,000	Annual	583
Bilingual Interventionist & Academic Specialist	Bilingual Certification required		\$3,000	Annual	580
Bilingual Librarians (Elementary Only)	Bilingual Certification or passing score on TOPT, BTLPT		\$4,000	Annual	581
Bilingual Specialized Learning Professional (Orientation & Mobility Specialist, Licensed Specialist in School Psychology(LSSP), Physical Therapist (PT), Occupational Therapist (OT), Speech Language Pathologist (SLP))	Proficiency determined by passing score (6 or higher in each domain) on AVANT Stamp 4S assessment		\$2,000	Annual	417
Bilingual Speech Therapist	Bilingual Certification or passing score on TOPT, BTLPT		\$4,000	Annual	581
Bilingual Special Education Teacher	Bilingual Certification or passing score on TOPT, BTLPT		\$2,000	Annual	583
Bilingual Teacher	Certified in Bilingual Classroom or Dual Language (Spanish) Assignment		\$4,000	Annual	581
Early Childhood Bilingual (LPAC) Lead Teacher (Interventionist/Academic Specialist)	1 per campus (may be combined with ESL Lead)		\$600	Annual	415
Early Childhood ESL (LPAC) Lead Teacher (Interventionist/Academic Specialist)	1 per campus (may be combined with Bilingual Lead)		\$600	Annual	420
Elementary Bilingual (LPAC) Lead Teacher (Interventionist/Academic Specialist)	1 per campus (may be combined with ESL Lead) and must be teacher of record		\$600	Annual	415
Elementary ESL (LPAC) Lead Teacher (Interventionist/Academic Specialist)	1 per campus (may be combined with Bilingual Lead) and must be teacher of record		\$600	Annual	420
Middle School ESL (LPAC) Lead Teacher (Interventionist/Academic Specialist)	1 per campus		\$1,200	Annual	416
High School ESL (LPAC) Lead Teacher (Interventionist/Academic Specialist)	2 per campus - Irving, Nimitz, MacArthur 1 per campus - Singley, SRC, Cardwell		\$1,200	Annual	416
Career and Technology Education					
<i>Teachers will be made aware of their teaching assignment prior to the last contract day. Final confirmation of assigned extra days will be provided in August. Extra days are based on additional tasks assigned to the initial assignment as determined by the master schedule created by the campus principal, with guidance from the CTE Department.</i>					
Stipend Title	Description	Extra Days	Amount	Frequency	Munis Code
Base Extra Duty Days for All High School CTE Teachers	Days for all high school CTE teachers to use for miscellaneous approved activities, task.	2			600
Lab Set Up/Breakdown	2 Days in August to set up Culinary, Agriculture, Science, and Computer labs. 1 day in June to breakdown labs.	2			600
Off Campus Practicums	For teachers to visit employers of off campus practicum students (1 day per six weeks).	2			600
Education Instructional Practices and Practicum Teachers	For Education teachers to arrange internship sites before the school year begins.	2			600
Enterprise Teachers	For student enterprise activities that take place outside of contract hours	5			600
Career Technical Student Organization [CTSO] Advisors	For practice and competition days; 5 days per CTSO	5			600
CTE Assignment Agriculture - Critical Needs	Agriculture teacher assigned by CTE department		\$2,500	Annual	424
CTE Assignment Health Science - Critical Needs	Health Science teacher assigned by CTE department		\$2,500	Annual	424
CTE Assignment Law & Public Service - Critical Needs	Legal Studies & Law Enforcement by CTE department		\$2,500	Annual	424
CTE High School Chairperson	2- Irving, 2-MacArthur, 2-Nimitz, 4-Academy, 1-BCCPC, 1 Ratteree		\$2,000	Annual	401
CTE Career Cluster Advisory Board Chair	4 meetings annual max per person; communicated and confirmed by CTE department		\$800	Annual	404
CTE Program Lead	Per cluster; 7- Irving,7-MacArthur, 7-Nimitz		\$1,500	Annual	468
Career & Technology Competition Sponsor (CTSO)	Lead sponsor only; Paid in May		\$500	Flat Rate	457
CTSO Summer Competitions	For summer travel* *Mileage reimbursement shall not be submitted to the Business Office if this stipend is received		\$500	Flat Rate	484
National Technical Honor Society	1 per high school		\$750	Annual	520
Program Summer Camps	For CTE summer camps		\$500	Flat Rate	484
Mock Trial	Co-Coaches (max of two; stipend noted per person)		\$2,000	Annual	486
Mock Trial	Others		\$1,000	Annual	487
Mock Trial National Meet	Co-Coaches (max of two; stipend noted per person)		\$1,000	Flat Rate	490
Mock Trial State Meet	Co-Coaches (max of two; stipend noted per person)		\$1,000	Flat Rate	488
Mock Trial State Meet	Others		\$1,000	Flat Rate	489

Fine Arts					
Stipend Title	Description	Extra Days	Amount	Frequency	Munis Code
Fine Arts Accompanist Concert Rate			Employee Hourly Rate	Per Hour	
Fine Arts Accompanist Texas State Solo and Ensemble Contest	TSSEC Fee + Travel Expenses*; minimum/maximum *Mileage reimbursement shall not be submitted to the Business Office if this stipend is received		\$200 minimum and \$50/student up to \$500 max	Flat Rate	
Fine Arts Accompanist UIL Performance	Per choir		\$100	Flat Rate	690
Fine Arts All City Event	Coordinator \$100/Host Facilitator \$100		\$200	Flat Rate	
Fine Arts Dance and Drill Team Director / Color Guard	Additional duty days plus stipend amount	10	\$4,000	Annual	511 / 510
Fine Arts Drill Team Assistant			\$2,000	Annual	513
Fine Arts Event Coordinator/Facilitator			\$100	Per Event	693
Fine Arts High School Assistant Band Director	Additional duty days plus stipend amount	13	\$6,000	Annual	529 / 528
Fine Arts High School Assistant Choir Director			\$2,500	Annual	538
Fine Arts High School Associate Band Director	Additional duty days plus stipend amount	13	\$7,500	Annual	529 / 528
Fine Arts High School Band Director	Additional duty days plus stipend amount	31	\$15,000	Annual	527 / 526
Fine Arts High School Choir Director	Additional duty days plus stipend amount	4	\$5,000	Annual	535 / 536
Fine Arts High School Choir Assistant			\$2,500	Annual	538
Fine Arts High School Orchestra Director	Additional duty days plus stipend amount	4	\$5,000	Annual	527 / 541
Fine Arts High School Theatre - Assistant Director			\$3,000	Annual	560
Fine Arts High School Theatre - Lead			\$4,500	Annual	555
Fine Arts High School Mariachi/Alternative Music			\$1,500	Annual	544
Fine Arts High School Cheerleader Sponsor, Jr. Varsity	If the same person sponsors additional Cheer groups, the lesser of the two stipend amounts will be split in half and additional duty days may be adjusted	8	\$2,000	Annual	502 / 503
Fine Arts High School Cheerleader Sponsor, Varsity	If the same person sponsors additional Cheer groups, the lesser of the two stipend amounts will be split in half and additional duty days may be adjusted	8	\$4,000	Annual	502 / 501
Fine Arts High School Pep/Spirit Squad	1 per campus		\$1,000	Annual	515
Fine Arts Irving Children's Chorus Accompanist			\$750	Flat Rate	697
Fine Arts Irving Children's Chorus Assistant Director			\$1,750	Flat Rate	696
Fine Arts Irving Children's Chorus Director			\$2,000	Flat Rate	695
Fine Arts (6-12 Theatre Arts)			\$1,000	Annual	447
Fine Arts Lead Teacher (6-12 Choral)	Assigned by Fine Arts Department		\$1,500	Annual	448
Fine Arts Lead (6-12 Band)	Assigned by Fine Arts Department		\$2000	Annual	445
Fine Arts Lead (6-12 Dance)	Assigned by Fine Arts Department		\$500	Annual	452
Fine Arts Lead (6-12 Orchestra)	Assigned by Fine Arts Department		\$1,500	Annual	450
Fine Arts Lead Teacher (9-12 Visual Arts)	Assigned by Fine Arts Department		\$1,500	Annual	451
Fine Arts Lead Teacher (PK-5 Music)	Assigned by Fine Arts Department		\$1,500	Annual	446
Fine Arts Lead Teacher (PK-5 Visual Arts)	Assigned by Fine Arts Department		\$1,500	Annual	446
Fine Arts Middle School Assistant Band Director	Additional duty days plus stipend amount	7	\$3,000	Annual	531 / 532
Fine Arts Middle School Assistant Choir Director			\$2,000	Annual	449
Fine Arts Middle School Assistant Orchestra Director			\$1,500	Annual	543
Fine Arts Middle School Band Director	Additional duty days plus stipend amount	13	\$6,500	Annual	531 / 530
Fine Arts Middle School Cheerleader Sponsor	Additional duty days plus stipend amount	8	\$1,500	Annual	505 / 504
Fine Arts Middle School Choir Director			\$3,000	Annual	537
Fine Arts Middle School Orchestra Director			\$3,500	Annual	542
Fine Arts Pre-UIL District-wide Facilitator			\$100	Flat Rate	690
Fine Arts Solo & Ensemble Contest	Contest Coordinator \$175/ Host Facilitator \$175		\$350	Flat Rate	693
Special Education / Dyslexia					
Stipend Title	Description	Extra Days	Amount	Frequency	Munis Code
Clinical Fellowship Year (CFY) Supervision	Per SLP		\$2,000	Annual	440
Clinical Year (CY) Supervisor	Per LSSP		\$2,000	Annual	440
Deaf Education Teacher - Critical Needs	Certified in that assignment		\$3,000	Annual	424
Diagnostician - Critical Needs	Licensed		\$3,000	Annual	424
Dyslexia Interventionist	Dyslexia Interventionist can only receive one of the three stipends: CALT, CALP, or the Dyslexia Interventionist stipend; [funded through Dyslexia Allotment Grant]. Eligible to be stacked with Bilingual Dyslexia stipend.		\$1,000	Annual	414
Dyslexia Interventionist - CALP Certified	Dyslexia Interventionist can only receive one of the three stipends: CALT, CALP, or the Dyslexia Interventionist stipend; [funded through Dyslexia Allotment Grant]. Eligible to be stacked with Bilingual Dyslexia stipend.		\$2,500	Annual	418
Dyslexia Interventionist - CALT Certified	Dyslexia Interventionist can only receive one of the three stipends: CALT, CALP, or the Dyslexia Interventionist stipend; [funded through Dyslexia Allotment Grant]. Eligible to be stacked with Bilingual Dyslexia stipend.		\$3,500	Annual	419
Dyslexia Specialist Lead	Coaching and mentoring Dyslexia Interventionists & Specialists		\$1,500	Annual	436
Early Childhood (PK) Blended Teacher	Teacher of record serving SPED and Gen. ED students		\$1,000	Annual	400
Early Childhood Special Education Life Active Learning Teacher	Pre-K/ECSE SPED Teacher		\$3,500	Annual	432

Special Education / Dyslexia					
Stipend Title	Description	Extra Days	Amount	Frequency	Munis Code
Early Childhood Special Education Lead Teacher	Must lead at least 3 teachers; limited to 1 per campus		\$1,000	Annual	425
Elementary School Special Education Lead Teacher	Must lead at least 3 teachers; limited to 1 per campus		\$1,000	Annual	425
Licensed Specialist in School Psychology (LSSP)- Critical Needs	Licensed		\$3,000	Annual	424
Occupational Therapist Supervision	Must be certified OT; Must be supervising an OT Assistant		\$500	Annual	444
Physical Therapist - Critical Needs	Licensed		\$3,000	Annual	424
Physical Therapist Supervision	Must be certified PT; Must be supervising PT Assistant		\$500	Annual	444
Sign Language Interpreter - Special Events	Per hour		\$35	Per Hour	525 / 670
Sign Language Interpreters - Certified	Certification Level 1 & 2		\$2,500	Annual	426
Sign Language Interpreters - Certified	Basic Certification		\$3,000	Annual	427
Sign Language Interpreters - Certified	Certification Level 3/Advance		\$3,500	Annual	428
Sign Language Interpreters - Certified	Certification Level 4 & 5/Master		\$4,500	Annual	429
Special Education Assessment Lead Stipend	Maximum of 4 assigned per year (2- Diag, 1- LSSP, 1- SLP)		\$1,500	Annual	436
Special Education Teacher	Must be certified; Qualifying teachers include: Resource/Inclusion, Homebound, and Adapted PE. Eligible to be stacked with Bilingual Sped Teacher stipend.		\$1,000	Annual	430
Special Olympics	Head of Delegation		\$1,000	Annual	441
Special Olympics	Coaches per sport sponsored; paid in June		\$300	Flat Rate	785
Special Education Supervising Coordinators (includes Dyslexia Coordinator)	Supervising up to 15 employees		\$2,500	Annual	437
Special Education Supervising Coordinators (includes Dyslexia Coordinator)	Supervising 16 to 30 employees		\$3,000	Annual	438
Special Education Supervising Coordinators (includes Dyslexia Coordinator)	Supervising 31+ employees		\$4,000	Annual	439
Special Education Life Skills & PASS	SPED Teacher teaching Life Skills or PASS		\$3,500	Annual	433
Special Education Evaluation Testing	Summer testing to evaluate students		\$35	Per Hour	655
Speech Language Pathologist (SLP) - Critical Needs	Licensed		\$3,000	Annual	548
Vision Impaired Teacher	Must be certified in assignment		\$3,000	Annual	590
Technology					
Stipend Title	Description	Extra Days	Amount	Frequency	Munis Code
1:1 Laptop Program	Campus Technician; Certification must remain current or stipend will be terminated		\$2,000	Annual	574
A+, Microsoft Certified Professional (MCP) certification	Campus Technician; Certification must remain current or stipend will be terminated; Current employees who have the lifetime A+ certification are grandfathered. New employees must obtain the renewable certification.		\$2,000	Annual	571
Cisco Certified Network Associate (CCNA) certification	District Network Administrator/Technician; Certification must remain current or stipend will be terminated		\$2,000	Annual	561
Cisco Certified Network Professional (CCNP) certification	District Network Administrator/Technician; Certification must remain current or stipend will be terminated		\$3,000	Annual	562
Certified Information Systems Security Professional (CISSP) certification	Certification must remain current or stipend will be terminated		\$3,500	Annual	575
Cell Phone Allowance					
<i>This rate is designed to compensate certain District personnel (listed below) to cover cellular phone expenses when used for the District. For additional approvals or information please contact your Leadership Team member. Personnel with a district cell phone is not eligible to receive this allowance.</i>					
Stipend Title	Description	Extra Days	Amount	Frequency	Munis Code
Power Usage	Division Chiefs / Legal Counsel / Principals		\$720	Annual	837
Regular Usage	Other Executive Staff / Assistant Principals		\$600	Annual	832
Occasional Usage	Other Managerial Staff		\$480	Annual	831
Other Extra Earnings					
Title	Description	Extra Days	Amount	Frequency	Munis Code
Adult Education and Literacy Program Childcare Worker	Grant funded		\$15	Per Hour	
HB3 Armed Security	Armed Security Officers and School Security Specialists are eligible for this stipend.		\$15,000	Annual	522 / 523
Food Service Special Events	Identified by Food Service Department Director		Employee's OT rate		
Bus Driver (extra duty)	Teachers, coaches, or paraprofessionals that possess a Class B CDL license with passenger and school bus endorsement		\$25	Per Hour	
Interpretation Services - Special Events			\$25	Per Hour	651 / 671
On-Call (Facilities/Operations employees only)	Employees will be paid 2 hours of regular hourly rate for the on-call schedule, 2-hour minimum should the employee be required to be on-site.		Employee's hourly rate		
After-Hours Campus Officer	Armed Security or other non-Campus Officer positions performing CAO duties after hours (must be approved by the Chief of Administrative Services)		Midpoint of CAO pay grade [Fac 05]	Per Hour	
Health Clinic RN	Registered Nurse working clinics - Health Services		\$40	Per Hour	698

Other Extra Earnings					
Title	Description	Extra Days	Amount	Frequency	Munis Code
CPR Instructor	Registered Nurse Teaching Courses Outside of Contracted Hours		\$40	Per Hour	698
Assistant CPR Instructor	Teaching Summer CPR classes - Health Services		\$20	Per Hour	699
Financial Aid Saturday Support	Must be FAFSA trained		\$35	Per Hour	
PK/K Saturday Language Testers, Counselors [for parent conversation mandated], and LPAC Committee Members	*See "Bilingual Testers"		\$25 Teachers \$15 para's		

- *Teachers qualifying for a stipend, including those employed under the District of Innovation distinction, receive full stipend.
- *An individual employed under an interim teacher or temporary campus support professional designation does not qualify for any stipends for special assignments other than ones which specify non-certified employees/paraprofessionals within the extra duty/stipend title and/or description.
- *Unless noted differently, flat amount stipends are for professional staff only.
- *A stipend associated with a particular supplemental duty may be prorated if the duty is not completed, or if the supplemental duty is terminated for any reason.
- *Supplemental duties are at-will and are not part of the employment contract with the District. There is no property right to the continuation of supplemental duties.

Supplemental Pay Schedules (Guest Educators, Part-Time, Hourly, and Summer)

Stipends or supplemental pay not described in this section of the handbook must be verified and approved by the Director of Compensation, HRIS Operations and Strategic Staffing before submitting it to Payroll for processing. All unapproved rates submitted without approval will be adjusted by Payroll and/or Human Resources, at the approved rate on record. All approvals require the signature of the appropriate team member.

Employees paid by grant funds will be paid in accordance with the approved rates in this handbook, regardless of what may be allowable in the grant.

TEACHER CANDIDATE PATHWAYS

[Pay is annualized for all levels] [Level transfers may only occur at semester - i.e. TCS2 to Interim I]

	Amount	Frequency	Munis Code
Interim Professional I (187 days): Must be in a program, no certification test required; must hold a conferred bachelor's degree	\$300	Per Day	100
Interim Professional II (187 days): Must pass one or more certification test(s); must hold a conferred bachelor's degree	\$325	Per Day	100
Temporary Campus Support I (187 days): Needs more than 1 year to obtain a conferred bachelor's degree	\$235	Per Day	100
Temporary Campus Support II (187 days): Needs 1 year or less to obtain a conferred bachelor's degree / senior	\$245	Per Day	100

**Educator preparation program*

GUEST EDUCATOR PAY

A. Professional

- Administrative (Principal, Assistant Principal) Counselors
- Bachelor's Degree, Valid Teaching Certificate, & Former IISD Teacher
- Bachelor's Degree & Valid Teaching Certificate
- Bachelor's Degree & No Teaching Certificate (includes clinic guest educators w/non-Nursing degree)
- No Bachelor's Degree (includes clinic guest educators w/no degree)
- Registered Nurse
- Deaf Ed

Amount	Frequency	Munis Code
\$335	Per Day	190
\$205	Per Day	191
\$132	Per Day	184
\$127	Per Day	183
\$121	Per Day	182
\$116	Per Day	181
\$260	Per Day	192
\$126	Per Day	188

B. Paraprofessional (regardless of education or certification)

- ALL paraprofessional absences
- Administration Building Receptionist (training required) *

\$116	Per Day	196
\$121	Per Day	179

C. Incentives - Applies to Guest Educator for Teachers, Paraprofessionals and Clinic

Monday or Friday (Full Day Assignment)

add (+)

\$10	Per Day	178
------	---------	-----

Consecutive Days of Service

11th day in the same assignment

add (+)

\$10	Per Day	185
------	---------	-----

21st day in the same assignment

add (+)

\$5	Per Day	186
-----	---------	-----

Cumulative Days Worked per semester Bonus:

1st semester: work between 38 and 58 days / 2nd semester: work between 41- and 63-days
1st semester: work 59 or more days / 2nd semester: work 64 or more days

\$350	Flat Rate	175
\$600	Flat Rate	176

In certain long-term assignments*, a negotiated compensation rate not to exceed \$187 per day may be authorized by the Human Resources Department. If approved, guest educators must be present 93% of assignment timeframe.

	Per Day	177
--	---------	-----

*The following guest educator assignments are NOT eligible to receive the Monday/Friday incentives:

- ° Long-term Guest Educators who are approved for the \$152 daily rate [administrative/clerical office]
- ° Long-term Guest Educators who are approved for the \$187 daily rate

A Full-Day Assignment = 4.5 + hours

A Half-Day Assignment = up to and including 4.5 hours

Please note: All Guest Educators, with the exception of classroom teacher Guest Educators, are non-exempt employees as defined by the United States Department of Labor. All Guest Educator rates are based on an 8-hour day. Any time worked in excess of 40 hours in a work week must be compensated at a rate equivalent to time and a half, and any overtime worked by Guest Educators must be approved in advance by the Human Resources Department.

Professional Development: pay is half of the non-degreed daily rate for up to 4.5 hours

D. Classified

Food Service

- Regular/Retired \$10.72 per hour
- Retired Manager \$13.97 per hour
- Retired Supervisor \$16.50 per hour

***Employment Not Eligible for TRS Membership**

Work as a guest educator (substitute) is not eligible for TRS membership. For TRS purposes, the definition of a substitute is a person who serves on a temporary basis in the place of a current employee and paid at the daily rate of pay as set by the employer.

https://www.trs.texas.gov/Pages/re_employment_eligibility.aspx

PART-TIME AND HOURLY PAY

A. Temporary Positions

Pay rates are aligned by the approved pay schedule and based upon experience within the corresponding pay grade. The hourly or daily rates shall not exceed the minimum rate of the pay band unless an alternative rate is approved by the Superintendent or designee.

AVID Instructors

Certified Teacher
Non-Certified Teacher

Amount	Frequency	Munis Code
\$35	Per Hour	141
\$17	Per Hour	142

Tutorials

Certified Teacher
Non-Certified Teacher (includes Certified Aide) Grad
Lab Tutors

\$35	Per Hour	143
\$20	Per Hour	144
\$20	Per Hour	145

Swim Instructors

Certified Teacher
Non-Certified Teacher

\$25	Per Hour	146
\$17	Per Hour	147

AEL Instructors Best

Plus Certified Non-Certified

\$35	Per Hour	148
\$17	Per Hour	149

Omni Instructor (Certified Teacher)

\$35	Per Hour	151
------	----------	-----

Omni Presenter

Certified Teacher
Non-Certified Teacher

\$25	Per Hour	152
\$17	Per Hour	153

Outdoor Learning

Certified Teacher
Non-Certified Teacher

\$25	Per Hour	154
\$17	Per Hour	155

Technology Professional Part-Time P/T

\$15-\$25	Per Hour	
-----------	----------	--

Planetarium Instructor/Manager

Certified Teacher
Non-Certified Teacher

\$25	Per Hour	157
\$17	Per Hour	158

Student Workers

Minimum Wage	Per Hour	115
--------------	----------	-----

B. Summer Employment for Facility Services (Painters/Grounds/Custodians)

\$15.50	Per Hour	676
---------	----------	-----

C. Fine Arts Part-time

Master Classes

High School Diploma College

\$50	Per Session	115
------	-------------	-----

Degree

\$75	Per Session	115
------	-------------	-----

ATHLETICS FACILITY WORKERS

GENERAL	RATE	FREQ	MUNIS CODE
Stadium Ticket Takers	\$50	Per Game	
	\$75	Play off Rate	723
Stadium Ushers	\$50	Per Game	
	\$75	Play off Rate	724
Parking Lot Attendants	\$70	Per Game	
	\$95	Play off Rate	725
Press Box Manager West Side	\$70	Per Game	
	\$95	Play off Rate	727
Press Box Manager East Side	\$70	Per Game	
	\$95	Play off Rate	728
Scoreboard Operator	\$80	Per Game	
	\$105	Play off Rate	730
Game Clock Mgr.	\$60	Per Game	
	\$85	Play off Rate	731
Elevator Operator	\$50	Per Game	
	\$75	Play off Rate	732
Stadium Announcer	\$80	Per Game	
	\$105	Play off Rate	733
Stadium Announcer Spotter	\$55	Per Game	
	\$80	Play off Rate	734
Jumbotron Suite Mgr.	\$150	Per Game	
	\$160	Play off Rate	700
Tech Lead	\$125	Per Game	
	\$135	Play off Rate	700
Tech Assistant	\$100	Per Game	
	\$110	Play off Rate	700
Site Coordinator	\$150	Per Game	
	\$150	Play off Rate	700
Game Administrator	\$300	Per Game	
	\$300	Play off Rate	700
FOOTBALL	RATE	FREQ	MUNIS CODE
9/JV Football Ticket Scanner	\$30	1 Game	735
9/JV Football Ticket Scanner	\$40	2 Games	737
9/JV Football Clock Operator	\$30	1 Game	736
9/JV Football Clock Operator	\$40	2 Games	738
MS Football Ticket Scanner	\$30	Per Day - Flat Rate	739
MS Football Clock Operator	\$30	Per Day - Flat Rate	740
BASKETBALL	RATE	FREQ	MUNIS CODE
HS Basketball Ticket Scanner	\$30	1 Game	700
HS Basketball Ticket Scanner	\$40	2 Games	744
HS Basketball Ticket Scanner	\$50	3 Games	700
HS Basketball Clock & Book	\$30	1 Game	700
HS Basketball Clock & Book	\$40	2 Games	745
HS Basketball Clock & Book	\$50	3 Games	700

ATHLETICS FACILITY WORKERS (cont'd)

BASKETBALL	RATE	FREQ	MUNIS CODE
MS/HS Basketball Tournament Clock Opera	\$20	Per Game	763
MS/HS Basketball Tournament Ticket Scanner	\$20	Per Game	748
MS Basketball Ticket Scanner	\$30	Per Day - Flat Rate	746
MS Basketball Clock & Book	\$30	Per Day - Flat Rate	747
Basketball Playoff Ticket Scanner	\$55	Per Game	700
Basketball Playoff Ticket Clock & Book	\$55	Per Game	700
Basketball Playoff – Admin	\$125	Per Game	700
VOLLEYBALL	RATE	FREQ	MUNIS CODE
HS Volleyball Ticket Scanner	\$30	1 Game	700
HS Volleyball Ticket Scanner	\$40	2 Games	741
HS Volleyball Ticket Scanner	\$50	3 Games	700
HS Volleyball Clock & Book	\$30	1 Game	700
HS Volleyball Clock & Book	\$40	2 Games	742
HS Volleyball Clock & Book	\$50	3 Games	700
HS Volleyball Line Judge/Libero	\$25	1 Game	700
HS Volleyball Line Judge/Libero	\$35	2 Games	743
HS Volleyball Line Judge/Libero	\$45	3 Games	700
MS/HS Volleyball Tournament Scanner	\$20	Per Game	748
MS/HS Volleyball Tournament Clock & Book	\$20	Per Game	749
MS Volleyball Ticket Scanner	\$30	Per Day - Flat Rate	746
MS Volleyball Clock & Book	\$30	Per Day - Flat Rate	747
Volleyball Playoff Ticket Scanner	\$55	Per Game	700
Volleyball Playoff Clock & Book	\$55	Per Game	700
Volleyball Playoff Libero Tracker	\$45	Per Game	700
Volleyball Playoff – Admin	\$125	Per Game	700
BASEBALL/SOFTBALL	RATE	FREQ	MUNIS CODE
Baseball/Softball Ticket Scanner	\$30	1 Game	755
Baseball/Softball Ticket Scanner	\$40	2 Games	756
Baseball/Softball Scorer	\$30	1 Game	757
Baseball/Softball Scorer	\$40	2 Games	757
Baseball/Softball Announcer	\$15	1 Game	759
Baseball/Softball Announcer	\$30	2 Games	760
Baseball Varsity Pitch Counter	\$50	Per Game	700
Baseball/Softball Tournament Scanner	\$20	Per Game	700
Baseball/Softball Tournament Scorer	\$20	Per Game	700
Baseball/Softball Tournament Admin	\$50	Per Game	700
Baseball/Softball Playoff Ticket Scanner	\$55	Per Game	700
Baseball/Softball Playoff - Admin	\$125	Per Game	700
Baseball/ Softball Playoff Scorer	\$55	Per Game	700
Baseball/Softball Playoff Announcer	\$50	Per Game	700

ATHLETICS FACILITY WORKERS (cont'd)

SOCCER	RATE	FREQ	MUNIS CODE
HS Soccer Ticket Scanner	\$30	1 Game	751
HS Soccer Ticket Scanner	\$40	2 Games	752
HS Soccer Ticket Scanner	\$50	3 Games	700
HS Soccer Clock Operator	\$30	1 Game	753
HS Soccer Clock Operator	\$40	2 Games	754
HS Soccer Clock Operator	\$50	3 Games	700
MS/HS Soccer Tournament Scanner	\$20	Per Game	700
MS/HS Soccer Tournament Clock	\$20	Per Game	700
Soccer Playoff Ticket Scanner	\$55	Per Game	700
Soccer Playoff - Admin	\$125	Per Game	700
Soccer Playoff Clock Operator	\$55	Per Game	700
Soccer Playoff Announcer	\$50	Per Game	700

SUMMER CONDITIONING (Pending available funding)

Coach	\$25	Per Hour
-------	------	----------

Summer School Programs				
Stipend Title	Description	Amount	Frequency	Munis Code
Summer School Principal	Paid in July or August (dependent on when summer session ends)	\$6,500	Flat Rate	635
Summer School Assistant Principal	This rate is reserved for Assistant Principals working both full summer sessions. Paid in July or August (dependent on when summer session ends)	\$4,900	Flat Rate	668
Summer School Assistant Principal - SICA Bridge Program	Paid in July	\$50	Per Hour	662
Summer School Supervisor (ESY)	For Special Education; Master's degree required	\$50	Per Hour	642
Summer School Teacher	(Credit Recovery Lab, programs not assessed through state assessments and credit recover system administrator)	\$35	Per Hour	683
Summer School Teacher	STAAR/EOC/ESY for Special Education	\$35	Per Hour	684
Summer School Teacher (Non-Certified)	Instruction provided by uncertified personnel	\$25	Per Hour	673
Summer School Counselor	Non-contract days, extra duty day	\$35	Per Hour	643
Summer School Nurse	Non-contract days, extra duty day	\$35	Per Hour	644 / 657 / 682
Summer School Librarian	Non-contract days, extra duty day	\$35	Per Hour	649
Summer School Support Professional (Other)	Diagnostician, Therapist, etc.; Non-contract days, extra duty day	\$35	Per Hour	640
Summer School Secretary, Cashier	Performs both duties, rate only applies upon completion of duty days of assigned work calendar	\$20	Per Hour	653
Summer School HIPPIY Instructors	Non-contract days, extra duty day	\$20	Per Hour	628
Summer School Aide	Non-contract days, extra duty day	\$20	Per Hour	673
Summer School Campus Technician	Non-contract days, extra duty day	\$20	Per Hour	666

Extra Duty Pay - Working Beyond Normal Number of Annual Days

When an employee's normal job duties extend beyond the normal number of annual days, directly adjacent to the first or last reporting day for the school year, they are paid their normal daily rate for these extra days if the employee is performing the same duties. Extra duty pay requires the approval of the Superintendent or designee.

If the employee performs duties of a different nature, the summer school, part-time, or tutorial rates will apply.

Incentives and Reimbursements

Pay Code 576

IISD Graduates Teaching in IISD \$4000 over 2 years*
Must be first year of creditable teaching experience as a certified teacher
Must present high school diploma within 30 days of hire

* \$1,000 at the completion of each semester (December and June)-Year One

* \$1,000 at the completion of each semester (December and June)-Year Two

College Coursework Reimbursements [Pay Code 607]

Employees who earn at least 3 semester hours at a college or university in a course leading towards certification in a field where there is critical shortage of certified teachers may be reimbursed \$300 per course. For 2026-2027, those fields of critical shortage are Bilingual/English as a Second Language, Special Education (elementary and secondary), Career and Technical Education (including technology applications and computer science), English Language Arts and Reading.

Irving ISD does not have a reimbursement program to receive a master's. However, there are certain graduate courses that are reimbursable under the following conditions: Employees who earn at least 3 hours for a course completed beyond their master's degree in any specific teaching field in which high school dual enrollment credit is given may be reimbursed \$300 per course. The purpose of this reimbursement program is to increase the number of qualified teachers to teach dual enrollment courses at the high school level. Teachers of dual enrollment courses must have a master's degree plus at least 18 hours in the subject area taught.

Employees receiving this incentive will be **required to commit to Irving ISD one (1) school year** after the course is reimbursed. If the employee should leave Irving ISD, they will be required to reimburse the district for courses paid for.

Grant Funding

Compensation resulting from grants awarded after the adoption of salary schedules will be subject to compensation review and approval from the Superintendent or designee and Human Resources.

Incentives and Reimbursements (cont'd)

Reimbursement of Local Leave Upon Retirement [Pay Code 370]

The following leave provisions shall apply to local leave earned beginning on the original effective date of this program. An employee who retires from the District shall be eligible for payment for accumulated local leave* and/or Exemplary Attendance Days under the following conditions:

1. The employee is retiring from TRS voluntarily and is not being discharged or non-renewed from Irving ISD.
2. The employee must provide the Office of Human Resources with written notice of intent to retire at least one (1) month in advance of their last workday.
3. The employee is eligible for retirement benefits from the Teacher Retirement System of Texas (TRS).
4. The effective date of the resignation is the employee's last workday as scheduled on the employment dates of the school calendar.
5. The employee seeking reimbursement for local sick leave must have a balance of at least 15 state personal leave days. Please note that once the employee and supervisor have signed the Leave Request Form, it may not be changed. (i.e., an employee cannot elect to use sick days and later request to change them to personal days. These requests will be denied.) It is the responsibility of the employee to verify the absences are reported correctly.
6. All Exemplary Attendance Days are eligible for buyback upon retirement.

*Unused non-duty days are not eligible for reimbursement

The employees shall be reimbursed for each day of local leave at a rate of \$100 per day up to a maximum of 60 days; and Exemplary Attendance days may be sold in addition to local days, at the same rate. Payment shall be made on the check run following the employee's final paycheck. The employee's balance of local leave shall be reduced to zero upon payment.

The rate established by the Board shall be in effect until the Board adopts a new rate. Any changes to the rate shall apply beginning the school year following the adoption rate change.

Retire/Rehires who are resigning from the district shall not be eligible for this program.

Exceptions

If the death of an employee occurs after the employee becomes eligible for participation in this plan, payment shall be made to the beneficiary listed.

Incentives and Reimbursements (cont'd)

Transportation Department

Funding Source: Transportation Budget

Perfect Attendance

[Pay Code XX]

This incentive is available to drivers and monitors with perfect attendance and work the full semester, beginning on the first day of the semester. Perfect attendance means the employee must not miss any scheduled workdays. Being absent, regardless of the reason, disqualifies the employee from receiving the incentive.

- Total Yearly Incentive: \$600
 - \$300 awarded in January for the Fall
 - \$300 awarded in June for the Spring

Mechanic Pathways - Automobile Service Excellence [ASE] Certification

Level 1 - \$3.00 per hour pay increase after passing all nine [9] Automobile & Light Truck Certification tests.

[Pay Code XX]

- * A1 – Engine Repair (50 scored questions)
- * A2 – Automatic Transmission/Transaxle (50)
- * A3 – Manual Drive Train & Axles (40)
- * A4 – Suspension & Steering (40)
- * A5 – Brakes (45)
- * A6 – Electrical/Electronic Systems (50)
- * A7 – Heating & Air Conditioning (50)
- * A8 – Engine Performance (50)
- * A9 – Light Vehicle Diesel Engines (50)

Level 2 - Additional \$3.00 per hour increase after passing all seven [7] School Bus Certification tests.

[Pay Code XX]

- * S1 – Body Systems & Special Equipment (50 scored questions)
- * S2 – Diesel Engines (55)
- * S3 – Drive Train (45)
- * S4 – Brakes (50)
- * S5 – Suspension & Steering (50)
- * S6 – Electrical/Electronic Systems (45)
- * S7 – Air Conditioning Systems & Controls (45)

TOPIC

Consider Approval Of Technical Assistance For The Implementation Of High-Quality Instructional Materials And Instructional Leadership Support Materials For K-5 Math, K-5 RLA And Secondary Math

PRESENTED BY

ANGEL ROSADO

BACKGROUND

In March of 2026 Irving ISD was awarded the Learning Acceleration Support Opportunities (LASO) Cycle 4 Leadership and Instructional Foundations for Texas (LIFT) Grant. This grant is for school districts that will be implementing approved instructional materials in K-5 RLA, K-5 Math and Secondary Math/RLA in the school year 2026-2027.

The intent of the grant is to provide funds for technical assistance to support the high-fidelity implementation of high-quality instructional materials (HQIM) and instructional leadership support to create effective and sustainable learning environments for all students, purchase of provider services, professional learning, and support for school districts that will be implementing approved instructional materials.

The LASO LIFT grant is to be spent on product supports and implementation support from approved providers, professional learning, and salaries and stipends to support grant activities, materials and supplies needed to support the collective learning series, and other allowable grant expenses from March 2026- to August 2027.

FUNDING SOURCE

The LASO LIFT Grant

COSTS

Estimated \$3,090,000.00

ADMINISTRATIVE RECOMMENDATION

The Administration Recommends the Board Approve for the technical assistance for the implementation of high-quality instructional materials and instructional leadership support Materials for K-5 Math, K-5 RLA and Secondary Math from March 2026 to August 2027.

RECOMMENDED BOARD MOTION

I Move the Board Approve the technical assistance for the implementation of high-quality instructional materials and instructional leadership support Materials for K-5 Math, K-5 RLA and Secondary Math from March 2026 to August 2027.

AGENDA SHEET

MEETING DATE

Monday, June 8, 2026

TOPIC

Consider Approval Of Technical Assistance For The Implementation Of High-Quality Instructional Materials And Instructional Leadership Support Materials For K-5 Math, K-5 RLA And Secondary Math

ITEM NO.

RECOMMENDED VENDORS

The Purchases Will Be Made Through Vendors Approved Through (TEA) And District RFP And Approved Cooperatives

CONTRACT TYPE

LASO LIFT Grant

CONTRACT TERM OR ONE TIME PURCHASE

2026-2027

SOLE SOURCE VENDOR & DOCUMENTATION

N/A

VENDOR IS AT LEAST 51% WOMAN OR MINORITY BUSINESS

No

Monday, June 8, 2026

TOPIC

Consider Approval Of The Award For Request For Cooperative Quote (RFQ) No. 26-21-880 For The Purchase Of Student Data Management System

PRESENTED BY

ANGEL ROSADO

BACKGROUND

On May 1, 2026, Irving ISD received two (2) proposals in response to Request for Quote (RFQ) No. 26-21-880 for the Purchase of Language Proficiency Assessment Committee (LPAC) Student Data Management System. Following the evaluation of proposals by the Bilingual, ESL and Language Services Department, Curriculum Associates (dba/Ellevation) was the only vendor to offer the ability to conduct and store LPAC meetings and Emergent Bilingual student information and meet the specifications for an LPAC student data management system. The Administration therefore recommends that the Board Approve the Award of RFQ No. 26-21-880 for the Purchase of LPAC Student Data Management System to Curriculum Associates. The initial order will be for one (1) year with a cost of \$195,860.75. Subsequent orders for subscription and maintenance will cost \$195,860.75 per year with a total cost of \$587,582.25 over 3 years.

FUNDING SOURCE

Various Local Funds

COSTS

Estimated \$587,582.25 Over Three (3) Years

ADMINISTRATIVE RECOMMENDATION

The Administration Recommends Approval of the Award for Request for Quote (RFQ) No. 26-21-880 for the Purchase of Student Data Management System to Curriculum Associates (dba/Ellevation).

RECOMMENDED BOARD MOTION

I Move that the Board Approve the Award for Request for Quote (RFQ) No. 26-21-880 for the Purchase of Student Data Management System to Curriculum Associates (dba/Ellevation).

AGENDA SHEET

MEETING DATE

Monday, June 8, 2026

TOPIC

Consider Approval Of The Award For Request For Cooperative Quote (RFQ) No. 26-21-880 For The Purchase Of Student Data Management System

ITEM NO.

RECOMMENDED VENDORS

Curriculum Associates (Dba/Ellevation)

CONTRACT TYPE

Request For Cooperative Quote

CONTRACT TERM OR ONE TIME PURCHASE

Up To Three Years

SOLE SOURCE VENDOR & DOCUMENTATION

N/A

VENDOR IS AT LEAST 51% WOMAN OR MINORITY BUSINESS

No

CONSENT AGENDA ITEM

Monday, June 8, 2026

TOPIC

Consider Acceptance Of Gifts And Donations To The District

PRESENTED BY

FERNANDO NATIVIDAD

BACKGROUND

Donations received during the month of April 2026

ADMINISTRATIVE RECOMMENDATION

Administration recommends acceptance of gifts and donations to the district

RECOMMENDED BOARD MOTION

I move the Board approve the acceptance of Gifts and Donations to the District

AGENDA SHEET

MEETING DATE

Monday, June 8, 2026

TOPIC

Consider Acceptance Of Gifts And Donations To The District

June 2026 DONATIONS
(Period of April 2026)

<u>SCHOOL/DEPT</u>	<u>DESCRIPTION</u>	AMOUNT
Thomas Haley Elementary	Donor: Creative Visions Social Services Grant Funds -Youth Mentoring Program	\$2,000
		TOTAL \$2,000

DONATIONS & GIFTS
Beginning September 2025- Ending August 2026

Month	2025-2026 Monthly Total	2025-2026 YTD Total	Month	2024-2025 Monthly Total	2024-2025 YTD Total
September	\$1,260.00	\$1,260.00	September	\$10,900.00	\$10,900.00
October	\$2,330.00	\$3,590.00	October	\$14,154.00	\$25,054.00
November	\$200.00	\$3,790.00	November	\$10,080.00	\$35,134.00
December	\$0.00	\$3,790.00	December	\$100.00	\$35,234.00
January	\$0.00	\$3,790.00	January	\$0.00	\$0.00
February	\$1,349.00	\$5,139.00	February	\$99.00	\$35,333.00
March	\$1,710.00	\$6,849.00	March	\$200.00	\$35,533.00
April	\$2,000.00	\$8,849.00	April	\$25,000.00	\$60,533.00
May	\$0.00	\$8,849.00	May	\$5,280.00	\$65,813.00
June			June	\$0.00	\$65,813.00
July			July	\$3,900.00	\$69,713.00
August			August	\$2,000.00	\$71,713.00

REPORTS

Monday, June 8, 2026

TOPIC

WRITTEN REPORTS

PRESENTED BY

FERNANDO NATIVIDAD

BACKGROUND

Division Reports

a. Business Services

. Payroll

.Investment Earnings

.Quarterly Investment Report

AGENDA SHEET

MEETING DATE

Monday, June 8, 2026

TOPIC

WRITTEN REPORTS

JUNE 2026 REPORT FROM DIVISION OF BUSINESS SERVICES

BUSINESS SERVICES

Payroll for May 2026 was paid as follows:

	<u>GROSS PAY</u>	<u>BENEFITS</u>	<u>TOTAL</u>
Local Maintenance	\$ 19,154,189	\$ 1,899,860	\$ 21,054,050
Special Revenue	\$ 2,316,858	\$ 300,844	\$ 2,617,702
Total	<u>\$ 21,471,047</u>	<u>\$ 2,200,705</u>	<u>\$ 23,671,752</u>

INVESTMENT EARNINGS REPORT

	<u>APRIL 2026</u>	<u>YEAR TO DATE</u>
Local Maintenance	\$ 377,019.00	\$ 4,137,828
Federal Programs	\$ 103,038.00	\$ 868,331
Interest & Sinking	\$ 24,929.00	\$ 96,725
Capital Projects	\$ 1,480,140.00	\$ 12,473,616
Internal Service	\$ 7,758.00	\$ 65,380
Total All Funds	<u>\$ 1,992,884.00</u>	<u>\$ 17,641,880</u>

Irving Independent School District

Investment Report

For The Quarter Ended February 28, 2026


This report summarizes the investment position of Irving Independent School District for the quarter and year ended February 28, 2026.

	2/28/2026	8/31/2025	2/28/2025
Book Value	689,736,407	644,920,165	600,444,598
Market Value	689,755,331	644,889,344	600,410,368
Par Value	689,736,407	644,920,165	600,444,598
Change in Market Value	(85,240)	66,316	(4,697)
Portfolio Yield-to-Maturity @ Cost	3.866	4.225	4.580
Portfolio Weighted Average Maturity (WAM)	7.76	13.53	1.51
Yield-to-Maturity of 6 Month CD	3.695	3.810	4.330
Yield-to-Maturity of 6 Month Treasury Bill	3.616	3.763	4.266
Yield-to-Maturity of 1 Year Treasury Bill	3.475	3.591	4.143
Yield-to-Maturity of 2 Year Treasury Bill	3.375	3.489	4.242
Yield-to-Maturity of 3 Year Treasury Bill	3.377	3.486	4.314
Accrued Interest Ending Balance	19,800	16,554	1,375

This report is presented in accordance with the Texas Government Code Title 10 Section 2256.023. The below signed hereby certify that, to the best of their knowledge on the date this report was created, Irving Independent School District is in compliance with the provision of Government Code 2256 and with the stated policies and strategies of Irving Independent School District.



Fernando Natividad
Chief Financial Officer



Mahdia Latee
Director of Business Operations



MiEisha Runnels
Accounting Supervisor

TO: Fernando Natividad, Chief Financial Officer

FROM: Mahdia Lalee, Director of Business Operations

RE: Investment Report for Quarter and Year Ended February 28, 2026

On February 28, 2026 the district held \$689,736,407 within the following investments and the percentage to the total portfolio.

	AS OF 02/28/26		AS OF 11/30/2025		QUARTERLY CHANGE	
Certificates of Deposit	-	0.00%	-	0.00%	-	0.00%
Local Government Investment Pools	672,780,823	97.54%	625,073,019	96.92%	47,707,805	7.63%
US Agencies	4,000,000	0.58%	7,000,000	1.09%	(3,000,000)	-42.86%
Money Market Account	12,955,584	1.88%	12,847,146	1.99%	108,438	0.84%
Total	689,736,407		644,920,165		44,816,242	6.95%
	AS OF 11/30/2025		AS OF 08/31/2025		QUARTERLY CHANGE	
Certificates of Deposit	-	0.00%	-	0.00%	-	0.00%
Local Government Investment Pools	625,073,019	96.92%	658,191,179	97.88%	(33,118,160)	-5.03%
May-25	7,000,000	1.09%	1,500,000	0.22%	5,500,000	366.67%
Money Market Account	12,847,146	1.99%	12,726,868	1.89%	120,279	0.95%
Total	644,920,165		672,418,047		(27,497,882)	-4.09%
	AS OF 08/31/2025		AS OF 05/31/2025		QUARTERLY CHANGE	
Certificates of Deposit	-	0.00%	-	0.00%	-	0.00%
Local Government Investment Pools	658,191,179	97.88%	512,497,615	97.32%	145,693,564	28.43%
US Agencies	1,500,000	0.22%	1,500,000	0.28%	-	0.00%
Money Market Account	12,726,868	1.89%	12,600,235	2.39%	126,632	1.00%
Total	672,418,047		526,597,851		145,820,196	27.69%
	AS OF 05/31/2025		AS OF 02/28/2025		QUARTERLY CHANGE	
Certificates of Deposit	-	0.00%	-	0.00%	-	0.00%
Local Government Investment Pools	512,497,615	97.32%	586,470,764	97.67%	(73,973,149)	-12.61%
US Agencies	1,500,000	0.28%	1,500,000	0.25%	-	0.00%
Money Market Account	12,600,235	2.39%	12,473,833	2.08%	126,402	1.01%
Total	526,597,851		600,444,598		(73,846,747)	-12.30%
	AS OF 02/28/26		AS OF 02/28/2025		YEARLY CHANGE	
Certificates of Deposit	-	0.00%	-	0.00%	-	0.00%
Local Government Investment Pools	672,780,823	97.54%	586,470,764	97.67%	86,310,059	14.72%
US Agencies	4,000,000	0.58%	1,500,000	0.25%	2,500,000	166.67%
Money Market Account	12,955,584	1.88%	12,473,833	2.08%	481,750	3.86%
Total	689,736,407		600,444,598		89,291,809	14.87%

The following investments reflect the weighted average maturity (WAM) for the previous quarters indicated below.

Quarter Ended	Certificates of Deposit	Local Government Investment Pools	Money Market Acct	US Agency	Average WAM
FEB 2026	0.00	0.975	0.02	6.77	7.76
NOV 2025	0.00	0.979	0.02	12.53	13.53
AUG 2025	0.00	0.979	0.02	0.05	1.05
MAY 2025	0.00	0.973	0.02	0.33	1.32
FEB 2025	0.00	0.977	0.02	0.52	1.51

DAYS TO MATURITY

Quarter Ended	Certificates of Deposit	Local Government Investment Pools	Money Market Acct	US Agency
FEB 2026	0	1	1	1167
NOV 2025	0	1	1	1155
AUG 2025	0	1	1	22
MAY 2025	0	1	1	114
FEB 2025	0	1	1	206

Overall, the weighted average yield to maturity at cost for the district's portfolio is as follows:

Quarter Ended	Certificates of Deposit	Local Government Investment Pools	Money Market Acct	US Agency	Total
FEB 2026	0.000	3.871	3.613	3.900	3.866
NOV 2025	0.000	4.240	3.613	4.007	4.225
AUG 2025	0.000	4.397	4.050	5.020	4.392
MAY 2025	0.000	4.424	4.050	5.020	4.417
FEB 2025	0.000	4.589	4.122	5.020	4.580

The following table is agency balances per period indicated by fund

Quarter Ended	Fund 199	Fund 599	Fund 671	Fund 674	Total
FEB 2026	4,000,000	-	-	-	4,000,000
NOV 2025	7,000,000	-	-	-	7,000,000
AUG 2025	1,500,000	-	-	-	1,500,000
MAY 2025	1,500,000	-	-	-	1,500,000
FEB 2025	1,500,000	-	-	-	1,500,000

For the quarter ended February 28, 2026 the following data provides a comparison to prior year by fund and by security type. The change from the prior year was a 14.87% increase in the amount of \$89,291,809 the change from the prior quarter was a 6.95% increase in the amount of \$44,816,242

FEBRUARY 2029

Fund	Money Market Account	Certificates of Deposit	Local Government Investment Pools	US Agencies	Total
199	12,955,584	-	154,333,097	4,000,000	171,288,681
240			33,057,146		33,057,146
599			8,034,338		8,034,338
679			474,867,237		474,867,237
681					-
682					-
687					-
771			2,489,005		2,489,005
Total	12,955,584	-	672,780,823	4,000,000	689,736,407
% to Total	1.88%	0.00%	97.54%	0.58%	

FEBRUARY 2025

Fund	Money Market Account	Certificates of Deposit	Local Government Investment Pools	US Agencies	Total
199	12,473,833	-	170,379,542	1,500,000	184,353,376
240			31,685,262		31,685,262
599			3,947,294		3,947,294
679			378,072,956		378,072,956
681					-
682					-
687					-
771			2,385,710		2,385,710
Total	12,473,833	-	586,470,764	1,500,000	600,444,598
% to Total	2.08%	0.00%	97.67%	0.25%	

YEARLY CHANGE

Fund	Money Market Account	Certificates of Deposit	Local Government Investment Pools	US Agencies	Total
199	481,750	-	(16,046,445)	2,500,000	(13,064,694)
240	-	-	1,371,884	-	1,371,884
599	-	-	4,087,044	-	4,087,044
679	-	-	96,794,281	-	96,794,281
May-25	-	-	-	-	-
682	-	-	-	-	-
687	-	-	-	-	-
771	-	-	103,295	-	103,295
Total	481,750	-	86,310,059	2,500,000	89,291,809
% to Total	0.54%	0.00%	96.66%	2.80%	

YEARLY CHANGE

Fund	Money Market Account	Certificates of Deposit	Local Government Investment Pools	US Agencies	Total
199	3.86%	0.00%	-9.42%	166.67%	-7.09%
240	0.00%	0.00%	4.33%	0.00%	4.33%
599	0.00%	0.00%	103.54%	0.00%	103.54%
679	0.00%	0.00%	25.60%	0.00%	25.60%
681	0.00%	0.00%	0.00%	0.00%	0.00%
682	0.00%	0.00%	0.00%	0.00%	0.00%
687	0.00%	0.00%	0.00%	0.00%	0.00%
771	0.00%	0.00%	4.33%	0.00%	4.33%
Total	3.86%	0.00%	14.72%	166.67%	14.87%

FEBRUARY 2026

Fund	Money Market Account	Certificates of Deposit	Local Government Investment Pools	US Agencies	Total
199	12,955,584	-	154,333,097	4,000,000	171,288,681
240			33,057,146		33,057,146
599			8,034,338		8,034,338

679			474,867,237		474,867,237
681					-
682					-
687					-
771			2,489,005		2,489,005
Total	12,955,584	-	672,780,823	4,000,000	689,736,407
% to Total	1.88%	0.00%	97.54%	0.58%	

NOVEMBER 2025

Fund	Money Market Account	Certificates of Deposit	Local Government Investment Pools	US Agencies	Total
199	12,847,146	-	117,702,903	7,000,000	137,550,049
240			32,742,638		32,742,638
599			1,812,836		1,812,836
679			470,349,318		470,349,318
681					-
682					-
687					-
771			2,465,324		2,465,324
Total	12,847,146	-	625,073,019	7,000,000	644,920,165
% to Total	1.86%	0.00%	90.62%	1.01%	

QUARTERLY CHANGE

Fund	Money Market Account	Certificates of Deposit	Local Government Investment Pools	US Agencies	Total
199	108,438	-	36,630,195	(3,000,000)	33,738,632
240	-	-	314,508	-	314,508
599	-	-	6,221,502	-	6,221,502
679	-	-	4,517,919	-	4,517,919
681	-	-	-	-	-
682	-	-	-	-	-
687	-	-	-	-	-
771	-	-	23,681	-	23,681
Total	108,438	-	47,707,805	(3,000,000)	44,816,242
% to Total	0.24%	0.00%	106.45%	-6.69%	

QUARTERLY CHANGE

Fund	Money Market Account	Certificates of Deposit	Local Government Investment Pools	US Agencies	Total
199	0.84%	0.00%	31.12%	-42.86%	24.53%
240	0.00%	0.00%	0.96%	0.00%	0.96%
599	0.00%	0.00%	343.19%	0.00%	343.19%
679	0.00%	0.00%	0.96%	0.00%	0.96%
681	0.00%	0.00%	0.00%	0.00%	0.00%
682	0.00%	0.00%	0.00%	0.00%	0.00%
687	0.00%	0.00%	0.00%	0.00%	0.00%
771	0.00%	0.00%	0.96%	0.00%	0.96%
Total	0.84%	0.00%	7.63%	-42.86%	6.95%

The following tables are interest earned, amount changes and percentage changes from the prior year for the periods indicated.

		Month	Month	Month	Quarter	Quarter	Fiscal YTD
	Fund	DEC 2025	JAN 2026	FEB 2026	SEP - NOV 2025	DEC - FEB 2026	SEP 2025- AUG 2026
Local Maintenance	199	474,557	576,661	602,072	1,594,093	1,653,290	3,247,384
Federal Programs	240	110,546	107,716	96,246	344,605	314,508	659,113
Interest & Sinking	599	5,976	5,823	15,546	18,755	27,344	46,099
Capital Projects	600s	1,588,003	1,547,340	1,382,577	4,950,269	4,517,919	9,468,188
Internal Service	771	8,323	8,110	7,247	25,947	23,681	49,627
Total		2,187,406	2,245,650	2,103,687	6,933,669	6,536,742	13,470,411

		Month	Month	Month	Quarter		Fiscal YTD
	Fund	DEC 2024	JAN 2025	FEB 2025	SEP - NOV 2024	DEC - FEB 2025	SEP 2024- AUG 2025
Local Maintenance	199	554,617	659,191	762,247	1,436,217	1,976,054	3,412,271
Federal Programs	240	126,183	121,614	109,037	392,539	356,834	749,374
Interest & Sinking	599	12,192	11,742	11,702	38,109	35,635	73,744
Capital Projects	600s	1,505,637	1,451,117	1,301,046	4,683,834	4,257,799	8,941,633
Internal Service	771	9,501	9,157	8,210	29,556	26,868	56,423
May-25		2,208,129	2,555,205	2,566,818	6,682,626	7,750,539	13,233,446

From Prior Year							
		Month	Month	Month	1st Quarter	2nd Quarter	Fiscal YTD
	Fund	Change	Change	Change	Change	Change	Change
Local Maintenance	199	(80,060)	(82,529)	(160,175)	157,877	(322,764)	(164,887)
Federal Programs	240	(15,637)	(13,898)	(12,791)	(47,934)	(42,327)	(90,261)
Interest & Sinking	599	(6,216)	(5,919)	3,844	(19,354)	(8,291)	(27,645)
Capital Projects	600s	82,366	96,223	81,531	266,434	260,120	526,554
Internal Service	771	(1,177)	(1,046)	(963)	(3,609)	(3,187)	(6,796)
Total		(20,724)	(7,170)	(88,554)	353,414	(116,448)	236,965

From Prior Year							
		Month	Month	Month	1st Quarter	2nd Quarter	Fiscal YTD
	Fund	Change	Change	Change	Change	Change	Change
Local Maintenance	199	-14%	-13%	-21%	11%	-16%	-5%
Federal Programs	240	-12%	-11%	-12%	-12%	-12%	-12%
Interest & Sinking	599	-51%	-50%	33%	-51%	-23%	-37%
Capital Projects	600s	5%	7%	6%	6%	6%	6%
Internal Service	771	-12%	-11%	-12%	-12%	-12%	-12%
Total		-1%	0%	-3%	5%	-2%	2%

The following table is accrued interest as indicated for the quarter ended February 28, 2026

Description	CUSIP	Settlement Date	YTM @ Cost	Book Value	Ending Market Value	Maturity Date	Accrued Interest
FHLMC 0.375% 09/23/25	3136GATP4	09/29/25	4.0500	2,000,000	2,019,609	09/19/29	19,800
Total				2,000,000	2,019,609		19,800

Over the current month and previous twelve months, the interest earned is as follows:

Month	Local Maintenance	Federal Programs	Interest & Sinking	Capital Projects	Internal Service	Total	Quarter-To-Date	Fiscal Year-To-Date
FEB 2026	602,072	96,246	15,546	1,382,577	7,247	2,103,687	6,536,742	13,470,411
JAN 2026	576,661	107,716	5,823	1,547,340	8,110	2,245,650		
DEC 2025	474,557	110,546	5,976	1,588,003	8,323	2,187,406		
NOV 2025	461,053	110,326	5,988	1,584,838	8,307	2,170,512	6,933,669	6,933,669
OCT 2025	572,589	118,263	6,429	1,698,851	8,904	2,405,035		
SEP 2025	560,452	116,016	6,338	1,666,580	8,735	2,358,122		
AUG 2025	521,523	120,563	9,829	1,745,786	9,078	2,406,779	6,107,078	14,564,098
JUL 2025	262,854	120,557	14,917	1,438,503	9,077	1,845,908		
JUN 2025	329,514	116,127	14,361	1,385,645	8,744	1,854,391		
MAY 2025	437,897	119,722	14,804	1,428,540	9,014	2,009,977	6,264,778	8,457,020
APR 2025	512,632	116,163	14,364	1,386,078	8,746	2,037,984		
MAR 2025	645,834	119,638	14,799	1,427,538	9,008	2,216,817		
FEB 2025	762,247	109,037	11,702	1,301,046	8,210	2,192,242	2,192,242	2,192,242

The average monthly rates as per each local government investment pool have shown fluctuations during the periods indicated.

Month	TexasClass	LOGIC	TexStar	LoneStar	TexPool
FEB 2026	3.802	3.808	3.677	3.670	3.681
JAN 2026	3.855	3.863	3.707	3.700	3.710
DEC 2025	3.969	3.952	3.825	3.810	3.827
NOV 2025	4.107	4.090	3.980	3.970	3.989
OCT 2025	4.275	4.242	4.116	4.140	4.142
SEP 2025	4.350	4.332	4.214	4.250	4.252
AUG 2025	4.390	4.394	4.286	4.310	4.305
JUL 2025	4.402	4.411	4.284	4.300	4.312
JUN 2025	4.407	4.410	4.295	4.310	4.297
MAY 2025	4.408	4.422	4.295	4.300	4.308
APR 2025	4.436	4.451	4.329	4.330	4.336
MAR 2025	4.438	4.464	4.339	4.330	4.335
FEB 2025	4.494	4.501	4.363	4.350	4.356

Overall, the weighted average yield to maturity at cost for the district's portfolio is as follows:

Quarter Ended	Certificates of Deposit	Local Government Investment Pools	Money Market Acct	US Agency	Total
FEB 2026	0.000	3.871	3.613	3.900	3.866
NOV 2025	0.000	4.240	3.613	4.007	4.225
AUG 2025	0.000	4.397	4.050	5.020	4.392
MAY 2025	0.000	4.424	4.050	5.020	4.417
FEB 2025	0.000	4.589	4.122	5.020	4.580

Historically, the ending portfolio balances per type is as follows:

Month	Certificates of Deposit	Local Government Investment Pools	Money Market Acct	US Agency	Total
FEB 2026	-	672,780,823	12,955,584	4,000,000	689,736,407
NOV 2025	-	625,073,019	12,847,146	7,000,000	644,920,165
AUG 2025	-	658,191,179	12,726,868	1,500,000	672,418,046
MAY 2025	-	512,497,615	12,600,235	1,500,000	526,597,851
FEB 2025	-	586,470,764	12,473,833	1,500,000	600,444,598

Irving Independent School District
Investment Report - by Fund
For the Quarter Ended in February 28, 2026

Description	CUSIP	Settlement Date	YTM@ Cost	Face Amt/ Shares	Market Price	Market Value	Cost Value	Book Value	Maturity Date	Days To Maturity	% of Portfolio
199 - General Operating											
FNMA 4.05% 9/19/29	3136GATP4	9/29/25	4.050	2,000,000.00	100	2,019,609.38	2,000,000.00	2,000,000.00	9/19/29	1298	0.29%
USTN 3.75% 12/31/28	9128CJR3	9/25/25	3.750	2,000,000.00	100	1,999,315.00	2,000,000.00	2,000,000.00	12/31/28	1036	0.29%
Prosperity Bank MMA	MMA	8/22/18	2.900	1,265,418.65	100	1,265,418.65	1,265,418.65	1,265,418.65	3/1/26	1	0.18%
Landing Rock MMA	MMA	12/11/20	3.690	11,690,165.22	100	11,690,165.22	11,690,165.22	11,690,165.22	3/1/26	1	1.69%
LOGIC	LGIP	12/3/10	3.874	10,097,936.66	100	10,097,936.66	10,097,936.66	10,097,936.66	3/1/26	1	1.46%
Lone Star	LGIP	8/31/08	3.727	6,439,369.20	100	6,439,369.20	6,439,369.20	6,439,369.20	3/1/26	1	0.93%
TexasCLASS	LGIP	8/31/08	3.875	126,050,771.25	100	126,050,771.25	126,050,771.25	126,050,771.25	3/1/26	1	18.28%
TexPool	LGIP	3/13/20	3.739	1,207,925.45	100	1,207,925.45	1,207,925.45	1,207,925.45	3/1/26	1	0.18%
TexSTAR	LGIP	8/31/08	3.736	10,537,094.86	100	10,537,094.86	10,537,094.86	10,537,094.86	3/1/26	1	1.53%
Sub Total / Average			3.841	171,288,681.29	100	171,307,605.67	171,288,681.29	171,288,681.29		28	24.83%
240 - Food Service											
TexasCLASS	LGIP	8/31/08	3.875	33,057,146.26	100	33,057,146.26	33,057,146.26	33,057,146.26	3/1/26	1	4.79%
Sub Total / Average			3.875	33,057,146.26	100	33,057,146.26	33,057,146.26	33,057,146.26		1	4.79%
599 - Debt Service											
Lone Star	LGIP	8/31/08	3.727	1,016,774.49	100	1,016,774.49	1,016,774.49	1,016,774.49	3/1/26	1	0.15%
TexasCLASS	LGIP	8/13/09	3.875	7,017,563.41	100	7,017,563.41	7,017,563.41	7,017,563.41	3/1/26	1	1.02%
Sub Total / Average			3.856	8,034,337.90	100	8,034,337.90	8,034,337.90	8,034,337.90		1	1.16%
600 - Capital Projects											
TexasCLASS - 640	LGIP	8/9/23	3.875	244,025,980.99	100	244,025,980.99	244,025,980.99	244,025,980.99	3/1/26	1	35.38%
TexasCLASS - 641	LGIP	8/7/25	3.875	230,841,256.07	100	230,841,256.07	230,841,256.07	230,841,256.07	3/1/26	1	33.47%
Sub Total / Average			3.875	474,867,237.06	100	474,867,237.06	474,867,237.06	474,867,237.06		1	68.85%
771 - Workers' Comp											
TexasCLASS	LGIP	8/31/08	3.875	2,489,004.53	100	2,489,004.53	2,489,004.53	2,489,004.53	3/1/26	1	0.36%
Sub Total / Average			3.875	2,489,004.53	100	2,489,004.53	2,489,004.53	2,489,004.53		1	0.36%
Total / Average			3.866	689,736,407.04	100	689,755,331.42	689,736,407.04	689,736,407.04		7.76	100.00%

223

Irving Independent School District
Investment Report - YTM@Cost by Investment Category
For the Quarter Ended in February 28, 2026

Description	CUSIP	Settlement Date	YTM@ Cost	Face Amt/ Shares	Market Price	Market Value	Cost Value	Book Value	Maturity Date	Days To Maturity	% of Portfolio
U.S. Agencies											
FNMA 4.05% 9/19/29	3136GATP4	9/29/25	4.050	2,000,000.00	100	1,999,315.00	2,000,000.00	2,000,000.00	9/19/29	1298	0.29%
USTN 3.75% 12/31/28	9128CJR3	9/25/25	3.750	2,000,000.00	100	2,019,609.38	2,000,000.00	2,000,000.00	12/31/28	1036	0.29%
Sub Total / Average			3.900	4,000,000.00	100	4,018,924.38	4,000,000.00	4,000,000.00		1,167	0.58%
Bank Money Market Account											
Prosperity Bank MMA	MMA	8/22/18	2.900	1,265,418.65	100	1,265,418.65	1,265,418.65	1,265,418.65	3/1/26	1	0.18%
Landing Rock MMA	MMA	12/11/20	3.690	11,690,165.22	100	11,690,165.22	11,690,165.22	11,690,165.22	3/1/26	1	1.69%
Sub Total / Average			3.613	12,955,583.87	100	12,955,583.87	12,955,583.87	12,955,583.87		1	1.88%
Local Government Investment Pools (LGIP)											
LOGIC	LGIP	12/3/10	3.874	10,097,936.66	100	10,097,936.66	10,097,936.66	10,097,936.66	3/1/26	1	1.46%
Lone Star	LGIP	8/31/08	3.727	6,439,369.20	100	6,439,369.20	6,439,369.20	6,439,369.20	3/1/26	1	0.93%
TexasCLASS	LGIP	8/31/08	3.875	126,050,771.25	100	126,050,771.25	126,050,771.25	126,050,771.25	3/1/26	1	18.28%
TexPool	LGIP	3/13/20	3.739	1,207,925.45	100	1,207,925.45	1,207,925.45	1,207,925.45	3/1/26	1	0.18%
TexSTAR	LGIP	8/31/08	3.736	10,537,094.86	100	10,537,094.86	10,537,094.86	10,537,094.86	3/1/26	1	1.53%
TexasCLASS	LGIP	8/31/08	3.875	33,057,146.26	100	33,057,146.26	33,057,146.26	33,057,146.26	3/1/26	1	4.79%
Lone Star	LGIP	8/31/08	3.727	1,016,774.49	100	1,016,774.49	1,016,774.49	1,016,774.49	3/1/26	1	0.15%
TexasCLASS	LGIP	8/13/09	3.875	7,017,563.41	100	7,017,563.41	7,017,563.41	7,017,563.41	3/1/26	1	1.02%
TexasCLASS	LGIP	8/9/23	3.875	244,025,980.99	100	244,025,980.99	244,025,980.99	244,025,980.99	3/1/26	1	35.38%
TexasCLASS	LGIP	8/7/25	3.875	230,841,256.07	100	230,841,256.07	230,841,256.07	230,841,256.07	3/1/26	1	33.47%
TexasCLASS	LGIP	8/31/08	3.875	2,489,004.53	100	2,489,004.53	2,489,004.53	2,489,004.53	3/1/26	1	0.36%
Sub Total / Average			3.871	672,780,823.17	100	672,780,823.17	672,780,823.17	672,780,823.17		1	97.54%
Total / Average			3.866	689,736,407.04	100	689,755,331.42	689,736,407.04	689,736,407.04		7.76	100.00%

224

Irving Independent School District
Investment Report - by Fund and Transactions
For the Quarter Ended In February 28, 2026

Description	CUSIP	Settlement Date	Maturity Date	Beginning Face Amt/ Shares	Increase Holdings	Buy Accrued Interest	Decrease Holdings	Sell Accrued Interest	Ending Face Amt/ Shares	Interest	Bag Mkt Accr Int	End Mkt Accr Int	Diff In Accr Int	Int Earned During Period-BV
199 - General Operating														
FNMA 4.05% 9/19/29	3136GAT4	9/29/25	9/19/29	2,000,000.00	0.00	0.00	0.00	0.00	2,000,000.00	0.00	14,850.00	34,650.00	19,800.00	19,800.00
FHLP 4.15% 9/15/28	3130B7V5	9/29/25	9/15/28	3,000,000.00	0.00	0.00	3,000,000.00	0.00	0.00	47,033.33	21,095.83	0.00	0.00	0.00
USTN 3.75% 12/31/28	9128CJR3	9/25/25	12/31/28	2,000,000.00	0.00	0.00	0.00	0.00	2,000,000.00	0.00	0.00	0.00	0.00	0.00
Prosperity Bank MMA	MMA	8/22/18	12/1/25	1,256,942.43	8,476.22	0.00	0.00	0.00	1,265,418.65	8,476.22	0.00	0.00	0.00	0.00
Landing Rock MMA	MMA	12/11/20	12/1/25	11,590,203.89	99,961.33	0.00	0.00	0.00	11,690,165.22	99,961.33	0.00	0.00	0.00	0.00
LOGIC	LGIP	12/3/10	12/1/25	10,002,042.92	95,893.74	0.00	0.00	0.00	10,097,936.66	95,893.74	0.00	0.00	0.00	0.00
Lone Star	LGIP	8/31/08	12/1/25	6,380,550.18	58,819.02	0.00	0.00	0.00	6,439,369.20	58,819.02	0.00	0.00	0.00	0.00
TexasCLASS	LGIP	8/31/08	12/1/25	89,682,894.94	164,305,976.26	0.00	127,938,099.95	0.00	126,050,771.25	1,243,133.13	0.00	0.00	0.00	0.00
TexPool	LGIP	3/13/20	12/1/25	1,196,851.02	11,074.43	0.00	0.00	0.00	1,207,925.45	11,074.43	0.00	0.00	0.00	0.00
TexSTAR	LGIP	8/31/08	12/1/25	10,440,563.49	96,531.37	0.00	0.00	0.00	10,537,094.86	96,531.37	0.00	0.00	0.00	0.00
Sub Total / Average				137,550,048.87	164,676,732.37	0.00	130,938,099.95	0.00	171,288,681.29	1,660,922.57	35,945.83	34,650.00	19,800.00	19,800.00
240 - Food Service														
TexasCLASS	LGIP	8/31/08	12/1/25	32,742,638.33	314,507.93	0.00	0.00	0.00	33,057,146.26	314,507.93	0.00	0.00	0.00	0.00
Sub Total / Average				32,742,638.33	314,507.93	0.00	0.00	0.00	33,057,146.26	314,507.93	0.00	0.00	0.00	0.00
599 - Debt Service														
Lone Star	LGIP	8/31/08	12/1/25	1,007,486.99	9,287.50	0.00	0.00	0.00	1,016,774.49	9,287.50	0.00	0.00	0.00	0.00
TexasCLASS	LGIP	8/13/09	12/1/25	805,348.72	6,212,214.69	0.00	0.00	0.00	7,017,563.41	18,056.76	0.00	0.00	0.00	0.00
Sub Total / Average				1,812,835.71	6,221,502.19	0.00	0.00	0.00	8,034,337.90	27,344.26	0.00	0.00	0.00	0.00
640 - Capital Projects														
TexasCLASS	LGIP	8/9/23	12/1/25	241,704,301.25	2,321,679.74	0.00	0.00	0.00	244,025,980.99	2,321,679.74	0.00	0.00	0.00	0.00
TexasCLASS	LGIP	8/7/25	12/1/25	228,645,016.71	2,196,239.36	0.00	0.00	0.00	230,841,256.07	2,196,239.36	0.00	0.00	0.00	0.00
Sub Total / Average				470,349,317.96	4,517,919.10	0.00	0.00	0.00	474,867,237.06	4,517,919.10	0.00	0.00	0.00	0.00
771 - Workers' Comp														
TexasCLASS	LGIP	8/31/08	12/1/25	2,465,323.97	23,680.56	0.00	0.00	0.00	2,489,004.53	23,680.56	0.00	0.00	0.00	0.00
Sub Total / Average				2,465,323.97	23,680.56	0.00	0.00	0.00	2,489,004.53	23,680.56	0.00	0.00	0.00	0.00
Total / Average				644,920,164.84	175,754,342.15	0.00	130,938,099.95	0.00	689,736,407.04	6,544,374.42	35,945.83	34,650.00	19,800.00	19,800.00

TOPIC

Facilities Work Order Report

PRESENTED BY

ANDRE SMITH

BACKGROUND

Attached is the monthly report for Department 914 – Facilities, which summarizes all completed and closed work orders for the reporting period.

Maintenance Work Order Report – May 2026 Facilities and School Support Services

Facilities Work Order Brief – May 2026

In May, the Facilities Department completed a total of 789 work orders across Maintenance, Custodial, and Grounds. Vestibule construction continues to make considerable progress, and by the end of May, all vestibules are expected to be completed apart from Singley, MacArthur, and Irving High School. Departments are also operating in high gear preparing campuses and Ellis Stadium for Graduation 2026 ceremonies, ensuring facilities, grounds, lighting, HVAC systems, and event spaces are ready for students, families, and guests.

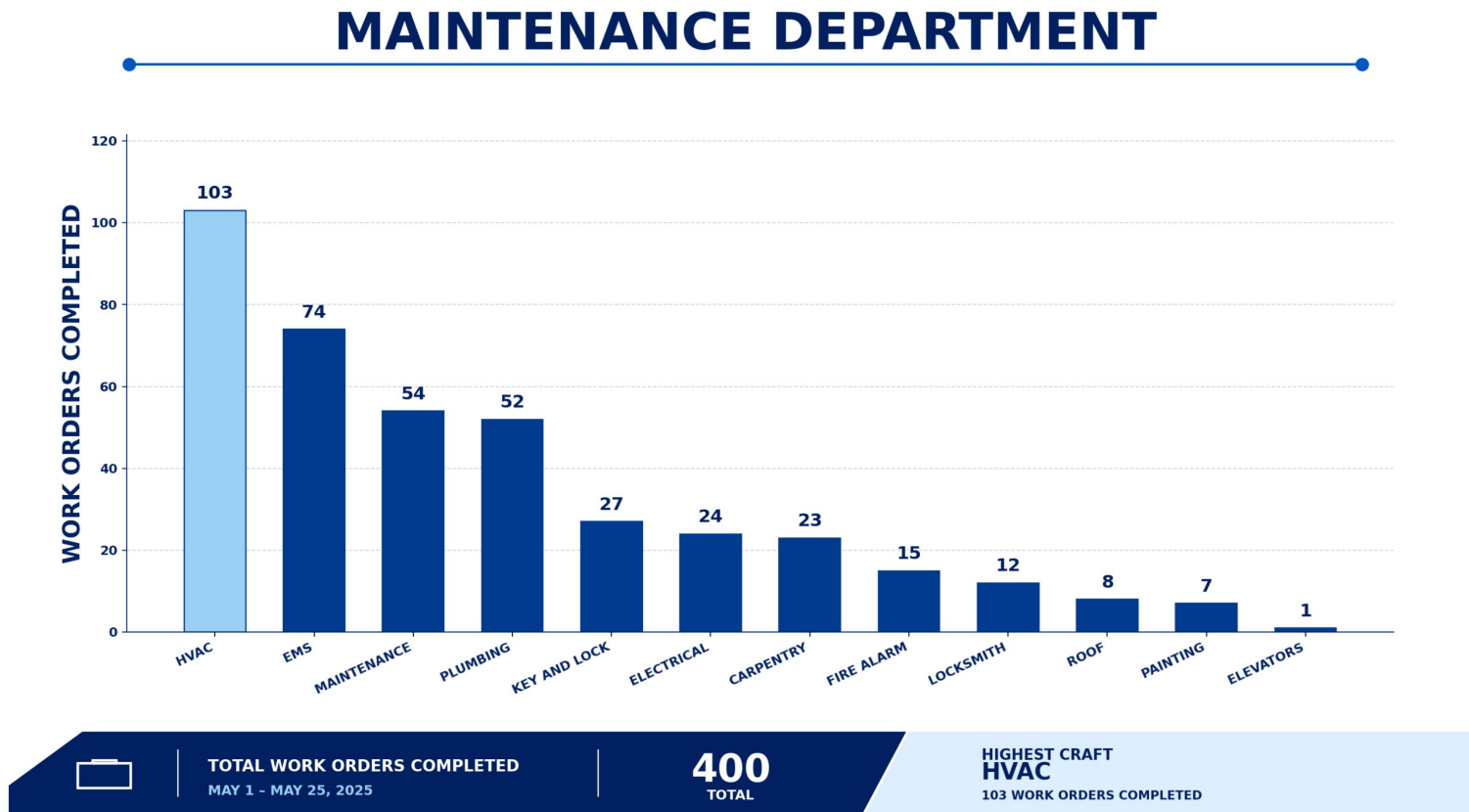
WORK ORDERS COMPLETED BY DEPARTMENT MAY 1 - MAY 25, 2025



Maintenance Department – May 2026

The Maintenance Department completed **400** work orders during the period of May 1 and May 25. This department plays a critical role in maintaining the district’s infrastructure, with responsibilities spanning Bond Replacement Systems, Electrical, HVAC, Plumbing, Preventive Maintenance, Fire Safety Equipment, Kitchen Equipment, Elevators, Public Address Systems, Carpentry, Roofing, Painting, Energy Management, and Locks and Keys.

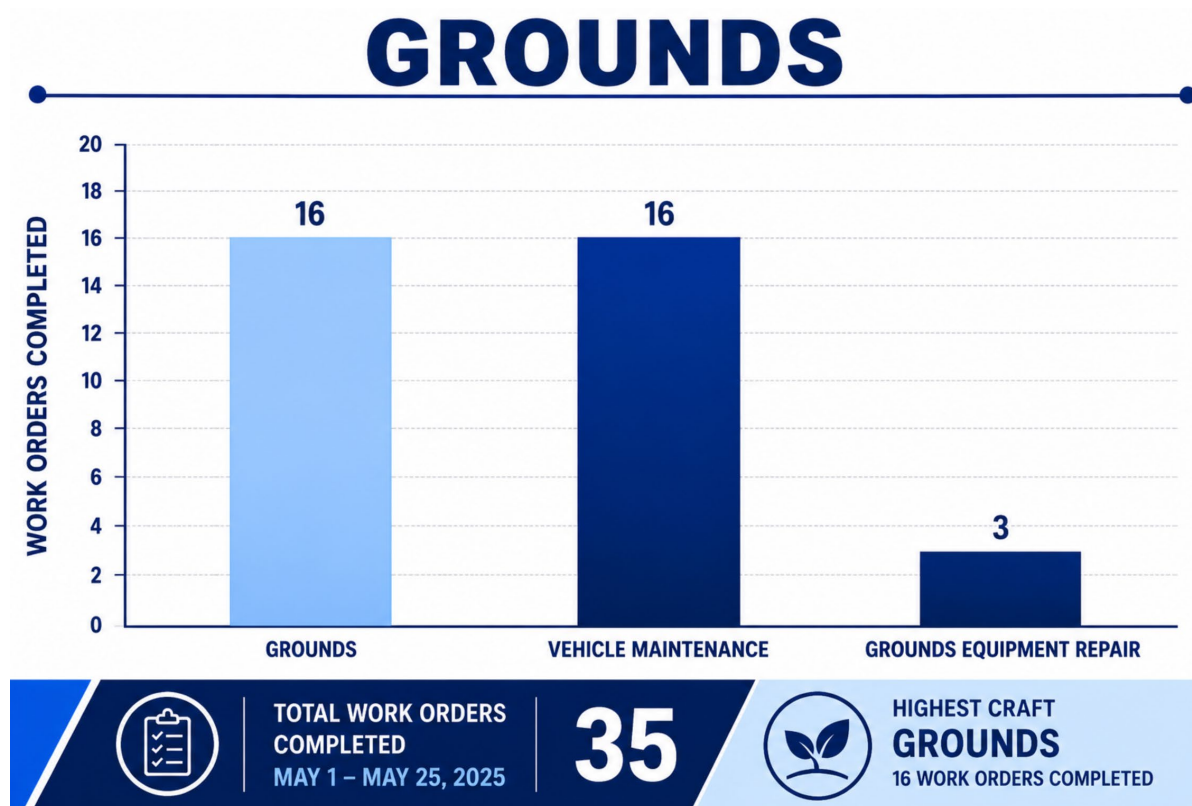
Maintenance Work Orders by Craft



Grounds Department – May 2026

The Grounds Department, which includes Regulatory Compliance, Integrated Pest Management (IPM), and Safety, completed **35** work orders during the period of May 1 and May 25. This team is responsible for maintaining the outdoor areas of all district facilities, including athletic fields, landscaping equipment, and a fleet of 191 maintenance vehicles. The department also oversees pest control, asbestos management, and overall site safety, ensuring that all exterior environments remain safe, functional, and visually well-maintained.

Grounds Work Orders by Craft



229

Custodial Department – May 2026

The Custodial Department completed **354** work orders during the period of May 1 and May 25. This team plays a vital role in supporting district operations through tasks such as furniture relocation, disinfection, and light maintenance.



230

Warehouse – May 2026

Warehouse – Routine Custodial, Food Service, Health Services, and Maintenance Orders processed in May total 353 orders posted in MUNIS and School Dude.

- 98.54% average 3-day delivery time of all supply orders.
- For Delivery, Warehouse, and Surplus Crafts, the warehouse completed 68 School Dude work orders in May. For Internal Delivery and Records Management Crafts the warehouse completed 80 School Dude work orders in May. The warehouse completed 205 MUNIS pick tickets in May. The total completed work orders and pick tickets for May are 353.

The Surplus Warehouse processed one surplus auction that started in the month of May with proceeds of \$955.00.

Document Services – Print Shop - Laserfiche – Project Requests - Work Orders

We received numerous requests to pull HR archival records (to pull and scan files to the Employee Records Repository).

231

Forms Management – Requests and Change Orders

Laserfiche Project and Work Order:

Project Tomorrow and (Digital Process Modernization)

Over the past month, noteworthy progress has been made in expanding the district’s digital infrastructure through the continued development and deployment of electronic forms and automated workflows. Innovative solutions placed into production include Adult Education & Literacy (AEL), Grievances, Parent Education and Community Engagement, Safety Transfer Requests, Criminal Trespass Notices, and Prepaid Expense Requests.

These implementations continue to replace manual, paper-based processes with streamlined digital systems that improve accessibility, ensure consistency, and enhance processing efficiency across departments. Each solution is designed to provide clearer intake, improved data collection, and structured routing, reducing delays and increasing visibility into requests and outcomes.

In addition to new deployments, ongoing enhancements and testing efforts have focused on refining existing systems, strengthening reporting capabilities, and ensuring scalability for future district needs. Collectively, this work represents continued progress in modernizing operational infrastructure and positioning the district for long-term efficiency and data-informed decision-making.

Print Shop / Production Services

The Print Shop experienced a high-volume production period over the past month, with a primary focus on graduation materials. Production of graduation programs is currently in progress and halfway complete, with steady progress being made to meet all upcoming ceremony deadlines.

In addition to graduation-related work, the team continued to support a wide range of district printing needs, successfully balancing large-scale production demands with ongoing daily requests from campuses and departments.

Strategic planning efforts are also underway to evaluate print shop equipment replacement and modernization. Engagement with multiple vendors has begun to explore options that will improve production efficiency, enhance output quality, and ensure long-term sustainability of print operations.

232

Public Information Requests

Public Information Request activity remained consistent throughout the month, with requests processed efficiently and in compliance with statutory timelines. Coordination with departments across the district ensured that responses were accurate, timely, and aligned with legal requirements.

During this period, one request was submitted to the Texas Attorney General's Office for review, following established procedures for requests requiring additional guidance or formal ruling.

Overall, this area continues to operate smoothly, maintaining a strong focus on transparency, responsiveness, and compliance.

Records Management

Records Management operations remained steady over the past month, with continued support provided to campuses and departments in maintaining compliance with records retention requirements. Daily activities included responding to records inquiries, assisting with document retrieval, and reinforcing proper records handling practices.

Efforts to promote consistency in records management standards across both physical and digital environments remain ongoing, supporting improved organization, accessibility, and compliance across the district.

Document Services

Document Services maintained consistent operational support throughout the month, ensuring that document processing, workflow management, and distribution needs were met efficiently.

As the district approaches the summer months, planning efforts are focused on advancing projects that are often reprioritized during the school year. This upcoming period provides an opportunity to concentrate on process improvements, workflow optimization, and system enhancements that will strengthen operations heading into the next academic year.

233

These efforts align with a broader strategy of continuing to modernize and refine the district's operational infrastructure while supporting evolving departmental needs.

GovQA - Public Information & Subpoenas

In May:

For the 2025-2026 school year:

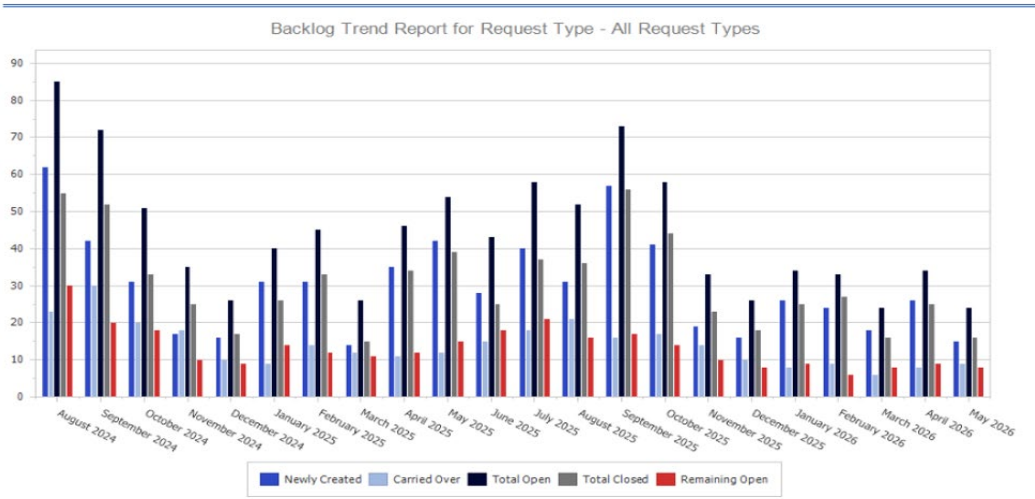
Period Summary

Reporting Period: 5/1/2026 - 5/22/2026
 Request Type: All Request Types
 Department: All Departments
 Group: All Groups
 Run Date: Run Date: 05/22/2026 1:39 PM



Backlog Trend Report

Create Date: 8/1/2024 - 5/22/2026
 Report On: Request Type - All Request Types
 Group Time Frame: Month
 Filter: Assigned Department - All Assigned Departments
 Run Date: 5/22/2026 1:40 PM



ScribOrder - Student Record Requests

In May, 214 student records requests were received.

Order Data Charts

Saved Reports

- Submitted Today
- Submitted This Week
- Submitted This Month

Owner

Any

Date Range

Time Submitted

Begin

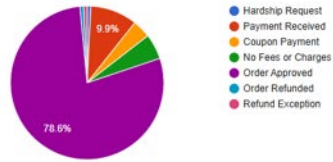
2026-05-01

End

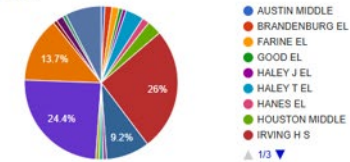
2026-05-22

Run Report

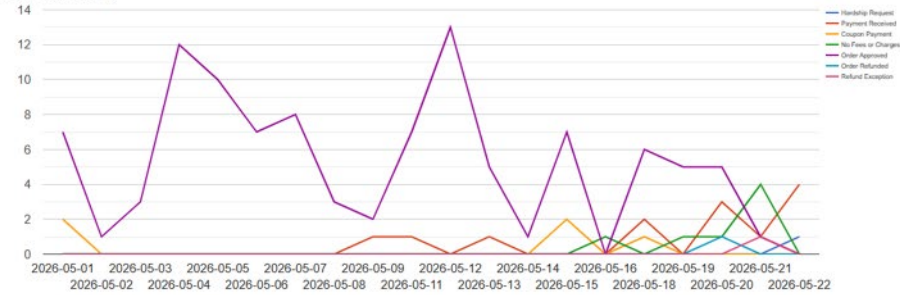
Overall StatusQ



Overall DistributionQ



Status By Date Q

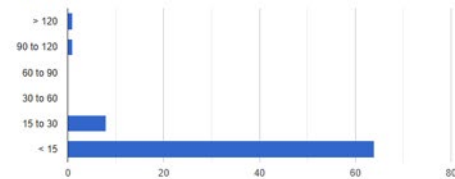


Aging Report

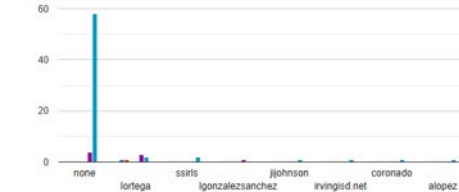
Assigned User

- No User Assigned
-
-
-
- acasas
- acaastro
- administrator
- ahernandez
- alopez-coronado

Overall AgingQ



Aging By UserQ



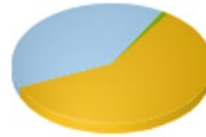
Print Shop - Orders

We received and processed 63 print requests for May; 24,496 B/W & 57,202 Color pages printed. Total billed out (JV) \$17,108 for print services.

SchoolDude – Document and Record Management Work Orders

In May, we received 76 total requests.

Craft Comparisons



- Document Management \$2.00 (This Month)
- Internal Delivery \$108.00 (This Month)
- Records Management \$73.00 (This Month)

236

Summary of Expenditures by Craft

Irving ISD

Custom Period (05/01/2026 - 05/22/2026)

Craft	Labor Hrs	Labor Costs	Material Costs	Sales Tax	Total Costs	WO Count	% of Work (Count)	Avg Hours Per WO	Avg Cost Per WO
Document Management	.08	\$2.00	\$0.00	\$0.00	\$2.00	1.00	1.32%	.08	\$2.00
Internal Delivery	4.48	\$112.00	\$0.00	\$0.00	\$112.00	56.00	73.68%	.08	\$2.00
Records Management	7.12	\$148.00	\$0.00	\$0.00	\$148.00	19.00	25.00%	.37	\$7.79
Grand Totals	11.68	\$262.00	\$0.00	\$0.00	\$262.00	76.00	100.00%	.15	\$3.45