

IRVING INDEPENDENT SCHOOL DISTRICT

Regular - BOARD OF TRUSTEES
7:30 PM

Irving ISD Board Room
2621 West Airport Freeway
Irving, TX 75062
Tuesday, February 17, 2026

A G E N D A

I. CALL TO ORDER FOR 7:30 P.M. REGULAR BOARD MEETING

II. FIRST ORDER OF BUSINESS

- A. Announcement by the Chairperson Whether a Quorum is Present, and that the Meeting has been Duly Called, and that Notice of the Meeting has been Posted in Accordance with the Texas Open Meetings Act. Texas Government Code Chapter 551.
- B. Invocation
- C. Pledge of Allegiance to the American and Texas Flags Presented by Farine ES
- D. Recognition of the Teacher of the Month - Sivakami Periannan, Math Teacher, Irving HS 5
- E. Recognition of the Employee of the Month - Yanira Tiran, Bilingual Pre-K Instructional Aide, Townsell ES 7
- F. Recognition of the Guest Educator of the Month - Leigh Davila, Nominated by Clifton ECS & Kinkeade ECS 9
- G. Special Recognition
 - 1. Recognition of the Elevate Graduates (A. Gomez) 11
 - 2. Recognition of the 2026 Outstanding Professional Learning Award (A. Gomez) 13
 - 3. Recognition of CTE Students Advancing to State in DECA and BPA (A. Gomez) 15
 - 4. Recognition of AP School Honor Roll (A. Gomez) 17
 - 5. Recognition of CREST Award Recipients (A. Gomez) 19
- H. Announcements
 - 1. Administration

- a. Superintendent Announcement(s)
- 2. Board of Trustees
 - a. Individual Trustee Report on IISD Student Activity/Event
- I. Public Comment - Individuals Wishing to Address the Board on Agenda Items.

III. ACTION ITEMS

A. Consider Approval of Consent Agenda Items:

- | | |
|--|-----|
| 1. Consider Approval of Minutes of January 20, 2026, Board Meetings (M. Hernandez) | 21 |
| 2. Consider Approval of Financial Statement for December 2025 (R. Randle) | 32 |
| 3. Consider Approval of the Supplements to the Irving ISD Tax Rolls (R. Randle) | 61 |
| 4. Consider Approval of Resolution and Order No. 25-26-10 Authorizing February Amendment to the 2025-2026 Budget (R. Randle) | 139 |
| 5. Resolution Regarding of Religious Text During the School Day (W. Nute) | 149 |
| 6. Consider Approval of Resolution No. 25-26-12 of the Board of Trustees of the Irving Independent School District Regarding Employee Pay and Delegation of Authority in Connection with January 2026 Winter Storm (W. Nute) | 153 |
| 7. Consider Approval of Renewal of Award and Execute Letter of Engagement for Request for Qualification (RFQ) No. 25-14-735 for the Purchase of Annual Financial Audit Services (A. Brown) | 158 |
| 8. Consider Approval of the Region 10 Multi-Region Purchasing Cooperative (R10MRPC) Interlocal Agreement for the Purchase of Food Products for the 2026-2027 School Year (A. Brown) | 175 |
| 9. Consider Approval of the Renewal of Award for Request for Proposal (RFP) No. 24-14-887 for the Purchase of STEM Curriculum (A. Brown) | 193 |
| 10. Consider Approval of the Renewal of Award for Request for Proposal (RFP) No. 25-29-872 for the Purchase of Training and Consultant Services and Speakers (A. Brown) | 198 |
| 11. Consider Approval of the Purchase of State Board of Education-Approved Texas Bluebonnet Learning K-5 Spanish Reading Language Arts and Math Materials (A. Brown) | 204 |

12. Consider Approval of the Renewal of Award for Request for Proposal (RFP) No. 22-40-914 for the Purchase and Installation of Security Cameras and Related Services (A. Brown)	208
13. Consider Approval of the Award for Request for Proposal (RFP) No. 26-06-914 for the Purchase of Fire Suppression Systems and Related Services (A. Brown)	212
14. Consider Approval of the Renewal of Award for Request for Proposal (RFP) No. 23-26-914 and (RFP) No. 23-26-914A for the Purchase of Plumbing Parts, Supplies, and Related Services (A. Brown)	217
15. Consider Approval of the Renewal of the Award for Request for Proposal (RFP) No. 21-78-892, (RFP) No. 21-78-892(A) and (RFP) No. 21-78-892(B) for Athletic Supplies, Accessories and Services (A. Brown)	222

IV. OTHER BUSINESS

A. Written Reports

1. Division Reports

a. Business Services	229
• Total Tax Collections	
• Payroll	
• Investment Earnings	
• Quarterly Investment Report	
b. Support Services	244
• Monthly Maintenance Work Order Summary Report for February (A. Smith)	
c. Human Resources	

V. EXECUTIVE SESSION - The Board may Recess the Open Meeting and Reconvene in a Closed Meeting Pursuant to the Following Sections of the Texas Government Code and as Authorized by Sections 551.071-551.076 and 551.082-551.084 Therefore of

A. Section 551.071 - To Seek the Advice of the Board's Attorney About:

1. Pending or Contemplated Litigation, Settlement Offer, or Matter Under Investigation.
2. A Matter in Which the Professional Duty of the Attorney to the Board Conflicts with the Applicable Provisions of the Texas Open Meetings Act.

- B. Section 551.072 - To Deliberate the Purchase, Exchange, Sale, Lease or Value of Real Property if such Deliberation in Open Session Would have a Detrimental Effect on the Board's Position in Negotiations with a Third Party.
- C. Section 551.074 - To Deliberate the Appointment, Employment, Resignation, Evaluation, Reassignment, Proposed Nonrenewals, Termination, Duties, Discipline, or Dismissal of a Public Officer or Employee; or to Hear a Complaint or Charge Against an Officer or Employee.

VI. **RECONVENE** from Closed Meeting for Action Relative to Items Covered in Such Meeting.

- A. Consider Action by the Board Related to Pending or Contemplated Litigation, Settlement Offer, or Matter Under Investigation.
- B. Public Comments - Individuals Wishing to Address the Board or Make Comments Regarding Issues Not on the Agenda will be Heard at this Time.

VII. **ADJOURNMENT**

SPECIAL RECOGNITION

Tuesday, February 17, 2026

TOPIC

Recognition Of The Teacher Of The Month - Sivakami Periannan, Math Teacher, Irving HS

PRESENTED BY

JUAN MARTINEZ

BACKGROUND

Ms. Sivakami Periannan has been phenomenal in her pursuit of student growth and performance, and has worked tirelessly to organize her department and foster a culture rooted in a single belief: all students can learn.

Throughout her time at Irving High School, Ms. Periannan has exemplified this belief. Whether teaching Algebra 1, AP Calculus, or offering her talents after school and on the weekends, Ms. Periannan delivers her very best to her students - every class, every day.

As a teacher leader, Ms. Periannan leads from the front. She is a consistent voice for her department and a relentless advocate for Irving High School. Her commitment, professionalism, and dedication to academic excellence are second to none.

Congratulations, Sivakami Periannan, on being Irving ISD's February Teacher of the Month!

AGENDA SHEET

MEETING DATE

Tuesday, February 17, 2026

TOPIC

Recognition Of The Teacher Of The Month - Sivakami Periannan, Math Teacher, Irving HS

SPECIAL RECOGNITION

Tuesday, February 17, 2026

TOPIC

Recognition Of The Employee Of The Month - Yanira Tiran, Bilingual Pre-K Instructional Aide, Townsell ES

PRESENTED BY

JUAN MARTINEZ

BACKGROUND

Ms. Yanira Teran has been a dedicated member of the Townsell Elementary community for many years, serving with distinction in multiple roles. She began as a Special Education aide in the LIFE classroom and now serves as a Bilingual Pre-K Instructional Aide. No matter the position, she consistently models support, leadership, and an unwavering commitment to our students and staff.

Her love for children is unmatched, and her impact is felt daily. Students adore and respect her, and teachers deeply value the encouragement and support she provides. When a student is struggling or simply having a hard day, Ms. Teran instinctively steps in—bringing calm, care, and positivity that quickly turns the situation around. She has a special gift for making everyone around her feel seen, supported, and uplifted.

Ms. Teran is not only a vital support for instruction but also a source of joy and reassurance for our entire school community. Her dedication, kindness, and leadership make her an irreplaceable part of Townsell Elementary.

Congratulations, Yanira Teran, on being Irving ISD's February Employee of the Month!

AGENDA SHEET

MEETING DATE

Tuesday, February 17, 2026

TOPIC

Recognition Of The Employee Of The Month - Yanira Tiran, Bilingual Pre-K Instructional Aide, Townsell ES



SPECIAL RECOGNITION

Tuesday, February 17, 2026

TOPIC

Recognition Of The Guest Educator Of The Month - Leigh Davila, Nominated By Clifton ECS & Kinkeade ECS

PRESENTED BY

JUAN MARTINEZ

BACKGROUND

We are proud to nominate Mrs. Leigh Davila for Guest Educator of the Month. A long-time Guest Educator in Irving ISD, she is a true blessing to the Clifton and Kinkeade Early Childhood communities. As a retired campus secretary, she brings valuable knowledge regarding campus operations and student safety. This helps ensure a smooth, secure learning environment.

Mrs. Davila is flexible, dependable, and willing to serve in any classroom, adapting easily to different grade levels and student needs. She consistently maintains instructional continuity and has a special ability to connect with and support Special Education students. Her joyful attitude, strong communication skills, and genuine care for students and staff make her a welcome presence on campus.

For her professionalism, dedication, and positive impact, Mrs. Davila is highly deserving of this recognition.

Congratulations, Leigh Davila, on being Irving ISD's February Guest Educator of the Month!

AGENDA SHEET

MEETING DATE

Tuesday, February 17, 2026

TOPIC

Recognition Of The Guest Educator Of The Month - Leigh Davila, Nominated By Clifton ECS & Kinkeade ECS



SPECIAL RECOGNITION

Tuesday, February 17, 2026

TOPIC

Recognition Of The Elevate Graduates

PRESENTED BY

AHNA GOMEZ

BACKGROUND

The ELEVATE Program was established to support district educators in attaining their bachelor's degrees and progressing toward teacher certification, strengthening Irving ISD's internal educator pipeline.

Irving ISD is proud to recognize the successful completion of program requirements and degree attainment of the following ELEVATE graduates:

December 13, 2025 Graduates – Indiana Wesleyan University

- Rebecca Forson
- Ana Luna
- Kendall Volkmann

February 13, 2026 Graduates – Indiana Wesleyan University

- Karina Amaya
- Heavenly Brewster
- Noemi Sanchez
- Orenthal Townsend

Each graduate has demonstrated perseverance, commitment, and academic excellence throughout their ELEVATE journey, serving as leaders and exemplars for future program participants.

AGENDA SHEET

MEETING DATE

Tuesday, February 17, 2026

TOPIC

Recognition Of The Elevate Graduates

SPECIAL RECOGNITION

Tuesday, February 17, 2026

TOPIC

Recognition Of The 2026 Outstanding Professional Learning Award

PRESENTED BY

AHNA GOMEZ

BACKGROUND

The Irving ISD Professional Learning Team has received the 2026 Outstanding Professional Learning Award, a statewide honor presented by Learning Forward Texas to districts whose professional learning systems demonstrate excellence through strategic design, measurable impact, and alignment with Learning Forward's Standards for Professional Learning. This award recognizes the team's leadership in designing and sustaining high-quality learning systems across the district, with the Elevate Grow Your Own paraprofessional-to-teacher pipeline serving as a standout example of their systems-level work. Recipients are selected by the Learning Forward Texas Board of Directors through a review process evaluating innovation, implementation quality, sustainability, and outcomes for educators and students.

Irving ISD's Professional Learning Team earned this recognition for the team's development of the ELEVATE program, which was distinguished for:

- Alignment to district priorities and Learning Forward standards
- Sustainability through strong university partnerships and district investment
- Impact measured in teacher growth, retention, and student success
- Innovation in strengthening the teacher pipeline by developing educators from within the Irving ISD community

This award celebrates the Professional Learning Team's vision and execution in building supported, sustainable systems that strengthen classrooms through ongoing coaching, meaningful coursework, and intentionally designed professional learning experiences that elevate educators and create lasting impact throughout the district.

AGENDA SHEET

MEETING DATE

Tuesday, February 17, 2026

TOPIC

Recognition Of The 2026 Outstanding Professional Learning Award



SPECIAL RECOGNITION

Tuesday, February 17, 2026

TOPIC

Recognition Of CTE Students Advancing To State In DECA And BPA

PRESENTED BY

AHNA GOMEZ

BACKGROUND

Special recognition for students from Singley Academy, MacArthur High School, and Irving High Schools Business Professionals of America (BPA) advancing to state competition; MacArthur High School, Irving High School, and Nimitz High School students advancing to state in DECA.

AGENDA SHEET

MEETING DATE

Tuesday, February 17, 2026

TOPIC

Recognition Of CTE Students Advancing To State In DECA And BPA



SPECIAL RECOGNITION

Tuesday, February 17, 2026

TOPIC

Recognition Of AP School Honor Roll

PRESENTED BY

AHNA GOMEZ

BACKGROUND

The AP School Honor Roll recognizes schools whose AP programs are delivering results for students while broadening participation.

AGENDA SHEET

MEETING DATE

Tuesday, February 17, 2026

TOPIC

Recognition Of AP School Honor Roll



SPECIAL RECOGNITION

Tuesday, February 17, 2026

TOPIC

Recognition Of CREST Award Recipients

PRESENTED BY

AHNA GOMEZ

BACKGROUND

The Counselors Reinforcing Excellence for Students in Texas (CREST) Award, sponsored by the Texas School Counselor Association (TSCA), recognizes outstanding school counseling programs and serves as a tool for continuous growth and advocacy.

AGENDA SHEET

MEETING DATE

Tuesday, February 17, 2026

TOPIC

Recognition Of CREST Award Recipients



**IRVING INDEPENDENT SCHOOL DISTRICT
SPECIAL CALLED – BOARD OF TRUSTEES
4:30 P.M.
2621 W. AIRPORT FREEWAY, IRVING, TEXAS, 75062
TUESDAY, JANUARY 13, 2026**

CALL TO ORDER:

The meeting was called to order by Vice President Michael Kelley at 5:02 p.m. He announced that a quorum was present, and the meeting had been duly called, and that notice of the meeting had been posted in accordance with the Texas Open Meeting Act, Texas Government Code Chapter 551.

MEMBERS PRESENT:

Michael Kelley, Vice President, Lisa Lobb, Secretary, Randy Randle, Nuzhat Hye

ABSENT:

A.D Jenkins, President

Mary Richarte

ALSO PRESENT:

Wesley Nute, General Counsel, Litzzy Ambrocio, Executive Assistant to Superintendent and Board of Trustees

PUBLIC COMMENTS: N/A

SPECIAL RECOGNITION: N/A

DISCUSSION

- A. Consider and Take Possible Action to Appoint Trustee to District 1 Vacancy

EXECUTIVE SESSION:

Go into Executive Session at 6:12p.m

A. Section 551.071 - To seek the advice of the Board's attorney about:

1. Pending or Contemplated Litigation, Settlement Offer, or Matter Under Investigation
2. A Matter in Which the Professional Duty of the Attorney to the Board Conflicts with the Applicable Provisions of the Texas Open Meetings Act.

B. Section 551.072 - To deliberate the purchase, exchange, sale, lease or value of real property if such deliberation in open session would have a detrimental effect on the Board's position in negotiations with a third party

C. Section 551.074 - To deliberate the appointment, employment, resignation, evaluation, reassignment, proposed non-renewals, termination, duties, discipline, or dismissal of a public officer or employee; or to hear a complaint or charge against an officer or employee.

B. Safety and Security – Discussion of District-Wide Intruder Detection Audit report findings – District Vulnerability Assessment

Reconvene into Open Session at 6:15 p.m.

ADJOURNMENT:

The work session adjourned 6:16 p.m.



**IRVING INDEPENDENT SCHOOL DISTRICT
REGULAR MEETING – BOARD OF TRUSTEES
7:30PM
2621 W. AIRPORT FREEWAY, IRVING, TEXAS, 75062
TUESDAY, JANUARY 20, 2026**

CALL TO ORDER:

The meeting was called to order by President A.D. Jenkins at 7:31 p.m. He announced that a quorum was present, and the meeting had been duly called, and that notice of the meeting had been posted in accordance with the Texas Open Meeting Act, Texas Government Code Chapter 551.

MEMBERS PRESENT:

A.D. Jenkins, President, Michael Kelley, Vice President, Lisa Lobb, Secretary, Mary Richarte, Randy Randle, Nuzhat Hye, Tom Robles

ABSENT:

ALSO PRESENT:

Juan Carlos Martinez, Deputy Superintendent, Ahna Gomez, Deputy Superintendent, Fernando Natividad, Chief Financial Officer, Dr. Dorian Galindo, Chief of Staff, Andre Smith, Chief of Administrative Services, Devendra Shah, Chief of Technology, Wesley Nute, District Legal Counsel, Rachel Carranza, Administrative Assistant to Deputy Superintendent, Laura Marquez, Administrative Assistant to Deputy Superintendent

PUBLIC COMMENTS:

N/A

INVOCATION AND PLEDGE OF ALLEGIANCE:

The pledges to the flags were led by Townsell Elementary School students.

RECOGNITIONS:

Randy Randle recognized **Evan Bereuter, Social Studies Teacher** at Houston Middle School, as the **Teacher of the Month**. Lisa Lobb recognized **Maria Rodrioguez**, LIFE Aide at Gilbert Elementary School, as the **Employee of the Month**. Mary Richarte recognized **Brenda Martinez**, who was nominated by Barton & Davisa Elementary School, as the **Guest Educator of the Month**.

SPECIAL RECOGNITION:

1. School Board Recognition Month
2. Recognition of QuestBridge Recipient
3. Recognition of CTE State Qualifiers for FFA and TAFE

A. CONSTENT AGENDA ITEMS

1. Approval of Minutes of December 15,2025 Board Meeting
2. Approval of Financial Statement for November 2025
3. Approval of Resolution and Order No. 25-26-08 Authorizing January Amendment to the 2025-2026 Budget
4. Approval of the Supplements to the Irving ISD Tax Rolls
5. Approval of Irving Independent School District's Annual Comprehensive Financial Report for the Fiscal Year Ended August 31, 2025
6. Approval of 2026-2028 Teacher/Student School Calendars
7. Approval of the House Bill 2 Delayed Compliance Plan for Teacher Certification Requirements
8. Approval of Outside Work by an Administrator for a Vendor Pursuant to Texas Education Code Section 11.006
9. Approval of First and Final Reading of Revisions to Local Policies as Applicable Per TASB Update 126
10. Approval of Resolution and No. 25-26-09 of the Board of Trustees of the Irving Independent School District Ordering an Election of Qualified Voters of the Irving Independent School District on May 2, 2026 for the Purpose of Electing Two Trustees for Positions for Single Member District 1 and 2 and Authorizing Other Matters Related to the Subject
11. Approval of Amended District of Innovation Plan
12. Approval of the Purchase of Texas Bluebonnet Learning Instructional Materials and Carnegie Learning Texas Math Solution for Algebra I, Algebra II, and Geometry

MOTION:

Motion was made by Trustee Randall to approve the consent agenda items. Second by Trustee Kelley. Motion passed 7- 0

BOARD MEMBER	FOR	AGAINST	ABSTAIN	ABSENT
A.D Jenkins	x			
Michael Kelley	x			
Lisa Lobb	x			
Nuzhat Hye	x			
Randy Randle	x			
Mary Richarte	x			
Tom Robles	x			

SUPERINTENDENT ANNOUNCEMENTS:

The superintendent recognized and thanked the board members for their dedication, service, and hard work, noting the many years of commitment some have given to the district. She highlighted the district’s excellence, praised staff and student achievements, and emphasized that Irving is the future for students. She acknowledged the behind-the-scenes effort, advocacy for public education, and the shared passion for the district. Overall, she expressed deep appreciation, saying the board’s support is essential to the district’s success and that the recognition is all about them.

BOARD ANNOUNCEMENTS:

Board members expressed their gratitude for the opportunity to serve, welcomed new trustee Robles, and recognized the dedication of coaches, staff, and parents. They highlighted the district’s collaboration, integrity, and shared commitment to students, noting that Irving ISD is fortunate to have such a unified team. Members also emphasized the strategic importance of the “Future is Public” slogan and shared appreciation for the district’s support and transparency.

ADJOURNEMENT:

There being no further business, the meeting was adjourned at approximately 8:47pm.

DATE OF APPROVAL:

A.D Jenkins
Board President

Lisa Lobb
Secretary



**IRVING INDEPENDENT SCHOOL DISTRICT
SPECIAL CALLED – BOARD OF TRUSTEES
4:30 P.M.
2621 W. AIRPORT FREEWAY, IRVING, TEXAS, 75062
TUESDAY, JANUARY 20
, 2026**

CALL TO ORDER:

The meeting was called to order by Vice President Michael Kelley at 4:31 p.m. He announced that a quorum was present, and the meeting had been duly called, and that notice of the meeting had been posted in accordance with the Texas Open Meeting Act, Texas Government Code Chapter 551.

MEMBERS PRESENT:

Michael Kelley, Vice President, Lisa Lobb, Secretary, Randy Randle, Nuzhat Hye

ABSENT:

A.D Jenkins, President

Mary Richarte

ALSO PRESENT:

Juan Carlos Martinez, Deputy Superintendent, Ahna Gomez, Deputy Superintendent, Fernando Natividad, Chief Financial Officer, Dr. Dorian Galindo, Chief of Staff, Andre Smith, Chief of Administrative Services, Devendra Shah, Chief of Technology, Wesley Nute, District Legal Counsel, Rachel Carranza, Administrative Assistant to Deputy Superintendent, Laura Marquez, Administrative Assistant to Deputy Superintendent

PUBLIC COMMENTS: N/A

SPECIAL RECOGNITION: N/A

DISCUSSION

- A. Issue Certificate of Appointment to Replace Trustee of Single Member District 1
- B. General Counsel, Wesley Nute, to Administer the Oath of Office and Take the Statement of Officer for Replacement Trustee of Single Member District 1
 - President Jenkins moves to appoint Tom Robles into single District 1 Vacancy. Trustee Randle seconded. 6-0 passes

BOARD MEMBER	FOR	AGAINST	ABSTAIN	ABSENT
A.D Jenkins	x			
Michael Kelley	x			
Lisa Lobb	x			
Nuzhat Hye	x			
Randy Randle	x			
Mary Richarte	x			

ADJOURNMENT:

The work session adjourned 4:45 p.m.



**IRVING INDEPENDENT SCHOOL DISTRICT
WORK SESSION – BOARD OF TRUSTEES
5:00 P.M.
2621 W. AIRPORT FREEWAY, IRVING, TEXAS, 75062
TUESDAY, JANUARY 17, 2025**

CALL TO ORDER:

The meeting was called to order by President A.D. Jenkins at 5:01 p.m. He announced that a quorum was present, and the meeting had been duly called, and that notice of the meeting had been posted in accordance with the Texas Open Meeting Act, Texas Government Code Chapter 551.

MEMBERS PRESENT:

A.D. Jenkins, President, Michael Kelley, Vice President, Lisa Lobb, Secretary, Mary Richarte, Randy Randle, Tom Robles

ABSENT:

ALSO PRESENT:

Juan Carlos Martinez, Deputy Superintendent, Ahna Gomez, Deputy Superintendent, Fernando Natividad, Chief Financial Officer, Dorian Galindo, Chief of Staff, Andre Smith, Chief of Administrative Services, Deverah Shah, Chief of Technology, Wesley Nute, District Legal Counsel, Rachel Carranza, Administrative Assistant to Deputy Superintendent, Laura Marquez, Administrative Assistant to Deputy Superintendent,

PUBLIC COMMENTS: N/A

SPECIAL RECOGNITION: N/A

DISCUSSION

- A. Deputy Superintendent, Ahna Gomez, presented on Curriculum & Instructions Updates
- B. Deputy Superintendent, Ahna Gomez, presented on the 2025-2026 First Semester School Health Advisory Council Report
- C. President Jenkins discussed items on the January 20, 2026, Regular Board Meeting agenda

EXECUTIVE SESSION:

Go into Executive Session at 6:24p.m

A. Section 551.071 - To seek the advice of the Board's attorney about:

- 1. Pending or Contemplated Litigation, Settlement Offer, or Matter Under Investigation
- 2. A Matter in Which the Professional Duty of the Attorney to the Board Conflicts with the Applicable Provisions of the Texas Open Meetings Act.

B. Section 551.072 - To deliberate the purchase, exchange, sale, lease or value of real property if such deliberation in open session would have a detrimental effect on the Board's position in negotiations with a third party

C. Section 551.074 - To deliberate the appointment, employment, resignation, evaluation, reassignment, proposed non-renewals, termination, duties, discipline, or dismissal of a public officer or employee; or to hear a complaint or charge against an officer or employee.

D. Safety and Security – Discussion of District-Wide Intruder Detection Audit report findings – District Vulnerability Assessment

Reconvene into Open Session at 7:31 p.m.

ADJOURNMENT:

The work session adjourned at 7:31 p.m.

ACTION ITEM

Tuesday, February 17, 2026

TOPIC

Consider Approval Of Financial Statement For December 2025

PRESENTED BY

FERNANDO NATIVIDAD

BACKGROUND

The monthly preparation of the financial statement is to provide information about the financial position, performance, and changes in financial position of the district, which can be useful to the Board of Trustees, management, and other stakeholders in making economic decisions.

ADMINISTRATIVE RECOMMENDATION

The Administration recommends that the Board approve the Financial Statements for December 2025.

RECOMMENDED BOARD MOTION

I move the Board to approve the Financial Statements for December 2025.

AGENDA SHEET

MEETING DATE

Tuesday, February 17, 2026

TOPIC

Consider Approval Of Financial Statement For December 2025

Date: February 17, 2025

To: Fernando Natividad, Chief Financial Officer

From: Mahdia Lalee, Director of Business Operations

Subject: Financial Statements for December 2025

General Operating Fund:

- Total revenue and other sources for the General Operating Fund through December were \$132,112,742 or 39.5% of budget.
- Total expenditures and other uses for the General Operating Fund through December were \$110,469,830 or 32.9% of budget.

Food Service Fund:

- Total revenue and other sources for the Food Service Fund through December were \$11,036,960 or 42.7% of budget.
- Total expenditures and other uses for the Food Service Fund through December were \$9,790,150 or 37% of budget.

Debt Service Fund:

- Total revenue and other sources for the Debt Service Fund through December were \$17,139,881 or 25.1%.
- There were no significant changes to the total expenditure and other uses for the Debt Service Fund through December.

Special Revenue Fund:

Special Revenue Funds are used to account for the proceeds of special revenue sources (other than tax assessments, major capital projects, etc.) that are legally restricted to expenditures for specified purposes, such as special education grants.

- Total revenue and other uses for the Special Revenue Fund through December were \$6,395,347.
- Total expenditures and other uses for the Special Revenue Fund through December were \$8,732,330.

Capital Projects Funds

- Total revenue and other uses for the Capital Projects Fund through December were \$6,538,271.
- Total expenditures and other uses for the Capital Project Fund through December were \$39,967,613.

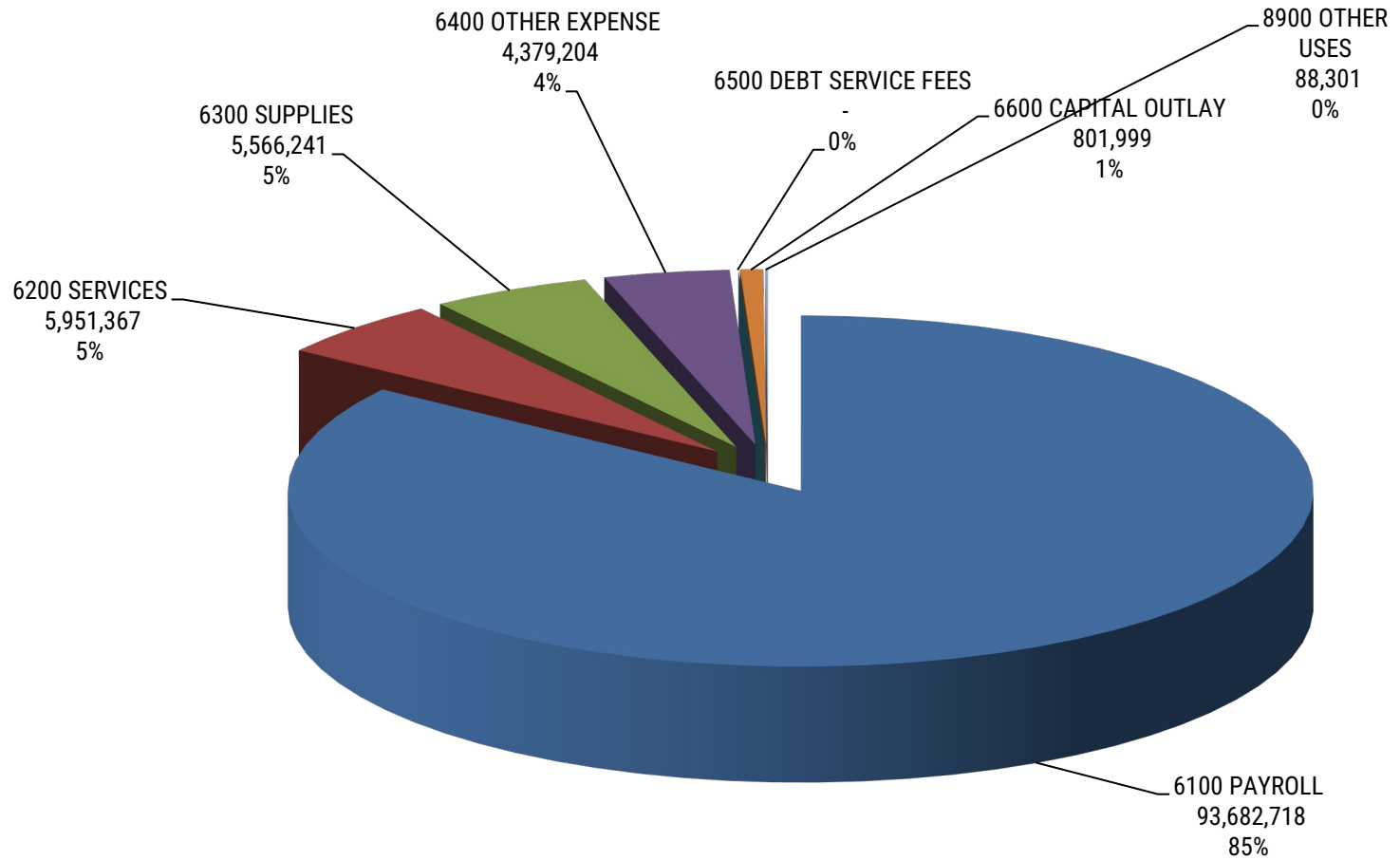
Proprietary Funds

Irving ISD maintains the following Internal Service Funds: Workers' Compensation, Unemployment, Science Refurbishment, and Print Shop Service Center.

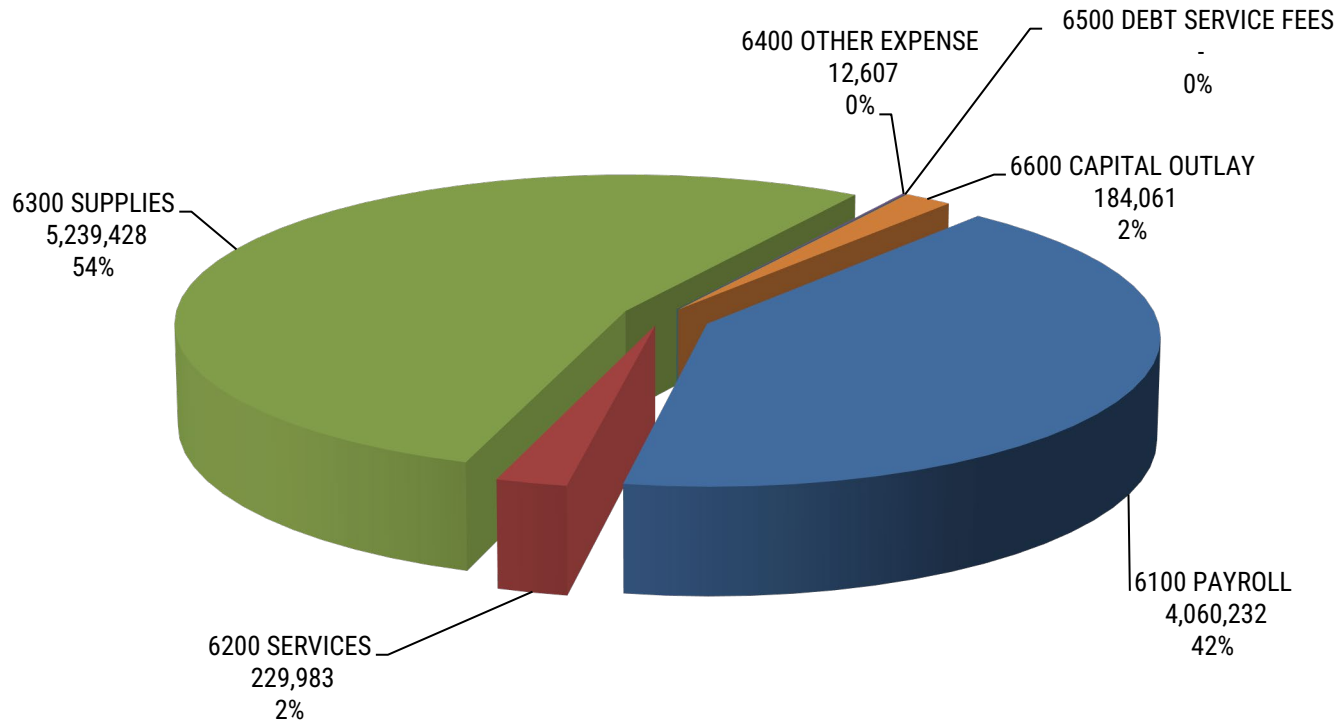
- Total revenue and other sources for the Proprietary Fund through December were \$586,305 or 27.5% of budget.
- Total expenditures and other uses for the Capital Project Fund through December were \$1,399,071 or 65.7% of budget.

As of December 31, 2025, total net assets for all the Internal Service Funds were \$693,641.

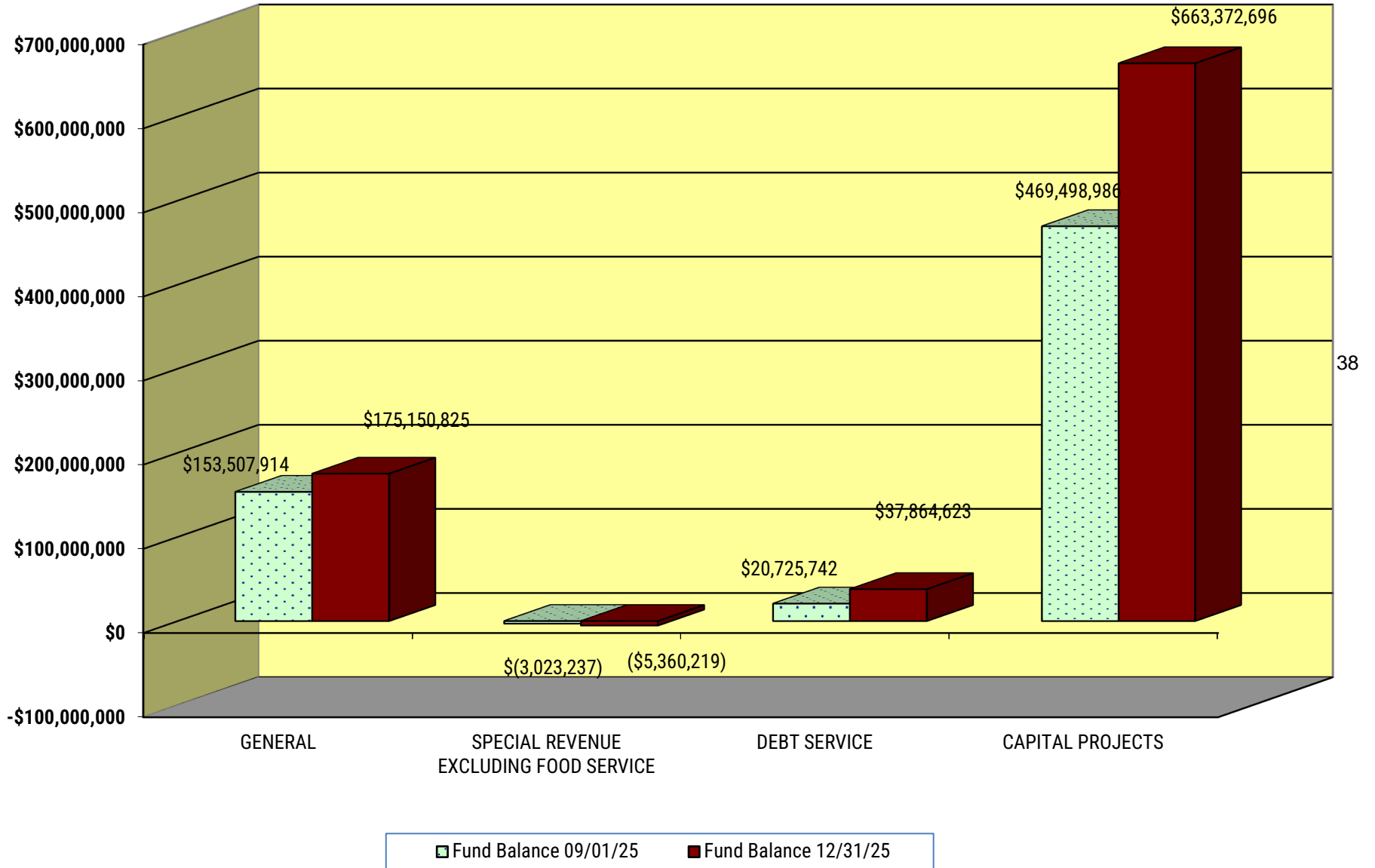
General Operating Fund YTD Actual Expenditures December 31, 2025



Food Service Fund YTD Actual Expenditures December 31, 2025

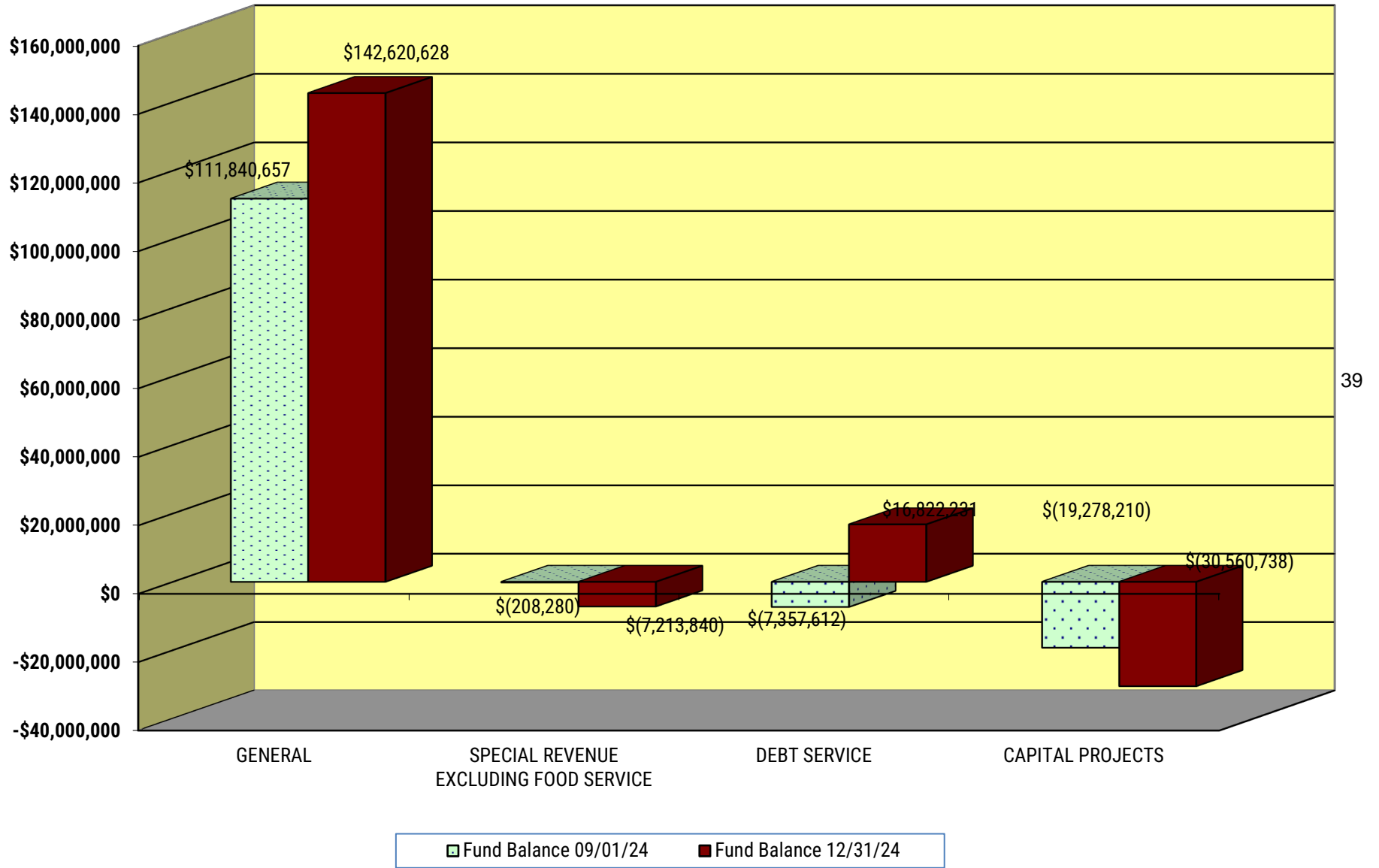


Comparative Fund Balances December 31, 2025



38

Comparative Fund Balances December 31, 2024



39

**IRVING INDEPENDENT SCHOOL DISTRICT
COMPARISON OF GENERAL OPERATING BUDGET & ACTUAL
December 31, 2025**

	CURRENT YEAR						PRIOR YEAR		
	09/01/2025 to 12/31/2025			12/25 MTD		(OVER) UNDER	09/01/2024 to 12/31/2024		
	BUDGET	ACTUAL	%YTD	ACTUAL	%MTD	YTD BUDGET	BUDGET	ACTUAL	%YTD
REVENUE									
LOCAL RESOURCES:									
5711 TAXES CURRENT YEAR	156,071,373	30,180,133	19.3%	18,997,479	12.2%	125,891,240	154,020,875	46,593,506	30.3%
5712 DELINQUENT TAXES	231,565	(638,808)	-275.9%	20,778	9.0%	870,373	228,522	(411,789)	-180.2%
5719 OTHER TAX RELATED REVENUE	452,677	296,359	65.5%	89,588	19.8%	156,318	446,729	322,803	72.3%
TOTAL TAXES	156,755,615	29,837,684	19.0%	19,107,846	12.2%	126,917,931	154,696,126	46,504,520	30.1%
5735 SUMMER SCHOOL	-	-	--	-	--	-	-	-	--
5738 PARKING FEES	4,500	797	17.7%	15	0.3%	3,703	4,500	1,370	30.4%
5739 OTHER TUITION AND FEES	100,000	261,759	261.8%	72,860	72.9%	(161,759)	100,000	163,313	163.3%
5742 INVESTMENT EARNINGS	250,000	2,083,257	833.3%	474,557	189.8%	(1,833,257)	250,000	2,348,061	939.2%
5743 RENTAL OF FACILITIES	50,000	24,275	48.6%	4,635	9.3%	25,725	50,000	19,773	39.5%
5744 GIFTS AND BEQUESTS	70,000	23,860	34.1%	-	0.0%	46,140	70,000	7,118	10.2%
5745 NET INSURANCE RECOVERY	6,000	8,070	134.5%	-	0.0%	(2,070)	6,000	14,131	235.5%
5746 TIF TAXES COLLECTED	-	-	--	-	--	-	-	-	--
5748 LOST BOOKS-TEXTBOOKS/LIB	-	-	--	-	--	-	-	-	--
5749 MISCELLANEOUS REVENUE	200,000	255,372	127.7%	67,443	33.7%	(55,372)	200,000	414,772	207.4%
5752 ATHLETIC	-	124,442	--	3,190	--	(124,442)	-	158,810	--
5755 ACTIVITY FUND RECEIPTS	1,179,664	362,085	30.7%	61,984	5.3%	817,579	1,103,073	401,821	36.4%
5766 CONCURRENT ENROLLMENT	25,000	-	0.0%	-	0.0%	25,000	25,000	2,000	8.0%
5767 IRVING SCHOOL FOUNDATION	15,409	36,859	301.2%	17,997	40.4%	(89,537)	-	41,767	--
5769 REVENUE FROM INTERMEDIATE	44,500	134,037	170.4%	44,135	2.3%	(1,369,740)	44,500	226,418	508.8%
TOTAL OTHER LOCAL RESOURCES	1,945,073	3,314,814	170.4%	746,817	38.4%	(1,369,740)	1,853,073	3,799,355	205.0%
TOTAL LOCAL RESOURCES	158,700,688	33,152,498	20.9%	19,854,662	12.5%	125,548,191	156,549,199	50,303,874	32.1%
STATE RESOURCES:									
5811 PER CAPITA	-	4,724,245	--	1,180,852	--	(4,724,245)	-	5,455,864	--
5812 FOUNDATION ENTITLEMENTS	162,751,250	88,343,610	54.3%	-	0.0%	74,407,640	150,338,143	77,258,606	51.4%
5819 STATE	-	-	--	-	--	-	-	-	--
5829 TEA/NON-FOUNDATION REVENUE	-	87,023	--	84,270	--	(87,023)	-	-	--
5831 STATE TRS ON-BEHALF	11,000,000	5,450,122	49.5%	1,355,945	12.3%	5,549,878	11,000,000	5,279,235	48.0%
TOTAL STATE RESOURCES	173,751,250	98,605,000	56.8%	2,621,067	1.5%	75,146,250	161,338,143	87,993,705	54.5%
FEDERAL RESOURCES:									
5929 FEDERAL REVENUE-TEA DISTR.	300,000	270,958	90.3%	55,141	18.4%	29,042	300,000	84,490	28.2%
5931 SHARS REIMBURSEMENT	1,519,000	78,115	5.1%	27,731	1.8%	1,440,885	3,219,000	160,372	5.0%

**IRVING INDEPENDENT SCHOOL DISTRICT
COMPARISON OF GENERAL OPERATING BUDGET & ACTUAL
December 31, 2025**

	CURRENT YEAR						PRIOR YEAR		
	09/01/2025 to 12/31/2025			12/25 MTD	(OVER) UNDER		09/01/2024 to 12/31/2024		
	BUDGET	ACTUAL	%YTD	ACTUAL	%MTD	YTD BUDGET	BUDGET	ACTUAL	%YTD
5939 CHILD & ADULT CARE PROGRAM	-	-	--	-	--	-	-	-	--
5946 BABS SUBSIDY	-	-	--	-	--	-	-	-	--
5949 ROTC	250,000	4,761	1.9%	-	0.0%	245,239	250,000	141,938	56.8%
5959 SHARED SERVICE ARRANGEMENT	-	1,410					-	-	
TOTAL FEDERAL RESOURCES	2,069,000	355,244	17.2%	83,538	4.0%	1,713,756	3,769,000	386,800	10.3%
OTHER SOURCES:									
7912 SALE OF FIXED ASSETS	-	-	--	-	--	-	-	-	--
7913 LEASE/PURCHASE PROCEEDS	-	-	--	-	--	-	-	-	--
7915 INTERFUND TRANSFERS IN	-	-	--	-	--	-	-	-	--
7918 SPECIAL ITEMS	-	-	--	-	--	-	-	-	--
7949 SBITA PROCEEDS	-	-	--	-	--	-	-	-	--
TOTAL OTHER REVENUE SOURCES	-	-	--	-	--	-	-	-	--
TOTAL GENERAL OPERATING REVENUE:	334,520,938	132,112,742	39.5%	22,559,268	6.7%	202,408,197	321,656,342	138,684,380	43.1%

41

**IRVING INDEPENDENT SCHOOL DISTRICT
COMPARISON OF GENERAL OPERATING BUDGET & ACTUAL
December 31, 2025**

	CURRENT YEAR						PRIOR YEAR		
	09/01/2025 to 12/31/2025			12/25 MTD			09/01/2024 to 12/31/2024		
	BUDGET	ACTUAL	%YTD	ACTUAL	%MTD	(OVER) UNDER YTD BUDGET	BUDGET	ACTUAL	%YTD
EXPENDITURES									
11 INSTRUCTION:									
6100 PAYROLL	190,194,456	62,418,478	32.8%	15,528,305	8.2%	127,775,977	176,426,352	60,512,082	34.3%
6200 CONTRACTED SERVICES	1,068,524	420,526	39.4%	22,315	2.1%	647,998	1,474,874	530,040	35.9%
6300 SUPPLIES	11,461,681	1,800,827	15.7%	100,906	0.9%	9,660,853	9,150,193	2,215,631	24.2%
6400 OTHER EXPENSE	1,868,638	399,379	21.4%	89,511	4.8%	1,469,260	1,831,830	582,772	31.8%
6600 CAPITAL OUTLAY	632,850	565,101	89.3%	-	0.0%	67,750	220,586	493,146	223.6%
TOTAL INSTRUCTION	205,226,149	65,604,310	32.0%	15,741,036	7.7%	139,621,838	189,103,835	64,333,671	34.0%
12 LIBRARY:									
6100 PAYROLL	2,719,073	898,369	33.0%	231,414	8.5%	1,820,704	3,778,610	872,243	23.1%
6200 CONTRACTED SERVICES	28,034	8,946	31.9%	150	0.5%	19,088	36,108	15,936	44.1%
6300 SUPPLIES	649,482	157,772	24.3%	3,114	0.5%	491,710	794,308	338,741	42.6%
6400 OTHER EXPENSE	34,109	8,345	24.5%	1,447	4.2%	25,764	33,972	7,783	22.9%
6600 CAPITAL OUTLAY	3,925	2,437	62.1%	-	0.0%	1,489	19,704	10,897	55.3%
TOTAL LIBRARY	3,434,623	1,075,869	31.3%	236,125	6.9%	2,358,754	4,662,701	1,245,601	26.7%
13 STAFF DEVELOPMENT:									
6100 PAYROLL	3,036,284	837,585	27.6%	204,500	6.7%	2,198,699	3,249,433	897,857	27.6%
6200 CONTRACTED SERVICES	217,571	59,889	27.5%	9,848	4.5%	157,682	242,887	31,701	13.1%
6300 SUPPLIES	527,792	329,113	62.4%	4,084	0.8%	198,678	566,634	376,497	66.4%
6400 OTHER EXPENSE	536,016	87,563	16.3%	8,788	1.6%	448,452	469,518	95,108	20.3%
6500 DEBT SERVICE FEES	-	-	--	-	--	-	-	-	--
6600 CAPITAL OUTLAY	63,402	63,362	99.9%	-	0.0%	40	-	2,075	--
TOTAL STAFF DEVELOPMENT	4,381,064	1,377,512	31.4%	227,220	5.2%	3,003,552	4,528,473	1,403,238	31.0%
21 INSTRUCTIONAL ADMINISTRATION:									
6100 PAYROLL	5,827,694	1,771,379	30.4%	448,615	7.7%	4,056,315	6,383,518	1,927,243	30.2%
6200 CONTRACTED SERVICES	881,088	30,033	3.4%	523	0.1%	851,055	326,991	122,917	37.6%
6300 SUPPLIES	961,708	576,568	60.0%	2,506	0.3%	385,139	701,228	244,175	34.8%
6400 OTHER EXPENSE	296,366	73,602	24.8%	14,676	5.0%	222,764	1,016,121	95,010	9.4%
6600 CAPITAL OUTLAY	47,649	34,032	71.4%	-	0.0%	13,617	40,164	48,920	121.8%
TOTAL INSTRUCTIONAL ADMINISTRATION	8,014,505	2,485,615	31.0%	466,320	5.8%	5,528,890	8,468,021	2,438,265	28.8%
23 SCHOOL ADMINISTRATION:									
6100 PAYROLL	19,204,755	6,090,116	31.7%	1,484,028	7.7%	13,114,638	17,614,552	6,267,175	35.6%

**IRVING INDEPENDENT SCHOOL DISTRICT
COMPARISON OF GENERAL OPERATING BUDGET & ACTUAL
December 31, 2025**

	CURRENT YEAR						PRIOR YEAR		
	09/01/2025 to 12/31/2025			12/25 MTD	(OVER) UNDER		09/01/2024 to 12/31/2024		
	BUDGET	ACTUAL	%YTD	ACTUAL	%MTD	YTD BUDGET	BUDGET	ACTUAL	%YTD
6200 CONTRACTED SERVICES	242,590	114,982	47.4%	2,680	1.1%	127,608	163,224	18,662	11.4%
6300 SUPPLIES	292,093	140,016	47.9%	12,285	4.2%	152,077	333,274	135,937	40.8%
6400 OTHER EXPENSE	405,898	106,950	26.3%	39,779	9.8%	298,948	398,968	121,264	30.4%
6600 CAPITAL OUTLAY	4,606	4,606	100.0%	-	0.0%	-	1,658	-	0.0%
TOTAL SCHOOL ADMINISTRATION	20,149,941	6,456,669	32.0%	1,538,771	7.6%	13,693,272	18,511,676	6,543,038	35.3%

**IRVING INDEPENDENT SCHOOL DISTRICT
COMPARISON OF GENERAL OPERATING BUDGET & ACTUAL
December 31, 2025**

	CURRENT YEAR						PRIOR YEAR		
	09/01/2025 to 12/31/2025			12/25 MTD		(OVER) UNDER	09/01/2024 to 12/31/2024		
	BUDGET	ACTUAL	%YTD	ACTUAL	%MTD	YTD BUDGET	BUDGET	ACTUAL	%YTD
31 COUNSELING SERVICES:									
6100 PAYROLL	14,713,775	4,632,277	31.5%	1,149,616	7.8%	10,081,498	14,148,265	4,853,671	34.3%
6200 CONTRACTED SERVICES	1,782,527	1,480,693	83.1%	226,767	12.7%	301,834	1,838,910	1,216,952	66.2%
6300 SUPPLIES	731,749	435,156	59.5%	9,737	1.3%	296,592	650,340	198,489	30.5%
6400 OTHER EXPENSE	136,881	29,411	21.5%	3,627	2.6%	107,470	119,976	35,371	29.5%
6600 CAPITAL OUTLAY	-	-	--	-	--	-	-	3,291	--
TOTAL COUNSELING SERVICES	17,364,931	6,577,537	37.9%	1,389,747	8.0%	10,787,395	16,757,491	6,307,774	37.6%
32 ATTENDANCE SERVICES:									
6100 PAYROLL	395,918	142,863	36.1%	35,150	8.9%	253,055	867,793	142,632	16.4%
6200 CONTRACTED SERVICES	750	800	106.7%	200	26.7%	(50)	750	-	0.0%
6300 SUPPLIES	-	-	--	-	--	-	-	-	44
6400 OTHER EXPENSE	7,000	-	0.0%	-	0.0%	7,000	4,202	-	0.0%
TOTAL ATTENDANCE SERVICES	403,668	143,663	35.6%	35,350	8.8%	260,005	872,745	142,632	16.3%
33 HEALTH SERVICES:									
6100 PAYROLL	3,469,633	1,144,702	33.0%	286,731	8.3%	2,324,931	3,248,712	1,134,927	34.9%
6200 CONTRACTED SERVICES	3,897	310	7.9%	38	1.0%	3,588	4,163	387	9.3%
6300 SUPPLIES	115,586	53,910	46.6%	-	0.0%	61,677	117,276	49,620	42.3%
6400 OTHER EXPENSE	4,805	1,801	37.5%	590	12.3%	3,004	6,590	513	7.8%
6600 CAPITAL OUTLAY	2,437	2,437	100.0%	-	0.0%	-	-	2,075	--
TOTAL HEALTH SERVICES	3,596,358	1,203,159	33.5%	287,359	8.0%	2,393,199	3,376,742	1,187,521	35.2%
34 PUPIL TRANSPORTATION:									
6100 PAYROLL	9,902,845	3,456,335	34.9%	741,211	7.5%	6,446,510	7,615,796	3,226,897	42.4%
6200 CONTRACTED SERVICES	992,581	278,556	28.1%	36,367	3.7%	714,025	949,145	124,987	13.2%
6300 SUPPLIES	774,887	87,664	11.3%	3,427	0.4%	687,223	1,042,803	(145,994)	-14.0%
6400 OTHER EXPENSE	239,701	2,525,539	1053.6%	16,976	7.1%	(2,285,839)	196,701	275,025	139.8%
6600 CAPITAL OUTLAY	486,571	1,976	0.4%	-	0.0%	484,595	1,942,470	705,670	36.3%
TOTAL PUPIL TRANSPORTATION	12,396,585	6,350,070	51.2%	797,982	6.4%	6,046,514	11,746,915	4,186,585	35.6%
35 FOOD SERVICE:									
6100 PAYROLL	576,329	216,290	37.5%	48,352	8.4%	360,039	68,898	207,805	301.6%
6300 SUPPLIES	1,600	-	0.0%	-	0.0%	1,600	-	-	--
6400 OTHER EXPENSE	220,000	-	0.0%	-	0.0%	220,000	220,000	-	0.0%
6600 CAPITAL OUTLAY	-	-	--	-	--	-	-	-	--

**IRVING INDEPENDENT SCHOOL DISTRICT
COMPARISON OF GENERAL OPERATING BUDGET & ACTUAL
December 31, 2025**

	CURRENT YEAR						PRIOR YEAR		
	09/01/2025 to 12/31/2025			12/25 MTD	(OVER) UNDER		09/01/2024 to 12/31/2024		
	BUDGET	ACTUAL	%YTD	ACTUAL	%MTD	YTD BUDGET	BUDGET	ACTUAL	%YTD
TOTAL FOOD SERVICE	797,929	216,290	27.1%	48,352	6.1%	581,639	288,898	207,805	71.9%
36 EXTRA-CURRICULAR ACTIVITIES:									
6100 PAYROLL	4,724,914	1,578,651	33.4%	385,041	8.1%	3,146,262	2,403,486	1,524,890	63.4%
6200 CONTRACTED SERVICES	556,559	236,990	42.6%	14,174	2.5%	319,569	474,506	174,600	36.8%
6300 SUPPLIES	557,800	149,361	26.8%	13,575	2.4%	408,440	999,626	249,232	24.9%
6400 OTHER EXPENSE	1,395,265	453,034	32.5%	80,830	5.8%	942,231	842,811	501,670	59.5%
6600 CAPITAL OUTLAY	23,449	5,949	25.4%	-	0.0%	17,500	17,500	3,100	17.7%
TOTAL EXTRA-CURRICULAR ACTIVITIES	7,257,986	2,423,985	33.4%	493,621	6.8%	4,834,001	4,737,929	2,453,493	51.8%

**IRVING INDEPENDENT SCHOOL DISTRICT
COMPARISON OF GENERAL OPERATING BUDGET & ACTUAL
December 31, 2025**

	CURRENT YEAR						PRIOR YEAR		
	09/01/2025 to 12/31/2025			12/25 MTD		(OVER) UNDER	09/01/2024 to 12/31/2024		
	BUDGET	ACTUAL	%YTD	ACTUAL	%MTD	YTD BUDGET	BUDGET	ACTUAL	%YTD
41 GENERAL ADMINISTRATION:									
6100 PAYROLL	9,254,319	2,644,472	28.6%	668,763	7.2%	6,609,847	15,607,962	2,414,768	15.5%
6200 CONTRACTED SERVICES	1,372,453	488,607	35.6%	13,032	0.9%	883,846	1,677,003	451,800	26.9%
6300 SUPPLIES	923,272	489,148	53.0%	51,418	5.6%	434,125	908,938	399,726	44.0%
6400 OTHER EXPENSE	785,213	437,701	55.7%	35,804	4.6%	347,512	1,087,622	292,333	26.9%
6500 DEBT SERVICE FEES	-	-	--	-	--	-	-	-	--
6600 CAPITAL OUTLAY	25,624	35,615	139.0%	-	0.0%	(9,991)	97,639	47,403	48.5%
TOTAL GENERAL ADMINISTRATION	12,360,881	4,095,543	33.1%	769,016	6.2%	8,265,339	19,379,165	3,606,029	18.6%
51 MAINTENANCE:									
6100 PAYROLL	15,706,227	4,904,043	31.2%	1,202,928	7.7%	10,802,184	16,538,862	4,941,687	29.9%
6200 CONTRACTED SERVICES	7,617,426	1,751,479	23.0%	384,293	5.0%	5,865,947	7,941,995	1,954,517	24.6%
6300 SUPPLIES	2,131,995	879,514	41.3%	141,266	6.6%	1,252,480	2,038,812	842,734	41.3%
6400 OTHER EXPENSE	2,408,873	199,300	8.3%	3,584	0.1%	2,209,573	1,554,676	2,082,654	134.0%
6500 DEBT SERVICE FEES	-	-	--	-	--	-	-	-	--
6600 CAPITAL OUTLAY	230,856	8,147	3.5%	-	0.0%	222,709	106,738	22,052	20.7%
TOTAL MAINTENANCE	28,095,377	7,742,483	27.6%	1,732,071	6.2%	20,352,893	28,181,083	9,843,644	34.9%
52 SECURITY:									
6100 PAYROLL	4,034,660	1,428,996	35.4%	313,703	7.8%	2,605,664	3,259,783	1,345,835	41.3%
6200 CONTRACTED SERVICES	765,664	37,801	4.9%	10,098	1.3%	727,863	1,183,619	69,484	5.9%
6300 SUPPLIES	232,264	21,364	9.2%	10,355	4.5%	210,900	286,845	137,136	47.8%
6400 OTHER EXPENSE	8,344	4,915	58.9%	-	0.0%	3,429	1,308	855	65.4%
6600 CAPITAL OUTLAY	38,100	-	0.0%	-	0.0%	38,100	48,100	-	0.0%
TOTAL SECURITY	5,079,032	1,493,076	29.4%	334,155	6.6%	3,585,956	4,779,655	1,553,311	32.5%
53 DATA PROCESSING:									
6100 PAYROLL	2,922,461	1,106,203	37.9%	342,725	11.7%	1,816,258	2,741,448	917,935	33.5%
6200 CONTRACTED SERVICES	929,101	481,982	51.9%	1,504	0.2%	447,118	907,506	367,921	40.5%
6300 SUPPLIES	960,368	439,716	45.8%	90,562	9.4%	520,652	1,003,526	311,311	31.0%
6400 OTHER EXPENSE	42,700	3,013	7.1%	1,208	2.8%	39,687	59,700	7,690	12.9%
6500 DEBT SERVICE FEES	-	-	--	-	--	-	-	-	--
6600 CAPITAL OUTLAY	9,479	9,479	100.0%	-	0.0%	-	102,044	7,440	7.3%
TOTAL DATA PROCESSING	4,864,109	2,040,393	41.9%	436,000	9.0%	2,823,715	4,814,224	1,612,297	33.5%
61 COMMUNITY SERVICES:									

**IRVING INDEPENDENT SCHOOL DISTRICT
COMPARISON OF GENERAL OPERATING BUDGET & ACTUAL
December 31, 2025**

	CURRENT YEAR						PRIOR YEAR		
	09/01/2025 to 12/31/2025			12/25 MTD	(OVER) UNDER		09/01/2024 to 12/31/2024		
	BUDGET	ACTUAL	%YTD	ACTUAL	%MTD	YTD BUDGET	BUDGET	ACTUAL	%YTD
6100 PAYROLL	975,707	411,958	42.2%	105,213	10.8%	563,749	2,521,018	101,266	4.0%
6200 CONTRACTED SERVICES	226,754	159,837	70.5%	40,931	18.1%	66,917	265,469	170,930	64.4%
6300 SUPPLIES	58,965	6,112	10.4%	1,289	2.2%	52,854	60,503	8,750	14.5%
6400 OTHER EXPENSE	135,936	48,652	35.8%	7,308	5.4%	87,284	177,695	86,963	48.9%
6600 CAPITAL OUTLAY	-	-	--	-	--	-	125,984	-	0.0%
TOTAL COMMUNITY SERVICES	1,397,362	626,559	44.8%	154,741	11.1%	770,803	3,150,668	367,910	11.7%
71 DEBT SERVICE									
6500 DEBT SERVICE FEES	-	-	--	-	--	-	63,750	63,750	100.0%
TOTAL PAYMENTS TO JJAEP	-	-	--	-	--	-	63,750	63,750	100.0%

**IRVING INDEPENDENT SCHOOL DISTRICT
COMPARISON OF GENERAL OPERATING BUDGET & ACTUAL
December 31, 2025**

	CURRENT YEAR						PRIOR YEAR		
	09/01/2025 to 12/31/2025			12/25 MTD ACTUAL	(OVER) UNDER YTD BUDGET		09/01/2024 to 12/31/2024		
	BUDGET	ACTUAL	%YTD	ACTUAL	%MTD	YTD BUDGET	BUDGET	ACTUAL	%YTD
81 FACILITIES:									
6200 CONTRACTED SERVICES	-	-	--	-	--	-	-	-	--
6300 SUPPLIES & MATERIALS	-	-	--	-	--	-	-	-	--
6400 OTHER EXPENSE	-	-	--	-	--	-	-	-	--
6600 CAPITAL OUTLAY	182,353	68,859	37.8%	5,900	3.2%	113,494	39,827	68,054	170.9%
TOTAL FACILITIES	182,353	68,859	37.8%	5,900	3.2%	113,494	39,827	68,054	170.9%
95 PAYMENTS TO JJAEP:									
6200 CONTRACTED SERVICES	190,000	8,814	4.6%	6,648	3.5%	181,186	190,000	33,894	17.8%
TOTAL PAYMENTS TO JJAEP	190,000	8,814	4.6%	6,648	3.5%	181,186	190,000	33,894	17.8%
97 PAYMENTS TO TIF:									
6400 OTHER EXPENSE	-	-	--	-	--	-	-	-	48
TOTAL PAYMENTS TO TIF	-	-	--	-	--	-	-	-	--
99 INTERGOVERNMENTAL CHARGES:									
6200 CONTRACTED SERVICES	782,242	391,122	50.0%	-	0.0%	391,120	740,232	369,647	49.9%
TOTAL INTERGOVERNMENTAL CHARGES	782,242	391,122	50.0%	-	0.0%	391,120	740,232	369,647	49.9%
OTHER USES:									
8911 INTERFUND TRANSFERS OUT	88,301	88,301	100.0%	-	0.0%	-	-	-	--
TOTAL OTHER USES	88,301	88,301	100.0%	-	0.0%	-	-	-	--
TOTAL 6000 EXPENDITURES:	336,063,396	110,469,830	32.9%	24,700,415	7.3%	225,593,565	324,394,031	107,968,159	33.3%
EXCESS (DEFICIENCY)									
REVENUE OVER EXPENDITURES:	(1,542,457)	21,642,912		(2,141,147)			(2,737,689)	30,716,221	
BEGINNING FUND BALANCE:	78,024,987	141,822,781					111,463,930	144,056,710	
ENDING FUND BALANCE:	76,482,529	163,465,693					108,726,241	174,772,931	

**IRVING INDEPENDENT SCHOOL DISTRICT
COMPARISON OF GENERAL OPERATING BUDGET & ACTUAL
December 31, 2025**

	CURRENT YEAR						PRIOR YEAR		
	09/01/2025 to 12/31/2025			12/25 MTD	(OVER) UNDER		09/01/2024 to 12/31/2024		
	BUDGET	ACTUAL	%YTD	ACTUAL	%MTD	YTD BUDGET	BUDGET	ACTUAL	%YTD
REVENUE SUMMARY:									
LOCAL REVENUE	158,700,688	33,152,498	20.9%	(124,879,995)	-79%	125,548,191	156,549,199	50,303,874	32.1%
STATE REVENUE	173,751,250	98,605,000	56.8%	3,082,165	2%	75,146,250	161,338,143	87,993,705	54.5%
FEDERAL REVENUE	2,069,000	355,244	17.2%	(662,457)	-32%	1,713,756	3,769,000	386,800	10.3%
OTHER SOURCES	-	-	--	-	--	-	-	-	--
TOTAL OTHER REVENUE SOURCES	334,520,938	132,112,742	39.5%	(122,460,287)	-37%	202,408,197	321,656,342	138,684,380	43.1%
APPROPRIATIONS/EXPENDITURES									
BUDGET CATEGORY SUMMARY:									
6100 PAYROLL	287,659,048	93,682,718	32.6%	22,435,082	8%	193,976,330	276,474,488	91,288,913	33.0%
6200 SERVICES	17,657,761	5,951,367	33.7%	750,178	4%	11,706,394	18,417,382	5,654,376	30.7%
6300 SUPPLIES	20,381,242	5,566,241	27.3%	441,097	2%	14,815,001	18,654,307	5,361,986	28.7%
6400 OTHER EXPENSE	8,525,743	4,379,204	51.4%	287,152	3%	4,146,538	8,021,690	4,185,012	52.2%
6500 DEBT SERVICE FEES	-	-	--	-	--	-	63,750	63,750	100.0%
6600 CAPITAL OUTLAY	1,751,300	801,999	45.8%	5,900	0%	949,301	2,762,414	1,414,122	51.2%
8900 OTHER USES	88,301	88,301	100.0%	-	0%	-	-	-	--
TOTAL APPROPRIATIONS/EXPENDITURES	336,063,396	110,469,830	32.9%	23,919,409	7%	225,593,565	324,394,031	107,968,159	33.3%

	09/01/2025 to 12/31/2025			12/25 MTD			09/01/2024 to 12/31/2024		
	BUDGET	ACTUAL	%YTD	ACTUAL	%MTD	(OVER) UNDER YTD BUDGET	BUDGET	ACTUAL	%YTD
REVENUE:									
LOCAL RESOURCES:									
5742 INVESTMENT EARNINGS	80,000	455,152	568.9%	110,546	138.2%	(375,152)	80,000	518,723	648.4%
5749 MISCELLANEOUS REVENUE	-	-	0.0%	-	--	-	-	10,985	--
5751 FOOD SERVICES	625,000	238,896	38.2%	42,248	6.8%	386,104	1,000,000	320,662	32.1%
5755 ACTIVITY FUND RECEIPTS	-	-	--	-	--	-	-	-	--
TOTAL LOCAL RESOURCES	705,000	694,048	98.4%	152,794	21.7%	10,952	1,080,000	850,370	78.7%
STATE RESOURCES:									
5829 TEA/NON-FOUNDATION REVENUE	120,000	-	0.0%	-	0.0%	120,000	120,000	-	0.0%
5839 STATE REVENUE TEXAS GRANTS	-	-	0.0%	-	0.0%	-	-	-	0.0%
TOTAL STATE RESOURCES	120,000	-	0.0%	-	0.0%	120,000	120,000	-	0.0%
FEDERAL RESOURCES:									
5921 SCHOOL BREAKFAST PROGRAM	6,097,851	2,942,205	48.2%	601,600	9.9%	3,155,646	6,000,000	2,301,144	38.4%
5922 NATIONAL SCHOOL LUNCH PROGRAM	17,203,697	7,153,324	41.6%	1,499,111	8.7%	10,050,373	15,346,000	7,969,704	51.9%
5923 USDA DONATED COMMODITIES	1,500,000	-	0.0%	-	0.0%	1,500,000	1,500,000	-	0.0%
5938 SUMMER FEEDING PROGRAM	-	-	--	-	--	-	-	-	--
5939 CACFP SUPPER PROGRAM	200,000	247,384	123.7%	50,571	25.3%	(47,384)	200,000	250,316	125.2%
TOTAL FEDERAL RESOURCES	25,001,548	10,342,912	41.4%	2,151,282	8.6%	14,658,636	23,046,000	10,521,165	45.7%
OTHER SOURCES:									
7949 SBITA PROCEEDS	-	-	--	-	--	-	-	-	--
TOTAL OTHER REVENUE SOURCES	-	-	--	-	--	-	-	-	--
TOTAL FOOD SERVICE REVENUE:	25,826,548	11,036,960	42.7%	2,304,077	8.9%	14,789,588	24,246,000	11,371,534	46.9%
EXPENDITURES:									
35 FOOD SERVICE:									
6100 PAYROLL	11,088,542	4,028,016	36.3%	863,542	7.8%	7,060,526	10,104,542	3,898,919	38.6%
6200 CONTRACTED SERVICES	895,071	229,983	25.7%	20,957	2.3%	665,088	870,857	165,368	19.0%
6300 SUPPLIES	12,986,983	5,239,428	40.3%	1,053,541	8.1%	7,747,555	11,599,177	4,771,482	41.1%
6400 OTHER EXPENSE	73,859	12,607	17.1%	494	0.7%	61,252	82,946	10,063	12.1%
6600 CAPITAL OUTLAY	1,122,402	184,061	16.4%	-	0.0%	938,341	1,224,646	211,474	17.3%
FOOD SERVICE EXPENDITURES	26,166,857	9,694,095	37.0%	1,938,534	7.4%	16,472,762	23,882,167	9,057,306	37.9%
36 EXTRA-CURRICULAR ACTIVITIES:									
6100 PAYROLL	-	-	--	-	--	-	-	-	--
6200 CONTRACTED SERVICES	-	-	--	-	--	-	-	-	--
6300 SUPPLIES	-	-	--	-	--	-	-	-	--
6400 OTHER EXPENSE	-	-	--	-	--	-	-	-	--
6600 CAPITAL OUTLAY	-	-	--	-	--	-	-	-	--
EXTRA-CURRICULAR ACTIVITIES	-	-	--	-	--	-	-	-	--
51 MAINTENANCE:									
6100 PAYROLL	96,275	32,216	33.5%	8,129	8.4%	64,059	80,275	20,339	25.3%
6200 CONTRACTED SERVICES	6,624	-	0.0%	-	0.0%	6,624	9,980	5,520	55.3%
6300 SUPPLIES	170,247	63,839	37.5%	3,148	1.8%	106,409	225,565	36,856	16.3%
MAINTENANCE EXPENDITURES	273,146	96,055	35.2%	11,276	4.1%	177,092	315,820	62,715	19.9%
71 DEBT SERVICE:									
6500 DEBT SERVICE FEES	-	-	--	-	--	-	-	-	--
DEBT SERVICE EXPENDITURES	-	-	--	-	--	-	-	-	--
81 FACILITIES:									
6200 CONTRACTED SERVICES	-	-	--	-	--	-	-	-	--
6600 CAPITAL OUTLAY	-	-	--	-	--	-	-	-	--
FACILITIES EXPENDITURES	-	-	--	-	--	-	-	-	--
89 OTHER USES:									
8911 INTERFUND TRANSFERS OUT	-	-	--	-	0.0%	-	-	-	--
TOTAL 6000 EXPENDITURES:	26,440,003	9,790,150	37.0%	1,949,810	7.4%	16,649,854	24,197,986	9,120,021	37.7%
EXCESS (DEFICIENCY) REVENUE OVER EXPENDITURES:	(613,455)	1,246,810		354,266			48,014	2,251,513	
BEGINNING FUND BALANCE:	7,041,056	18,963,248					5,211,668	14,617,813	
ENDING FUND BALANCE:	6,427,600	20,210,058					5,259,682	16,869,326	

**IRVING INDEPENDENT SCHOOL DISTRICT
COMPARISON OF DEBT SERVICE BUDGET & ACTUAL
December 31, 2025**

	CURRENT YEAR						PRIOR YEAR		
	09/01/2025 to 12/31/2025			12/25		(OVER) UNDER	09/01/2024 to 12/31/2024		
	BUDGET	YTD ACTUAL	%YTD	MTD ACTUAL	%MTD		YTD BUDGET	BUDGET	YTD ACTUAL
REVENUE:									
LOCAL RESOURCES:									
5711 TAXES CURRENT YEAR	64,969,192	12,527,761	19.3%	7,885,846	12.1%	52,441,431	64,299,650	19,342,226	30.1%
5712 DELINQUENT TAXES	100,000	(278,709)	-278.7%	3,854	3.9%	378,709	100,000	(208,053)	-208.1%
5719 OTHER TAX RELATED REVENUE	-	76,544	--	21,835	--	(76,544)	-	80,124	--
TOTAL TAXES	65,069,192	12,325,596	18.9%	7,911,535	12.2%	52,743,596	64,399,650	19,214,297	29.8%
5742 INVESTMENT EARNINGS	300,000	24,828	8.3%	5,976	2.0%	275,172	250,000	50,301	20.1%
TOTAL LOCAL RESOURCES	65,369,192	12,350,424	18.9%	7,917,511	12.1%	275,172	64,649,650	19,264,598	29.8%
STATE RESOURCES (EDA):									
5829 TEA/NON-FOUNDATION REVENUE	2,837,133	4,789,457	168.8%	4,789,457	168.8%	(1,952,324)	-	4,915,245	--
TOTAL STATE RESOURCES	2,837,133	4,789,457	168.8%	4,789,457	168.8%	(1,952,324)	-	4,915,245	--
OTHER SOURCES:									
7911 SALE OF BONDS	-	-	--	-	--	-	-	-	51
7915 INTERFUND TRANSERS IN	-	-	--	-	--	-	-	-	--
7916 PREMIUM (DISCOUNT) BONDS PAY	-	-	--	-	--	-	-	-	--
TOTAL OTHER SOURCES	-	-	--	-	0.0%	-	-	-	--
TOTAL REVENUE:	68,206,325	17,139,881	25.1%	20,618,504	30.2%	51,066,444	64,649,650	24,179,843	37.4%
EXPENDITURES:									
71 DEBT SERVICE:									
6500 DEBT SERVICE FEES	68,156,325	1,000	0.0%	1,000	0.0%	68,155,325	64,549,650	-	0.0%
DEBT SERVICE EXPENDITURES	68,156,325	1,000	0.0%	1,000	0.0%	68,155,325	64,549,650	-	0.0%
OTHER USES:									
8949 REFUNDING BONDS	-	-	0.0%	-	0.0%	-	-	-	--
TOTAL OTHER USES	-	-	0.0%	-	0.0%	-	-	-	--
TOTAL EXPENDITURES:	68,156,325	1,000	0.0%	1,000	0.0%	68,155,325	64,549,650	-	0.0%
EXCESS (DEFICIENCY)									
REVENUE OVER EXPENDITURES:	50,000	17,138,881		<u>20,617,504</u>			100,000	24,179,843	
BEGINNING FUND BALANCE:	9,730,167	16,880,496					8,394,557	14,096,673	
ENDING FUND BALANCE:	9,780,167	34,019,378					8,494,557	38,276,515	

**IRVING INDEPENDENT SCHOOL DISTRICT
COMBINED STATEMENT OF REVENUE, EXPENDITURES, AND CHANGES IN FUND BALANCES
ALL GOVERNMENTAL FUND TYPES
09/01/2025-12/31/2025**

DATA CONTROL CODES		GOVERNMENTAL FUND TYPES			
		100-199	200-499	500-599	600-699
		GENERAL	SPECIAL REVENUE EXCLUDING FOOD SERVICE	DEBT SERVICE	CAPITAL PROJECTS
	REVENUE:				
5700	Local and Intermediate Sources	\$ 33,152,498	\$ 83,336	\$ 12,350,424	\$ 6,538,271
5800	State Program Revenues	98,605,000.15	858,713	4,789,457	-
5900	Federal Program Revenues	355,244	5,453,298	-	-
5020	Total Revenue:	\$ 132,112,742	6,395,347	17,139,881	6,538,271
	EXPENDITURES:				
0010	Instruction and Instructional-Related Services	68,057,691	5,805,941	-	-
0020	Instructional and School Leadership	8,942,284	1,399,378	-	-
0030	Support Services - Student (Pupil)	16,914,704	563,400	-	480,077
0040	Administrative Support Services	4,095,543	56,708	-	184,865
0050	Support Services - Nonstudent Based	11,275,952	22,008	-	2,416,292
0060	Community Services	626,559	884,894	-	-
0070	Debt Service	-	-	1,000	9,500
0080	Capital Outlay	68,859	-	-	36,876,879
0090	Intergovernmental Charges/JJAEP/TIF	399,936	-	-	-
6030	Total Expenditures:	110,381,529	8,732,330	1,000	39,967,613
	EXCESS (DEFICIENCY) REVENUE OVER (UNDER) EXPENDITURES:	<u>21,731,213</u>	<u>(2,336,982)</u>	<u>17,138,881</u>	<u>(33,429,342)</u>
7900	OTHER FINANCING SOURCES:				
	Proceeds from Sale of Fixed Assets	-	-	-	-
	Proceeds from Sale of Bonds	-	-	-	222,115,000
	Premium (Discount) Bonds Payable	-	-	-	5,188,053
	Interfund Transfers In	-	-	-	7,900,000
7020	Total Other Financing Sources:	-	-	-	235,203,053
8900	OTHER FINANCING USES:				
	Refunding Bonds	-	-	-	-
	Interfund Transfers Out	88,301	-	-	7,900,000
8030	Total Other Financing Uses:	88,301	-	-	7,900,000
	TOTAL OTHER FINANCING SOURCES AND (USES):	<u>(88,301)</u>	<u>-</u>	<u>-</u>	<u>227,303,053</u>
1200	EXCESS (DEFICIENCY) REVENUE AND OTHER FINANCING SOURCES OVER (UNDER) EXPENDITURES AND OTHER FINANCING USES:	21,642,912	(2,336,982)	17,138,881	193,873,710
0100	FUND BALANCE - September 1 (Beginning):	153,507,914	(3,023,237)	20,725,742	469,498,986
3000	FUND BALANCE (DEFICIT) - (Ending):	\$ 175,150,825	\$ (5,360,219)	\$ 37,864,623	\$663,372,696

**IRVING INDEPENDENT SCHOOL DISTRICT
 COMBINED STATEMENT OF REVENUE, EXPENDITURES, AND CHANGES IN FUND BALANCES
 ALL GOVERNMENTAL FUND TYPES
 09/01/2024-12/31/2024**

DATA CONTROL CODES		GOVERNMENTAL FUND TYPES			
		100-199	200-499	500-599	600-699
		GENERAL	SPECIAL REVENUE EXCLUDING FOOD SERVICE	DEBT SERVICE	CAPITAL PROJECTS
	REVENUE:				
5700	Local and Intermediate Sources	\$ 50,303,874	\$ 86,185	\$ 19,264,598	\$ 6,189,471
5800	State Program Revenues	87,993,705.09	9,666	4,915,245	-
5900	Federal Program Revenues	386,800	2,611,677	-	-
5020	Total Revenue:	\$ 138,684,380	2,707,528	24,179,843	6,189,471
	EXPENDITURES:				
0010	Instruction and Instructional-Related Services	66,982,510	6,160,803	-	274,443
0020	Instructional and School Leadership	8,981,303	821,723	-	242,191
0030	Support Services - Student (Pupil)	14,485,810	560,750	-	271,687
0040	Administrative Support Services	3,606,029	814,870	-	198,459
0050	Support Services - Nonstudent Based	13,009,252	470,038	-	2,709,266
0060	Community Services	367,910	884,903	-	-
0070	Debt Service	-	-	-	-
0080	Capital Outlay	68,054	-	-	15,242,241
0090	Intergovernmental Charges/JJAEF/TIF	403,541	-	-	-
6030	Total Expenditures:	107,904,409	9,713,088	-	18,938,288
	EXCESS (DEFICIENCY) REVENUE OVER (UNDER) EXPENDITURES:	<u>30,779,971</u>	<u>(7,005,560)</u>	<u>24,179,843</u>	<u>(12,748,817)</u>
7900	OTHER FINANCING SOURCES:				
	Proceeds from Sale of Fixed Assets	-	-	-	-
	Proceeds from Sale of Bonds	-	-	-	-
	Premium (Discount) Bonds Payable	-	-	-	-
	Operating Transfers In	-	-	-	-
	Special Items	-	-	-	-
	SBITA Proceeds	-	-	-	-
	Interfund Transfers In	-	-	-	4,000,000
7020	Total Other Financing Sources:	-	-	-	4,000,000
8900	OTHER FINANCING USES:				
	Refunding Bonds	-	-	-	-
	Operating Transfers Out	-	-	-	2,533,710
8030	Total Other Financing Uses:	-	-	-	2,533,710
	TOTAL OTHER FINANCING SOURCES AND (USES):	<u>-</u>	<u>-</u>	<u>-</u>	<u>1,466,290</u>
1200	EXCESS (DEFICIENCY) REVENUE AND OTHER FINANCING SOURCES OVER (UNDER) EXPENDITURES AND OTHER FINANCING USES:	30,779,971	(7,005,560)	24,179,843	(11,282,527)
0100	FUND BALANCE - September 1 (Beginning):	<u>111,840,657</u>	<u>(208,280)</u>	<u>(7,357,612)</u>	<u>(19,278,210)</u>
3000	FUND BALANCE (DEFICIT) - (Ending):	\$ <u>142,620,628</u>	\$ <u>(7,213,840)</u>	\$ <u>16,822,231</u>	\$ <u>(30,560,738)</u>

IRVING INDEPENDENT SCHOOL DISTRICT
 COMPARISON OF INTERNAL SERVICE FUNDS BUDGET & ACTUAL
 December 31, 2025

	CURRENT YEAR						PRIOR YEAR		
	09/01/2025 to 12/31/2025			12/25			09/01/2024 to 12/31/2024		
	BUDGET	YTD ACTUAL	%YTD	MTD ACTUAL	%MTD	(OVER) YTD BUDGET	BUDGET	YTD ACTUAL	%YTD
REVENUE:									
LOCAL RESOURCES:									
5739 OTHER TUITION AND FEES	-	-	-	-	-	-	-	-	-
5742 INVESTMENT EARNINGS	1,000.00	34,270.14	3427.0%	8,323	832.3%	(33,270)	1,000	39,057	3905.7%
5744 GIFTS AND BEQUESTS	-	-	-	-	-	-	-	-	-
5749 MISCELLANEOUS REVENUE	-	522	-	244	-	(522)	435,647	-	0.0%
5751 FOOD SERVICES	-	-	-	-	-	-	-	-	-
5754 INTERFUND TRANSACTIONS	2,040,368	463,212	22.7%	106,235	5.2%	1,577,156	2,040,368	502,421	24.6%
5755 ACTIVITY FUND RECEIPTS	-	-	-	-	-	-	250	-	0.0%
5769 REVENUE FROM INTERMEDIATE	-	-	-	-	-	-	-	-	-
TOTAL LOCAL RESOURCES	2,041,368	498,004	24.4%	114,802	5.6%	1,543,364	2,477,265	541,478	21.9%
OTHER SOURCES:									
7901 SALE OF REFUNDING BONDS	-	-	0.0%	-	0.0%	-	-	-	0.0%
7911 SALE OF BONDS	-	-	0.0%	-	0.0%	-	-	-	0.0%
7915 INTERFUND TRANSFER IN	88,301	88,301.00	100.0%	-	0.0%	-	-	-	-
7916 PREMIUM (DISCOUNT) BONDS PAY	-	-	0.0%	-	0.0%	-	-	-	0.0%
7999 OTHER MISC SOURCES	-	-	0.0%	-	0.0%	-	-	-	0.0%
TOTAL OTHER SOURCES	88,301	88,301.00	0.0%	-	0.0%	-	-	-	0.0%
TOTAL INTERNAL SERVICE FUNDS REVENUE:	2,129,669	586,305	27.5%	114,802	5.4%	1,543,364	2,477,265	541,478	21.9%
EXPENDITURES:									
13 STAFF DEVELOPMENT:									
6300 SUPPLIES	-	-	-	-	-	-	-	-	-
TOTAL STAFF DEVELOPMENT	-	-	-	-	-	-	-	-	-
21 INSTRUCTIONAL ADMINISTRATION:									
6100 PAYROLL	-	-	-	-	-	-	225,387	(599)	-0.3%
6200 CONTRACTED SERVICES	-	-	-	-	-	-	-	-	-
6300 SUPPLIES	-	-	-	-	-	-	200,010	-	0.0%
6400 OTHER EXPENSE	-	-	-	-	-	-	10,500	-	0.0%
6600 CAPITAL OUTLAY	-	-	-	-	-	-	-	-	-
TOTAL INSTRUCTIONAL ADMINISTRATION	-	-	-	-	-	-	435,897	(599)	-0.1%
35 FOOD SERVICE									
6100 PAYROLL COSTS	-	-	-	-	-	-	-	-	-
6200 CONTRACTED SERVICES	-	-	-	-	-	-	-	-	-
6300 SUPPLIES	-	-	-	-	-	-	-	-	-
TOTAL EXTRA-CURRICULAR ACTIVITIES:	-	-	-	-	-	-	-	-	-
36 EXTRA-CURRICULAR ACTIVITIES:									
6100 PAYROLL	-	-	-	-	-	-	-	-	-
6200 CONTRACTED SERVICES	-	-	-	-	-	-	-	-	-
6300 SUPPLIES	-	-	-	-	-	-	-	-	-
6400 OTHER OPERATING COST	-	-	-	-	-	-	-	-	-
TOTAL EXTRA-CURRICULAR ACTIVITIES:	-	-	-	-	-	-	-	-	-
41 GENERAL ADMINISTRATION:									
6100 PAYROLL	177,270	44,057	24.9%	11,106	6.3%	133,213	177,270	44,465	25.1%
6200 CONTRACTED SERVICES	130,959	1,265,842	966.6%	45,866	35.0%	(1,134,883)	1,256,055	1,265,674	100.8%
6300 SUPPLIES	39,646	2,201	5.6%	81	0.2%	37,445	47,814	2,400	5.0%
6400 OTHER EXPENSE	1,634,286	34,858	2.1%	26,695	1.6%	1,599,428	390,840	26,801	6.9%
6500 DEBT SERVICE FEES	-	-	-	-	-	-	-	-	-
6600 CAPITAL OUTLAY	101,041	16,840	16.7%	-	0.0%	84,201	127,511	32,132	25.2%
TOTAL GENERAL ADMINISTRATION	2,083,202	1,363,798	65.5%	83,748	4.0%	719,404	1,999,490	1,371,472	68.6%
51 MAINTENANCE:									
6100 PAYROLL	-	-	-	-	-	-	-	-	-
6200 CONTRACTED SERVICES	-	-	-	-	-	-	-	-	-
6300 SUPPLIES	3,660	-	0.0%	-	0.0%	3,660	3,660	-	0.0%
6400 OTHER OPERATING COST	42,807	35,273	82.4%	855	2.0%	7,534	41,807	35,853	85.8%
TOTAL EXTRA-CURRICULAR ACTIVITIES:	46,467	35,273	-	855	-	11,194	45,467	35,853	-
61 COMMUNITY SERVICES:									
6100 PAYROLL	-	-	-	-	-	-	-	-	-
6200 CONTRACTED SERVICES	-	-	-	-	-	-	-	-	-
6300 SUPPLIES	-	-	-	-	-	-	-	-	-
6400 OTHER EXPENSE	-	-	-	-	-	-	-	-	-
TOTAL COMMUNITY SERVICES	-	-	-	-	-	-	-	-	-
71 DEBT SERVICE:									
6500 DEBT SERVICE FEES	-	-	-	-	-	-	-	-	-
DEBT SERVICE EXPENDITURES	-	-	-	-	-	11,194	-	-	-
OTHER USES:									
8911 INTERFUND TRANSFERS OUT	-	-	-	-	-	-	-	-	-
TOTAL OTHER USES	-	-	-	-	-	-	-	-	-
TOTAL 6000 EXPENDITURES:	2,129,669	1,399,071	65.7%	84,603	4.0%	730,598	2,480,854	1,406,726	56.7%
NET INCOME (LOSS)	-	(812,766)	-	30,199	-	(3,589)	(3,589)	(865,248)	-
BEGINNING FUND BALANCE:	66,265	254,216	-	-	-	-	189,717	1,112,496	-
ENDING FUND EQUITY BALANCE:	66,265	(558,550)	-	-	-	-	186,128	247,248	-

**IRVING INDEPENDENT SCHOOL DISTRICT
COMBINED STATEMENT OF REVENUE, EXPENSES AND
CHANGES IN FUND NET ASSETS
INTERNAL SERVICE FUNDS
09/01/2025-12/31/2025**

	WORKERS COMPENSATION 771	UNEMPLOYMENT 772	SCIENCE REFURBISHMENT 774	PRINTSHOP SERVICE CENTER 775	TOTAL PROPRIETARY FUNDS 700-799
OPERATING REVENUE					
5700 Charges for Services	\$ 427,532	\$ 3,881	\$ -	\$ 32,321	\$ 463,734
5020 Total Operating Revenue	427,532	3,881	-	32,321	463,734
OPERATING EXPENSES					
6100 Payroll Costs	27,321	16,736			44,057
6200 Professional/Contracted Services	1,258,589		-	7,253	1,265,842
6300 Supplies and Materials	2,201	-	-	-	2,201
6400 Claims, Admin, & Other Expenses	36,875	33,256			70,131
6600 Capital Outlay				16,840	16,840
6030 Total Operating Expenses	1,324,985	49,993	-	24,093	1,399,071
Operating Income (Loss)	(897,453)	(46,111)	-	8,227	(935,337)
NON-OPERATING REVENUE					
5742 Interest Income	34,270	-	-	-	34,270
OTHER SOURCES					
7900 Interfund Transfers In	88,301	-	-	-	88,301
OTHER USES					
8911 Interfund Transfers Out	-	-	-	-	-
CHANGE IN NET ASSETS					
	\$ (774,882)	\$ (46,111)	\$ -	\$ 8,227	\$ (812,766)
Total Net Assets - September 1					
0100 (Beginning)	\$ 1,745,652	\$ 453,940	\$ (797,416)	\$ 104,231	\$ 1,506,408
3000 TOTAL NET ASSETS	\$ 970,769	\$ 407,829	\$ (797,416)	\$ 112,459	\$ 693,641

55

**IRVING INDEPENDENT SCHOOL DISTRICT
 COMBINED STATEMENT OF REVENUE, EXPENSES AND
 CHANGES IN FUND NET ASSETS
 INTERNAL SERVICE FUNDS
 09/01/2024-12/31/2024**

	WORKERS COMPENSATION 771	UNEMPLOYMENT 772	SCIENCE REFURBISHMENT 774	PRINTSHOP SERVICE CENTER 775	TOTAL PROPRIETARY FUNDS 700-799
OPERATING REVENUE					
5700 Charges for Services	\$ 433,735	\$ 3,938	\$ -	\$ 64,749	# \$ 502,421
5020 Total Operating Revenue	433,735	3,938	-	64,749	502,421
OPERATING EXPENSES					
6100 Payroll Costs	27,737	16,727	(599)		43,866
6200 Professional/Contracted Services	1,253,601	6,600		5,474	1,265,674
6300 Supplies and Materials	2,400	-	-	-	2,400
6400 Claims, Admin, & Other Expenses	62,654	-	-	-	62,654
6500 Debt Service Fees	-	-	-	-	-
6600 Capital Outlay	-	-	-	32,132	32,132
6030 Total Operating Expenses	1,346,392	23,327	(599)	37,606	1,406,726
Operating Income (Loss)	(912,658)	(19,389)	599	27,143	(904,305)
NON-OPERATING REVENUE					
5742 Interest Income	39,057	-	-	-	39,057
OTHER SOURCES					
7900 Interfund Transfers In	-	-	-	-	-
OTHER USES					
8911 Interfund Transfers Out	-	-	-	-	-
CHANGE IN NET ASSETS					
	\$ (873,601)	\$ (19,389)	\$ 599	\$ 27,143	\$ (865,248)
Total Net Assets - September 1					
0100 (Beginning)	\$ 1,349,052	\$ 614,277	\$ (213,322)	\$ 45,893	\$ 1,795,900
3000 TOTAL NET ASSETS	\$ 475,451	\$ 594,887	\$ (212,724)	\$ 73,037	\$ 930,652

CONSOLIDATED BALANCE SHEET FOR GO 2026 4

OBJ	OBJ DESCRIPTION	NET CHANGE FOR PERIOD	ACCOUNT BALANCE
ASSETS			
1111	CASH IN BANK	-2,911,629.95	48,672,040.29
1151	IMPREST FUNDS	.00	730.79
1152	IMPREST CAFT/ACCT. OVER/UNDER	.00	-137.15
1153	IMPREST CHANGE FUND	-425.00	3,704.45
1170	LEGACY TEXAS MMA	2,970.17	1,259,912.60
1173	AGENCY SECURITIES	.00	8,508,388.41
1175	TEXPOOL	3,890.20	1,200,740.72
1176	TEXSTAR	33,914.27	10,474,477.76
1177	LONE STAR POOL	20,627.15	6,401,177.34
1178	TEXAS CLASS	188,198.10	91,371,092.68
1179	LOGIC	33,568.35	10,035,611.27
1180	LANDING ROCK INVESTORS	34,865.87	11,625,069.76
1222	PROPERTY TAXES - DELQ-PRIOR YE	.00	6,591,100.00
1231	ALLOWANCE FOR UNCOLLECTABLE TA	.00	-2,287,966.00
1241	DUE FROM STATE	.00	3,446,664.00
1251	ACCRUED INTEREST	17,695.84	21,579.96
1262	DUE FROM SPECIAL REVENUE	.00	2,677,984.00
1263	DUE FROM I & S	535.18	-947.37
1266	DUE FROM INTERNAL SERVICE FUND	.00	771,403.00
1291	RECEIVABLES	.00	-.25
1295	DUE FROM TRISTAR	50,000.00	56,546.51
1311	INVENTORIES - GENERAL SUPPLIES	-33,380.86	314,610.71
1312	INVENTORIES - SCHOOLDUDE	7,305.60	505,756.34
1313	POSTAGE	.00	37,658.78
1411	DEFERRED EXPENDITURES	.00	57,420.00
1493	RETURNED CHECKS	.00	10,225.34
1495	PREPAID EXPENSE	.00	37,026.30
	TOTAL ASSETS	-2,551,865.08	201,791,870.24
LIABILITIES			
2110	ACTIVE CARD INTEGRATION PAYABL	18,726.15	31,490.34
2111	ACCOUNTS PAYABLE	628,769.47	-79,804.57
2113	TAX REFUNDS/ATTNY'S FEE	-165,777.48	-387,696.40
2114	RETAINAGES	.00	40.00
2161	ACCRUED WAGES PAYABLE	.00	-16,067,438.26
2173	DUE TO I&S	.00	-20,091.00
2181	DUE TO STATE	2.30	2,336.24
2192	DUE TO EMPLOYEE GROUPS	.00	-3,510.37
2199	CREDIT CARD SUSPENSION	-4,299.04	-55,857.44
2311	DEFERRED REVENUE	.00	-4,306,907.71
	TOTAL LIABILITIES	477,421.40	-20,887,439.17
FUND BALANCE			
3411	RESERVE FOR INVENTORIES	.00	-623,456.00

CONSOLIDATED BALANCE SHEET FOR GO 2026 4

OBJ	OBJ DESCRIPTION	NET CHANGE FOR PERIOD	ACCOUNT BALANCE
FUND BALANCE			
3431	RESERVE FOR PREPAID ITEMS	.00	-99,921.00
3441	RESERVE FOR OUTSTANDING ENCUMB	.00	392,378.42
3591	OTHER DESIGNATED FUND BALANCE	.00	-39,167,916.45
3610	FUND BALANCE FOR PEIMS	.00	-308.23
3611	FUND BALANCE BEG-OF-YEAR	.00	-119,761,582.21
3612	BUDGET SURPLUS/DEFICIT	-11,643.74	1,541,743.28
4310	RESERVE FOR ENCUMBRANCES	-633,399.85	-6,579,098.00
4311	RESERVE FOR ENCUMBRANCES	633,399.85	6,579,098.00
5010	ESTIMATED REVENUE - CO	48,533.05	334,520,938.48
5050	REALIZED REVENUE - CO	-22,559,279.15	-132,112,741.93
6010	APPROPRIATED EXPENDITURES - CO	-36,889.31	-336,063,395.76
6050	EXPENDITURES - CO	24,633,722.83	110,471,280.22
	TOTAL FUND BALANCE	2,074,443.68	-180,902,981.18
	TOTAL LIABILITIES + FUND BALANCE	2,551,865.08	-201,790,420.35

** END OF REPORT - Generated by MIEISHA RUNNELS **

CONSOLIDATED BALANCE SHEET FOR FS 2026 4

OBJ	OBJ DESCRIPTION	NET CHANGE FOR PERIOD	ACCOUNT BALANCE
ASSETS			
1111	CASH IN BANK	264,172.00	-11,579,420.48
1151	IMPREST FUNDS	.00	1,000.00
1153	IMPREST CHANGE FUND	.00	685.00
1178	TEXAS CLASS	110,546.35	32,853,184.70
1241	DUE FROM STATE	-29,038.72	4,341,549.93
1311	INVENTORIES - GENERAL SUPPLIES	.00	180,126.58
	TOTAL ASSETS	345,679.63	25,797,125.73
LIABILITIES			
2110	ACTIVE CARD INTEGRATION PAYABL	1,000.00	4,938.37
2111	ACCOUNTS PAYABLE	19,453.62	-4,562.21
	TOTAL LIABILITIES	20,453.62	376.16
FUND BALANCE			
3411	RESERVE FOR INVENTORIES	.00	-269,460.00
3441	RESERVE FOR OUTSTANDING ENCUMB	.00	1,377.40
3451	RESERVE - FOOD SERVICE	.00	-24,282,609.15
3612	BUDGET SURPLUS/DEFICIT	.00	613,455.19
4310	RESERVE FOR ENCUMBRANCES	172,055.63	-338,646.59
4311	RESERVE FOR ENCUMBRANCES	-172,055.63	338,646.59
5010	ESTIMATED REVENUE - CO	.00	25,826,548.00
5050	REALIZED REVENUE - CO	-2,304,076.67	-11,036,959.73
6010	APPROPRIATED EXPENDITURES - CO	.00	-26,440,003.19
6050	EXPENDITURES - CO	1,937,943.42	9,790,149.57
	TOTAL FUND BALANCE	-366,133.25	-25,797,501.91
	TOTAL LIABILITIES + FUND BALANCE	-345,679.63	-25,797,125.75

59

** END OF REPORT - Generated by MIEISHA RUNNELS **

CONSOLIDATED BALANCE SHEET FOR DS 2026 4

OBJ	OBJ DESCRIPTION	NET CHANGE FOR PERIOD	ACCOUNT BALANCE
ASSETS			
1111	CASH IN BANK	12,700,527.51	31,525,577.34
1177	LONE STAR POOL	3,257.02	1,010,744.02
1178	TEXAS CLASS	2,719.04	808,067.76
1222	PROPERTY TAXES - DELQ-PRIOR YE	.00	2,238,406.00
1231	ALLOWANCE FOR UNCOLLECTABLE TA	.00	-615,051.00
1261	DUE FROM OPERATING	.00	20,091.00
	TOTAL ASSETS	12,706,503.57	34,987,835.12
LIABILITIES			
2171	DUE TO GENERAL FUND	-535.18	947.37
2184	DUE TO STATE	.00	-210,981.00
2311	DEFERRED REVENUE	.00	-1,623,355.00
	TOTAL LIABILITIES	-535.18	-1,833,388.63
FUND BALANCE			
3480	RESTRICTED - LT DEBT RETIREMEN	.00	-11,321,660.82
3611	FUND BALANCE BEG-OF-YEAR	.00	-4,693,904.47
3612	BUDGET SURPLUS/DEFICIT	.00	-50,000.00
5010	ESTIMATED REVENUE - CO	.00	68,206,325.00
5050	REALIZED REVENUE - CO	-12,706,968.39	-17,139,881.20
6010	APPROPRIATED EXPENDITURES - CO	.00	-68,156,325.00
6050	EXPENDITURES - CO	1,000.00	1,000.00
	TOTAL FUND BALANCE	-12,705,968.39	-33,154,446.49
	TOTAL LIABILITIES + FUND BALANCE	-12,706,503.57	-34,987,835.12

60

** END OF REPORT - Generated by MIEISHA RUNNELS **



CONSENT AGENDA ITEM

Tuesday, February 17, 2026

TOPIC

Consider Approval Of The Supplements To The Irving ISD Tax Rolls

PRESENTED BY

FERNANDO NATIVIDAD

BACKGROUND

The Board approved the tax roll on August 18, 2025. Supplements to the tax rolls are prepared monthly by the Dallas Central Appraisal District.

ADMINISTRATIVE RECOMMENDATION

The Administration recommends that the Board of Trustees approve the supplements to the Irving ISD tax rolls.

RECOMMENDED BOARD MOTION

I move the Board approve the Supplements to the Irving ISD Tax Rolls.

AGENDA SHEET

MEETING DATE

Tuesday, February 17, 2026

TOPIC

Consider Approval Of The Supplements To The Irving ISD Tax Rolls

MEMO

Date: February 17, 2026

To: Fernando Natividad, Chief Financial Officer

From: Cher Elzy, Executive Director of Tax Compliance

Subject: January Supplement Reports

Attached for your consideration are the January Supplement Reports.

Thank you.



DALLAS CENTRAL APPRAISAL DISTRICT

SUPPLEMENT 01-2026

As of January 13, 2026

**State of Texas
County of Dallas**

Property Tax Code, Section 25.25

I, Shane Docherty, Executive Director/Chief Appraiser of the Dallas Central Appraisal District, attest to the best of my knowledge, that the attached is a supplement to the certified appraisal roll which lists taxable property for

IRVING ISD

Tax Year	Amount of
2025	38,142,672-
2024	83,756,803-
2023	2,346,980-
2022	71,940-
2021	26,620-

Date : January 22, 2026

**Shane Docherty
Executive Director/Chief Appraiser**

2025 SUPPLEMENT NO. 06

Real Property Additions		Personal Property Additions
\$	0	\$ 439,700
Total Additions	Supplemental Change Report	Net Changes of Changes
\$ 439,700	\$ (38,582,372)	\$ (38,142,672)

Summary of Supplemental Change Report
#1 through #6

Value	Reason
\$ (104,824,473)	Exemptions and Value Changes
\$ 847,344,947	Total Additions
\$ 742,520,474	Net Total

2024 SUPPLEMENT NO. 18

Real Property Additions	\$ 0	Personal Property Additions	\$ 0
Total Additions	\$ 0	Supplemental Change Report	\$ (83,756,803)
		Net Changes of Changes	\$ (83,756,803)

Summary of Supplemental Change Report
#1 through #18

Value	Reason
\$ (646,733,909)	Exemptions and Value Changes
\$ 320,983,924	Total Additions
\$ (325,749,985)	Net Total

2023 SUPPLEMENT NO. 30

Real Property Additions		Personal Property Additions
\$ 0		\$ 0
Total Additions	Supplemental Change Report	Net Changes of Changes
\$ 0	\$ (2,346,980)	\$ (2,346,980)

Summary of Supplemental Change Report
#1 through #30

Value	Reason
\$ (889,004,007)	Exemptions and Value Changes
\$ 651,161,970	Total Additions
\$ (237,842,037)	Net Total

2022 SUPPLEMENT NO. 42

Real Property Additions	\$ 0	Personal Property Additions	\$ 0
Total Additions	\$ 0	Supplemental Change Report	\$ (71,940)
		Net Changes of Changes	\$ (71,940)

Summary of Supplemental Change Report
#1 through #42

Value	Reason
\$ (714,330,773)	Exemptions and Value Changes
\$ 536,734,353	Total Additions
\$ (177,596,420)	Net Total

2021 SUPPLEMENT NO. 54

Real Property Additions		Personal Property Additions
\$ 0		\$ 0
Total Additions	Supplemental Change Report	Net Changes of Changes
\$ 0	\$ (26,620)	\$ (26,620)

Summary of Supplemental Change Report
#1 through #54

Value	Reason
\$ (381,105,194)	Exemptions and Value Changes
\$ 656,479,235	Total Additions
\$ 275,374,041	Net Total

FY 2025-2026

COMPARISON OF BUDGET TO ACTUAL TAX ROLL

	ORIGINAL BUDGET	CERTIFIED TAX ROLL	ROLLS 1 - 6	ADJUSTED TAX ROLL
NET TAXABLE VALUE	\$ 22,909,175,210	\$ 22,307,229,200	742,520,474	\$ 23,049,749,674
M & O LEVY (0.7179)	\$ 164,464,969	\$ 160,143,598	5,330,554	\$ 165,474,152
I & S LEVY (.2980)	\$ 68,269,342	\$ 66,475,543	2,212,711	\$ 68,688,254
TOTAL LEVY (1.0159)	\$ 232,734,311	\$ 226,619,141	7,543,265	\$ 234,162,406

2025 SUPPLEMENT	TAXABLE VALUE
SUPPLEMENT NO. 1	56,373,457
SUPPLEMENT NO. 2	182,289,549
SUPPLEMENT NO. 3	321,451,045
SUPPLEMENT NO. 4	141,933,522
SUPPLEMENT NO. 5	78,615,573
SUPPLEMENT NO. 6	-38,142,672

TOTAL **742,520,474**

* LEVY REFLECTS FROZEN LOSS FROM OVER 65 & DISABILITY ACCOUNTS

2024 SUPPLEMENTAL BUDGET	-150,000,000
NET GAIN (LOSS) TO TAX	<u>892,520,474</u>

LEVY GAIN (LOSS) M & O	6,407,404
LEVY GAIN (LOSS) I & S	2,659,711
TOTAL LEVY GAIN (LOSS) DUE TO SUPPLEMENTS	<u>9,067,115</u>

FY 2024-2025

COMPARISON OF BUDGET TO ACTUAL TAX ROLL

	ORIGINAL BUDGET	CERTIFIED TAX ROLL	ROLLS 1 - 18	ADJUSTED TAX ROLL
NET TAXABLE VALUE	\$ 22,786,745,294	\$ 22,546,567,363	-325,749,985	\$ 22,220,817,378
M & O LEVY (0.7179)	\$ 163,571,686	\$ 161,861,807	-2,338,559	\$ 159,523,248
I & S LEVY (.2980)	\$ 67,898,541	\$ 67,188,771	-970,735	\$ 66,218,036
TOTAL LEVY (1.0159)	\$ 231,470,227	\$ 229,050,578	-3,309,294	\$ 225,741,284

2024 SUPPLEMENT	TAXABLE VALUE
SUPPLEMENT NO. 1	64,188,385
SUPPLEMENT NO. 2	140,103,307
SUPPLEMENT NO. 3	91,131,986
SUPPLEMENT NO. 4	-34,682,584
SUPPLEMENT NO. 5	-9,520,752
SUPPLEMENT NO. 6	-5,510,626
SUPPLEMENT NO. 7	-19,382,069
SUPPLEMENT NO. 8	-48,019,555
SUPPLEMENT NO. 9	-39,511,608
SUPPLEMENT NO. 10	-46,474,077
SUPPLEMENT NO. 11	-35,940,857
SUPPLEMENT NO. 12	-69,884,528
SUPPLEMENT NO. 13	-61,264,667
SUPPLEMENT NO. 14	-72,406,364
SUPPLEMENT NO. 15	-28,144,763
SUPPLEMENT NO. 16	-26,181,953
SUPPLEMENT NO. 17	-40,492,457
SUPPLEMENT NO. 18	-83,756,803

TOTAL **-325,749,985**

* LEVY REFLECTS FROZEN LOSS FROM OVER 65 & DISABILITY ACCOUNTS

2024 SUPPLEMENTAL BUDGET	-150,000,000
NET GAIN (LOSS) TO TAX	<u>(175,749,985)</u>
LEVY GAIN (LOSS) M & O	-1,261,709
LEVY GAIN (LOSS) I & S	-523,735
TOTAL LEVY GAIN (LOSS) DUE TO SUPPLEMENTS	<u>-1,785,444</u>

FY 2023-2024

COMPARISON OF BUDGET TO ACTUAL TAX ROLL

	ORIGINAL BUDGET	CERTIFIED TAX ROLL	ROLLS 1 - 30	ADJUSTED TAX ROLL
NET TAXABLE VALUE	\$ 21,868,208,126	\$ 20,003,908,010	-237,842,037	\$ 19,766,065,973
M & O LEVY (0.7279)	\$ 159,178,687	\$ 145,608,446	-1,731,252	\$ 143,877,194
I & S LEVY (.3002)	\$ 65,648,361	\$ 60,051,732	-714,002	\$ 59,337,730
TOTAL LEVY (1.0281)	\$ 224,827,048	\$ 205,660,178	-2,445,254	\$ 203,214,924

2023 SUPPLEMENT	TAXABLE VALUE
SUPPLEMENT NO. 1	351,864,836
SUPPLEMENT NO. 2	170,903,554
SUPPLEMENT NO. 3	45,606,938
SUPPLEMENT NO. 4	21,837,256
SUPPLEMENT NO. 5	-2,980,619
SUPPLEMENT NO. 6	-26,392,915
SUPPLEMENT NO. 7	-34,099,505
SUPPLEMENT NO. 8	-37,246,168
SUPPLEMENT NO. 9	-9,786,752
SUPPLEMENT NO. 10	-79,254,207
SUPPLEMENT NO. 11	-14,187,846
SUPPLEMENT NO. 12	-57,745,061
SUPPLEMENT NO. 13	-48,504,743
SUPPLEMENT NO. 14	-56,317,203
SUPPLEMENT NO. 15	-48,555,193
SUPPLEMENT NO. 16	-73,731,757
SUPPLEMENT NO. 17	-84,155,250
SUPPLEMENT NO. 18	-94,815,398
SUPPLEMENT NO. 19	-32,343,699
SUPPLEMENT NO. 20	-27,659,360
SUPPLEMENT NO. 21	-35,245,159
SUPPLEMENT NO. 22	-30,896,030
SUPPLEMENT NO. 23	-2,832,990
SUPPLEMENT NO. 24	-10,931,337
SUPPLEMENT NO. 25	-5,687,894
SUPPLEMENT NO. 26	-2,040,163
SUPPLEMENT NO. 27	-1,908,358
SUPPLEMENT NO. 28	-2,278,601
SUPPLEMENT NO. 29	-6,111,433
SUPPLEMENT NO. 30	-2,346,980

TOTAL -237,842,037

* LEVY REFLECTS FROZEN LOSS FROM OVER 65 & DISABILITY ACCOUNTS

2023 SUPPLEMENTAL BUDGET	-150,000,000
NET GAIN (LOSS) TO TAX	<u>(87,842,037)</u>
LEVY GAIN (LOSS) M & O	-639,402
LEVY GAIN (LOSS) I & S	-263,702
TOTAL LEVY GAIN (LOSS) DUE TO SUPPLEMENTS	<u>-903,104</u>

FY 2022-2023

COMPARISON OF BUDGET TO ACTUAL TAX ROLL

	ORIGINAL BUDGET	CERTIFIED TAX ROLL	ROLLS 1 - 42	ADJUSTED TAX ROLL
NET TAXABLE VALUE	\$ 19,462,591,586	\$ 19,095,365,105	-177,596,420	\$ 18,917,768,685
M & O LEVY (0.9056)	\$ 176,253,229	\$ 172,927,626	-1,608,313	\$ 171,319,313
I & S LEVY (.2418)	\$ 47,060,546	\$ 46,172,593	-429,428	\$ 45,743,165
TOTAL LEVY (1.1474)	\$ 223,313,775	\$ 219,100,219	-2,037,741	\$ 217,062,478

2022 SUPPLEMENT	TAXABLE VALUE
SUPPLEMENT NO. 1	88,407,442
SUPPLEMENT NO. 2	184,253,590
SUPPLEMENT NO. 3	156,291,881
SUPPLEMENT NO. 4	55,395,081
SUPPLEMENT NO. 5	-280,000
SUPPLEMENT NO. 6	-355,000
SUPPLEMENT NO. 7	-81,030,418
SUPPLEMENT NO. 8	-2,194,340
SUPPLEMENT NO. 9	-33,708,843
SUPPLEMENT NO. 10	-17,715,667
SUPPLEMENT NO. 11	-36,352,638
SUPPLEMENT NO. 12	-36,221,378
SUPPLEMENT NO. 13	-41,859,995
SUPPLEMENT NO. 14	-32,944,537
SUPPLEMENT NO. 15	-24,250,375
SUPPLEMENT NO. 16	-26,776,122
SUPPLEMENT NO. 17	-30,814,162
SUPPLEMENT NO. 18	-121,962,848
SUPPLEMENT NO. 19	-53,731,598
SUPPLEMENT NO. 20	-44,582,740
SUPPLEMENT NO. 21	6,485,974
SUPPLEMENT NO. 22	-35,281,055
SUPPLEMENT NO. 23	-18,077,120
SUPPLEMENT NO. 24	-5,247,134
SUPPLEMENT NO. 25	-4,585,453
SUPPLEMENT NO. 26	-3,295,603
SUPPLEMENT NO. 27	-2,563,890
SUPPLEMENT NO. 28	-3,550,405
SUPPLEMENT NO. 29	-5,444,091
SUPPLEMENT NO. 30	173,452
SUPPLEMENT NO. 31	-3,604,447
SUPPLEMENT NO. 32	-635,158
SUPPLEMENT NO. 33	-794,313
SUPPLEMENT NO. 34	-359,692
SUPPLEMENT NO. 35	-546,858

SUPPLEMENT NO. 36	364,811
SUPPLEMENT NO. 37	-98,871
SUPPLEMENT NO. 38	-41,460
SUPPLEMENT NO. 39	27,710
SUPPLEMENT NO. 40	-18,210
SUPPLEMENT NO. 41	0
SUPPLEMENT NO. 42	-71,940

TOTAL **-177,596,420**

* LEVY REFLECTS FROZEN LOSS FROM OVER 65 & DISABILITY ACCOUNTS

2022 SUPPLEMENTAL BUDGET	-150,000,000
NET GAIN (LOSS) TO TAX	<u>(27,596,420)</u>
LEVY GAIN (LOSS) M & O	-249,913
LEVY GAIN (LOSS) I & S	-66,728
TOTAL LEVY GAIN (LOSS) DUE TO SUPPLEMENTS	<u>-316,641</u>

**FY 2021-2022
COMPARISON OF BUDGET TO ACTUAL TAX ROLL**

	ORIGINAL BUDGET	CERTIFIED TAX ROLL	ROLLS 1 - 54	ADJUSTED TAX ROLL
NET TAXABLE VALUE	\$ 16,919,405,875	\$ 16,326,839,855	275,374,041	\$ 16,602,213,896
M & O LEVY (0.9390)	\$ 158,873,221	\$ 153,309,026	2,585,762	\$ 155,894,788
I & S LEVY (.2687)	\$ 45,462,444	\$ 43,870,219	739,930	\$ 44,610,149
TOTAL LEVY (1.2077)	\$ 204,335,665	\$ 197,179,245	3,325,692	\$ 200,504,937

2021 SUPPLEMENT	TAXABLE VALUE
SUPPLEMENT NO. 1	187,588,065
SUPPLEMENT NO. 2	338,477,475
SUPPLEMENT NO. 3	69,878,757
SUPPLEMENT NO. 4	-19,818,397
SUPPLEMENT NO. 5	-1,019,588
SUPPLEMENT NO. 6	-25,232,162
SUPPLEMENT NO. 7	-5,375,060
SUPPLEMENT NO. 8	-20,866,519
SUPPLEMENT NO. 9	-9,933,965
SUPPLEMENT NO. 10	-17,212,668
SUPPLEMENT NO. 11	-13,951,049
SUPPLEMENT NO. 12	-17,375,836
SUPPLEMENT NO. 13	-9,031,030
SUPPLEMENT NO. 14	-8,608,430
SUPPLEMENT NO. 15	-911,100
SUPPLEMENT NO. 16	-12,483,463
SUPPLEMENT NO. 17	0
SUPPLEMENT NO. 18	0
SUPPLEMENT NO. 19	-59,970,336
SUPPLEMENT NO. 20	-32,432,699
SUPPLEMENT NO. 21	-9,780,996
SUPPLEMENT NO. 22	-15,630,198
SUPPLEMENT NO. 23	-10,786,642
SUPPLEMENT NO. 24	-2,853,957
SUPPLEMENT NO. 25	-742,407
SUPPLEMENT NO. 26	-1,541,818
SUPPLEMENT NO. 27	-5,931,006
SUPPLEMENT NO. 28	-1,105,448
SUPPLEMENT NO. 29	-1,669,520
SUPPLEMENT NO. 30	-426,968
SUPPLEMENT NO. 31	-3,442,819
SUPPLEMENT NO. 32	-3,414,670
SUPPLEMENT NO. 33	-320,151
SUPPLEMENT NO. 34	-7,513,843
SUPPLEMENT NO. 35	-73,798

SUPPLEMENT NO. 36	-47,500
SUPPLEMENT NO. 37	0
SUPPLEMENT NO. 38	-10,000
SUPPLEMENT NO. 39	-17,000
SUPPLEMENT NO. 40	80,930
SUPPLEMENT NO. 41	-743,517
SUPPLEMENT NO. 42	46,900
SUPPLEMENT NO. 43	-42,230
SUPPLEMENT NO. 44	-95,221
SUPPLEMENT NO. 45	-131,720
SUPPLEMENT NO. 46	-86,416
SUPPLEMENT NO. 47	35,000
SUPPLEMENT NO. 48	79,540
SUPPLEMENT NO. 49	-38,500
SUPPLEMENT NO. 50	-51,859
SUPPLEMENT NO. 51	28,000
SUPPLEMENT NO. 52	-93,500
SUPPLEMENT NO. 53	0
SUPPLEMENT NO. 54	-26,620

TOTAL 275,374,041

* LEVY REFLECTS FROZEN LOSS FROM OVER 65 & DISABILITY ACCOUNTS

2021 SUPPLEMENTAL BUDGET	-200,000,000
NET GAIN (LOSS) TO TAX	<u>475,374,041</u>
LEVY GAIN (LOSS) M & O	4,463,762
LEVY GAIN (LOSS) I & S	1,277,330
TOTAL LEVY GAIN (LOSS) DUE TO SUPPLEMENTS	<u>5,741,092</u>

RECAP FOR JANUARY SUPPLEMENT

2025 SUPPLEMENT NO. 06	\$	(38,142,672)
2024 SUPPLEMENT NO. 18	\$	(83,756,803)
2023 SUPPLEMENT NO. 30	\$	(2,346,980)
2022 SUPPLEMENT NO. 42	\$	(71,940)
2021 SUPPLEMENT NO. 54	\$	(26,620)

2025 ACTIVE LAWSUITS

OWNERS NAME	DCAD VALUE	TYPE OF PROPERTY
1000 EAST AIRPORT FREEWAY LLC	\$ 4,500,000	REAL
1000 EAST AIRPORT FREEWAY LLC	\$ 504,590	REAL
1000 EAST AIRPORT FREEWAY LLC	\$ 14,500,000	REAL
1111 TDS APARTMENTS LLC	\$ 33,000,000	REAL
1500 E AIRPORT FREEWAY LLC	\$ 10,500,000	REAL
161 AIRPORT CORPORATE LLC	\$ 10,006,000	REAL
168 REALTY GROUP III LLC	\$ 7,523,950	REAL
168 REALTY GROUP III LLC	\$ 9,375,990	REAL
2010 KINWEST LLC	\$ 5,500,000	REAL
2111 WEST WALNUT HILL LLC	\$ 6,200,000	REAL
2200 WEST ROCHELL LLC	\$ 8,700,000	REAL
2200 WEST ROCHELL LLC	\$ 9,300,000	REAL
250 290 B&C LLC	\$ 20,300,000	REAL
250 290 B&C LLC	\$ 36,150,000	REAL
250 290 B&C LLC	\$ 18,050,000	REAL
2700 TRINITY SPE LLC	\$ 12,750,000	REAL
2820 2830 MERRELL RD OWNER LP	\$ 13,000,000	REAL
2929 PARK GROVE VNTRE LTD	\$ 8,750,000	REAL
2929 PARK GROVE VNTRE LTD	\$ 24,766,400	REAL
2929 PARK GROVE VNTRE LTD	\$ 1,733,600	REAL
3429 WEST ROCHELLE LLC	\$ 23,793,950	REAL
3515 NORTH STORY IBAN LLC &	\$ 26,300,000	REAL
3800 PORTLAND LLC &	\$ 28,764,000	REAL
4409 MONTROSE LTD	\$ 34,129,450	REAL
4600 W AIRPORT FREEWAY LLC	\$ 26,500,000	REAL
4905 COURTSIDE LLC	\$ 6,681,420	REAL
500 EJC OFFICE OWNER LLC	\$ 26,500,000	REAL
600 LAS COLINAS OWNER LLC	\$ 62,000,000	REAL
7929 BROOKRIVER SUB LLC	\$ 10,150,890	REAL
850 LAKE CAROLYN PARKWAY	\$ 65,500,000	REAL
89 H A S HOTEL CORP	\$ 1,585,000	REAL
AGAS VENTURES LLC	\$ 226,790	REAL
AGAS VENTURES LLC	\$ 247,000	REAL
AGAS VENTURES LLC	\$ 234,350	REAL
AGAS VENTURES LLC	\$ 233,000	REAL

AGAS VENTURES LLC	\$	236,720	REAL
AGAS VENTURES LLC	\$	304,950	REAL
AGAS VENTURES LLC	\$	270,000	REAL
AGAS VENTURES LLC	\$	287,680	REAL
AGAS VENTURES LLC	\$	245,040	REAL
AGAS VENTURES LLC	\$	214,330	REAL
AGAS VENTURES LLC	\$	237,220	REAL
AGAS VENTURES LLC	\$	218,640	REAL
AGAS VENTURES LLC	\$	280,000	REAL
AGAS VENTURES LLC	\$	218,750	REAL
AGAS VENTURES LLC	\$	221,880	REAL
AGAS VENTURES LLC	\$	267,870	REAL
AGRE WILLIAMS SQUARE HOLDINGS LLC	\$	56,204,700	REAL
AGRE WILLIAMS SQUARE HOLDINGS LLC	\$	57,569,970	REAL
AGRE WILLIAMS SQUARE HOLDINGS LLC	\$	8,339,530	REAL
AGRE WILLIAMS SQUARE HOLDINGS LLC	\$	99,885,800	REAL
AHMAD SYED N &	\$	1,602,460	REAL
ALBERTSONS LLC	\$	5,771,810	REAL
ALBERTSONS LLC	\$	3,054,210	REAL
ALC APARTMENTS LLC	\$	60,504,060	REAL
ALESIO GARDEN &	\$	150,857,640	REAL
ALIBHAI FATIMA	\$	213,800	REAL
ALIBHAI FATIMA	\$	214,020	REAL
ALIBHAI FATIMA	\$	214,900	REAL
ALIBHAI FATIMA	\$	214,900	REAL
ALIBHAI FATIMA	\$	176,190	REAL
ALIBHAI FATIMA	\$	213,800	REAL
ALIBHAI FATIMA	\$	360,000	REAL
ALIBHAI FATIMA	\$	411,910	REAL
ALIBHAI FATIMA	\$	364,690	REAL
ALIBHAI FATIMA	\$	369,360	REAL
ALPINE CENTURY CENTER LP	\$	9,215,000	REAL
APO IRVING LLC	\$	9,000,000	REAL
AREIT BLVD DALLAS LLC	\$	1,863,280	REAL
ARMM ASSET COMPANY 2 LLC	\$	310,020	REAL
ARMM ASSET COMPANY 2 LLC	\$	299,110	REAL
ARMM ASSET COMPANY 2 LLC	\$	335,390	REAL
ARMM ASSET COMPANY 2 LLC	\$	426,170	REAL
AUTOZONE TEXAS LP	\$	595,230	REAL
AUTOZONE TEXAS LP	\$	849,040	REAL
AVALON VILLAS DE LLC	\$	34,250,000	REAL
BCM ATLANTIC LAKESHORE LOFTS	\$	76,000,000	REAL
BELTLINE VILLAGE PARTNERS	\$	9,275,000	REAL
BISMUTH BRIDGE PROPCO LLC	\$	364,960	REAL

BISMUTH BRIDGE PROPCO LLC	\$	293,190	REAL
BISMUTH BRIDGE PROPCO LLC	\$	275,900	REAL
BISMUTH BRIDGE PROPCO LLC	\$	363,360	REAL
BISMUTH BRIDGE PROPCO LLC	\$	300,930	REAL
BISMUTH BRIDGE PROPCO LLC	\$	352,850	REAL
BISMUTH BRIDGE PROPCO LLC	\$	286,870	REAL
BMGREI ESTERS LLC	\$	14,625,000	REAL
BMGREI ESTERS LLC	\$	37,375,000	REAL
BMGREI METKER LLC	\$	10,750,000	REAL
BOXER F2 LP	\$	5,325,080	REAL
BP HOTEL GROUP LLC	\$	11,900,000	REAL
BROWN COLINAS POINTE LLC	\$	22,272,000	REAL
CAGNEY BRENDA KAY & THOMAS	\$	1,918,660	REAL
CANAL CENTRE INVESTORS LLC	\$	30,000,000	REAL
CANTEX PIONEER LLC	\$	16,284,360	REAL
CARMAX AUTO SUPERSTORES	\$	1,666,220	REAL
CARMAX AUTO SUPERSTORES	\$	13,127,880	REAL
CAROLYN PROPERTY OWNER LP	\$	67,850,000	REAL
CASH HOUSE BUYERS USA LLC	\$	241,560	REAL
CASTLE CROWN PROPERTIES	\$	7,519,190	REAL
CAVADIAN PROPERTIES LLC	\$	250,020	REAL
CAVADIAN PROPERTIES LLC	\$	390,000	REAL
CAVADIAN PROPERTIES LLC	\$	175,000	REAL
CHALET APARTMENTS LLC	\$	32,350,000	REAL
CHICK FIL A INC	\$	1,333,640	REAL
CHICK FIL A INC	\$	3,559,960	REAL
CLAY COOLEY REAL ESTATE	\$	9,250,000	REAL
CLAY COOLEY REAL ESTATE	\$	9,973,920	REAL
CLAY COOLEY REAL ESTATE	\$	14,900,000	REAL
CLIFFORD DRIVE TX LLC	\$	9,048,120	REAL
CNC SPC LP	\$	18,918,170	REAL
CNC SPC LP	\$	9,581,830	REAL
COLONY MUTLIFAMILY 3321 LLC THE	\$	8,148,580	REAL
COLONY MUTLIFAMILY 3321 LLC THE	\$	5,751,940	REAL
COLONY MUTLIFAMILY 3321 LLC THE	\$	1,917,310	REAL
COLONY MUTLIFAMILY 3321 LLC THE	\$	5,632,100	REAL
COLUMBIA PROPERTIES	\$	60,406,560	REAL
CORSAIR IRVING OWNER LLC	\$	30,000,000	REAL
COTTONWOOD LAND PROPERTIES LLC	\$	10,100,000	REAL
CP 511 BUILDING LLC	\$	23,303,770	REAL
CPA 8 & CPA 9	\$	403,470	REAL
CPA 8 & CPA 9	\$	3,203,080	REAL
CPA 8 & CPA 9	\$	18,393,450	REAL
CREEKWOOD APTS LLC	\$	31,000,000	REAL

CRESTVIEW STONEHILL LLC	\$	34,000,000	REAL
CROSSING ON WALNUT APTS LLC	\$	20,250,000	REAL
CROSSINGSATIRVING RUBY	\$	18,850,000	REAL
CROWN ENTERPRISES INC	\$	6,000,000	REAL
DALLAS ATLANTA INFILL LL LLC	\$	14,827,140	REAL
DALLAS METRO APARTMENTS LLC	\$	6,151,650	REAL
DELUJO EL MOROCCO LLC	\$	15,769,040	REAL
DEVA CORPORATION	\$	6,100,000	REAL
DFW TOWER VILLAGE LP	\$	14,000,000	REAL
DFW TOWER VILLAGE LP	\$	21,175,000	REAL
DHILLON INVESTORS LLC	\$	2,650,000	REAL
DILLARDS TEXAS CENTRAL LLC	\$	2,039,360	PERSONAL
DK CREST OWNER LLC	\$	68,000,000	REAL
DLC HOTEL OWNER LLC	\$	950,610	REAL
DLC HOTEL OWNER LLC	\$	79,657,460	REAL
EDCOUCH COMMUNITY HOUSING	\$	38,881,030	REAL
EDCOUCH COMMUNITY HOUSING	\$	28,113,970	REAL
EL PRIMERO EXPRESS LP	\$	4,900,000	REAL
EPAPT LLC	\$	8,229,230	REAL
EPAPT LLC	\$	5,770	REAL
EPC WESTGATE LLC	\$	7,624,470	REAL
EPC WESTGATE LLC	\$	39,997,220	REAL
EPC WESTGATE LLC	\$	17,373,790	REAL
EPC WESTGATE LLC	\$	6,999,510	REAL
ESTRADA REVO LLC &	\$	36,800,000	REAL
EVERGREEN613 LLC	\$	3,402,120	REAL
FIREBRAND PROPERTIES LP	\$	986,340	REAL
FIREBRAND PROPERTIES LP	\$	910,000	REAL
FIREBRAND PROPERTIES LP	\$	1,060,000	REAL
FIREBRAND PROPERTIES LP	\$	1,091,920	REAL
FIVFIIIIAPTXX LLC	\$	13,331,500	REAL
FKH SFR PROPCO I LP	\$	246,750	REAL
FKH SFR PROPCO I LP	\$	342,510	REAL
FKH SFR PROPCO I LP	\$	297,280	REAL
FKH SFR PROPCO I LP	\$	291,250	REAL
FROSSARD T E JR	\$	650,000	REAL
FROSSARD T E JR	\$	625,000	REAL
G&I IX 8065 TRISTAR LLC	\$	4,616,300	REAL
GEP SILVERTON LLC	\$	36,317,570	REAL
GL MARBLETREE LLC	\$	13,711,550	REAL
GL MARBLETREE LLC	\$	40,208,450	REAL
GREENWAY LOVERS WEST LP	\$	1,556,930	REAL
GREENWAY LOVERS WEST LP	\$	4,237,590	REAL
GREENWAY LOVERS WEST LP	\$	2,594,430	REAL

IFCAP EVERGREEN LP	\$	80,860	REAL
IFCAP EVERGREEN LP	\$	80,860	REAL
IFCAP EVERGREEN LP	\$	80,860	REAL
IFCAP EVERGREEN LP	\$	74,490	REAL
IFCAP EVERGREEN LP	\$	80,860	REAL
IFCAP EVERGREEN LP	\$	91,780	REAL
IFCAP EVERGREEN LP	\$	74,490	REAL
IFCAP EVERGREEN LP	\$	74,490	REAL
IFCAP EVERGREEN LP	\$	80,860	REAL
IFCAP EVERGREEN LP	\$	80,860	REAL
IFCAP EVERGREEN LP	\$	91,780	REAL
IFCAP EVERGREEN LP	\$	80,860	REAL
IFCAP EVERGREEN LP	\$	91,780	REAL
IFCAP EVERGREEN LP	\$	80,860	REAL
IFCAP EVERGREEN LP	\$	74,490	REAL
IFCAP EVERGREEN LP	\$	80,860	REAL
IFCAP EVERGREEN LP	\$	80,860	REAL
IFCAP EVERGREEN LP	\$	74,490	REAL
INN HOTEL & RESTAURANT LLC THE	\$	4,500,000	REAL
INTEGRITY CAPITAL REI VLP LLC	\$	9,100,000	REAL
IRBY LANE ASSOCIATES LTD	\$	24,700,000	REAL
IRVING 125 DE LLC	\$	11,800,000	REAL
IRVING 4600 WEST PIONEER	\$	54,950,000	REAL
IRVING BRITAIN WAY APARTMENTS LP	\$	4,583,360	REAL
IRVING BRITAIN WAY APARTMENTS LP	\$	9,166,640	REAL
IRVING BUS PROPERTIES LLC	\$	2,453,380	REAL
IRVING LODGING LLC	\$	9,250,000	REAL
J&J LOTT IRVING LLC	\$	59,500,000	REAL
JAG LPAA LLC	\$	19,100,000	REAL
JARS BRITTANY 169 LLC	\$	14,750,000	REAL
JARS HEIGHTS 79 LLC	\$	2,760,720	REAL
JARS HEIGHTS 79 LLC	\$	1,725,450	REAL
JARS HEIGHTS 79 LLC	\$	4,601,200	REAL
JDFW II LLC	\$	90,000,000	REAL
JDFW LLC	\$	65,000,000	REAL
KORE 125 JOHN CARPENTER LLC	\$	74,000,000	REAL
KROGER LIMITED PARTNERSHIP II	\$	48,080,380	PERSONAL
LADERA RANCH LLC	\$	34,203,680	REAL
LAS COLINAS I HOLDCO LP	\$	108,012,710	REAL
LAS COLINAS II HOLDCO LP	\$	59,000,000	REAL
LBH LAS COLINAS PLAZA LLC	\$	31,950,000	REAL
LEGACY REI GROUP SA LLC	\$	6,012,400	REAL
LEGACY REI GROUP SA LLC	\$	16,687,600	REAL
LEGACY REI GROUP TF LLC	\$	12,640,800	REAL

LEGACY REI GROUP TF LLC	\$	5,309,200	REAL
LEO HOSPITALITY LLC	\$	10,250,000	REAL
LION NORTHGATE LLC &	\$	28,150,000	REAL
LION SURROUND LLC	\$	41,425,000	REAL
LION TRINITY LLC	\$	65,550,000	REAL
LION WOODCHASE CLARENDON LLC	\$	10,154,140	REAL
LION WOODCHASE CLARENDON LLC	\$	26,345,870	REAL
LONE STAR CONTAINER	\$	13,090,000	REAL
LOWEN TRINITY MILLS	\$	14,800,000	REAL
LPD REALTY LLC	\$	20,750,000	REAL
LSC GRAND RIVIERA OWNER LLC &	\$	28,823,000	REAL
LSGI TOWNE NORTH LLC	\$	12,950,000	REAL
LSGI TOWNE NORTH LLC	\$	5,550,000	REAL
M INDUSTRIAL PROPERTY	\$	27,253,280	REAL
MAA ALLOY LLC	\$	69,650,000	REAL
MAA TANC LLC	\$	53,000,000	REAL
MACARTHUR CENTER IRVING LLC	\$	12,663,180	REAL
MACARTHUR CENTER IRVING LLC	\$	4,282,700	REAL
MACARTHUR CENTER IRVING LLC	\$	5,266,930	REAL
MACARTHUR PLACE	\$	30,060,330	REAL
MACARTHUR PLACE	\$	35,189,670	REAL
MACY RETAIL HOLDINGS LLC	\$	2,594,280	PERSONAL
MAKH HOLDINGS LLC	\$	10,476,200	REAL
MARABELL APARTMENTS II	\$	34,828,880	REAL
MARABELL APARTMENTS II	\$	31,171,120	REAL
MARS ROCHELLE LLC &	\$	6,475,000	REAL
MCDAVID IRVING HON LLC	\$	4,010,640	REAL
MCDAVID IRVING HON LLC	\$	51,860	REAL
MCDAVID IRVING HON LLC	\$	3,150,000	REAL
MCDAVID IRVING HON LLC	\$	5,500,000	REAL
MCDAVID IRVING HON LLC	\$	7,550,000	REAL
MCKINNEY KNOX JOINT	\$	15,400,000	REAL
MCKINNEY KNOX JOINT	\$	3,775,000	REAL
MCKINNEY KNOX JOINT	\$	2,780,000	REAL
MCKINNEY KNOX JOINT	\$	950,000	REAL
MCKINNEY KNOX JOINT	\$	9,225,000	REAL
MDR REVOCABLE TRUST	\$	2,249,680	REAL
MERRICK BUSINESS PARK LLC	\$	6,116,160	REAL
MI CASA MULTIFAMILY LLC	\$	3,810,580	REAL
MI CASA MULTIFAMILY LLC	\$	4,089,400	REAL
MM COURTYARDS LLC	\$	22,600,000	REAL
MOTTS LLP	\$	138,314,600	PERSONAL
MOTTS LLP	\$	34,149,970	PERSONAL
MPG TEXAS 1 LLC	\$	16,800,000	REAL

MUSTANG LAS COLINAS LLC	\$	77,917,320	REAL
NCH CORPORATION	\$	14,750,000	REAL
NCH CORPORATION	\$	8,049,840	REAL
NCH CORPORATION	\$	15,044,520	REAL
NEWPORT APARTMENTS PROPERTY OWNER LI	\$	38,000,000	REAL
NH INVESTMENTS LAH LLC	\$	17,650,000	REAL
NORTH TEXAS FAMILY	\$	14,000,000	REAL
NORTHGATE CONSOLIDATED GROUP LLC	\$	1,650,000	REAL
NORTHPARK LAND PARTNERS	\$	4,675,000	REAL
NORTHWEST PARK ASSOC	\$	7,226,550	REAL
NORTHWEST PARK ASSOC	\$	11,273,450	REAL
OAKWAY MANOR LLC	\$	7,650,000	REAL
OBSIDIAN SUMMER GATE OWNER	\$	24,460,660	REAL
OMNINET FOXBOROUGH LP	\$	34,667,000	REAL
OMNINET FOXBOROUGH LP	\$	14,083,000	REAL
PACIFIC PLATINUM TRUST	\$	830,910	REAL
PANADE LTD	\$	10,967,220	REAL
PAR CAPITAL 122 WEST LLC	\$	28,900,000	REAL
PARRISH MICHAEL R & ANGLEA R	\$	1,679,930	REAL
PATEL MUKUND & DAXABEN	\$	1,543,000	REAL
PBH VALLEY CREEK LLC	\$	55,750,000	REAL
PBH VALLEY RIDGE LLC	\$	58,500,000	REAL
PECOS HOUSING FIANCE CO	\$	29,850,000	REAL
PECOS HOUSING FIANCE CORP	\$	33,750,000	REAL
PERFECT & COMFORT LIVING LLC	\$	4,200,000	REAL
PERFECT AND MODERN TEAM LLC	\$	3,600,000	REAL
PETCO ANIMAL SUPPLIES INC	\$	379,060	REAL
PLASCENCIA JOSE L	\$	6,044,000	REAL
POINT AT LAS COLINAS PROPERTIES	\$	68,750,000	REAL
POP HOLDINGS LP	\$	774,350	REAL
PPF AML I777 LAKE CAROLYN PARKWAY	\$	100,781,220	REAL
PRIME US TOWER AT LAKE CAROLYN LLC	\$	67,750,000	REAL
PROMENADE TX PARTNERS LLC	\$	72,500,000	REAL
PROPERTY RESERVE INC	\$	80,472,820	REAL
PROVIDENT GROUP IRVING PROPERTIES LLC	\$	53,000,000	REAL
RAIBLE PLACE APARTMENTS LLC	\$	19,725,000	REAL
RESIDENCES NORTHGATE LLC	\$	50,995,000	REAL
RICHIS HOTEL DFW LLC	\$	4,000,000	REAL
RICKY HOSPITALITY LLC	\$	1,890,000	REAL
RIVERSIDE PROPERTY OWNERS LP	\$	39,665,700	REAL
RIVERSIDE PROPERTY OWNERS LP	\$	4,044,550	REAL
RIVERSIDE PROPERTY OWNERS LP	\$	10,634,300	REAL
ROCHELLE PLACE L P	\$	12,584,740	REAL
ROCHELLE PLAZA RES LLC	\$	18,000,000	REAL

ROCK ISLAND IRVING LLC	\$	18,450,000	REAL
ROSEMONT SUMMIT OPERATING LLC	\$	56,500,000	REAL
RSP RIDGEVIEW PLACE	\$	16,833,330	REAL
RSP RIDGEVIEW PLACE	\$	33,666,670	REAL
SAJI ABRAHAM PROPERTIES LLC	\$	232,800	REAL
SAJI ABRAHAM PROPERTIES LLC	\$	239,050	REAL
SAJI ABRAHAM PROPERTIES LLC	\$	228,290	REAL
SAJI ABRAHAM PROPERTIES LLC	\$	244,220	REAL
SAJI ABRAHAM PROPERTIES LLC	\$	249,990	REAL
SAJI ABRAHAM PROPERTIES LLC	\$	238,610	REAL
SAJI ABRAHAM PROPERTIES LLC	\$	232,480	REAL
SAJI ABRAHAM PROPERTIES LLC	\$	233,730	REAL
SAJI ABRAHAM PROPERTIES LLC	\$	233,730	REAL
SAJI ABRAHAM PROPERTIES LLC	\$	263,040	REAL
SAJI ABRAHAM PROPERTIES LLC	\$	524,000	REAL
SAJI ABRAHAM PROPERTIES LLC	\$	489,000	REAL
SAJI ABRAHAM PROPERTIES LLC	\$	408,150	REAL
SAJI ABRAHAM PROPERTIES LLC	\$	304,730	REAL
SAJI ABRAHAM PROPERTIES LLC	\$	349,720	REAL
SAJI ABRAHAM PROPERTIES LLC	\$	273,380	REAL
SAJI ABRAHAM PROPERTIES LLC	\$	235,990	REAL
SAJI ABRAHAM PROPERTIES LLC	\$	285,100	REAL
SAJI ABRAHAM PROPERTIES LLC	\$	279,530	REAL
SAJI ABRAHAM PROPERTIES LLC	\$	246,600	REAL
SAJI ABRAHAM PROPERTIES LLC	\$	366,610	REAL
SAJI ABRAHAM PROPERTIES LLC	\$	158,080	REAL
SAJI ABRAHAM PROPERTIES LLC	\$	251,710	REAL
SAJI ABRAHAM PROPERTIES LLC	\$	256,960	REAL
SAJI ABRAHAM PROPERTIES LLC	\$	251,710	REAL
SAJI ABRAHAM PROPERTIES LLC	\$	245,570	REAL
SAJI ABRAHAM PROPERTIES LLC	\$	455,610	REAL
SAJI ABRAHAM PROPERTIES LLC	\$	254,180	REAL
SAJI ABRAHAM PROPERTIES LLC	\$	243,290	REAL
SAJI ABRAHAM PROPERTIES LLC	\$	261,900	REAL
SAJI ABRAHAM PROPERTIES LLC	\$	225,970	REAL
SAM 801 LASCO OWNER LLC	\$	96,224,440	REAL
SANDLIAN COLBY B & G B REV TR &	\$	4,220,250	REAL
SAVOY DALLAS HOTELS LLC	\$	9,900,000	REAL
SEALY LCF WILLOWBROOK ROAD LLC	\$	5,869,700	REAL
SECURITY CAPITAL	\$	13,037,340	REAL
SECURITY CAPITAL	\$	6,564,000	REAL
SEDONA PARK APARTMENTS LLC	\$	33,575,000	REAL
SEJ PROPERTIES LP	\$	5,034,370	REAL
SEJ PROPERTIES LP	\$	9,847,410	REAL

SERVICES DEVELOPMENT CORP	\$	11,325,940	REAL
SFS PROPERTIES LLC	\$	9,442,500	REAL
SFS PROPERTIES LLC	\$	9,442,500	REAL
SHREEM LAS COLINAS LLC	\$	21,673,600	REAL
SHRI AVDUTH INC	\$	1,860,000	REAL
SHURGARD TEXAS LIMITED	\$	1,551,200	REAL
SHURGARD TEXAS LIMITED	\$	3,740,300	REAL
SHURGARD TEXAS LIMITED	\$	6,301,500	REAL
SHURGARD TEXAS LIMITED	\$	4,600,790	REAL
SHURGARD TEXAS LIMITED	\$	6,500,000	REAL
SHURGARD TEXAS LIMITED	\$	5,600,760	REAL
SIERRA HEIGHTS 136 LLC &	\$	14,863,350	REAL
SIKKA INVESTMENTS 2 LLC	\$	2,188,540	REAL
SIRMAUR DFW HOTELS LP	\$	21,600,000	REAL
SKYPASS DEVELOPMENT LLC	\$	1,676,540	REAL
SKYPASS DEVELOPMENT LLC	\$	5,924,160	REAL
SL1000 RRH SPE LLC &	\$	21,877,830	REAL
SOUTHERN STAR LAS COLINAS LP	\$	19,250,000	REAL
SPANISH HAVEN REDEVELOPMT	\$	15,500,000	REAL
STARCORE CR LLC	\$	24,750,000	REAL
STATE BANK OF TEXAS	\$	22,000,000	REAL
SUN LIFE INSURANCE CO OF CANADA	\$	33,400,000	REAL
SURTI LUEVA PATIDAR SAMAJ OF DFW	\$	19,259,740	REAL
SURTI LUEVA PATIDAR SAMAJ OF DFW	\$	19,259,740	REAL
SURTI LUEVA PATIDAR SAMAJ OF DFW	\$	1,050,270	REAL
TARGET CORPORATION	\$	3,391,680	PERSONAL
TEXAS PARK MANOR LP	\$	13,250,000	REAL
TEXAS SFI PARTNERSHIP 37 LTD	\$	41,000,000	REAL
THE SUNSHINE REVOCABLE TRUST	\$	2,130,000	REAL
TILLAR ARMS IRVING PARTNERS LP	\$	3,052,350	REAL
TILLAR ARMS IRVING PARTNERS LP	\$	3,830,400	REAL
TILLAR ARMS IRVING PARTNERS LP	\$	3,500,000	REAL
TILLAR ARMS IRVING PARTNERS LP	\$	3,830,400	REAL
TILLAR IRVING BELTLINE	\$	2,441,040	REAL
TMIF II BRIDGEPORT LP	\$	32,750,000	REAL
TOURO ASHER PARK DE LLC	\$	38,237,890	REAL
TOURO GROVE APARTMENTS LLC	\$	22,800,000	REAL
TOURO RUSTIC RIDGE DE LLC	\$	29,120,000	REAL
TOYOTA OF IRVING LTD	\$	537,520	REAL
TOYOTA OF IRVING LTD	\$	640,000	REAL
TOYOTA OF IRVING LTD	\$	720,000	REAL
TOYOTA OF IRVING LTD	\$	150,000	REAL
TOYOTA OF IRVING LTD	\$	12,900,000	REAL
TP APARTMENTS LLC	\$	8,544,820	REAL

TP APARTMENTS LLC	\$	3,255,170	REAL
TRASSATTS CORPORATION	\$	8,500,000	REAL
TUCASA ACQUISITION LLC	\$	15,850,000	REAL
TX2800 VALLEY VIEW LN DE LLC	\$	30,958,200	REAL
URBAN CORE OWNER LP	\$	15,584,000	REAL
USAA REAL ESTATE CO	\$	1,822,730	REAL
USAA REAL ESTATE CO	\$	17,680,500	REAL
USAA REAL ESTATE CO	\$	950,610	REAL
USAA REAL ESTATE CO	\$	142,400	REAL
USAA REAL ESTATE CO	\$	1,770	REAL
USAA REAL ESTATE CO	\$	5,519,970	REAL
USAA REAL ESTATE CO	\$	200	REAL
USAA REAL ESTATE CO	\$	3,120	REAL
USAA REAL ESTATE CO	\$	502,500	REAL
USAA REAL ESTATE CO	\$	296,390	REAL
VATC 200 DE LLC & VBAPT LLC	\$	28,300,000	REAL
VERIZON CENTERS 1 LLC	\$	22,750,000	REAL
VERIZON CENTERS 1 LLC	\$	24,075,250	REAL
VILLAGE ON WEST IRVING LLC	\$	11,200,000	REAL
VM MASTER ISSUER LLC	\$	253,300	REAL
VM MASTER ISSUER LLC	\$	284,000	REAL
WA64 LLC	\$	8,336,250	REAL
WALNUT HILL TX PARTNERS LLC	\$	70,000,000	REAL
WATER STREET OCONNOR LP	\$	107,000,000	REAL
WEISZ THOMAS J	\$	402,300	REAL
WEST SHADY GROVE HOLDINGS LLC	\$	7,205,000	REAL
WEST SHADY GROVE HOLDINGS LLC	\$	5,800,000	REAL
WESTDALE BROOKSTONE TERRACE LP	\$	28,850,000	REAL
WESTDALE BROOKSTONE/TERRACE LP	\$	22,575,000	REAL
WESTDALE LAKERIDGE LTD	\$	23,950,000	REAL
WESTDALE POLARIS PARTNERS	\$	20,950,000	REAL
WESTDALE POLARIS PARTNERS	\$	6,900,000	REAL
WESTDALE PPTIES AMERICA I	\$	25,250,000	REAL
WESTDALE WOODMEADE LTD	\$	35,650,000	REAL
WINGREN VILLAGE LP	\$	23,650,000	REAL
WINKLE PIONEER COURT LTD	\$	110,770	REAL
WINKLE PIONEER COURT LTD	\$	110,770	REAL
WINKLE PIONEER COURT LTD	\$	191,710	REAL
WINKLE PIONEER COURT LTD	\$	194,560	REAL
WINKLE PIONEER COURT LTD	\$	193,420	REAL
WINKLE PIONEER COURT LTD	\$	191,710	REAL
WINKLE PIONEER COURT LTD	\$	191,710	REAL
WINKLE PIONEER COURT LTD	\$	193,420	REAL
WINKLE PIONEER COURT LTD	\$	193,230	REAL

WINKLE PIONEER COURT LTD	\$	194,560	REAL
WINKLE PIONEER COURT LTD	\$	194,560	REAL
WINKLE PIONEER COURT LTD	\$	193,230	REAL
WINKLE PIONEER COURT LTD	\$	193,420	REAL
WINKLE PIONEER COURT LTD	\$	191,710	REAL
WINKLE PIONEER COURT LTD	\$	191,710	REAL
WINKLE PIONEER COURT LTD	\$	191,710	REAL
WINKLE PIONEER COURT LTD	\$	193,420	REAL
WINKLE PIONEER COURT LTD	\$	110,770	REAL
WINKLE PIONEER COURT LTD	\$	194,560	REAL
WINKLE PIONEER COURT LTD	\$	110,770	REAL
WINKLE PIONEER COURT LTD	\$	110,770	REAL
WINKLE PIONEER COURT LTD	\$	191,710	REAL
WINKLE PIONEER COURT LTD	\$	194,560	REAL
WINKLE PIONEER COURT LTD	\$	110,770	REAL
WINKLE PIONEER COURT LTD	\$	193,420	REAL
WINKLE PIONEER COURT LTD	\$	191,710	REAL
WINKLE PIONEER COURT LTD	\$	193,420	REAL
WINKLE PIONEER COURT LTD	\$	193,230	REAL
WINKLE PIONEER COURT LTD	\$	194,560	REAL
WINKLE PIONEER COURT LTD	\$	191,710	REAL
WOODSHIRE MHC LLC	\$	101,280	REAL
WOODSHIRE MHC LLC	\$	96,050	REAL
WOODSHIRE MHC LLC	\$	3,000,000	REAL
WOODSHIRE MHC LLC	\$	6,750,000	REAL
WOODSHIRE MHC LLC	\$	6,900,000	REAL
WWC XLII LP	\$	37,875,000	REAL
WWC XLII LP	\$	37,875,000	REAL
Z290 THIRD STREET LLC	\$	6,140,930	REAL
ZANDER PARK BORROWER DE LLC	\$	22,000,000	REAL
TOTAL	\$	6,877,254,580	

2025 SETTLED LAWSUITS

OWNERS NAME	DCAD VALUE	SETTLED VALUE	TYPE OF PROPERTY
4310 LEMMON AVE LLC	\$ 4,325,900	\$ 4,250,000	REAL
4310 LEMMON AVE LLC	\$ 990,000	\$ 990,000	REAL
4310 LEMMON AVE LLC	\$ 1,633,910	\$ 1,600,000	REAL
4310 LEMMON AVE LLC	\$ 1,263,680	\$ 1,250,000	REAL
4310 LEMMON AVE LLC	\$ 1,890,020	\$ 1,250,000	REAL
BIO WORLD MERCHANDISING INC	\$ 16,175,290	\$ 15,800,000	PERSONAL
CERBERUS SFR HOLDINGS LP	\$ 338,690	\$ 338,690	REAL
CERBERUS SFR HOLDINGS LP	\$ 370,550	\$ 370,550	REAL
CHATHEAU AT WILDBRIAR LP	\$ 19,400,000	\$ 14,500,000	REAL
DP OAKS LLC &	\$ 167,010	\$ 153,000	REAL
DP OAKS LLC &	\$ 119,000	\$ 109,000	REAL
DP OAKS LLC &	\$ 167,010	\$ 153,000	REAL
DP OAKS LLC &	\$ 167,010	\$ 153,000	REAL
DP OAKS LLC &	\$ 167,010	\$ 153,000	REAL
DP OAKS LLC &	\$ 119,000	\$ 109,000	REAL
DP OAKS LLC &	\$ 119,000	\$ 109,000	REAL
DP OAKS LLC &	\$ 167,010	\$ 153,000	REAL
DP OAKS LLC &	\$ 167,010	\$ 153,000	REAL
DP OAKS LLC &	\$ 167,010	\$ 153,000	REAL
DP OAKS LLC &	\$ 167,010	\$ 153,000	REAL
DP OAKS LLC &	\$ 104,650	\$ 94,630	REAL
DP OAKS LLC &	\$ 104,650	\$ 94,500	REAL
DP OAKS LLC &	\$ 167,010	\$ 153,130	REAL
DP OAKS LLC &	\$ 167,010	\$ 153,130	REAL
DP OAKS LLC &	\$ 167,010	\$ 153,130	REAL
DP OAKS LLC &	\$ 167,010	\$ 153,130	REAL
DP OAKS LLC &	\$ 167,010	\$ 153,130	REAL
DP OAKS LLC &	\$ 119,000	\$ 109,110	REAL
DP OAKS LLC &	\$ 148,510	\$ 136,170	REAL
DP OAKS LLC &	\$ 126,340	\$ 115,850	REAL
DP OAKS LLC &	\$ 104,700	\$ 94,770	REAL
DP OAKS LLC &	\$ 187,680	\$ 172,090	REAL
DP OAKS LLC &	\$ 148,510	\$ 136,170	REAL
DP OAKS LLC &	\$ 163,610	\$ 150,010	REAL
DP OAKS LLC &	\$ 163,610	\$ 150,010	REAL
DP OAKS LLC &	\$ 148,510	\$ 136,170	REAL

DP OAKS LLC &	\$	148,510	\$	136,170	REAL
DP OAKS LLC &	\$	187,680	\$	172,090	REAL
DP OAKS LLC &	\$	148,510	\$	136,170	REAL
DP OAKS LLC &	\$	126,340	\$	115,850	REAL
DP OAKS LLC &	\$	126,340	\$	115,850	REAL
DP OAKS LLC &	\$	148,510	\$	136,170	REAL
DP OAKS LLC &	\$	148,510	\$	136,170	REAL
DP OAKS LLC &	\$	187,680	\$	172,090	REAL
DP OAKS LLC &	\$	148,510	\$	136,170	REAL
DP OAKS LLC &	\$	163,610	\$	150,010	REAL
DP OAKS LLC &	\$	148,510	\$	136,170	REAL
DP OAKS LLC &	\$	148,510	\$	136,170	REAL
DP OAKS LLC &	\$	126,340	\$	115,850	REAL
DP OAKS LLC &	\$	163,610	\$	150,010	REAL
DP OAKS LLC &	\$	148,510	\$	136,170	REAL
DP OAKS LLC &	\$	148,510	\$	136,170	REAL
DP OAKS LLC &	\$	187,680	\$	172,090	REAL
DP OAKS LLC &	\$	148,510	\$	136,170	REAL
DP OAKS LLC &	\$	126,340	\$	115,850	REAL
DP OAKS LLC &	\$	126,340	\$	115,850	REAL
DP OAKS LLC &	\$	148,510	\$	136,170	REAL
DP OAKS LLC &	\$	187,680	\$	172,090	REAL
DP OAKS LLC &	\$	148,510	\$	136,170	REAL
DP OAKS LLC &	\$	163,610	\$	150,010	REAL
DP OAKS LLC &	\$	163,610	\$	150,010	REAL
DP OAKS LLC &	\$	148,510	\$	136,170	REAL
DP OAKS LLC &	\$	187,680	\$	172,090	REAL
DP OAKS LLC &	\$	148,510	\$	136,170	REAL
DP OAKS LLC &	\$	126,340	\$	115,850	REAL
DP OAKS LLC &	\$	148,510	\$	136,170	REAL
DP OAKS LLC &	\$	148,510	\$	136,170	REAL
DP OAKS LLC &	\$	187,680	\$	172,090	REAL
DP OAKS LLC &	\$	148,510	\$	136,170	REAL
DP OAKS LLC &	\$	126,340	\$	115,850	REAL
DP OAKS LLC &	\$	163,610	\$	150,010	REAL
DP OAKS LLC &	\$	163,610	\$	150,010	REAL
DP OAKS LLC &	\$	167,010	\$	153,130	REAL
DP OAKS LLC &	\$	119,000	\$	109,110	REAL
DP OAKS LLC &	\$	167,010	\$	153,130	REAL
DP OAKS LLC &	\$	167,010	\$	153,130	REAL
DP OAKS LLC &	\$	167,010	\$	153,130	REAL
DP OAKS LLC &	\$	167,010	\$	153,130	REAL
DP OAKS LLC &	\$	167,010	\$	153,130	REAL
DP OAKS LLC &	\$	167,010	\$	153,130	REAL
DP OAKS LLC &	\$	167,010	\$	153,130	REAL
DP OAKS LLC &	\$	167,010	\$	153,130	REAL
DP OAKS LLC &	\$	167,010	\$	153,130	REAL

DP OAKS LLC &	\$	187,680	\$	172,090	REAL
DP OAKS LLC &	\$	119,000	\$	109,110	REAL
DP OAKS LLC &	\$	167,010	\$	153,130	REAL
DP OAKS LLC &	\$	148,510	\$	136,170	REAL
DP OAKS LLC &	\$	153,680	\$	140,910	REAL
DP OAKS LLC &	\$	153,680	\$	140,910	REAL
DP OAKS LLC &	\$	187,680	\$	172,090	REAL
DP OAKS LLC &	\$	30,000	\$	30,000	REAL
DRIVER RE IRVING LLC	\$	5,837,030	\$	5,837,030	REAL
GENERATION TRADE	\$	7,272,240	\$	5,900,000	REAL
IRVING 5 STAR MANAGEMENT LLC	\$	558,880	\$	455,300	REAL
IRVING 5 STAR MANAGEMENT LLC	\$	159,260	\$	129,740	REAL
IRVING 5 STAR MANAGEMENT LLC	\$	226,240	\$	184,310	REAL
IRVING 5 STAR MANAGEMENT LLC	\$	1,927,070	\$	1,569,930	REAL
IRVING 5 STAR MANAGEMENT LLC	\$	609,060	\$	496,180	REAL
IRVING 5 STAR MANAGEMENT LLC	\$	304,530	\$	248,100	REAL
IRVING 5 STAR MANAGEMENT LLC	\$	239,340	\$	194,980	REAL
IRVING 5 STAR MANAGEMENT LLC	\$	2,478,450	\$	2,019,130	REAL
IRVING 5 STAR MANAGEMENT LLC	\$	328,720	\$	267,800	REAL
IRVING 5 STAR MANAGEMENT LLC	\$	311,470	\$	253,750	REAL
IRVING 5 STAR MANAGEMENT LLC	\$	560,000	\$	456,220	REAL
IRVING 5 STAR MANAGEMENT LLC	\$	901,740	\$	901,740	REAL
IRVING 5 STAR MANAGEMENT LLC	\$	167,260	\$	167,260	REAL
IRVING 5 STAR MANAGEMENT LLC	\$	155,560	\$	155,560	REAL
JAHCO FAIR OAKS LP	\$	8,840,000	\$	8,150,000	REAL
JOURNEY KIDS	\$	150,100	\$	135,090	PERSONAL
LOWES HOME CENTERS INC	\$	7,313,000	\$	7,218,000	REAL
MALL GROUND PORTFOLIO LLC	\$	297,600	\$	297,600	REAL
MALL GROUND PORTFOLIO LLC	\$	2,440,000	\$	2,425,000	REAL
MALL GROUND PORTFOLIO LLC	\$	4,400,000	\$	3,925,000	REAL
MALL GROUND PORTFOLIO LLC	\$	27,660,210	\$	17,350,210	REAL
MALL GROUND PORTFOLIO LLC	\$	2,002,190	\$	2,002,190	REAL
MEADOW CREEK RANCH MHC LLC	\$	3,600,000	\$	3,200,000	REAL
ONE HOLDINGS INC	\$	21,630,800	\$	17,750,000	REAL
ORR VENTURE LTD	\$	2,000,000	\$	1,935,000	REAL
PRIMAX PROPERTIES LLC	\$	2,175,000	\$	2,150,000	REAL
REGAL BUSINESS CENTER LLC	\$	11,000,100	\$	8,000,000	REAL
REGAL BUSINESS CENTER LLC	\$	20,274,050	\$	19,000,000	REAL
TARGET CORP AS OWNER AND LESSEE	\$	5,886,450	\$	5,800,000	REAL
TCRG OPPORTUNITY XII LLC	\$	7,165,000	\$	6,500,000	REAL
TERRA FUNDING-URBAN TOWERS LLC	\$	12,252,330	\$	12,252,330	REAL
TERRA FUNDING-URBAN TOWERS LLC	\$	127,747,670	\$	124,147,670	REAL
VM MASTER ISSUER LLC	\$	322,890	\$	280,000	REAL
VM MASTER ISSUER LLC	\$	276,860	\$	276,860	REAL

VM MASTER ISSUER LLC	\$	258,310	\$	258,310	REAL
WEST FORK VILLAGE LLC	\$	1,377,090	\$	1,311,000	REAL
WEST FORK VILLAGE LLC	\$	3,872,910	\$	3,500,000	REAL
WF AGAVE IRVING LLC	\$	2,355,320	\$	2,164,000	REAL
WF AGAVE IRVING LLC	\$	9,944,680	\$	9,136,000	REAL
TOTAL	\$	365,667,450	\$	329,750,530	

2024 ACTIVE LAWSUITS

OWNERS NAME	DCAD VALUE	TYPE OF PROPERTY
1111 TDS APARTMENTS LLC	\$ 29,500,000	REAL
250 290 B&C LLC	\$ 20,300,000	REAL
250 290 B&C LLC	\$ 36,150,000	REAL
250 290 B&C LLC	\$ 18,050,000	REAL
500 EJC OFFICE OWNER LLC	\$ 27,250,000	REAL
7918 FERGUSON LLC	\$ 2,057,000	REAL
AUTO ZONE INC	\$ 816,380	REAL
BMGREI METKER LLC	\$ 10,000,000	REAL
CHA & CHA III LLC	\$ 6,507,570	REAL
CPA 8 & CPA 9	\$ 403,470	REAL
CPA 8 & CPA 9	\$ 3,203,080	REAL
CPA 8 & CPA 9	\$ 19,275,410	REAL
CRESTVIEW STONEHILL LLC	\$ 32,200,000	REAL
CRP INVEST LLC	\$ 99,200	REAL
CRP INVEST LLC	\$ 99,200	REAL
CRP INVEST LLC	\$ 89,300	REAL
CRP INVEST LLC	\$ 99,200	REAL
CRP INVEST LLC	\$ 238,440	REAL
CRP INVEST LLC	\$ 454,000	REAL
DEVA CORPORATION	\$ 6,050,000	REAL
DLC HOTEL OWNER LLC	\$ 370,740	REAL
DLC HOTEL OWNER LLC	\$ 950,610	REAL
DLC HOTEL OWNER LLC	\$ 73,678,650	REAL
GEP SILVERTON LLC	\$ 35,000,000	REAL
GOLD STAR LLC	\$ 890,980	REAL
H&B DEVELOPMENT	\$ 995,000	REAL
HCD DALLAS CORPORATION	\$ 62,520,000	REAL
HCD DALLAS CORPORATION	\$ 980,000	REAL
HKSKN MANGERS 1 LTD	\$ 3,850,000	REAL
KRISHA INVESTMENTS INC	\$ 11,850,000	REAL
LAKE WORTH HOTEL CORP	\$ 3,600,000	REAL
LAS COLINAS HOSPITALITY LP	\$ 1,354,500	REAL
LEGACY REI GROUP SA LLC	\$ 5,826,980	REAL
LEGACY REI GROUP SA LLC	\$ 16,172,850	REAL
MFO PPTIES LTD	\$ 1,575,000	REAL
PARMA LAS COLINAS TOWERS LLC	\$ 44,082,280	REAL
PARMA LAS COLINAS TOWERS LLC	\$ 4,752,000	REAL

PARMA LAS COLINAS TOWERS LLC	\$	65,915,720	REAL
POINT AT LAS COLINAS PROPERTIES LLC	\$	70,500,000	REAL
POLO SANTIAGO	\$	7,275,000	REAL
SANDLIAN COLBY B & G B REV TR & SL1000 RRH SPE LLC &	\$	3,710,600	REAL
STARCORE CR LLC	\$	19,979,750	REAL
STARCORE CR LLC	\$	23,104,000	REAL
SURTI LEUVA PATIDIR SAMAJ OF DFW	\$	1,050,270	REAL
SURTI LEUVA PATIDIR SAMAJ OF DFW	\$	19,259,740	REAL
SYMONDS STEPHEN M	\$	2,649,550	REAL
TNP IRVNG SQUARE DST	\$	2,950,000	REAL
TOURO ASHER PARK DE LLC	\$	2,950,000	REAL
TOURO ASHER PARK DE LLC	\$	33,500,000	REAL
TOURO RUSTIC RIDGE DE LLC	\$	24,800,000	REAL
WALGREEN CO AS OWNER AND LESSEE	\$	1,511,590	REAL
WALGREEN CO AS OWNER AND LESSEE	\$	4,114,170	REAL
WALGREEN CO AS OWNER AND LESSEE	\$	2,518,870	REAL
TOTAL	\$	764,131,100	

2024 SETTLED LAWSUITS

OWNERS NAME	DCAD VALUE	SETTLED VALUE	TYPE OF PROPERTY
1000 EAST AIRPORT FREEWAY LLC	\$ 4,471,240	\$ 3,750,000	REAL
1000 EAST AIRPORT FREEWAY LLC	\$ 14,000,000	\$ 9,500,000	REAL
119 REGAL ROW OWNER LP	\$ 14,500,000	\$ 11,400,000	REAL
1500 EAST AIRPORT FREEWAY LLC	\$ 5,229,250	\$ 4,750,000	REAL
161 AIRPORT CORPORATE LLC	\$ 10,006,000	\$ 9,300,000	REAL
2010 KINWEST LLC	\$ 5,250,000	\$ 4,500,000	REAL
2111 WEST WALNUT HILL LLC	\$ 6,155,240	\$ 5,100,000	REAL
2200 WEST ROCHELLE LLC	\$ 8,500,000	\$ 7,700,000	REAL
2200 WEST ROCHELLE LLC	\$ 8,500,000	\$ 7,700,000	REAL
2325 STEMMONS HOTEL PTNRS LLC	\$ 11,400,000	\$ 9,300,000	REAL
2700 TRINITY SPE LLC	\$ 11,732,500	\$ 10,250,000	REAL
2929 PARK GROVE VNTRE LTD	\$ 1,684,900	\$ 1,500,000	REAL
2929 PARK GROVE VNTRE LTD	\$ 24,070,100	\$ 21,800,000	REAL
3228 WILLOW LLC	\$ 18,600,000	\$ 17,350,000	REAL
3429 WEST ROCHELLE LLC	\$ 22,250,000	\$ 20,600,000	REAL
3515 NORTH STORY IBAN LLC &	\$ 26,000,000	\$ 24,000,000	REAL
4303 MARIPOSA DRIVE LLC	\$ 9,600,000	\$ 8,500,000	REAL
4409 MONTROSE LTD	\$ 30,482,450	\$ 27,500,000	REAL
450 EJC INVESTMENT LLC	\$ 1,270,000	\$ 1,270,000	REAL
450 EJC INVESTMENT LLC	\$ 4,850,000	\$ 4,850,000	REAL
4525 W PIONEER DR PROPERTY	\$ 33,750,000	\$ 31,150,000	REAL
4600 W AIRPORT FREEWAY LLC	\$ 23,000,000	\$ 19,500,000	REAL
4905 COURTSIDE LLC	\$ 6,200,000	\$ 5,900,000	REAL
600 LAS COLINAS OWNER LLC	\$ 70,040,900	\$ 63,500,000	REAL
692 LAKE CAROLYN PARKWAY	\$ 67,000,000	\$ 66,060,000	REAL
78 NEP LTD	\$ 900,000	\$ 800,000	REAL
78 NEP LTD	\$ 8,500,000	\$ 7,000,000	REAL
78 NEP LTD	\$ 3,600,000	\$ 3,000,000	REAL
78 NEP LTD	\$ 2,780,000	\$ 2,100,000	REAL
78 NEP LTD	\$ 13,700,000	\$ 11,500,000	REAL
7929 BROOKRIVER SUB LLC	\$ 10,000,000	\$ 9,500,000	REAL
850 LAKE CAROLYN PKWY APARTMENTS IN	\$ 63,000,000	\$ 61,000,000	REAL
89 H A S HOTEL CORP	\$ 1,585,000	\$ 1,500,000	REAL
ABRAHAM SAJI PROPERTIES LLC	\$ 464,910	\$ 436,370	REAL
ABRAHAM SAJI PROPERTIES LLC	\$ 246,190	\$ 246,190	REAL
ABRAHAM SAJI PROPERTIES LLC	\$ 258,580	\$ 206,000	REAL
ABRAHAM SAJI PROPERTIES LLC	\$ 243,290	\$ 228,350	REAL
ABRAHAM SAJI PROPERTIES LLC	\$ 266,430	\$ 250,000	REAL
ABRAHAM SAJI PROPERTIES LLC	\$ 268,750	\$ 268,750	REAL
ABRAHAM SAJI PROPERTIES LLC	\$ 268,750	\$ 268,750	REAL
ABRAHAM SAJI PROPERTIES LLC	\$ 251,520	\$ 251,520	REAL
ABRAHAM SAJI PROPERTIES LLC	\$ 338,320	\$ 317,550	REAL

ABRAHAM SAJI PROPERTIES LLC	\$	158,080	\$	158,080	REAL
ABRAHAM SAJI PROPERTIES LLC	\$	268,750	\$	268,750	REAL
ABRAHAM SAJI PROPERTIES LLC	\$	282,350	\$	265,020	REAL
ABRAHAM SAJI PROPERTIES LLC	\$	286,040	\$	268,480	REAL
ABRAHAM SAJI PROPERTIES LLC	\$	251,630	\$	220,000	REAL
ABRAHAM SAJI PROPERTIES LLC	\$	277,280	\$	254,000	REAL
ABRAHAM SAJI PROPERTIES LLC	\$	235,990	\$	215,000	REAL
ABRAHAM SAJI PROPERTIES LLC	\$	287,980	\$	244,000	REAL
ABRAHAM SAJI PROPERTIES LLC	\$	530,320	\$	530,320	REAL
ABRAHAM SAJI PROPERTIES LLC	\$	265,700	\$	248,380	REAL
ABRAHAM SAJI PROPERTIES LLC	\$	355,770	\$	328,000	REAL
ABRAHAM SAJI PROPERTIES LLC	\$	311,590	\$	299,000	REAL
ABRAHAM SAJI PROPERTIES LLC	\$	254,310	\$	238,700	REAL
ABRAHAM SAJI PROPERTIES LLC	\$	408,150	\$	408,150	REAL
ABRAHAM SAJI PROPERTIES LLC	\$	239,050	\$	224,360	REAL
ABRAHAM SAJI PROPERTIES LLC	\$	228,290	\$	212,000	REAL
ABRAHAM SAJI PROPERTIES LLC	\$	244,220	\$	227,000	REAL
ABRAHAM SAJI PROPERTIES LLC	\$	252,720	\$	217,200	REAL
ABRAHAM SAJI PROPERTIES LLC	\$	252,720	\$	217,200	REAL
ABRAHAM SAJI PROPERTIES LLC	\$	261,430	\$	261,430	REAL
ABRAHAM SAJI PROPERTIES LLC	\$	251,520	\$	216,080	REAL
ABRAHAM SAJI PROPERTIES LLC	\$	232,800	\$	212,000	REAL
ABRAHAM SAJI PROPERTIES LLC	\$	525,640	\$	493,370	REAL
ACI REAL ESTATE SPE 155 LLC	\$	5,685,850	\$	5,549,820	REAL
AGAS VENTURES LLC	\$	267,870	\$	238,890	REAL
AGAS VENTURES LLC	\$	211,880	\$	188,960	REAL
AGAS VENTURES LLC	\$	214,330	\$	191,140	REAL
AGAS VENTURES LLC	\$	245,040	\$	218,530	REAL
AGAS VENTURES LLC	\$	306,760	\$	273,580	REAL
AGAS VENTURES LLC	\$	234,790	\$	209,390	REAL
AGAS VENTURES LLC	\$	280,000	\$	249,710	REAL
AGAS VENTURES LLC	\$	218,640	\$	194,990	REAL
AGAS VENTURES LLC	\$	237,220	\$	211,560	REAL
AGAS VENTURES LLC	\$	270,000	\$	240,790	REAL
AGAS VENTURES LLC	\$	233,000	\$	207,790	REAL
AGAS VENTURES LLC	\$	234,350	\$	209,000	REAL
AGAS VENTURES LLC	\$	247,000	\$	220,280	REAL
AGAS VENTURES LLC	\$	236,720	\$	236,720	REAL
AGAS VENTURES LLC	\$	264,070	\$	235,500	REAL
AGAS VENTURES LLC	\$	226,790	\$	202,260	REAL
AGRE WILLIAMS SQUARE	\$	97,345,030	\$	94,860,590	REAL
AGRE WILLIAMS SQUARE	\$	54,314,490	\$	52,928,270	REAL
AGRE WILLIAMS SQUARE	\$	8,182,600	\$	7,973,760	REAL
AGRE WILLIAMS SQUARE	\$	55,657,880	\$	54,237,380	REAL
ALC APARTMENTS LLC	\$	61,000,000	\$	56,000,000	REAL
ALESIO GARDEN &	\$	159,000,000	\$	129,000,000	REAL
ADREX DIVERSIFIED 5 MASTER TENANT LLC	\$	1,900,000	\$	1,710,000	REAL
AH & JP INC	\$	1,550,000	\$	1,550,000	REAL

ALIBHAI HUSSAMUDDIN H	\$	146,370	\$	146,370	REAL
ALIBHAI HUSSAMUDDIN H	\$	146,370	\$	146,370	REAL
ALIBHAI HUSSAMUDDIN H	\$	146,810	\$	146,810	REAL
ALIBHAI HUSSAMUDDIN H	\$	146,370	\$	146,370	REAL
ALIBHAI HUSSAMUDDIN H	\$	173,360	\$	173,360	REAL
ALIBHAI HUSSAMUDDIN H	\$	375,360	\$	366,640	REAL
ALIBHAI HUSSAMUDDIN H	\$	398,550	\$	398,550	REAL
ALIBHAI HUSSAMUDDIN H	\$	384,200	\$	378,230	REAL
ALIBHAI HUSSAMUDDIN H	\$	372,130	\$	355,720	REAL
ALIBHAI HUSSAMUDDIN H	\$	398,080	\$	398,080	REAL
ALIBHAI HUSSAMUDDIN H	\$	380,780	\$	360,140	REAL
ALIBHAI HUSSAMUDDIN H	\$	173,360	\$	173,360	REAL
ALPINE CENTURY CENTER LP	\$	7,376,910	\$	6,750,000	REAL
APO IRVING LLC	\$	8,250,000	\$	6,300,000	REAL
AREA/EY WFT LLC	\$	10,000,000	\$	9,257,300	REAL
ARNS INC	\$	356,000	\$	352,440	REAL
ARNS INC	\$	291,000	\$	288,090	REAL
ARNS INC	\$	260,250	\$	257,650	REAL
ARNS INC	\$	220,000	\$	217,800	REAL
ARNS INC	\$	257,490	\$	254,920	REAL
ARNS INC	\$	312,760	\$	309,630	REAL
ARNS INC	\$	358,000	\$	354,420	REAL
ARNS INC	\$	253,510	\$	250,970	REAL
ARNS INC	\$	302,000	\$	298,980	REAL
ARNS INC	\$	259,000	\$	256,410	REAL
ASBURY AUTOMOTIVE GROUP INC	\$	4,000,000	\$	2,900,000	REAL
ASBURY AUTOMOTIVE GROUP INC	\$	7,000,000	\$	5,800,000	REAL
ASBURY AUTOMOTIVE GROUP INC	\$	5,000,000	\$	3,900,000	REAL
ASBURY AUTOMOTIVE GROUP INC	\$	51,860	\$	51,860	REAL
ASBURY AUTOMOTIVE GROUP INC	\$	3,100,000	\$	2,400,000	REAL
ASHDOW DIALYSIS AS LESSEE	\$	2,300,000	\$	2,100,000	REAL
AUTOZONE TEXAS LP	\$	595,950	\$	512,520	REAL
AUTOZONE TEXAS LP	\$	566,120	\$	486,860	PERSONAL
AUTOZONE TEXAS LP	\$	2,566,700	\$	2,104,690	PERSONAL
AUTOZONE TEXAS LP	\$	526,700	\$	452,960	PERSONAL
AUTOZONE TEXAS LP	\$	581,340	\$	499,950	PERSONAL
AUTOZONE TEXAS LP	\$	696,720	\$	599,180	PERSONAL
AVALON VILLAS DE LLC	\$	35,000,000	\$	32,600,000	REAL
BELL STACY GREETHUM TRUST THE	\$	1,250,000	\$	1,100,000	REAL
BEST BUY STORES LP	\$	2,199,870	\$	1,847,890	PERSONAL
BETTER INC	\$	3,145,000	\$	2,850,000	PERSONAL
BHP INVESTMENTS CO	\$	4,250,000	\$	4,000,000	REAL
BMGREI ESTERS LLP	\$	35,510,000	\$	30,893,700	REAL
BMGREI ESTERS LLP	\$	14,490,000	\$	12,606,300	REAL
BRE KNIGHT SH TX OWNER LLC	\$	1,400,000	\$	1,311,000	REAL
BREIT INDUSTRIAL CANYON	\$	115,390	\$	115,390	REAL
BROWN COLINAS POINTE LLC	\$	22,000,000	\$	20,000,000	REAL
BUDHWANI & VIRANI INC	\$	5,325,000	\$	4,775,000	REAL

CAD ASSETS LLC	\$	4,250,000	\$	3,850,000	REAL
CARE INN OF EDNA LLC	\$	12,700,000	\$	12,500,000	REAL
CARMAX AUTO SUPERSTORES	\$	1,666,220	\$	1,666,220	REAL
CARMAX AUTO SUPERSTORES	\$	12,983,780	\$	10,333,780	REAL
CAROLYN PROPERTY OWNER LP	\$	73,000,000	\$	66,000,000	REAL
CASA DEL SOL TEXAS LLC	\$	8,725,000	\$	7,600,000	REAL
CASCADE DALLAS OPERATING LLC	\$	8,000,000	\$	7,500,000	REAL
CASH HOUSE BUYERS USA LLC	\$	255,890	\$	150,500	REAL
CAVADIAN PROPERTIES LLC	\$	403,740	\$	403,740	REAL
CAVADIAN PROPERTIES LLC	\$	175,000	\$	175,000	REAL
CAVADIAN PROPERTIES LLC	\$	255,120	\$	255,120	REAL
CFT NV DEVELOPMENTS LLC	\$	1,221,230	\$	1,100,000	REAL
CHALET APARTMENTS LLC	\$	31,000,000	\$	28,000,000	REAL
CHATHEAU AT WILDBRIAR LP	\$	19,357,290	\$	13,500,000	REAL
CHEP USA	\$	915,760	\$	915,760	REAL
CHICK FIL A INC	\$	3,423,040	\$	3,224,000	REAL
CHICK FIL A INC	\$	1,300,000	\$	916,000	REAL
CLAY COOLEY REAL ESTATE	\$	9,000,000	\$	6,250,000	REAL
CLAY COOLEY REAL ESTATE	\$	9,973,920	\$	9,224,340	REAL
CLAY COOLEY REAL ESTATE	\$	14,900,000	\$	10,250,000	REAL
CNC SPC LP	\$	18,586,260	\$	17,956,000	REAL
CNC SPC LP	\$	9,413,740	\$	9,094,000	REAL
COLONY MULTIFAMILY 3321 LLC THE	\$	7,738,400	\$	6,762,020	REAL
COLONY MULTIFAMILY 3321 LLC THE	\$	5,462,400	\$	4,773,180	REAL
COLONY MULTIFAMILY 3321 LLC THE	\$	1,820,800	\$	1,591,060	REAL
COLONY MULTIFAMILY 3321 LLC THE	\$	5,348,600	\$	4,673,740	REAL
COLUMBIA PROPERTIES	\$	55,860,000	\$	49,000,000	REAL
CORSAIR IRVING OWNER LLC	\$	29,500,000	\$	27,000,000	REAL
COTTONWOOD LANE PROPERTIES LLC	\$	9,450,000	\$	8,500,000	REAL
CP 511 BUILDING LLC	\$	23,500,000	\$	17,700,000	REAL
CREEKWOOD APTS LLC	\$	28,851,750	\$	26,400,000	REAL
CROSS COURT TEXAS LLC	\$	1,600,000	\$	1,500,000	REAL
CROSSINGATIRVING RUBY	\$	18,654,490	\$	17,600,000	REAL
CROWN ENTERPRISES INC	\$	6,300,000	\$	4,600,000	REAL
CTR TX PROPERTIES LLC	\$	978,000	\$	978,000	REAL
CURRAN PRICE LLC	\$	280,000	\$	257,180	REAL
CURRAN PRICE LLC	\$	202,000	\$	182,490	REAL
CVS AS LESSEE	\$	1,959,990	\$	1,959,990	REAL
CVS AS LESSEE	\$	2,460,410	\$	2,182,000	REAL
DALLAS FT WORTH PARTNERS LLC	\$	4,775,000	\$	4,462,540	REAL
DALLAS FT WORTH PARTNERS LLC	\$	2,290,230	\$	2,140,370	REAL
DALLAS FT WORTH PARTNERS LLC	\$	2,671,930	\$	2,497,090	REAL
DALLAS METRO APARTMENTS LLC	\$	6,050,000	\$	5,500,000	REAL
DAYTON HUDSON CORP	\$	5,766,970	\$	5,715,000	REAL
DELUJO EL MOROCCO LLC	\$	14,446,000	\$	13,300,000	REAL
DELUX SUITES INVESTMENTS	\$	550,000	\$	500,000	REAL
DFW AIRPORT HOSPITALITY	\$	9,900,000	\$	9,200,000	REAL
DFW AIRPORT HOSPITALITY	\$	13,600,000	\$	12,750,000	REAL

DFW BELTLINE COMMERCE CENTER LLC	\$	2,529,090	\$	1,667,000	REAL
DFW BELTLINE COMMERCE CENTER LLC	\$	3,415,730	\$	1,451,000	REAL
DFW BELTLINE COMMERCE CENTER LLC	\$	3,173,760	\$	2,091,000	REAL
DFW BELTLINE COMMERCE CENTER LLC	\$	3,173,760	\$	2,091,000	REAL
DFW RESORTS LLC	\$	8,750,000	\$	8,350,000	REAL
DFW SB INDUSTRIAL LLC	\$	3,900,000	\$	3,655,290	REAL
DFW TOWER VILLAGE LP	\$	13,600,000	\$	13,030,000	REAL
DFW TOWER VILLAGE LP	\$	20,000,000	\$	19,170,000	REAL
DG CENTURY CENTER PROPERTY	\$	14,424,500	\$	12,000,000	REAL
DHILLON INVESTOR LLC	\$	2,553,870	\$	2,100,000	REAL
DILLARDS TEXAS CENTRAL LLC	\$	2,167,680	\$	1,864,200	PERSONAL
DK CREST OWNER LLC	\$	70,000,000	\$	67,000,000	REAL
DRIVER RE IRVING LLC	\$	6,750,000	\$	5,837,030	REAL
EAGLE CREST BORROWER LLC	\$	26,437,500	\$	24,004,000	REAL
EAGLE CREST BORROWER LLC	\$	36,562,500	\$	33,196,000	REAL
EL PRIMERO EXPRESS LP	\$	4,800,000	\$	4,400,000	REAL
EMERALD POINT APARTMENT	\$	8,000,000	\$	7,500,000	REAL
EPC WESTGATE LLC	\$	37,499,870	\$	29,611,000	REAL
EPC WESTGATE LLC	\$	16,289,130	\$	12,862,000	REAL
EPC WESTGATE LLC	\$	7,148,470	\$	5,645,000	REAL
EPC WESTGATE LLC	\$	6,562,530	\$	5,182,000	REAL
EQUINIX LLC	\$	21,332,500	\$	17,500,000	REAL
ESD DFW SOUTH 2011 LP	\$	31,000,000	\$	22,500,000	REAL
ESTRADA LUXURY APARTMENTS LLC	\$	28,500,000	\$	26,500,000	REAL
ESTRADA REVO LLC &	\$	36,800,000	\$	33,500,000	REAL
EXTRA SPACE PROPERTIES TWO LLC	\$	6,900,000	\$	6,200,000	REAL
FR MASSACHUSETTS 7 LLC	\$	6,903,650	\$	6,300,000	REAL
GENESCO FOOTWEAR LLC	\$	145,200	\$	135,040	PERSONAL
GL MARBLETREE LLC	\$	11,749,920	\$	10,875,000	REAL
GL MARBLETREE LLC	\$	35,250,080	\$	32,625,000	REAL
GLENRIDGE HOSPITALITY LP	\$	310,140	\$	310,140	REAL
GLENRIDGE HOSPITALITY LP	\$	12,289,860	\$	10,789,860	REAL
GLENRIDGE HOSPITALITY LP	\$	15,600,000	\$	13,750,000	REAL
GMONY INVESTMENTS LLC	\$	2,912,000	\$	2,740,000	REAL
GMONY INVESTMENTS LLC	\$	3,360,000	\$	3,160,000	REAL
GRANITE CIMARRON MEADOWS LLC	\$	19,036,150	\$	11,772,250	REAL
GREENWAY RESTAURANT	\$	10,425,000	\$	9,300,000	REAL
HANS & DENISE HAUCK REVOCABLE	\$	1,285,310	\$	1,225,000	REAL
HD DEVELOPMENT PPTIES, LP	\$	5,407,500	\$	5,275,000	REAL
HIGHLAND CREST LTD	\$	26,500,000	\$	25,150,000	REAL
HILLTOPPER APARTMENTS IRVING LLC	\$	8,500,000	\$	7,100,000	REAL
HKRK MGNT INC	\$	4,100,000	\$	3,825,000	REAL
IFCAP EVERGREEN LP	\$	85,880	\$	75,760	REAL
IFCAP EVERGREEN LP	\$	85,880	\$	75,850	REAL
IFCAP EVERGREEN LP	\$	85,880	\$	75,760	REAL
IFCAP EVERGREEN LP	\$	85,880	\$	75,760	REAL
IFCAP EVERGREEN LP	\$	85,880	\$	75,760	REAL
IFCAP EVERGREEN LP	\$	85,880	\$	75,760	REAL

IMT CAPITAL III LAKESHORE LOFTS LP	\$	72,500,000	\$	67,000,000	REAL
INN HOTEL & RESTAURANT LLC THE	\$	7,145,000	\$	5,000,000	REAL
INTEGRITY CAPITAL REI VLP LLC	\$	8,750,000	\$	8,100,000	REAL
IRBY LANE ASSOCIATES LTD	\$	24,700,000	\$	22,500,000	REAL
IRVING 4600 WEST PIONEER	\$	50,000,000	\$	42,000,000	REAL
IRVING 5 STAR MANAGEMENT LLC	\$	157,840	\$	115,270	REAL
IRVING 5 STAR MANAGEMENT LLC	\$	603,620	\$	440,830	REAL
IRVING 5 STAR MANAGEMENT LLC	\$	553,890	\$	404,520	REAL
IRVING 5 STAR MANAGEMENT LLC	\$	237,210	\$	173,240	REAL
IRVING 5 STAR MANAGEMENT LLC	\$	224,220	\$	163,750	REAL
IRVING 5 STAR MANAGEMENT LLC	\$	1,909,870	\$	1,394,820	REAL
IRVING 5 STAR MANAGEMENT LLC	\$	301,810	\$	220,420	REAL
IRVING 5 STAR MANAGEMENT LLC	\$	325,790	\$	237,930	REAL
IRVING 5 STAR MANAGEMENT LLC	\$	308,690	\$	225,440	REAL
IRVING 5 STAR MANAGEMENT LLC	\$	555,000	\$	405,330	REAL
IRVING 5 STAR MANAGEMENT LLC	\$	2,456,320	\$	1,793,890	REAL
IRVING 5 STAR MANAGEMENT LLC	\$	167,260	\$	167,260	REAL
IRVING 5 STAR MANAGEMENT LLC	\$	155,560	\$	155,560	REAL
IRVING 5 STAR MANAGEMENT LLC	\$	901,740	\$	901,740	REAL
IRVING BRITAIN WAY APARTMENTS LP	\$	4,583,320	\$	4,166,650	REAL
IRVING BRITAIN WAY APARTMENTS LP	\$	9,166,680	\$	8,333,350	REAL
IRVING LODGING LLC	\$	9,300,100	\$	8,750,000	REAL
ISA HOSPITALITY INC	\$	3,200,000	\$	2,800,000	REAL
J&J LOTT IRVING LLC	\$	50,966,850	\$	48,000,000	REAL
JACHO FAIR OAKS LP	\$	8,200,000	\$	7,500,000	REAL
JARS BRITTANY 169 LLC	\$	12,900,000	\$	12,000,000	REAL
JARS HEIGHTS 79 LLC	\$	2,582,300	\$	2,370,000	REAL
JARS HEIGHTS 79 LLC	\$	1,613,920	\$	1,480,000	REAL
JARS HEIGHTS 79 LLC	\$	4,303,780	\$	3,950,000	REAL
JB DALLAS LLC	\$	2,601,000	\$	2,475,000	REAL
JDFW II LLC	\$	94,500,000	\$	82,500,000	REAL
JDFW LLC	\$	62,000,000	\$	60,000,000	REAL
KARAN ASSOCIATES TWO	\$	1,760,000	\$	1,445,000	REAL
KARAN ASSOCIATES TWO	\$	1,800,000	\$	1,355,000	REAL
KORE 125 JOHN CARPENTER LLC	\$	73,500,000	\$	71,900,000	REAL
KROGER LIMITED PARTNERSHIP II	\$	40,239,560	\$	35,940,190	PERSONAL
KROGER TEXAS LP	\$	1,263,680	\$	1,179,430	REAL
KROGER TEXAS LP	\$	1,834,970	\$	1,150,000	REAL
KROGER TEXAS LP	\$	1,586,330	\$	1,580,000	REAL
KROGER TEXAS LP	\$	4,199,910	\$	4,100,000	REAL
KROGER TEXAS LP	\$	960,100	\$	950,260	REAL
KROGER TEXAS LP	\$	21,600,000	\$	16,000,000	REAL
LADERA RANCH LLC	\$	32,175,000	\$	29,600,000	REAL
LAKE FOREST COMMUNITY	\$	10,272,140	\$	7,500,000	REAL
LAKE FOREST COMMUNITY	\$	4,485,530	\$	4,485,530	REAL
LAS COLINAS I HOLDCO LP	\$	110,000,000	\$	105,000,000	REAL
LAS COLINAS II HOLDCO LP	\$	59,850,000	\$	58,000,000	REAL
LBH LAS COLINAS PLAZA LLC	\$	28,950,000	\$	26,700,000	REAL

LEGACY REI GROUP TF LLC	\$	5,028,160	\$	4,244,400	REAL
LEGACY REI GROUP TF LLC	\$	11,971,840	\$	10,105,600	REAL
LION NORTHGATE LLC &	\$	25,995,000	\$	23,950,000	REAL
LION TRINITY LLC	\$	66,700,000	\$	61,750,000	REAL
LION WOODCHASE CLARENDON LLC	\$	25,263,160	\$	23,278,200	REAL
LION WOODCHASE CLARENDON LLC	\$	9,736,840	\$	8,971,800	REAL
LONE STAR CONTAINER	\$	15,146,970	\$	11,000,000	REAL
LOWEN RAIFORD LP	\$	14,250,000	\$	12,450,000	REAL
LOWES HOME CENTERS INC	\$	7,210,000	\$	7,100,000	REAL
LPD REALTY LLC	\$	20,750,000	\$	19,400,000	REAL
LSG1 TOWNE NORTH LLC	\$	5,032,980	\$	4,600,000	REAL
LSG1 TOWNE NORTH LLC	\$	11,717,020	\$	10,700,000	REAL
LUCKY PROPERTY ONE LLC	\$	3,968,530	\$	3,650,000	REAL
MAA ALLOY LLC	\$	73,450,000	\$	66,500,000	REAL
MAA TANC LLC	\$	51,500,000	\$	49,500,000	REAL
MACARTHUR PLACE	\$	28,447,780	\$	26,259,500	REAL
MACARTHUR PLACE	\$	33,302,220	\$	30,740,500	REAL
MACY'S RETAIL HOLDINGS LLC	\$	3,086,040	\$	2,594,280	PERSONAL
MALL GROUND PORTFOLIO LLC	\$	1,301,420	\$	1,301,420	REAL
MALL GROUND PORTFOLIO LLC	\$	1,600,100	\$	1,600,100	REAL
MALL GROUND PORTFOLIO LLC	\$	4,319,230	\$	3,925,000	REAL
MALL GROUND PORTFOLIO LLC	\$	193,440	\$	193,440	REAL
MALL GROUND PORTFOLIO LLC	\$	24,625,000	\$	19,980,040	REAL
MARABELLA APARTMENTS II	\$	34,828,880	\$	33,506,970	REAL
MARABELLA APARTMENTS II	\$	31,171,120	\$	29,988,030	REAL
MARS ROCHELLE LLC &	\$	5,994,000	\$	5,300,000	REAL
MDR REVOCABLE TRUST	\$	2,076,250	\$	2,000,000	REAL
MEADOW CREEK RANCH MHC LLC	\$	7,419,010	\$	5,350,000	REAL
MEADOW CREEK RANCH MHC LLC	\$	3,792,190	\$	3,200,000	REAL
MEADOW OAKS COMMUNITY LLC	\$	19,538,610	\$	14,700,000	REAL
MLRP REGAL ROW LP	\$	7,110,750	\$	4,750,000	REAL
MLRP REGAL ROW LP	\$	4,931,940	\$	4,800,000	REAL
MM COURTYARDS LLC	\$	21,000,000	\$	19,300,000	REAL
MONTERRA APARTMENTS LP	\$	47,850,000	\$	47,850,000	REAL
MOTTS LLP	\$	135,496,870	\$	119,120,230	PERSONAL
MOTTS LLP	\$	30,365,510	\$	29,673,960	PERSONAL
MPG TEXAS 1 LLC	\$	14,500,000	\$	13,500,000	REAL
MUSTANG LAS COLINAS LLC	\$	35,156,900	\$	30,000,000	REAL
NCH CORPORATION	\$	15,000,000	\$	14,329,914	REAL
NCH CORPORATION	\$	13,759,580	\$	11,947,000	REAL
NCH CORPORATION	\$	6,453,560	\$	6,453,560	REAL
NEWPORT APARTMENTS PROPERTY OWNER	\$	35,875,000	\$	25,500,000	REAL
NH INVESTMENTS LAH LLC	\$	17,650,000	\$	17,000,000	REAL
NICOLA SPUR 482 LP	\$	6,420,530	\$	5,791,700	REAL
NLP TEXAS ONE LLC	\$	61,250,000	\$	58,500,000	REAL
NORTH TEXAS FAMILY	\$	12,670,000	\$	11,800,000	REAL
NORTHGATE CONSOLIDATED GROUP LLC	\$	4,869,100	\$	4,600,000	REAL
NORTHGATE CONSOLIDATED GROUP LLC	\$	1,460,900	\$	1,460,900	REAL

NORTHWEST PARK ASSOC	\$	12,461,670	\$	11,273,400	REAL
NORTHWEST PARK ASSOC	\$	7,988,330	\$	7,226,600	REAL
OAKWAY MANOR LLC	\$	7,000,000	\$	6,230,000	REAL
OBSIDIAN SUMMER GATE OWNER	\$	22,950,000	\$	20,000,000	REAL
OMNINET FOXBOROUGH LP	\$	37,000,000	\$	29,600,000	REAL
OMNINET FOXBOROUGH LP	\$	13,000,000	\$	10,400,000	REAL
PAR CAPITAL 122 WEST LLC	\$	27,800,000	\$	27,100,000	REAL
PARRISH MICHAEL R & ANGELA R	\$	1,679,930	\$	1,580,000	REAL
PATEL KAMLESH M & AMISHA G	\$	1,263,320	\$	1,200,000	REAL
PATEL MUKUND & DAXABEN	\$	1,468,640	\$	1,400,000	REAL
PATEL VIMAL M	\$	928,250	\$	800,000	REAL
PBH VALLEY CREEK LLC	\$	51,400,000	\$	47,000,000	REAL
PBH VALLEY RIDGE LLC	\$	53,550,000	\$	49,000,000	REAL
PENSA NUWIND LLC	\$	31,000,000	\$	28,000,000	REAL
PERFECT & COMFORT LIVING LLC	\$	4,300,000	\$	4,000,000	REAL
PERFECT AND MODERN TEAM LLC	\$	3,550,000	\$	3,450,000	REAL
PETCO	\$	424,640	\$	350,000	PERSONAL
PILLSBURY CO TAX DEPT	\$	950,000	\$	930,000	REAL
PILLSBURY CO TAX DEPT	\$	834,430	\$	834,430	REAL
PL LASCO OWNER LLC	\$	90,500,000	\$	87,800,000	REAL
POP HOLDINGS LP	\$	1,091,380	\$	1,091,380	REAL
PPF AMLI 1050 LAKE CAROLYN PARKWAY LL	\$	68,000,000	\$	62,253,300	REAL
PPF AMLI 777 LAKE CAROLYN PARKWAY	\$	100,721,400	\$	88,450,000	REAL
PRIME US TOWER AT LAKE CAROLYN LLC	\$	67,750,000	\$	62,000,000	REAL
PROLOGISEXCHANGE STEMMONS	\$	7,753,150	\$	6,980,000	REAL
PROMENADE TX PARTNERS LLC	\$	73,000,000	\$	69,500,000	REAL
PROPERTY RESERVE INC	\$	74,847,820	\$	70,772,820	REAL
PROVIDENT GROUP IRVING PROPERTIES LLC	\$	57,000,000	\$	39,950,000	REAL
PS TEXAS HOLDINGS II LTD	\$	6,316,700	\$	5,900,000	REAL
PS TEXAS HOLDINGS II LTD	\$	6,301,540	\$	5,400,000	REAL
PS TEXAS HOLDINGS LTD	\$	3,863,670	\$	3,215,000	REAL
PS TEXAS HOLDINGS LTD	\$	4,928,360	\$	4,400,000	REAL
QSR 4 LLC	\$	728,270	\$	728,270	REAL
QSR 4 LLC	\$	978,080	\$	978,080	REAL
RAIBLE PLACE APARTMENTS LLC	\$	19,000,000	\$	16,200,000	REAL
RAMSEY LUTHER H	\$	1,612,100	\$	1,500,000	REAL
RAMSEY LUTHER HAROLD	\$	855,000	\$	800,000	REAL
RCP CRESTVIEW SPE LLC &	\$	30,250,000	\$	29,500,000	REAL
REALTY INCOME PROPERTIES 19 LLC	\$	2,083,290	\$	2,072,620	REAL
REALTY INCOME PROPERTIES 19 LLC	\$	771,750	\$	742,200	REAL
REALTY INCOME PROPERTIES 19 LLC	\$	1,233,750	\$	1,186,520	REAL
REALTY INCOME PROPERTIES 19 LLC	\$	661,500	\$	636,170	REAL
REALTY INCOME PROPERTIES 19 LLC	\$	661,500	\$	636,170	REAL
REGAL BUSINESS CENTER LLC	\$	11,000,000	\$	7,375,660	REAL
REGAL BUSINESS CENTER LLC	\$	17,624,340	\$	17,624,340	REAL
RESIDENCE AT SURROUND APARTMENT LLC	\$	39,425,000	\$	36,500,000	REAL
RESIDENCES NORTHGATE LLC	\$	48,875,000	\$	33,750,000	REAL
RICKY HOSPITALITY LLC	\$	1,720,000	\$	1,600,000	REAL

RIVERSIDE PROPERTY OWNERS LP	\$	37,623,120	\$	36,750,000	REAL
RIVERSIDE PROPERTY OWNERS LP	\$	10,136,020	\$	9,900,000	REAL
ROCHELLE PLACE L P	\$	12,500,000	\$	9,500,000	REAL
ROCK ISLAND IRVING LLC	\$	18,000,000	\$	16,750,000	REAL
RODRIGUEZ JOSE	\$	221,220	\$	212,000	REAL
ROSEMONT SUMMIT OPERATING LLC	\$	60,000,000	\$	54,000,000	REAL
RSP RIDGEVIEW PLACE	\$	32,166,670	\$	30,660,000	REAL
RSP RIDGEVIEW PLACE	\$	16,083,330	\$	15,340,000	REAL
SAVOY DALLAS HOTELS LLC	\$	8,700,000	\$	8,200,000	REAL
SEDONA PARK APARTMENTS LLC	\$	39,950,000	\$	29,850,000	REAL
SEJ PROPERTIES LP	\$	8,941,170	\$	8,400,000	REAL
SEJ PROPERTIES LP	\$	5,000,000	\$	4,340,570	REAL
SEJ PROPERTIES LP	\$	1,500,000	\$	1,350,000	REAL
SEJ PROPERTIES LP	\$	640,000	\$	640,000	REAL
SEJ PROPERTIES LP	\$	2,155,150	\$	1,940,000	REAL
SEJ PROPERTIES LP	\$	2,400,000	\$	2,400,000	REAL
SEJ PROPERTIES LP	\$	650,000	\$	650,000	REAL
SERVICES DEVELOPMENT CORP	\$	11,300,000	\$	10,800,000	REAL
SFS PROPERTIES LLC	\$	8,183,500	\$	6,750,000	REAL
SHREEM LAS COLINAS LLC	\$	17,691,660	\$	17,691,660	REAL
SHRI AVDUTH INC	\$	1,695,000	\$	1,625,000	REAL
SKYPASS DEVELOPMENT LLC	\$	1,775,160	\$	1,676,540	REAL
SKYPASS DEVELOPMENT LLC	\$	5,572,200	\$	5,052,960	REAL
SL5 DFW INDUSTRIAL LP	\$	12,093,510	\$	10,500,000	REAL
SOUTHERN STAR LAS COLINAS LP	\$	17,500,000	\$	15,300,000	REAL
SPANISH HAVEN REDEVELOPMENT	\$	14,175,000	\$	12,350,000	REAL
STAINBACK RAYMOND F JR	\$	4,620,000	\$	4,250,000	REAL
STARCREST TEXAS PPTIES	\$	8,370,000	\$	7,550,000	REAL
STATE BANK OF TEXAS	\$	20,480,560	\$	18,000,000	REAL
SUBIL PROPERTIES LLC	\$	960,000	\$	930,000	REAL
SUN LIFE INSURANCE CO OF CANADA	\$	36,300,000	\$	33,700,000	REAL
TERRA FUNDING-URBAN TOWERS LLC	\$	12,252,330	\$	12,252,330	REAL
TERRA FUNDING-URBAN TOWERS LLC	\$	131,747,670	\$	124,147,670	REAL
TERRY INVESTMENT PROPERTY 1	\$	1,553,540	\$	1,553,540	REAL
TEXAS PARK MANOR LP	\$	11,950,000	\$	11,300,000	REAL
TEXAS SFI PARTNERSHIP 37 LTD	\$	41,000,000	\$	38,000,000	REAL
TILLAR IRVING BELTLINE	\$	3,332,450	\$	2,000,000	REAL
THREE WHITE OAKS CORPORATION	\$	1,887,000	\$	1,825,000	REAL
TMIF II BRIDGEPORT LP	\$	33,250,000	\$	31,400,000	REAL
TOURO GROVE APARTMENTS LLC	\$	19,600,000	\$	18,500,000	REAL
TOYOTA OF IRVING LTD	\$	636,740	\$	620,000	REAL
TOYOTA OF IRVING LTD	\$	12,325,000	\$	11,175,000	REAL
TOYOTA OF IRVING LTD	\$	720,370	\$	710,000	REAL
TOYOTA OF IRVING LTD	\$	146,480	\$	143,220	REAL
TOYOTA OF IRVING LTD	\$	537,520	\$	537,520	REAL
TP APARTMENTS LLC	\$	3,034,480	\$	2,730,000	REAL
TP APARTMENTS LLC	\$	7,965,520	\$	7,170,000	REAL
TR ATRIUM LP	\$	13,000,000	\$	12,000,000	REAL

TR ATRIUM LP	\$	7,000,000	\$	6,350,000	REAL
TRADER JOES COMPANY	\$	458,920	\$	458,920	REAL
TRASSATTS CORPORATION	\$	7,800,000	\$	7,000,000	REAL
TUCASA ACQUISITION LLC	\$	13,880,000	\$	12,400,000	REAL
TUP CARPENTER COURT LP	\$	11,209,850	\$	9,500,000	REAL
TX 2800 VALLEY VIEW LN DE LLC	\$	27,827,770	\$	25,000,000	REAL
USAA REAL ESTATE CO	\$	296,390	\$	296,390	REAL
USAA REAL ESTATE CO	\$	502,500	\$	502,500	REAL
USAA REAL ESTATE CO	\$	200	\$	200	REAL
USAA REAL ESTATE CO	\$	3,120	\$	3,120	REAL
USAA REAL ESTATE CO	\$	5,519,970	\$	5,478,000	REAL
USAA REAL ESTATE CO	\$	1,770	\$	1,770	REAL
USAA REAL ESTATE CO	\$	950,610	\$	950,610	REAL
USAA REAL ESTATE CO	\$	115,460	\$	115,460	REAL
USAA REAL ESTATE CO	\$	15,000,000	\$	10,500,000	REAL
USAA REAL ESTATE CO	\$	1,822,730	\$	1,822,730	REAL
VATC 200 DE LLC	\$	25,500,000	\$	23,800,000	REAL
VBAPT LLC	\$	22,000,000	\$	17,400,000	REAL
VELAZQUEZ CELIA &	\$	1,500,000	\$	1,450,000	REAL
VILLAGE ON WEST IRVING LLC	\$	10,250,000	\$	9,250,000	REAL
VILLAS ESTANCIA APARTMENTS LLC	\$	27,785,000	\$	22,750,000	REAL
WALKER MHP INVESTMENTS LLC	\$	1,200,000	\$	1,050,000	REAL
WALNUT HILL TX PARTNERS LLC	\$	75,000,000	\$	65,000,000	REAL
WATER STREET OCONNOR LP	\$	107,000,000	\$	104,000,000	REAL
WEST SHADY GROVE HOLDINGS LLC	\$	6,497,100	\$	6,050,000	REAL
WEST SHADY GROVE HOLDINGS LLC	\$	5,630,900	\$	5,250,000	REAL
WESTDALE BROOKSTONE TERRACE LP	\$	27,500,000	\$	25,650,000	REAL
WESTDALE BROOKSTONE/TERRACE LP	\$	21,500,000	\$	18,900,000	REAL
WESTDALE LAKERIDGE LTD	\$	23,000,000	\$	18,000,000	REAL
WESTDALE POLARIS PARTNERS	\$	19,250,000	\$	17,950,000	REAL
WESTDALE POLARIS PARTNERS	\$	6,900,000	\$	6,143,000	REAL
WESTDALE PPTIES AMERICA I	\$	25,250,000	\$	21,750,000	REAL
WESTDALE WOODMEADE LTD	\$	37,000,000	\$	30,400,000	REAL
WEISZ THOMAS J	\$	344,810	\$	267,500	REAL
WF AGAVE IRVING LLC	\$	2,297,870	\$	2,106,380	REAL
WF AGAVE IRVING LLC	\$	9,702,130	\$	8,893,620	REAL
WINGREN VILLAGE LP	\$	23,000,000	\$	20,500,000	REAL
WINKLE PIONEER COURT LTD	\$	191,710	\$	126,650	REAL
WINKLE PIONEER COURT LTD	\$	191,710	\$	126,650	REAL
WINKLE PIONEER COURT LTD	\$	194,560	\$	128,530	REAL
WINKLE PIONEER COURT LTD	\$	110,770	\$	73,200	REAL
WINKLE PIONEER COURT LTD	\$	110,770	\$	73,200	REAL
WINKLE PIONEER COURT LTD	\$	194,560	\$	128,530	REAL
WINKLE PIONEER COURT LTD	\$	191,710	\$	126,650	REAL
WINKLE PIONEER COURT LTD	\$	193,420	\$	127,780	REAL
WINKLE PIONEER COURT LTD	\$	193,230	\$	127,650	REAL
WINKLE PIONEER COURT LTD	\$	193,420	\$	127,780	REAL
WINKLE PIONEER COURT LTD	\$	191,710	\$	126,650	REAL

WINKLE PIONEER COURT LTD	\$	191,710	\$	126,650	REAL
WINKLE PIONEER COURT LTD	\$	194,560	\$	128,530	REAL
WINKLE PIONEER COURT LTD	\$	110,770	\$	73,200	REAL
WINKLE PIONEER COURT LTD	\$	110,770	\$	73,200	REAL
WINKLE PIONEER COURT LTD	\$	110,770	\$	73,200	REAL
WINKLE PIONEER COURT LTD	\$	110,770	\$	73,200	REAL
WINKLE PIONEER COURT LTD	\$	194,560	\$	128,530	REAL
WINKLE PIONEER COURT LTD	\$	191,710	\$	126,650	REAL
WINKLE PIONEER COURT LTD	\$	191,710	\$	126,650	REAL
WINKLE PIONEER COURT LTD	\$	193,420	\$	127,780	REAL
WINKLE PIONEER COURT LTD	\$	193,230	\$	127,650	REAL
WINKLE PIONEER COURT LTD	\$	193,420	\$	127,780	REAL
WINKLE PIONEER COURT LTD	\$	191,710	\$	126,650	REAL
WINKLE PIONEER COURT LTD	\$	194,560	\$	128,600	REAL
WINKLE PIONEER COURT LTD	\$	194,560	\$	128,600	REAL
WINKLE PIONEER COURT LTD	\$	191,710	\$	126,650	REAL
WINKLE PIONEER COURT LTD	\$	193,420	\$	127,780	REAL
WINKLE PIONEER COURT LTD	\$	193,230	\$	127,650	REAL
WINKLE PIONEER COURT LTD	\$	193,420	\$	127,780	REAL
WOODSHIRE MHC LLC	\$	3,537,640	\$	3,000,000	REAL
WOODSHIRE MHC LLC	\$	7,783,750	\$	6,900,000	REAL
WOODSHIRE MHC LLC	\$	7,565,350	\$	6,750,000	REAL
WOODWIND APARTMENTS LLC	\$	7,850,000	\$	6,800,000	REAL
WW MHP INVESTMENTS LLC	\$	2,385,000	\$	2,220,000	REAL
WWC LXXI LP	\$	28,000,000	\$	26,000,000	REAL
WWC XLII LP	\$	36,624,920	\$	32,500,000	REAL
WWC XLII LP	\$	36,625,080	\$	32,500,000	REAL
Z920 THIRD STREET LLC	\$	5,700,000	\$	4,700,000	REAL
ZACHARY SADEGHIAN	\$	168,250	\$	112,200	REAL
ZACHARY SADEGHIAN	\$	6,470	\$	6,470	REAL
ZACHARY SADEGHIAN	\$	4,680	\$	4,680	REAL
ZACHARY SADEGHIAN	\$	1,020	\$	1,020	REAL
ZACHARY SADEGHIAN	\$	23,940	\$	23,940	REAL
ZACHARY SADEGHIAN	\$	23,700	\$	23,700	REAL
ZACHARY SADEGHIAN	\$	7,000	\$	7,000	REAL
ZACHARY SADEGHIAN	\$	3,100	\$	3,100	REAL
ZACHARY SADEGHIAN	\$	6,380	\$	6,380	REAL
ZACHARY SADEGHIAN	\$	6,380	\$	6,380	REAL
ZACHARY SADEGHIAN	\$	105,740	\$	105,740	REAL
ZACHARY SADEGHIAN	\$	1,370	\$	1,370	REAL
ZACHARY SADEGHIAN	\$	183,740	\$	183,740	REAL
ZANDER PARK BORROWER DE LLC	\$	22,950,000	\$	19,500,000	REAL
TOTAL	\$	6,595,698,430	\$	5,932,355,594	

2023 ACTIVE LAWSUITS

OWNERS NAME	DCAD VALUE	TYPE OF PROPERTY
COP ENTERPRISES LLC	\$ 99,280	REAL
COP ENTERPRISES LLC	\$ 99,280	REAL
COP ENTERPRISES LLC	\$ 89,380	REAL
COP ENTERPRISES LLC	\$ 99,280	REAL
COP ENTERPRISES LLC	\$ 217,000	REAL
COP ENTERPRISES LLC	\$ 391,800	REAL
DELUJO EL MOROCCO LLC	\$ 13,300,000	REAL
HERNANDEZ GABRIEL &	\$ 682,530	REAL
HERNANDEZ GABRIEL &	\$ 1,293,060	REAL
HERNANDEZ GABRIEL &	\$ 249,080	REAL
HERNANDEZ GABRIEL &	\$ 243,580	REAL
HERNANDEZ GABRIEL &	\$ 243,940	REAL
HERNANDEZ GABRIEL &	\$ 250,000	REAL
HERNANDEZ GABRIEL &	\$ 215,280	REAL
HERNANDEZ GABRIEL &	\$ 227,230	REAL
HERNANDEZ GABRIEL &	\$ 259,770	REAL
HERNANDEZ GABRIEL &	\$ 254,130	REAL
HERNANDEZ GABRIEL &	\$ 258,050	REAL
HERNANDEZ GABRIEL &	\$ 249,110	REAL
HERNANDEZ GABRIEL &	\$ 258,250	REAL
HERNANDEZ GABRIEL &	\$ 245,830	REAL
HERNANDEZ GABRIEL &	\$ 324,820	REAL
HERNANDEZ GABRIEL &	\$ 329,410	REAL
HERNANDEZ GABRIEL &	\$ 711,180	REAL
HERNANDEZ GABRIEL &	\$ 765,660	REAL
HERNANDEZ GABRIEL &	\$ 175,000	REAL
HERNANDEZ GABRIEL &	\$ 234,910	REAL
HERNANDEZ GABRIEL &	\$ 145,000	REAL
HERNANDEZ GABRIEL &	\$ 204,620	REAL
HERNANDEZ GABRIEL &	\$ 256,960	REAL
HERNANDEZ GABRIEL &	\$ 225,180	REAL
HERNANDEZ GABRIEL &	\$ 226,390	REAL
HERNANDEZ GABRIEL &	\$ 248,920	REAL
HERNANDEZ GABRIEL &	\$ 264,060	REAL
IFCAP EVERGREEN LP	\$ 90,400	REAL
RICKY HOSPITALITY LLC	\$ ¹⁰⁹ 1,770,000	REAL
SURTI LEUVA PATIDAR SAMAJ OF DFW	\$ 1,050,270	REAL

SURTI LUEVA PATIDAR SAMAJ OF DFW	\$	16,309,590	REAL
SYMONDS STEPHEN M	\$	1,634,180	REAL
WWC LXXI LP	\$	26,500,000	REAL
TOTAL	\$	70,692,410	

2023 SETTLED LAWSUITS

OWNERS NAME	DCAD VALUE	SETTLED VALUE	TYPE OF PROPERTY
1111 TDS APARTMENTS LLC	\$ 26,800,000	\$ 24,000,000	REAL
1500 EAST AIRPORT FREEWAY LLC	\$ 4,784,000	\$ 4,000,000	REAL
1500 EAST AIRPORT FREEWAY LLC	\$ 504,590	\$ 504,590	REAL
1500 EAST AIRPORT FREEWAY LLC	\$ 6,916,000	\$ 5,800,000	REAL
1500 EAST AIRPORT FREEWAY LLC	\$ 3,869,230	\$ 3,545,410	REAL
1500 EAST AIRPORT FREEWAY LLC	\$ 14,560,000	\$ 11,950,000	REAL
1500 EAST AIRPORT FREEWAY LLC	\$ 11,960,000	\$ 9,425,000	REAL
1500 EAST AIRPORT FREEWAY LLC	\$ 6,500,000	\$ 5,100,000	REAL
1500 EAST AIRPORT FREEWAY LLC	\$ 10,036,000	\$ 8,500,000	REAL
1500 EAST AIRPORT FREEWAY LLC	\$ 2,652,000	\$ 2,390,000	REAL
161 AIRPORT CORPORATE LLC	\$ 11,412,000	\$ 9,800,000	REAL
1927 BELTLINE CP LTD	\$ 2,550,000	\$ 2,000,000	REAL
1927 EAST BELTLINE RD LLC	\$ 781,220	\$ 685,000	REAL
1929 GRAUWYLER LLC	\$ 12,560,000	\$ 12,300,000	REAL
2010 KINWES LLC	\$ 6,300,000	\$ 4,500,000	REAL
2200 WEST ROCHELLE LLC	\$ 8,000,000	\$ 6,050,000	REAL
2200 WEST ROCHELLE LLC	\$ 8,000,000	\$ 6,050,000	REAL
2325 STEMMONS HOTEL PRTNRS LLC	\$ 9,675,000	\$ 8,500,000	REAL
250 290 B&C LLC	\$ 36,256,000	\$ 34,191,000	REAL
250 290 B&C LLC	\$ 18,116,650	\$ 17,086,000	REAL
250 290 B&C LLC	\$ 20,383,000	\$ 19,223,000	REAL
2700 TRINITY SPE LLC	\$ 9,936,000	\$ 8,900,000	REAL
2929 PARK GROVE VNTRE LTD	\$ 20,305,000	\$ 18,740,000	REAL
2929 PARK GROVE VNTRE LTD	\$ 1,260,000	\$ 1,260,000	REAL
3228 WILLOW LLC	\$ 17,700,000	\$ 16,800,000	REAL
3429 WEST ROCHELLE LLC	\$ 19,950,000	\$ 18,300,000	REAL
4303 MARPOSA DRIVE	\$ 9,500,000	\$ 8,000,000	REAL
4409 MONTROSE LTD	\$ 25,160,790	\$ 24,000,000	REAL
4444 IRVING BLVD LP	\$ 4,533,400	\$ 4,150,000	REAL
4525 W PIONEER DR PROPERTY	\$ 32,000,000	\$ 29,000,000	REAL
500 EJC OFFICE OWNER LLC	\$ 29,000,000	\$ 27,600,000	REAL
600 LAS COLINAS OWNER LLC	\$ 74,500,000	\$ 67,700,000	REAL
7918 FERGUSON LLC	\$ 2,000,000	\$ 1,900,000	REAL
7929 BROOKRIVER SUB LLC	\$ 74,500,000	\$ 66,500,000	REAL
7929 BROOKRIVER SUB LLC	\$ 9,868,000	\$ 9,200,000	REAL
850 LAKE CAROLYN PKWY APARTMENTS INV	\$ 60,000,000	\$ 56,000,000	REAL
89 H A S HOTEL CORP	\$ 1,585,000	\$ 1,400,000	REAL
AARON HOLDINGS LLC	\$ 1,742,810	\$ 1,742,810	REAL
ABF FREIGHT SYSTEM INC	\$ 8,351,000	\$ 7,350,000	REAL
ABRAHAM ALVIN V	\$ 2,482,020	\$ 2,482,020	REAL

ABRAHAM SAJI PROPERTIES LLC	\$	520,780	\$	520,780	REAL
ABRAHAM SAJI PROPERTIES LLC	\$	240,000	\$	200,000	REAL
ACI REAL ESTATE SPE 155 LLC	\$	5,995,000	\$	5,441,000	REAL
AGAP GARLAND LLC	\$	6,487,500	\$	6,100,000	REAL
AGAS VENTURES LLC	\$	243,120	\$	190,710	REAL
AGAS VENTURES LLC	\$	231,570	\$	213,010	REAL
AGAS VENTURES LLC	\$	187,240	\$	172,230	REAL
AGAS VENTURES LLC	\$	172,970	\$	159,110	REAL
AGAS VENTURES LLC	\$	213,650	\$	196,530	REAL
AGAS VENTURES LLC	\$	215,000	\$	146,690	REAL
AGAS VENTURES LLC	\$	184,300	\$	169,530	REAL
AGAS VENTURES LLC	\$	198,900	\$	182,960	REAL
AGAS VENTURES LLC	\$	188,670	\$	173,550	REAL
AGAS VENTURES LLC	\$	216,590	\$	199,230	REAL
AGAS VENTURES LLC	\$	243,150	\$	223,660	REAL
AGAS VENTURES LLC	\$	203,490	\$	187,180	REAL
AGAS VENTURES LLC	\$	165,670	\$	152,390	REAL
AGAS VENTURES LLC	\$	176,710	\$	162,550	REAL
AGAS VENTURES LLC	\$	169,300	\$	155,730	REAL
AGAS VENTURES LLC	\$	182,780	\$	168,130	REAL
AGAS VENTURES LLC	\$	185,370	\$	170,520	REAL
AGRE WILLIAMS SQUARE HOLDINGS LLC	\$	65,363,100	\$	56,342,380	REAL
AGRE WILLIAMS SQUARE HOLDINGS LLC	\$	9,609,430	\$	8,283,240	REAL
AGRE WILLIAMS SQUARE HOLDINGS LLC	\$	63,795,210	\$	56,000,670	REAL
AGRE WILLIAMS SQUARE HOLDINGS LLC	\$	114,122,260	\$	99,373,710	REAL
AIGGRE TX HOTEL LAS COLINAS OWNER	\$	12,475,000	\$	11,400,000	REAL
ALC APARTMENTS LLC	\$	59,600,000	\$	54,000,000	REAL
ALESIO GARDEN &	\$	143,500,000	\$	121,250,000	REAL
ANGEL HOSPITALITY VIII LLC	\$	1,200,000	\$	1,200,000	REAL
APO IRVING LLC	\$	7,578,880	\$	5,750,000	REAL
AREA/EY WFT LLC	\$	10,680,520	\$	9,257,300	REAL
ASHDOW DIALYSIS LLC	\$	2,250,000	\$	2,025,000	REAL
AUTOZONE TEXAS LP	\$	603,390	\$	518,910	PERSONAL
AUTOZONE TEXAS LP	\$	657,110	\$	565,110	PERSONAL
AUTOZONE TEXAS LP	\$	540,910	\$	465,180	PERSONAL
AUTOZONE TEXAS LP	\$	597,180	\$	513,570	PERSONAL
AUTOZONE TEXAS LP	\$	538,310	\$	462,950	PERSONAL
AUTOZONE TEXAS LP	\$	2,242,010	\$	1,838,450	PERSONAL
BELL STACY GREETHUM TRUST THE	\$	996,500	\$	950,000	REAL
BELTLINE & GRANDE LTD PS	\$	13,000,000	\$	11,100,000	REAL
BELTLINE VILLAGE PARTNERS	\$	8,208,300	\$	7,250,000	REAL
BELTLINE/AIRPORT FREEWAY JOINT VENTURE	\$	3,365,260	\$	2,800,000	REAL
BELTLINE/AIRPORT FREEWAY JOINT VENTURE	\$	734,740	\$	700,000	REAL
BELTLINE/AIRPORT FREEWAY JOINT VENTURE	\$	7,900,000	\$	6,500,000	REAL
BEST BUY STORES LP	\$	2,300,440	\$	1,932,370	PERSONAL
BETTER INC	\$	2,835,100	\$	2,500,000	REAL
BHP INVESTENTS CO	\$	4,425,000	\$	4,000,000	REAL
BIO WORLD MERCHANDISING INC	\$	14,439,440	\$	13,900,000	PERSONAL
BLVD AL LP THE	\$	1,778,910	\$	1,705,000	REAL

BMGREI ESTERS LLC	\$	12,065,630	\$	11,362,500	REAL
BMGREI ESTERS LLC	\$	30,834,370	\$	29,037,500	REAL
BMGREI METKER LLC	\$	9,988,000	\$	8,000,000	REAL
BRE KNIGHT SH TX OWNER LLC	\$	4,100,000	\$	3,700,000	REAL
BREIT INDUSTRIAL CANYON TX	\$	115,390	\$	115,390	REAL
BROWN COLINAS POINTE LLC	\$	20,000,000	\$	18,000,000	REAL
BUDHWANI & VIRANI INC	\$	5,060,000	\$	4,543,000	REAL
CAD ASSETS LLC	\$	3,600,000	\$	3,200,000	REAL
CANAL CENTR INVESTORS LLC	\$	35,000,000	\$	32,500,000	REAL
CANTEX GRAUWYLER LLC	\$	2,299,100	\$	2,299,100	REAL
CANTEX GRAUWYLER LLC	\$	12,585,630	\$	10,500,000	REAL
CARMAX AUTO SUPERSTORES	\$	11,741,010	\$	9,474,630	REAL
CARMAX AUTO SUPERSTORES	\$	1,025,370	\$	1,025,370	REAL
CAROLYN PROPERTY OWNER LP	\$	73,000,000	\$	63,800,000	REAL
CASCADE DALLAS OPERATING LLC	\$	9,500,000	\$	8,000,000	REAL
CAVADIAN PROPERTIES LLC	\$	306,370	\$	251,190	REAL
CCP MILLBROOK 1678 LLC	\$	5,200,000	\$	4,950,000	REAL
CFT NV DEVELOPMENTS LLC	\$	1,221,130	\$	1,100,000	REAL
CHALET APARTMENTS LLC	\$	27,600,000	\$	25,500,000	REAL
CHATHEAU AT WILDBRIAR LP	\$	17,000,000	\$	12,500,000	REAL
CHICK FIL A INC	\$	847,050	\$	762,350	PERSONAL
CHICK FIL A INC	\$	951,620	\$	886,210	REAL
CNC SPC LP	\$	8,489,220	\$	8,489,220	REAL
CNC SPC LP	\$	16,760,780	\$	16,760,780	REAL
COLE CV DUNCANVILLE TX LP	\$	1,900,000	\$	1,843,000	REAL
COLE CV DUNCANVILLE TX LP	\$	2,388,750	\$	2,108,000	REAL
COLE CV DUNCANVILLE TX LP	\$	1,902,900	\$	1,902,900	REAL
COLINAS RANCH APARTMENTS LLC	\$	19,850,000	\$	14,000,000	REAL
COLONY MULTIFAMILY 3321 LLC THE	\$	4,975,700	\$	4,332,000	REAL
COLONY MULTIFAMILY 3321 LLC THE	\$	1,693,850	\$	1,475,000	REAL
COLONY MULTIFAMILY 3321 LLC THE	\$	5,081,560	\$	4,425,000	REAL
COLONY MULTIFAMILY 3321 LLC THE	\$	7,198,880	\$	6,268,000	REAL
COLUMBIA PROPERTIES	\$	45,500,000	\$	39,000,000	REAL
CORSAIR IRVING OWNER LLC	\$	29,000,000	\$	25,000,000	REAL
COTTONWOOD LANE PROPERTIES LLC	\$	8,985,260	\$	8,500,000	REAL
CP 511 BUILDING LLC	\$	22,500,000	\$	18,500,000	REAL
CREEKWOOD APTS LLC	\$	26,646,920	\$	24,000,000	REAL
CRESTVIEW STONEHILL LLC	\$	28,000,000	\$	25,500,000	REAL
CROSS COURT TEXAS LLC	\$	1,260,000	\$	1,225,000	REAL
DALLAS FT WORTH PARTNERS LLC	\$	1,933,020	\$	1,933,020	REAL
DALLAS FT WORTH PARTNERS LLC	\$	4,027,410	\$	4,027,410	REAL
DALLAS FT WORTH PARTNERS LLC	\$	2,247,150	\$	2,247,150	REAL
DALLAS METRO APARTMENTS LLC	\$	5,500,000	\$	5,000,000	REAL
DAYTON HUDSON CORP	\$	5,715,000	\$	5,599,000	REAL
DEVA CORPORATION	\$	6,050,000	\$	5,700,000	REAL
DFW AIRPORT HOSPITALITY	\$	9,900,000	\$	8,400,000	REAL
DILLARDS TEXAS CENTRAL LLC	\$	2,271,100	\$	1,953,140	PERSONAL
DK CREST OWNER LLC	\$	69,500,000	\$	65,450,000	REAL
DLC HOTEL OWNER LLC	\$	950,610	\$	950,610	REAL

DLC HOTEL OWNER LLC	\$	73,678,650	\$	70,178,650	REAL
DLC HOTEL OWNER LLC	\$	370,740	\$	370,740	REAL
DOGWOOD PROPCO TX II LP	\$	12,343,360	\$	10,000,000	REAL
DRIVER RE IRVING LLC	\$	466,610	\$	400,000	REAL
DSJR LLC	\$	7,950,000	\$	7,300,000	REAL
EAGLE CREST BORROWER LLC	\$	33,602,680	\$	31,281,250	REAL
EAGLE CREST BORROWER LLC	\$	24,297,320	\$	22,618,750	REAL
EL PRIMERO EXPRESS LP	\$	4,750,000	\$	4,150,000	REAL
EMERALD POINT APARTMENTS	\$	5,770	\$	5,770	REAL
EMERALD POINT APARTMENTS	\$	7,552,710	\$	6,744,230	REAL
EPC WESTGATE LLC	\$	5,586,600	\$	4,842,000	REAL
EPC WESTGATE LLC	\$	6,085,400	\$	5,274,000	REAL
EPC WESTGATE LLC	\$	29,440,000	\$	27,666,000	REAL
EPC WESTGATE LLC	\$	12,788,000	\$	12,018,000	REAL
ESD DFW SOUTH 2011 LP	\$	28,000,000	\$	21,500,000	REAL
ESTRADA 180 LLC	\$	19,500,000	\$	16,250,000	REAL
ESTRADA LUXURY APARTMENTS LLC	\$	27,000,000	\$	25,000,000	REAL
ESTRADA REVO LLC &	\$	33,800,000	\$	28,900,000	REAL
FIVF III TX2 LLC	\$	13,000,000	\$	10,750,000	REAL
FREEWAY LLC	\$	21,388,460	\$	16,000,000	REAL
GEP SILVERTON LLC	\$	31,876,800	\$	27,000,000	REAL
GL MARBLETREE LLC	\$	33,675,000	\$	30,750,000	REAL
GL MARBLETREE LLC	\$	11,225,000	\$	10,250,000	REAL
GLENRIDGE HOSPITALITY LP	\$	10,389,870	\$	9,127,380	REAL
GLENRIDGE HOSPITALITY LP	\$	310,140	\$	310,140	REAL
GLENRIDGE HOSPITALITY LP	\$	13,750,000	\$	12,400,000	REAL
GRANITE CIMARRON MEADOWS LLC	\$	9,639,510	\$	7,595,000	REAL
GREENWAY RESTAURANT	\$	9,975,000	\$	8,500,000	REAL
GROUP 1 REALTY INC	\$	3,500,000	\$	3,250,000	REAL
H&B DEVELOPMENT AND	\$	825,000	\$	775,000	REAL
HCD DALLAS CORPORATION	\$	49,990,000	\$	39,200,000	REAL
HCD DALLAS CORPORATION	\$	810,000	\$	800,000	REAL
HD DEVELOPMENT PPTIES LP	\$	5,350,000	\$	5,250,000	REAL
HIGHLAND CREST LTD	\$	25,000,000	\$	23,700,000	REAL
HILLTOPPER APARTMENTS IRVING LLC	\$	7,418,230	\$	6,250,000	REAL
HKRK MGMT INC	\$	3,725,000	\$	3,425,000	REAL
HKSKN MANAGERS 1 LTD	\$	3,750,000	\$	3,400,000	REAL
IFCAP EVERGREEN LP	\$	57,300	\$	45,840	REAL
IFCAP EVERGREEN LP	\$	62,200	\$	49,760	REAL
IFCAP EVERGREEN LP	\$	62,200	\$	49,760	REAL
IFCAP EVERGREEN LP	\$	57,300	\$	45,840	REAL
IFCAP EVERGREEN LP	\$	62,200	\$	49,760	REAL
IFCAP EVERGREEN LP	\$	62,200	\$	49,760	REAL
IFCAP EVERGREEN LP	\$	70,600	\$	56,480	REAL
IFCAP EVERGREEN LP	\$	70,600	\$	56,480	REAL
IFCAP EVERGREEN LP	\$	62,200	\$	49,760	REAL
IFCAP EVERGREEN LP	\$	57,300	\$	45,840	REAL
IFCAP EVERGREEN LP	\$	62,200	\$	49,760	REAL
IFCAP EVERGREEN LP	\$	70,600	\$	56,480	REAL

IRVING 5 STAR MANAGEMENT LLC	\$	264,000	\$	223,000	REAL
IRVING 5 STAR MANAGEMENT LLC	\$	250,000	\$	213,000	REAL
IRVING 5 STAR MANAGEMENT LLC	\$	244,000	\$	195,000	REAL
IRVING 5 STAR MANAGEMENT LLC	\$	192,000	\$	175,000	REAL
IRVING 5 STAR MANAGEMENT LLC	\$	182,000	\$	165,000	REAL
IRVING 5 STAR MANAGEMENT LLC	\$	1,563,000	\$	1,370,000	REAL
IRVING 5 STAR MANAGEMENT LLC	\$	483,000	\$	400,000	REAL
IRVING 5 STAR MANAGEMENT LLC	\$	449,000	\$	386,000	REAL
IRVING 5 STAR MANAGEMENT LLC	\$	128,000	\$	110,000	REAL
IRVING 5 STAR MANAGEMENT LLC	\$	2,451,720	\$	1,900,000	REAL
IRVING BRITAIN WAY APRARTMENTS LP	\$	8,666,670	\$	7,600,000	REAL
IRVING BRITAIN WAY APRARTMENTS LP	\$	4,333,330	\$	3,800,000	REAL
IRVING BUS PROPERTIES LLC	\$	2,251,350	\$	1,950,000	REAL
IRVING LODGING LLC	\$	9,300,000	\$	7,743,000	REAL
ISA HOSPITALITY INC	\$	2,525,000	\$	2,300,000	REAL
JAHCO FAIR OAKS LP	\$	7,750,000	\$	6,950,000	REAL
JARS BRITTANY 169 LLC	\$	12,600,000	\$	11,300,000	REAL
JARS HEIGHTS 79 LLC	\$	1,490,510	\$	1,329,120	REAL
JARS HEIGHTS 79 LLC	\$	2,384,810	\$	2,126,580	REAL
JARS HEIGHTS 79 LLC	\$	3,974,680	\$	3,544,300	REAL
JB DALLAS LLC	\$	2,475,000	\$	2,400,000	REAL
JDFW II LLC	\$	89,000,000	\$	80,500,000	REAL
JDFW LLC	\$	60,500,000	\$	57,200,000	REAL
JORDAN KATZ AVALON LLC	\$	32,500,000	\$	29,800,000	REAL
KARAN ASSOCIATES TWO	\$	1,500,000	\$	1,262,610	REAL
KARAN ASSOCIATES TWO	\$	1,600,000	\$	1,337,390	REAL
KORE 125 JOHN CARPENTER LLC	\$	75,650,000	\$	71,900,000	REAL
KROGER TEXAS LP	\$	4,100,000	\$	4,077,580	REAL
KROGER TEXAS LP	\$	1,575,000	\$	1,540,130	REAL
KROGER TEXAS LP	\$	11,680,630	\$	11,245,270	REAL
KROGER TEXAS LP	\$	1,800,000	\$	1,781,520	REAL
KROGER TEXAS LP	\$	960,000	\$	950,260	REAL
LADERA RANCH LLC	\$	29,750,000	\$	27,160,000	REAL
LAKE FOREST VALLEY HOLDINGS LLC	\$	4,485,530	\$	4,169,060	REAL
LAKE FOREST VALLEY HOLDINGS LLC	\$	6,291,390	\$	5,630,940	REAL
LAKE WORTH HOTEL CORP	\$	3,750,000	\$	3,300,000	REAL
LAS COLINAS I HOLDCO LP	\$	107,334,180	\$	100,000,000	REAL
LAS COLINAS II HOLDCO LP	\$	57,665,820	\$	53,800,000	REAL
LBH LAS COLINAS PLAZA LLC	\$	26,300,000	\$	25,000,000	REAL
LEGACY REI GROUP SA LLC	\$	13,673,510	\$	12,130,000	REAL
LEGACY REI GROUP SA LLC	\$	4,926,490	\$	4,370,000	REAL
LION NORTHGATE LLC &	\$	24,000,000	\$	22,000,000	REAL
LION TRINITY LLC	\$	61,000,000	\$	54,000,000	REAL
LION WOODCHASE CLARENDON LLC	\$	23,232,000	\$	21,293,230	REAL
LION WOODCHASE CLARENDON LLC	\$	8,954,000	\$	8,206,770	REAL
LOONEY FAMILY 2014 TRUST THE	\$	2,217,330	\$	1,600,000	REAL
LOONEY FAMILY 2014 TRUST THE	\$	1,073,070	\$	700,000	REAL
LOOP HOTEL INC	\$	1,085,000	\$	950,000	REAL
LOWEN TRINITY MILLS	\$	12,375,000	\$	10,500,000	REAL

LOWEN TRINITY MILLS	\$	197,830	\$	197,830	REAL
LOWES HOME CENTERS INC	\$	7,200,000	\$	7,000,000	REAL
LPD REALTY LLC	\$	19,000,000	\$	17,000,000	REAL
LRF2 TOWNE NORTH	\$	10,680,000	\$	9,275,000	REAL
LRF2 TOWNE NORTH	\$	4,920,000	\$	4,475,000	REAL
MA LEG PARTNERS 6	\$	205,000	\$	183,690	REAL
MA LEG PARTNERS 6	\$	133,470	\$	133,200	REAL
MAA ALLOY LLC	\$	66,700,000	\$	55,500,000	REAL
MACARTHUR PLACE	\$	29,346,150	\$	27,878,840	REAL
MACARTHUR PLACE	\$	25,153,850	\$	23,896,160	REAL
MALL GROUND PORTFOLIO LLC	\$	41,500,000	\$	21,005,140	REAL
MALL GROUND PORTFOLIO LLC	\$	2,050,000	\$	1,600,000	REAL
MALL GROUND PORTFOLIO LLC	\$	4,850,000	\$	3,900,000	REAL
MALL GROUND PORTFOLIO LLC	\$	193,440	\$	193,440	REAL
MALL GROUND PORTFOLIO LLC	\$	1,301,420	\$	1,301,420	REAL
MARABELLA APARTMENTS II	\$	30,651,570	\$	28,337,350	REAL
MARABELLA APARTMENTS II	\$	34,248,430	\$	31,662,650	REAL
MARS ROCHELLE LLC &	\$	5,550,000	\$	5,120,000	REAL
MCDAVID IRVING HON LLC	\$	3,600,000	\$	2,430,000	REAL
MCDAVID IRVING HON LLC	\$	51,860	\$	51,860	REAL
MCDAVID IRVING HON LLC	\$	2,800,000	\$	2,115,000	REAL
MCDAVID IRVING HON LLC	\$	4,525,000	\$	3,378,000	REAL
MCDAVID IRVING HON LLC	\$	6,725,000	\$	4,945,000	REAL
MEADOW CREEK RANCH MHC LLC	\$	6,227,770	\$	4,950,000	REAL
MEADOW CREEK RANCH MHC LLC	\$	3,115,880	\$	2,900,000	REAL
MEADOW OAKS HOLDINGS LP	\$	10,483,800	\$	10,483,800	REAL
MFO PPTIES LTD	\$	1,500,000	\$	1,500,000	REAL
MM COURTYARDS LLC	\$	19,500,000	\$	18,000,000	REAL
MONTEGO BAY LLC	\$	5,165,990	\$	4,600,000	REAL
MONTERRA APARTMENTS LP	\$	47,850,000	\$	44,877,000	REAL
MONTERRA APARTMENTS LP	\$	47,850,000	\$	47,850,000	REAL
MPG TEXAS 1 LLC	\$	14,650,000	\$	12,400,000	REAL
NEPTUNE VENTURES LLC	\$	300,000	\$	280,000	REAL
NEPTUNE VENTURES LLC	\$	237,560	\$	225,000	REAL
NEPTUNE VENTURES LLC	\$	283,950	\$	270,000	REAL
NEPTUNE VENTURES LLC	\$	317,940	\$	300,000	REAL
NEWPORT APARTMENTS PROPERTY OWNER L	\$	33,000,000	\$	24,000,000	REAL
NL ASSETS LANDEN DE LLC	\$	17,160,000	\$	16,000,000	REAL
NLP TEXAS ONE LLC	\$	62,687,840	\$	46,500,000	REAL
NLP TEXAS ONE LLC	\$	58,900,000	\$	56,000,000	REAL
NORTH TEXAS FAMILY	\$	11,750,000	\$	11,000,000	REAL
NORTHGATE CONSOLIDATED	\$	4,937,900	\$	4,600,000	REAL
NORTHWEST PARK ASSOC	\$	7,480,470	\$	6,699,250	REAL
NORTHWEST PARK ASSOC	\$	11,669,530	\$	10,450,750	REAL
OAKWAY MANOR LLC	\$	6,540,170	\$	5,700,000	REAL
OBSIDIAN SUMMER GATE OWNER	\$	20,350,000	\$	18,000,000	REAL
OMNINET FOXBOROUGH LP	\$	33,244,440	\$	28,373,330	REAL
OMNINET FOXBOROUGH LP	\$	13,505,560	\$	11,526,670	REAL
P LURA LLC	\$	940,000	\$	900,000	REAL

PAR CAPITAL 122 WEST LLC	\$	27,800,000	\$	26,500,000	REAL
PARMA LAS COLINAS TOWERS LLC	\$	68,898,000	\$	63,400,000	REAL
PARMA LAS COLINAS TOWERS LLC	\$	42,850,000	\$	39,348,000	REAL
PARMA LAS COLINAS TOWERS LLC	\$	4,752,000	\$	4,752,000	REAL
PARRISH MICHAEL R & ANGELA R	\$	1,591,500	\$	1,475,000	REAL
PATEL MADAN &	\$	1,157,240	\$	1,050,000	REAL
PBH VALLEY CREEK LLC	\$	48,950,000	\$	45,900,000	REAL
PBH VALLEY RIDGE LLC	\$	51,000,000	\$	48,000,000	REAL
PERFECT & COMFORT LIVING LLC	\$	4,000,000	\$	3,600,000	REAL
PERFECT AND MODERN TEAM LLC	\$	3,250,000	\$	3,000,000	REAL
PETCO ANIMAL SUPPLIES INC	\$	376,310	\$	331,150	REAL
PH IRVING LLC	\$	3,850,000	\$	3,550,000	PERSONAL
PL LASCO OWNER LLC	\$	88,250,000	\$	84,000,000	REAL
POLO SANTIAGO	\$	6,970,000	\$	6,375,000	REAL
PPF AMLI 1050 LAKE CAROLYN PARKWAY LLC	\$	63,500,000	\$	59,500,000	REAL
PPF AMLI 777 LAKE CAROLYN PARKWAY	\$	96,675,000	\$	84,000,000	REAL
PRIME US TOWER AT LAKE CAROLYN	\$	66,950,000	\$	61,900,000	REAL
PROMENADE TX PARTNERS LLC	\$	73,000,000	\$	67,000,000	REAL
PROPERTY RESERVE INC	\$	72,972,820	\$	68,472,820	REAL
PROVIDENT GROUP IRVING PROPERTIES LLC	\$	47,000,000	\$	32,500,000	REAL
PS LPT PROPERTIES INVESTORS	\$	3,404,010	\$	3,000,000	REAL
PS TEXAS HOLDINGS II LTD	\$	5,483,000	\$	5,250,000	REAL
PS TEXAS HOLDINGS II LTD	\$	5,712,750	\$	5,550,000	REAL
RAIBLE PLACE APARTMENTS LLC	\$	16,995,000	\$	14,450,000	REAL
RAMSEY LUTHER H	\$	1,612,000	\$	1,500,000	REAL
RAMSEY LUTHER HAROLD	\$	812,800	\$	750,000	REAL
REGAL BUSINESS CENTER LLC	\$	13,963,750	\$	13,963,750	REAL
REGAL BUSINESS CENTER LLC	\$	7,568,690	\$	7,000,000	REAL
RESIDENCE AT SURROUND	\$	36,300,000	\$	34,500,000	REAL
RESIDENCES NORTHGATE LLC	\$	45,270,000	\$	32,500,000	REAL
ROCHELLE PLACE LP	\$	11,100,000	\$	9,085,000	REAL
ROCK ISLAND IRVING LLC	\$	17,000,000	\$	15,700,000	REAL
ROSEMONT SUMMIT OPERATING LLC	\$	63,250,000	\$	55,000,000	REAL
RSP RIDGEVIEW PLACE	\$	30,833,330	\$	29,266,660	REAL
RSP RIDGEVIEW PLACE	\$	15,416,670	\$	14,633,340	REAL
SAIBABA DFW LODGING LLC	\$	4,845,000	\$	4,845,000	REAL
SANCHEZ THOMAS C	\$	346,500	\$	325,000	REAL
SANDLIAN COLBY B &	\$	3,202,500	\$	3,100,000	REAL
SAVOY DALLAS HOTELS LLC	\$	8,700,000	\$	7,200,000	REAL
SCP 2002D 4 LLC	\$	2,062,510	\$	2,018,000	REAL
SCP 2002D 4 LLC	\$	124,800	\$	124,800	REAL
SEDONA PARK APARTMENTS LLC	\$	36,200,000	\$	26,150,000	REAL
SEJ PROPERTIES LP	\$	650,540	\$	640,000	REAL
SEJ PROPERTIES LP	\$	8,304,220	\$	7,800,000	REAL
SEJ PROPERTIES LP	\$	4,100,000	\$	4,100,000	REAL
SEJ PROPERTIES LP	\$	2,465,840	\$	2,400,000	REAL
SEJ PROPERTIES LP	\$	2,273,550	\$	1,500,000	REAL
SEJ PROPERTIES LP	\$	1,850,000	\$	1,250,000	REAL
SEJ PROPERTIES LP	\$	1,010,670	\$	650,000	REAL

SFS PROPERTIES LLC	\$	4,169,180	\$	3,950,000	REAL
SOUTHERN STAR LAS COLINAS LP	\$	15,400,000	\$	13,087,000	REAL
SPANISH HAVEN REDEVELOPMENT	\$	13,000,000	\$	10,500,000	REAL
STAINBACK RAYMOND F JR	\$	4,580,000	\$	4,250,000	REAL
STARCORE CR	\$	19,850,000	\$	19,850,000	REAL
STARCREST TEXAS PPTIES	\$	6,975,000	\$	6,250,000	REAL
STATE BANK OF TEXAS	\$	2,245,000	\$	1,900,000	REAL
STATE BANK OF TEXAS	\$	9,626,240	\$	9,626,240	REAL
SUN LIFE INSURANCE CO OF CANADA	\$	37,950,000	\$	34,500,000	REAL
TERRA FUNDING-URBAN TOWERS LLC	\$	12,252,330	\$	12,252,330	REAL
TERRA FUNDING-URBAN TOWERS LLC	\$	145,247,670	\$	128,247,670	REAL
TERRY INVESTMENT PROPERTY 1	\$	1,710,000	\$	1,710,000	REAL
TEXAS FLORIDA CEDARS LP	\$	12,250,000	\$	11,050,000	REAL
TEXAS FOUR PPTIES LLC	\$	14,950,000	\$	12,500,000	REAL
TEXAS PARK MANOR LP	\$	10,920,000	\$	10,400,000	REAL
TEXAS SFI PARTNERSHIP 37 LTD	\$	41,440,000	\$	38,000,000	REAL
TMIF II BRIDGEPORT LP	\$	32,500,000	\$	29,800,000	REAL
TNP IRVING SQUARE DST	\$	2,750,000	\$	2,750,000	REAL
TOURO ASHER PARK DE LLC	\$	30,500,000	\$	28,440,000	REAL
TOURO RUSTIC RIDGE DE LLC	\$	22,900,000	\$	18,400,000	REAL
TOYOTA OF IRVING LTD	\$	630,000	\$	625,000	REAL
TOYOTA OF IRVING LTD	\$	14,500,000	\$	11,175,000	REAL
TP APARTMENTS LLC	\$	7,313,790	\$	6,227,500	REAL
TP APARTMENTS LLC	\$	2,786,210	\$	2,372,500	REAL
TR ATRIUM LP	\$	16,342,630	\$	13,900,000	REAL
TR ATRIUM LP	\$	8,300,000	\$	7,600,000	REAL
TUP CARPENTER COURT LP	\$	11,250,000	\$	8,900,000	REAL
TSCA 222 LIMITED PS	\$	5,625,000	\$	5,000,000	REAL
TX 2800 VALLEY VIEW LN DE LLC	\$	21,542,090	\$	20,250,000	REAL
UNITED RENTALS AS LESSEE	\$	4,897,250	\$	4,150,000	REAL
USAA REAL ESTATE CO	\$	296,390	\$	296,390	REAL
USAA REAL ESTATE CO	\$	502,500	\$	502,500	REAL
USAA REAL ESTATE CO	\$	5,519,970	\$	5,478,000	REAL
USAA REAL ESTATE CO	\$	10,900,000	\$	950,610	REAL
USAA REAL ESTATE CO	\$	200	\$	200	REAL
USAA REAL ESTATE CO	\$	3,120	\$	3,120	REAL
USAA REAL ESTATE CO	\$	1,770	\$	1,770	REAL
USAA REAL ESTATE CO	\$	115,460	\$	115,460	REAL
USAA REAL ESTATE CO	\$	15,000,000	\$	10,500,000	REAL
USAA REAL ESTATE CO	\$	1,822,730	\$	1,822,730	REAL
VBAPT LLC	\$	17,250,000	\$	15,250,000	REAL
VELAZQUEZ CELIA &	\$	1,641,600	\$	1,425,000	REAL
VILLAGE ON WEST IRVING LLC	\$	11,000,000	\$	8,830,000	REAL
VILLAS ESTANCIA APARTMENTS LLC	\$	23,000,000	\$	19,778,270	REAL
WALGREEN CO AS OWNER AND LESSEE	\$	2,445,500	\$	2,295,070	REAL
WALGREEN CO AS OWNER AND LESSEE	\$	1,467,560	\$	1,377,300	REAL
WALGREEN CO AS OWNER AND LESSEE	\$	3,994,340	\$	2,325,000	REAL
WALMART REAL ESTATE	\$	10,967,000	\$	10,967,000	REAL
WALNUT HLL TX PARTNERS LLC	\$	73,500,000	\$	62,000,000	REAL

WATER STREET OCONNOR LP	\$	2,247,370	\$	2,247,370	REAL
WATER STREET OCONNOR LP	\$	108,000,000	\$	101,500,000	REAL
WESTDALE BROOKSTONE/TERRACE LP	\$	20,000,000	\$	16,838,800	REAL
WESTDALE BROOKSTONE/TERRACE LP	\$	26,000,000	\$	22,321,200	REAL
WESTDALE LAKERIDGE LTD	\$	20,500,000	\$	18,000,000	REAL
WESTDALE POLARIS PARTNERS	\$	18,650,000	\$	16,425,000	REAL
WESTDALE POLARIS PARTNERS	\$	6,250,000	\$	5,600,000	REAL
WESTDALE PPTIES AMERICA I	\$	22,250,000	\$	19,500,000	REAL
WESTDALE WOODMEADE LTD	\$	32,250,000	\$	26,600,000	REAL
WF AGAVE IRVING LLC	\$	8,765,000	\$	7,912,080	REAL
WF AGAVE IRVING LLC	\$	2,313,000	\$	2,087,920	REAL
WINGREN VILLAGE LP	\$	20,500,000	\$	18,400,000	REAL
WOODSHIRE MHC LLC	\$	75,000	\$	75,000	REAL
WOODSHIRE MHC LLC	\$	75,000	\$	75,000	REAL
WOODSHIRE MHC LLC	\$	2,952,800	\$	2,535,260	REAL
WOODSHIRE MHC LLC	\$	6,581,230	\$	5,646,000	REAL
WOODSHIRE MHC LLC	\$	6,473,550	\$	5,646,000	REAL
WOODWIND APARTMENTS LLC	\$	6,750,000	\$	6,000,000	REAL
WWC XLII LP	\$	31,875,000	\$	29,750,000	REAL
WWC XLII LP	\$	31,875,000	\$	29,750,000	REAL
Z920 THIRD STREET LLC	\$	5,328,000	\$	4,365,000	REAL
ZANDER PARK BORROWER DE LLC	\$	21,300,000	\$	18,000,000	REAL
ZAPANTA ALBERT & UNITED STATES MEXICO	\$	716,430	\$	716,430	REAL

TOTAL	\$	6,267,080,120	\$	5,564,534,800	
--------------	----	---------------	----	---------------	--

2022 ACTIVE LAWSUITS

OWNERS NAME	DCAD VALUE	TYPE OF PROPERTY
IFCAP EVERGREEN LP	\$ 90,400	REAL
LAS COLINAS SURGERY	\$ 1,400,000	REAL
VILLAS ESTANCIA APARTMENTS LLC	\$ 25,000,000	REAL
SURTI LEUVA PATIDAR SAMAJ OF DFW	\$ 1,050,270	REAL
TOTAL	\$ 27,540,670	

2022 SETTLED LAWSUITS

OWNERS NAME	DCAD VALUE	SETTLED VALUE	TYPE OF PROPERTY
1031 NORTH STORY E 1 H LLC &	\$ 4,400,000	\$ 4,100,000	REAL
1111 TDS APARTMENTS LLC	\$ 23,500,000	\$ 19,500,000	REAL
1212 IRVING LLC	\$ 11,000,000	\$ 9,800,000	REAL
1500 EAST AIRPORT FREEWAY LLC	\$ 3,720,410	\$ 3,400,000	REAL
1500 EAST AIRPORT FREEWAY LLC	\$ 14,000,000	\$ 11,000,000	REAL
1500 EAST AIRPORT FREEWAY LLC	\$ 4,600,000	\$ 3,670,000	REAL
1500 EAST AIRPORT FREEWAY LLC	\$ 2,550,000	\$ 2,300,000	REAL
1500 EAST AIRPORT FREEWAY LLC	\$ 6,250,000	\$ 4,650,000	REAL
1500 EAST AIRPORT FREEWAY LLC	\$ 9,650,000	\$ 8,000,000	REAL
1500 EAST AIRPORT FREEWAY LLC	\$ 11,500,000	\$ 8,800,000	REAL
1500 EAST AIRPORT FREEWAY LLC	\$ 6,650,000	\$ 5,400,000	REAL
1500 EAST AIRPORT FREEWAY LLC	\$ 504,590	\$ 504,590	REAL
2010 KINWEST LLC	\$ 6,175,000	\$ 5,250,000	REAL
2325 STEMMONS HOTEL PTNRS LLC	\$ 8,000,000	\$ 7,750,000	REAL
250 290 B&C LLC	\$ 34,530,280	\$ 32,737,380	REAL
250 290 B&C LLC	\$ 17,253,980	\$ 16,358,110	REAL
250 290 B&C LLC	\$ 19,412,450	\$ 18,404,510	REAL
300 320 DECKER LLC	\$ 9,868,100	\$ 8,982,000	REAL
3228 WILLOW LLC	\$ 16,416,000	\$ 14,100,000	REAL
33-RENAL CENTER OF NORTH DALLAS	\$ 2,100,000	\$ 2,025,000	REAL
3801 NORTH BELT LINE ROAD	\$ 17,750,000	\$ 16,500,000	REAL
4303 MARIPOSA DRIVE	\$ 8,455,000	\$ 7,800,000	REAL
4409 MONTROSE LTD	\$ 23,282,000	\$ 21,000,000	REAL
4525 W PIONEER DR PROPERTY	\$ 33,000,000	\$ 27,000,000	REAL
500 EJC OFFICE OWNER LLC	\$ 27,300,000	\$ 25,100,000	REAL
600 LAS COLINAS OWNER LLC	\$ 74,750,000	\$ 72,400,000	REAL
692 LAKE CAROLYN PARKWAY	\$ 58,760,000	\$ 56,518,000	REAL
7918 FERGUSON LLC	\$ 1,889,070	\$ 1,850,000	REAL
850 LAKE CAROLYN PKWY APARTMENTS INC	\$ 53,250,000	\$ 50,500,000	REAL
89 H A S HOTEL CORP	\$ 1,260,000	\$ 1,150,000	REAL
AARON HOLDINGS LLC	\$ 2,032,310	\$ 1,742,810	REAL
AARON HOLDINGS LLC	\$ 2,032,310	\$ 2,032,310	REAL
ABF FREIGHT SYSTEMS INC	\$ 7,000,000	\$ 6,400,000	REAL
ABRAHAM ALVIN V	\$ 2,987,630	\$ 2,688,870	REAL
ADDISON HOTELS LP	\$ 5,400,000	\$ 4,950,000	REAL
AGAP GARLAND LLC	\$ 6,985,000	\$ 5,838,360	REAL
AGAS VENTURES LLC	\$ 169,300	\$ 151,640	REAL
AGAS VENTURES LLC	\$ 182,780	\$ 163,720	REAL
AGAS VENTURES LLC	\$ 207,320	\$ 185,700	REAL
AGAS VENTURES LLC	\$ 185,370	\$ 166,040	REAL
AGAS VENTURES LLC	\$ 176,710	\$ 158,280	REAL
AGAS VENTURES LLC	\$ 231,570	\$ 207,420	REAL
AGAS VENTURES LLC	\$ 184,300	\$ 165,080	REAL
AGAS VENTURES LLC	\$ 198,900	\$ 178,160	REAL
AGAS VENTURES LLC	\$ 188,670	\$ 168,990	REAL
AGAS VENTURES LLC	\$ 216,590	\$ 194,000	REAL
AGAS VENTURES LLC	\$ 187,240	\$ 167,710	REAL
AGAS VENTURES LLC	\$ 172,970	\$ 154,930	REAL

OWNERS NAME	DCAD VALUE	SETTLED VALUE	TYPE OF PROPERTY
AGAS VENTURES LLC	\$ 213,650	\$ 191,370	REAL
AGAS VENTURES LLC	\$ 159,470	\$ 142,840	REAL
AGAS VENTURES LLC	\$ 243,150	\$ 217,790	REAL
AGAS VENTURES LLC	\$ 203,490	\$ 182,270	REAL
AGAS VENTURES LLC	\$ 165,670	\$ 148,390	REAL
AGRE WILLIAMS SQUARE HOLDINGS LLC	\$ 108,705,190	\$ 98,373,710	REAL
AGRE WILLIAMS SQUARE HOLDINGS LLC	\$ 62,259,620	\$ 56,342,380	REAL
AGRE WILLIAMS SQUARE HOLDINGS LLC	\$ 9,153,170	\$ 8,283,240	REAL
AGRE WILLIAMS SQUARE HOLDINGS LLC	\$ 61,882,020	\$ 56,000,670	REAL
AIGGRE TX HOTEL LAS COLINAS OWNER	\$ 7,692,500	\$ 6,870,000	REAL
ALAMO DRAFTHOUSE CINEMA	\$ 1,315,880	\$ 1,088,750	PERSONAL
ALC APARTMENTS LLC	\$ 53,250,000	\$ 51,000,000	REAL
ALDEN SHORT	\$ 147,760	\$ 87,480	REAL
ALDEN SHORT	\$ 175,530	\$ 137,480	REAL
ALDEN SHORT	\$ 220,280	\$ 213,030	REAL
ALESIO GARDEN &	\$ 139,000,000	\$ 116,608,000	REAL
ANGEL HOSPITALITY VIII LLC	\$ 5,000,000	\$ 4,900,000	REAL
ANGEL HOSPITALITY VIII LLC	\$ 1,354,500	\$ 1,173,900	REAL
AREA/EY WFT LLC	\$ 10,000,000	\$ 8,800,000	REAL
ARMSTRONG GUADALUPE LP	\$ 1,628,830	\$ 1,628,830	REAL
ASBURY AUTOMOTIVE GROUP	\$ 5,900,000	\$ 4,700,000	REAL
ASBURY AUTOMOTIVE GROUP	\$ 51,860	\$ 51,860	REAL
ASBURY AUTOMOTIVE GROUP	\$ 2,600,000	\$ 2,000,000	REAL
ASBURY AUTOMOTIVE GROUP	\$ 4,200,000	\$ 3,200,000	REAL
ASBURY AUTOMOTIVE GROUP	\$ 3,200,000	\$ 2,300,000	REAL
ASHER PARK IRVING LP	\$ 27,000,000	\$ 22,900,000	REAL
BELL STACY GREETHUM TRUST THE	\$ 938,150	\$ 900,000	REAL
BELTLINE & GRANDE LTD	\$ 11,500,000	\$ 10,600,000	REAL
BELTLINE/AIRPORT FREEWAY JOINT VENTUF	\$ 3,217,350	\$ 2,800,000	REAL
BELTLINE/AIRPORT FREEWAY JOINT VENTUF	\$ 720,610	\$ 700,000	REAL
BELTLINE/AIRPORT FREEWAY JOINT VENTUF	\$ 7,836,860	\$ 6,500,000	REAL
BELTLINE VILLAGE PARTNERS	\$ 7,211,000	\$ 6,950,000	REAL
BETTER INC	\$ 2,750,000	\$ 2,365,000	REAL
BHP INVESTMENTS CO	\$ 3,800,000	\$ 3,400,000	REAL
BLVD AL LP THE	\$ 1,622,460	\$ 1,547,000	REAL
BRE KNIGHT SH TX OWNER LLC	\$ 4,105,500	\$ 3,689,000	REAL
BRE KNIGHT SH TX OWNER LLC	\$ 1,459,500	\$ 1,311,000	REAL
BREIT INDUSTRIAL CANYON TX	\$ 115,390	\$ 115,390	REAL
BREIT INDUSTRIAL CANYON TX	\$ 11,134,220	\$ 8,000,000	REAL
BROWN COLINAS POINTE LLC	\$ 18,500,000	\$ 16,900,000	REAL
BW ZANDER PARK LLC	\$ 18,600,000	\$ 15,600,000	REAL
CAD ASSETS LLC	\$ 2,500,000	\$ 2,200,000	REAL
CANAL CENTRE INVESTORS LLC	\$ 35,000,000	\$ 33,000,000	REAL
CARE INN	\$ 15,800,000	\$ 13,000,000	REAL
CARMAX AUTO SUPERSTORES	\$ 11,250,000	\$ 8,474,630	REAL
CARMAX AUTO SUPERSTORES	\$ 1,025,370	\$ 1,025,370	REAL
CAROLYN PROPERTY OWNER LP	\$ 67,181,400	\$ 57,500,000	REAL
CEDAR CREST OF IRVING LLC	\$ 2,500,000	\$ 2,250,000	REAL
CENTERPOINT PROPERTIES TRUST	\$ 66,270,000	\$ 22,200,000	REAL
CFT NV DEVELOPMENTS LLC	\$ 1,080,000	\$ 900,000	REAL
CHALET APARTMENTS LLC	\$ 24,500,000	\$ 22,500,000	REAL
CHATHEAU AT WILDBRIAR LP	\$ 14,700,000	\$ 11,200,000	REAL

OWNERS NAME	DCAD VALUE	SETTLED VALUE	TYPE OF PROPERTY
CHEP USA	\$ 647,510	\$ 647,510	PERSONAL
CHICK FIL A INC	\$ 906,300	\$ 860,000	REAL
CHIPOTLE MEXICAN GRILL INC	\$ 673,660	\$ 650,000	REAL
CL II LLC	\$ 4,800,000	\$ 3,875,000	REAL
COLE CV RICHARDSON TX LLC	\$ 1,847,480	\$ 1,829,360	REAL
COLINAS RANCH APARTMENTS LLC	\$ 17,750,000	\$ 12,685,000	REAL
COLONY MULTIFAMILY 3321 LLC THE	\$ 4,418,000	\$ 3,833,510	REAL
COLONY MULTIFAMILY 3321 LLC THE	\$ 1,530,050	\$ 1,305,020	REAL
COLONY MULTIFAMILY 3321 LLC THE	\$ 4,531,840	\$ 3,915,070	REAL
COLONY MULTIFAMILY 3321 LLC THE	\$ 6,420,110	\$ 5,546,400	REAL
COLUMBIA PROPERTIES	\$ 29,500,000	\$ 24,500,000	REAL
CP 511 BUILDING LLC	\$ 21,493,600	\$ 17,500,000	REAL
CP II CRESTVIEW LP	\$ 37,850,000	\$ 30,250,000	REAL
CREEKWOOD APTS LLC	\$ 23,000,000	\$ 20,750,000	REAL
CRESTVIEW STONEHILL LLC	\$ 24,700,000	\$ 21,000,000	REAL
CROSS COURT TEXAS LLC	\$ 1,285,090	\$ 1,200,000	REAL
CROSSINGSATIRVING RUBY	\$ 16,550,000	\$ 15,000,000	REAL
CVS	\$ 2,319,170	\$ 2,007,900	REAL
CVS AS LESSEE	\$ 2,002,440	\$ 1,959,460	REAL
CVS AS LESSEE	\$ 1,794,690	\$ 1,754,850	REAL
DALLAS FT WORTH PARTNERS LLC	\$ 1,949,000	\$ 1,798,020	REAL
DALLAS FT WORTH PARTNERS LLC	\$ 1,670,570	\$ 1,541,160	REAL
DALLAS FT WORTH PARTNERS LLC	\$ 3,480,430	\$ 3,210,820	REAL
DALLAS METRO APARTMENTS LLC	\$ 4,828,000	\$ 4,250,000	REAL
DELUJO EL MOROCCO LLC	\$ 11,500,000	\$ 10,500,000	REAL
DEVA CORPORATION	\$ 4,500,000	\$ 4,125,000	REAL
DFW JOSEPH INVESTMENTS LLC	\$ 14,059,720	\$ 12,500,000	REAL
DFW TOWER VILLIAGE LP	\$ 11,193,730	\$ 10,571,860	REAL
DFW TOWER VILLIAGE LP	\$ 15,806,280	\$ 14,928,150	REAL
DILLARDS PROPERTIES INC	\$ 5,000,000	\$ 4,750,000	REAL
DILLARDS TEXAS CENTRAL LLC	\$ 2,549,040	\$ 2,134,800	PERSONAL
DK CREST OWNER LLC	\$ 62,000,000	\$ 60,000,000	REAL
DOGWOOD PROPCO TX II LP	\$ 10,700,000	\$ 8,000,000	REAL
DP WPC TX LLC AND DP WPC TX	\$ 11,158,950	\$ 10,856,860	REAL
DP WPC TX LLC AND DP WPC TX	\$ 1,969,340	\$ 1,969,340	REAL
DP WPC TX LLC AND DP WPC TX	\$ 173,800	\$ 173,800	REAL
DRIVR RE IRVING LLC	\$ 6,100,000	\$ 5,800,000	REAL
DRIVER RE IRVING LLC	\$ 435,600	\$ 400,000	REAL
EAGLE CREST BORROWER LLC	\$ 29,540,180	\$ 26,696,430	REAL
EAGLE CREST BORROWER LLC	\$ 21,359,820	\$ 19,303,570	REAL
EL PRIMERO EXPRESS LP	\$ 3,675,000	\$ 3,400,000	REAL
EMERALD POINT APARTMENT	\$ 5,770	\$ 5,770	REAL
EMERALD POINT APARTMENT	\$ 6,894,230	\$ 6,194,230	REAL
ESD DFW SOUTH 2011 LP	\$ 19,000,000	\$ 17,000,000	REAL
ESTRADA LUXURY APARTMENTS LLC	\$ 27,000,000	\$ 23,500,000	REAL
ESTRADA REVO LLC &	\$ 24,950,000	\$ 22,350,000	REAL
EX DALLAS LP	\$ 56,500,000	\$ 53,463,000	REAL
EX DALLAS LP	\$ 370,740	\$ 370,740	REAL
EX DALLAS LP	\$ 8,629,270	\$ 8,166,260	REAL
GEP SILVERTON LLC	\$ 27,840,000	\$ 25,500,000	REAL
GL MARBLETREE LLC	\$ 31,200,000	\$ 27,331,200	REAL
GL MARBLETREE LLC	\$ 10,400,000	\$ 9,110,400	REAL

OWNERS NAME	DCAD VALUE	SETTLED VALUE	TYPE OF PROPERTY
JORDAN KATZ AVALON LLC	\$ 28,800,000	\$ 26,500,000	REAL
KARAN ASSOCIATES TWO	\$ 1,520,000	\$ 1,337,390	REAL
KARAN ASSOCIATES TWO	\$ 1,435,000	\$ 1,262,610	REAL
KEVLIN JAMES M &	\$ 537,000	\$ 537,000	REAL
KHOSROW SADEGHIAN	\$ 112,170	\$ 85,000	REAL
KHOSROW SADEGHIAN	\$ 183,740	\$ 150,000	REAL
KHOSROW SADEGHIAN	\$ 1,370	\$ 1,370	REAL
KHOSROW SADEGHIAN	\$ 7,000	\$ 7,000	REAL
KHOSROW SADEGHIAN	\$ 23,700	\$ 20,000	REAL
KHOSROW SADEGHIAN	\$ 23,940	\$ 23,940	REAL
KHOSROW SADEGHIAN	\$ 1,020	\$ 1,020	REAL
KHOSROW SADEGHIAN	\$ 4,680	\$ 4,680	REAL
KHOSROW SADEGHIAN	\$ 105,740	\$ 100,000	REAL
KHOSROW SADEGHIAN	\$ 6,380	\$ 6,380	REAL
KHOSROW SADEGHIAN	\$ 6,380	\$ 6,380	REAL
KORE 125 JOHN CARPENTER LLC	\$ 71,500,000	\$ 68,750,000	REAL
KROGER TEXAS LP	\$ 11,680,630	\$ 10,971,000	REAL
KROGER TEXAS LP	\$ 927,080	\$ 927,080	REAL
KROGER TEXAS LP	\$ 3,978,130	\$ 3,978,130	REAL
KROGER TEXAS LP	\$ 1,502,570	\$ 1,502,570	REAL
KROGER TEXAS LP	\$ 1,738,070	\$ 1,738,070	REAL
LADERA RANCH LLC	\$ 26,250,000	\$ 24,500,000	REAL
LAKE WORTH HOTEL CORP	\$ 3,750,000	\$ 3,570,000	REAL
LAKERIDGE REALTY LP	\$ 310,140	\$ 310,140	REAL
LAKERIDGE REALTY LP	\$ 9,265,000	\$ 8,800,000	REAL
LAKERIDGE REALTY LP	\$ 8,089,860	\$ 7,600,000	REAL
LAS COLINAS I HOLDCO LP	\$ 92,000,000	\$ 88,250,000	REAL
LAS COLINAS II HOLDCO LP	\$ 51,600,000	\$ 49,100,000	REAL
LAS COLINAS INDUSTRIAL LLC	\$ 2,630,800	\$ 2,216,750	REAL
LBH LAS COLINAS PLAZA LLC	\$ 25,000,000	\$ 23,000,000	REAL
LEGACY REI GROUP SA LLC	\$ 11,762,190	\$ 10,292,000	REAL
LEGACY REI GROUP SA LLC	\$ 4,237,810	\$ 3,708,000	REAL
LEGACY REI GROUP TF LLC	\$ 6,900,000	\$ 5,774,650	REAL
LEGACY REI GROUP TF LLC	\$ 2,898,000	\$ 2,425,350	REAL
LION TRINITY LLC	\$ 55,550,000	\$ 51,000,000	REAL
LOONEY FAMILY 2014 TRUST THE	\$ 1,073,070	\$ 700,000	REAL
LOONEY FAMILY 2014 TRUST THE	\$ 2,217,330	\$ 1,600,000	REAL
LOOP HOTEL INC	\$ 850,000	\$ 675,000	REAL
LOWEN RAIFORD LP	\$ 8,800,000	\$ 8,300,000	REAL
LOWEN RAIFORD LP	\$ 197,830	\$ 197,830	REAL
LOWES HOME CENTERS INC	\$ 7,075,000	\$ 6,800,000	REAL
LPD REALTY LLC	\$ 16,150,000	\$ 14,450,000	REAL
LRF2 TOWNE NORTH	\$ 9,525,000	\$ 8,613,000	REAL
LRF2 TOWNE NORTH	\$ 4,575,000	\$ 4,137,000	REAL
M INDUSTRIAL PROPERTY	\$ 28,559,550	\$ 20,750,000	REAL
MAA ALLOY LLC	\$ 55,000,000	\$ 49,000,000	REAL
MAA TANC LLC	\$ 42,900,000	\$ 39,800,000	REAL
MACARTHUR PLACE	\$ 21,000,000	\$ 18,876,920	REAL
MACARTHUR PLACE	\$ 24,500,000	\$ 22,023,080	REAL
MACY'S RETAIL HOLDINGS INC	\$ 2,467,320	\$ 2,399,100	PERSONAL
MACY'S RETAIL HOLDINGS INC	\$ 4,580,000	\$ 4,250,000	REAL
MALL GROUND PORTFOLIO LLC	\$ 39,950,000	\$ 28,005,140	REAL

OWNERS NAME	DCAD VALUE	SETTLED VALUE	TYPE OF PROPERTY
MALL GROUND PORTFOLIO LLC	\$ 1,650,000	\$ 1,600,000	REAL
MALL GROUND PORTFOLIO LLC	\$ 4,850,000	\$ 3,900,000	REAL
MALL GROUND PORTFOLIO LLC	\$ 193,440	\$ 193,440	REAL
MALL GROUND PORTFOLIO LLC	\$ 1,301,420	\$ 1,301,420	REAL
MARABELLA APARTMENTS II	\$ 29,551,810	\$ 27,968,680	REAL
MARABELLA APARTMENTS II	\$ 26,448,190	\$ 25,031,320	REAL
MEADOW CREEK RANCH MHC LLC	\$ 3,115,880	\$ 2,578,950	REAL
MEADOW CREEK RANCH MHC LLC	\$ 6,227,770	\$ 4,421,050	REAL
MESTEK LTD	\$ 3,130,040	\$ 2,781,230	REAL
MESTEK LTD	\$ 2,233,460	\$ 1,984,560	REAL
MESTEK LTD	\$ 1,389,000	\$ 1,234,210	REAL
MFO PPTIES LTD	\$ 1,602,700	\$ 1,500,000	REAL
MM COURTYARDS LLC	\$ 19,050,000	\$ 16,500,000	REAL
MONTEGO BAY LLC	\$ 4,650,000	\$ 3,800,000	REAL
MPG TEXAS 1 LLC	\$ 12,376,000	\$ 10,650,000	REAL
NEPTUNE VENTURES LLC	\$ 279,880	\$ 265,890	REAL
NEPTUNE VENTURES LLC	\$ 252,340	\$ 239,720	REAL
NEPTUNE VENTURES LLC	\$ 300,000	\$ 285,000	REAL
NEPTUNE VENTURES LLC	\$ 215,000	\$ 204,250	REAL
NEPTUNE VENTURES LLC	\$ 211,000	\$ 200,450	REAL
NEPTUNE VENTURES LLC	\$ 215,000	\$ 204,250	REAL
NEPTUNE VENTURES LLC	\$ 233,920	\$ 222,220	REAL
NEPTUNE VENTURES LLC	\$ 272,670	\$ 259,040	REAL
NEPTUNE VENTURES LLC	\$ 225,000	\$ 213,750	REAL
NEPTUNE VENTURES LLC	\$ 216,190	\$ 205,380	REAL
NEPTUNE VENTURES LLC	\$ 257,270	\$ 244,410	REAL
NEPTUNE VENTURES LLC	\$ 240,000	\$ 228,000	REAL
NEPTUNE VENTURES LLC	\$ 240,000	\$ 228,000	REAL
NEWPORT APARTMENTS PROPERTY OWNER	\$ 27,950,000	\$ 21,500,000	REAL
NL ASSETS LANDEN DE LLC	\$ 13,200,000	\$ 13,200,000	REAL
NL ASSETS LANDEN DE LLC	\$ 13,200,000	\$ 12,000,000	REAL
NORTHGATE CAPRI LLC &	\$ 19,500,000	\$ 17,000,000	REAL
NORTHGATE CONSOLIDATED GROUP LLC	\$ 4,808,430	\$ 4,600,000	REAL
NORTHWEST PARK ASSOC	\$ 6,438,260	\$ 5,781,250	REAL
NORTHWEST PARK ASSOC	\$ 10,043,680	\$ 9,018,750	REAL
OAKWAY MANOR LLC	\$ 3,640,000	\$ 3,300,000	REAL
OAKWAY MANOR LLC	\$ 6,141,000	\$ 5,300,000	REAL
OCONNOR MINI WAREHOUSES	\$ 1,520,000	\$ 1,200,000	REAL
OMNINET FOXBOROUGH LP	\$ 10,920,000	\$ 10,111,110	REAL
OMNINET FOXBOROUGH LP	\$ 26,880,000	\$ 24,888,890	REAL
P LURA LLC	\$ 940,000	\$ 850,000	REAL
PAR CAPITAL 122 WEST LLC	\$ 26,700,000	\$ 25,600,000	REAL
PARMA LAS COLINAS TOWERS LLC	\$ 4,752,000	\$ 4,752,000	REAL
PARMA LAS COLINAS TOWERS LLC	\$ 65,748,000	\$ 61,948,000	REAL
PARMA MANDALAY TOWER LLC	\$ 40,500,000	\$ 37,500,000	REAL
PARRISH MICHAEL R & ANGELA R	\$ 1,615,730	\$ 1,420,000	REAL
PBH VALLEY CREEK LLC	\$ 45,250,000	\$ 43,000,000	REAL
PBH VALLEY RIDGE LLC	\$ 48,000,000	\$ 47,000,000	REAL
PCPI UT OWNER	\$ 12,252,330	\$ 12,252,330	REAL
PCPI UT OWNER	\$ 137,747,670	\$ 125,747,670	REAL
PERFECT & COMFORT LIVING LLC	\$ 4,000,000	\$ 3,200,000	REAL
PERFECT AND MODERN TEAM LLC	\$ 2,925,000	\$ 2,750,000	REAL

OWNERS NAME	DCAD VALUE	SETTLED VALUE	TYPE OF PROPERTY
PETCO ANIMAL SUPPLIES INC	\$ 323,800	\$ 281,710	REAL
PL LASCO OWNER LLC	\$ 77,000,000	\$ 73,500,000	REAL
POINT AT LAS COLINAS PROPERTIES LLC	\$ 73,455,000	\$ 62,450,000	REAL
POLO SANTIAGO	\$ 6,300,000	\$ 5,500,000	REAL
POST MONTORO LLC	\$ 31,000,000	\$ 28,500,000	REAL
PPF AMLI 1050 LAKE CAROLYN PARKWAY	\$ 62,250,000	\$ 54,733,000	REAL
PPF AMLI 777 LAKE CAROLYN PARKWAY	\$ 83,900,000	\$ 77,156,000	REAL
PRIME US TOWER AT LAKE CAROLYN LLC	\$ 66,125,000	\$ 61,000,000	REAL
PROMENADE TX PARTNERS LLC	\$ 63,000,000	\$ 60,000,000	REAL
PROPERTY RESERVE INC	\$ 64,722,820	\$ 62,300,000	REAL
PROVIDENT GROUP IRVING PROPERTIES LLC	\$ 34,750,000	\$ 31,000,000	REAL
PS LPT PROPERTIES INVESTORS	\$ 3,117,360	\$ 2,900,000	REAL
PS TEXAS HOLDINGS II LTD	\$ 5,482,000	\$ 5,230,570	REAL
PS TEXAS HOLDINGS II LTD	\$ 5,774,350	\$ 5,505,620	REAL
RAIBLE PLACE APARTMENTS LLC	\$ 14,500,000	\$ 11,700,000	REAL
RAMSEY LUTHER H	\$ 1,526,560	\$ 1,425,000	REAL
RAMSEY LUTHER HAROLD	\$ 797,930	\$ 750,000	REAL
RANDALLS FOOD & DRUG LP	\$ 5,750,000	\$ 4,901,710	REAL
RAYO LLC	\$ 5,475,000	\$ 5,000,000	REAL
RAYO LLC	\$ 5,475,000	\$ 5,000,000	REAL
REGAL BUSINESS CENTER LLC	\$ 13,513,300	\$ 13,513,300	REAL
REGAL BUSINESS CENTER LLC	\$ 7,568,590	\$ 7,000,000	REAL
RESIDENCE AT SURROUND	\$ 33,000,000	\$ 33,000,000	REAL
RESIDENCES NORTHGATE LLC	\$ 40,700,000	\$ 28,500,000	REAL
RICKY HOSPITALITY LLC	\$ 1,650,000	\$ 1,550,000	REAL
ROADWAY EXPRESS	\$ 7,224,530	\$ 5,385,000	REAL
ROCHELLE PLACE LP	\$ 9,500,000	\$ 8,550,000	REAL
ROCHELLE PLAZA RES LLC	\$ 13,865,000	\$ 10,800,000	REAL
ROSEMONT SUMMIT OPERATING LLC	\$ 60,875,000	\$ 54,000,000	REAL
RYDER TRUCK RENTAL INC	\$ 2,440,720	\$ 2,440,720	REAL
RUSTIC RIDGE IRVING LP	\$ 19,800,000	\$ 16,000,000	REAL
SANDLIAN COLBY B &	\$ 3,000,000	\$ 2,760,000	REAL
SAVOY DALLAS HOTELS LLC	\$ 6,500,000	\$ 5,800,000	REAL
SEDONA PARK APARTMENTS LLC	\$ 29,500,000	\$ 24,900,000	REAL
SFS PROPERTIES LLC	\$ 4,102,000	\$ 3,875,000	REAL
SGJGM FAMILY LP	\$ 130,000	\$ 128,960	REAL
SHIRLEY ENTERPRISES LLC	\$ 1,870,740	\$ 1,683,650	REAL
SL1000 RRH SPE LLC &	\$ 16,560,000	\$ 14,500,000	REAL
SPANISH CHASE LLC	\$ 7,286,930	\$ 6,250,000	REAL
SPANISH HAVEN REDEVELOPMENT	\$ 10,500,000	\$ 8,900,000	REAL
SPRINT UNITED MGMT CO	\$ 13,800,000	\$ 12,250,000	REAL
STARCREST TEXAS PPTIES	\$ 6,100,000	\$ 5,450,000	REAL
STATE BANK OF TEXAS	\$ 1,275,000	\$ 1,165,230	REAL
SUN LIFE INSURANCE CO OF CANADA	\$ 36,620,270	\$ 33,500,000	REAL
SUNSET SPRINGS LP	\$ 17,520,410	\$ 15,768,370	REAL
SYMONDS STEPHAN M	\$ 1,541,930	\$ 1,400,000	REAL
TARGET CORP	\$ 5,715,000	\$ 5,523,470	REAL
TAURUS HOLDINGS LLC	\$ 1,015,670	\$ 1,015,670	REAL
TEXAS FLORIDA CEDARS LP	\$ 10,500,000	\$ 9,575,980	REAL
TEXAS PARK MANOR LP	\$ 10,315,000	\$ 9,285,000	REAL
TEXAS SFI PARTNERSHIP 37 LTD	\$ 37,000,000	\$ 35,100,000	REAL
TMIF II BRIDGEPORT LP	\$ 29,254,330	\$ 26,700,000	REAL

OWNERS NAME	DCAD VALUE	SETTLED VALUE	TYPE OF PROPERTY
TNP IRVING SQUARE DST	\$ 1,925,900	\$ 1,925,900	REAL
TOYOTA OF IRVING LTD	\$ 530,740	\$ 422,000	REAL
TOYOTA OF IRVING LTD	\$ 13,294,900	\$ 10,255,000	REAL
TOYOTA OF IRVING LTD	\$ 630,000	\$ 623,000	REAL
TP APARTMENTS LLC	\$ 6,498,990	\$ 5,521,910	REAL
TP APARTMENTS LLC	\$ 2,475,810	\$ 2,103,590	REAL
TR ATRUIM LP	\$ 15,500,000	\$ 14,000,000	REAL
TR ATRUIM LP	\$ 7,900,000	\$ 7,700,000	REAL
TSCA 222 LIMITED PS	\$ 5,200,000	\$ 4,700,000	REAL
TUP CARPENTER COURT LP	\$ 12,750,000	\$ 9,600,000	REAL
TX 2800 VALLEY VIEW LN DEL LLC	\$ 21,701,510	\$ 19,250,000	REAL
UNITED RENTALS	\$ 5,515,920	\$ 4,500,000	REAL
VAT CROSSROADS LLC	\$ 19,000,000	\$ 17,000,000	REAL
VELAZQUEZ CELIA &	\$ 1,881,520	\$ 1,250,000	REAL
VILLAGE ON WEST IRVING LLC	\$ 10,090,000	\$ 8,500,000	REAL
WALGREENS CO	\$ 1,424,820	\$ 1,337,180	REAL
WALGREENS CO	\$ 3,878,000	\$ 2,284,130	REAL
WALGREENS CO	\$ 2,374,270	\$ 2,228,220	REAL
WALMART REAL ESTATE	\$ 10,967,000	\$ 10,967,000	REAL
WALNUT HILL TX PARTNERS LLC	\$ 62,250,000	\$ 53,865,000	REAL
WATER STREET OCONNOR LP	\$ 90,400,990	\$ 87,000,000	REAL
WATER STREET OCONNOR LP	\$ 2,247,370	\$ 2,247,370	REAL
WESTDALE BROOKSTONE TERRACE LP	\$ 16,098,640	\$ 16,098,640	REAL
WESTDALE BROOKSTONE TERRACE LP	\$ 21,250,000	\$ 18,880,000	REAL
WESTDALE LAKERIDGE	\$ 18,675,000	\$ 16,640,000	REAL
WESTDALE POLARIS PARTNERS	\$ 5,750,000	\$ 5,500,000	REAL
WESTDALE POLARIS PARTNERS	\$ 16,405,890	\$ 14,960,000	REAL
WESTDALE PPTIES AMERICA I	\$ 19,000,000	\$ 17,920,000	REAL
WESTDALE WOODMEADE LTD	\$ 28,000,000	\$ 25,800,000	REAL
WESTGATE MULTIFAMILY LLC	\$ 29,786,110	\$ 25,786,000	REAL
WESTGATE MULTIFAMILY LLC	\$ 12,938,340	\$ 11,201,000	REAL
WESTGATE MULTIFAMILY LLC	\$ 5,677,980	\$ 4,915,000	REAL
WESTGATE MULTIFAMILY LLC	\$ 5,212,570	\$ 4,512,000	REAL
WOODCHASE & CLARENDON	\$ 17,323,310	\$ 13,353,000	REAL
WOODCHASE & CLARENDON	\$ 6,676,690	\$ 5,147,000	REAL
WOODSHIRE MHC LLC	\$ 6,581,230	\$ 4,992,000	REAL
WOODSHIRE MHC LLC	\$ 6,473,550	\$ 4,992,000	REAL
WOODSHIRE MHC LLC	\$ 2,952,800	\$ 2,236,000	REAL
WOODWIND LAND LLC	\$ 7,000,000	\$ 5,502,000	REAL
WOODWIND LAND LLC	\$ 400,000	\$ 400,000	REAL
WWC LXXI LP	\$ 26,444,620	\$ 23,800,000	REAL
WWC XLII LP	\$ 29,875,000	\$ 27,750,000	REAL
WWC XLII LP	\$ 29,875,000	\$ 27,750,000	REAL
WWC XLV LP	\$ 80,000	\$ 80,000	REAL
WWC XLV LP	\$ 67,900,000	\$ 63,420,000	REAL
TOTAL	\$ 5,573,689,590	\$ 4,981,795,970	

2021 ACTIVE LAWSUITS

OWNERS NAME	DCAD VALUE	TYPE OF PROPERTY
FIRST FLEET MASTER TITLING TRUST	\$ 1,676,050	PERSONAL
PARMA LAS COLINAS TOWERS LLC	\$ 61,167,000	REAL
PARMA LAS COLINAS TOWERS LLC	\$ 4,048,000	REAL
SURTI LEUVA PATIDAR SAMAJ OF DFW	\$ 1,050,270	REAL
TOTAL	\$ 67,941,320	

2021 SETTLED LAWSUITS

OWNERS NAME	DCAD VALUE	SETTLED VALUE	TYPE OF PROPERTY
1000 EAST AIRPORT FREEWAY LLC	\$ 9,752,100	\$ 8,750,000	REAL
1111 TDS APARTMENTS LLC	\$ 18,750,000	\$ 16,500,000	REAL
14800 LANDMARK LLC	\$ 10,662,790	\$ 9,250,000	REAL
2325 STEMMONS HOTEL PTNRS LLC	\$ 7,500,000	\$ 7,500,000	REAL
250 290 B&C LLC	\$ 32,980,000	\$ 32,000,000	REAL
250 290 B&C LLC	\$ 16,478,860	\$ 16,100,000	REAL
250 290 B&C LLC	\$ 18,540,360	\$ 17,700,000	REAL
2929 PARK GROVE VNTRE LTD	\$ 14,336,450	\$ 13,518,600	REAL
2929 PARK GROVE VNTRE LTD	\$ 1,003,550	\$ 946,300	REAL
2ML REAL ESTATE INTEREST INC	\$ 1,390,000	\$ 1,300,000	REAL
4303 MARIPOSA DRIVE LLC	\$ 7,480,000	\$ 7,100,000	REAL
4409 MONTROSE LTD	\$ 17,600,000	\$ 17,600,000	REAL
89 H A S HOTEL CORP	\$ 950,000	\$ 800,000	REAL
ABF FREIGHT SYSTEM INC	\$ 8,302,500	\$ 6,000,000	REAL
ADDISON HOTELS LP	\$ 4,257,250	\$ 3,900,000	REAL
ADDISON STONE LLC	\$ 1,408,150	\$ 1,000,000	REAL
AGAS VENTURES	\$ 148,200	\$ 139,000	REAL
AGAS VENTURES	\$ 136,980	\$ 123,000	REAL
AGAS VENTURES	\$ 145,280	\$ 136,000	REAL
AGAS VENTURES	\$ 156,980	\$ 156,980	REAL
AGAS VENTURES	\$ 170,630	\$ 155,000	REAL
AGAS VENTURES	\$ 164,780	\$ 152,000	REAL
AGAS VENTURES	\$ 189,640	\$ 175,000	REAL
AGAS VENTURES	\$ 139,290	\$ 139,290	REAL
AGAS VENTURES	\$ 123,890	\$ 123,890	REAL
AGAS VENTURES	\$ 170,670	\$ 170,670	REAL
AGAS VENTURES	\$ 126,750	\$ 126,600	REAL
AGAS VENTURES	\$ 200,780	\$ 160,000	REAL
AGAS VENTURES	\$ 175,500	\$ 175,500	REAL
AGAS VENTURES	\$ 152,100	\$ 144,500	REAL
AGAS VENTURES	\$ 136,500	\$ 129,680	REAL
AGAS VENTURES	\$ 120,900	\$ 121,370	REAL
AGAS VENTURES	\$ 100,000	\$ 100,000	REAL
AGAVE APARTMENTS LLC	\$ 8,000,000	\$ 7,500,000	REAL
AGRE WILLIAMS SQUARE HOLDINGS LLC	\$ 102,417,090	\$ 92,633,000	REAL
AGRE WILLIAMS SQUARE HOLDINGS LLC	\$ 58,659,010	\$ 53,055,000	REAL
AGRE WILLIAMS SQUARE HOLDINGS LLC	\$ 8,620,610	\$ 7,804,000	REAL
AGRE WILLIAMS SQUARE HOLDINGS LLC	\$ 58,303,290	\$ 52,733,000	REAL
AIGGRE TX HOTEL LAS COLINAS OWNER LLC	\$ 6,700,000	\$ 6,000,000	REAL
ALC APARTMENTS LLC	\$ 48,750,000	\$ 48,500,000	REAL
ALESIO GARDEN &	\$ 104,420,000	\$ 96,000,000	REAL
ANGEL HOSPITALITY VIII LLC	\$ 4,440,000	\$ 4,246,000	REAL
ANGEL HOSPITALITY VIII LLC	\$ 1,083,600	\$ 1,083,600	REAL
AREA/EY WFT LLC	\$ 8,600,000	\$ 8,000,000	REAL
ASBURY AUTOMOTIVE TEXAS LLC	\$ 51,860	\$ 51,860	REAL
ASBURY AUTOMOTIVE TEXAS LLC	\$ 2,025,000	\$ 1,800,000	REAL
ASBURY AUTOMOTIVE TEXAS LLC	\$ 3,324,000	\$ 3,000,000	REAL

ASBURY AUTOMOTIVE TEXAS LLC	\$	4,900,000	\$	4,500,000	REAL
ASBURY AUTOMOTIVE TEXAS LLC	\$	2,500,000	\$	2,100,000	REAL
ASHER PARK IRVING LP	\$	21,750,000	\$	18,486,000	REAL
BELL STACY GREETHUM TRUST THE	\$	870,000	\$	749,230	REAL
BELTLINE/AIRPORT FREEWAY JOINT VENTURE	\$	2,940,000	\$	2,785,500	REAL
BELTLINE/AIRPORT FREEWAY JOINT VENTURE	\$	695,000	\$	660,000	REAL
BELTLINE/AIRPORT FREEWAY JOINT VENTURE	\$	7,615,000	\$	6,354,500	REAL
BELTLINE & GRANDE LTD	\$	11,000,000	\$	10,500,000	REAL
BETTER INC	\$	2,300,000	\$	2,150,000	REAL
BHP INVESTMENTS CO	\$	2,300,000	\$	2,000,000	REAL
BLVD AL LP THE	\$	1,437,890	\$	1,397,460	REAL
BRE KNIGHT SH TX OWNER LLC	\$	3,910,000	\$	3,541,750	REAL
BRE KNIGHT SH TX OWNER LLC	\$	1,390,000	\$	1,258,250	REAL
BREIT INDUSTRIAL CANYON TX	\$	115,390	\$	115,390	REAL
BREIT INDUSTRIAL CANYON TX	\$	10,018,430	\$	7,000,000	REAL
BUDHWANI & VIRANI INC	\$	2,025,000	\$	1,900,000	REAL
CARE INN	\$	15,300,000	\$	13,775,000	REAL
CAROLYN PROPERTY OWNER LP	\$	57,720,000	\$	54,300,000	REAL
CASTLE CROWN PROPERTIES	\$	4,750,000	\$	4,200,000	REAL
CEDAR CREST OF IRVING LLC	\$	1,600,000	\$	1,600,000	REAL
CENTRALAND GROUP LTD	\$	4,186,480	\$	4,186,480	REAL
CFT NV DEVELOPMENTS LLC	\$	815,000	\$	730,000	REAL
CHALET APARTMENTS LLC	\$	21,434,000	\$	20,000,000	REAL
CHATHEAU AT WILDBRIAR LP	\$	14,000,000	\$	11,000,000	REAL
CLAY COOLEY REAL ESTATE	\$	4,336,180	\$	4,000,000	REAL
CLAY COOLEY REAL ESTATE	\$	8,280,400	\$	7,200,000	REAL
CLAY COOLEY REAL ESTATE	\$	8,593,750	\$	7,750,000	REAL
CNC SPC LP	\$	11,417,240	\$	11,417,240	REAL
CNC SPC LP	\$	5,782,760	\$	5,782,760	REAL
COLINAS RANCH APARTMENTS	\$	13,598,880	\$	10,500,000	REAL
COLUMBIA PROPERTIES	\$	25,000,000	\$	20,950,000	REAL
COP ENTERPRISES	\$	200,830	\$	114,460	REAL
COP ENTERPRISES	\$	99,280	\$	66,110	REAL
COP ENTERPRISES	\$	99,280	\$	66,110	REAL
COP ENTERPRISES	\$	89,380	\$	66,110	REAL
COP ENTERPRISES	\$	99,280	\$	66,110	REAL
COTTONWOOD LANE PROPERTIES LLC	\$	7,665,000	\$	7,200,000	REAL
CP II CRESTVIEW LP	\$	35,200,000	\$	32,700,000	REAL
CRAWFORD ELECTRIC SUPPLY LTD	\$	510,870	\$	459,780	PERSONAL
CRESTVIEW STONEHILL LLC	\$	19,000,000	\$	18,000,000	REAL
CROSS COURT TEXAS LLC	\$	1,122,000	\$	1,000,000	REAL
CROSSINGSATIRVING RUBY	\$	13,450,000	\$	12,750,000	REAL
CROWN ENTERPRISES INC	\$	5,946,820	\$	4,500,000	REAL
CVS	\$	1,785,000	\$	1,767,500	REAL
CVS	\$	1,734,000	\$	1,715,000	REAL
CVS AS LESSEE	\$	2,240,740	\$	1,940,000	REAL
CVS AS LESSEE	\$	1,973,410	\$	1,893,200	REAL
D L PETERSON TRUST I	\$	4,517,150	\$	4,200,950	PERSONAL
DALLAS METRO APARTMENTS LLC	\$	3,800,000	\$	3,450,000	REAL
DELUJO EL MOROCCO LLC	\$	9,345,000	\$	8,625,000	REAL
DENNIS D TOPLETZ	\$	152,950	\$	152,950	REAL
DENNIS D TOPLETZ	\$	130,330	\$	130,330	REAL
DENNIS D TOPLETZ	\$	638,060	\$	638,060	REAL

DENNIS D TOPLETZ	\$	616,930	\$	616,930	REAL
DENNIS D TOPLETZ	\$	442,410	\$	442,410	REAL
DENNIS D TOPLETZ	\$	205,000	\$	205,000	REAL
DENNIS D TOPLETZ	\$	205,290	\$	205,290	REAL
DENNIS D TOPLETZ	\$	183,380	\$	183,380	REAL
DENNIS D TOPLETZ	\$	197,640	\$	197,640	REAL
DENNIS D TOPLETZ	\$	166,400	\$	166,400	REAL
DENNIS D TOPLETZ	\$	177,240	\$	177,240	REAL
DENNIS D TOPLETZ	\$	223,150	\$	223,150	REAL
DENNIS D TOPLETZ	\$	177,060	\$	177,060	REAL
DENNIS D TOPLETZ	\$	398,370	\$	398,370	REAL
DENNIS D TOPLETZ	\$	145,000	\$	145,000	REAL
DENNIS D TOPLETZ	\$	176,120	\$	176,120	REAL
DENNIS D TOPLETZ	\$	238,730	\$	238,730	REAL
DENNIS D TOPLETZ	\$	170,010	\$	170,010	REAL
DENNIS D TOPLETZ	\$	185,310	\$	185,310	REAL
DENNIS D TOPLETZ	\$	182,010	\$	182,010	REAL
DENNIS D TOPLETZ	\$	190,650	\$	190,650	REAL
DENNIS D TOPLETZ	\$	171,000	\$	171,000	REAL
DENNIS D TOPLETZ	\$	181,630	\$	181,630	REAL
DENNIS D TOPLETZ	\$	195,380	\$	195,380	REAL
DENNIS D TOPLETZ	\$	166,050	\$	166,050	REAL
DENNIS D TOPLETZ	\$	161,140	\$	161,140	REAL
DENNIS D TOPLETZ	\$	153,050	\$	153,050	REAL
DENNIS D TOPLETZ	\$	181,630	\$	181,630	REAL
DENNIS D TOPLETZ	\$	173,820	\$	173,820	REAL
DENNIS D TOPLETZ	\$	177,970	\$	177,970	REAL
DENNIS D TOPLETZ	\$	174,430	\$	174,430	REAL
DENNIS D TOPLETZ	\$	200,580	\$	200,580	REAL
DENNIS D TOPLETZ	\$	196,560	\$	196,560	REAL
DENNIS D TOPLETZ	\$	203,630	\$	203,630	REAL
DENNIS D TOPLETZ	\$	1,087,140	\$	1,087,140	REAL
DENNIS D TOPLETZ	\$	457,970	\$	457,970	REAL
DEVA CORPORATION	\$	4,050,000	\$	3,766,000	REAL
DFW JOSEPH INVESTMENTS LLC	\$	11,160,000	\$	10,000,000	REAL
DFW RESORTS LLC	\$	6,100,000	\$	5,100,000	REAL
DK CREST OWNER LLC	\$	57,510,000	\$	56,000,000	REAL
DRIVER RE IRVING LLC	\$	5,785,570	\$	5,400,000	REAL
DSJR LLC	\$	5,318,000	\$	4,638,000	REAL
EAGLE CREST BORROWER LLC	\$	25,878,450	\$	23,765,630	REAL
EAGLE CREST BORROWER LLC	\$	18,712,110	\$	17,184,370	REAL
EBEX IRVING APARTMENTS LLC	\$	12,250,000	\$	11,875,000	REAL
EL PRIMERO EXPRESS LP	\$	3,375,000	\$	3,200,000	REAL
ELEMENT FLEET CORPORATION	\$	369,610		332,650	PERSONAL
ESTRADA REVO LLC &	\$	20,100,000	\$	18,800,000	REAL
EX DALLAS LP	\$	45,500,000	\$	43,329,260	REAL
EX DALLAS LP	\$	7,629,260	\$	7,300,000	REAL
EX DALLAS LP	\$	370,740	\$	370,740	REAL
FPG THE POINT LP	\$	50,800,000	\$	50,000,000	REAL
FREO TEXAS LLC	\$	237,080	\$	237,080	REAL
FREO TEXAS LLC	\$	201,510	\$	184,900	REAL
FREO TEXAS LLC	\$	174,750	\$	174,750	REAL
FREO TEXAS LLC	\$	147,590	\$	147,590	REAL

FREO TEXAS LLC	\$	205,860	\$	205,860	REAL
GARDEN INVESTORS PROPERTIES	\$	5,273,440	\$	4,726,550	REAL
GARDEN INVESTORS PROPERTIES	\$	8,226,560	\$	7,373,450	REAL
GELCO FLEET TRUST	\$	4,090,320	\$	3,804,000	PERSONAL
GEP SILVERTON LLC	\$	22,000,000	\$	20,700,000	REAL
GEP VANDERBILT LLC	\$	12,856,000	\$	11,600,000	REAL
GROUP 1 REALTY INC	\$	765,640	\$	689,080	REAL
GROUP 1 REALTY INC	\$	309,360	\$	278,420	REAL
GROUP 1 REALTY INC	\$	167,210	\$	150,490	REAL
GROUP 1 REALTY INC	\$	600,000	\$	540,000	REAL
GROUP 1 REALTY INC	\$	3,000,000	\$	2,800,000	REAL
HAMPTON/AIRPORT FREEWAY JOINT	\$	1,850,000	\$	1,500,000	REAL
HCD DALLAS CORPORATION	\$	800,000	\$	800,000	REAL
HCD DALLAS CORPORATION	\$	30,150,000	\$	25,700,000	REAL
HCD DALLAS CORPORATION	\$	800,000	\$	800,000	REAL
HCD DALLAS CORPORATION	\$	30,150,000	\$	30,150,000	REAL
HD DEVELOPMENT PROPERTIES	\$	5,248,640	\$	5,098,670	REAL
HERTZ CORP	\$	13,113,420	\$	3,495,160	PERSONAL
HKRK MGNT INC	\$	2,275,000	\$	2,000,000	REAL
IMT CAPITAL III LAKESHORE LOFTS LP	\$	53,500,000	\$	52,200,000	REAL
IMV GROUP LLC	\$	155,560	\$	132,430	REAL
IMV GROUP LLC	\$	901,740	\$	767,690	REAL
IMV GROUP LLC	\$	167,260	\$	142,390	REAL
IMV GROUP LLC	\$	1,429,530	\$	1,217,010	REAL
IMV GROUP LLC	\$	189,600	\$	161,410	REAL
IMV GROUP LLC	\$	179,650	\$	152,940	REAL
IMV GROUP LLC	\$	175,650	\$	149,540	REAL
IMV GROUP LLC	\$	138,050	\$	117,530	REAL
IMV GROUP LLC	\$	130,490	\$	111,090	REAL
IMV GROUP LLC	\$	1,111,510	\$	946,270	REAL
IMV GROUP LLC	\$	351,290	\$	299,070	REAL
IMV GROUP LLC	\$	322,350	\$	274,430	REAL
IMV GROUP LLC	\$	91,860	\$	78,200	REAL
INTERGERMAN SUMMER GATE LP	\$	13,650,000	\$	12,700,000	REAL
INTREPID HOLDINGS	\$	3,586,730	\$	3,200,000	REAL
IRIS ASSOCIATES LP	\$	8,156,250	\$	7,593,750	REAL
IRIS ASSOCIATES LP	\$	20,843,750	\$	19,406,250	REAL
IRVING 4600 WEST PIONEER	\$	34,272,000	\$	29,725,000	REAL
IRVING BRITAIN WAY APARTMENTS LP	\$	2,324,000	\$	2,203,000	REAL
IRVING BRITAIN WAY APARTMENTS LP	\$	4,480,000	\$	4,247,000	REAL
IRVING BUS PROPERTIES LLC	\$	2,300,000	\$	1,865,720	REAL
IRVING LODGING LLC	\$	5,500,000	\$	5,000,000	REAL
IRVING PARK SPRINGS PARTNERS LTD	\$	2,100,000	\$	1,726,570	REAL
ISA HOSPITALITY INC	\$	1,995,000	\$	1,700,000	REAL
JAHCO FAIR OAKS LP	\$	7,050,000	\$	6,345,000	REAL
JARS HEIGHTS 79 LLC	\$	2,720,000	\$	2,582,280	REAL
JARS HEIGHTS 79 LLC	\$	1,020,000	\$	968,350	REAL
JARS HEIGHTS 79 LLC	\$	1,632,000	\$	1,549,370	REAL
JASAN LLC	\$	3,200,230	\$	2,825,000	REAL
JDFW LLC	\$	52,000,000	\$	47,000,000	REAL
JDFW II LLC	\$	71,000,000	\$	64,800,000	REAL
KIMBERLY CLARK CORP	\$	9,000,000	\$	8,775,000	REAL
KROGER TEXAS LP	\$	10,600,000	\$	10,600,000	REAL

LADERA RANCH LLC	\$	21,500,000	\$	21,000,000	REAL
LAKE WORTH HOTEL CORP	\$	3,650,000	\$	3,400,000	REAL
LAKERIDGE REALTY LP	\$	310,140	\$	310,140	REAL
LAKERIDGE REALTY LP	\$	9,052,500	\$	8,000,000	REAL
LAKERIDGE REALTY LP	\$	7,639,860	\$	7,100,000	REAL
LAS COLINAS I HOLDCO LP	\$	83,950,000	\$	80,000,000	REAL
LAS COLINAS II HOLDCO LP	\$	46,300,000	\$	45,425,000	REAL
LAS COLINAS SURGERY	\$	1,600,000	\$	1,400,000	REAL
LEGACY REI GROUP SA LLC	\$	8,972,740	\$	8,543,270	REAL
LEGACY REI GROUP SA LLC	\$	3,232,820	\$	2,956,730	REAL
LEGACY REI GROUP SP LLC	\$	17,933,000	\$	17,600,000	REAL
LEGACY REI GROUP VF LLC	\$	10,898,000	\$	9,800,000	REAL
LOWEN TRINITY MILLS	\$	197,830	\$	197,830	REAL
LOWEN TRINITY MILLS	\$	7,715,780	\$	7,350,000	REAL
LPD REALTY LLC	\$	12,300,000	\$	11,250,000	REAL
MAA ALLOY LLC	\$	47,500,000	\$	44,500,000	REAL
MAA TANC LLC	\$	37,800,000	\$	36,800,000	REAL
MAAHIYAA HOTEL LLC	\$	4,000,000	\$	3,650,000	REAL
MACARTHUR PLACE BORROWER LLC	\$	17,538,460	\$	15,923,080	REAL
MACARTHUR PLACE BORROWER LLC	\$	20,461,540	\$	18,576,920	REAL
MACY'S RETAIL HOLDINGS	\$	4,410,970	\$	4,000,000	REAL
MACY'S RETAIL HOLDINGS LLC	\$	2,822,470	\$	2,399,100	PERSONAL
MALL GROUND PORTFOLIO LLC	\$	38,155,140	\$	31,353,230	REAL
MALL GROUND PORTFOLIO LLC	\$	1,650,000	\$	1,600,000	REAL
MALL GROUND PORTFOLIO LLC	\$	4,700,000	\$	4,051,910	REAL
MALL GROUND PORTFOLIO LLC	\$	193,440	\$	193,440	REAL
MALL GROUND PORTFOLIO LLC	\$	1,301,420	\$	1,301,420	REAL
MARABELLA APARTMENTS LP	\$	26,253,610	\$	25,594,000	REAL
MARABELLA APARTMENTS LP	\$	23,496,390	\$	22,906,000	REAL
MEDIEVAL TIMES	\$	1,627,000	\$	1,627,000	PERSONAL
MERRICK BUSINESS PARK LLC	\$	4,423,500	\$	3,395,020	REAL
MERRICK BUSINESS PARK LLC	\$	1,434,100	\$	1,193,010	REAL
METROPLEX PLAZA LP	\$	3,752,500	\$	3,184,960	REAL
METROPLEX PLAZA LP	\$	2,362,500	\$	1,988,140	REAL
METROPLEX PLAZA LP	\$	4,635,000	\$	3,826,900	REAL
MNSF II ACQUISITIONS LLC	\$	165,910	\$	165,910	REAL
MNSF II ACQUISITIONS LLC	\$	195,020	\$	195,020	REAL
MNSF II ACQUISITIONS LLC	\$	222,430	\$	222,430	REAL
MNSF II ACQUISITIONS LLC	\$	227,990	\$	190,970	REAL
MNSF II ACQUISITIONS LLC	\$	203,000	\$	203,000	REAL
MPG TEXAS 1 LLC	\$	9,520,000	\$	9,000,000	REAL
NEPTUNE VENTURES LLC	\$	280,000	\$	280,000	REAL
NEPTUNE VENTURES LLC	\$	196,600	\$	184,480	REAL
NEPTUNE VENTURES LLC	\$	251,650	\$	236,140	REAL
NEPTUNE VENTURES LLC	\$	192,210	\$	180,370	REAL
NEPTUNE VENTURES LLC	\$	254,930	\$	239,220	REAL
NEPTUNE VENTURES LLC	\$	181,930	\$	170,720	REAL
NEPTUNE VENTURES LLC	\$	179,000	\$	167,970	REAL
NEPTUNE VENTURES LLC	\$	202,050	\$	189,600	REAL
NEPTUNE VENTURES LLC	\$	258,990	\$	243,030	REAL
NEPTUNE VENTURES LLC	\$	226,530	\$	212,940	REAL
NEPTUNE VENTURES LLC	\$	194,150	\$	182,190	REAL
NEPTUNE VENTURES LLC	\$	217,730	\$	204,310	REAL

NEPTUNE VENTURES LLC	\$	204,080	\$	191,500	REAL
NEPTUNE VENTURES LLC	\$	200,940	\$	192,530	REAL
NEWPORT APARTMENTS PROPERTY OWNER	\$	24,147,200	\$	21,000,000	REAL
NORTHGATE CARI LLC &	\$	16,500,000	\$	16,000,000	REAL
OMNINET FOXBOROUGH LP	\$	9,349,910	\$	8,248,000	REAL
OMNINET FOXBOROUGH LP	\$	23,015,170	\$	20,302,000	REAL
PACIFIC PLATINUM TRUST	\$	555,310	\$	520,000	REAL
PAR CAPITAL 122 WEST LLC	\$	27,882,000	\$	25,100,000	REAL
PARMA MANDALAY TOWER LLC	\$	38,000,000	\$	35,900,000	REAL
PARRISH HARE ELECTRIC SUPPLY CORP	\$	15,469,580	\$	13,382,690	PERSONAL
PATEL RAMAN	\$	1,450,000	\$	1,340,000	REAL
PCPI UT OWNER LP AND TERRA FUNDING URBAN TO	\$	12,252,330	\$	12,252,330	REAL
PCPI UT OWNER LP AND TERRA FUNDING URBAN TO	\$	151,682,670	\$	123,247,670	REAL
PECAN VILLAGE APARTMENTS	\$	1,477,510	\$	1,392,860	REAL
PECAN VILLAGE APARTMENTS	\$	1,704,820	\$	1,607,140	REAL
PERFECT & COMFORT LIVING LLC	\$	3,200,000	\$	2,900,000	REAL
PERFECT AND MODERN TEAM LLC	\$	2,332,000	\$	2,200,000	REAL
POLO SANTIAGO	\$	4,600,000	\$	4,140,000	REAL
POST MONTORO LLC	\$	26,259,000	\$	25,000,000	REAL
PPF AMLI 1050 LAKE CAROLYN PARKWAY LLC	\$	51,832,000	\$	48,375,000	REAL
PPF AMLI 777 LAKE CAROLYN PARKWAY	\$	73,775,000	\$	69,191,000	REAL
PRIME US TOWER AT LAKE CAROLYN LLC	\$	61,500,000	\$	59,000,000	REAL
PROGRESS RESIDENTIAL	\$	168,600	\$	168,600	REAL
PROGRESS RESIDENTIAL	\$	170,510	\$	170,510	REAL
PROVIDENT GROUP IRVING PROPERTIES LLC	\$	31,000,000	\$	24,250,000	REAL
RACETRAC PETROLEUM INC	\$	563,900	\$	301,100	REAL
RACETRAC PETROLEUM INC	\$	429,820	\$	331,760	PERSONAL
RACETRAC PETROLEUM INC	\$	1,750,000	\$	1,718,000	REAL
RACETRAC PETROLEUM INC	\$	2,315,310	\$	2,100,000	REAL
RACETRAC PETROLEUM INC	\$	457,820	\$	457,820	REAL
RACETRAC PETROLEUM INC	\$	382,310	\$	382,310	REAL
RAMSEY LUTHER H	\$	1,490,700	\$	1,200,000	REAL
RANDALLS FOOD & DRUG LP	\$	4,758,940	\$	4,758,940	REAL
RAVEN SURROUND LLC	\$	26,500,000	\$	25,600,000	REAL
RAYO LLC	\$	4,800,000	\$	3,750,000	REAL
RAYO LLC	\$	4,897,600	\$	3,750,000	REAL
RESIDENCES NORTHGATE LLC	\$	28,233,600	\$	22,691,000	REAL
ROCHELLE PLACE L P	\$	7,500,000	\$	7,000,000	REAL
ROCHELLE PLAZA ASSOCIATES	\$	9,500,000	\$	8,475,000	REAL
ROSEMONT SUMMIT OPERATING LLC	\$	56,250,000	\$	54,500,000	REAL
RUSTIC RIDGE IRVING LP	\$	15,000,000	\$	13,800,000	REAL
RYDER TRUCK RENTAL INC	\$	2,440,720	\$	2,153,310	PERSONAL
SANDLIAN COLBY B & G B REV TR &	\$	2,600,000	\$	2,600,000	REAL
SAVOY DALLAS HOTELS LLC	\$	5,481,350	\$	4,500,000	REAL
SEDONA PARK APARTMENTS LLC	\$	24,880,000	\$	17,350,000	REAL
SOUTHERN STAR LAS COLINAS LP	\$	8,900,000	\$	8,000,000	REAL
SPANISH HAVEN REDEVELOPMT	\$	9,067,030	\$	7,000,000	REAL
SUN LIFE INSURANCE CO OF CANADA	\$	34,178,320	\$	32,169,000	REAL
SYMONDS STEPHAN M	\$	1,330,000	\$	1,200,000	REAL
TARGET CORPORATION AS OWNER	\$	5,523,470	\$	5,523,470	REAL
TCI 600 LAS COLINAS INC	\$	80,837,780	\$	74,750,000	REAL
TEXAS FLORIDA CEDARS LP	\$	8,651,960	\$	7,800,000	REAL
TEXAS PARK MANOR LP	\$	8,800,000	\$	8,250,000	REAL

TEXAS SFI PARTNERSHIP 37 LTD	\$	34,000,000	\$	33,400,000	REAL
TMIF II BRIDGEPORT LP	\$	26,250,000	\$	23,625,000	REAL
TP APARTMENTS LLC	\$	5,415,830	\$	4,851,730	REAL
TP APARTMENTS LLC	\$	2,063,170	\$	1,848,270	REAL
TR ATRIUM LP	\$	14,215,000	\$	13,500,000	REAL
TR ATRIUM LP	\$	7,215,000	\$	7,100,000	REAL
TRELLIS PLACE DUPLEXES LTD	\$	14,428,000	\$	13,300,000	REAL
URBAN TOWNE LAKE APARTMENTS LP	\$	24,000,000	\$	23,500,000	REAL
VELAZQUEZ CELIA &	\$	1,100,000	\$	1,000,000	REAL
VILLAS ESTANCIA APARTMENTS LLC	\$	18,525,000	\$	14,500,000	REAL
WALGREENS CO AS OWNER	\$	2,293,980	\$	2,163,320	REAL
WALGREENS CO AS OWNER	\$	1,376,640	\$	1,298,230	REAL
WALGREENS CO AS OWNER	\$	2,351,530	\$	2,217,600	REAL
WALGREENS CO AS OWNER	\$	2,293,980	\$	2,293,980	REAL
WALGREENS CO AS OWNER	\$	1,376,640	\$	1,376,640	REAL
WALGREENS CO AS OWNER	\$	2,351,530	\$	2,351,530	REAL
WALNUT HILL TX PARTNERS LLC	\$	51,000,000	\$	47,000,000	REAL
WESTDALE BROOKSTONE/TERRACE LP	\$	14,400,000	\$	12,960,000	REAL
WESTDALE BROOKSTONE/TERRACE LP	\$	17,750,000	\$	16,950,000	REAL
WESTDALE LAKERIDGE	\$	15,950,000	\$	15,000,000	REAL
WESTDALE POLARIS PARTNERS	\$	13,400,000	\$	12,700,000	REAL
WESTDALE PPTIES AMERICA I	\$	15,850,000	\$	15,000,000	REAL
WESTDALE WOODMEADE LTD	\$	23,700,000	\$	21,400,000	REAL
WESTGATE MULTIFAMILY LLC	\$	4,358,000	\$	3,993,000	REAL
WESTGATE MULTIFAMILY LLC	\$	3,988,000	\$	3,665,000	REAL
WESTGATE MULTIFAMILY LLC	\$	23,524,000	\$	20,946,000	REAL
WESTGATE MULTIFAMILY LLC	\$	10,130,000	\$	9,098,000	REAL
WOODCHASE & CLARENDON APTS LLC	\$	15,388,870	\$	12,270,670	PERSONAL
WOODCHASE & CLARENDON APTS LLC	\$	5,931,130	\$	4,729,330	REAL
WOODSIDE VILLAS IRVING LLC	\$	13,000,000	\$	12,100,000	REAL
WOODWIND APARTMENTS	\$	5,193,000	\$	5,100,000	REAL
WOODWIND APARTMENTS	\$	400,000	\$	400,000	REAL
WWC XLV LP	\$	59,000,000	\$	55,500,000	REAL
TOTAL	\$	3,599,123,810	\$	3,293,320,930	

CONSENT AGENDA

Tuesday, February 17, 2026

TOPIC

Consider Approval Of Resolution And Order No. 25-26-10 Authorizing February Amendment To The 2025-2026 Budget

PRESENTED BY

FERNANDO NATIVIDAD

BACKGROUND

In accordance with Texas Education Code Sec. 44.006, "Public funds of the school district may not be spent in any manner other than as provided for in the budget adopted by the board of trustees, but the board may amend a budget or adopt a supplementary emergency budget to cover necessary unforeseen expenses."

ADMINISTRATIVE RECOMMENDATION

The Administration recommends approving Resolution and Order No. 25-26-10 increasing the districts total budgeted revenue to \$428,553,811 and increasing total appropriations to \$430,659,724.

RECOMMENDED BOARD MOTION

I move the Board approve Resolution and Order No. 25-26-10.

AGENDA SHEET

MEETING DATE

Tuesday, February 17, 2026

RESOLUTION NO.

25-26-10

TOPIC

Consider Approval Of Resolution And Order No. 25-26-10 Authorizing February Amendment To The 2025-2026 Budget

WHEREAS,

The Board Of Trustees Of The Irving Independent School District Heretofore Adopted The District’s Budget For The 2025-2026 Fiscal Year Which Contained Estimates Of Resources And Revenues For The Year From Various Sources, And Included Various Capital Projects And Purchases To Be Undertaken During The Fiscal Year, Together With The Estimated Costs Thereof; And

NOW, THEREFORE, BE IT RESOLVED

BY THE BOARD OF TRUSTEES OF THE IRVING INDEPENDENT SCHOOL DISTRICT THAT THE TRUSTEES ADOPT THE FOLLOWING ORDER THAT

IT IS SO RESOLVED, PASSED, APPROVED AND ENACTED by the Board of Trustees of the Irving Independent School District, Irving, Texas, on: Tuesday, February 17, 2026 at a duly constituted meeting for which notice was timely given.

AD Jenkins, President
Board of Trustees
Irving Independent School District

ATTEST:

APPROVED AS TO FORM ONLY:

Lisa Lobb, Secretary
Board of Trustees
Irving Independent School District

Wesley Nute
Chief Legal Counsel
Irving Independent School District

AGENDA SHEET

Meeting Date: 02/17/2026

Resolution/Order No.: 25-26-10

Topic: A Resolution of the Board of Trustees of the Irving Independent School District Adopting an Order Approving Amendment to the 2025-2026 Budget, Appropriating Necessary Funds for Certain Transactions or Projects, and Authorizing Other Matters Relating to the Subject.

WHEREAS, the Board of Trustees of the Irving Independent School District heretofore adopted the District's Budget for the 2025-2026 fiscal year which contained estimates of resources and revenues for the year from various sources, and included various capital projects and purchases to be undertaken during the fiscal year, together with the estimated costs thereof; and

WHEREAS, it is now apparent the Budget, as amended, should be amended to properly reflect actual changes in operations, revenues, activities, and projects not earlier foreseen or contemplated; and

WHEREAS, the Administrative Staff of the District has submitted proposed amendments to the 2025-2026 Budget reflecting the funds and sources of revenues to be allocated to and appropriated for the described projects or activities, a true and correct copy being attached hereto and marked Exhibit "A".

NOW, THEREFORE, BE IT RESOLVED BY THE BOARD OF TRUSTEES OF THE IRVING INDEPENDENT SCHOOL DISTRICT THAT THE TRUSTEES ADOPT THE FOLLOWING ORDER THAT:

SECTION 1: The proposed amendments to the Budget for the 2025-2026 fiscal year, as amended, as filed and submitted to the District's Board of Trustees and described in Exhibit "A" hereto, containing estimates of resources and revenues for the year from all of the various sources, and the projects, operations, activities, and purchases proposed to be undertaken during the remainder of the year, together with estimated costs thereof, and estimates amounts of all other proposed expenditures, are hereby approved and adopted.

SECTION 2: A true and correct copy of Exhibit "A" be filed in the minutes of the Board of Trustees with this Resolution and Order.

SECTION 3: There are hereby appropriated from the funds indicated and for such purposes, respectively, such sums of money as may be required for the accomplishment of each of the projects, activities, operations, purchases, or other expenditures described in Exhibit "A" not to exceed for all such payment proposed for any department the total amount of the estimated costs of such projects, operations, activities, purchases, and other expenditures proposed for such department, the actual expenditures of which to be authorized in accordance with law and policies of the Board of Trustees.

SECTION 4: Should any part, portion, section, or part of a section of this Order or the amended Budget be declared invalid, inoperative, or void for any reason by a court of competent jurisdiction, such decision, opinion, judgment shall in no way affect the remaining portions, parts, sections, or parts of sections of the Order or the amendments to the Budget, which provisions shall be, remain, and continue to be in full force and effect.

IT IS SO RESOLVED.

PASSED, APPROVED AND ENACTED by the Board of Trustees of the Irving Independent School District, Irving, Texas, on 2/17/2026, at a duly constituted meeting for which notice was timely given.

President
Board of Trustees
Irving Independent School District

ATTEST:

APPROVED AS TO FORM ONLY:

Secretary
Board of Trustees
Irving Independent School District

Chief Legal Counsel
Irving Independent School District

Date: February 17, 2026

To: Fernando Natividad, Chief Financial Officer

From: Mahdia Lalee, Director of Business Operations

Subject: February Amendment to the 2025-2026 Budget

General Operating Fund

Total budgeted revenue to increase by \$48,533 dollars and total budgeted appropriations and other uses increase by \$36,889 which is summarized as follows:

Revenue:

➤ Increase to campus activity funds		
5755 – Activity Fund Receipt	48,533	
		\$ 48,533

Appropriations:

➤ Increases (decreases) to campus activity funds (from campus fund balance) to reflect increase in fund balance:		
Function 11 – Instruction	(268)	
Function 13 – Staff Development	2,206	
Function 23 – School Administration	25,647	
Function 36 – Extra-Curricular Activities	8,391	
Function 61 – Community Services	913	36,889
➤ Increases (decreases) to budget for other transfers:		
Function 11 – Instruction	(160,691)	
Function 12 – Library	1,614	
Function 13 – Staff Development	6,999	
Function 21 – Instructional Administration	31,517	
Function 23 – School Administration	19,713	
Function 31 – Guidance and Counseling	6,140	
Function 34 – Pupil Transportation	(60,000)	
Function 36 – Extra-Curricular Activities	9,097	
Function 41 – General Administration	19,449	
Function 51 – Maintenance and Operation	(18,250)	
Function 52 – Security and Monitoring Services	2,372	
Function 61 – Community Services	59,040	
Function 81 – Facilities	83,000	0
		\$ 36,889

Food Service and Debt Service Fund

There are no proposed budget changes to the Food Service nor Debt Service Fund.

February Amendments to the 2025-2026 Budget

Increasing revenue to	\$428,553,811
Increasing appropriations to	\$430,659,724

	Approved Amended Budget	Proposed Amendments	Amended Budget
Revenue:			
General Operating Fund	\$334,472,405	48,533	\$334,520,938
Food Service Fund	25,826,548	-	\$25,826,548
Debt Service Fund	68,206,325	-	\$68,206,325
	<u>\$428,505,278</u>	<u>48,533</u>	<u>\$428,553,811</u>
Appropriations:			
General Operating Fund	336,026,506	36,889	\$336,063,396
Food Service Fund	26,440,003	-	26,440,003
Debt Service Fund	68,156,325	-	68,156,325
	<u>\$430,622,835</u>	<u>36,889</u>	<u>\$430,659,724</u>
Net Decrease to General Operating Fund Balance		<u>11,644</u>	
Net Decrease to Food Service Fund Balance		<u>-</u>	
Net Decrease to Debt Service Fund Balance		<u>-</u>	

**IRVING INDEPENDENT SCHOOL DISTRICT
OFFICIAL DISTRICT BUDGET
GENERAL OPERATING FUND
FEBRUARY 2026 BUDGET AMENDMENT**

	<u>ORIGINAL BUDGET</u>	<u>PROPOSED AMENDMENTS TO ORIGINAL BUDGET</u>	<u>APPROVED AMENDED BUDGET</u>	<u>PROPOSED AMENDMENTS</u>	<u>NEW AMENDED BUDGET</u>
REVENUE:					
LOCAL RESOURCES:					
5711 TAXES CURRENT YEAR	156,071,373	-	156,071,373	-	156,071,373
5712 DELINQUENT TAXES	231,565	-	231,565	-	231,565
5719 OTHER TAX RELATED REVENUE	452,677	-	452,677	-	452,677
TOTAL TAXES	<u>156,755,615</u>	<u>-</u>	<u>156,755,615</u>	<u>-</u>	<u>156,755,615</u>
OTHER LOCAL REVENUE:					
5735 SUMMER SCHOOL	-	-	-	-	-
5738 PARKING FEES	4,500	-	4,500	-	4,500
5739 OTHER TUITION AND FEES	100,000	-	100,000	-	100,000
5742 INVESTMENT EARNINGS	250,000	-	250,000	-	250,000
5743 RENTAL OF FACILITIES	50,000	-	50,000	-	50,000
5744 GIFTS AND BEQUESTS	70,000	-	70,000	-	70,000
5745 NET INSURANCE RECOVERY	6,000	-	6,000	-	6,000
5746 TIF TAXES COLLECTED	-	-	-	-	-
5749 MISCELLANEOUS	200,000	-	200,000	-	200,000
5752 ATHLETIC	-	-	-	-	-
5755 ACTIVITY FUND RECEIPTS	1,000,000	131,131	1,131,131	48,533	1,179,664
5766 CONCURRENT ENROLLMENT	25,000	-	25,000	-	25,000
5767 IRVING SCHOOL FOUNDATION	-	15,409	15,409	-	15,409
5769 REVENUE FROM INTERMEDIATE	44,500	-	44,500	-	44,500
TOTAL OTHER LOCAL RESOURCES	<u>1,750,000</u>	<u>146,540</u>	<u>1,896,540</u>	<u>48,533</u>	<u>1,945,073</u>
TOTAL LOCAL RESOURCES	<u>158,505,615</u>	<u>146,540</u>	<u>158,652,155</u>	<u>48,533</u>	<u>158,700,688</u>
STATE RESOURCES:					
5811 PER CAPITA	-	-	-	-	-
5812 FOUNDATION ENTITLEMENTS	162,751,250	-	162,751,250	-	162,751,250
5819 FOUNDATION SUMMER SCHOOL	-	-	-	-	-
5829 TEA/NON-FOUNDATION REVENUE	-	-	-	-	-
5831 STATE T.R.S. ON BEHALF	11,000,000	-	11,000,000	-	11,000,000
TOTAL STATE RESOURCES	<u>173,751,250</u>	<u>-</u>	<u>173,751,250</u>	<u>-</u>	<u>173,751,250</u>
FEDERAL RESOURCES:					
5929 FEDERAL REVENUE - INDIRECT COST	300,000	-	300,000	-	300,000
5931 SHARS REIMBURSEMENT	1,519,000	-	1,519,000	-	1,519,000
5946 BABS SUBSIDY	-	-	-	-	-
5949 R.O.T.C. REIMBURSEMENT	250,000	-	250,000	-	250,000
TOTAL FEDERAL RESOURCES	<u>2,069,000</u>	<u>-</u>	<u>2,069,000</u>	<u>-</u>	<u>2,069,000</u>
TOTAL REVENUES	<u>334,325,865</u>	<u>146,540</u>	<u>334,472,405</u>	<u>48,533</u>	<u>334,520,938</u>
OTHER SOURCES					
7912 SALE OF FIXED ASSETS	-	-	-	-	-
7915 INTERFUND TRANSFERS IN	-	-	-	-	-
TOTAL OTHER SOURCES	<u>-</u>	<u>-</u>	<u>-</u>	<u>-</u>	<u>-</u>
TOTAL REVENUE AND OTHER SOURCES	<u>334,325,865</u>	<u>146,540</u>	<u>334,472,405</u>	<u>48,533</u>	<u>334,520,938</u>

IRVING INDEPENDENT SCHOOL DISTRICT
OFFICIAL DISTRICT BUDGET
GENERAL OPERATING FUND
FEBRUARY 2026 BUDGET AMENDMENT

	ORIGINAL BUDGET	PROPOSED AMENDMENTS TO ORIGINAL BUDGET	APPROVED AMENDED BUDGET	PROPOSED AMENDMENTS	NEW AMENDED BUDGET
EXPENDITURES:					
00 Indirect Costs	-	-	-	-	-
11 Instruction	204,661,330	725,778	205,387,108	(160,959)	205,226,149
12 Library	3,444,302	(11,293)	3,433,009	1,614	3,434,623
13 Staff Development	4,491,688	(119,829)	4,371,859	9,205	4,381,064
21 Instructional Administration	7,089,982	893,006	7,982,988	31,517	8,014,505
23 School Administration	19,878,807	225,774	20,104,581	45,360	20,149,941
31 Counseling Services	16,251,799	1,106,992	17,358,791	6,140	17,364,931
32 Attendance Services	403,668	-	403,668	-	403,668
33 Health Services	3,590,278	6,080	3,596,358	-	3,596,358
34 Pupil Transportation	12,647,031	(190,446)	12,456,585	(60,000)	12,396,585
35 Food Services	797,929	-	797,929	-	797,929
36 Extra-Curricular Activities	6,822,974	417,524	7,240,498	17,488	7,257,986
41 General Administration	13,851,860	(1,510,428)	12,341,432	19,449	12,360,881
51 Maintenance	25,951,381	2,162,246	28,113,627	(18,250)	28,095,377
52 Security	5,393,286	(316,626)	5,076,660	2,372	5,079,032
53 Data Processing	4,979,592	(115,483)	4,864,109	-	4,864,109
61 Community Services	3,065,904	(1,728,495)	1,337,409	59,953	1,397,362
71 Debt Service	-	-	-	-	-
81 Facilities	-	99,353	99,353	83,000	182,353
95 Payments to JJAEP	-	-	190,000	-	190,000
97 Payments to Tax Increment Funds	190,000	-	-	-	-
99 Intergovernmental Charges	782,242	-	782,242	-	782,242
TOTAL EXPENDITURES	334,294,053	1,644,152	335,938,205	36,889	335,975,095
OTHER USES					
8911 Interfund Transfers Out	-	88,301	88,301	-	88,301
TOTAL EXPENDITURES AND OTHER USES	334,294,053	1,732,453	336,026,506	36,889	336,063,396
EXCESS (DEFICIENCY) REVENUES OVER EXPENDITURES	31,812	1,878,994	(1,554,101)	11,644	(1,542,457)
EST. BEGINNING FUND BALANCE	80,676,152	-	80,676,152	-	80,676,152
ENDING FUND BALANCE	80,707,964	1,878,994	79,122,051	-	79,133,695

IRVING INDEPENDENT SCHOOL DISTRICT
OFFICIAL DISTRICT BUDGET
FOOD SERVICE
FEBRUARY 2026 BUDGET AMENDMENT

	ORIGINAL BUDGET	APPROVED AMENDMENTS	APPROVED AMENDED BUDGET	PROPOSED AMENDMENTS	NEW AMENDED BUDGET
REVENUE:					
LOCAL RESOURCES:					
5742 INVESTMENT EARNINGS	80,000	-	80,000	-	80,000
5751 FOOD SERVICES	625,000	-	625,000	-	625,000
5755 ACTIVITY FUND RECEIPTS	-	-	-	-	-
TOTAL LOCAL RESOURCES	705,000	-	705,000	-	705,000
STATE RESOURCES:					
5829 STATE MATCH - FOOD SERVICE	120,000	-	120,000	-	120,000
TOTAL STATE RESOURCES	120,000	-	120,000	-	120,000
FEDERAL RESOURCES:					
5921 SCHOOL BREAKFAST PROGRAM	6,097,851	-	6,097,851	-	6,097,851
5922 NATIONAL SCHOOL LUNCH PROGRAM	17,203,697	-	17,203,697	-	17,203,697
5923 USDA DONATED COMMODITIES	1,500,000	-	1,500,000	-	1,500,000
5939 SUMMER FEEDING PROGRAM	200,000	-	200,000	-	200,000
TOTAL FEDERAL RESOURCES	25,001,548	-	25,001,548	-	25,001,548
TOTAL REVENUE AND OTHER SOURCES	25,826,548	-	25,826,548	-	25,826,548
EXPENDITURES:					
35 Food Services	25,394,093	772,764	26,166,857	-	26,166,857
36 Extra-Curricular Activities	-	-	-	-	-
51 Maintenance & Operations	257,493	15,653	273,146	-	273,146
81 Facilities	-	-	-	-	-
TOTAL EXPENDITURES	25,651,586	788,417	26,440,003	-	26,440,003
OTHER USES					
8911 Interfund Transfers Out	-	-	-	-	-
TOTAL EXPENDITURES AND OTHER USES	25,651,586	788,417	26,440,003	-	26,440,003
EXCESS (DEFICIENCY) REVENUES OVER EXPENDITURES	174,962	(788,417)	(613,455)		(613,455)
EST. BEGINNING FUND BALANCE	7,881,753	-	7,881,753	-	7,881,753
ENDING FUND BALANCE	8,056,715	(788,417)	7,268,298	-	7,268,298

IRVING INDEPENDENT SCHOOL DISTRICT
OFFICIAL DISTRICT BUDGET
DEBT SERVICE
FEBRUARY 2026 BUDGET AMENDMENT

	ORIGINAL BUDGET	APPROVED AMENDMENTS	APPROVED AMENDED BUDGET	PROPOSED AMENDMENTS	NEW AMENDED BUDGET
REVENUE:					
LOCAL RESOURCES:					
5711 TAXES CURRENT YEAR	64,969,192	-	64,969,192	-	64,969,192
5712 DELINQUENT TAXES	100,000	-	100,000	-	100,000
5719 OTHER TAX RELATED REVENUE	-	-	-	-	-
TOTAL TAXES	65,069,192	-	65,069,192	-	65,069,192
OTHER LOCAL REVENUE:					
5742 INVESTMENT EARNINGS	300,000	-	300,000	-	300,000
5799 ISD-TNT ADJUSTMENT	-	-	-	-	-
TOTAL OTHER LOCAL SOURCES	300,000	-	300,000	-	300,000
TOTAL LOCAL RESOURCES	65,369,192	-	65,369,192	-	65,369,192
STATE RESOURCES:					
5829 TEA/NON-FOUNDATION REVENUE	2,837,133	-	2,837,133	-	2,837,133
TOTAL STATE RESOURCES	2,837,133	-	2,837,133	-	2,837,133
TOTAL REVENUES	68,206,325	-	68,206,325	-	68,206,325
OTHER SOURCES :					
7911 SALE OF BONDS	-	-	-	-	-
7915 INTERFUND TRANSFERS IN	-	-	-	-	-
7916 PREMIUM (DISCOUNT) BONDS PAYABLE	-	-	-	-	-
TOTAL OTHER SOURCES	-	-	-	-	-
TOTAL REVENUE AND OTHER SOURCES	68,206,325	-	68,206,325	-	68,206,325
EXPENDITURES:					
71 DEBT SERVICE	68,156,325	-	68,156,325	-	68,156,325
TOTAL EXPENDITURES	68,156,325	-	68,156,325	-	68,156,325
OTHER USES :					
8949 REFUNDING BONDS	-	-	-	-	-
TOTAL EXPENDITURES AND OTHER USES	68,156,325	-	68,156,325	-	68,156,325
EXCESS (DEFICIENCY) REVENUES OVER EXPENDITURES	50,000	-	50,000	-	50,000
EST. BEGINNING FUND BALANCE	9,468,431	-	9,468,431	-	9,468,431
ENDING FUND BALANCE	9,518,431	-	9,518,431	-	9,518,431

CONSENT AGENDA ITEM

Tuesday, February 17, 2026

TOPIC

Consider Approval Of Resolution Regarding Of Religious Text During The School Day

PRESENTED BY

WESLEY NUTE

BACKGROUND

The 89th Texas Legislature passed Senate Bill 11, which requires that each school board in Texas take a record vote within six months of the effective date of the act, on whether to adopt a resolution regarding a period of prayer and reading of religious text during the school day in accordance with Texas Education Code § 25.0823. If a school board decides to adopt such a resolution, the period of prayer and religious reading must follow the provisions set out in Section 25.0823, which includes the following restrictions:

- To participate in the period of prayer and religious reading, a student's parents must submit a signed consent, expressly waiving their right to bring a legal claim on a violation of the Establishment Clause of the First Amendment to the United States Constitution.
- The prayer and religious reading must not be done in the physical presence or hearing of a person for whom a signed consent was not made.
- The prayer and religious reading may only be observed in segregated areas where consenting parties are separated from non-consenting parties; before the school day; or by methods recommended by the Texas Attorney General or the district's legal counsel.

The Administration does not recommend that the Board adopt such a resolution. State law, federal law, and Irving ISD Board Policy already allow students to engage in prayer, reading of religious text, and religious expression on school property and during the school day. Citing legal authority, Board Policy FNA (LEGAL) states:

"A public school student has an absolute right to individually, voluntarily, and silently pray or meditate in school in a manner that does not disrupt the instructional or other activities of the school. A student shall not be required, encouraged, or coerced to engage in or refrain from such prayer or meditation during any school activity. . .

Nothing in the Constitution as interpreted by the U.S. Supreme Court prohibits any public school student from voluntarily praying at any time before, during, or after the school day..."

Board Policy FNA (LOCAL) states: "The District shall treat a student's voluntary expression of a religious...viewpoint, if any, on an otherwise permissible subject in the same manner the District treats a student's voluntary expression of a secular, religious, or other viewpoint on an otherwise permissible subject and may not discriminate against the student based on a religious...or other viewpoint expressed by the student on an otherwise permissible subject."

school. Irving ISD has policies and practices in place to allow students to exercise those rights. Students are free to continue exercising these rights, whether or not the Board adopts the resolution proposed in Section 25.0823. Accordingly, the Administration recommends that the Board decline to adopt a resolution pursuant to Senate Bill 11.

ADMINISTRATIVE RECOMMENDATION

The Administration recommends the Board decline to adopt a resolution regarding a period of prayer and reading of religious text during the school day pursuant to Senate Bill 11.

RECOMMENDED BOARD MOTION

I move that the Board decline to adopt a resolution regarding a period of prayer and reading of religious text during the school day pursuant to Senate Bill 11.

AGENDA SHEET

MEETING DATE

Tuesday, February 17, 2026

TOPIC

Consider Approval Of Resolution Regarding Of Religious Text During The School Day

**MODEL RESOLUTION
REGARDING A PERIOD OF PRAYER AND READING OF RELIGIOUS TEXT
DURING THE SCHOOL DAY PURSUANT TO SENATE BILL 11**

The (insert name of school district or open-enrollment charter school) shall adopt a policy requiring every campus of (insert name of district or school) to provide a period of prayer and reading of the Bible or other religious text as provided by Section 25.0823, Education Code.

Adopted on the ____ day of _____, 202__ by the _____ Board of Trustees.

President, Board of Trustees

Secretary, Board of Trustees

CONSENT AGENDA

Tuesday, February 17, 2026

TOPIC

Consider Approval Of Resolution No. 25-26-12 Of The Board Of Trustees Of The Irving Independent School District Regarding Employee Pay And Delegation Of Authority In Connection With The January 2026 Winter Storm

PRESENTED BY

WESLEY NUTE

BACKGROUND

The proposed Resolution No. 25-26-12 is submitted for Board adoption. The Resolution is designed to 1) provide pay to employees who were instructed not to come to work on January 26-28, 2026 due to dangerous conditions caused by the January 2026 Winter Storm, 2) provide premium pay in accordance with DEA(Local) to those nonexempt employees required to report to work on January 26-28, 2026, and 3) authorize the Superintendent or her designee to take necessary steps to enter into emergency contracts for necessary repairs, purchases, etc. and to make administrative changes or apply for TEA waivers necessitated by the emergency weather closure.

ADMINISTRATIVE RECOMMENDATION

Administration recommends the Board of Trustees approve and adopt Resolution No. 25-26-12.

RECOMMENDED BOARD MOTION

I move the Board approve and adopt Resolution No. 25-26-12 Regarding Employee Pay and Delegation of Authority in Connection with the January 2026 Winter Storm.

AGENDA SHEET

MEETING DATE

Tuesday, February 17, 2026

RESOLUTION NO.

25-26-12

TOPIC

Consider Approval Of Resolution No. 25-26-12 Of The Board Of Trustees Of The Irving Independent School District Regarding Employee Pay And Delegation Of Authority In Connection With The January 2026 Winter Storm

WHEREAS,

NOW, THEREFORE, BE IT RESOLVED

IT IS SO RESOLVED, PASSED, APPROVED AND ENACTED by the Board of Trustees of the Irving Independent School District, Irving, Texas, on: Tuesday, February 17, 2026 at a duly constituted meeting for which notice was timely given.

AD Jenkins, President
Board of Trustees
Irving Independent School District

ATTEST:

APPROVED AS TO FORM ONLY:

Lisa Lobb, Secretary
Board of Trustees
Irving Independent School District

Wesley Nute
Chief Legal Counsel
Irving Independent School District

**RESOLUTION 25-26-12 OF THE BOARD OF
TRUSTEES OF THE IRVING INDEPENDENT
SCHOOL DISTRICT REGARDING DELEGATION
OF AUTHORITY IN CONNECTION WITH THE
JANUARY 2026 WINTER STORM**

WHEREAS, on January 26-28, 2026, Dallas County was experiencing the imminent threat of severe weather which might cause roadways to be treacherous and which could result in widespread or severe damage, injury, or loss of life or property;

WHEREAS, the Board is authorized by Texas Education Code section 45.105 to expend funds of the District for purposes necessary in the conduct of the public schools as determined by the Board;

WHEREAS, to protect the safety of District students, staff, and community members and to guard against potential damage to District property, the District closed its schools and other buildings on January 26-28, 2026 in response to the weather emergency;

WHEREAS, the Board acknowledges that during an emergency closing, most District employees are instructed not to report for work, and other employees may be called upon to provide emergency-related services;

WHEREAS, the Board finds that a need exists to address wage payments for employees who are idled and those required to work during emergency closings;

WHEREAS, the Board determines that employees who are instructed not to report to work may suffer a loss of pay if the District is closed;

WHEREAS, the Board concludes that continuing wage payments to all regular employees—contractual and noncontractual, salaried and non-salaried—who would suffer a loss in pay due to an emergency closing serves the public purposes of maintaining morale, reducing turnover, and ensuring continuity of District staffing when schools reopen; and

WHEREAS, as to nonexempt employees who are called upon to work during an emergency closing, the Board further concludes that payment of these employees at a premium rate, as provided at DEA(LOCAL), serves the public purposes of maintaining morale, providing equity between idled employees and employees who provide emergency-related services, and recognizing the services of essential staff;

NOW, THEREFORE, BE IT RESOLVED BY THE BOARD THAT:

1. The findings and recitals above are true and correct and are hereby adopted by the Board.
2. Continued wage payments are authorized to all regular employees—contractual and noncontractual, salaried and non-salaried—who are instructed not to report to work during an emergency closing.
3. The District is authorized to pay nonexempt employees who are required to work during an emergency closing at the premium rate described at DEA(LOCAL) for all hours worked up to forty (40) hours per week. Overtime for time worked over forty (40) hours in a week shall be calculated and paid according to law.
4. The District was in a state of emergency, and that the presiding officer of the District was of the opinion that a civil emergency existed, and as such, the Board approves and consents for the Superintendent to provide mutual aid assistance if, after assessment of local resources, the District is able to do so, in accordance with Board Policy GRC (Legal);
5. A substantial public purpose exists to make expenditures to protect the health and safety of District students, staff, and community and to ensure that the District and community are prepared to the fullest extent possible to further protect the health and safety as well as District property in response to the January 2026 Winter Storm.
6. The Board makes the following delegations of authority to the Superintendent and designee(s) in order to efficiently respond to the weather emergency:
 - a. The authority to alter the 2025-2026 School Year calendar by changing and/or adding school/instructional hours and work/school days as necessitated by any emergency closure or related concerns.
 - b. The authority to seek any necessary waivers from the Texas Education Agency without further action of the Board regarding missed instructional days, emergency closures, low attendance, or any matters related to the emergency closures as part of this Resolution.
 - c. The authority to act outside any and all policies relating to grading, report cards, and other traditional instructional parameters to address the impact of emergency school closing.
 - d. The authority to procure, negotiate, and execute contracts for goods and services that are necessary to mitigate, prevent, restore, and repair damage caused to District equipment, personal property, and facilities or to protect the safety of students and staff, given that the emergency of the January 2026 Winter Storm, and the delays posed by competitive procurement of contracts necessary to restore, replace, and/or repair equipment, personal property, and/or school facilities will prevent or substantially impair the conduct of classes or other essential school activities. In addition, the Board provides authority to approve any budgeted purchases for goods or services, under the same requirements and

parameters outlined in Board Policy CH (Local), except that any monetary limits are temporarily lifted. It is understood that after purchases of the type referenced above are made, a purchase order should be issued after the fact as soon as practicable, and the Board will be notified of such purchases as soon as practical.

- e. The authority to submit any other waivers or take any immediate actions needed in accordance with guidance and instructions from the national and state authorities and/or agencies to respond to the January 2026 Winter Storm and emergency closing.
7. This resolution shall be in effect, retroactive to January 26, 2026, and remain in effect for the remainder of the 2025-2026 School Year.

Adopted on this the 17th day of February 2026 by the Irving Independent School District Board of Trustees.

A.D. Jenkins
Board President
Irving Independent School District

ATTEST:

Lisa Lobb
Board Secretary
Irving Independent School District

APPROVED AS TO FORM ONLY:

Wesley L. Nute, Jr.
Irving ISD General Counsel



CONSENT AGENDA ITEM - BIDS

Tuesday, February 17, 2026

TOPIC

Consider Approval Of Renewal Of Award And Execute Letter of Engagement for Request For Qualification (RFQ) No. 25-14-735 For The Purchase Of Annual Financial Audit Services

PRESENTED BY

ADRIAN BROWN

BACKGROUND

On January 21, 2025, Irving ISD Board of Trustees Approved the award of RFQ No. 25-14-735 to Weaver and Tidwell, LLP to Perform Annual Financial Audit Services.

Weaver and Tidwell, LLP has perform Annual Financial Audit Services for Irving ISD from Fiscal year 2018 to current year, and the Financial Services Department has expressed Satisfaction with their Services to date.

The District therefore requests that the Board Approve the renewal of the Agreement with Weaver and Tidwell, LLP to perform the Annual Financial Audit Services for the fiscal years ending August 31, 2026, with Options to Extend annually through fiscal year August 31, 2031.

FUNDING SOURCE

Local Funds

COSTS

Estimated \$80,500 Annually

ADMINISTRATIVE RECOMMENDATION

The Administration Recommends the Board Approve the Renewal of Award of (RFQ) No. 25-14-735 for the Purchase of Annual Financial Audit Services with Weaver and Tidwell, LLP for the fiscal year ending August 31, 2026, with Options to Extend annually through fiscal year August 31, 2031.

RECOMMENDED BOARD MOTION

I Move that the Board Approve the Renewal of Award for (RFP) No. 25-14-735 for the Purchase of Annual Financial Audit Services with Weaver and Tidwell, LLP for the fiscal year ending August 31, 2026, with Options to Extend annually through fiscal year August 31, 2031.

AGENDA SHEET

MEETING DATE

Tuesday, February 17, 2026

TOPIC

Consider Approval Of Renewal Of Award And Execute Letter of Engagement for greement For Request For Qualification (RFQ) No. 25-14-735 For The Purchase Of Annual Financial Audit Services

ITEM NO.

RECOMMENDED VENDORS

Weaver And Tidwell, LLP

CONTRACT TYPE

Request For Qualifications

CONTRACT TERM OR ONE TIME PURCHASE

The Term Of Engagement Will Be For The Fiscal Year Ending August 31, 2026 - 2027. The District May Request To Extend This Agreement Annually Each Year For Another Three (3) Years Through Fiscal Year August 31, 2031.

SOLE SOURCE VENDOR & DOCUMENTATION

N/A

VENDOR IS AT LEAST 51% WOMAN OR MINORITY BUSINESS

No

TO THE BEST OF MY KNOWLEDGE, THE RECOMMENDED VENDOR(S) PROVIDES THE BEST VALUE FOR THE DESCRIBED GOODS OR SERVICES. I FURTHER CERTIFY THE ADMINISTRATION HAS COMPLETED THE PROCUREMENT PROCEDURES REQUIRED BY APPLICABLE STATE AND FEDERAL STATUTES AND REGULATIONS, BOARD POLICY CH(LOCAL).



ASSISTANT DIRECTOR OF PURCHASING



DATE: February 12, 2026

TO: Adrian Brown – Assistant Director of Purchasing

CC: Magda Hernandez, Superintendent of Schools

FROM: Fernando Natividad, Chief Financial Officer
Mahdia LaLee, Director of Business Services

RE: Recommendation of Renewal of Award of RFQ No. 25-14-735 for Annual Financial Audit Services.

On November 14, 2025, the District received four (4) Statements of Qualifications (SOQ) in response to RFQ No. 25-14-735 for the Purchase of Annual Financial Audit Services.

SOQ's were received from the following Firms:


1. Hankins Eastup
2. Pattillo, Brown & Hill L.L.P
3. Whitley Penn LLP
4. Weaver and Tidwell, LLP

Following the Evaluation of the SOQs, the Selection Committee Recommended Weaver and Tidwell, LLP for Award.


The Recommendation is based on the Firm's Reputation, Experience, Commitment to governmental accounting, prior Auditing Experience of Texas ISD's of comparable size, scope, and budget, and the Extended to which services meet the district's needs

Weaver and Tidwell, LLP has performed Annual Financial Audit Services for Irving ISD from Fiscal year 2018 to current. The Financial Services Department has expressed Satisfaction with their Services.

We therefore Recommend that the Board Approve the Recommendation of Renewal of Award of RFQ No. 25-14-735 for the Purchase of Annual Financial Audit Services to Weaver and Tidwell, LLP Execute the Engagement Agreement. The Term of Engagement will be for the fiscal years ending August 31, 2026, with Options to Extend annually through fiscal year August 31, 2031.



 FERNANDO NATIVIDAD,
 CHIEF FINANCIAL OFFICER



 MAHDIA LALEE,
 DIRECTOR OF BUSINESS SERVICES



RENEWAL RECOMMENDATION

Date: February 13, 2026

TO: Board of Trustees
Magda Hernandez, Superintendent of Schools

FROM: Adrian Brown, Assistant Director of Purchasing
Irving Independent School District

SUBJECT: **Recommendation for Renewal of Award of Request for Qualifications (RFQ) No. 25-14-735 for the Purchase of Annual Financial Audit Services**

Purchasing concurs with the recommendation from Financial Services to Renew Award RFQ No. 25-14-735 for the Purchase of Annual Financial Audit Services to Weaver and Tidwell, LLP.

On November 14, 2025, the District received four (4) Statements of Qualifications in response to RFQ No. 25-14-735. An internal evaluation committee reviewed the responses for compliance with the scope of services, scoring and ranking.

Following the evaluation process, Weaver and Tidwell, LLP was determined as the highest and qualified and capable of providing these services to Irving ISD, therefore, ranked highest in scoring.

The District and Weaver and Tidwell, LLP has Negotiated an Engagement Agreement for the Board's Review, Approval and Execution. The Term of Engagement will be for the fiscal years ending August 31, 2026, with Options to Extend annually through fiscal year August 31, 2031.

TO THE BEST OF MY KNOWLEDGE, THE RECOMMENDED VENDOR(S) PROVIDES THE BEST VALUE FOR THE DESCRIBED GOODS OR SERVICES. I FURTHER CERTIFY THE ADMINISTRATION HAS COMPLETED THE PROCUREMENT PROCEDURES REQUIRED BY APPLICABLE STATE AND FEDERAL STATUTES AND REGULATIONS, BOARD POLICY CH(LOCAL).


ASSISTANT DIRECTOR OF PURCHASING



January 23, 2026

Mr. Fernando Natividad, Chief Financial Officer
and the Board of Trustees
Irving Independent School District
2621 West Airport Freeway
Irving, Texas 75062

Dear Mr. Natividad, and the Board of Trustees: :

Weaver and Tidwell, L.L.P. ("our", "us", and "we") will perform an audit of the basic financial statements, which comprise the financial statements of governmental activities, each major fund, and the aggregate remaining fund information (as applicable) as of and for the year ending August 31, 2026, and the related notes to the financial statements of:

Irving Independent School District

This required supplementary information ("RSI") will be subjected to certain limited procedures but will not be audited:

1. Management's Discussion and Analysis
2. Budgetary Comparison Schedules
3. Schedule of the District's Proportionate Share of the Net Pension Liability
4. Schedule of the District's Contributions
5. Schedule of the District's Proportionate Share of the Other Post-Employment Benefits Liability – TRS Care
6. Schedule of District's Contributions – TRS Care

In addition, we will audit the entity's compliance over major federal award programs for the period ended August 31, 2026.

The following accompanying supplementary information will also be subjected to our auditing procedures, as well as certain additional procedures:

1. Schedule of Expenditures of Federal Awards
2. Combining and Individual Fund Financial Statements and Schedules
3. Required TEA Schedules

Also, the document we submit to you will include the following other additional information that will not be subjected to the auditing procedures applied in our audit of the basic financial statements:

1. Introductory Section
2. Statistical Section

We are pleased to confirm our acceptance and our understanding of this engagement by means of this letter.

Applicable Standards and Framework

The auditing standards applicable to this engagement will be U.S. GAAS (generally accepted auditing standards in the United States of America) and the Government Auditing Standards ("GAGAS"); if applicable, any state or regulatory audit requirements; and Title 2 U.S. Code of Federal Regulations (CFR) Part 200, Uniform Administrative Requirements, Cost Principles, and Audit Requirements for Federal Awards ("Uniform Guidance").

Weaver and Tidwell, L.L.P.

January 23, 2026

The financial reporting framework applicable to this engagement is U.S. GAAP (generally accepted accounting principles in the United States of America).

Engagement Objective

The objectives of our audit are to obtain reasonable assurance about whether the financial statements as a whole are free from material misstatement, whether due to fraud or error, and to issue an auditor's report that includes our opinion and to report on the fairness of the supplementary information referred to above when considered in relation to the financial statements as a whole. Reasonable assurance is a high level of assurance but is not absolute assurance and therefore is not a guarantee that an audit conducted in accordance with applicable auditing standards will always detect a material misstatement when it exists. Misstatements, including omissions, can arise from fraud or error and are considered material if there is a substantial likelihood that, individually or in the aggregate, they would influence the judgment made by a reasonable user of the financial statements.

Our Responsibilities

We will conduct our engagement in accordance with the applicable standards described above. As part of an engagement conducted in accordance with the applicable standards, we exercise professional judgment and maintain professional skepticism throughout the engagement.

We also do the following:

- Identify and assess the risks of material misstatement of the financial statements, whether due to fraud or error, design and perform audit procedures responsive to those risks, and obtain audit evidence that is sufficient and appropriate to provide a basis for our opinion. The risk of not detecting a material misstatement resulting from fraud is higher than for one resulting from error, as fraud may involve collusion, forgery, intentional omissions, misrepresentations, or the override of controls.
- Obtain an understanding of the system of internal control in order to design audit procedures that are appropriate in the circumstances, but not for the purpose of expressing an opinion on the effectiveness of the system of internal control. However, we will communicate to you in writing concerning any significant deficiencies or material weaknesses in internal control relevant to the audit that we have identified during the engagement.
- Evaluate the appropriateness of accounting policies used and the reasonableness of significant accounting estimates made by management, as well as evaluate the overall presentation of the financial statements and whether the financial statements represent the underlying transactions and events in a manner that achieves fair presentation.
- Conclude, based on the audit evidence obtained, whether there are conditions or events, considered in the aggregate, that raise substantial doubt about the ability to continue as a going concern for a reasonable period of time.

Our procedures will include tests of documentary evidence that support the amounts and disclosures in the financial statements. Such tests may include tests of the physical existence of assets, and direct confirmation of cash, investments, and certain other assets and liabilities by correspondence with creditors and financial institutions. As part of our audit process, we may request written representations from your attorneys, and they may bill you for responding.

Because of the inherent limitations of an audit, together with the inherent limitations of internal control, and because we will not perform a detailed examination of all transactions, there is an unavoidable risk that some material misstatements or noncompliance (whether caused by errors, fraudulent financial reporting, misappropriation of assets, or violations of laws or governmental regulations) may not be detected, even though the audit is properly planned and performed in accordance with applicable standards.

January 23, 2026

In addition, an audit is not designed to detect immaterial misstatements or violations of laws or governmental regulations that do not have a direct and material effect on the financial statements. However, we will inform the appropriate level of management of any material errors, fraudulent financial reporting, or misappropriation of assets that comes to our attention. We will also inform the appropriate level of management of any violations of laws or governmental regulations that come to our attention, unless clearly inconsequential.

The accompanying supplementary information referred to above will be presented for purposes of additional analysis and is not a required part of the financial statements. Such information will be subjected to the auditing procedures applied in the audit of the financial statements and certain additional procedures, including comparing and reconciling such information directly to the underlying accounting and other records used to prepare the financial statements or to the financial statements themselves, and other additional procedures in accordance with applicable standards. Our auditor's report will provide an opinion on the supplementary information in relation to the financial statements as a whole in a report combined with our auditor's report on the financial statements.

Our responsibilities for this engagement are limited to the period covered by our engagement and do not extend to any other periods. Our engagement also does not include consultation with you on the adoption of new accounting standards or any future increased duties we may have because of the actions of any regulatory body, implementation of any new auditing standard, or occurrence of an unknown or unplanned significant transaction.

Claire Wootton is the engagement partner or equivalent, and Sara Dempsey is quality control partner for the attest services specified in this letter and is responsible for supervising our services performed as part of this engagement and signing or authorizing another qualified firm representative to sign our report.

We expect to begin our procedures in July 2026. We will issue a written report only upon completion of our engagement. Our report will be addressed to the Board of Trustees of the District

We cannot provide assurance that an unmodified audit opinion will be expressed. Circumstances may arise in which it may be necessary for us to modify our opinion, add an emphasis-of-matter or other-matter paragraphs, delay the initiation or completion of our engagement, or withdraw from the engagement. If our opinion on the financial statements is other than unmodified, we will discuss the reasons with you in advance.

If, for any reason, we are unable to complete the audit or are unable to form or have not formed an opinion, we may decline to express an opinion or withdraw from the engagement.

GAGAS

As part of obtaining reasonable assurance about whether the financial statements are free of material misstatement, we will consider the entity's internal control over financial reporting and perform tests of the entity's compliance with the provisions of applicable laws, regulations, contracts, and grant agreements that could have a direct and material effect on the determination of financial statement amounts.

In accordance with the requirements of GAGAS, we will also issue a written report describing the scope of our testing over internal control over financial reporting and compliance with provisions of laws, regulations, contracts, and grant agreements, and the results of that testing. However, providing an opinion on internal control over financial reporting and compliance with respect to the financial statements will not be an objective of the audit and, therefore, no such opinion will be expressed. Because the determination of waste and abuse is subjective, *Government Auditing Standards* do not expect auditors to perform specific procedures to detect waste or abuse in financial audits nor do they expect auditors to provide reasonable assurance of detecting waste or abuse.

Uniform Guidance

Our audit of the entity's major federal award program(s) compliance will be conducted in accordance with the Uniform Guidance.

Our procedures will include a determination of major federal award programs in accordance with the Uniform Guidance, and the identification of the compliance requirements that are direct and material to such major programs. We will also perform other procedures we consider necessary to enable us to obtain reasonable assurance about whether the entity complied with the direct and material compliance requirements applicable to major federal award programs, so that we may express an opinion or disclaimer of opinion on major federal award program compliance and render the required reports. We cannot provide assurance that an unmodified opinion on compliance will be expressed. Circumstances may arise in which it is necessary for us to modify our opinion or withdraw from the engagement.

Also, as required by the Uniform Guidance, we will perform tests to evaluate the effectiveness of the design and operation of internal controls that we consider relevant to preventing or detecting material noncompliance with the direct and material compliance requirements applicable to each of the entity's major federal award programs. Our report will include any significant deficiencies and/or material weaknesses identified. However, our tests will be less in scope than would be necessary to render an opinion on these controls and, accordingly, no opinion on the effectiveness of the internal control over compliance will be expressed in our report.

Required Supplementary Information (RSI)

U.S. GAAP, as promulgated by the Governmental Accounting Standards Board ("GASB"), requires that management's discussion and analysis and budgetary comparison information, among other items, be presented to supplement the basic financial statements. Such information, although not a part of the basic financial statements, is required by GASB, which considers it to be an essential part of financial reporting for placing the basic financial statements in an appropriate operational, economic, or historical context. As part of our engagement, we will apply certain limited procedures to the RSI in accordance with U.S. GAAS. These limited procedures will consist primarily of inquiries of management regarding their methods of measurement and presentation and comparing the information for consistency with management's responses to our inquiries. We will not express an opinion or provide any form of assurance on the RSI.

Non-Attest Services

We will perform the following additional non-attest (non-audit) services as part of this engagement.

- Preparation of financial statements and related notes
- Assisting with entries to convert accounting records from modified accrual to full accrual (GASB 34 entries)
- Prepare the Data Collection Form
- Prepare reports required by TEA Data Feed Standards

GAGAS require that we perform and document an assessment of the skills, knowledge, and experience of the individual designated by the entity to oversee any non-attest services we perform. The entity has designated Mahdia Lalee, Director of Business Operations, to oversee these services.

These non-attest services do not constitute an audit under GAGAS and such services will not be conducted in accordance with GAGAS.

Data Collection Form on Reporting for Single Audits

It is expected that prior to the conclusion of the engagement, sections of the Data Collection Form will be completed by our firm. The sections that we will complete summarize our audit findings by federal grant or contract. Management is responsible for submitting the reporting package (defined as including financial statements, schedule of expenditures of federal awards, summary schedule of prior audit findings, auditor's reports, and corrective action plan) along with the Data Collection Form to the Federal Audit Clearinghouse. The instructions to the Data Collection Form require that the reporting package be an unlocked, unencrypted, text searchable portable

January 23, 2026

document file (PDF) or else it will be rejected by the Federal Audit Clearinghouse. We will be available to assist management in creating the PDF if needed.

We will coordinate with you the electronic submission and certification upon the reporting package completion. If applicable, we will provide copies of our report for you to include with the reporting package if there is a need to submit the package to pass-through entities.

The Data Collection Form and the reporting package must be submitted within the earlier of thirty (30) days after receipt of our reports or nine (9) months after the end of the audit period.

Third-Party Service Providers

Depending on the requirements of this engagement, we may use the services of our affiliate, Weaver and Tidwell India LLP, a limited liability partnership incorporated in India, or one or more other third-party service providers to assist us. Before sharing confidential information with those service providers, we will (i) secure agreements to maintain the confidentiality of such information and ensure the information is only used for the purpose of assisting us with the performance of this engagement and (ii) take commercially reasonable precautions to determine the service providers have appropriate procedures in place to prevent the unauthorized disclosure of the information. If we use such service providers, we will remain responsible for all work performed and any breach of our confidentiality arrangements by those service providers.

Management's Responsibilities

Our engagement will be conducted on the basis that management and, when appropriate, those charged with governance, acknowledge and understand that they have responsibility for:

- a. the preparation and fair presentation of the financial statements in accordance with the applicable financial reporting framework described above;
- b. the design, implementation, and maintenance of the system of internal control relevant to the preparation and fair presentation of financial statements that are free from material misstatement, whether due to fraud or error;
- c. the design, implementation, and maintenance of programs and controls to prevent and detect fraud;
- d. informing us of any known or suspected fraud involving management, employees with significant roles in the system of internal control and others where fraud could have a material effect on the financial statements (including any allegations of fraud or suspected fraud received in communications from employees, former employees, regulators, or others);
- e. providing us with:
 - i. access to all information of which management is aware that is relevant to the preparation and fair presentation of the financial statements, such as records, documentation, and other matters;
 - ii. additional information that we may request from management for the purpose of the engagement; and
 - iii. unrestricted access to persons from whom we determine it necessary to obtain evidence;
- f. including our report, and our report on any supplementary information if described above, in any document containing financial statements that indicates that such financial statements have been audited by us;
- g. identifying and ensuring compliance with the applicable laws and regulations;
- h. adjusting the financial statements to correct material misstatements and confirming to us in the management representation letter that the effects of any uncorrected misstatements aggregated by us during the current engagement and pertaining to the current period(s) under audit are immaterial, both individually and in the aggregate, to the financial statements as a whole;
- i. maintaining adequate records, selecting and applying accounting principles, and safeguarding assets;
- j. the accuracy and completeness of all information provided;

- k. with regard to the supplementary information referred to above: (a) the preparation of the supplementary information in accordance with the applicable criteria; (b) providing us with the appropriate written representations regarding supplementary information; (c) including our report on the supplementary information in any document that contains the supplementary information and that indicates that we have reported on such supplementary information; and (d) presenting the supplementary information with the audited financial statements, or if the supplementary information will not be presented with the audited financial statements, to make the audited financial statements readily available to the intended users of the supplementary information no later than the date of issuance by you of the supplementary information and our report thereon;
- l. the design, implementation, and maintenance of the system of internal control relevant to the preparation and fair presentation of financial statements that are free from material misstatement, whether due to violations of laws, governmental regulations, grant agreements, or contractual agreements;
- m. identifying all federal awards expended during the period;
- n. providing us with access to all information of which management is aware that is relevant to federal award programs;
- o. preparing the schedule of expenditures of federal awards (including notes and noncash assistance received) in accordance with the Uniform Guidance;
- p. the design, implementation, and maintenance of internal control over compliance;
- q. identifying and ensuring that entity complies with laws, regulations, grants, and contracts applicable to its activities and its federal award programs;
- r. following up and taking corrective action on reported audit findings from prior periods and preparing a summary schedule of prior audit findings;
- s. following up and taking corrective action on current period audit findings and preparing a corrective action plan for such findings;
- t. submitting the reporting package and data collection form to the appropriate parties;
- u. making us aware of any significant vendor relationships where the vendor is responsible for program compliance;
- v. informing us of facts that may affect the financial statements of which you may become aware during the period from the date of our report to the date the financial statements are issued; and
- w. confirming your understanding of your responsibilities in this letter to us in your management representation letter.

We understand that your employees will prepare all confirmations we request and will locate any documents or support for any other transactions we request.

If we agree herein or otherwise to perform any non-attest services (such as tax services or any other non-attest services), you agree to assume all management responsibilities for those services; oversee the services by designating an individual, preferably from senior management, with suitable skill, knowledge, or experience; evaluate the adequacy and results of the services; and accept responsibility for them. We will perform any such non-attest services in accordance with applicable professional standards.

During the course of our engagement, we will request information and explanations from management regarding operations, internal controls, future plans, specific transactions and accounting systems and procedures. At the conclusion of our engagement, we will also require, as a precondition to the issuance of our report, that management provide certain representations in a written letter concerning representations made to us in connection with our engagement. You agree that as a condition of our engagement, management will, to the best of its knowledge and belief, be truthful, accurate and complete in all representations made to us during the course of the engagement and in the written representation letter. The procedures we perform in our engagement and the conclusions we reach as a basis for our report will be heavily influenced by the written and oral representations that

January 23, 2026

we receive from management. False or misleading representations could cause us to expend unnecessary efforts in the engagement; or, worse, could cause a material error or a fraud to go undetected by our procedures.

The hiring of, or potential employment discussions with, any of our personnel could impair our independence. Accordingly, you agree to inform the engagement partner prior to any such potential employment discussions taking place.

Fees and Invoicing

We estimate the fee for this engagement will be \$83,000.

The total fee for our services will be determined by the complexity of the work performed and the tasks required. Individual hourly rates vary according to the degree of responsibility involved and the skills required and are subject to periodic review and change. It is understood that neither our fees nor the payment thereof will be contingent upon the results of this engagement.

Our fee estimate is based on anticipated cooperation from all involved and the assumption that unexpected circumstances will not be encountered during the engagement. If significant additional time is necessary, we will discuss the reasons with you and arrive at a new fee estimate before we incur the additional costs.

Our invoices for this engagement will be rendered each month as work progresses. Our invoices are payable in accordance with Texas Government Code § 2251.021, if applicable.

Documentation and Deliverable

The documentation we prepare pertaining to and in support of this engagement is our property and constitutes confidential information.

If you intend to make reference to our firm or include a report or portion of a report we issue in a published document or other reproduction that includes a modified version of the report or financial information to which it was attached, you agree to provide us with printers' proofs or masters for our review and approval before reproducing. You also agree to provide us with a copy of the final reproduced material for our written approval before it is distributed. If, in our professional judgment, the circumstances require, we may withhold our approval. This requirement does not pertain to distributing unmodified reports along with the attached financial information or dissemination of your financial information as a standalone document, such as on your website.

Unless we provide you with written consent in advance of such use, reports we issue are not intended to and should not be provided or otherwise made available for use in connection with the sale of debt or other securities. If, in our professional judgment, the circumstances require, we may withhold our consent.

Consistent with professional standards, our firm is subject to peer review and inspection by the PCAOB. Those programs require that our system of quality management and a sample of our work be periodically examined by another independent accounting firm or the PCAOB, respectively. A copy of our latest external peer review report is available at peerreview.aicpa.org. The work we perform for you may be selected for review. If it is, we will provide the reviewers with the required information without notice to you. Professional standards and PCAOB regulations provide the applicable confidentiality requirements.

[Signatures on Next Page]

January 23, 2026

Incorporated General Terms

Attached are our General Terms that provide additional terms (including but not limited to provisions on confidentiality, limitations on liability, indemnifications, dispute resolution, jury waiver, etc.) for this engagement. Those terms are incorporated and apply to all services described herein.

We appreciate the opportunity to assist you and look forward to working with you and your team.

Sincerely,


Weaver and Tidwell, L.L.P.

WEAVER AND TIDWELL, L.L.P.

Dallas, Texas

Please sign and return a copy of this letter to indicate acknowledgment of, and agreement with, the arrangements for our engagement as described herein, including each party's respective responsibilities. By signing below, the signatory also represents that they have been authorized to execute this agreement.

Irving Independent School District

By: 
Printed Name: Ferris Akhmed
Title: CFO
Date: 2/2/26

GENERAL TERMS

1. Expenses.

In addition to the fee for our services, reasonable and necessary out-of-pocket expenses we incur (such as parking, reproduction and printing, postage and delivery, and out-of-market travel, meals, and accommodations) will be invoiced at cost. The total amount stated on each invoice will include a separate administrative and technology charge. The charge represents an estimated allocation of our support personnel, telecommunication, and technology infrastructure expenses. The amount stated on each invoice will also include any sales, use, gross receipts, excise, or other transaction tax imposed on our fees or expenses.

2. Payment.

Any disagreement with the charges must be communicated to us in writing within thirty (30) days of the invoice date, after which any right to contest the invoices will be waived. For invoices not paid within sixty (60) days of the invoice date, a late charge will be added to any uncontested outstanding balance. The late charge will be assessed at a rate of half a percent (0.5%) of the unpaid balance per month. If invoices are not paid within ninety (90) days of the invoice date, this engagement (and any other engagements for the same party) will be placed on hold and we will stop work until the balance is brought current, or we may withdraw, and we will not be liable for any damages that may result.

3. Term.

A. This engagement ends at the earlier of the completion of our services described above, the provision of any deliverables described above, or the termination of this engagement. Any party may earlier terminate this engagement at any time with ten (10) days' written notice to the other party. If the engagement is terminated, our engagement will be deemed to have been completed upon written notification of termination, and we will be paid for our time expended and expenses incurred through the date of termination.

B. If we are requested to perform additional services not addressed in this engagement letter, we will communicate our ability to perform the services, the scope of additional services we agree to perform, and the fee arrangements we would use. We also may issue a separate engagement letter covering the additional services. In the absence of any other written communication from us documenting the arrangement for performance of such additional services, those services will continue to be governed by the terms of this engagement letter.

4. Ethical Conflict Resolution.

In the unlikely event that circumstances occur which we in our sole discretion believe could create a conflict with either the ethical standards of our firm or the ethical standards of our profession in continuing our engagement, we may suspend our services until a satisfactory resolution can be achieved or we may resign from the engagement. We will provide notice of such conflict as soon as practicable and discuss any possible means of resolving the conflict prior to suspending our services.

5. Non-Solicitation of Our Staff.

We value every one of our partners, employees, and contractors and have spent a great deal of time and resources to locate, train, and retain those individuals. Accordingly, during the term of this engagement letter and for two (2) years after the later of the termination of this engagement letter or conclusion of the performance of all of our services performed hereunder, no party, whether voluntarily or involuntarily, directly or indirectly, will solicit to employ or engage, on a partner, employee, contractor, or other basis, any of our partners, employees, or contractors who perform these services, without obtaining the prior written consent of our CEO or COO. This section shall not apply to a solicitation by general advertisement (e.g. website, social media posting, newspaper, etc.) or any employment or engagement resulting therefrom.

6. Confidentiality.

A. During the course of this engagement, the parties may disclose to each other, orally, in writing, or otherwise, information that is identified as or which is otherwise categorized by law as proprietary, confidential, or privileged ("Confidential Information"). Confidential Information does not include material which (i) is in the public domain through no fault of the receiving party, (ii) was already known to the receiving party before it was first disclosed to the receiving party by or on behalf of the disclosing party related to this engagement, (iii) is received by the receiving party from third-parties without confidentiality restrictions, unless those third-parties were acting for or on behalf of the disclosing party related to this engagement, or (iv) is developed by the receiving party independently of, and without reference to, any Confidential Information communicated to the receiving party by or on behalf of the disclosing party. We will use the Confidential Information disclosed to us during this engagement solely to perform services for which we have been engaged.

B. We may be requested to make the Confidential Information available to regulators and other government agencies, pursuant to authority given by law or regulation. Responding to many such requests is mandatory. In those

cases, access to such Confidential Information will be provided under our supervision and we may, upon their request, provide the regulator or agency with copies of all or selected portions of the Confidential Information. The requesting party may intend or decide to distribute the copies or information contained therein to others, including other regulators or agencies.

C. Unless otherwise stated herein, prohibited by law or direction of law enforcement, or agreed in writing, the parties will (i) provide prompt notice of any request received to make Confidential Information pertaining to this engagement, including any of our work product, available to outside parties not involved in the performance of these services and (ii) obtain written consent from the affected party before disclosing the Confidential Information in response to the request. If consent is withheld, the parties will cooperate with any lawful efforts taken to minimize the disclosure or protect the Confidential Information.

D. We will invoice for reasonable and necessary time (at our then-current standard hourly rates) and out-of-pocket expenses (including attorney's fees) we incur to respond to any request (such as a subpoena, summons, court order, or administrative investigative demand) pertaining to this engagement in a legal matter to which we are not a party. If we agree to perform additional substantive services related to or arising out of the request, such matters may be the subject of a new engagement letter.

E. The parties agree to maintain Confidential Information using the same standard of care each uses to protect its own information of like importance but in no case less than a reasonable standard of care.

F. All rights to Confidential Information (including patent, trademarks, copyrights, or other intellectual property rights) shall remain vested in the disclosing party, and no rights in the Confidential Information are vested in the receiving party, except the limited right to use the Confidential Information solely to perform its obligations or exercise its rights under this engagement letter.

G. We will return or destroy the Confidential Information upon the disclosing party's request within a reasonable period of time, except that we will maintain any copies of the Confidential Information for the period necessary to comply with any applicable laws or professional standards and our own document retention policy (e.g. we will maintain our workpapers for seven (7) years from the date of any attest report we issue). Following such a period, we may destroy the Confidential Information without notice.

H. We may at times provide (i) documents marked as drafts or (ii) preliminary or ancillary information or advice (not included in a final deliverable). Those documents, information, and/or advice are for review and consideration purposes only and should not be relied upon or distributed,

and should be destroyed, unless otherwise required by law. If further analysis, information, or advice is desired, we will be informed in writing. We may assist if the matter is within our expertise. Unless already encompassed by the scope of our engagement letter, if we agree to provide such further assistance, our services will be handled as additional services in the manner described above.

I. We may transmit and store data via email, the cloud, or other electronic and Internet-based mechanisms to facilitate this engagement. Please be aware that those mediums inherently pose a risk of misdirection or interception of Confidential Information. Any request to limit such transmissions or use a different means of transmission or storage must be made in writing and we will not be responsible for any resulting compromise in data security.

J. We do not act as the host or repository of financial or non-financial information or as an information back-up service provider for our clients. It is the responsibility of our clients to maintain a complete set of their own financial and non-financial data and records. If some portion of the data and records is contained only within our files, inform us before the issuance of our deliverable and we will provide a copy.

K. Unless otherwise stated herein or agreed in writing, neither this engagement nor engagement letter is intended for the benefit of any third party. Any party may inform us of any third party who will receive our deliverable. If we are not informed in writing by a party, we are not aware of the identity of such third parties and we do not anticipate their reliance upon our professional services or deliverable unless otherwise agreed in writing.

7. Limitations on Liability and Indemnifications.

A. Each party to this engagement letter other than us gives the following releases and indemnifications to us and our affiliates' partners, employees, and contractors, and each of their heirs, executors, personal representatives, successors and assigns ("Our Representatives"). We and Our Representatives are hereby released, indemnified, and held harmless, from and against any liability and costs, including related liabilities, losses, damages, costs, expenses, and attorneys' fees, resulting from or arising out of: (i) knowing misrepresentations or unintentional or unauthorized disclosures to us or Our Representatives by any party (other than us) or the officers, employees, or others acting or purporting to act on their behalf, (ii) disclosure of our work product to anyone not a party this engagement letter who we were not informed of in advance, or (iii) misdirection, interception, or failed delivery of information connected with this engagement during transmission, submission, or storage.

B. Our and Our Representatives' total aggregate liability pertaining to this engagement and engagement letter shall be limited to one (1) times the amount of our fees (excluding any reimbursable expenses) the party bringing the claim paid to us for the services in question. In no event shall we or Our Representatives be liable for indirect, incidental, consequential, special, multiple, exemplary, or punitive losses or damages—even if advised of their possible existence.

C. Satisfaction of a claim or cause of action arising from nonattest services (if any) which are part of this engagement or performed pursuant to this engagement letter shall only be sought from the limited liability partnership, Weaver and Tidwell, L.L.P. In no event will our partners, directors, employees, or agents be individually liable for any liability, damages, expenses, or losses of any nature, caused by or resulting from the engagement, engagement letter, or use of our work product. While we are entering into this engagement letter on our own behalf, this paragraph is also intended for the benefit of Our Representatives.

D. All limitations on liability and indemnifications contained herein shall apply to the fullest extent permissible by applicable laws and professional standards (including, without limitation, any applicable rules and interpretations of the AICPA, PCAOB, and SEC), regardless of the cause of action (whether contract, negligence, or otherwise), except as finally determined to have resulted solely from our fraud, gross negligence, or willful misconduct.

8. Dispute Resolution Procedure including Jury Waiver.

A. No claim arising out of or relating to this engagement or engagement letter shall be filed more than two (2) years after the earlier of the termination of this engagement or the date of the delivery of our work product in question, if any. This limitation applies and begins to run even if no damage or loss has been suffered, or the injured or damaged party has not become aware of the existence or possible existence of a dispute.

B. If a dispute arises out of or relates to this engagement or engagement letter, or the breach thereof, and if the dispute cannot be settled through negotiation, the parties agree first to try in good faith to settle the dispute by mediation before resorting to litigation. In such event, the parties will attempt to agree upon a location, mediator, and mediation procedures, but absent such agreement any party may require mediation in Houston, Texas, administered by the AAA under its Commercial Mediation Procedures.

C. This engagement letter and all disputes between the parties shall be governed by, resolved, and construed in accordance with the laws of the State of Texas, without regard to conflict-of-law principles. Any action arising out of or relating to this engagement or engagement letter shall

only be brought in, and each party agrees to submit and consent to the exclusive jurisdiction of the federal or state courts in the State of Texas and convenience of those situated in Harris County, Texas.

D. Each party hereby irrevocably waives any right it may have to trial by jury in any proceeding arising out of or relating to this engagement or this engagement letter.

E. Whenever possible, this engagement letter shall be interpreted in such a manner as to be effective and valid under applicable laws, regulations, or published interpretation, but if any term of this engagement letter is declared illegal, unenforceable, or unconscionable, that term shall be severed or modified, and the remaining terms of the engagement letter shall remain in force. The court should in such case modify any term declared to be illegal, unenforceable, or unconscionable in a manner that will retain the intended term as closely as possible.

F. If because of a change in status or due to any other reason, any of the terms of this engagement or any contract we have now or enter into in the future with any of the other parties, would be prohibited by, or would impair our independence when required under laws, regulations or published interpretations by governmental bodies, professional organizations or other regulatory agencies, such provision shall, to that extent, be of no further force and effect and the contract shall consist of the remaining portions.

9. Miscellaneous.

A. We have non-CPA owners who may provide services pertaining to this engagement.

B. We do not provide legal advice or services. If necessary, refer to appropriate legal counsel for advice or services of that nature.

C. This engagement letter sets forth all agreed upon terms and conditions of our engagement with respect to the matters covered herein and supersedes any that may have come before. This engagement letter may not be amended or modified except by further writing signed by all the parties. Any provisions of this engagement letter which expressly or by implication are intended to survive its termination or expiration will survive and continue to bind the parties. The use of electronic signatures or multiple counterparts to execute this engagement letter shall have the same force and effect as a manually or physically signed original instrument.



Report on the Firm's System of Quality Control

November 19, 2025

To the Partners of Weaver & Tidwell, L.L.P.
and the National Peer Review Committee

We have reviewed the system of quality control for the accounting and auditing practice of Weaver & Tidwell, L.L.P. (the firm) applicable to engagements not subject to Public Company Accounting Oversight Board (PCAOB) permanent inspection in effect for the year ended May 31, 2025. Our peer review was conducted in accordance with the Standards for Performing and Reporting on Peer Reviews established by the Peer Review Board of the American Institute of Certified Public Accountants (Standards).

A summary of the nature, objectives, scope, limitations of, and the procedures performed in a system review as described in the Standards may be found at www.aicpa.org/prsummary. The summary also includes an explanation of how engagements identified as not performed or reported on in conformity with applicable professional standards, if any, are evaluated by a peer reviewer to determine a peer review rating.

Firm's Responsibility

The firm is responsible for designing and complying with a system of quality control to provide the Firm with reasonable assurance of performing and reporting in conformity with the requirements of applicable professional standards in all material respects. The firm is also responsible for evaluating actions to promptly remediate engagements deemed as not performed or reported on in conformity with the requirements of applicable professional standards, when appropriate, and for remediating weaknesses in its system of quality control, if any.

Peer Reviewer's Responsibility

Our responsibility is to express an opinion on the design of and compliance with the firm's system of quality control based on our review.

Required Selections and Considerations

Engagements selected for review included engagements performed under *Government Auditing Standards*, including compliance audits under the Single Audit Act; audits of employee benefit plans, an audit performed under FDICIA, and examinations of service organizations (SOC 1 and SOC 2 engagements).

As a part of our peer review, we considered reviews by regulatory entities as communicated by the firm, if applicable, in determining the nature and extent of our procedures.

Opinion

In our opinion, the system of quality control for the accounting and auditing practice of Weaver & Tidwell, L.L.P. applicable to engagements not subject to PCAOB permanent inspection in effect for the year ended May 31, 2025, has been suitably designed and complied with to provide the firm with reasonable assurance of performing and reporting in conformity with applicable professional standards in all material respects. Firms can receive a rating of *pass*, *pass with deficiency(ies)* or *fail*. Weaver & Tidwell, L.L.P. has received a peer review rating of *pass*.

A handwritten signature in cursive script that reads "Eide Bailly LLP".

Eide Bailly LLP



CONSENT AGENDA ITEM - BIDS

Tuesday, February 17, 2026

TOPIC

Consider Approval Of The Region 10 Multi-Region Purchasing Cooperative (R10MRPC) Interlocal Agreement For The Purchase Of Food Products For The 2026-2027 School Year

PRESENTED BY

ADRIAN BROWN

BACKGROUND

The Irving ISD Board of Trustees annually approves the renewal of the Region 10 Multi-Region Purchasing Cooperative Agreement (R10MRPC) for the purchase of various categories of Food Products. The cooperative provides a compliant manner of purchasing, and the Food Services Department has expressed satisfaction with the products and pricing provided by the vendors.

Categories of products available for purchase under this Agreement include, but not limited to, Mainline Food Items, Supplemental Nutritional Products, Chemicals, Beverages, Ice Cream, Sanitation Systems and Commodity Processing. In addition, the food coop provides a more expansive product selection.

The Administration therefore recommends that the Board approve and execute the R10MRPC Cooperative Agreement for the 2026-2027 school year.

FUNDING SOURCE

Federal Child Nutrition Funds

COSTS

Estimated \$10,000,000.00 Annually

ADMINISTRATIVE RECOMMENDATION

The Administration recommends the Renewal of Region 10 Multi-Region Purchasing Cooperative (R10MRPC) Interlocal Agreement for the Purchase of Various Food related products for the 2026-2027 School Year.

RECOMMENDED BOARD MOTION

I move that the Board Approve the Region 10 Multi-Region Purchasing Cooperative Interlocal Agreement for the Purchase of Food Products for the 2026-2027 School Year.

AGENDA SHEET

MEETING DATE

Tuesday, February 17, 2026

TOPIC

Consider Approval Of The Region 10 Multi-Region Purchasing Cooperative (R10MRPC) Interlocal Agreement For The Purchase Of Food Products For The 2026-2027 School Year

ITEM NO.

RECOMMENDED VENDORS

Region 10 Multi-Region Purchasing Cooperative

CONTRACT TYPE

Interlocal Agreement

CONTRACT TERM OR ONE TIME PURCHASE

One-Year Term

SOLE SOURCE VENDOR & DOCUMENTATION

NA

VENDOR IS AT LEAST 51% WOMAN OR MINORITY BUSINESS

No

TO THE BEST OF MY KNOWLEDGE, THE RECOMMENDED VENDOR(S) PROVIDES THE BEST VALUE FOR THE DESCRIBED GOODS OR SERVICES. I FURTHER CERTIFY THE ADMINISTRATION HAS COMPLETED THE PROCUREMENT PROCEDURES REQUIRED BY APPLICABLE STATE AND FEDERAL STATUTES AND REGULATIONS, BOARD POLICY CH(LOCAL).



ASSISTANT DIRECTOR OF PURCHASING

MEMORANDUM

To: **Adrian Brown**
Assistant Director of Purchasing

Fernando Natividad
Chief Financial Officer

From: **Olga Rosenberger**
Executive Director of Student Nutrition and Extended School Programs

Date: November 14, 2025

Subject: Recommendation for Renewal of Region 10 Multi-Region Purchasing Cooperative Agreement

We recommend renewal of the Region 10 Multi-Region Purchasing Cooperative (R10MRPC) Agreement to procure Full-Line Groceries, Kitchen Chemicals, Cleaning Supplies, Small Wares, GDSN Connection Software, Sanitation Systems & Safety Training, Kitchen Equipment Repair Services and USDA Foods for Further Processing.

This recommendation represents the best value for the district. The R10MRPC, with its vast purchasing power and staff to manage the cooperative, will not only provide better pricing, but will reduce costs associated with advertising and paperwork, as well as reduce time spent on the bidding process. An additional benefit of purchasing through the R10MRPC is that it will address documentation requested in the Texas Department of Agriculture Procurement Review process.



Olga Rosenberger
Executive Director of Student Nutrition and extended School Programs



PURCHASING RENEWAL RECOMMENDATION

DATE: December 2, 2025

TO: Board of Trustees,
Magda Hernandez, Superintendent of Schools

FROM: Adrian Brown, Assistant Director of Purchasing

SUBJECT: Approval of Renewal of Region 10 Multi-Region Purchasing Cooperative (R10MRPC) for the Purchase of Mainline Food Items, Supplemental Nutrition Products, Chemicals, Beverages, Ice Cream, Sanitation Systems and Commodity Processing for the 2026-2027 School Year.

Purchasing concurs with the recommendation from the Director of Food and Nutrition Services to approve the renewal of the Interlocal Agreement with Region 10 Purchasing Cooperative for the purchase of Mainline Food Items, Supplemental Nutrition Products, Chemicals, Beverages, Ice Cream, Sanitation Systems and Commodity Processing for SY 2026-2027. Participation in such Purchasing Cooperative Programs is authorized under Section 8.053 of the Texas Education Code.

The cooperative can provide the district with better pricing and a more expansive product selectin. The district recommends the board approve the purchase of Mainline Food Items, Supplemental Nutrition Products, Chemicals, Beverages, Ice Cream, Sanitation Systems and Commodity Processing.

The Region 10 Multi-Region Purchasing Cooperative is a totally self-funded entity through a vendor participation fee. This fee is collected directly from the awarded vendors. Lastly, purchases made from R10MRPC will be compliant with EDGAR requirements.

TO THE BEST OF MY KNOWLEDGE, THE RECOMMENDED VENDOR PROVIDES THE BEST VALUE FOR THE DESCRIBED SERVICES. I FURTHER CERTIFY THE ADMINISTRATION HAS COMPLETED THE PROCUREMENT PROCEDURES REQUIRED BY APPLICABLE STATE AND FEDERAL STATUTES AND REGULATIONS, BOARD POLICY CH(LOCAL).

A handwritten signature in black ink that reads "Adrian Brown". The signature is written in a cursive style and is positioned above a horizontal line.

ADRIAN BROWN
ASSISTANT DIRECTOR OF PURCHASING



ACTION REQUIRED!
Due Date: February 27, 2026

October 10, 2025

Re: Membership and Participation in the Region 10 ESC Multi-Region Purchasing Cooperative, SY 2026-2027

Dear Food Service Director Addressed:

Multi-Region Purchasing Cooperative (hereafter "R10MRPC") requires all Interlocal Agreements (hereafter "Agreement") to be approved by each Recipient Agency's (hereafter "RA") Board of Directors if applicable. Completed Agreements must be submitted with proof of Board approval or authorized signature. The Agreement encompasses membership roles, responsibilities, and bid participation for the agreement term. Region 10 Education Service Center is the "Coordinating Entity and Fiscal Agent" for R10MRPC.

This packet includes the Interlocal Agreement for RAs participating in the School Nutrition Programs that wish to purchase food service products or services through the R10MRPC formally procured and awarded bids. If the RA does not plan to purchase from any of the awarded bids, there is no need to complete this Interlocal Agreement.

The **Interlocal Agreement** (pages 3-11) is a "membership and participation" agreement that commences on July 1st and extends through June 30th of the following calendar year. By signing the Agreement, you agree to the General Provisions of Member Roles and Responsibilities with your bid participation selection(s) indicating your entity's purchasing commitment. Members must provide estimated quantities for each product planned for each bid category selected. This is done through a specialized software created by R10MRPC called "Maestro Forecasting."

The Multi-Region Purchasing Cooperative is fully self-funded through a Vendor Participation Fee. This fee is collected directly from the awarded vendors offering commercial products only. Fees are used to cover expenses related to the administration and operation of R10MRPC and the growth in services and benefits offered to our members. Studies indicate that school districts benefit through cooperative participation with considerable cost savings. While the purchasing power of the R10MRPC is significant, the costs of goods and services continue to rise annually. Studies prove that schools participating in a child nutrition purchasing cooperative receive better pricing and a higher selection of products with higher fill rates. Additional benefits of participating in the R10MRPC include training and technical support for child nutrition programs, compliant solicitations, and high-level customer service.

Thank you for considering participating in the SY 2026-2027 with R10MRPC. If you have any questions, please contact me.

Sincerely,

Keri Warnick
Program Coordinator
Keri.warnick@region10.org
972.348.1448

Enclosures

INTERLOCAL AGREEMENT

The following Interlocal Agreement (pages 3-11) is to be completed by all recipient agencies (RA) that wish to participate in Region 10 ESC Multi-Region Purchasing Cooperative (R10MRPC) and purchase from formally procured bids.

This Interlocal Agreement is a one-year agreement for the school year 2026-2027 (July 1, 2026, through June 30, 2027). If completed, a fully executed copy will be returned to the RA and kept on file with R10MRPC indefinitely.

Each RA wishing to purchase from any procured and awarded bid must complete and sign all required pages. Each RA is asked to consider which bids best fit their needs. R10MRPC requires members to forecast their product and/or service needs through R10MRPC's customized software before all bid renewals and new bids are released.

The fully completed and signed Interlocal Agreement must be approved by your school Board of Trustees or Authorized Representative and returned no later than February 28, 2026. Please note that Interlocal Agreements received after the due date or later after bids have been released may not be approved due to forecasting requirements and procurement regulations.

Please return pages 3-11 of the completed Agreement to:
Angela McCrary: angela.mccrary@region10.org

Region 10 Education Service Center
Multi-Region Purchasing Cooperative
SY26-27: INTERLOCAL AGREEMENT

This Interlocal Agreement (hereafter the "Agreement") is entered into by and between the agencies shown below as contracting parties for a single-year term, per the section entitled "Membership Term" below. The Member Recipient Agency (RA) is responsible for paying vendors' invoices for goods and services purchased by the RA through the effective termination date. Region 10 ESC is the MRPC "Coordinating Entity and Fiscal Agent."

Contracting Parties

Region 10 Education Service Center <small>Fiscal Agent/Coordinating Entity</small>	057-950 <small>County District Number</small>	
Irving ISD	057-912	000-281
<small>District/Recipient Agency Name (RA)</small>	<small>RA County District Number</small>	<small>RA ID (WBSCM Operation ID)</small>

STATEMENT OF SERVICE'S TO BE PERFORMED

The Region 10 Multi-Region Purchasing Cooperative (hereafter the "R10MRPC") organizes and administers the child nutrition cooperative purchasing and commodity processing program for RAs in Texas. Authority for such service is granted by Section 8.053 of the Texas Education Code, Chapter 791 of the Texas Government Code, and Chapter 271, Subchapter F, of the Texas Local Government Code. The goal of MRPC is to obtain substantial savings on food service items through volume purchasing. There is no fee to join R10MRPC.

MEMBERSHIP:

Membership is a single-year term in the R10MRPC. The R10MRPC offers a variety of formally procured bids utilizing the competitive requests for proposals (RFP) method to assist RAs with their fiscal budgetary needs. RAs may commit to any bid(s) that best fits their needs. Members' bid selection is a commitment to purchase from the R10MRPC awarded vendor(s). Before releasing any formal solicitation or bid renewal, members must provide estimated quantities/forecasts for each product they plan to purchase on each bid selected. Currently, the following formally procured bids are offered:

- | | |
|---|-------------------------------|
| 1. USDA Processed Foods | 7. Fresh Produce & Raw Meats |
| 2. Full-Line Grocery Distributor (to include processed commodities) | 8. Fresh Bread |
| 3. Manufacturer Direct-to-District Delivery (commercial foods; approval required) | 9. Milk Full-Service Delivery |
| 4. Small-wares | 10. Ice Cream Novelties |
| 5. Kitchen Chemicals & Cleaning Products (products only) | 11. Chips and Snacks |
| 6. Sanitation System & Safety Training (services) | 12. Beverages (container) |
| | 13. GDSN Connection Software |

LIMITATION OF AGREEMENT:

The R10MRPC reviews this Agreement annually to ensure compliance with United States Department of Agriculture (USDA) and Texas Department of Agriculture (TDA) regulations. If, following such review, the R10MRPC discovers that any provision contained herein is not in accordance with USDA and TDA regulations, R10MRPC will have 30 days to make all necessary updates and require that each participating RA sign a new Agreement. If R10MRPC does not amend the provision within the given timeframe, the RA may terminate this agreement on 10 days' written notice to R10MRPC. Child Nutrition Federal Funds are governed by USDA and TDA regulations. EDGAR does not apply to child nutrition federal funds.

GENERAL PROVISIONS:

1. The Parties agree to comply with all applicable federal, state, and local statutes, ordinances, rules, and regulations in connection with the procurement activities and programs contemplated under this Agreement. This Agreement is subject to all applicable present and future valid laws governing such programs.
2. This Agreement shall be governed by the law of the State of Texas and the venue for any dispute resolution shall be in the county where the administrative offices of Region 10 ESC are located, which is currently Dallas County, Texas.
3. The R10MRPC reserves the right, but is not obligated, to add additional members and allow participation. Adding an RA may "materially change the existing contract(s)" and, thereby, require rebidding of said contract(s). Consequently, the RA may not be permitted to participate in those affected contracts to avoid rebidding and negatively impacting the membership in place at the time of the current contract(s) award. The membership of a new RA may become effective upon any new bids, rebids being awarded, new fiscal year, or as permitted at the sole discretion of the R10MRPC.
4. This Agreement and any addenda executed by the parties contains the entire agreement of the Parties hereto concerning the matters covered by its terms, and it may not be modified in any manner without the express written consent of both Parties. Modifications may be required by law or regulation, which shall require action by the R10MRPC and the RA. Failure to act by either party, within a reasonable period, on legally required modifications shall constitute good cause to terminate this Agreement effective upon written notification to the other party.
5. If any term(s) or provision(s) of this Agreement are held by a court of competent jurisdiction to be invalid, void, or unenforceable, the remainder of the provisions of this Agreement shall remain in full force and effect.
6. The Executive Director of Region 10 ESC or his or her designee and authorized agent of the member district shall attempt to resolve any disputes that develop under this Agreement. If any dispute is unable to be resolved, both Parties agree to nonbinding mediation before either Party may resort to litigation. The selection of the mediator shall be mutually agreed upon, and the costs for such mediation borne equally between the Parties.

7. No Party to this Agreement waives or relinquishes any immunity or defense on behalf of itself, its trustees, directors, officers, employees, and agents, because of its execution of this Agreement or the performance of the functions and obligations set forth herein.

8. All parts of this Agreement, when executed by both Parties, are binding upon the Parties, and may be changed only by written agreement executed by authorized representatives of the Parties.

9. Per USDA Federal Regulations and TDA Administrator's Reference Manual (ARM) Section 17, the R10MRPC is a Child Nutrition Program (CNP) Operator-Only Cooperative that is categorized as a "for-profit cooperative". Per ARM Section 17, R10MRPC is required to return "unanticipated profits" to the member. This Agreement allows R10MRPC to deduct the cost of services from the collected vendor fees and pay any remaining amount to members regularly. The R10MRPC's "profit margin", for purposes of this Agreement, shall be defined as the revenue received by the R10MRPC through the charging of the vendor fees outlined in the "Membership Fees" section below minus the expenses to the R10MRPC to operate the cooperative. The Coordinating Entity shall retain the profit margin; however, any revenue received more than the profit margin ("unanticipated profit") will be distributed to the R10MRPC's participating members by the Fiscal Agent. R10MRPC is not permitted per state regulations to collect a profit from sales of processed commodities.

R10MRPC adheres to the following rebate system.

- A. R10MRPC will collect all Vendor Participation Fees quarterly.
- B. R10MRPC does not charge a Vendor Fee to any USDA commodity processor.
- C. R10MRPC will utilize a year-end revenue report that details each participating member's generated sales with each awarded vendor.
 - 1) R10MRPC applies an equal percentage of the operational cost to each RFP.
 - 2) Total overhead and expenses are calculated for each RFP based on shared percentage.
 - 3) Total collected revenue is calculated against shared operational costs for each RFP. Any RFP that does not generate enough revenue to cover the shared percentage of expenses is not eligible for a rebate.
 - 4) Any member purchasing USDA commodity foods through our awarded grocery distributor will receive a rebate of collected fees minus the shared expenses.
 - 5) Any member participating in bids that have an excess of fees collected beyond the shared expenses will receive a rebate.
 - 6) Rebate amounts are calculated in October once the Region 10 ESC books are closed.
 - 7) Rebate checks are mailed to each eligible participating member in late November or December. Checks include a letter with instructions about the rebate check and that it must be deposited into the child nutrition fund account.
 - 8) R10MRPC will send out an email notification to each food service director that includes the amount of their rebate.

10. This Agreement and any modification(s) may be executed in separate copies; however, the Agreement must be Board of Trustee approved and physically signed by both participating parties using a "physical signature." Electronic or typed signatures will not be accepted. This Agreement may be exchanged and/or transmitted electronically via fax or scanned email. Proof of Board approval acceptable to R10MRPC must be submitted along with a completed and signed Agreement.

Membership Term. This Agreement shall be for a one-year term unless sooner terminated per the provisions of this Agreement. The conditions outlined in this Agreement shall apply to this single-year term. The Agreement year for each purchasing cooperative program commences July 1st and will extend through June 30th of the following calendar year.

Membership Fees. No membership fee shall be directly charged to participating members of the R10MRPC.

The United States Department of Agriculture (USDA) does not allow federal funds received by ESC Child Nutrition components to be used to support purchasing cooperatives. Therefore, the R10MRPC is a fully self-funded entity through a "Vendor Participation Fee" on all commercial sales. This fee is collected directly from the awarded vendors in the fixed amount of .0085 for every \$1.00 of revenue. R10MRPC "does not charge" any fees to the Commodity Processors. All fees are used to cover expenses related to the administration, direct operation, and growth in services or software programs offered by the Cooperative to the members that benefit their foodservice operation. RAs, even though they may incur these fees indirectly, pay no direct fee to R10MRPC for participation.

The parties agree that the payments under this Agreement and any related exhibits and documents are amounts that fairly compensate the Coordinating Entity for the services or functions to be performed under the Agreement.

Authorization to Participate. The R10MRPC and each RA represent and warrant, by the execution and delivery of the Interlocal Agreement, that they have obtained all requisite authority through governing board action to enter and perform the terms of this Agreement. Proof of Board approval through Board meeting notes is accepted. If your school does not have a Board of Directors, the authorized representative's signature is acceptable.

Cooperation and Access. Each party agrees to cooperate with any reasonable requests for information and records made by the other party. Each party reserves the right to audit the relevant records of the other party during normal business hours. Any breach of this Article shall be considered material and shall make the Agreement subject to termination on ten (10) days' written notice to the RA.

Primary and Secondary Contact. The RA agrees to appoint a primary and secondary contact who shall have express authority to represent and bind the RA, and R10MRPC will not be required to contact any other individual regarding program matters. Any notice to a primary or secondary contact shall be binding upon the RA. The RA reserves the right to change the designated contacts as needed by giving written notice to R10MRPC. Such notice is not effective until actual receipt by R10MRPC.

Defense and Prosecution of Claims. The RA authorizes the Fiscal Agent, only concerning matters arising out of or contemplated by this Agreement: (1) to control the commencement, defense, intervention, or participation in a judicial, administrative, or other governmental proceeding; (2) to represent the R10MRPC in an arbitration, mediation, or any other form of alternative dispute resolution; (3) to represent the R10MRPC in any other appearance necessary to protect the rights of the R10MRPC relating to actions concerning any past or current, including any appearances and actions in litigation, claim or dispute; and (4) to engage legal counsel and appropriate experts that, in the Fiscal Agent's sole discretion, will assist with such defense or prosecution of any action or claim in matters arising out of this Agreement. The RA agrees that any suit brought against R10MRPC, the Fiscal Agent, or a R10MRPC or Fiscal Agent employee or agent may be defended in the name of R10MRPC, Region 10 Education Service Center, or the RA by the

counsel selected by the Fiscal Agent, in its sole discretion, or its designee, on behalf of and at the expense of the R10MRPC as necessary for the prosecution or defense of any litigation or claim. Full cooperation by the RA shall be extended to supplying any information needed or requested by the Fiscal Agent or R10MRPC in such prosecution or defense. Subject to specific revocation, the RA designates the Fiscal Agent to function as a class representative on its behalf in matters arising from this Agreement.

Governance. R10MRPC shall be governed by the Fiscal Agent’s Board of Trustees (hereinafter the “Board”) per applicable law and regulations. Procurement processes and procedures are governed by applicable laws and regulations.

Limitations of Liability. The Fiscal Agent, its endorsers, and servicing contractors do not guarantee that the operation or use of R10MRPC services will be uninterrupted or error-free. The Fiscal Agent, its endorsers, and servicing contractors, disclaim all warranties, express or implied, regarding any information, product, or service furnished under this Agreement, including without limitation, any implied warranties of merchantability or fitness for a particular purpose. The Parties agree that regarding all causes of action arising out of or relating to this Agreement, neither Party shall be liable to the other under any circumstances for special, incidental, consequential, or exemplary damages, even if it has been advised of the possibility of such damages.

Notice. Any written notice to the R10MRPC or the Fiscal Agent shall be made by: first class mail, postage prepaid and delivered to the Multi-Region Purchasing Cooperative, Region 10 Education Service Center, 400 E Spring Valley Rd, Richardson, TX 75081-1300; Attn: Keri Warnick (contact person); or emailed to keri.warnick@region10.org with a copy to sue.hayes@region10.org.

Acceptance of USDA Foods Sent for Further Processing. The R10MRPC, through the Fiscal Agent, is granted the right to issue a cooperative bid/proposal (RFP) for the processing of selected USDA commodity foods donated by participating members. The R10MRPC, through the Fiscal Agent, is further granted the right to enter a Contract for Services with the commodity food processor(s) receiving the processing award(s) for agreed-upon processed end-products, to execute a service agreement on behalf of participating members. Participating members will have the right and responsibility to accept the processed end-product(s) for the life of the contract between R10MRPC, through the Fiscal Agent, and the processor for all commodity foods donated to, and for which processing was subsequently procured through, the R10MRPC. Excess commodities may be distributed according to USDA or TDA regulations and guidance.

Payment for Goods. Each Party, paying for any goods or services under this Agreement or related to this Agreement, must pay for such goods and services from available current revenues only.

PARTY ROLES AND RESPONSIBILITIES:

Role of the R10MRPC, through the Fiscal Agent:

1. Provide for the organizational and administrative structure of the program.
2. Provide staff with the time necessary for the efficient operation of the program.
3. The R10MRPC shall coordinate the Competitive Procurement Process for all Awarded Contracts using the Formal Procurement method of Requests for Proposals (RFP).
4. The R10MRPC shall follow the local, State, and Federal procurement guidelines as listed below:

- a. United States Department (USDA) Code of Federal Regulations (2 CFR) parts 200.318-200.327 and Appendix II, along with any other required CFR citations.
 - b. Texas Department of Agriculture's (TDA) Administrator's Reference Manual (ARM) Sections 16 and 17, 17a, 17b, and 17c.
 - c. Requiring Board of Directors' approval of all R10MRPC bid award recommendations.
 - d. Texas Education Code 44.031 relating to purchasing contracts.
 - e. Education Department General Administrative Regulations (EDGAR) as the guidelines pertain to Purchasing Cooperatives' procuring on behalf of its RAs. EDGAR refers to and requires Child Nutrition Food Purchasing Cooperatives to adhere to USDA Federal Regulations located at 2 CFR 200.318-200.327.
 - f. Form 1295 will be required to be filled out and filed with the Texas Ethics Commission by all awarded vendors and will be managed by the Fiscal Agent's Business Office.
5. Send solicitations for the Further Processing of USDA foods to all companies found on the TDA "Approved List of Vendors" without limitations.
 6. Enter into a detailed agreement with distributors that distribute processed end-products containing USDA Foods including language to ensure proper resolution of errors such as data, pricing, product, reports, etc.
 7. Do the following regarding USDA Foods:
 - a. Track and assist RAs with the management of their USDA Processed Foods inventory balances to ensure compliance with TDA and USDA Foods inventory requirements.
 - b. Assist RAs with Sales Verifications of end products sold through a distributor, including but not limited to verification of rebates, discounts, and credits.
 - c. Provide RAs with information on commodity processing, including, but not limited to, anticipated delivery dates, product recalls or production issues, discontinued products, and replacement recommendations.
 - d. Receive quantity requests from RAs for commodity processing through district entries into the online software and prepare appropriate quantity totals by item.
 - e. Provide a delivery schedule, on behalf of each RA, for all selected USDA Foods for Further Processing to each processor and distributor based on information collected from each RA.
 8. The R10MRPC assumes no responsibility for failure of delivery by vendors, however, the R10MRPC will assist all RAs with service and product quality issues to ensure all vendors adhere to the terms and conditions of the awarded contract.
 9. Initiate and implement activities related to the bidding and vendor selection process. Competitive bidding procedures for Texas public schools using Child Nutrition federal funds will be strictly followed.
 10. Provide RAs with procedures for ordering, delivery, and billing.
 11. Mediate problems/concerns between vendors and RAs.
 12. Provide RAs access to all records, reports, and documents to ensure rebates, discounts and other applicable credits will accrue to the RA.
 13. Make available or provide easy access to all procurement documents created and received for each awarded RFP and vendor, as required and in compliance with State Agency Administrative and Procurement Reviews.
 14. Act ethically always and in accordance with all federal, state, and local guidelines.
 15. Create an Advisory Committee to function as liaison between R10MRPC and the membership base if needed, communicate information received from TDA to R10MRPC as necessary, and review sample products to assist in the streamlining of offered bid awards and best products.

Role of the RA:

1. Commit to the General Provisions and Roles and Responsibilities of this Agreement by authorization of its governing body (School Board of Trustees or Authorized Person) and by execution by an approved foodservice employee in the appropriate spaces on page 11 (physical signature copy must be provided to R10MRPC promptly following execution).
2. Designate primary and secondary contacts.
3. Commit to purchasing from each selected bid on the Bid Participations Selection, page 10.
4. Provide an estimated quantity for each of the products planned for purchase using the required online software Maestro Forecasting or as requested by the Program Coordinator during any single-year term of Participation. A RA that does not forecast may place themselves at risk of not being allowed to purchase from the awarded vendor due to material change in contract value based on adding products.
5. Comply with all USDA and TDA regulations.
6. Prepare purchase orders issued to the appropriate vendor from the official award list provided by R10MRPC.
7. Accept shipments of products ordered from vendors per standard purchasing procedures.
8. Address product warranties and product qualities with the manufacturer.
9. Pay vendors' net amount due within agreed-upon terms after receipt of a correct monthly statement.
10. Participate in bid evaluation committees for the bids that the RA is utilizing. Evaluation committee meetings will include, but not be limited to, face-to-face group meetings, online voting, or any other form of participation as requested by the R10MRPC.
11. Act ethically always and in accordance with all Federal, State, and local guidelines, as well as R10MRPC Member Roles. The R10MRPC shares information with participating members that at times is considered confidential and proprietary. Members may be asked to sign Non-Disclosure Agreements and agree to adhere to the terms set forth in those agreements. Future membership in the R10MRPC may be jeopardized based on unethical handling of sensitive R10MRPC and/or vendor information.
12. Attend R10MRPC meetings and training classes to stay informed of the cooperative processes and services offered. Training classes are specific to the "tools" offered by R10MRPC. Attending meetings and classes helps ensure your success as a participating RA in the R10MRPC.
13. Participate in a Member Advisory Committee when offered. The Member Advisory Committee is a small committee of R10MRPC participating members formed every 2 years. The Advisory Committee serves as the liaison for all participating members when a conflict or concern arises regarding R10MRPC if needed and annually reviews all procurement practices by the R10MRPC to ensure compliance in all areas, along with other tasks.
14. The following roles will apply to participating members who commit entitlement dollars for the USDA processed commodity foods:
 - a. The RA shall access the Web Based Supply Chain Management (WBSCM) system on a regular basis to effectively manage USDA Foods entitlement, food requests, and allocations.
 - b. The RA shall track and manage USDA Foods inventory balances to ensure compliance with TDA and USDA Foods inventory requirements, i.e., inventory levels shall not exceed a six (6) month supply at any given time; access processor tracking systems (K12 Foodservice, ProcessorLink, or other) on a regular basis; and report inventory issues to R10MRPC.
 - c. The RA shall conduct Sales Verifications of end-products sold through a distributor, t verification of rebates, discounts, and credits.
 - d. The RA shall maintain copies of the original Label from the product, carton; or a photograph of label as it appears on the original product carton if available.

BID PARTICIPATION SELECTIONS for SY 2026-2027

The following Bid Participation agreement, as an integrated part of the Agreement, is entered into by and between the District/RA, as indicated below, and Region 10 Multi-Region Purchasing Cooperative (R10MRPC) for participation in one or more of the R10MRPC awarded bids. This agreement is a single-term agreement effective July 1, 2026, through June 30, 2027.

The R10MRPC formally procures competitive RFPs (Request for Proposals) on behalf of all participating members. Each member is required to complete this Bid Participation Agreement and forecast all products planned for purchase when required if they wish to utilize the R10MRPC awarded bids during the term of this agreement.

To help the R10MRPC represent the most accurate information to potential bidders, ***please place a check mark to the left of each bid listed below from which you "plan" to purchase during the SY 2026-2027.*** Each RFP is explained on the next page to assist you in the best decision as to which bid(s) best fits your needs. The R10MRPC does not guarantee that any item will be purchased, however, members should seriously consider each selected bid as member forecasting of each product planned on each selected bid is required prior to the release of a new bid or renewal bid.

<input checked="" type="checkbox"/>	Full-Line Grocery, NOI/FFS Distributor
<input checked="" type="checkbox"/>	USDA Foods For Further Processing
<input type="checkbox"/>	Milk: Full-Service Delivery
<input type="checkbox"/>	Fresh Bread
<input type="checkbox"/>	Ice Cream Novelties
<input type="checkbox"/>	Beverages (container)
<input type="checkbox"/>	Manufacturer Direct-to-District (commercial foods) – requires MRPC approval

<input type="checkbox"/>	Chips & Snacks
<input type="checkbox"/>	Fresh Produce & Raw Meat
<input checked="" type="checkbox"/>	Small Wares
<input checked="" type="checkbox"/>	Kitchen Chemicals & Cleaning Supplies
<input checked="" type="checkbox"/>	Sanitation Systems & Safety Training
<input checked="" type="checkbox"/>	GDSN Connection Software
<input checked="" type="checkbox"/>	Kitchen Equipment Repair Services

Please provide us with your district's main address as listed on your website or in the directory:

Irving ISD

Administration Building

District Name

Campus/Bldg. Name

2621 W. Airport Freeway

Irving

TX 75062

Street Number & Name

City

State Zip Code

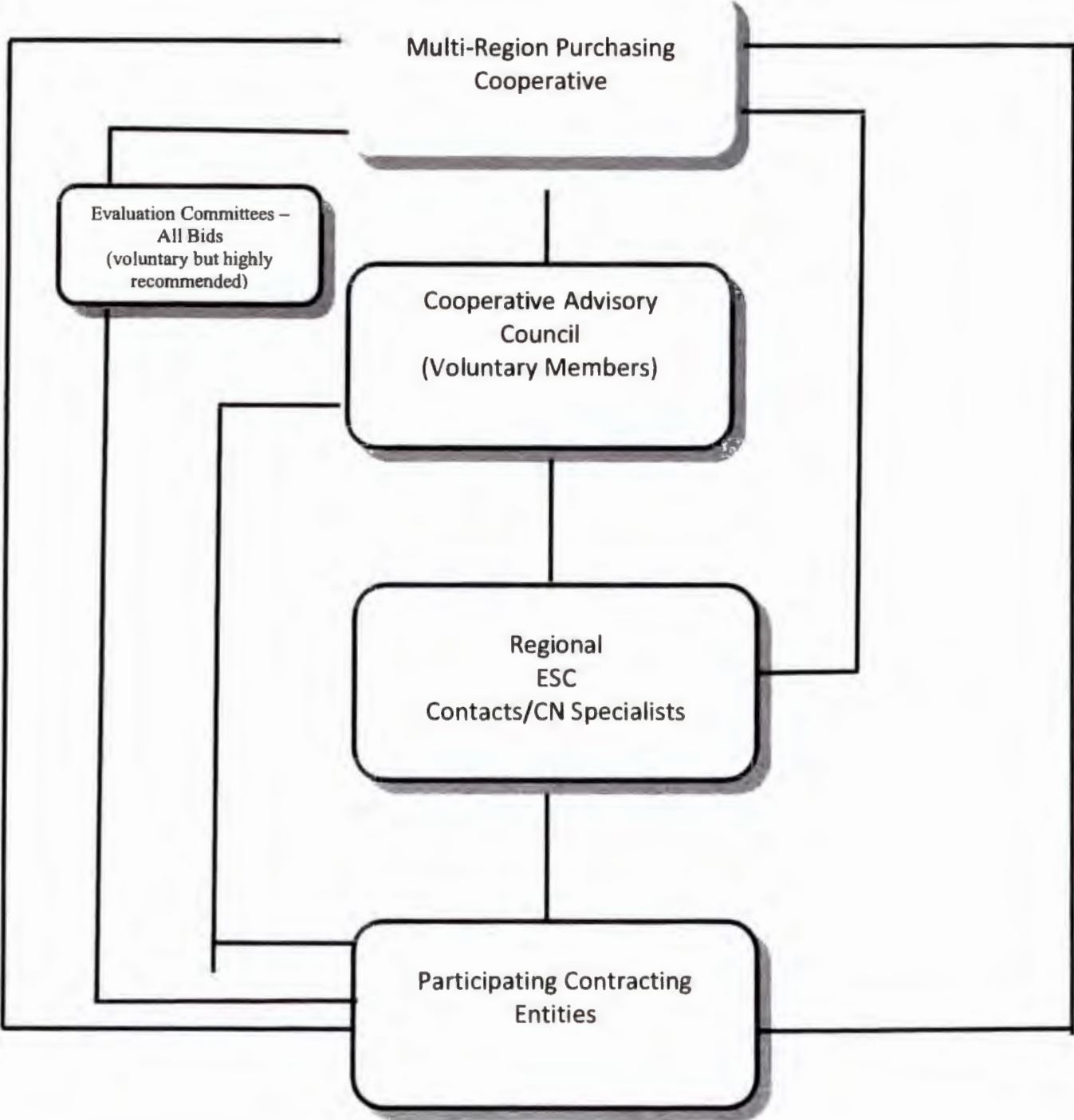
Bids Overview

Each year awarded bids are either renewed, if options are available, or released as new based on factors such as no remaining renewal options, material change in contract value, growth in cooperative membership participation, too many discontinuations or new items to consider, or restructuring of the areas to be serviced in the cooperative. The following is the list of RFPs that will be offered in SY26-27 and information if they will be new or renewed.

Bid Category	Bid Description	Current RFP #	Bid Status for SY26-27	Vendors To Be Renewed	Contract Year In SY26-27
Beverages - Container	Drinks in containers such as Coke, Dr Pepper, Gatorade, Water, that meet Smart Snack and/or used for before or after school events if managed by foodservice	2022-01-12	Renewal	Coca Cola; Dr Pepper; Master's Distribution	5 of 5
Chips & Snacks	Smart Snack approved chips and snacks for a' la carte sales	2022-02-13	Renewal	Master's Distribution	5 of 5
Fresh Bread	Direct delivery from bread vendor to campuses. Fresh bread products	2023-02	Renewal	Bimbo Bakery, Flowers Bakery	4 of 5
Fresh Produce & Raw Meats	Fresh produce and raw meat; produce held to monthly market price	2023-04	Renewal	Brother's Food Service; Farmers Market Ft Worth; R Craig Stephens; Walnut Creek Farms; Hardie's; Freshpoint	4 of 5
Full-Line Grocery, NOI & FFS Distributor	Main-line distributor of commercial foods, processed commodity foods, fresh produce, and non-food foodservice items.	TBD	New		1st
Ice Cream	Frozen Ice Cream novelties, delivered directly from vendor, smart snack compliant	TBD	New Bid		1st

Bid Category	Bid Description	RFP # In SY26-27	Will This Bid Be Renewed?	Vendors To Be Renewed	Contract Year In SY25-26
Kitchen Chemicals & Cleaning Supplies	Kitchen and cafeteria cleaning supplies such as chemicals, mops, gloves, as well as testing kits, etc.	2022-08	Renewal	Complete Supply, Eco Lab, Kirby	5 of 5
Manufacturer Direct-to-District	Direct delivery in bulk quantities to approved RAs of commercial foods only. Must have a loading dock, ability to unload the truck and large storage areas.	TBD	New		1st
Milk - Full-Service Delivery	Milk delivery, rotation and restock of needed products.	2025-01	Renewal	Oak Farms, Gandy's, Hiland	2 of 5
Sanitation Systems & Safety Training	Sanitation System, monthly visit from rep to restock needed sanitation products; staff training and safety training classes available	TBD	New		1st
Small Wares	All types of small wares for foodservice needs	2022-09	Renewal	Ace Mart, Sam Tell & Son, Strategic Equipment	5 of 5
USDA Foods for Further Processing	Processed USDA foods received through direct delivery, distributor, or contracted warehouse	2025-20	New	Multiple processors	1st
Software Services	GDSN Connection Software Service: Connect to product data in the Global Data Synchronization Network (GDSN) through an online software platform.	2024-01	Renewal	inTEAM Associates	3 of 5
Kitchen Equipment Repair Services	Repair services for multiple types of commercial equipment.	2025-02	Renewal	Multiple Vendors	2 of 5

Region 10 Education Service Center
Multi-Region Purchasing Cooperative



TOPIC

Consider Approval Of The Renewal Of Award For Request For Proposal (RFP) No. 24-14-887 For The Purchase Of STEM Curriculum

PRESENTED BY

ADRIAN BROWN

BACKGROUND

On March 25, 2024, the Board of Trustees Approved the Award of RFP No. 24-14-887 for the Purchase of STEM Curriculum. Multiple vendors were approved to provide standard K-8 STEM Curriculum and associated software. Curriculum and Software purchased are designed to engage students in appropriate activities that integrate science, technology, engineering, arts, and mathematics to support academic, behavioral, and social emotional growth. Materials are purchased on an "as needed" basis.

The Administration Recommends that the Board Approve the Renewal of Award for RFP No. 24-14-887 for the Purchase of Purchase of STEM Curriculum for one (1) year through March 2027.

FUNDING SOURCE

Various Funds

COSTS

Estimated cost of \$200,000 Annually

ADMINISTRATIVE RECOMMENDATION

The Administration Recommends the Board Approve the Renewal of Award for Request for Proposal (RFP) No. 24-14-887 for the Purchase of STEM Curriculum.

RECOMMENDED BOARD MOTION

I Move that the Board approve the Renewal of Award for Request for Proposal (RFP) No. 24-14-887 for the Purchase of STEM Curriculum.

AGENDA SHEET

MEETING DATE

Tuesday, February 17, 2026

TOPIC

Consider Approval Of The Renewal Of Award For Request For Proposal (RFP) No. 24-14-887 For The Purchase Of STEM Curriculum

ITEM NO.

RECOMMENDED VENDORS

Attachment 3 – Awarded Vendors

CONTRACT TYPE

Request For Proposal

CONTRACT TERM OR ONE TIME PURCHASE

One (1) Year With One (1) Additional 12-Month Option


SOLE SOURCE VENDOR & DOCUMENTATION

N/A

VENDOR IS AT LEAST 51% WOMAN OR MINORITY BUSINESS

No

TO THE BEST OF MY KNOWLEDGE, THE RECOMMENDED VENDOR(S) PROVIDES THE BEST VALUE FOR THE DESCRIBED GOODS OR SERVICES. I FURTHER CERTIFY THE ADMINISTRATION HAS COMPLETED THE PROCUREMENT PROCEDURES REQUIRED BY APPLICABLE STATE AND FEDERAL STATUTES AND REGULATIONS, BOARD POLICY CH(LOCAL).



ASSISTANT DIRECTOR OF PURCHASING



MAGDA
HERNANDEZ
Superintendent of
Schools

To: Adrian Brown, Assistant Director of Purchasing
From: Anha Gomez,
Deputy Superintendent of Leadership and Learning

Date: 1/8/2026

BOARD OF
TRUSTEES:

**Subject: Consider Approval of the Renewal of Award for
Request for Proposal (RFP) No. 24-14-887 for the
Purchase of STEM Curriculum**

A.D. JENKINS,
President

MICHAEL KELLEY,
Vice President

The STEM and Innovation Department is recommending the
Renewal of Award of RFP No. 24-14-887 for STEM Curriculum
that will be provided by multiple vendors to Irving ISD students on
an “as needed basis”.

LISA LOBB
Secretary

NUZHAT HYE

The intent of the STEM and Innovation Department is to engage
students in developmentally appropriate activities that integrate
science, technology, engineering, arts, and mathematics to support
academic, behavioral, and social emotional growth. STEM
Curriculum offered by vendors include standards aligned STEM
based lessons and units for grades K-8. This curriculum will be
used to develop STEM programs at Barton Elementary, Farine
Elementary, and DeZavala Middle School. The STEM Curriculum
will impact our Tier 1 elementary and middle school students by
allowing students opportunities to learn academic content using
advanced technology and engineering concepts.

RANDY RANDLE

MARY RICHARTE

It is anticipated that the STEM and Innovation Department will not
exceed \$200,000 annually in total. The funds used to purchase
these materials will come from local and federal funds.

Sincerely,

Anha Gomez,
Deputy Superintendent of Leadership and Learning


IRVING
Independent School District
PURCHASING DEPARTMENT

PURCHASING RENEWAL RECOMMENDATION

From: Adrian Brown,
Assistant Director of
Purchasing

To: Board of Trustees
Magda Hernandez,
Superintendent of Schools

Date: January 12, 2026

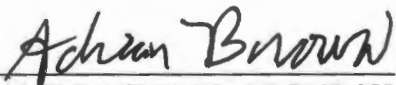
Subject: **Recommendation: Consider Approval of the Renewal of Award for Request for Proposal (RFP) No. 24-14-887 for the Purchase of STEM Curriculum**

Twenty-six (26) proposals were received in March of 2024 in response to RFP No. 24-14-887 for the Purchase of STEM Curriculum.

Recommendation is made to renew the Award of RFP No. 24-14-887 for the Purchase of STEM Curriculum to the vendors listed in Attachment A – List of Awarded Vendors. Vendors will be utilized on an “as needed” basis and price quotes will be obtained prior to each purchase.

Purchasing concurs with the recommendation to approve the renewal of the award. The estimated amount recommended for the award is \$200,000 annually.

TO THE BEST OF MY KNOWLEDGE, THE RECOMMENDED VENDOR PROVIDES THE BEST VALUE FOR THE DESCRIBED SERVICES. I FURTHER CERTIFY THE ADMINISTRATION HAS COMPLETED THE PROCUREMENT PROCEDURES REQUIRED BY APPLICABLE STATE AND FEDERAL STATUTES AND REGULATIONS, BOARD POLICY CH(LOCAL).


ASSISTANT DIRECTOR OF PURCHASING

TOPIC

Consider Approval Of The Renewal Of Award For Request For Proposal (RFP) No. 25-29-872 For The Purchase Of Training And Consultant Services And Speakers

PRESENTED BY

ADRIAN BROWN

BACKGROUND

On March 24, 2025, the Board approved Request for Proposals (RFP) No. 25-29-872 for the Purchase of Training and Consultant Services and Speakers. Fifty-seven (57) vendors were found to comply with the minimum requirements of the RFP.

The RFP Scope covers Training and Professional Development Services and Speakers for staff and administrators on an as needed basis. The Services provided will focus on supporting grades K-12 teachers, administrators, and other district personnel using a variety of training methods including face-to-face, online, training-of-trainers, on the job coaching and observation.

The multiple vendor award ensures the availability of sufficient vendors and a variety of products and services to meet the district's needs. The administration recommends that the Board Approve the award for one (1) year with the option to renew for two (2) additional years through the 2028-2029 school year.

FUNDING SOURCE

Various Local and Federal Funds

COSTS

To be determined by actual purchases.

ADMINISTRATIVE RECOMMENDATION

The Administration Recommends the Board Approve the Renewal of Award of Request for Proposal (RFP) No.25-29-872 for Purchase of Training and Consultant Services and Speakers.

RECOMMENDED BOARD MOTION

I move that the Board Approve the Renewal of Award of RFP No. 25-29-872 for Purchase of Training and Consultant Services and Speakers.

AGENDA SHEET

MEETING DATE

Tuesday, February 17, 2026

TOPIC

Consider Approval Of The Renewal Of Award For Request For Proposal (RFP) No. 25-29-872 For The Purchase Of Training And Consultant Services And Speakers

ITEM NO.

RECOMMENDED VENDORS

Attachment 3 - Awarded Vendors

CONTRACT TYPE

Request For Proposal

CONTRACT TERM OR ONE TIME PURCHASE

One (1) Year With The District's Option To Renew Annually For Two (2) Additional One-Year Periods Through The 2028-2029 School Year

SOLE SOURCE VENDOR & DOCUMENTATION

N/A

VENDOR IS AT LEAST 51% WOMAN OR MINORITY BUSINESS

No

TO THE BEST OF MY KNOWLEDGE, THE RECOMMENDED VENDOR(S) PROVIDES THE BEST VALUE FOR THE DESCRIBED GOODS OR SERVICES. I FURTHER CERTIFY THE ADMINISTRATION HAS COMPLETED THE PROCUREMENT PROCEDURES REQUIRED BY APPLICABLE STATE AND FEDERAL STATUTES AND REGULATIONS, BOARD POLICY CH(LOCAL).

Adrian Brown

ASSISTANT DIRECTOR OF PURCHASING

From: Dr. Kristina Feldner
Director of Professional Learning

To: Adrian Brown
Assistant Director of Purchasing

Date: January 20, 2026

Subject: **Recommendation: Consider Approval of Renewal of the Award for Request for (RFP) No. 25-29-872 for the Purchase of Training and Consultant Services and Speakers**

On March 24, 2025, the Board approved the Award of (RFP) No. 25-29-872 for the Purchase of Training and Consultant Services and Speakers.

The multiple vendor award ensures availability of sufficient vendors to meet the District's needs for professional development, training and consultant services, and support various needs of the District's instructional programs.

The committee recommends renewal of Request for Proposal (RFP) No. 25-29-872 for the Purchase of Training and Consultant Services and Speakers for a one (1)-year term, with the option to renew for up to two (2) additional one-year periods through the 2028–2029 school year.



KRISTINA FELDNER, ED.D.
DIRECTOR OF PROFESSIONAL LEARNING

PURCHASING AWARD RECOMMENDATION

From: Adrian Brown
Assistant Director of
Purchasing

To: Board of Trustees
Magda Hernandez, Superintendent of Schools

Date: January 20, 2026

Subject: Recommendation: Consider Approval of the Renewal of Award for Request for Proposal (RFP) No. 25-29-872 for the Purchase of Training and Consultant Services and Speakers

Recommendation is made to Approve the Renewal of Award for Request for Proposal (RFP) No. 25-29-872 for the Purchase of Training and Consultant Services and Speakers. Fifty-seven (57) vendors were approved to comply with the requirements as outlined in the Scope. The multiple vendor award ensures availability of sufficient vendors to meet the District's needs for professional development, training and consultant services, and support various needs of the District's instructional programs.

Purchasing concurs with the recommendation to renew the award of (RFP) No. 25-29-872 for the Purchase of Training and Consultant Services and Speakers

TO THE BEST OF MY KNOWLEDGE, THE RECOMMENDED VENDOR PROVIDES THE BEST VALUE FOR THE DESCRIBED SERVICES. I FURTHER CERTIFY THE ADMINISTRATION HAS COMPLETED THE PROCUREMENT PROCEDURES REQUIRED BY APPLICABLE STATE AND FEDERAL STATUTES AND REGULATIONS, BOARD POLICY CH(LOCAL).


ASSISTANT DIRECTOR OF PURCHASING

TOPIC

Consider Approval Of The Purchase Of State Board Of Education-Approved Texas Bluebonnet Learning K-5 Spanish Reading Language Arts And Math Materials

PRESENTED BY

ADRIAN BROWN

BACKGROUND

The Instructional Materials Review and Approval (IMRA) process, established under House Bill 1605, centralizes the State Board of Education's (SBOE) authority over the review and approval of instructional materials. IMRA ensures quality, suitability, and alignment to the Texas Essential Knowledge and Skills (TEKS) and English Language Proficiency Standards (ELPS). Included on the IMRA 2025-approved materials list are the Texas Bluebonnet Learning K-5 Spanish Reading Language Arts and Math Instructional Materials which were implemented as a pilot in all K-5 classrooms during the 2025-2026 school year.

FUNDING SOURCE

The purchases will be funded by the Open Education Resource (OER) in-kind print per-student entitlement, and the SBOE-approved instructional materials per-student entitlement, all issued by the Texas Education Agency (TEA).

COSTS

Estimated \$1,500,000, Depending on Actual Enrollment

ADMINISTRATIVE RECOMMENDATION

The Administration Recommends the Board Approve the Adoption and Purchase of the State Board of Education-Approved Texas Bluebonnet Learning K-5 Spanish RLA and Math Instructional Materials.

RECOMMENDED BOARD MOTION

I Move that the Board Approve the Adoption and Purchase of the State Board of Education-Approved Texas Bluebonnet Learning K-5 Spanish RLA and Math Instructional Materials.

AGENDA SHEET

MEETING DATE

Tuesday, February 17, 2026

TOPIC

Consider Approval Of The Purchase Of State Board Of Education-Approved Texas Bluebonnet Learning K-5 Spanish Reading Language Arts And Math Materials

ITEM NO.

RECOMMENDED VENDORS

State Board Of Education Approved Publishers And Vendors

CONTRACT TYPE

State Board Of Education Approved Publishers And Vendors

CONTRACT TERM OR ONE TIME PURCHASE

Multiple Years As Authorized


SOLE SOURCE VENDOR & DOCUMENTATION

N/A

VENDOR IS AT LEAST 51% WOMAN OR MINORITY BUSINESS

No

TO THE BEST OF MY KNOWLEDGE, THE RECOMMENDED VENDOR(S) PROVIDES THE BEST VALUE FOR THE DESCRIBED GOODS OR SERVICES. I FURTHER CERTIFY THE ADMINISTRATION HAS COMPLETED THE PROCUREMENT PROCEDURES REQUIRED BY APPLICABLE STATE AND FEDERAL STATUTES AND REGULATIONS, BOARD POLICY CH(LOCAL).



ASSISTANT DIRECTOR OF PURCHASING

To: Adrian Brown, Assistant Director of Purchasing
From: Judy Boone, Director of Digital & Learning Resources
Date: January 22, 2026
Subject: Texas Bluebonnet Learning K-5 Spanish RLA and Math Materials

Mr. Brown,

The Instructional Materials Review and Approval (IMRA) process, established under House Bill 1605, centralizes the State Board of Education's (SBOE) authority over the review and approval of instructional materials. IMRA ensures that materials align with Texas Essential Knowledge and Skills (TEKS) and English Language Proficiency Standards (ELPS), meet quality and suitability criteria, and comply with specifications. During the 2025 IMRA Cycle, SBOE reviewed K–5 Spanish Language Arts, Reading, and Mathematics materials, incorporating public review and feedback. Following approval, SBOE provided the materials list in December 2025 to ensure transparency and compliance with state education requirements.

Depending on actual enrollment, we estimate that we will pay no more than \$1,500,000 annually for Texas Bluebonnet Learning Spanish Reading Language Arts and Math Instructional Materials for Irving Independent School District students in grades K-5. This amount covers all print, digital, and consumable materials for a (1) year period and teacher materials for the endurance of the adoption. The purchases will be funded by the Open Education Resource (OER) in-kind print per-student entitlement, the SBOE-approved instructional materials per-student entitlement, and the instructional materials allotment (IMA), all issued by the Texas Education Agency (TEA).

Sincerely,

Judy Boone,
Director of Digital & Learning Resources
Irving Independent School District
jboone01@irvingisd.net || 972-600-4820

RECOMMENDATION FOR BOARD APPROVAL

From: Adrian Brown, Assistant Director of Purchasing

To: Board of Trustees
Magda Hernandez, Superintendent of Schools

Date: January 23, 2026

Subject: Recommendation: Consider Approval of the Purchase of State Board of Education-Approved Texas Bluebonnet Learning K-5 Spanish Reading Language Arts and Math Materials

Purchasing concurs with the recommendation from Judy Boone, Director of Digital & Learning Resources, and Ahna Gomez, Deputy Superintendent of Leadership and Learning, to Adopt and Purchase Texas Bluebonnet Learning RLA and Math Materials.

TEC §31.103(d) re: Procurement of SBOE-approved instructional materials
A school district is not required to use a method provided by Section 44.031(a) to purchase instructional materials that have been reviewed by the agency under Section 31.023 and included on the list of approved instructional materials maintained by the State Board of Education under Section 31.022.

All purchases will be made through Vendors and Providers approved through the State Board of Education's (SBOE).

TO THE BEST OF MY KNOWLEDGE, THE RECOMMENDED VENDOR PROVIDES THE BEST VALUE FOR THE DESCRIBED SERVICES. I FURTHER CERTIFY THE ADMINISTRATION HAS COMPLETED THE PROCUREMENT PROCEDURES REQUIRED BY APPLICABLE STATE AND FEDERAL STATUTES AND REGULATIONS, BOARD POLICY CH(LOCAL).


ASSISTANT DIRECTOR OF PURCHASING

TOPIC

Consider Approval Of The Renewal Of Award For Request For Proposal (RFP) No. 22-40-914 For The Purchase And Installation Of Security Cameras And Related Services

PRESENTED BY

ADRIAN BROWN

BACKGROUND

On March 21, 2022, the Board Approved the Award of RFP No. 22-40-914 for the Purchase and Installation of Security Cameras and Related Services. The award was given to McKinney Security Systems, LLC. The Original award was for three (3) years with the option to renew for three (3) additional 12-month periods.

The Scope of Work includes providing the District with new Security Camera Systems, both indoor and outdoor at Campuses as needed, and performing as needed related repair and maintenance services on an ongoing basis. School Safety and Security Services have reported the vendor has provided satisfactory service in accordance with the Scope and Specifications of the award.

The Administration Recommends that the Board Approve the Renewal of the Award for an additional twelve (12) month term. This is the second of three (3) annual renewal options.

FUNDING SOURCE

Various Local & Bond Funds

COSTS

Estimated Amount not to exceed \$1,000,00.00 annually

ADMINISTRATIVE RECOMMENDATION

The Administration Recommends the Board Approve the Renewal of Award of RFP No. 22-40-914 for the Purchase and Installation of Security Cameras and Related Services for an Additional Twelve (12) Months through March 2027.

RECOMMENDED BOARD MOTION

I move that the Board to Approve the Renewal of Award of RFP No. 22-40-914 for the Purchase and Installation of Security Cameras and Related Services for an Additional Twelve (12) Months through March 2027.

AGENDA SHEET

MEETING DATE

Tuesday, February 17, 2026

TOPIC

Consider Approval Of The Renewal Of Award For Request For Proposal (RFP) No. 22-40-914 For The Purchase And Installation Of Security Cameras And Related Services

ITEM NO.

RECOMMENDED VENDORS

McKinney Security Systems, LLC

CONTRACT TYPE

Request For Proposal (RFP)

CONTRACT TERM OR ONE TIME PURCHASE

Second Of Three (3) Additional One-Year Options.


SOLE SOURCE VENDOR & DOCUMENTATION

NA

VENDOR IS AT LEAST 51% WOMAN OR MINORITY BUSINESS

No

TO THE BEST OF MY KNOWLEDGE, THE RECOMMENDED VENDOR(S) PROVIDES THE BEST VALUE FOR THE DESCRIBED GOODS OR SERVICES. I FURTHER CERTIFY THE ADMINISTRATION HAS COMPLETED THE PROCUREMENT PROCEDURES REQUIRED BY APPLICABLE STATE AND FEDERAL STATUTES AND REGULATIONS, BOARD POLICY CH(LOCAL).



ASSISTANT DIRECTOR OF PURCHASING



Kevin Dodge
Director of School Safety and Security

MAGDA HERNANDEZ
Superintendent of Schools

To: Adrian Brown, Assistant Director of Purchasing

Through: Andre Smith, Chief of Administrative Services

From: Kevin Dodge, Director of Safety and Security

Date: January 22, 2026

SUBJECT: Recommendation for Renewal of Award of Irving ISD RFP No. 22-40-914 Purchase, Installation of Security Cameras & Related Services

The Safety and Security Department recommends that RFQ No. 22-40-914 Purchase, Installation of Security Cameras and Related Services be renewed to McKinney Security Systems, for an amount the amount not to exceed \$1,000,000.00 in a budget year.

I, Kevin Dodge, Director of School Safety and Security, approve the results of the evaluation committee and recommend renewal of award of RFP No. 22-40-914 Purchase, Installation of Security Cameras and Related Services to McKinney Security Solutions.

A handwritten signature in black ink that reads "Kevin Dodge".

Kevin Dodge
Director of School Safety and Security

Mailing Address: P.O. Box 152637 Irving, Texas 75015-2637
Service Center, 3620 Valley View Irving, Texas 75062 | Tel. 972-600-5103

PURCHASING RENEWAL RECOMMENDATION

Date: January 23, 2026

TO: Board of Trustees,
Magda Hernandez, Superintendent of Schools

FROM: Adrian Brown, Assistant Director of Purchasing

SUBJECT: **Recommendation: Approving Renewal of Award for RFP No. 22-40-914 for Purchase, Installation of Security Cameras, and Related Services**

On March 21, 2022, the Board approved the award of RFP No. 22-40-914 for the Purchase of Security Cameras to McKinney Security Systems, LLC.


The vendor has primarily been utilized by the School Safety and Security Department to purchase security cameras and related services district wide using various local and bond funds with an approximate cost, not to exceed, \$1,000,000.00.

This is not an exclusive award as the district reserves the right to procure from other cooperative contract vendors when appropriate.

I recommend approving the renewal of award of RFP No. 22-40-914 for Purchase, Installation of Security Cameras, and Related Services to the following vendor:

McKinney Security Systems, LLC

TO THE BEST OF MY KNOWLEDGE, THE RECOMMENDED VENDORS PROVIDE THE BEST VALUE FOR THE DESCRIBED SERVICES. I FURTHER CERTIFY THE ADMINISTRATION HAS COMPLETED THE PROCUREMENT PROCEDURES REQUIRED BY APPLICABLE STATE AND FEDERAL STATUTES AND REGULATIONS, BOARD POLICY CH(LOCAL).


ASSISTANT DIRECTOR OF PURCHASING



CONSENT AGENDA ITEM - BIDS

Tuesday, February 17, 2026

TOPIC

Consider Approval Of the Award For Request For Proposal (RFP) No. 26-06-914 For The Purchase Of Fire Suppression Systems And Related Services

PRESENTED BY

ADRIAN BROWN

BACKGROUND

On November 18, 2025, Irving ISD received proposals from eight (8) vendors in response to RFP No. 26-06-914 for the purchase of Fire Suppression Systems and Related Services. The Proposals were evaluated by the Facilities and Maintenance Department and all vendors were found to be in compliance with the specifications, scope of work, and other requirements that were outlined in the RFP.

The multiple vendors awarded will ensure availability of sufficient products to meet the district's needs. Purchases will be made on an "as needed" basis. Facility Services will obtain quotes from vendors prior to purchase to ensure competitive pricing. This award will be for one (1) year with the option to renew for three (3) additional 12-month periods.

FUNDING SOURCE

Various Local and Bond Funds

COSTS

Estimated \$250,000 annually

ADMINISTRATIVE RECOMMENDATION

The Administration recommends the Board approve the award of RFP No. 26-06-914 for the purchase of Fire Suppression Systems and Related Services to multiple vendors for one (1) year with the option to renew for three (3) additional 12-month periods.

RECOMMENDED BOARD MOTION

I Move that the Board Approve the Award of RFP No. 26-06-914 for the Purchase of Fire Suppression Systems and Related Services for one (1) year with the option to renew for three (3) additional 12-month periods.

AGENDA SHEET

MEETING DATE

Tuesday, February 17, 2026

TOPIC

Consider Approval Of the Award For Request For Proposal (RFP) No. 26-06-914 For The Purchase Of Fire Suppression Systems And Related Services

ITEM NO.

RECOMMENDED VENDORS

Refer To Attachment 3

CONTRACT TYPE

RFP

CONTRACT TERM OR ONE TIME PURCHASE

One Year (1) With Three (3) Additional One-Year Options


SOLE SOURCE VENDOR & DOCUMENTATION

N/A

VENDOR IS AT LEAST 51% WOMAN OR MINORITY BUSINESS

No

TO THE BEST OF MY KNOWLEDGE, THE RECOMMENDED VENDOR(S) PROVIDES THE BEST VALUE FOR THE DESCRIBED GOODS OR SERVICES. I FURTHER CERTIFY THE ADMINISTRATION HAS COMPLETED THE PROCUREMENT PROCEDURES REQUIRED BY APPLICABLE STATE AND FEDERAL STATUTES AND REGULATIONS, BOARD POLICY CH(LLOCAL).



ASSISTANT DIRECTOR OF PURCHASING



MEMO

DATE: December 8, 2025

TO: Adrian Brown
Assistant Director of Purchasing

FROM: Gilberto Garcia
Assistant Director of Facilities & School Support Services

CC: Dr. Andre Smith
Chief of Administrative Services


RE: Consider Approval of Request for RFP # 26-06-914 for the purchase of Fire Suppression Systems and Related Services

Facilities Services is requesting the Irving ISD Board of Trustees award to all proposals provided in response to RFP #26-06-914 for the purchase of Fire Suppression Systems and Related Services.

Vendors recommended are Boss Fire Protection, Century Fire Protection, Communication Concepts, FireWise Texas, Hood Boss, Quality Sound and Communications, Service Fire Equipment, and Siemens Industry.

We are requesting all companies that submitted responsive proposals to the RFP be included due to the nature of each business and the variety of services covered. All companies will be utilized for Fire Suppression and Related Services on an as needed basis.

Sources of Funding: Special Project Funds/Maintenance Review Funds/ Bond and Local Maintenance Funds


Gilberto Garcia
Assistant Director of Facilities and School Support Services

PURCHASING AWARD RECOMMENDATION

Date: December 9, 2025
TO: Board of Trustees,
 Magda Hernandez, Superintendent of Schools
FROM: Adrian Brown, Assistant Director of Purchasing
SUBJECT: **Recommendation: Approving Award for RFP # 26-06-914 for Fire Suppression Systems and Related Services**

Eight (8) vendors responded to RFP #26-06-914 for Fire Suppression Systems and Related Services. Following the initial evaluation of the proposals by Purchasing, all eight (8) were deemed responsive and met the requirements outlined in the RFP.

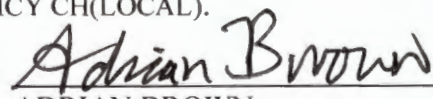
These vendors will primarily be utilized by Facility Services to purchase Fire Suppression Systems and related services “as needed” using local and bond funds with an approximate cost of \$250,000.00 annually.

This is not an exclusive award as the district reserves the right to procure from other cooperative contract vendors when appropriate.

I recommend approving the award of RFP #26-06-914 for Fire Suppression Systems and Related Services to the following vendors:

Boss Fire Protection, LLC	Hood Boss Systems, LLC
Century Fire Protection	Quality Sound and Communications
Communication Concepts, Ltd.	Service Fire Equipment, LLC
FireWise Texas, LLC	Siemens Industry, Inc

TO THE BEST OF MY KNOWLEDGE, THE RECOMMENDED VENDORS PROVIDE THE BEST VALUE FOR THE DESCRIBED SERVICES. I FURTHER CERTIFY THE ADMINISTRATION HAS COMPLETED THE PROCUREMENT PROCEDURES REQUIRED BY APPLICABLE STATE AND FEDERAL STATUTES AND REGULATIONS, BOARD POLICY CH(LOCAL).


 ADRIAN BROWN
 ASSISTANT DIRECTOR OF
 PURCHASING

Recommended Vendors
RFP No. 26-06-914
Fire Suppression Systems and Related Services

Vendors (Alphabetical)
Boss Fire Protection, LLC
Century Fire Protection
Communication Concepts
FireWise Texas, LLC
Hood Boss, LLC
Quality Sound and Communications
Service Fire Equipment, LLC
Siemens Industry, Inc.

TOPIC

Consider Approval Of The Renewal Of Award For Request For Proposal (RFP) No. 23-26-914 And (RFP) No. 23-26-914A For The Purchase Of Plumbing Parts, Supplies, And Related Services

PRESENTED BY

ADRIAN BROWN

BACKGROUND

On February 21, 2023, the Board approved the award of RFP No. 23-26-914 and RFP No. 23-26-914A for the Purchase of Plumbing Parts, Supplies and Related Services. Thirteen (13) vendors were awarded to ensure availability of products for the variety of plumbing needs throughout the district.

The vendors listed on Attachment 3, have provided satisfactory service and products in accordance with specifications, pricing, and terms of the RFP. Purchases against this award are made on an "as needed basis."

The Administration therefore recommends that the Board approve the renewal of award for RFP No. 23-26-914 and RFP No. 23-26-914A for the Purchase of Plumbing Parts, Supplies and Related Services for an additional twelve (12) month term. The original term was for one (1) year with the District's option to renew annually up to three (3) additional twelve (12) month periods. This is the third year of three (3) annual renewal options.

FUNDING SOURCE

Various Local, Bond and Special Projects Funds

COSTS

Estimated Amount Determined by Actual Orders

ADMINISTRATIVE RECOMMENDATION

The Administration recommends the Renewal of Award of RFP No. 23-26-914 and RFP No. 23-26-914A for the Purchase of Plumbing Parts, Supplies, and Related Services for an additional twelve (12) month term.

RECOMMENDED BOARD MOTION

I move that the Board approve the Renewal of RFP No. 23-26-914 and RFP No. 23-26-914A for the Purchase of Plumbing Parts, Supplies, and Related Services for an additional twelve (12) month term.

AGENDA SHEET

MEETING DATE

Tuesday, February 17, 2026

TOPIC

Consider Approval Of The Renewal Of Award For Request For Proposal (RFP) No. 23-26-914 And (RFP) No. 23-26-914A For The Purchase Of Plumbing Parts, Supplies, And Related Services

ITEM NO.

RECOMMENDED VENDORS

Refer To Attachment 3

CONTRACT TYPE

RFP

CONTRACT TERM OR ONE TIME PURCHASE

Third Renewal Option Of Three (3) Additional One-Year Options.


SOLE SOURCE VENDOR & DOCUMENTATION

N/A

VENDOR IS AT LEAST 51% WOMAN OR MINORITY BUSINESS

No

TO THE BEST OF MY KNOWLEDGE, THE RECOMMENDED VENDOR(S) PROVIDES THE BEST VALUE FOR THE DESCRIBED GOODS OR SERVICES. I FURTHER CERTIFY THE ADMINISTRATION HAS COMPLETED THE PROCUREMENT PROCEDURES REQUIRED BY APPLICABLE STATE AND FEDERAL STATUTES AND REGULATIONS, BOARD POLICY CH(LOCAL).



ASSISTANT DIRECTOR OF PURCHASING

MEMO

DATE: December 8, 2025

TO: Adrian Brown
Assistant Director of Purchasing

FROM: Gilberto Garcia
Director of Facilities & School Support Services


CC: Dr. Andre Smith
Chief of Administrative Services

RE: Consider Renewal of Request for RFP # 23-26-914 for the purchase of Plumbing Parts, Supplies, and Related Services

Facilities Services is requesting the Irving ISD Board of Trustees approve the renewal of the Award of RFP #23-26-914 and the New Award of RFP #23-26-914A (Supplement) for plumbing parts, supplies and related services.

The vendors awarded per RFP #23-26-914 have performed in accordance with the specifications and scope of work. A supplemental RFP #23-26-914A was issued to award additional vendors to meet the increasing need for more specialized plumbing vendors and provide additional resources for 2023 Bond program repairs.

Sources of Funding: Special Project Funds/Maintenance Review Funds/ Local Maintenance and Bond funds.



Gilberto Garcia

Director of Facilities and School Support Services

Date: December 9, 2025

TO: Board of Trustees,
Magda Hernandez, Superintendent of Schools

FROM: Adrian Brown, Assistant Director of Purchasing

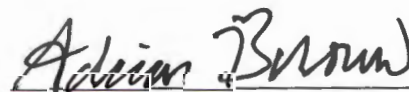
SUBJECT: **Recommendation: Approving Renewal of Award of Request for Proposals (RFP) #23-26-914 and RFP # 23-26-914A for the Purchase of Plumbing Parts, Supplies and Related Services**

The Board awarded seventeen (17) vendors for RFP #23-26-914 and RFP #23-26-914A for the Purchase of Plumbing Parts, Supplies and Related Services. The vendors have provided satisfactory services and products as outlined in the RFP.

The awarded vendors will be utilized primarily by the Facilities and Maintenance Department for various projects throughout the District on an 'as needed' basis. The mixture of multiple vendors will provide the District with a variety of vendors for plumbing parts and services for various needs in the District.

Purchasing concurs with the recommendation from the Facilities Department to Renew the award of RFP 23-26-914 and RFP 23-26-914A for Plumbing Parts, Supplies and Related Services.

TO THE BEST OF MY KNOWLEDGE, THE RECOMMENDED VENDORS PROVIDE THE BEST VALUE FOR THE DESCRIBED SERVICES. I FURTHER CERTIFY THE ADMINISTRATION HAS COMPLETED THE PROCUREMENT PROCEDURES REQUIRED BY APPLICABLE STATE AND FEDERAL STATUTES AND REGULATIONS, BOARD POLICY CH(LOCAL).



ADRIAN BROWN
ASSISTANT DIRECTOR OF
PURCHASING

ATTACHMENT 3

RFP #23-26-914

Plumbing Parts, Supplies and Related Services

Awarded Vendors (Alphabetical)	
1	CEC Facilities Group
2	Century Mechanical Contractors, Inc.
3	Competitive Choice, Inc.
4	Denali CS
5	Dynamic Systems, Inc.
6	Economy Supply
7	Evolution Mechanical, LLC
8	MacArthur Gauge, Inc.
9	Mark's Plumbing Parts
10	One Source Media Group
11	Texas Wholesale Plumbing
12	The Home Depot Pro
13	Winston Water Cooler, Ltd.

Awarded Vendors RFP 22-26-914A (Supplement)	
1	Concord Commerical Services, Inc.
2	Ferguson Enterprises, LLC
3	Chrome Heating & Air Conditonaing, LLC
4	TD Industries, Inc.

TOPIC

Consider Approval Of The Renewal Of Award For Request For Proposal (RFP) No. 21-78-892, (RFP) No. 21-78-892(A) And (RFP) No. 21-78-892(B) For Athletic Supplies, Accessories And Services.

PRESENTED BY

ADRIAN BROWN

BACKGROUND

On March 24, 2025, the District approved the Renewal of (RFP) No. 21-78-892, (RFP) No. 21-78-892A and the Award of (RFP) No. 21-78-892B for Athletic Supplies, Accessories and Services. The vendors provide supplies, accessories, and services for the Athletic Department on an "as needed basis".

The multi-vendor renewal will ensure the District receives discounted and competitive pricing as well as provide availability of a variety of products to meet the District's needs.

Purchasing concurs with the recommendation from the Athletic Department to renew the award for a term of one (1) year. The original term of the award is for one (1) year with the district's option to renew for up to five (5) additional one (1) year period. This is the fifth and final year of annual renewals.

FUNDING SOURCE

Local Funds

COSTS

Estimated Cost \$500,000 Annually

ADMINISTRATIVE RECOMMENDATION

The Administration recommends the Renewal of Award of RFP No. 21-78-892, RFP No. 21-78-892A and No. 21-78-892B for the Purchase of Athletic Supplies, Accessories and Services.

RECOMMENDED BOARD MOTION

I Move that the Board Approve the Renewal of RFP No. 21-78-892, RFP No. 21-78-892A and RFP No. 21-78-892B for the Purchase of Athletic Supplies, Accessories and Services.

AGENDA SHEET

MEETING DATE

Tuesday, February 17, 2026

TOPIC

Consider Approval Of The Renewal Of Award For Request For Proposal (RFP) No. 21-78-892, (RFP) No. 21-78-892(A) and (RFP) No. 21-78-892(B) For Athletic Supplies, Accessories And Services.

ITEM NO.

RECOMMENDED VENDORS

See Attachment 3

CONTRACT TYPE

RFP

CONTRACT TERM OR ONE TIME PURCHASE

This Is The Fifth And Final Year Of Annual Renewals.

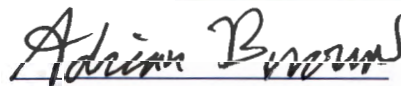
SOLE SOURCE VENDOR & DOCUMENTATION

N/A

VENDOR IS AT LEAST 51% WOMAN OR MINORITY BUSINESS

No

TO THE BEST OF MY KNOWLEDGE, THE RECOMMENDED VENDOR(S) PROVIDES THE BEST VALUE FOR THE DESCRIBED GOODS OR SERVICES. I FURTHER CERTIFY THE ADMINISTRATION HAS COMPLETED THE PROCUREMENT PROCEDURES REQUIRED BY APPLICABLE STATE AND FEDERAL STATUTES AND REGULATIONS, BOARD POLICY CH(LOCAL).



ASSISTANT DIRECTOR OF PURCHASING

MEMO

DATE: January 26, 2026

TO: Adrian Brown, Assistant Director of Purchasing

FROM: Mike Luttrell Executive Athletic Director

RE: Consider Renewal of Request for RFP 21-78-892, RFP 21-78-892(A), and RFP 21-78-892(B) for Athletic Supplies, Accessories, and Services

We are requesting the Irving ISD Board of Trustees approve the renewal of the Award of RFP #21-78-892, RFP #21-78-892(A), and RFP #21-78-892(B) for Athletic Supplies, Accessories, and Services.

We ask that all companies that submitted proposals to the RFP be included so that the Athletic Department can legally procure supplies and services needed at the best value for the district.

Sources of Funding: Athletic Budget

Sincerely,



Mike Luttrell
Executive Director of Athletics
Irving ISD



PURCHASING DEPARTMENT

RENEWAL RECOMMENDATION

Date: January 26, 2026

TO: Board of Trustees,
Magda Hernandez, Superintendent of Schools

FROM: Adrian Brown, Assistant Director of Purchasing

SUBJECT: Recommendation for Renewal of Award Request for Proposals (RFP) No. 21-78-892, (RFP) No. 21-78-892(A), and (RFP) No. 21-78-892(B) for Athletic Supplies, Accessories and Services, respectively.

Purchasing recommends the renewal of Request for Proposals (RFP) No. 21-78-892, (RFP) No. 21-78-892(A), and (RFP) No. 21-78-892B for Athletic Supplies, Accessories and Services.

The awarded vendors have provided satisfactory services.

The original term of the award is for one (1) year with the district's option to renew for up to five (5) additional one (1) year periods. This is the fifth and final year of annual renewals.

Purchasing concurs with the recommendation from the Athletic Department to renew the award to the vendors listed in Exhibit A. The vendors recommended are primarily utilized by the Athletic Department and Campuses, based on the needs and on an "as needed" basis. The Athletic Department anticipates expenditures in the estimated amount of \$500,000 annually.

TO THE BEST OF MY KNOWLEDGE, THE RECOMMENDED VENDOR PROVIDES THE BEST VALUE FOR THE DESCRIBED SERVICES. I FURTHER CERTIFY THE ADMINISTRATION HAS COMPLETED THE PROCUREMENT PROCEDURES REQUIRED BY APPLICABLE STATE AND FEDERAL STATUTES AND REGULATIONS, BOARD POLICY CH(LOCAL).


ASSISTANT DIRECTOR OF PURCHASING

Attachment 3

RFP No. 21-78-892(B) Athletic Supplies, Accessories & Services

Between the Lines Sports Striping, LLC

Knockout Sportswear

Tennis Express (Tennis Express, LP)

VS Athletics

ABI Digital Solutions / Digital Performance Gear (Airbrush Images Inc)

Advanced Muscle Mechanics LLC

Alert Services Inc

Anchorage Medical Equipment & Supplies, LLC

AOK Specialties, LLC

Big Hit Creative Group (Big Hit Productions)

Champion Teamwear (It's Greek To Me, INC)

Dan Carey Sporting Goods

EST Promo (Sweely)

GameBreaker

LISCO SPORTS

M-F Athletic/Perform Better/Everything Track & Field (MFAC, LLC)

QUILL CORPORATION

Riddell

Speed Stacks, Inc

Sports Imports Inc

Team Express (Concourse Team Express LLC)

TOTE UNLIMITED

Varsity Spirit Fashions & Supplies, LLC (Varsity Brands Holding Co., Inc)

Vestige International

Fitness Superstore, Inc.

Advanced Healthstyles Fitness Equipment Inc.

RFP No. 21-78-892(A) Athletic Supplies, Accessories & Services

365 Health & Fitness

Allied Scoring Tables Inc

America Athletic Wear

Big Game Sports, Inc

Bliss Products and Services, Inc

Carolina Gym Supply

Cheers, ETC1, Inc

Crown Trophy of Lewisville

Discount Dance, LLC

Discount Two-Way Radio Corporation

Dugout Sports, LLC

Edwards and Patterson Signs

Fairfax and 5th

Game Day Rejuvenation

Howies Athletic Tape

Image Maker 4U, Inc

Innovative Rehab Systems

LISCO Sports, LLC

MECA Sportswear Inc

Perry Weather Consulting Inc

Prehab Guys, LLC

Richey Athletics

Snapshot Mediaworks

Texas Motion Sports

The GLITCH & Co

The Soccer Wall Company

TOTE Unlimited
Trinity Enterprise Group
Varsity Spirit Fashions & Supplies, LLC
VS Athletics
Waterboy Graphics
Yoga Ed.

RFP No. 21-78-892 Athletic Supplies, Accessories & Services

Vendors

AAE (Aluminum Athletic Equipment Co)
Alert Services, Inc
Allied Scoring Tables, Inc
America Team Sports
ArkDesigns (Kerry Minter)
Athletic Services
Baden Sports
Band Shoppe (Pearison, Inc)
Big Game Sports, INC
BSN Sports-Equipment
BSN Sports-Apparel
Bull Market Promotions
Champion Teamwear (It's Greek to Me, Inc)
Championship Productions, Inc
Cheers, ETC1., Inc (Cheers, ETC, Inc)
Clever Items, LLC
CSB Unlimited, LLC
Custom Sportswear, Inc
Dan Carey Sporting Goods
DanzGear, LLC
DFW Impression
Dick Pond Athletics, Inc
DJO Global Inc. (DJO, LLC)
Esix Sportswear, Inc
Express Press
Gandy Ink
Getpoms.com
Gilman Gear (Marty Gilman, Inc.)
Henry Schein, Inc
JimGym Supply (James McKinney)
K&V Promotions(Krause & Vaugh Promotions)
Knockout Sportswear
Korney Board Aids, Inc
Leapin' Leotards, LTD
Lone Star Athletic Designs, Inc
Medco Sports Medicine (Performance Health Supply)
Medicaleshop Inc.
M-F Athletic/Perform Better/Everything Track & Field (MFAC, LLC
Nasco (Nasco Education, LLC
Oates Specialties, LLC
Olen Williams, Inc
Performance Course Enterprises
Pioneer Athletics (Pioneer Manufacturing Company)
Power Systems, Inc.
Promaxima

Rogers Athletic Company
Romeo Music
S&R Sport (Granick Sport, Inc)
S&S World Wide
School Health Corporation
School Speciality, Inc
School Tee Factory (Custom Sportswear, Inc)
Sports Imports, Inc
Sports Radar LTD
Swim Shops of the Southwest (Adolph Kiefer & Associates)
Team Express (Concoure Team Express
Tennis Outlet, Inc
Texas Music Festivals Enterprise, Inc
The Playwell Group, Inc/Playworks, Inc.
The Soccer Corner (Plano Soccer, Inc.)
U.S. Games (BSN Sports Inc)
Xenith LLC
Xtreme Swim, Inc

REPORTS

Tuesday, February 17, 2026

TOPIC

WRITTEN REPORTS

PRESENTED BY

FERNANDO NATIVIDAD

BACKGROUND

1.DIVISION REPORTS

a. BUSINESS REPORTS

PAYROLL

INVESTMENT EARNINGS

QUARTERLY INVESTMENT REPORT

AGENDA SHEET

MEETING DATE

Tuesday, February 17, 2026

TOPIC

WRITTEN REPORTS

FEBRUARY 2026 REPORT FROM DIVISION OF BUSINESS SERVICES

BUSINESS SERVICES

Payroll for January 2026 was paid as follows:

	GROSS PAY	BENEFITS	TOTAL
Local Maintenance	\$ 19,036,438	\$ 1,884,782	\$ 20,921,220
Special Revenue	\$ 1,908,534	\$ 173,355	\$ 2,081,889
Total	<u>\$ 20,944,971</u>	<u>\$ 2,058,137</u>	<u>\$ 23,003,108</u>

INVESTMENT EARNINGS REPORT

	DECEMBER 2025	YEAR TO DATE
Local Maintenance	\$ 474,557.00	\$ 2,068,650
Federal Programs	\$ 110,546.00	\$ 455,152
Interest & Sinking	\$ 5,976.00	\$ 24,731
Capital Projects	\$ 1,588,003.00	\$ 6,538,271
Internal Service	\$ 8,323.00	\$ 34,270
Total All Funds	<u>\$ 2,187,405.00</u>	<u>\$ 9,121,074</u>

QUARTERLY INVESTMENT REPORT

Quarter Ended November 30, 2025 (See Page 3)

2025-2026 INVESTMENT INTEREST EARNINGS

FUNDS

	SEP 2025	OCT 2025	NOV 2025	QUARTERLY TOTAL
LOCAL MAINTENANCE	\$560,452	\$572,589	\$461,053	\$1,594,093
FEDERAL PROGRAMS	116,016	118,263	110,326	344,605
INTEREST & SINKING	6,338	6,429	5,988	18,755
CAPITAL PROJECTS	1,666,580	1,698,851	1,584,838	4,950,269
INTERNAL SERVICE	8,735	8,904	8,307	25,947
TOTAL ALL FUNDS	\$2,358,122	\$2,405,035	\$2,170,512	\$6,933,669

% CHANGE FROM PRIOR MONTH/QUARTER 1396.68% 1.99% -9.75% 1454.40%

	DEC 2025	JAN 2026	FEB 2026	QUARTERLY TOTAL
GENERAL OPERATING	\$474,557			\$474,557
FEDERAL PROGRAMS	110,546			110,546
INTEREST & SINKING	5,976			5,976
CAPITAL PROJECTS	1,588,003			1,588,003
INTERNAL SERVICE	8,323			8,323
TOTAL ALL FUNDS	\$2,187,406	\$0	\$0	\$2,187,406

% CHANGE FROM PRIOR MONTH/QUARTER 0.78% -100.00% #DIV/0! -68.45%

	MAR 2026	APR 2026	MAY 2026	QUARTERLY TOTAL
GENERAL OPERATING				\$0
FEDERAL PROGRAMS				0
INTEREST & SINKING				0
CAPITAL PROJECTS				0
INTERNAL SERVICE				0
TOTAL ALL FUNDS	\$0	\$0	\$0	\$0

% CHANGE FROM PRIOR MONTH/QUARTER #DIV/0! #DIV/0! #DIV/0!

	JUN 2026	JUL 2026	AUG 2026	QUARTERLY TOTAL
GENERAL OPERATING				\$0
FEDERAL PROGRAMS				0
INTEREST & SINKING				0
CAPITAL PROJECTS				0
INTERNAL SERVICE				0
TOTAL ALL FUNDS	\$0	\$0	\$0	\$0

% CHANGE FROM PRIOR MONTH/QUARTER #DIV/0! #DIV/0! #DIV/0!

ALL FUNDS	YEAR TO DATE TOTAL		
GENERAL OPERATING			\$2,068,650
FEDERAL PROGRAMS			455,152
INTEREST & SINKING			24,731
CAPITAL PROJECTS			6,538,271
INTERNAL SERVICE			34,270
GRAND TOTAL ALL FUNDS			\$9,121,074

	2024-2025			2023-2024		
	SEP 2024-DEC 2024	AMOUNT CHANGE	PERCENTAGE CHANGE	SEP 2023-DEC 2023	AMOUNT CHANGE	PERCENTAGE CHANGE
ALL FUNDS						
GENERAL OPERATING	\$1,990,834	\$77,817	3.91%	\$1,871,480	\$197,171	10.54%
FEDERAL PROGRAMS	517,224	(62,072)	-12.00%	549,127	(\$93,975)	-17.11%
INTEREST & SINKING	50,200	(25,469)	-50.74%	60,719	(\$35,988)	-59.27%
CAPITAL PROJECTS	6,171,585	366,686	5.94%	6,552,254	(\$13,983)	-0.21%
INTERNAL SERVICE	38,944	(4,674)	-12.00%	41,346	(\$7,076)	-17.11%
GRAND TOTAL ALL FUNDS	\$8,768,786	\$352,288	4.02%	\$9,074,926	\$46,149	0.51%

TOTAL PORTFOLIO AS OF DECEMBER	INCREASE/ (DECREASE) FROM PRIOR YEAR	CD AVERAGE INTEREST YIELD	LGIP AVERAGE INTEREST YIELD	AGENCY AVERAGE INTEREST YIELD	TOTAL AVERAGE INTEREST YIELD
2025	663,322,356	93.493.388	---	---	---
2024	569,828,968	30,529.478	---	---	---
2023	539,299,489	352,176.260	---	---	---
2022	187,123,229	0	---	---	---
2021	187,123,229	18,286.747	---	---	---
2020	168,836,482	(26,657,180)	---	---	---
2019	195,493,662	(275,127)	---	---	---
2018	195,768,789	5,497,090	---	---	---
2017	190,271,699	12,054,369	---	---	---
2016	178,217,330	(16,723,143)	---	---	---
2015	194,940,473	194,940.473	---	---	---

Irving Independent School District



Investment Report

For The Quarter Ended November 30, 2025

This report summarizes the investment position of Irving Independent School District for the quarter and year ended November 30, 2025.

	11/30/2025	8/31/2025	11/30/2024
Book Value	644,920,165	672,418,047	541,532,279
Market Value	644,889,344	672,414,615	541,483,784
Par Value	644,920,165	672,418,047	541,532,279
Change in Market Value	66,316	(35,496)	38,927
Portfolio Yield-to-Maturity @ Cost	4.225	4.392	5.050
Portfolio Weighted Average Maturity (WAM)	13.53	1.05	1.82
Yield-to-Maturity of 6 Month CD	3.810	4.280	4.481
Yield-to-Maturity of 6 Month Treasury Bill	3.763	4.246	4.439
Yield-to-Maturity of 1 Year Treasury Bill	3.591	3.967	4.279
Yield-to-Maturity of 2 Year Treasury Bill	3.489	3.719	4.151
Yield-to-Maturity of 3 Year Treasury Bill	3.486	3.689	4.090
Accrued Interest Ending Balance	16,554	1,406	382,499

This report is presented in accordance with the Texas Government Code Title 10 Section 2256.023. The below signed herby certify that, to the best of their knowledge on the date this report was created, Irving Independent School District is in compliance with the provision of Government Code 2256 and with the stated policies and strategies of Irving Independent School District.

Fernando Natividad
Chief Financial Officer

Mahdia Lalee
Director of Business Operations

MiEisha Runnels
Accounting Supervisor

TO: Fernando Natividad, Chief Financial Officer

FROM: Mahdia Lalee, Director of Business Operations

RE: Investment Report for Quarter and Year Ended November 30, 2025

On November 30, 2025 the district held \$644,920,165 within the following investments and the percentage to the total portfolio.

	AS OF 11/30/2025		AS OF 08/31/2025		QUARTERLY CHANGE	
Certificates of Deposit	-	0.00%	-	0.00%	-	0.00%
Local Government Investment Pools	625,073,019	96.92%	658,191,179	97.88%	(33,118,160)	-5.03%
US Agencies	7,000,000	1.09%	1,500,000	0.22%	5,500,000	366.67%
Money Market Account	12,847,146	1.99%	12,726,868	1.89%	120,279	0.95%
Total	644,920,165		672,418,047		(27,497,882)	-4.09%
	AS OF 08/31/2025		AS OF 05/31/2025		QUARTERLY CHANGE	
Certificates of Deposit	-	0.00%	-	0.00%	-	0.00%
Local Government Investment Pools	658,191,179	97.88%	512,497,615	97.32%	145,693,564	28.43%
May-25	1,500,000	0.22%	1,500,000	0.28%	-	0.00%
Money Market Account	12,726,868	1.89%	12,600,235	2.39%	126,632	1.00%
Total	672,418,047		526,597,851		145,820,196	27.69%
	AS OF 05/31/2025		AS OF 02/28/2025		QUARTERLY CHANGE	
Certificates of Deposit	-	0.00%	-	0.00%	-	0.00%
Local Government Investment Pools	512,497,615	97.32%	586,470,764	97.67%	(73,973,149)	-12.61%
US Agencies	1,500,000	0.28%	1,500,000	0.25%	-	0.00%
Money Market Account	12,600,235	2.39%	12,473,833	2.08%	126,402	1.01%
Total	526,597,851		600,444,598		(73,846,747)	-12.30%
	AS OF 02/28/2025		AS OF 11/30/2024		QUARTERLY CHANGE	
Certificates of Deposit	-	0.00%	-	0.00%	-	0.00%
Local Government Investment Pools	586,470,764	97.67%	527,684,079	97.44%	58,786,685	11.14%
US Agencies	1,500,000	0.25%	1,500,000	0.28%	-	0.00%
Money Market Account	12,473,833	2.08%	12,348,200	2.28%	125,633	1.02%
Total	600,444,598		541,532,279		58,912,318	10.88%
	AS OF 11/30/25		AS OF 11/30/2024		YEARLY CHANGE	
Certificates of Deposit	-	0.00%	-	0.00%	-	0.00%
Local Government Investment Pools	625,073,019	96.92%	527,684,079	97.44%	97,388,940	18.46%
US Agencies	7,000,000	1.09%	1,500,000	0.28%	5,500,000	366.67%
Money Market Account	12,847,146	1.99%	12,348,200	2.28%	498,946	4.04%
Total	644,920,165		541,532,279		103,387,886	19.09%

The following investments reflect the weighted average maturity (WAM) for the previous quarters indicated below.

Quarter Ended	Certificates of Deposit	Local Government Investment Pools	Money Market Acct	US Agency	Average WAM
NOV 2025	0.00	0.979	0.02	12.53	13.53
AUG 2025	0.00	0.979	0.02	0.05	1.05
MAY 2025	0.00	0.973	0.02	0.33	1.32
FEB 2025	0.00	0.977	0.02	0.52	1.51
NOV 2024	0.00	0.974	0.02	0.82	1.82

DAYS TO MATURITY

Quarter Ended	Certificates of Deposit	Local Government Investment Pools	Money Market Acct	US Agency
NOV 2025	0	1	1	1155
AUG 2025	0	1	1	22
MAY 2025	0	1	1	114
FEB 2025	0	1	1	206
NOV 2024	0	1	1	296

Overall, the weighted average yield to maturity at cost for the district's portfolio is as follows:

Quarter Ended	Certificates of Deposit	Local Government Investment Pools	Money Market Acct	US Agency	Total
NOV 2025	0.000	4.240	3.613	4.007	4.225
AUG 2025	0.000	4.397	4.050	5.020	4.392
MAY 2025	0.000	4.424	4.050	5.020	4.417
FEB 2025	0.000	4.589	4.122	5.020	4.580
NOV 2024	0.000	5.066	4.355	5.020	5.050

The following table is agency balances per period indicated by fund

Quarter Ended	Fund 199	Fund 599	Fund 671	Fund 674	Total
NOV 2025	7,000,000	-	-	-	7,000,000
AUG 2025	1,500,000	-	-	-	1,500,000
MAY 2025	1,500,000	-	-	-	1,500,000
FEB 2025	1,500,000	-	-	-	1,500,000
NOV 2024	1,500,000	-	-	-	1,500,000

For the quarter ended November 30, 2025 the following data provides a comparison to prior year by fund and by security type. The change from the prior year was a 19.09% increase in the amount of \$103,387,885 the change from the prior quarter was a 4.09% decrease in the amount of \$27,497,882

NOVEMBER 2025

Fund	Money Market Account	Certificates of Deposit	Local Government Investment Pools	US Agencies	Total
199	12,847,146	-	117,702,903	7,000,000	137,550,049
240			32,742,638		32,742,638
599			1,812,836		1,812,836
679			470,349,318		470,349,318
681					-
682					-
687					-
771			2,465,324		2,465,324
Total	12,847,146	-	625,073,019	7,000,000	644,920,165
% to Total	1.99%	0.00%	96.92%	1.09%	

NOV 2024

Fund	Money Market Account	Certificates of Deposit	Local Government Investment Pools	US Agencies	Total
199	12,348,200	-	117,110,560	1,500,000	130,958,760
240			31,328,428		31,328,428
599			3,071,092		3,071,092
679			373,815,157		373,815,157
681					-
682					-
687					-
771			2,358,842		2,358,842
Total	12,348,200	-	527,684,079	1,500,000	541,532,279
% to Total	2.28%	0.00%	97.44%	0.28%	

YEARLY CHANGE

Fund	Money Market Account	Certificates of Deposit	Local Government Investment Pools	US Agencies	Total
199	498,946	-	592,343	5,500,000	6,591,289
240	-	-	1,414,210	-	1,414,210
599	-	-	(1,258,257)	-	(1,258,257)
679	-	-	96,534,161	-	96,534,161
May-25	-	-	-	-	-
682	-	-	-	-	-
687	-	-	-	-	-
771	-	-	106,482	-	106,482
Total	498,946	-	97,388,939	5,500,000	103,387,885
% to Total	0.48%	0.00%	94.20%	5.32%	

YEARLY CHANGE

Fund	Money Market Account	Certificates of Deposit	Local Government Investment Pools	US Agencies	Total
199	4.04%	0.00%	0.51%	366.67%	5.03%
240	0.00%	0.00%	4.51%	0.00%	4.51%
599	0.00%	0.00%	-40.97%	0.00%	-40.97%
679	0.00%	0.00%	25.82%	0.00%	25.82%
681	0.00%	0.00%	0.00%	0.00%	0.00%
682	0.00%	0.00%	0.00%	0.00%	0.00%
687	0.00%	0.00%	0.00%	0.00%	0.00%
771	0.00%	0.00%	4.51%	0.00%	4.51%
Total	4.04%	0.00%	18.46%	366.67%	19.09%

NOVEMBER 2025

Fund	Money Market Account	Certificates of Deposit	Local Government Investment Pools	US Agencies	Total
199	12,847,146	-	117,702,903	7,000,000	137,550,049
240			32,742,638		32,742,638
599			1,812,836		1,812,836

679			470,349,318		470,349,318
681					-
682					-
687					-
771			2,465,324		2,465,324
Total	12,847,146	-	625,073,019	7,000,000	644,920,165
% to Total	1.99%	0.00%	96.92%	1.09%	

AUGUST 2025

Fund	Money Market Account	Certificates of Deposit	Local Government Investment Pools	US Agencies	Total
199	12,726,868	-	156,160,638	1,500,000	170,387,506
240			32,398,033		32,398,033
599			1,794,081		1,794,081
679			465,399,049		465,399,049
681					-
682					-
687					-
771			2,439,377		2,439,377
Total	12,726,868	-	658,191,179	1,500,000	672,418,046
% to Total	1.97%	0.00%	102.06%	0.23%	

QUARTERLY CHANGE

Fund	Money Market Account	Certificates of Deposit	Local Government Investment Pools	US Agencies	Total
199	120,279	-	(38,457,736)	5,500,000	(32,837,457)
240	-	-	344,605	-	344,605
599	-	-	18,755	-	18,755
679	-	-	4,950,269	-	4,950,269
681	-	-	-	-	-
682	-	-	-	-	-
687	-	-	-	-	-
771	-	-	25,947	-	25,947
Total	120,279	-	(33,118,160)	5,500,000	(27,497,882)
% to Total	-0.44%	0.00%	120.44%	-20.00%	

QUARTERLY CHANGE

Fund	Money Market Account	Certificates of Deposit	Local Government Investment Pools	US Agencies	Total
199	0.95%	0.00%	-24.63%	366.67%	-19.27%
240	0.00%	0.00%	1.06%	0.00%	1.06%
599	0.00%	0.00%	1.05%	0.00%	1.05%
679	0.00%	0.00%	1.06%	0.00%	1.06%
681	0.00%	0.00%	0.00%	0.00%	0.00%
682	0.00%	0.00%	0.00%	0.00%	0.00%
687	0.00%	0.00%	0.00%	0.00%	0.00%
771	0.00%	0.00%	1.06%	0.00%	1.06%
Total	0.95%	0.00%	-5.03%	366.67%	-4.09%

The following tables are interest earned, amount changes and percentage changes from the prior year for the periods indicated.

		Month	Month	Month	Quarter	Fiscal YTD
	Fund	SEP 2025	OCT 2025	NOV 2025	SEP - NOV 2025	SEP 2024-AUG 2025
Local Maintenance	199	560,452	572,589	461,053	1,594,093	1,594,093
Federal Programs	240	116,016	118,263	110,326	344,605	344,605
Interest & Sinking	599	6,338	6,429	5,988	18,755	18,755
Capital Projects	600s	1,666,580	1,698,851	1,584,838	4,950,269	4,950,269
Internal Service	771	8,735	8,904	8,307	25,947	25,947
Total		2,358,122	2,405,035	2,170,512	6,933,669	6,933,669

		Month	Month	Month	Quarter	Fiscal YTD
	Fund	SEP 2024	OCT 2024	NOV 2024	SEP - NOV 2024	SEP 2023-AUG 2024
Local Maintenance	199	647,216	616,048	516,582	1,327,432	1,327,432
Federal Programs	240	136,047	141,742	141,969	408,232	408,232
Interest & Sinking	599	15,123	17,261	16,604	45,139	45,139
Capital Projects	600s	1,623,331	1,691,284	1,693,994	4,871,085	4,871,085
Internal Service	771	10,244	10,672	10,689	30,737	30,737
May-25		2,431,961	2,555,205	2,566,818	6,682,626	6,682,626

From Prior Year						
		Month	Month	Month	1st Quarter	Fiscal YTD
	Fund	Change	Change	Change	Change	Change
Local Maintenance	199	(86,765)	(43,459)	(55,528)	266,662	266,662
Federal Programs	240	(20,031)	(23,479)	(31,643)	(63,627)	(63,627)
Interest & Sinking	599	(8,785)	(10,833)	(10,616)	(26,384)	(26,384)
Capital Projects	600s	43,249	7,567	(109,156)	79,184	79,184
Internal Service	771	(1,508)	(1,768)	(2,383)	(4,791)	(4,791)
Total		(73,839)	(71,972)	(209,325)	251,043	251,043

From Prior Year						
		Month	Month	Month	1st Quarter	Fiscal YTD
	Fund	Change	Change	Change	Change	Change
Local Maintenance	199	-13%	-7%	-11%	20%	20%
Federal Programs	240	-15%	-17%	-22%	-16%	-16%
Interest & Sinking	599	-58%	-63%	-64%	-58%	-58%
Capital Projects	600s	3%	0%	-6%	2%	2%
Internal Service	771	-15%	-17%	-22%	-16%	-16%
Total		-3%	-3%	-8%	4%	4%

The following table is accrued interest as indicated for the quarter ended November 30, 2025

Description	CUSIP	Settlement Date	YTM @ Cost	Book Value	Ending Market Value	Maturity Date	Accrued Interest
FHLMC 0.375% 09/23/25	3136GATP4	09/29/25	4.0500	2,000,000	1,997,802	09/19/29	6,525
FHLMC 0.375% 09/23/25	3130B7VL5	09/29/25	4.1500	3,000,000	2,973,575	09/15/28	10,029
Total				5,000,000	4,971,377		16,554

Over the current month and previous twelve months, the interest earned is as follows:

Month	Local Maintenance	Federal Programs	Interest & Sinking	Capital Projects	Internal Service	Total	Quarter-To-Date	Fiscal Year-To-Date
NOV 2025	461,053	110,326	5,988	1,584,838	8,307	2,170,512	6,933,669	6,933,669
OCT 2025	572,589	118,263	6,429	1,698,851	8,904	2,405,035		
SEP 2025	560,452	116,016	6,338	1,666,580	8,735	2,358,122		
AUG 2025	521,523	120,563	9,829	1,745,786	9,078	2,406,779	6,107,078	21,168,079
JUL 2025	262,854	120,557	14,917	1,438,503	9,077	1,845,908		
JUN 2025	329,514	116,127	14,361	1,385,645	8,744	1,854,391		
MAY 2025	437,897	119,722	14,804	1,428,540	9,014	2,009,977	6,264,778	15,061,001
APR 2025	512,632	116,163	14,364	1,386,078	8,746	2,037,984		
MAR 2025	645,834	119,638	14,799	1,427,538	9,008	2,216,817		
FEB 2025	762,247	109,037	11,702	1,301,046	8,210	2,192,242	6,653,191	8,796,223
JAN 2025	659,191	121,614	11,742	1,451,117	9,157	2,252,820		
DEC 2024	554,617	126,183	12,192	1,505,637	9,501	2,208,129		
NOV 2024	503,257	125,133	12,117	1,493,104	9,422	2,143,032	2,143,032	2,143,032

The average monthly rates as per each local government investment pool have shown fluctuations during the periods indicated.

Month	LOGIC	LoneStar	TexasClass	TexPool	TexStar
NOV 2025	4.090	3.970	4.107	3.989	3.980
OCT 2025	4.242	4.140	4.275	4.142	4.116
SEP 2025	4.332	4.250	4.350	4.252	4.214
AUG 2025	4.394	4.310	4.390	4.305	4.286
JUL 2025	4.411	4.300	4.402	4.312	4.284
JUN 2025	4.410	4.310	4.407	4.297	4.295
MAY 2025	4.422	4.300	4.408	4.308	4.295
APR 2025	4.451	4.330	4.436	4.336	4.329
MAR 2025	4.464	4.330	4.438	4.335	4.339
FEB 2025	4.501	4.350	4.494	4.356	4.363
JAN 2025	4.539	4.350	4.542	4.392	4.390
DEC 2024	4.693	4.540	4.746	4.561	4.564
NOV 2024	4.830	4.700	4.884	4.730	4.711

Overall, the weighted average yield to maturity at cost for the district's portfolio is as follows:

Quarter Ended	Certificates of Deposit	Local Government Investment Pools	Money Market Acct	US Agency	Total
NOV 2025	0.000	4.240	3.613	4.007	4.225
AUG 2025	0.000	4.397	4.050	5.020	4.392
MAY 2025	0.000	4.424	4.050	5.020	4.417
FEB 2025	0.000	4.589	4.122	5.020	4.580
NOV 2024	0.000	5.066	4.355	5.020	5.050

Historically, the ending portfolio balances per type is as follows:

Month	Certificates of Deposit	Local Government Investment Pools	Money Market Acct	US Agency	Total
NOV 2025	-	625,073,019	12,847,146	7,000,000	644,920,165
AUG 2025	-	658,191,179	12,726,868	1,500,000	672,418,046
MAY 2025	-	512,497,615	12,600,235	1,500,000	526,597,851
FEB 2025	-	586,470,764	12,473,833	1,500,000	600,444,598
NOV 2024	-	527,684,079	12,348,200	1,500,000	541,532,279

Irving Independent School District
Investment Report - by Fund
For the Quarter Ended in November 30, 2025

Description	CUSIP	Settlement Date	YTM@ Cost	Face Amt/ Shares	Market Price	Market Value	Cost Value	Book Value	Maturity Date	Days To Maturity	% of Portfolio
199 - General Operating											
FNMA 4.05% 9/19/29	3136GATP4	9/29/25	4.050	2,000,000.00	100	1,997,802.20	2,000,000.00	2,000,000.00	9/19/29	1388	0.31%
FHLB 4.15% 9/15/28	3130B7VL5	9/29/25	4.150	3,000,000.00	100	2,973,575.19	3,000,000.00	3,000,000.00	9/15/28	1019	0.47%
USTN 3.75% 12/31/28	9128CJR3	9/25/25	3.750	2,000,000.00	100	1,997,802.20	2,000,000.00	2,000,000.00	12/31/28	1126	0.31%
Prosperity Bank MMA	MMA	8/22/18	2.900	1,256,942.43	100	1,256,942.43	1,256,942.43	1,256,942.43	12/1/25	1	0.19%
Landing Rock MMA	MMA	12/11/20	3.690	11,590,203.89	100	11,590,203.89	11,590,203.89	11,590,203.89	12/1/25	1	1.80%
LOGIC	LGIP	12/3/10	4.221	10,002,042.92	100	10,002,042.92	10,002,042.92	10,002,042.92	12/1/25	1	1.55%
Lone Star	LGIP	8/31/08	4.120	6,380,550.18	100	6,380,550.18	6,380,550.18	6,380,550.18	12/1/25	1	0.99%
TexasCLASS	LGIP	8/31/08	4.244	89,682,894.94	100	89,682,894.94	89,682,894.94	89,682,894.94	12/1/25	1	13.91%
TexPool	LGIP	3/13/20	4.127	1,196,851.02	100	1,196,851.02	1,196,851.02	1,196,851.02	12/1/25	1	0.19%
TexSTAR	LGIP	8/31/08	4.103	10,440,563.49	100	10,440,563.49	10,440,563.49	10,440,563.49	12/1/25	1	1.62%
Sub Total / Average			4.154	137,550,048.87	100	137,519,228.46	137,550,048.87	137,550,048.87		60	21.33%
240 - Food Service											
TexasCLASS	LGIP	8/31/08	4.244	32,742,638.33	100	32,742,638.33	32,742,638.33	32,742,638.33	12/1/25	1	5.08%
Sub Total / Average			4.244	32,742,638.33	100	32,742,638.33	32,742,638.33	32,742,638.33		1	5.08%
599 - Debt Service											
Lone Star	LGIP	8/31/08	4.120	1,007,486.99	100	1,007,486.99	1,007,486.99	1,007,486.99	12/1/25	1	0.16%
TexasCLASS	LGIP	8/13/09	4.244	805,348.72	100	805,348.72	805,348.72	805,348.72	12/1/25	1	0.12%
Sub Total / Average			4.175	1,812,835.71	100	1,812,835.71	1,812,835.71	1,812,835.71		1	0.28%
600 - Capital Projects											
TexasCLASS - 640	LGIP	8/9/23	4.244	241,704,301.25	100	241,704,301.25	241,704,301.25	241,704,301.25	12/1/25	1	37.48%
TexasCLASS - 641	LGIP	8/7/25	4.244	228,645,016.71	100	228,645,016.71	228,645,016.71	228,645,016.71	12/1/25	1	35.45%
Sub Total / Average			4.244	470,349,317.96	100	470,349,317.96	470,349,317.96	470,349,317.96		1	72.93%
771 - Workers' Comp											
TexasCLASS	LGIP	8/31/08	4.244	2,465,323.97	100	2,465,323.97	2,465,323.97	2,465,323.97	12/1/25	1	0.38%
Sub Total / Average			4.244	2,465,323.97	100	2,465,323.97	2,465,323.97	2,465,323.97		1	0.38%
Total / Average			4.225	644,920,164.84	100	644,889,344.43	644,920,164.84	644,920,164.84		13.53	100.00%

241

Irving Independent School District
Investment Report - YTM@Cost by Investment Category
For the Quarter Ended in November 30, 2025

Description	CUSIP	Settlement Date	YTM@ Cost	Face Amt/ Shares	Market Price	Market Value	Cost Value	Book Value	Maturity Date	Days To Maturity	% of Portfolio
U.S. Agencies											
FNMA 4.05% 9/19/29	3136GATP4	9/29/25	4.050	2,000,000.00	100	1,997,802.20	2,000,000.00	2,000,000.00	9/19/29	1388	0.31%
FHLB 4.15% 9/15/28	3130B7VLS	9/29/25	4.150	3,000,000.00	100	2,973,575.19	3,000,000.00	3,000,000.00	9/15/28	1019	0.47%
USTN 3.75% 12/31/28	9128CJR3	9/25/25	3.750	2,000,000.00	100	1,997,802.20	2,000,000.00	2,000,000.00	12/31/28	1126	0.31%
Sub Total / Average			4.007	7,000,000.00	100	6,969,179.59	7,000,000.00	7,000,000.00		1,155	1.09%
Bank Money Market Account											
Prosperity Bank MMA	MMA	8/22/18	2.900	1,256,942.43	100	1,256,942.43	1,256,942.43	1,256,942.43	12/1/25	1	0.19%
Landing Rock MMA	MMA	12/11/20	3.690	11,590,203.89	100	11,590,203.89	11,590,203.89	11,590,203.89	12/1/25	1	1.80%
Sub Total / Average			3.613	12,847,146.32	100	12,847,146.32	12,847,146.32	12,847,146.32		1	1.99%
Local Government Investment Pools (LGIP)											
LOGIC	LGIP	12/3/10	4.221	10,002,042.92	100	10,002,042.92	10,002,042.92	10,002,042.92	12/1/25	1	1.55%
Lone Star	LGIP	8/31/08	4.120	6,380,550.18	100	6,380,550.18	6,380,550.18	6,380,550.18	12/1/25	1	0.99%
TexasCLASS	LGIP	8/31/08	4.244	89,682,894.94	100	89,682,894.94	89,682,894.94	89,682,894.94	12/1/25	1	13.91%
TexPool	LGIP	3/13/20	4.127	1,196,851.02	100	1,196,851.02	1,196,851.02	1,196,851.02	12/1/25	1	0.19%
TexSTAR	LGIP	8/31/08	4.103	10,440,563.49	100	10,440,563.49	10,440,563.49	10,440,563.49	12/1/25	1	1.62%
TexasCLASS	LGIP	8/31/08	4.244	32,742,638.33	100	32,742,638.33	32,742,638.33	32,742,638.33	12/1/25	1	5.08%
Lone Star	LGIP	8/31/08	4.120	1,007,486.99	100	1,007,486.99	1,007,486.99	1,007,486.99	12/1/25	1	0.16%
TexasCLASS	LGIP	8/13/09	4.244	805,348.72	100	805,348.72	805,348.72	805,348.72	12/1/25	1	0.12%
TexasCLASS	LGIP	8/9/23	4.244	241,704,301.25	100	241,704,301.25	241,704,301.25	241,704,301.25	12/1/25	1	37.48%
TexasCLASS	LGIP	8/7/25	4.244	228,645,016.71	100	228,645,016.71	228,645,016.71	228,645,016.71	12/1/25	1	35.45%
TexasCLASS	LGIP	8/31/08	4.244	2,465,323.97	100	2,465,323.97	2,465,323.97	2,465,323.97	12/1/25	1	0.38%
Sub Total / Average			4.240	625,073,018.52	100	625,073,018.52	625,073,018.52	625,073,018.52		1	96.92%
Total / Average			4.225	644,920,164.84	100	644,889,344.43	644,920,164.84	644,920,164.84		13.53	100.00%

242

Irving Independent School District
Investment Report - by Fund and Transactions
For the Quarter Ended in November 30, 2025

Description	CUSIP	Settlement Date	Maturity Date	Beginning Face Amt/ Shares	Increase Holdings	Buy Accrued Interest	Decrease Holdings	Sell Accrued Interest	Ending Face Amt/ Shares	Interest	Beg Mkt Accr Int	End Mkt Accr Int	Diff In Accr Int	Int Earned During Period-BV
199 - General Operating														
FHLMC 0.375% 09/23/25	3137EAEX3	9/21/23	9/23/25	1,500,000.00	0.00	0.00	1,500,000.00	0.00	0.00	2,812.50	2,468.75	0.00	0.00	0.00
FHLMC 0.375% 09/23/25	3136GATP4	9/29/25	9/19/29	0.00	2,000,000.00	0.00	0.00	0.00	2,000,000.00	0.00	8,325.00	14,850.00	6,525.00	6,525.00
FHLMC 0.375% 09/23/25	3130B7VL5	9/29/25	9/15/28	0.00	3,000,000.00	0.00	0.00	0.00	3,000,000.00	0.00	11,066.67	21,095.83	10,029.16	10,029.16
FHLMC 0.375% 09/23/25	9128CJR3	9/25/25	12/31/28	0.00	2,000,000.00	0.00	0.00	0.00	2,000,000.00	0.00	0.00	0.00	0.00	0.00
Prosperity Bank MMA	MMA	8/22/18	12/1/25	1,247,725.97	9,216.46	0.00	0.00	0.00	1,256,942.43	9,387.50	0.00	0.00	0.00	0.00
Landing Rock MMA	MMA	12/11/20	12/1/25	11,479,141.78	111,062.11	0.00	0.00	0.00	11,590,203.89	117,244.83	0.00	0.00	0.00	0.00
LOGIC	LGIP	12/3/10	12/1/25	9,897,523.31	104,519.61	0.00	0.00	0.00	10,002,042.92	109,076.10	0.00	0.00	0.00	0.00
Lone Star	LGIP	8/31/08	12/1/25	6,315,452.81	65,097.37	0.00	0.00	0.00	6,380,550.18	68,089.21	0.00	0.00	0.00	0.00
TexasCLASS	LGIP	8/31/08	12/1/25	128,428,566.87	107,707,554.93	0.00	146,453,226.86	0.00	89,682,894.94	685,040.61	0.00	0.00	0.00	0.00
TexPool	LGIP	3/13/20	12/1/25	1,184,618.63	12,232.39	0.00	0.00	0.00	1,196,851.02	12,761.26	0.00	0.00	0.00	0.00
TexSTAR	LGIP	8/31/08	12/1/25	10,334,476.60	106,086.89	0.00	0.00	0.00	10,440,563.49	110,903.14	0.00	0.00	0.00	0.00
Sub Total / Average				170,387,505.97	115,115,769.76	0.00	147,953,226.86	0.00	137,550,048.87	1,115,315.15	21,860.42	35,945.83	16,554.16	16,554.16
240 - Food Service														
TexasCLASS	LGIP	8/31/08	12/1/25	32,398,033.07	344,605.26	0.00	0.00	0.00	32,742,638.33	357,247.15	0.00	0.00	0.00	0.00
Sub Total / Average				32,398,033.07	344,605.26	0.00	0.00	0.00	32,742,638.33	357,247.15	0.00	0.00	0.00	0.00
599 - Debt Service														
Lone Star	LGIP	8/31/08	12/1/25	997,208.13	10,278.86	0.00	0.00	0.00	1,007,486.99	10,748.61	0.00	0.00	0.00	0.00
TexasCLASS	LGIP	8/13/09	12/1/25	796,872.72	8,476.00	0.00	0.00	0.00	805,348.72	28,358.83	0.00	0.00	0.00	0.00
Sub Total / Average				1,794,080.85	18,754.86	0.00	0.00	0.00	1,812,835.71	39,107.44	0.00	0.00	0.00	0.00
640 - Capital Projects														
TexasCLASS	LGIP	8/9/23	12/1/25	239,160,444.62	2,543,856.63	0.00	0.00	0.00	241,704,301.25	3,891,328.65	0.00	0.00	0.00	0.00
TexasCLASS	LGIP	8/7/25	12/1/25	226,238,604.71	2,406,412.00	0.00	0.00	0.00	228,645,016.71	678,604.71	0.00	0.00	0.00	0.00
Sub Total / Average				465,399,049.33	4,950,268.63	0.00	0.00	0.00	470,349,317.96	4,569,933.36	0.00	0.00	0.00	0.00
771 - Workers' Comp														
TexasCLASS	LGIP	8/31/08	12/1/25	2,439,377.29	25,946.68	0.00	0.00	0.00	2,465,323.97	26,898.57	0.00	0.00	0.00	0.00
Sub Total / Average				2,439,377.29	25,946.68	0.00	0.00	0.00	2,465,323.97	26,898.57	0.00	0.00	0.00	0.00
Total / Average				672,418,046.51	120,455,345.19	0.00	147,953,226.86	0.00	644,920,164.84	6,108,501.67	21,860.42	35,945.83	16,554.16	16,554.16

CONSENT AGENDA ITEM

Tuesday, February 17, 2026

TOPIC

Facilities Work Order Report

PRESENTED BY

ANDRE SMITH

BACKGROUND

Attached is the monthly report for Department 914 – Facilities, which summarizes all completed and closed work orders for the reporting period.

ADMINISTRATIVE RECOMMENDATION

N/A

RECOMMENDED BOARD MOTION

N/A

AGENDA SHEET

MEETING DATE

Tuesday, February 17, 2026

TOPIC

Facilities Work Order Report

REPORTS

February 17, 2026

TOPIC

Facilities Work Order
Report

PRESENTED BY

ANDRE SMITH

BACKGROUND

Attached is the monthly report for Department 914 – Facilities, which summarizes all completed and closed work orders for the reporting period. 246

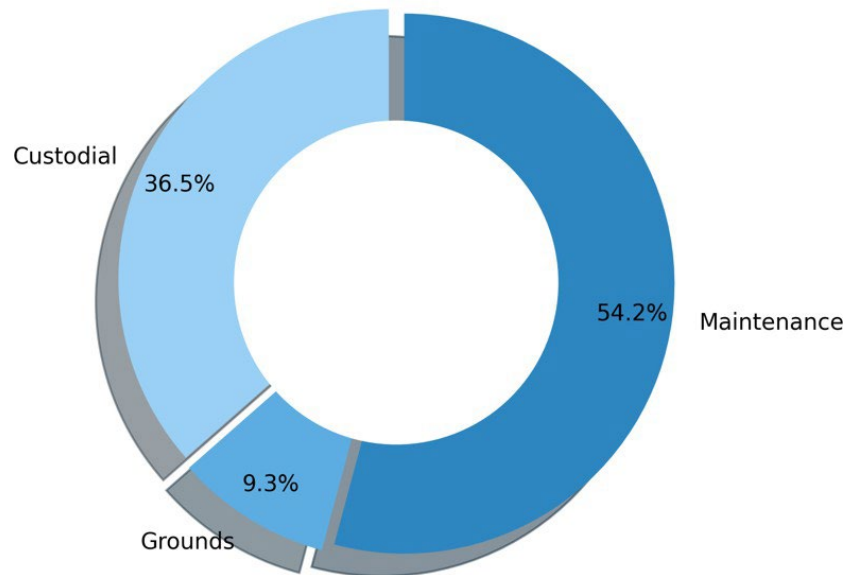
Maintenance Work Order Report – January 2026 Facilities and School Support Services

Facilities Work Order Brief – January 2026

In January, the Facilities Department completed 803 work orders across Maintenance (435), Custodial (293), and Grounds (75, including Pest Control). Productivity during the final week of the month was impacted by a winter ice storm that affected staff attendance, limited the types of work that could be safely performed, and resulted in vendor closures that delayed access to materials and the ability to close work orders requiring unoccupied buildings. Vendors reopened late Tuesday, allowing teams to close critical items, including restoring a gang restroom at Brandenburg Middle School that had been out of service due to a failed valve. Despite these challenges, Facilities staff remained responsive to campus needs and concluded the month by developing a proactive plan to better prepare for and respond to future winter storm events.

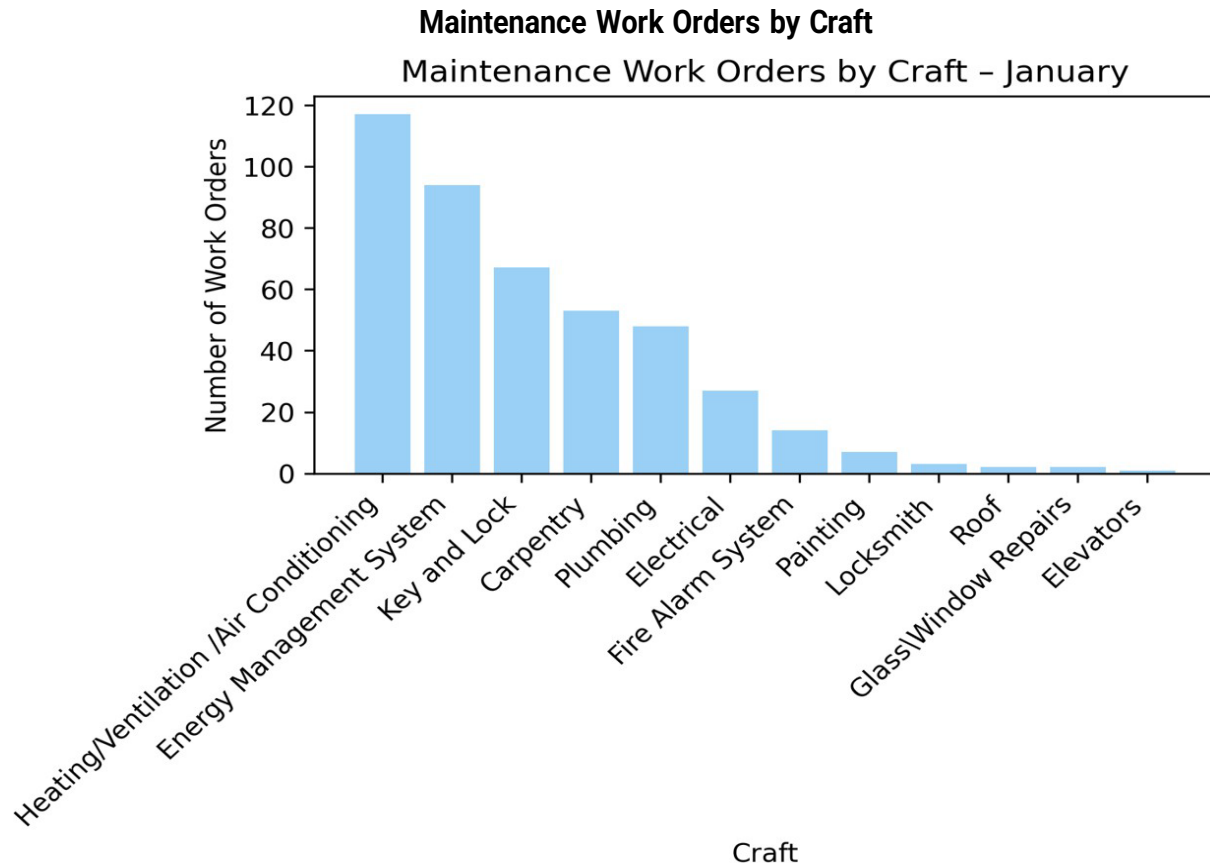
January Work Orders by Department

247



Maintenance Department – January 2026

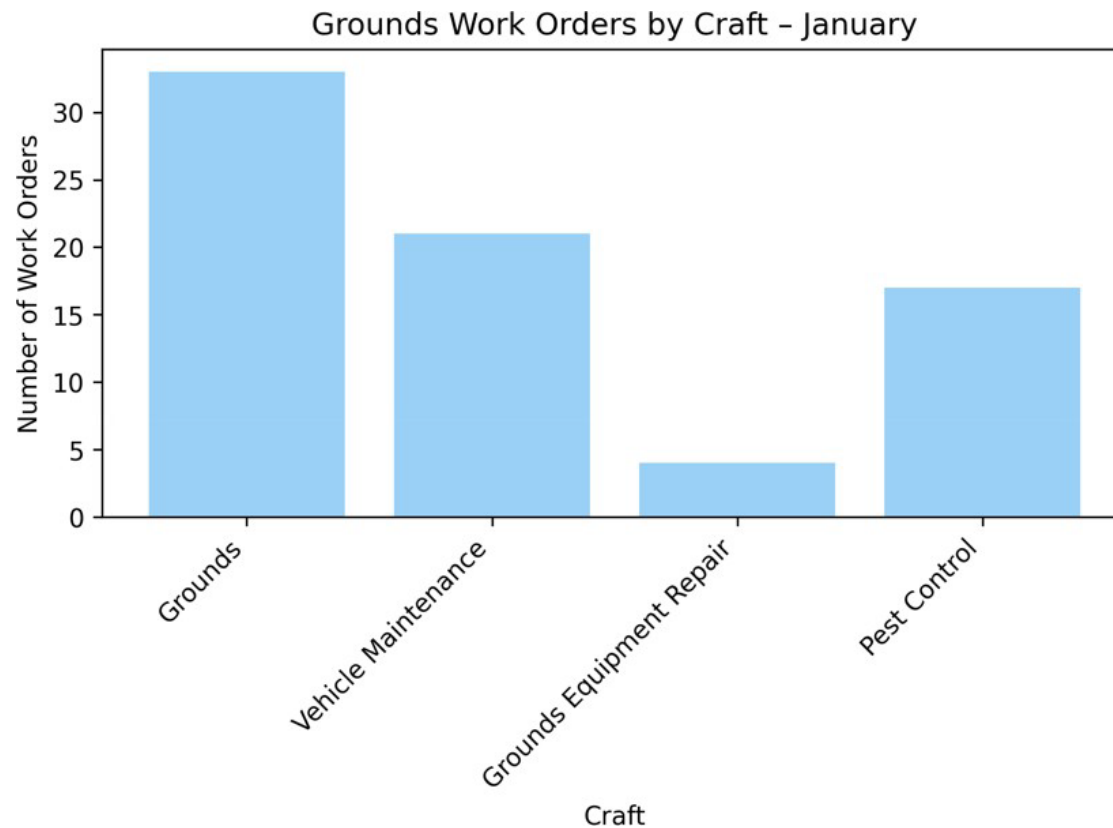
The Maintenance Department completed a total of **435** work orders during the month of January. This department plays a critical role in maintaining the district’s infrastructure, with responsibilities spanning Bond Replacement Systems, Electrical, HVAC, Plumbing, Preventive Maintenance, Fire Safety Equipment, Kitchen Equipment, Elevators, Public Address Systems, Carpentry, Roofing, Painting, Energy Management, and Locks and Keys.



Grounds Department – January 2026

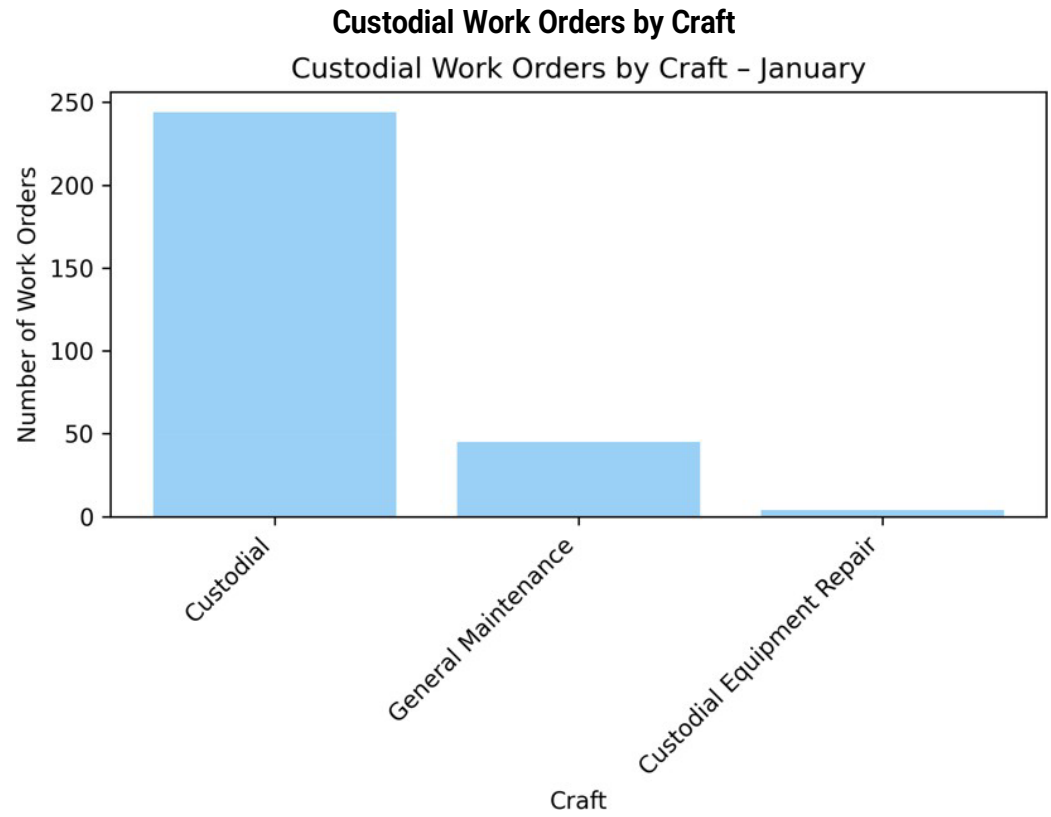
The Grounds Department, which includes Regulatory Compliance, Integrated Pest Management (IPM), and Safety, completed **75** work orders in January. This team is responsible for maintaining the outdoor areas of all district facilities, including athletic fields, landscaping equipment, and a fleet of 191 maintenance vehicles. The department also oversees pest control, asbestos management, and overall site safety, ensuring that all exterior environments remain safe, functional, and visually well-maintained.

Grounds Work Orders by Craft



Custodial Department – January 2026

The Custodial Department completed **435** work orders in January. This team plays a vital role in supporting district operations through tasks such as furniture relocation, disinfection, and light maintenance.



250

Warehouse – January 2026

Warehouse – Routine Custodial, Food Service, Health Services, and Maintenance Orders processed in January total 455 orders posted in MUNIS and School Dude.

- 99.18% average 3-day delivery time of all supply orders.
- For Delivery, Warehouse, and Surplus Crafts, the warehouse completed 63 School Dude work orders. For Internal Delivery and Records Management Crafts the warehouse completed 173 School Dude work orders. The warehouse completed 219 MUNIS pick tickets. The total completed work orders and pick tickets for January are 455.

The Surplus Warehouse processed two surplus auctions that started in January, with proceeds totaling \$7,395.00.

Document Services – Print Shop - Laserfiche – Project Requests - Work Orders

251

We received numerous requests to pull HR archival records (to pull and scan files to the Employee Records Repository).

Forms Management – Requests and Change Orders

Laserfiche Project and Work Order:

January was a strong and productive month filled with meaningful progress across multiple areas. The highlight of the month was the successful upgrade to Laserfiche Version 12, which is now live and running smoothly. The upgrade went as planned and has already positioned the district for continued growth in automation and efficiency. Work also advanced on several key initiatives, including the Emergent Bilingual Onboarding System, the Travel and Expense Reimbursement form, and the Student Absence Form. Each of these efforts reflects the district's continued commitment to modernizing processes and making daily operations easier for staff across all campuses.

The Print Shop and Mailroom teams continued to demonstrate exceptional focus and dependability throughout the month.

The print shop maintained a steady workload, completing numerous important district jobs, while recruitment continued for the Production Lead position. The mailroom reached a major milestone when all W-2s and payroll letters were processed, postmarked, and mailed on the same day—an impressive accomplishment that showcased strong coordination and teamwork.

Public Information Requests and subpoenas continued to flow in steadily. The team remains diligent in tracking deadlines, coordinating with legal counsel as necessary, and maintaining full compliance with all applicable requirements. While weather briefly impacted operations, timelines were managed effectively, and no requests are currently nearing their due dates.

The Records Management team maintained consistent progress this month, focusing on the complete lifecycle of records—from timely retrieval to scanning, indexing, and refileing. Several internal processes are being reviewed and refined to ensure accountability and alignment with best practices. These updates will help ensure records remain secure, accessible, and efficiently managed.

Across Document Services, the department continues to operate efficiently and collaboratively, even as staffing and budgets remain tight. The team remains focused on maximizing resources, addressing smaller issues before they grow, and strengthening communication between the print shop, mailroom, and records operations. The shared commitment to excellence continues to drive the department forward as we look ahead to another productive year.

GovQA - Public Information & Subpoenas

In January:

For the 2025-2026 school year:

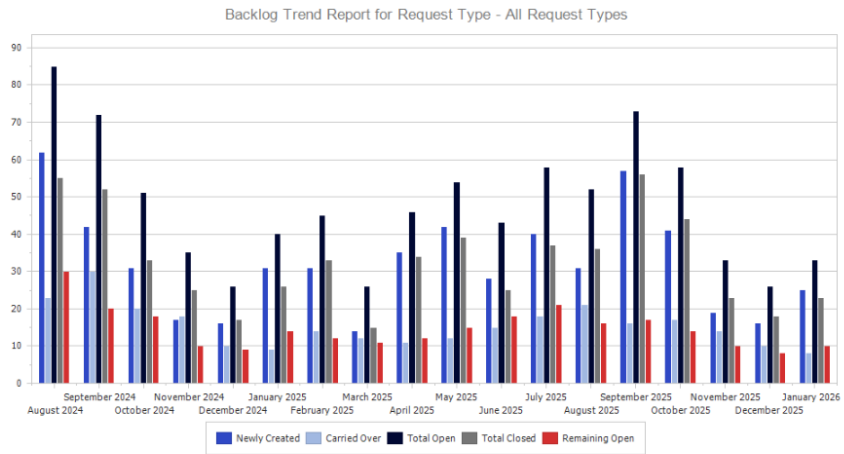
Period Summary

Reporting Period: 1/1/2026 - 1/31/2026
Request Type: All Request Types
Department: All Departments
Group: All Groups
Run Date: 01/29/2026 9:02 AM



Backlog Trend Report

Create Date: 8/1/2024 - 1/31/2026
 Report On: Request Type - All Request Types
 Group Time Frame: Month
 Filter: Assigned Department - All Assigned Departments
 Run Date: 1/29/2026 9:03 AM



ScribOrder - Student Record Requests

In January, 190 student records requests were received.

Order Data Charts

Saved Reports

Submitted Today

Submitted This Week

Submitted This Month

Owner

Any

Date Range

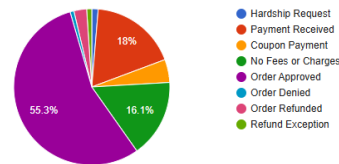
Time Submitted

Begin: 2026-01-01

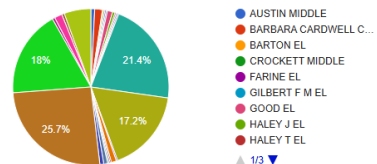
End: 2026-01-31

Run Report

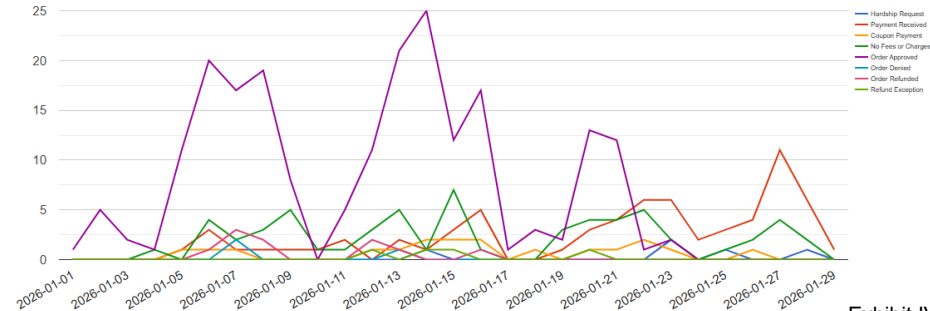
Overall StatusQ



Overall DistributionQ



Status By Date Q



Print Shop - Orders

We received and processed 60 print requests for January; 89,725 B/W & 11,043 Color pages printed. Total billed out (JV) \$10,904 for print services.

Mail Center – Pieces and Postage

We continue to process interoffice mail, postal mail and packages daily.

SchoolDude – Document and Record Management Work Orders

In January, we received 134 total requests.

Craft Comparisons



- Document Management \$4.00 (Last Month)
- Internal Delivery \$176.00 (Last Month)
- Records Management \$10.00 (Last Month)