

IRVING INDEPENDENT SCHOOL DISTRICT

Working - BOARD OF TRUSTEES
5:00 PM

Irving ISD Board Room
2621 West Airport Freeway
Irving, TX 75062
Monday, October 20, 2025

A G E N D A

I. CALL TO ORDER FOR 5:00 P.M. WORK SESSION

II. PUBLIC COMMENTS

A. Public Comment - Individuals Wishing to Address the Board on Agenda Items.

III. Special Recognition

IV. DISCUSSION

A. Presentation on State of the Arts in Irving ISD (A. Gomez) 3

B. Presentation on the 25-26 Irving Independent School District Improvement Plan (D. Galindo) 20

C. Overview of Irving ISD Historical and Current Enrollment (D. Galindo) 40

D. Discuss Items on the October 20, 2025, Regular Board Meeting Agenda

V. EXECUTIVE SESSION - The Board May Recess the Open Meeting and Reconvene in a Closed Meeting Pursuant to the Following Sections of the Texas Government Code and as Authorized by Sections 551.071-551.076 and 551.082-551.084 Therefore of

A. Section 551.071 - To Seek the Advice of the Board's Attorney About:

1. Pending or Contemplated Litigation, Settlement Offer, or Matter Under Investigation.

2. A Matter in Which the Professional Duty of the Attorney to the Board Conflicts with the Applicable Provisions of the Texas Open Meetings Act.

B. Section 551.072 - To Deliberate the Purchase, Exchange, Sale, Lease or Value of Real Property if such Deliberation in Open Session Would Have a Detrimental Effect on the Board's Position in Negotiations with a Third Party.

C. Section 551.074 - To Deliberate the Appointment, Employment, Resignation, Evaluation, Reassignment, Proposed Nonrenewals, Termination, Duties,

Discipline, or Dismissal of a Public Officer or Employee; or to Hear a Complaint or Charge Against an Officer or Employee.

D. Safety and Security - Discussion of District - Wide Intruder Detection Audit Report Findings - District Vulnerability Assessment

VI. **RECONVENE** from Closed Meeting for Action Relative to Items Covered in Such Meeting.

A. Consider Action by the Board Related to Pending or Contemplated Litigation, Settlement Offer, or Matter Under Investigation.

B. Consider Action Regarding Purchase, Exchange, Sale, Lease or Value of Real Property.

C. Public Comments - Individuals Wishing to Address the Board or Make Comments Regarding Issues Not on the Agenda will be Heard at this Time.

VII. **ADJOURNMENT**

WORK SESSION

Monday, October 20, 2025

TOPIC

Presentation On State Of The Arts In Irving ISD

SUBMITTED BY

Ahna Gomez

BACKGROUND

A presentation detailing the current state of participation and excellence in the arts in Irving ISD.

ADDITIONAL AGENDA ATTACHMENTS

State of the Arts Fall 2025.pptx

31.74MB

AGENDA SHEET

MEETING DATE

Monday, October 20, 2025

TOPIC

Presentation On State Of The Arts In Irving ISD

\$1,000

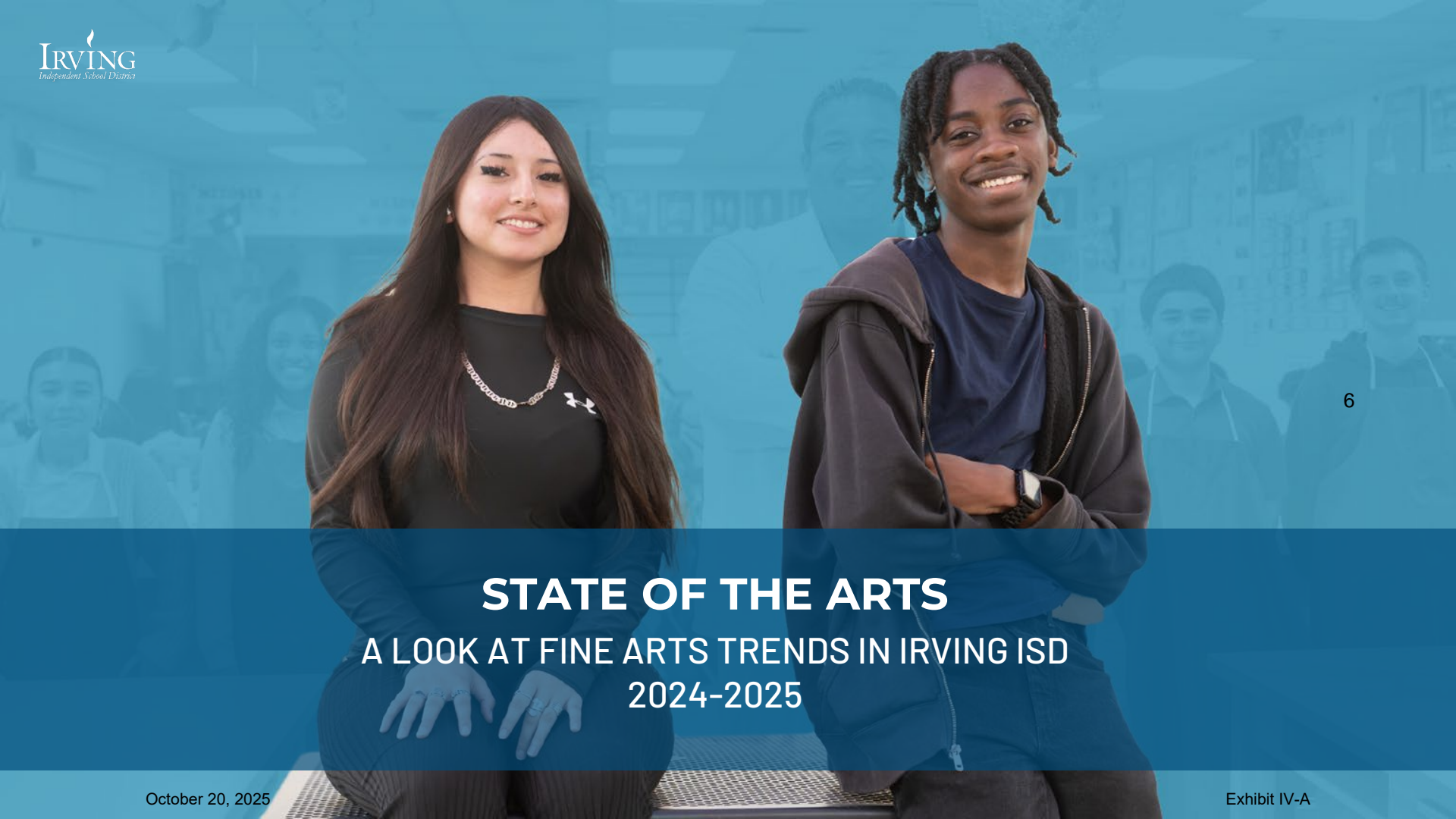
EXTRA YARD
TEACH



5

IRVING

INDEPENDENT SCHOOL DISTRICT



STATE OF THE ARTS

A LOOK AT FINE ARTS TRENDS IN IRVING ISD 2024-2025

Where are we programming?

Band, choir, orchestra – 8 middle schools, 3 high schools

Theatre – 4 middle schools, 4 high schools

Dance – 3 middle schools, 3 high schools

Visual Art – All campuses



\$1,000

**EXTRA YARD
TEACHERS**

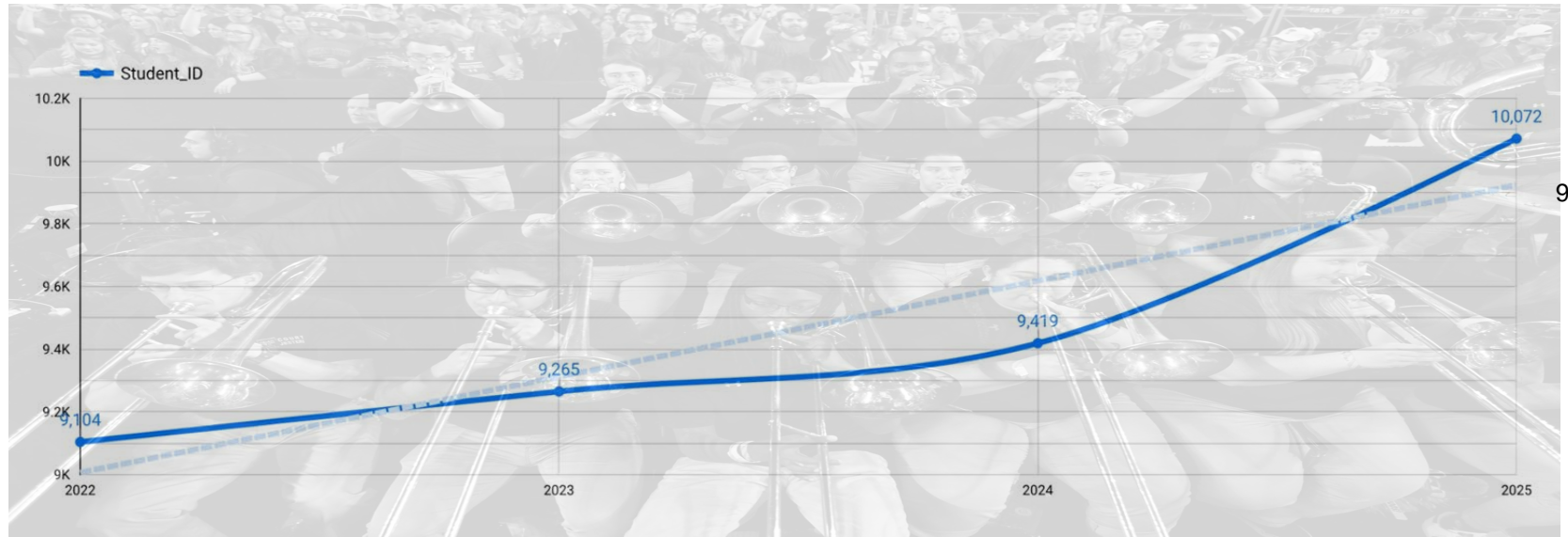
Fine Arts Goals

8

- 1. Participation**
- 2. Excellence**

Participation rate

Why is this important? What is our trend?



9

HS - 5,180

Current total - 10,673

MS - 5,493

Retention and recruiting

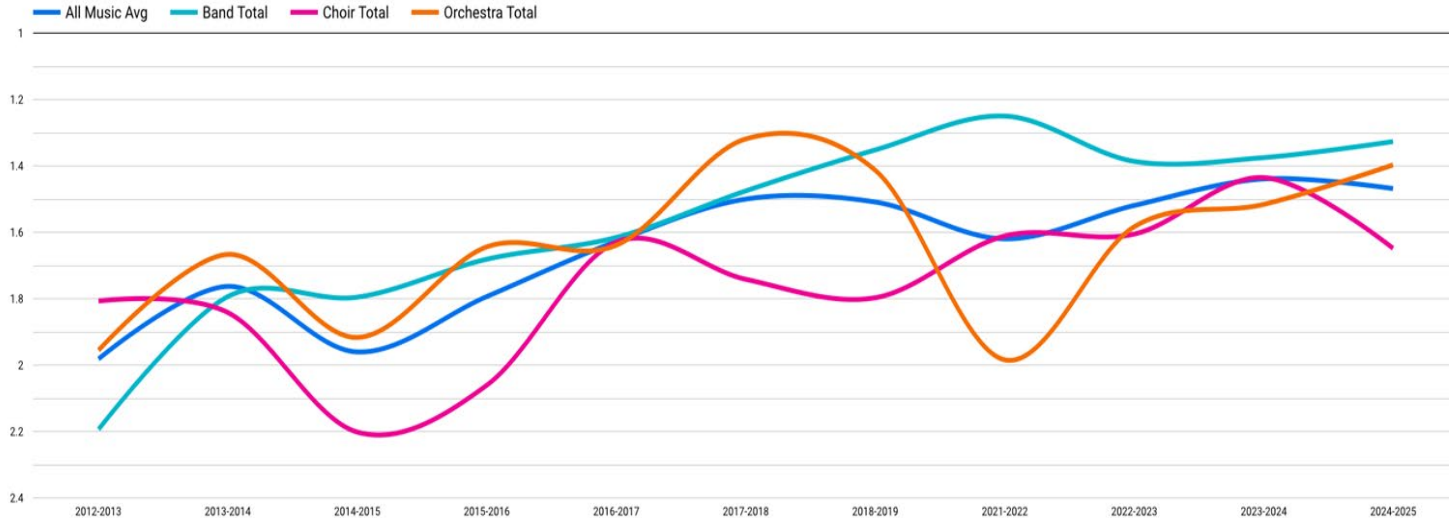
Almost all 6th graders participate in Fine Arts as a part of required credit.

All Fine Arts recruit students in 5th grade with expo performances.¹⁰

The district-wide average for retention is 50% over the last 4 years!

Excellence

UIL Music Results



NUMBER OF UIL SWEEPSTAKES
2017 - 22
2018 - 27
2019 - 31
2020 - 12
2021 - 27
2022 - 26
2023 - 26
2024 - 34
2025 - 36

11

- 1 - Superior
- 2 - Excellent
- 3 - Average
- 4 - Fair
- 5 - Poor

Sweepstakes:
1st divisions earned at all levels
of competition

October 20, 2025

Exhibit IV-A

Excellence

UIL Results by cluster/school

Band

MacArthur

MHS - Sweepstakes

TMS - Sweepstakes

HMS - Sweepstakes

Irving

IHS - Sweepstakes (2)

CMS - Sweepstake

AMS - Sweepstakes

JMS - Division 3

Nimitz

NHS - Sweepstakes (2)

LMS - Sweepstakes (2)

BMS - Sweepstakes (2)

Choir

MacArthur

MHS - Sweepstakes (2)

TMS - Sweepstakes (3)

HMS - Sweepstakes

Irving

IHS - Sweepstakes (2)

CMS - Sweepstakes

AMS - Division 2

JMS - C-2, SR-3

Nimitz

NHS - Sweepstakes

LMS - C-1, SR-2

BMS - Sweepstakes

Orchestra

MacArthur

MHS - C-2, SR-2

TMS - Sweepstakes (2)

HMS - Sweepstakes

Irving

IHS - Sweepstakes (2)

CMS - C-2, SR-1

AMS - Sweepstakes

JMS - C-1, SR2

Nimitz

NHS - Sweepstakes (2)

LMS - Sweepstakes

BMS - Sweepstakes

Theatre

MacArthur

MHS - Advanced round 3 (best crew)

TMS - DNP

Irving

IHS - No Advancement

CMS - DNP

JMS - DNP

Nimitz

NHS - No Advancement

*LMS - A+ All-Star Cast

Singley

SHS - Advanced round 3 (best performer award)

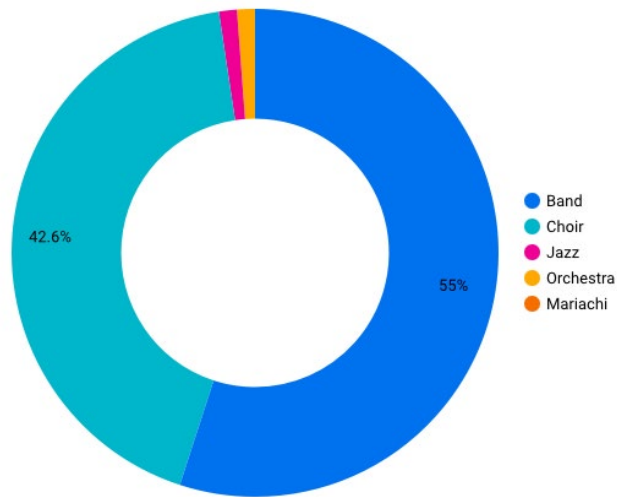
12

*first ever A+ appearance

Excellence

TMEA Music Results

Participation

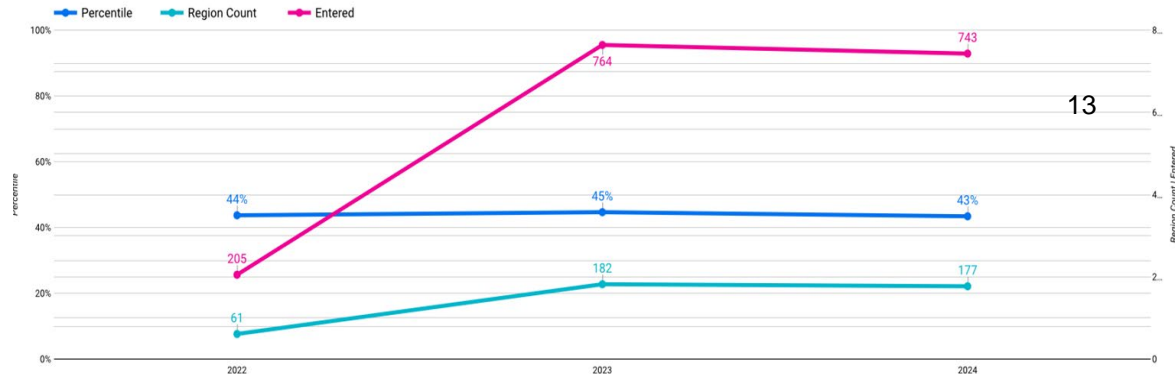


743 total

October 20, 2025

Results

Year over Year Metrics
To view multiple years, make sure to select multiple School Years in the filter at the top of the page.



2022 - 61

Region ensembles

2023 - 182

2024 - 177

2022 - 3

All-state winners

2023 - 6

2024 - 5

Fine Arts has purchased

- Band - \$1,294,872.78
- Choir - \$29,812.03
- Orchestra - \$94,010.17
- Dance - \$29,725.00
- Theatre - \$19,050.00
- ES Music - \$2,386.00



We still have 560 “poor” condition instruments. Average cost of an instrument is \$1500 = \$840,000 in needs

Fine Arts has salvaged 218 (07’ bond) instruments since 2023. Aging inventory!

Also needed: UIL Theatre Sets, Risers, New chairs and stands, ES Music instruments, Band sound equipment, more instruments.

Irving ISD Fine Arts is recognized as a 2024-2025
Texas Art Educators Association District of
Distinction.



2 Year Awardees

- Alvin ISD
- Arlington ISD
- Carrollton-Farmers Branch ISD
- Castleberry ISD
- Cedar Hill ISD
- Fort Worth Academy of Fine Arts
- Galena Park ISD
- Ganado ISD
- Hallsville ISD
- Hays CISD
- Irving ISD
- Kilgore ISD
- Killeen ISD
- Lake Travis ISD
- Little Elm ISD
- Magnolia ISD
- Rockwall ISD
- San Marcos CISD



Irving ISD is recognized as a 2024 Best Communities for Music Education by the NaMM Foundation.



17

District Awards

EXCELLENCE  FINE ARTS

ACTION



TOPIC

Presentation On The 25-26 Irving Independent School District Improvement Plan

PRESENTED BY

DORIAN GALINDO

BACKGROUND

The Board will receive a presentation on the District Improvement Plan (DIP) and the planning process for the current school year. The presentation will highlight the major components of the DIP, including problem statements identified through the comprehensive needs assessment and their alignment with Board goals. The update will also include an overview of the ongoing progress monitoring process and the role of the District Improvement Committee in supporting continuous improvement efforts.

ADDITIONAL AGENDA ATTACHMENTS

25-26SY DIP Board Presentation.pptx.pdf

1.43MB

AGENDA SHEET

MEETING DATE

Monday, October 20, 2025

TOPIC

Presentation On The 25-26 Irving Independent School District Improvement Plan

\$1,000

EXTRA YARD
TEACH

22

IRVING

INDEPENDENT SCHOOL DISTRICT

October 20, 2025

Exhibit IV-B



2025-2026 School Year: District Improvement Plan (DIP)

Dr. Dorian Galindo, Chief of Staff



Purpose of this Presentation:

- Discuss how the DIP is developed, implemented, and monitored.
- Review the primary components of the District Improvement Plan.
- Provide timelines for regular progress updates.

24

District Improvement Plan

- The District Improvement Plan (DIP) is a one-year plan to guide the district and campuses in the improvement of student performance for all student groups in order to attain the achievement of state standards. *TEC 11.252(a)*
- The DIP is
 - A living document, informed by data analysis, needs assessment, climate survey strategic priorities, state/federal compliance requirements, and resource allocation identification;
 - Developed and monitored through the involvement of a variety of stakeholders;
 - Approved by the Board of Trustees

October 20, 2025


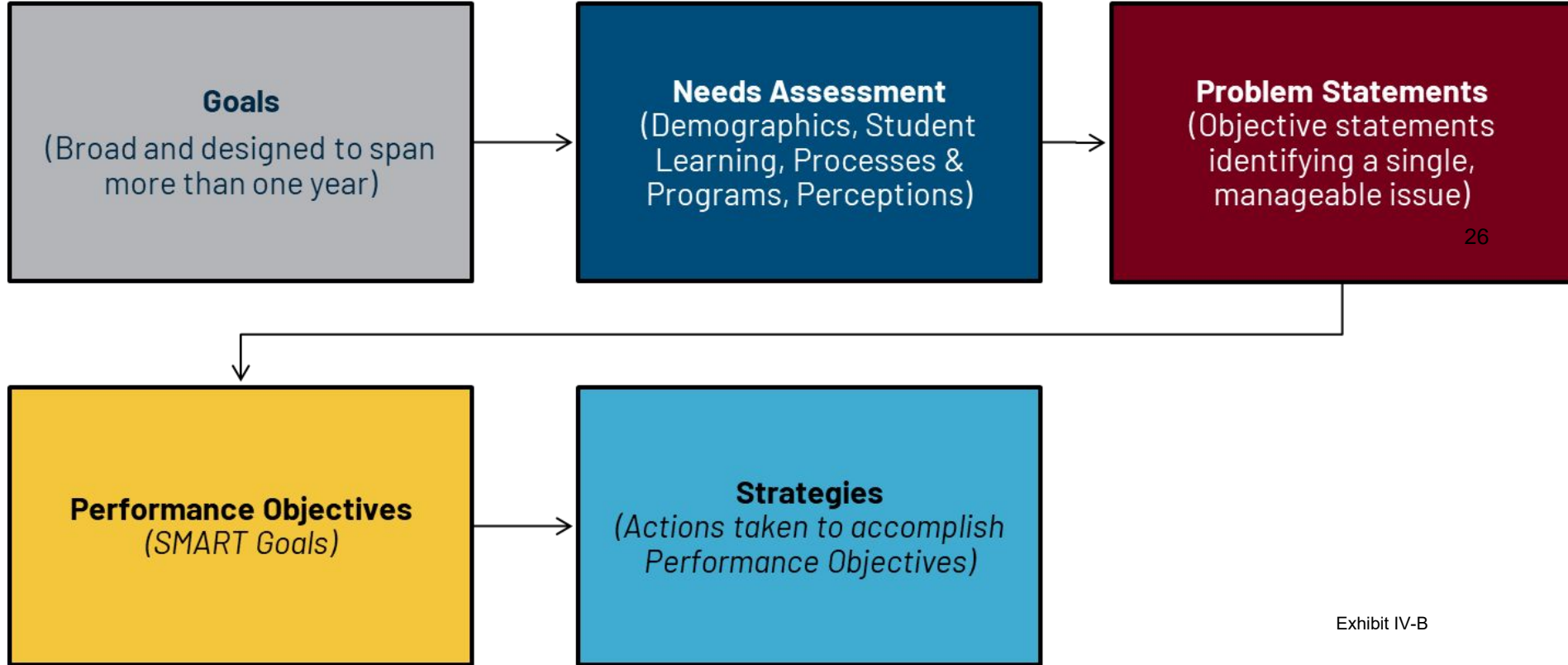


Exhibit IV-B

How is the DIP developed?



Irving ISD's Current Board Goals

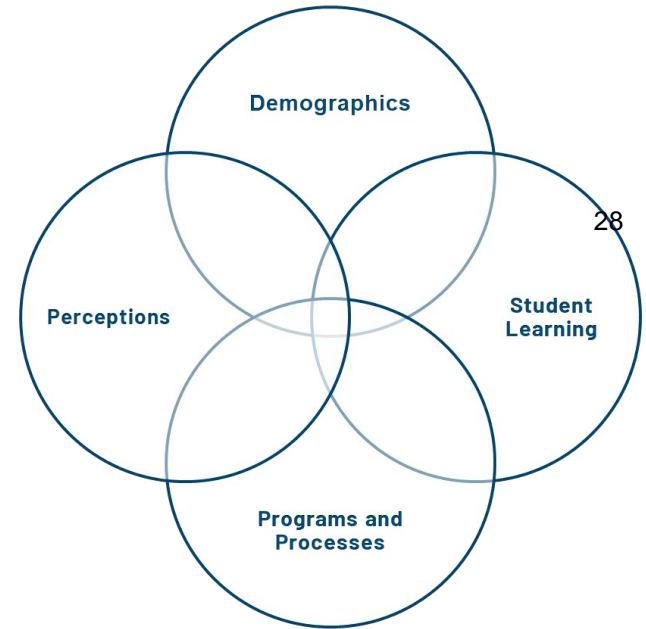
- **In Irving ISD, each student will reach their highest potential and be college and career ready.**
 - Sub Goal 1: In Irving ISD, we will increase the percentage of 3rd-grade students who score Meets Grade Level or above on STAAR Reading from 29% to 44% by June 2029.
 - Sub Goal 2: In Irving ISD, we will increase the percentage of 3rd-grade students who score Meets Grade Level or above on STAAR Math from 25% to 38% by June 2029.
 - Sub Goal 3: In Irving ISD, we will increase overall CCMR Meets from 72% to 90% by 2029.
- **In Irving ISD, we will increase parent and community engagement in the city of Irving.**
- **In Irving ISD, we will provide state-of-the-art facilities that rethink the present design of education for all students.**

27

(Superintendent's Goal): In Irving ISD, we will attract, develop, and maintain life-changing educators committed to each student.

Comprehensive Needs Assessment

- What is the our current state?
 - Demographics
 - Student Learning Environment
 - District Programs & Processes
 - Perceptions
- Based on the information we collect, where should we focus our improvement efforts?



Who supports this process?

- **District Improvement Team**

- Formerly known as the Organizational Collaborative Team (OCT), is a group of district staff at various levels of leadership who work together to author, implement, monitor, and refine district improvement efforts by strengthening alignment and collaboration across department teams.

29

- **District Improvement Committee**

- The District Improvement Committee (DIC) is a group of representative stakeholder members, including students, teachers, parents, and community members who advise district administration in the planning, operating, supervising, and evaluating of the District's educational program, including the preparation, review, and monitoring of the District Improvement Plan.

Prioritized Problem Statements

- The DIP features **24** prioritized problem statements.
- Each problem statement is paired with a root cause that explains why the issue exists.
- They are the highest-leverage needs identified in the Comprehensive Needs Assessment
- These statements connected to one or more strategies and a Board Goal to concentrate improvement efforts across the district.

30

The 24 Prioritized Problem Statements

- Persistent decline in student enrollment
- High at-risk student population
- Need for consistent identification and support for Newcomer Students
- CCMR race/ethnicity disparities



MULTIPLE MEASURES OF DATA

- Low middle school CTE participation
- Inconsistent Tier 1 instruction implementation
- Departments often operate in silos
- High staff turnover and expertise gaps
- Reading strategies & alignment needed
- Limited secondary ELA/Math professional development
- PD lacks personalization and relevance
- Teacher voice underutilized in PD planning
- Staff wellness integration in PD inconsistent

31

- Parents lack clarity on academics and home support
- District-level leadership seen as disconnected
- Divergence between campus vs. district leadership perceptions

- Inconsistency in attendance across grades
- Grades 6–8 Reading STAAR underperformance
- Sharp decline in Grade 7 Math STAAR
- Stagnant 2nd grade reading outcomes
- Spanish STAAR scores remain below averages
- K–1 mid-year performance declines
- Variability in Tier 1 instruction and learning outcomes
- Ongoing bullying concerns at secondary

Six Problem Buckets

1. Student Enrollment & Engagement
2. Academic Performance & Equity Gaps
3. Instructional Quality & Professional Learning³²
4. Staffing, Capacity & Well-being
5. Leadership, Trust & Collaboration
6. Family & Community Partnerships

DIC Feedback → Updates in DIP

What We Heard (Themes):

- *Student Support & Belonging – value, voice, advocacy*
- *Academic Growth – MS literacy/math, homework, AI, projects*
- *Teacher Quality & Wellness – resources, PD, wellness, pay*
- *Engagement – school spirit, parent involvement, attendance*
- *Facilities & Equity – state-of-the-art, extracurriculars, equity*
- *Safety & Security – staffing, systems, safe identity*
- *Communication – one platform, responsiveness, dashboards*
- *Reputation – innovation, college acceptance, caring culture*

33

DIC Feedback → Updates in DIP

How We Addressed It in the DIP:

- *Ensure there is student voice/advocacy opportunities (student solutions council)*
- *Strengthened MS literacy/math interventions & tutoring*
- *Ensure implementation of AI/digital literacy & project-based learning (Code to the Future)*
- *Elevated teacher wellness in retention & PD framework*
- *Ensure improvement in family communication plan (platforms, dashboards, feedback loops)*
- *Ensure added strategies to celebrate community contributions & track reputation outcomes*

Aligned Improvement Strategies

- The DIP features aligned improvement strategies.
- Each prioritized problem statement is tied to at least one improvement strategy.
- Each strategy will be measured by a performance objective.
- Each Board Goal has aligned performance objectives and strategies.

35

Formative and Summative Reviews

The 2025-2026 District Improvement Plan will implement and monitor the progress the improvement strategies featured in the plan throughout the year:

36

November 2025

**Formative
Strategy
Progress
Check #1**

February 2026

**Formative
Strategy
Progress
Check #2**

April 2026

**Formative
Strategy
Progress
Check #3**

June 2026

**Summative
Strategy
Review
(Evaluation)**

\$1,000

**EXTRA YARD
TEACHERS**

Questions?

EXCELLENCE **in**
ACTION



TOPIC

Overview Of Irving ISD Historical And Current Enrollment

PRESENTED BY

DORIAN GALINDO

BACKGROUND

A presentation will be provided to the Board highlighting Irving ISD's historical and current enrollment trends. The report will review multi-year patterns in student enrollment, including shifts by grade level, campus, and feeder pattern. The Board will also receive an update on the current year's enrollment status, along with a capacity analysis to identify areas of growth, decline, and potential impact on future planning.

ADDITIONAL AGENDA ATTACHMENTS

IISD Enrollment Board Presentation.pptx.pdf

2.48MB

AGENDA SHEET

MEETING DATE

Monday, October 20, 2025

TOPIC

Overview Of Irving ISD Historical And Current Enrollment

\$1,000

EXTRA YARD
TEACH



42

IRVING

INDEPENDENT SCHOOL DISTRICT

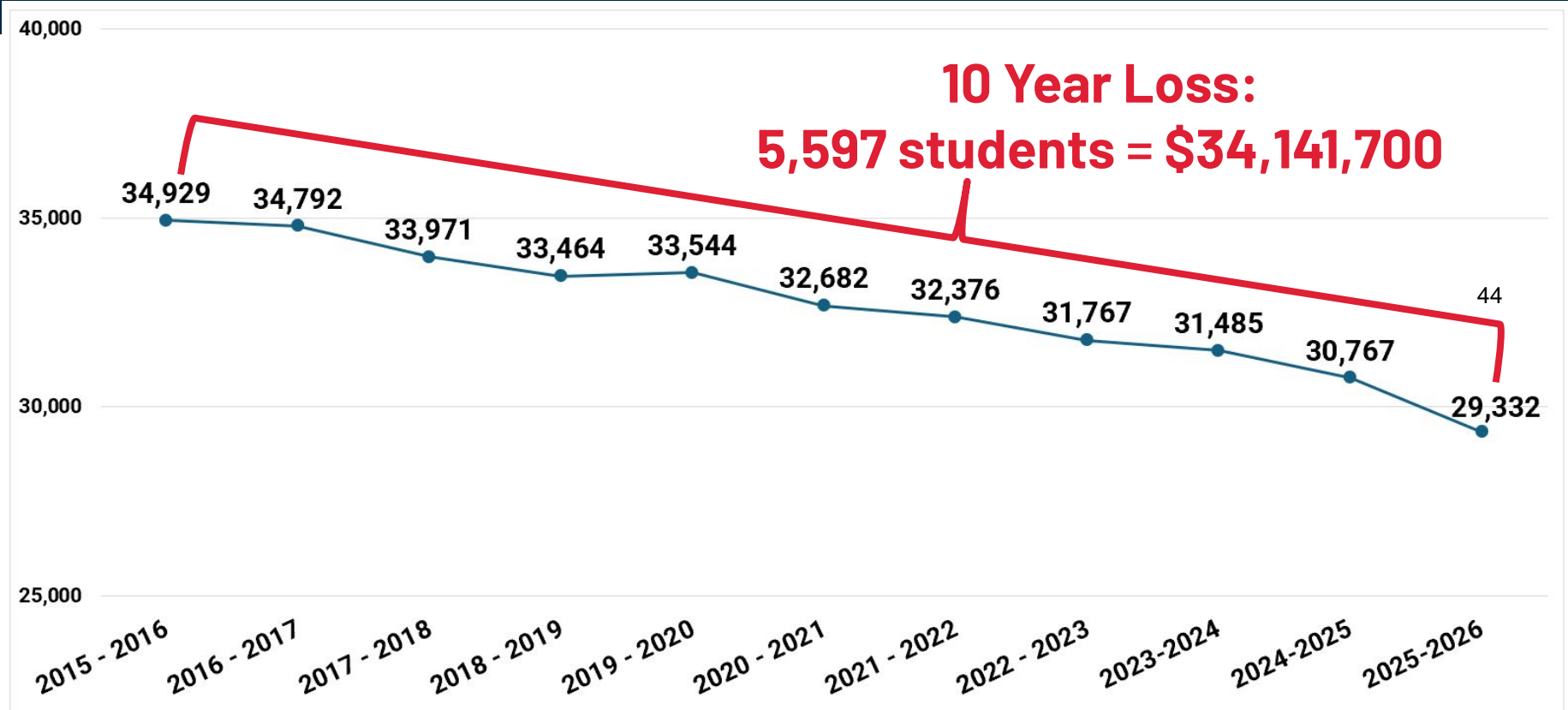
October 20, 2025

Exhibit IV-C

Overview of Historical Enrollment and Current State of Enrollment

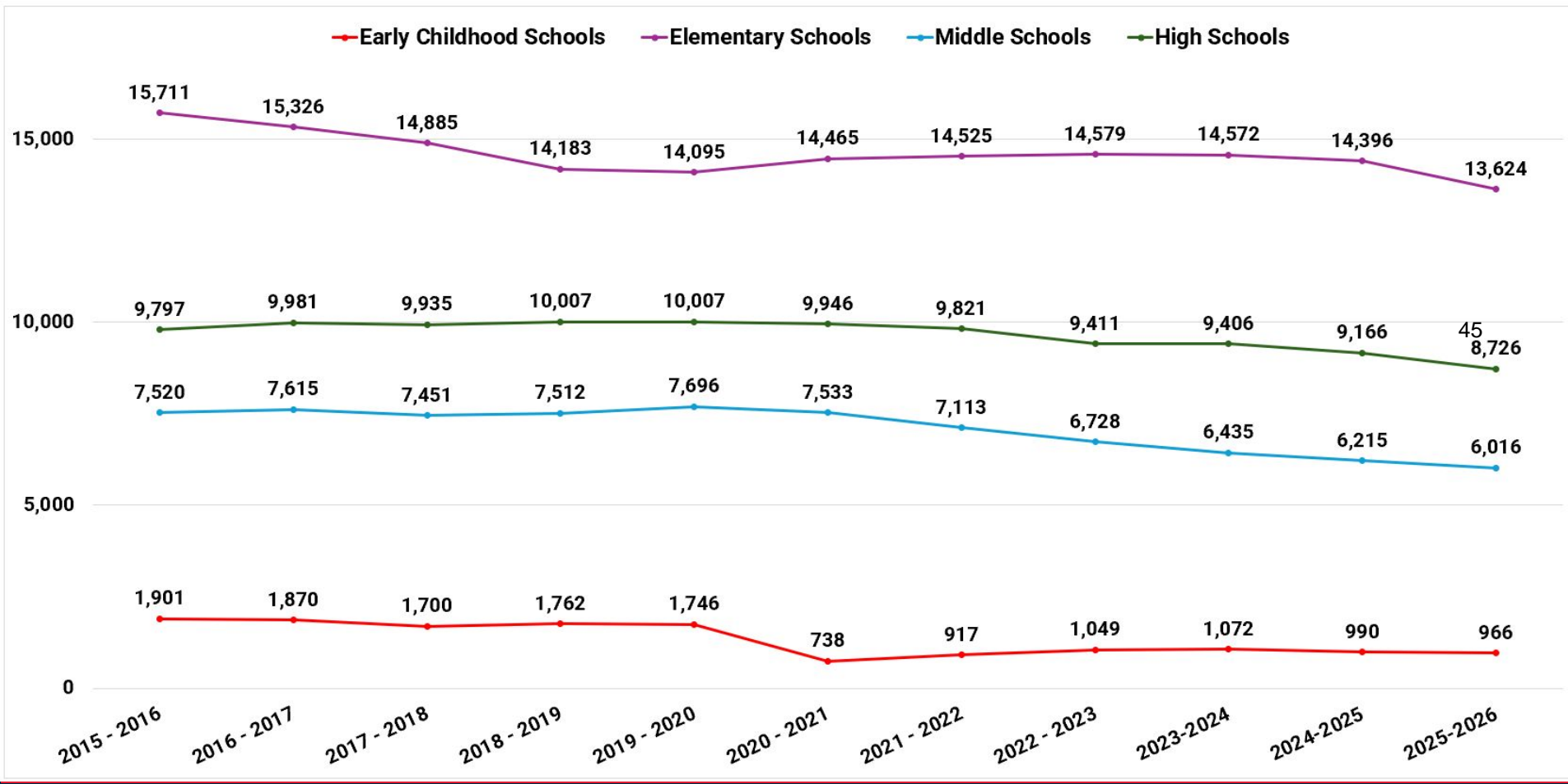
Dr. Dorian Galindo, Chief of Staff

Total Fall Snapshot Membership at Irving ISD: A 10 Year Review

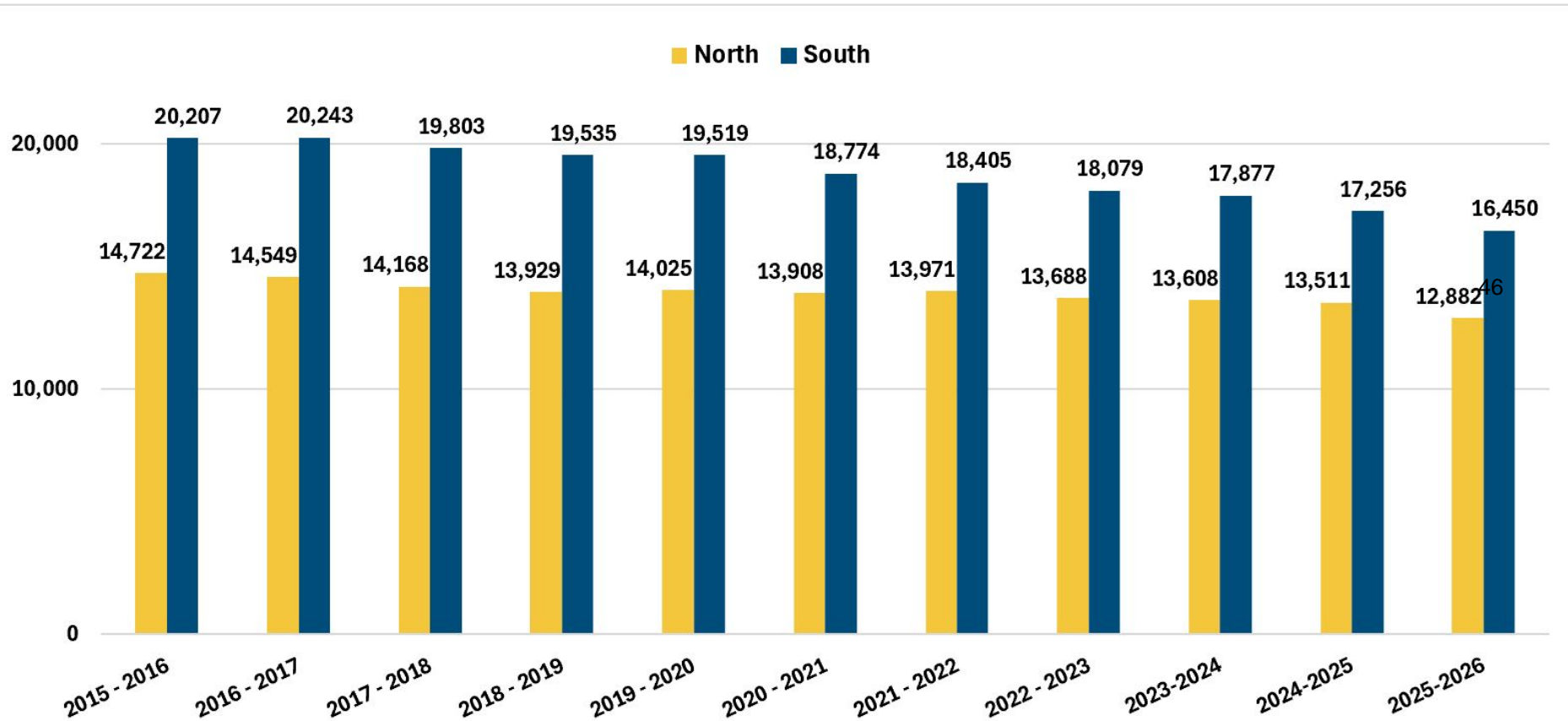


Estimated Cost per student: ~6,100

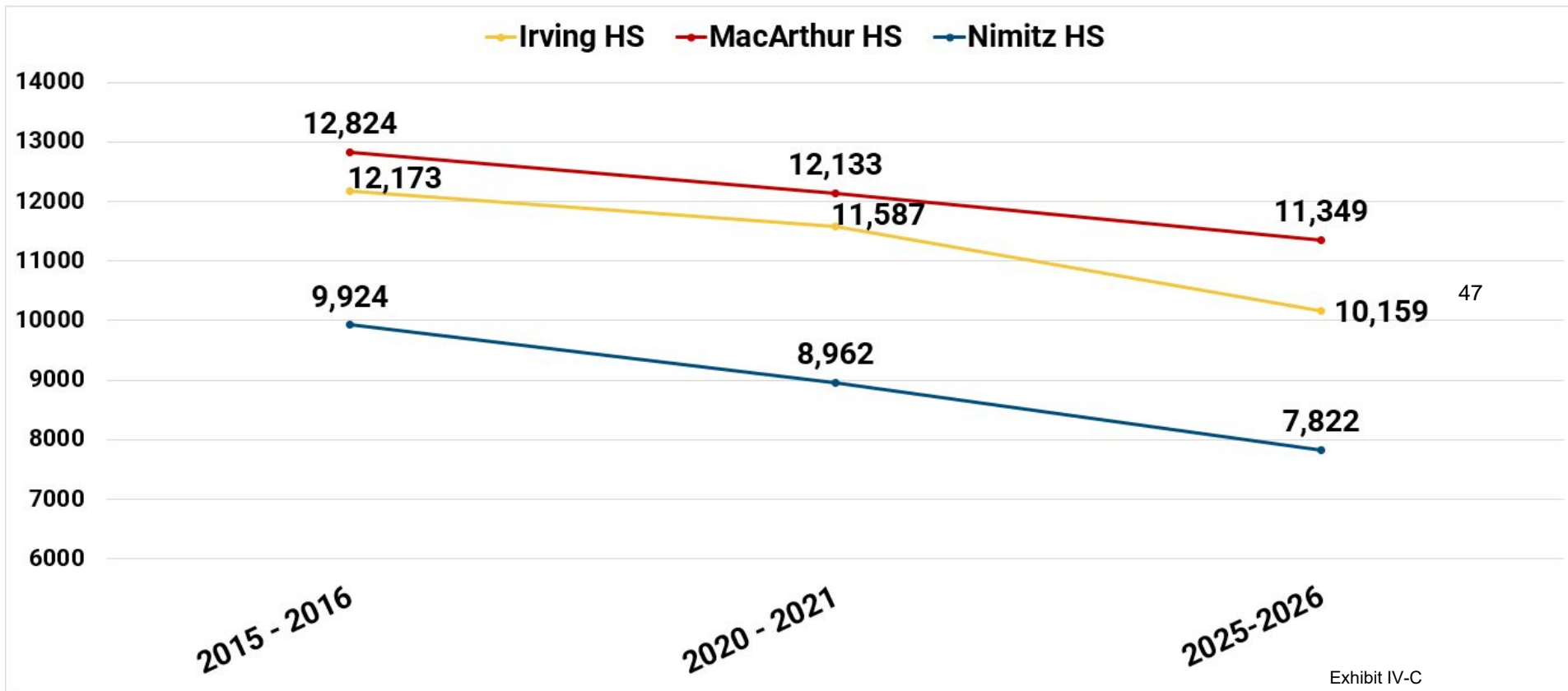
Historical and Current Enrollment by Campus Level



Enrollment Differences Across Campus Levels Using 183



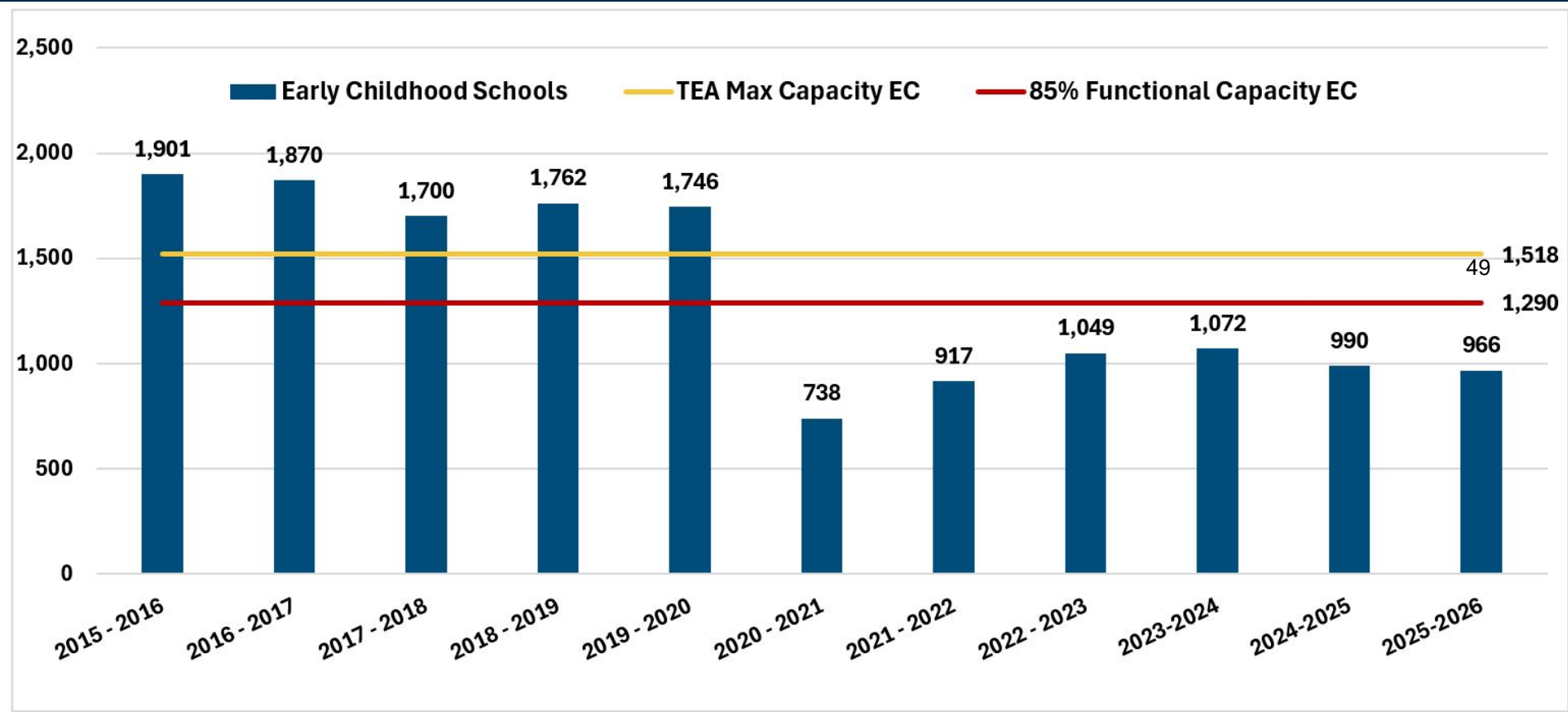
Historical and Current Enrollment by High School Feeder:



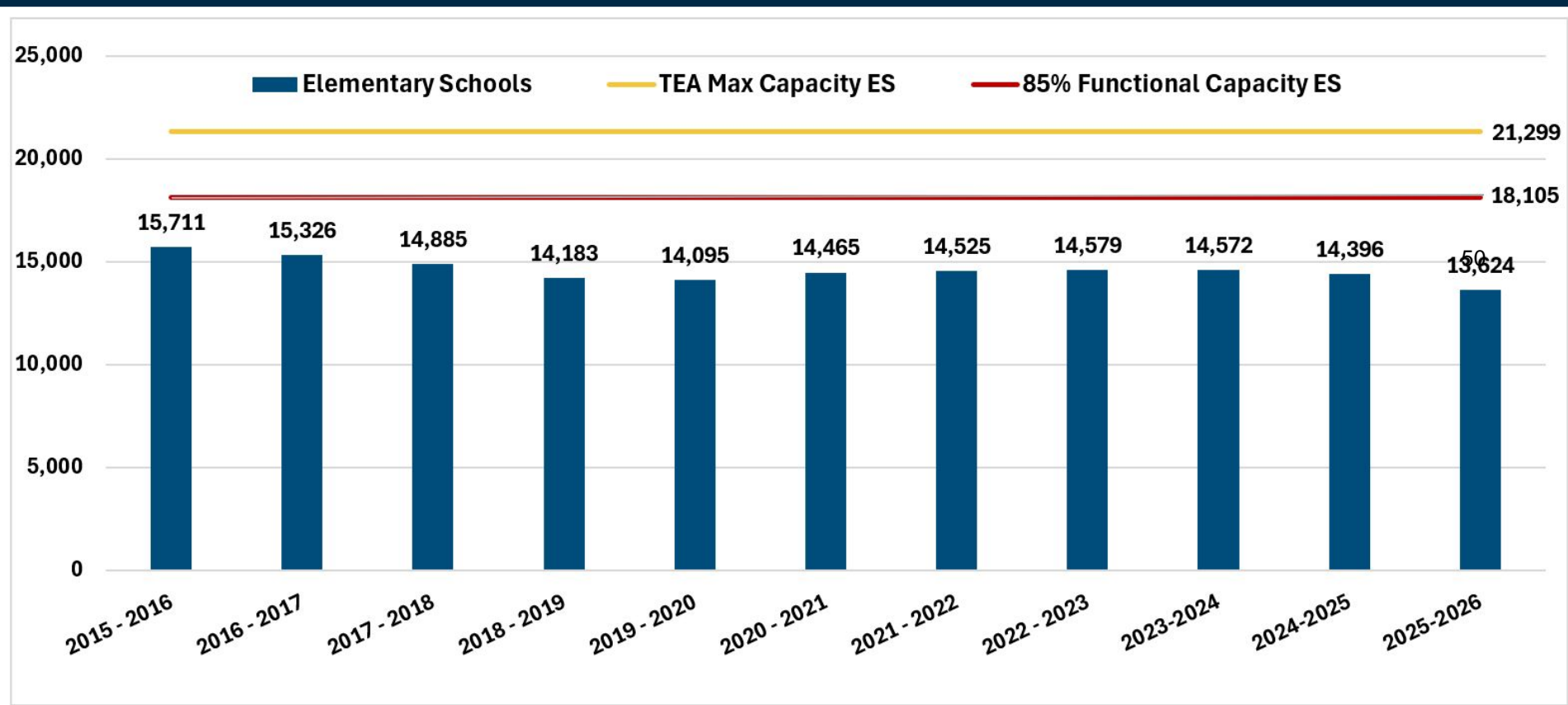
Fall Enrollment By Grade: A 10 Year Review

Grade	2015 - 2016	2016 - 2017	2017 - 2018	2018 - 2019	2019 - 2020	2020 - 2021	2021 - 2022	2022 - 2023	2023-2024	2024-2025	2025-2026	10 Yr Diff	10 Yr % Chg
EE	93	90	123	117	130	72	100	114	114	101	49	-44	-47%
PK	1,825	1,794	1,606	1,682	1,651	1,937	2,221	2,301	2,364	2,156	2,106	281	15%
K	2,417	2,240	2,288	2,087	2,282	2,088	2,210	2,220	2,145	2,135	1,917	-500	-21%
1	2,701	2,478	2,245	2,275	2,193	2,204	2,205	2,285	2,228	2,161	2,083	-618	-23%
2	2,703	2,668	2,442	2,234	2,328	2,144	2,181	2,249	2,294	2,202	2,051	-652	-24%
3	2,730	2,667	2,592	2,397	2,263	2,237	2,150	2,121	2,240	2,247	2,107	-623	-23%
4	2,580	2,706	2,645	2,551	2,414	2,204	2,227	2,138	2,153	2,247	2,155	-425	-16%
5	2,563	2,553	2,644	2,602	2,580	2,317	2,148	2,200	2,106	2,137	2,132	-431	-17%
6	2,533	2,498	2,467	2,578	2,574	2,467	2,203	2,105	2,144	1,990	1,997	-536	-21%
7	2,607	2,548	2,486	2,477	2,636	2,538	2,445	2,197	2,104	2,158	1,945	-662	-25%
8	2,382	2,572	2,498	2,459	2,486	2,528	2,466	2,427	2,188	2,068	2,070	-312	-13%
9	2,827	2,827	2,951	2,878	2,860	2,594	2,886	2,782	2,767	2,542	2,294	-533	-19%
10	2,497	2,591	2,470	2,581	2,614	2,580	2,396	2,443	2,457	2,398	2,248	-249	-10%
11	2,398	2,329	2,338	2,281	2,357	2,451	2,287	2,134	2,133	2,111	2,161	-237	-10%
12	2,073	2,231	2,176	2,265	2,176	2,321	2,251	2,051	2,048	2,114	2,017	-56	-3%
TOTALS	34,929	34,792	33,971	33,464	33,544	32,682	32,376	31,767	31,485	30,767	29,332	-5597	-16%
Difference: Year to Year		-137	-821	-507	80	-862	-306	-609	-282	-718	-1,435		

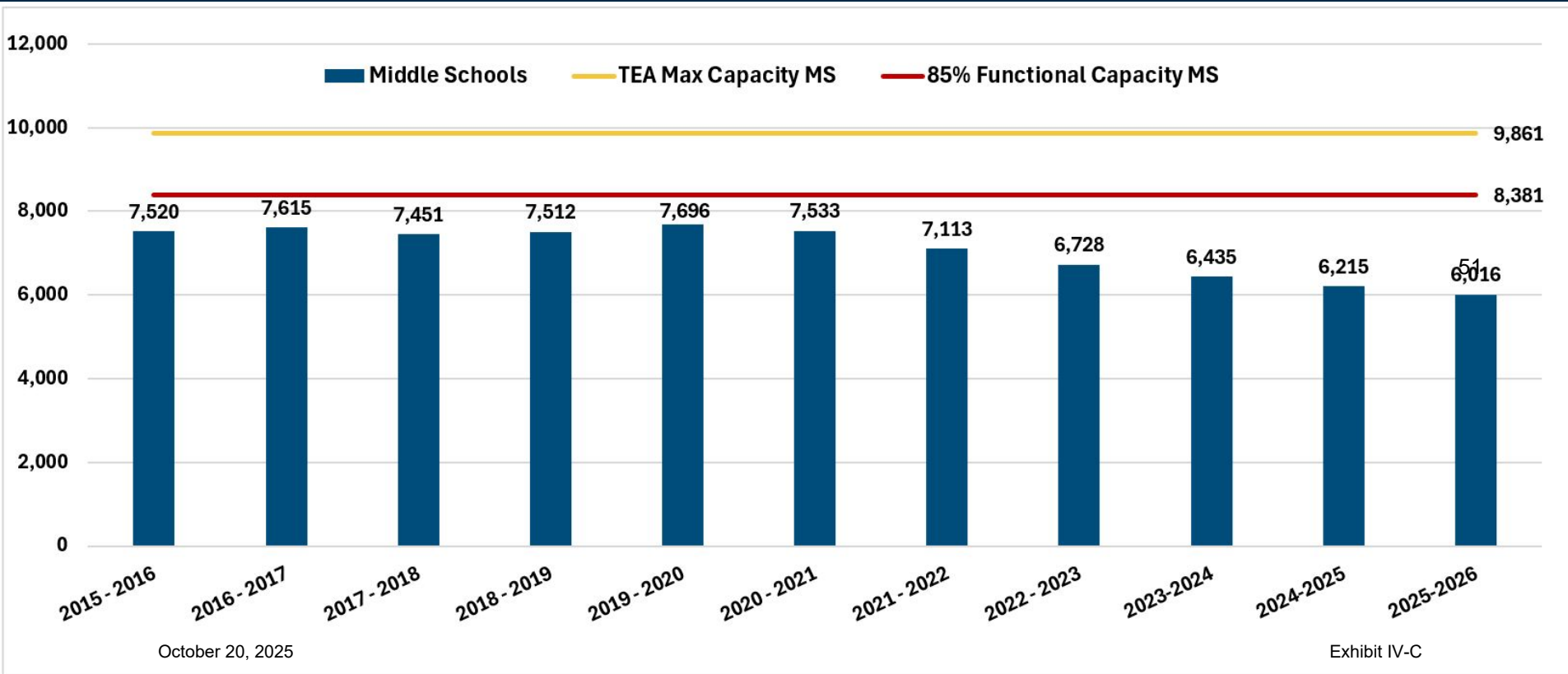
Capacity Analysis: Early Childhood Schools



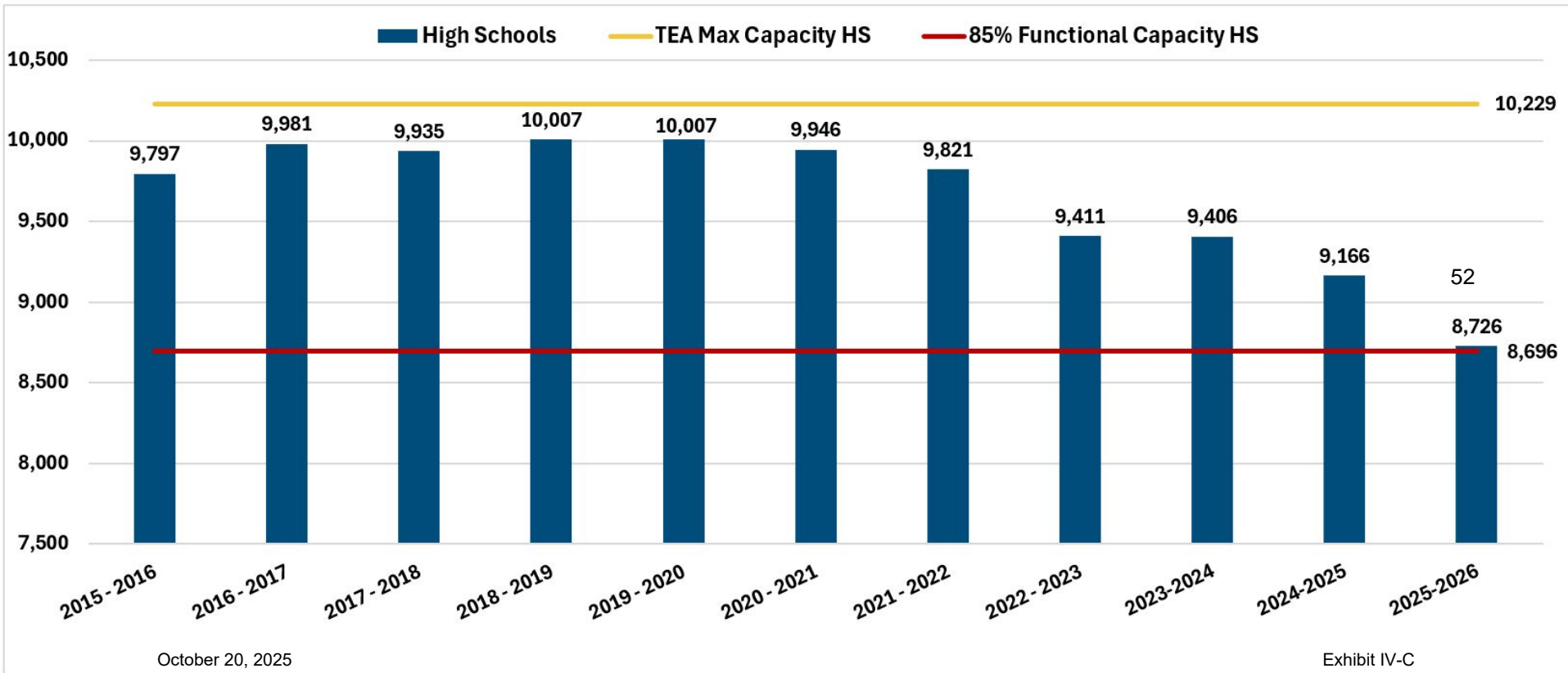
Capacity Analysis: Elementary Schools



Capacity Analysis: Middle Schools



Capacity Analysis: High Schools



October 20, 2025

Exhibit IV-C

TEA Transfer Report - Where are students going?

2014-15 2024-25 10 Yr Diff

	2014-15	2024-25	10 Yr Diff
Great Hearts Texas (015835)		806	806
Uplift Education (057803)	1327	1,643	316
Harmony Public Schools - North Texas - 161807	149	223	74
Winfree Academy Charter Schools (057828)	127	149	22
Ume Preparatory Academy - 057845		19	19
Trinity Basin Preparatory - 057813		17	17
International Leadership Of Texas (057848)	8	23	15
Life School (057807)	5	10	5
Harmony Science Acad (Waco) (161807)			0
Texas Leadership (226801)			0
Westlake Academy Charter School (220810)			0
Treetops School International (220801)	14	13	-1
Texas College Preparatory Academie (221801)	95	93	-2
Advantage Academy (057806)	5		-5
Focus Learning Academy (057817)	6		-6
Texans Can Academies (057804)	8		-8
Academy For Academic Excellence (057814)	35		-35
Manara Academy (057844)	292	241	-51
Premier High Schools (072801)	109	10	-99
Universal Academy (057808)	688	524	-164
Total:	2868	3771	903

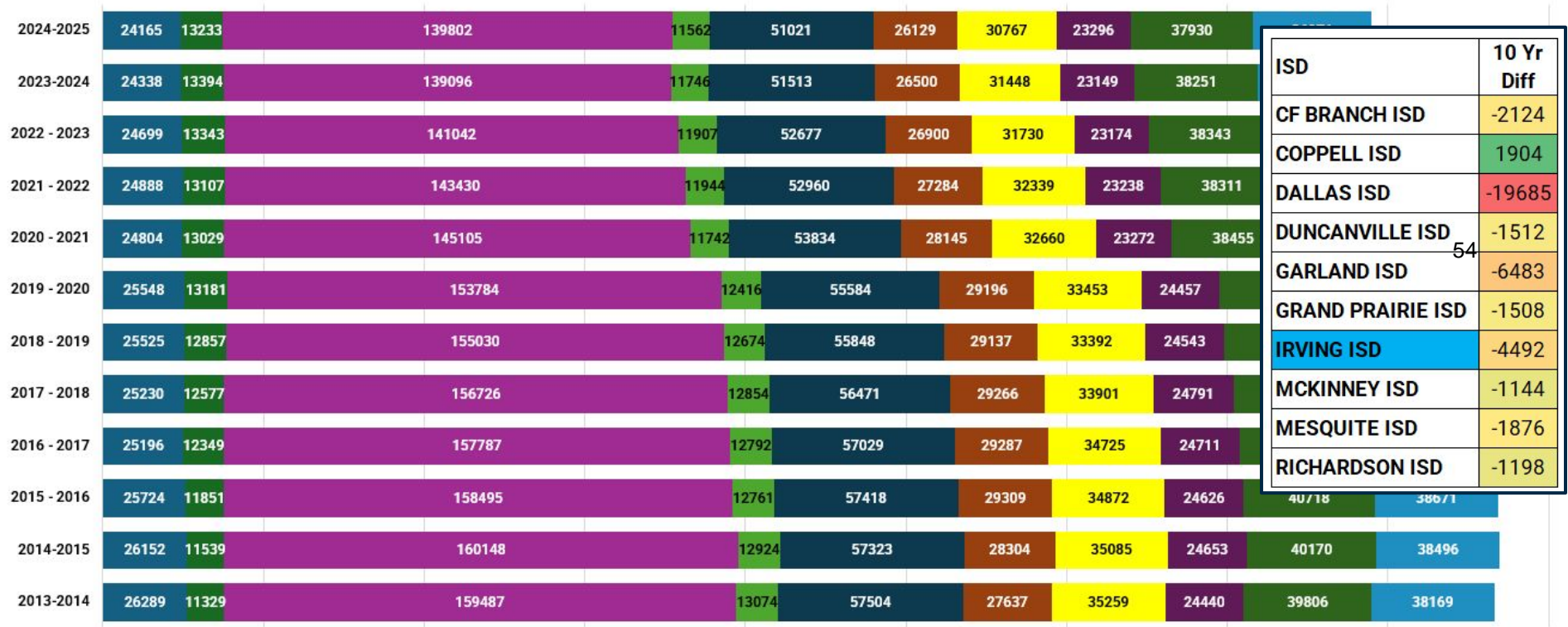
2014-15 2024-25 10 Yr Diff

	2014-15	2024-25	10 Yr Diff
Dallas ISD (057905)	16	211	195
Carrollton-Farmers Branch ISD (057903)	12	172	160
Hallsville ISD - 102904		97	97
Roscoe Collegiate ISD - 177901		72	72
Grand Prairie ISD (057910)	20	90	70
Fort Stockton ISD - 186902		49	49
Coppell ISD (057922)		21	21
Grapevine-Colleyville ISD - 220906		12	53 12
Arlington ISD - 220901		10	10
Hurst-Euless-Bedford ISD (220916)	6		-6
Carroll ISD (220919)	7		-7
Total:	61	734	673

Transfer Reports: Description: Counts of students residing in one district and attending another

Comparisons with other Districts in Proximity to Irving ISD:

■ CF BRANCH ISD ■ COPPELL ISD ■ DALLAS ISD ■ DUNCANVILLE ISD ■ GARLAND ISD ■ GRAND PRAIRIE ISD ■ IRVING ISD ■ MCKINNEY ISD ■ MESQUITE ISD ■ RICHARDSON ISD



ISD	10 Yr Diff
CF BRANCH ISD	-2124
COPPELL ISD	1904
DALLAS ISD	-19685
DUNCANVILLE ISD	-1512
GARLAND ISD	-6483
GRAND PRAIRIE ISD	-1508
IRVING ISD	-4492
MCKINNEY ISD	-1144
MESQUITE ISD	-1876
RICHARDSON ISD	-1198

Source: <https://rptsvr1.tea.texas.gov/adhocrpt/adste.html>

\$1,000

**EXTRA YARD
TEACHERS**

Questions?

EXCELLENCE **in**
ACTION

