

IRVING INDEPENDENT SCHOOL DISTRICT

Regular - BOARD OF TRUSTEES
7:00 PM

Irving ISD Board Room
2621 West Airport Freeway
Irving, TX 75062
Monday, November 18, 2024

A G E N D A

I. CALL TO ORDER FOR 7:00 P.M. REGULAR BOARD MEETING

II. FIRST ORDER OF BUSINESS

- A. Announcement by the Chairperson Whether a Quorum is Present, and that the Meeting has been Duly Called, and that Notice of the Meeting has been Posted in Accordance with the Texas Open Meetings Act. Texas Government Code Chapter 551.
- B. Invocation - Sonjia Dickerson - Dayspring Family Church
- C. Pledge of Allegiance to the American and Texas Flags Presented by Schulze ES
- D. Recognition of the Teacher of the Month - Brittany Anderson, 2nd Grade Teacher, Hanes ES 4
- E. Recognition of the Employee of the Month - Elsa Chaverria, Attendance Clerk, Johnston ES 5
- F. Recognition of the Guest Educator of the Month - Arletha Scales, Nominated by Houston MS 6
- G. Special Recognition
 - 1. Irving Schools Foundation Announcing the Employee Giving Campaign Results and Top Schools (C. Scanio) 7
- H. Public Hearing Regarding the Financial Integrity Rating System of Texas (FIRST REPORT) (F. Natividad) 36
- I. Announcements
 - 1. Administration
 - a. Superintendent Announcement(s)
 - 2. Board of Trustees 1

a.	Individual Trustee Report on IISD Student Activity/Event	
J.	Public Comment - Individuals Wishing to Address the Board on Agenda Items.	
III.	ACTION ITEMS	
A.	Consider Approval of Consent Agenda Items:	
1.	Consider Approval of Minutes of October 21, 2024 Board Meeting (M. Hernandez)	56
2.	Consider Approval of Financial Statement for September 2024 (A.D. Jenkins)	62
3.	Consider Approval of Resolution and Order No. #24-25-03 Authorizing November Amendment to the 2024-2025 Budget (A.D. Jenkins)	91
4.	Consider Approval of Resolution No. #24-25-02 Acknowledging the IISD Investment Policy has been Reviewed and Revised as Required by Public Funds Investment Act (A.D. Jenkins)	101
5.	Consider Approval of the Supplements to the Irving ISD Tax Rolls (A.D. Jenkins)	126
6.	Consider Approval of Renewal of Award for Request for Proposals (RFP) #23-05-914 for the Purchase of Office and Campus Furniture (F. Natividad/ J. Pilgrim)	190
7.	Consider Approval of a Calendar Designating Non-Business Days for the 2025 Calendar Year in Connection with the Processing of Public Information Requests (J. C. Martinez/ W. Nute/ M. Turner/ E. Orr)	195
8.	Consider Acceptance of Gifts and Donations to the District (F. Natividad)	197
IV.	OTHER BUSINESS	
A.	Written Reports	
1.	Division Reports	
a.	Business Services	200
•	Total Tax Collections	
•	Payroll	
•	Investment Earnings	
b.	Support Services	204

- Monthly Maintenance Work Order Summary Report for October (A. Smith/S. Andrews)

c. Human Resources

V. **EXECUTIVE SESSION** - The Board may Recess the Open Meeting and Reconvene in a Closed Meeting Pursuant to the Following Sections of the Texas Government Code and as Authorized by Sections 551.071-551.076 and 551.082-551.084 Therefore of

A. Section 551.071 - To Seek the Advice of the Board's Attorney About:

1. Pending or Contemplated Litigation, Settlement Offer, or Matter Under Investigation.
2. A Matter in Which the Professional Duty of the Attorney to the Board Conflicts with the Applicable Provisions of the Texas Open Meetings Act.

B. Section 551.072 - To Deliberate the Purchase, Exchange, Sale, Lease or Value of Real Property if such Deliberation in Open Session Would have a Detrimental Effect on the Board's Position in Negotiations with a Third Party.

C. Section 551.074 - To Deliberate the Appointment, Employment, Resignation, Evaluation, Reassignment, Proposed Nonrenewals, Termination, Duties, Discipline, or Dismissal of a Public Officer or Employee; or to Hear a Complaint or Charge Against an Officer or Employee.

VI. **RECONVENE** from Closed Meeting for Action Relative to Items Covered in Such Meeting.

A. Consider Action by the Board Related to Pending or Contemplated Litigation, Settlement Offer, or Matter Under Investigation.

B. Public Comments - Individuals Wishing to Address the Board or Make Comments Regarding Issues Not on the Agenda will be Heard at this Time.

VII. **ADJOURNMENT**

SPECIAL RECOGNITION
November 18, 2024

TEACHER OF THE MONTH
November 2024

Ms. Brittany Anderson is truly a game-changer in Irving ISD! She fosters teamwork in her classroom by reminding her students to believe in the “Power of Us,” emphasizing that each of us is a unique and carefully crafted individual with our own talents and abilities. As a team leader at Hanes, she continually inspires our team to reimagine the challenges we face, viewing them as opportunities to rise above our perceived limitations.

From embracing the new curriculum to leading beginning-of-the-year professional learning for our staff, she consistently ignites passion and love for her work, both in the classroom and throughout the school. We are proud to call her our colleague, and our campus is truly blessed to have her serving our students and parents!

Congratulations, Ms. Brittany Anderson, on being Irving ISD’s November Teacher of the Month!

SPECIAL RECOGNITION
November 18, 2024

EMPLOYEE OF THE MONTH
November 2024

Ms. Elsa Chaverria is a hardworking employee who is always willing to help wherever needed. She takes the initiative to complete tasks and is a true team player. Ms. Chavarria demonstrates her Jaguar Pride every day through her interactions with staff, parents, and students. Her willingness to assist in any situation makes her an invaluable part of our team. We couldn't accomplish what we do every day without her help. We are incredibly fortunate to have her here with us at Johnston.

In addition to her daily contributions, Elsa consistently goes above and beyond by supporting her colleagues. Her positive attitude and dedication to excellence inspire everyone around her. We are truly grateful for her unwavering commitment and the positive impact she has on our community.

Congratulations, Ms. Elsa Chaverria, on being Irving ISD's November Employee of the Month!

SPECIAL RECOGNITION
November 18, 2024

GUEST EDUCATOR OF THE MONTH
November 2024

We are delighted to recognize Ms. Arletha Scales as our Guest Educator of the Month. For the past two years, Ms. Scales has been an invaluable member of the Sam Houston Family, bringing positivity, dedication, and an uplifting spirit to our campus every day. She greets each day with a warm smile and a great attitude, often going above and beyond by sharing her kindness – and sometimes even a meal – with her colleagues.

Ms. Scales is more than just a guest educator; she is truly a part of our “Sam Fam.” Her infectious spirit inspires our team, and she engages wholeheartedly in our school culture, from participating in Spirit Week to offering a helping hand wherever needed. Ms. Scales supports our students in reaching their academic goals, making a meaningful impact through her genuine care and commitment. We are deeply grateful to have Ms. Scales with us and are thrilled to honor her exceptional contributions to our school community.

Congratulations, Ms. Arletha Scales, on being Irving ISD’s November Guest Educator of the Month!

EMPLOYEE GIVING CAMPAIGN

Irving Schools Foundation



EMPLOYEE GIVING CAMPAIGN GIVING TOUR SHIRT



FOR A \$25
MONTHLY PAYROLL
DEDUCTION IISD
EMPLOYEES
RECEIVED AN
EMPLOYEE GIVING
CAMPAIGN T-SHIRT!




OVERALL WINNER



HUNKY'S HAMBURGER MAN

Since 1984





OVERALL WINNER

LADY BIRD JOHNSON
MIDDLE SCHOOL

\$21,973.04

AWARD: HUNKY'S HAMBURGER MAN





MEETING YOUR ISF FUNDING GOAL

TACO FOOD TRUCK





MEETING YOUR ISF FUNDING GOAL

LADY BIRD JOHNSON MIDDLE SCHOOL



\$395.99 OVER FUNDING GOAL

AWARD: TACO FOOD TRUCK



MEETING YOUR ISF FUNDING GOAL

THOMAS HALEY
ELEMENTARY SCHOOL

\$205.00 OVER FUNDING GOAL

AWARD: TACO FOOD TRUCK





MEETING YOUR ISF FUNDING GOAL

HANES
ELEMENTARY SCHOOL



\$1,338.95 OVER FUNDING GOAL

AWARD: TACO FOOD TRUCK



MEETING YOUR ISF FUNDING GOAL

**GILBERT
ELEMENTARY SCHOOL**



\$2,172.00 OVER FUNDING GOAL

AWARD: TACO FOOD TRUCK



MEETING YOUR ISF FUNDING GOAL

CLIFTON EARLY CHILDHOOD



CLIFTON
EARLY CHILDHOOD SCHOOL

\$1,311.40 OVER FUNDING GOAL

AWARD: TACO FOOD TRUCK



MEETING YOUR ISF FUNDING GOAL

PIERCE
EARLY CHILDHOOD



Pierce
Early Childhood School

\$291.00 OVER FUNDING GOAL

AWARD: TACO FOOD TRUCK



MEETING YOUR ISF FUNDING GOAL



KINKEADE
EARLY CHILDHOOD

\$220.00 OVER FUNDING GOAL

AWARD: TACO FOOD TRUCK



HIGHEST PER CAPITA

TACO CABANA®

BREAKFAST TACOS



HIGHEST PER CAPITA

NIMITZ HIGH SCHOOL

\$288.62 PER CAPITA

AWARD: TACO FOOD TRUCK





HIGHEST RAISED BY SCHOOL LEVEL

1956
PIZZA
Southlake, TX





HIGHEST RAISED BY SCHOOL LEVEL



IRVING HIGH SCHOOL
\$19,147.00

AWARD: 1956 PIZZA FOOD TRUCK



HIGHEST RAISED BY SCHOOL LEVEL

LADY BIRD JOHNSON
MIDDLE SCHOOL

\$21,973.04

AWARD: 1956 PIZZA FOOD TRUCK





HIGHEST RAISED BY SCHOOL LEVEL

STIPES
ELEMENTARY SCHOOL
\$18,150.00



AWARD: 1956 PIZZA FOOD TRUCK



HIGHEST RAISED BY SCHOOL LEVEL



CLIFTON
EARLY CHILDHOOD SCHOOL

**CLIFTON
EARLY CHILDHOOD**


\$10,525.83

AWARD: 1956 PIZZA FOOD TRUCK



HIGHEST DOLLAR INCREASE FROM LAST YEAR

Tiff's Treats®
cookie delivery





HIGHEST DOLLAR INCREASE FROM LAST YEAR



IRVING HIGH SCHOOL
\$12,675.00

AWARD: TIFF'S TREATS



100% PARTICIPATION



COFFEE AT
YOUR CAMPUS




100% PARTICIPATION



LADY BIRD JOHNSON
MIDDLE SCHOOL

AWARD: COFFEE AT YOUR CAMPUS



100% PARTICIPATION



BROWN
ELEMENTARY SCHOOL

AWARD: COFFEE AT YOUR CAMPUS



100% PARTICIPATION



HANES
ELEMENTARY SCHOOL

AWARD: COFFEE AT YOUR CAMPUS



100% PARTICIPATION



GILBERT
ELEMENTARY SCHOOL

AWARD: COFFEE AT YOUR CAMPUS



100% PARTICIPATION



CLIFTON
EARLY CHILDHOOD

CLIFTON
EARLY CHILDHOOD SCHOOL

AWARD: COFFEE AT YOUR CAMPUS



100% PARTICIPATION



KINKEADE
EARLY CHILDHOOD

AWARD: COFFEE AT YOUR CAMPUS



THANK YOU

WWW.IRVINGSCHOOLSFOUNDATION.ORG

ISF@IRVINGISD.NET

972-600-5018

**Public Hearing Regarding the Financial Integrity Rating System of Texas
(FIRST Report) (F. Natividad)**



IRVING

INDEPENDENT SCHOOL DISTRICT

November 18, 2024

First Order of Business
Exhibit II-H



FIRST Presentation-November 2024

Agenda
2 Questions
What is FIRST?
Implications
Irving ISD Rating
Indicators
2 items
Questions



FIRST Presentation-November 2024

Agenda

2 Questions

IMHO, the 2 most important questions to analyze the state of the District's Finances are:

- **Is Irving ISD in a position that requires using its reserves to fulfill our financial obligations this fiscal year?**
- **What is the FIRST rating obtained for this fiscal year?**



FIRST Presentation-November 2024

Agenda

What is FIRST?

Financial Integrity Rating System of Texas

The state's school financial accountability rating system, known as the School Financial Integrity Rating System of Texas (FIRST), ensures that

Texas public schools are held accountable for the quality of their

financial management practices and that they improve those practices.

November 18, 2024

First Order of Business
Exhibit II-H



FIRST Presentation-November 2024

Agenda

Implications

- The “credit score” for the District directly reflects our rating.
- The rating will affect the interest rate while selling the second series of bonds.
- Second series will be sold during summer of 2025.
 - July/August depending on the market
 - A point difference will be equivalent of about 2.5M per year!



FIRST Presentation-November 2024

Agenda

Irving ISD Rating

Name: **IRVING ISD(057912)**

Status: **Passed**

Rating: A = Superior Achievement

District Score: 96



FIRST Presentation-November 2024

Agenda

Indicators

- 21 Indicators
- Annual Financial Report, Financial Statements, Payments, Debts, Fund Balance, Staffing, Revenues, Expenditures, Assets, Administrative Costs, Yearly Budget, Procedures, Allocation, etc.
- 0-100
- Determination of Rating



FIRST Presentation-November 2024

- **Determination of Rating**

DETERMINATION OF RATING

A.	Did the school district fail any of the critical indicators 1, 2, 3, or 4? If so, the school district's rating is F for Substandard Achievement regardless of points earned.								
B.	Determine the rating by the applicable number of points. <table border="1" data-bbox="137 606 1897 1010"><tr><td data-bbox="137 606 1781 705">A = Superior Achievement</td><td data-bbox="1781 606 1897 705">90-100</td></tr><tr><td data-bbox="137 705 1781 804">B = Above Standard Achievement</td><td data-bbox="1781 705 1897 804">80-89</td></tr><tr><td data-bbox="137 804 1781 904">C = Meets Standard Achievement</td><td data-bbox="1781 804 1897 904">70-79</td></tr><tr><td data-bbox="137 904 1781 1010">F = Substandard Achievement</td><td data-bbox="1781 904 1897 1010"><70</td></tr></table>	A = Superior Achievement	90-100	B = Above Standard Achievement	80-89	C = Meets Standard Achievement	70-79	F = Substandard Achievement	<70
A = Superior Achievement	90-100								
B = Above Standard Achievement	80-89								
C = Meets Standard Achievement	70-79								
F = Substandard Achievement	<70								

November 18, 2024

First Order of Business
Exhibit II-H



FIRST Presentation-November 2024

#	Indicator Description
1	<u>Was the complete annual financial report (AFR) and data submitted to the TEA within 30 days of the November 27 or January 28 deadline depending on the school district's fiscal year end date of June 30 or August 31, respectively?</u>
2	<u>Was there an unmodified opinion in the AFR on the financial statements as a whole? (The American Institute of Certified Public Accountants (AICPA) defines unmodified opinion. The external independent auditor determines if there was an unmodified opinion.)</u>
3	<u>Was the school district in compliance with the payment terms of all debt agreements at fiscal year end? (If the school district was in default in a prior fiscal year, an exemption applies in following years if the school district is current on its forbearance or payment plan with the lender and the payments are made on schedule for the fiscal year being rated. Also exempted are technical defaults that are not related to monetary defaults. A technical default is a failure to uphold the terms of a debt covenant, contract, or master promissory note even though payments to the lender, trust, or sinking fund are current. A debt agreement is a legal agreement between a debtor (= person, company, etc. that owes money) and their creditors, which includes a plan for paying back the debt.)</u>
4	<u>Did the school district make timely payments to the Teachers Retirement System (TRS), Texas Workforce Commission (TWC), Internal Revenue Service (IRS), and other government agencies? (If the school district received a warrant hold and the warrant hold was not cleared within 30 days from the date the warrant hold was issued, the school district is considered to not have made timely payments and will fail critical indicator 4. If the school district was issued a warrant hold, the maximum points and highest rating that the school district may receive is 95 points, A = Superior Achievement, even if the issue surrounding the initial warrant hold was resolved and cleared within 30 days.)</u>
5	<u>Was the total net position in the governmental activities column in the Statement of Net Position (net of accretion of interest for capital appreciation bonds, net pension liability, and other post-employment benefits) greater than zero? (If it is not, the maximum points and highest rating that the school district may receive is 79 points, C = Meets Standard Achievement, unless the school district has an increase of students in membership over 5 years of 7 percent or more or 1,000 or more students in membership. If the school district has an increase of students in membership over 5 years of 7 percent or more or 1,000 or more students in membership, the maximum points and highest rating that the school district may receive is 89 points, B = Above Standard Achievement.)</u>



FIRST Presentation-November 2024

6	<u>Was the average change in (assigned and unassigned) fund balances over 3 years less than a 25 percent decrease or did the current year's assigned and unassigned fund balances exceed 75 days of operational expenditures? (If the school district fails indicator 6, the maximum points and highest rating that the school district may receive is 89 points, B = Above Standard Achievement.)</u>
7	<u>Was the number of days of cash on hand and current investments in the general fund for the school district sufficient to cover operating expenditures (excluding facilities acquisition and construction)? See ranges below in the Determination of Points section.</u>
8	<u>Was the measure of current assets to current liabilities ratio for the school district sufficient to cover short-term debt? See ranges below in the Determination of Points section.</u>
9	<u>Did the school district's general fund revenues equal or exceed expenditures (excluding facilities acquisition and construction)? If not, was the school district's number of days of cash on hand greater than or equal to 60 days? See ranges below in the Determination of Points section.</u>
10	This indicator is not being evaluated.
11	<u>Was the ratio of long-term liabilities to total assets for the school district sufficient to support long-term solvency? (If the school district's increase of students in membership over 5 years was 7 percent or more or 1,000 or more students in membership, then the school district passes this indicator.)</u>
12	<u>What is the correlation between future debt requirements and the district's assessed property value?</u>

November 18, 2024

First Order of Business
Exhibit II-H



FIRST Presentation-November 2024

- 13 Was the school district's administrative cost ratio equal to or less than the threshold ratio? See ranges below in the Determination of Points section.
- 14 Did the school district not have a 15 percent decline in the students to staff ratio over 3 years (total enrollment to total staff)? If the student enrollment did not decrease, the school district will automatically pass this indicator.
- 15 This indicator is not being evaluated.
- 16 Did the comparison of Public Education Information Management System (PEIMS) data to like information in the school district's AFR result in a total variance of less than 3 percent of all expenditures by function? (If the school district fails indicator 16, the maximum points and highest rating that the school district may receive is 89 points, B = Above Standard Achievement.)
- 17 Did the external independent auditor report that the AFR was free of any instance(s) of material weaknesses in internal controls over financial reporting and compliance for local, state, or federal funds and free from substantial doubt about the school district's ability to continue as a going concern? (The AICPA defines material weakness.) (If the school district fails indicator 17, the maximum points and highest rating that the school district may receive is 79 points, C = Meets Standard Achievement.)

November 18, 2024

First Order of Business
Exhibit II-H



FIRST Presentation-November 2024

- 18 Did the external independent auditor indicate the AFR was free of any instance(s) of material noncompliance for grants, contracts, and laws related to local, state, or federal funds? (The AICPA defines material noncompliance.)
- 19 Did the school district post the required financial information on its website in accordance with Government Code, Local Government Code, Texas Education Code, Texas Administrative Code and other statutes, laws and rules that were in effect at the school district's fiscal year end?
- 20 Did the school district's administration and school board members discuss any changes and/or impact to local, state, and federal funding at a board meeting within 120 days before the district adopted its budget?
- 21 Did the school district receive an adjusted repayment schedule for more than one fiscal year for an over-allocation of Foundation School Program (FSP) funds because of a financial hardship?



FIRST Presentation-November 2024

Agenda

2 Items (indicators)

- 19 Indicators received full credit
- Two items were “penalized”
 - Item #11 received 8 out of 10 points
 - Item #13 received 8 out of 10 points
- Total Points = 96



FIRST Presentation-November 2024

- Item #11 received 8 out of 10 points

11 Was the ratio of long-term liabilities to total assets for the school district sufficient to support long-term solvency? (If the school district's increase of students in membership over 5 years was 7 percent or more or 1,000 or more students in membership, then the school district passes this indicator.)

- Item #13 received 8 out of 10 points

13 Was the school district's administrative cost ratio equal to or less than the threshold ratio? See ranges below in the Determination of Points section.



FIRST Presentation-November 2024

Disclosures

1. Superintendent's Employment Contract <https://www.irvingisd.net/Page/1092>
2. Reimbursement received by the Superintendent and Board Members
Only allowed reimbursements such as meals, lodging, transportation, etc.
3. Outside Compensation and/or Fees received by the Superintendent for Professional Consulting - **None**
4. Gifts received by the Executive Officers and Board Members - **None**
5. Business Transactions between School District and Board Members - **None**



FIRST Presentation-November 2024

Agenda

Irving ISD Rating

Name: **IRVING ISD(057912)**

Status: **Passed**

Rating: A = Superior Achievement

District Score: 96



FIRST Presentation-November 2024



November 18, 2024

First Order of Business
Exhibit II-H



IGNITE

IRVING ISD

November 18, 2024

First Order of Business
Exhibit II-H



IRVING INDEPENDENT SCHOOL DISTRICT
WORK SESSION - BOARD OF TRUSTEES
5:00 P.M.
2621 W. Airport Freeway, Irving, Texas, 75062
Monday, October 21, 2024

Call to Order The work session was called to order by President Dr. Rosemary Robbins at 5:04 p.m.

MEMBERS
PRESENT: Dr. Rosemary Robbins, President
AD Jenkins, Vice President
Michael Kelley, Secretary
Mary Richarte
Michael Kelley
Lisa Lobb
Randy Randle
Nuzhat Hye

ABSENT:

ALSO
PRESENT: Magda Hernandez, Superintendent
Fernando Natividad, Finance and Federal/State Programs
Dorian Galindo, Chief of Staff
Andre Smith, Chief of Administrative Services
Wesley Nute, District General Counsel
Cher Elzy, Tax Collector
Liesl Payne, Executive Director of Adult Learning,
Employee Wellness and Community Engagement
Katie Gilleland, Senior Executive Director of Human
Resources
Jorge Acosta, Director of Human Resources
Emilio Morlett, Investigator
Ernest Rivera, HR Generalist
Mahdia Lalee, Director of Business Office
Mieisha Runnels, Business Office
Kevin Dodge, Safety & Security
Jennifer McKee, Director of Early Childhood
Bel Williams, Executive Director of Intervention Services
Jose Villasenor, Employee Wellness
Martiza Villa, Director of Student Assessment
Gabriella Johnson, Purchasing Bond
Kristina Feldner, Professional Learning
Erika Pedroza, MarCom
Justine Huddleston, MarCom
Morad Zakhary, Bond Office
Karen Gae, Bond
Marco Hinojosa, Transportation
Jerome Pilgrim, Director of Purchasing
Olga Rosenberger, Director of Food & Nutrition
Jana Claxton, Executive Director of C&I
Judy Boone, Director of Digital & Learning Resources
Sammy Andrews, Director of Facilities
Sheila Peragine, Executive Director of Secondary Schools
Joe Estrada, Executive Director of Elementary Schools
Imelda Little, Executive Director of Elementary Schools
Julie Soberanis, Director of Guidance & Counseling
Tina Few, Accounts Payable Supervisor
Dr. Reny Lizardo, Executive Director of Campus
Operations
Laura Marquez, Special Assistant to
Deputy Superintendent of School Operations
Litzzy Ambrocio, Executive Assistant to Superintendent
& Board Members

VISITORS: None

Special
Recognition

Discussion of
Regular Board
Meeting Agenda
Matters

Presentation on Irving Independent School District Improvement Plan

Presentation on School Improvement Plan

Presentation of Updates to Class Sizes

Discussion took place on October 21, 2024, Regular Meeting Agenda matters

Executive Session

Go into Executive Session at 6:46 pm

- A. Section 551.071 - To seek the advice of the Board's attorney about:
1. Pending or Contemplated Litigation, Settlement Offer, or Matter Under Investigation
 2. A Matter in Which the Professional Duty of the Attorney to the Board Conflicts with the Applicable Provisions of the Texas Open Meetings Act.

B. Section 551.072 - To deliberate the purchase, exchange, sale, lease or value of real property if such deliberation in open session would have a detrimental effect on the Board's position in negotiations with a third party

C. Section 551.074 - To deliberate the appointment, employment, resignation, evaluation, reassignment, proposed non-renewals, termination, duties, discipline, or dismissal of a public officer or employee; or to hear a complaint or charge against an officer or employee.

Reconvene into Open Session at 7:12 pm

Adjournment

The work session adjourned at 7:15 pm

**IRVING INDEPENDENT SCHOOL DISTRICT
REGULAR MEETING - BOARD OF TRUSTEES
7:00 P.M.
2621 W. Airport Freeway, Irving, Texas,
75062 Monday, October 21, 2024**

Call to Order
Regular Meeting

The meeting was called to order by President Dr. Rosemary Robbins at 7:00 p.m. She announced that a quorum was present and that the meeting had been duly called, and that notice of the meeting had been posted in accordance with the Texas Open Meetings Act, Texas Government Code Chapter 551.

MEMBERS Dr. Rosemary Robbins, President

PRESENT: A.D. Jenkins, Vice President
Michael Kelley Secretary
Mary Richarte
Lisa Lobb
Nuzhat Hye
Randy Randle

ABSENT:

ALSO Magda Hernandez, Superintendent

PRESENT: Dr. Juan Carlos Martinez, Deputy Superintendent
School Operations
Fernando Natividad, Finance and Federal/State Programs
Dorian Galindo, Chief of Staff
Andre Smith, Chief of Administrative Services
Wesley Nute, District General Counsel
Cher Elzy, Tax Collector
Liesl Payne, Executive Director of Adult Learning,
Employee Wellness and Community Engagement
Katie Gilleland, Executive Director of Human Resources
Jorge Acosta, Director of Human Resources
Emilio Morlett, Director of Human Resources
Mahdia Lalee, Director of Business Office
Mieisha Runnels, Business Office
Kevin Dodge, Safety & Security
Martiza Villa, Director of Student Assessment
Gabriella Johnson, Purchasing
Bond
Kristina Feldner,
Erika Pedroza, MarCom
Morad Zakhary, Bond Office
Jerome Pilgrim, Director of Purchasing
Sammy Andrews, Director of Facilities
Laura Marquez, Special Assistant to Deputy Superintendent
Litzzy Ambrocio, Executive Assistant to Superintendent & Board

VISITORS: George Cuba

Recognition of
Teacher of the
Month

The invocation was given by Mark Jenkins, from the Village Baptist Irving Church. The pledges to the flags were led by Keyes ES.

Mrs. Nuzhat ye recognized - Bethany Vaughan, PreK 3 ESL, Teacher at Clifton Early Childhood, as teacher of the month.

Recognition of
Employee of
the Month

Mr. Michael Kelley recognized Ana Maturino, Parent Liaison at Farine ES as Employee of the month.

Recognition of
Guest Educator
of the Month

Ms. Mary Richarte recognized- Roxanne Gamez, nominated by Townley ES, as Guest Educator of the Month.

Public Comment

George Cuba – Wage

0. Approval of Minutes of September 16, 2024
1. Approval of Unaudited Financial Statement for August 2024
3. Approval of Resolution and Order No. #24-25-01 Authorizing October Amendment to the 2024-2025 Budget
4. Approval of Resolution and Order No. #24-25-02 Authorizing Revised August Amendment to the 2023-2024 Budget
5. Approval of the Supplements to the Irving ISD Tax Rolls
6. Approval of Continuation of the Current Board Goals
7. Approval of Interlocal Agreement with Texas A&M Engineering Extension Service (TEEX) to Provide Student In-Class and Online Law Enforcement Training
8. Approval of 2024-2025 Campus Improvement Plans
9. Approval of the Renewal of Property of Casualty Insurance Coverage with Texas Association of School of School Boards (TASB) for FY2024-2025
10. Approval of the Final Guaranteed Maximum Price (GMP) for the Construction & Replacement of Farine Elementary
11. Approval and Delegate Authority to the Superintendent or Her Designee to Negotiate, Award, and Enter into Cooperative Purchasing Agreements for Testing and Balancing Services
12. Approval of Award for Request for Quote (RFQ) #25B-04-897 for the Purchase of Fine Arts Instruments & Equipment Upgrades
13. Approval of the Renewal of Award for Request for Proposal (RFP) #22-14-737 for the Purchase of Grocery and General Retail/ Wholesale Merchandise and Supplies
14. Approval of Award for Request for Proposal (RFP) #25-04-922 for the Purchase of Comprehensive Marketing Services
15. Consider Approval of Award for Request for Proposals (RFP) #25-03-884, (RFP) #25-09-884, and (RFP) #25-12-884 for the Purchase of Special Education Products, Platforms, and Services
16. Consider Approval of the Renewal of Award for Request for Proposal (RFP) #23-07-860 and (RFP) #23-07-860

(A), for the Purchase of Audio-Visual Services

17. Consider Approval of Renewal of Award for Request for Proposal (RFP) #23-10-914 for the Purchase of Automotive Parts and Related Supplies
18. Consider Approval of the Purchase of School Buses for the 2024-2025 School Year
19. Consider Approval of Award for Request for Proposal (RFP) #25-10-916 for the Purchase of Refrigerated Trucks, Service Trucks, and Delivery Cargo Vans
20. Consider Approval of Award for Request for Proposal (RFP) #25-15-914 for the Purchase of Interior/Exterior Door Supplies and Repair
21. Consider Approval of the Renewal of Award for Request for Proposal (RFP) #22-15-087 for the Purchase of STEAM Coding, Robotics Kits
22. Consider Acceptance of Gifts and Donations to the District
23. Consider Approval of First and Final Reading of Revisions to Local Policy DH (LOCAL)
24. Consider Approval of Resolution Regarding TEA Ed-Fi Implementation

Motion passes 7-0

Announcements
Administration

Superintendent - we celebrated National Principals Month, expressing appreciation for our principals' dedication to Irving ISD. We also marked the completion of groundbreaking at Farine and Barton Elementary Schools, with more to come next fall for the new Career and Technical Education Center. Congratulations to Julie Soberanis, named School Counselor Supervisor of the Year, and to the MacArthur Lady Cardinals cross country team for their regional success. Nimitz senior Luis Gonzalez earned a spot in the US Marine Corps Musician Enlistment Option Program, and we recognized 359 AP Scholars at our inaugural AP Scholars Night. Additionally, Irving High and Singley earned College Board Honor Roll distinctions, and the application period for Schools of Choice is now open, with an information session on October 23 at Nimitz High School.

Announcements
Board

Lisa Lobb – I'm excited about the groundbreaking ceremonies for Barton and Farine Elementary Schools, with Barton being just down the street from me, so I'm looking forward to watching it take shape. I also want to highlight the wonderful turnout for the Breast Cancer Awareness Walk in honor of Mrs. Lynn Andrews, benefiting the Susan G. Komen Foundation. It was a heartwarming event with strong support from Lynn's family, district staff, and the community, starting at the Wellness Center and covering a mile.

Mary Richarte – I attended the conference and the Teacher of the Year CAR presentation and was inspired by the groundbreaking ceremonies for Barton and Farine. I also want to give kudos to the MacArthur Color Guard and Tony Mendoza for their outstanding performance at the Irving Hispanic Chamber Gala, as well as to our maintenance department for their continued hard work.

Randy Randle – after attending the TASA convention, it's clear that Irving ISD is now recognized for its growth and innovative projects, like our new schools and Career and Technical Education Center. It's incredibly rewarding to see the positive impact we're making, and I want to thank the voters for their confidence in us as we continue to make meaningful changes that will benefit our students and their education.

Michael Kelley – *I had a great time attending the all-prodad event, and I was also able to be part of the groundbreaking ceremonies, which was a wonderful experience. I want to thank our community for voting to build these new schools, and it's truly inspiring to see the excitement in our students' faces as they look forward to the opportunities these new facilities will bring.*

AD Jenkins – *Months ago, the Board made the difficult decision to close and consolidate schools, knowing it was the right choice for the future of our district, despite the challenges it presented. While other districts are facing similar tough decisions, I want to thank our parents and students for their continued support and trust in us as we make decisions for the long-term benefit of our community.*

Dr. Rosemary Robbins – *I highly recommend attending the football games, especially after experiencing the thrilling matchup between Nimitz and Irving High on Friday night, which went into three overtimes! It was an exciting, tight game, with Irving High winning by just one point—definitely worth the price of admission, and both teams did an outstanding job.*

Nuzhat Hye – *Attending the conference in San Antonio was incredibly encouraging, even though I wasn't able to attend all the sessions due to personal reasons. The workshops I did attend reaffirmed the amazing work we're doing our district. I'm so proud to represent our team and share the great things happening here. Thank you all for your dedication to our students, educators, and the future of our district. I am deeply committed to supporting our shared mission of providing high-quality education, and I appreciate everything you do for our community.*

Adjournment

There being no further business, the meeting was adjourned at approximately 7:50 p.m.

CONSENT ACTION ITEM
11/18/2024

TOPIC: Consider Approval of Financial Statement for September 2024

SUBMITTED BY: Fernando Natividad; Chief Financial Officer

BACKGROUND: The monthly preparation of the financial statement is to provide information about the financial position, performance, and changes in financial position of the district, which can be useful to the Board of Trustees, management, and other stakeholders in making economic decisions.

ADMINISTRATIVE RECOMMENDATION: The Administration recommends that the Board approve the Financial Statements for September 2024.

RECOMMENDED BOARD MOTION: I move the Board to approve the Financial Statements for September 2024.

Attachments:

1. Summary Memo from Mahdia Lalee to Fernando Natividad
2. Graphic Presentation of Expenditures and Fund Balance
3. Expenditures and Revenue Report for All Funds
4. Balance Sheet Reports for General Operating, Food Service and Debt Service Funds

Date: November 18, 2024
To: Fernando Natividad, Chief Financial Officer
From: Mahdia Lalee, Director of Business Operations
Subject: Financial Statements for September 2024

General Operating Fund

Revenue:

Total revenue and other sources for the General Operating Fund through September were \$41,589,554 or 12.9% of budget, compared to \$32,815,028 or 10% of budget last year, an increase of \$8,774,525 or 26.7%. This increase is attributed to the following item:

- State Resources totaled \$40,847,980 compared to \$31,671,986 last year, an increase of \$9,175,994.

Expenditures:

Total expenditures and other uses for the General Operating Fund through September were \$26,232,939 or 8.1% of budget, compared to \$29,165,721 or 8.8% of budget last year, a decrease of \$2,932,782 or 10%. The decrease is attributed to the following:

- 6100 – A collective decrease across all functions for a total of \$1,453,035 attributed to the changes in personnel throughout the district.
- 8911 - Interfund Transfers Out of \$700,000 to Risk Management for Workers Comp claims in prior year.

Food Service Fund

Revenue:

Total revenue and other sources for the Food Service Fund through September were \$3,114,556 or 12.8% of budget compared to \$3,089,250 or 12.4% of budget last year, an increase of \$25,306 or 0.8%

Expenditures:

Total expenditures and other uses for the Food Service Fund through September were \$1,938,840 or 8% of budget, compared to \$2,226,380 or 9.6% of budget last year, a decrease of \$287,540 or 12.9%. The decrease in total expenditures was attributed to the following item:

- Function 35 – This is attributed to a decrease in Payroll of \$428,065 but an increase of \$167,991 in food, supplies and other services current year compared to prior year.

Debt Service Fund

Revenue:

Total revenue and other uses for the Debt Service Fund through September were \$(20,802) compared to \$3,017 last year, a decrease of \$23,818. This decrease is due to more refunds being issued in September compared to the prior year this time.

Expenditures:

There were no significant changes to the Debt Service fund when comparing it to this time last year.

Special Revenue Funds

Special Revenue Funds are used to account for the proceeds of special revenue sources (other than tax assessments, major capital projects, etc.) that are legally restricted to expenditures for specified purposes, such as special education grants.

Revenue:

There were no significant changes to the Special Revenue fund when comparing it to this time last year.

Expenditures:

Total expenditures and other uses for the Special Revenue Fund through September were \$3,300,769 compared to \$2,455,452 last year, a decrease of \$845,318.

- The decrease is attributed to less expenditure from special revenue funds.

Capital Projects Funds

Revenue:

There were no significant changes to the Capital Project fund when comparing it to this time last year.

Expenditures:

Total expenditures and other uses for the Capital Project Fund through September were \$979,693 compared to \$51,902 last year, an increase of \$927,791. The increase is attributed to the 2023 bond and current ongoing projects.

Proprietary Funds

Irving ISD maintains the following Internal Service Funds: Workers' Compensation, Unemployment, Science Refurbishment, and Print Shop Service Center.

Revenue:

Total revenue and other sources for the Proprietary Fund through September were \$153,601 or 6.2% of budget compared to \$1,041,866 or 32.8% of budget last year, a decrease of \$888,265. The decrease in total revenue is attributed to the following item:

- This decrease is due to an interfund transfer of \$700,000 to the Risk Management fund to cover the TASB costs in the prior year.

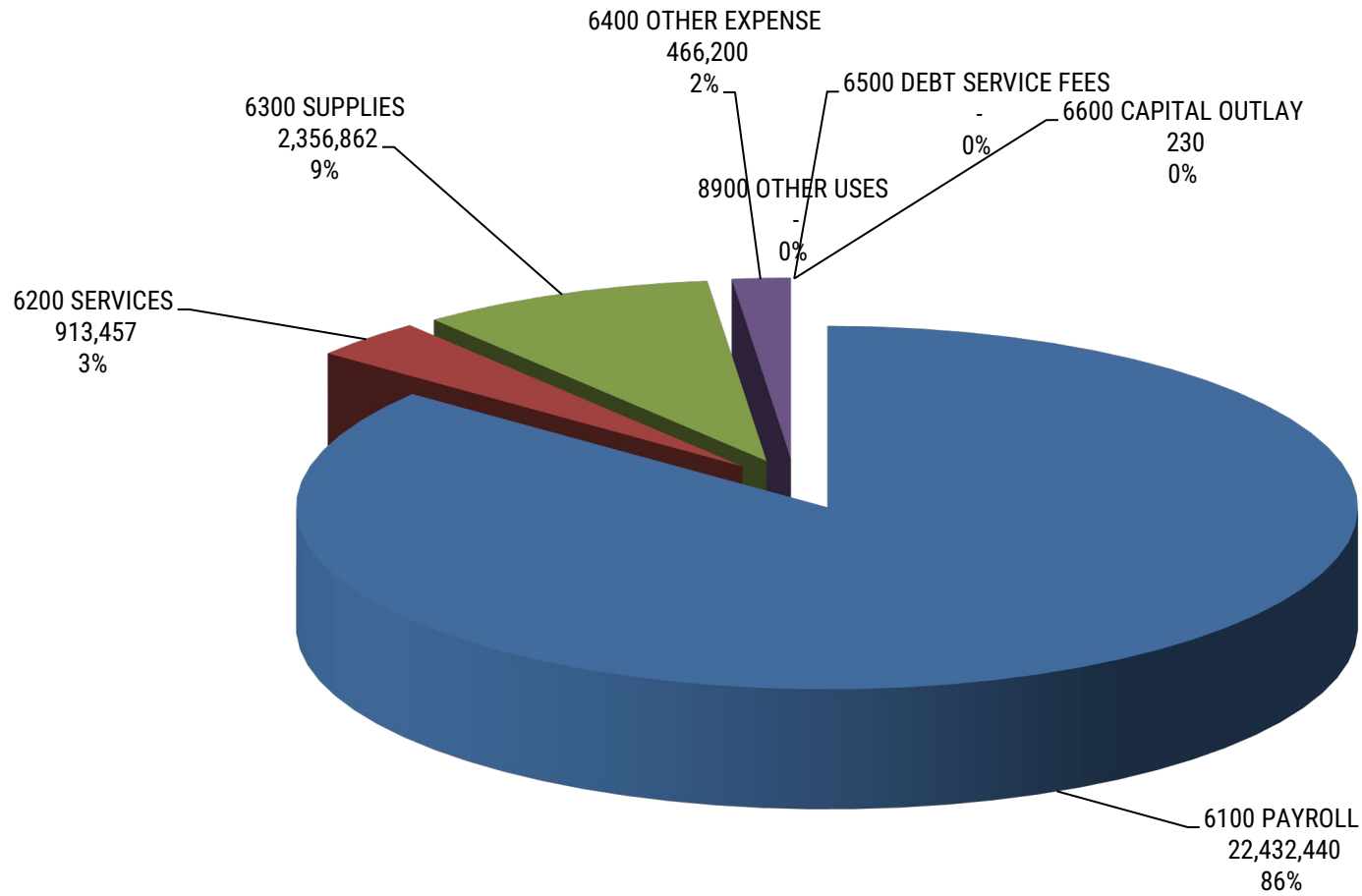
Expenditures:

Total expenditures and other uses for the Proprietary Fund through September were \$1,158,625 or 46.7% of budget, compared to \$1,446,178 or 45.5% of budget last year, a decrease of \$287,553. The decrease in total expenditures was attributed to the following item:

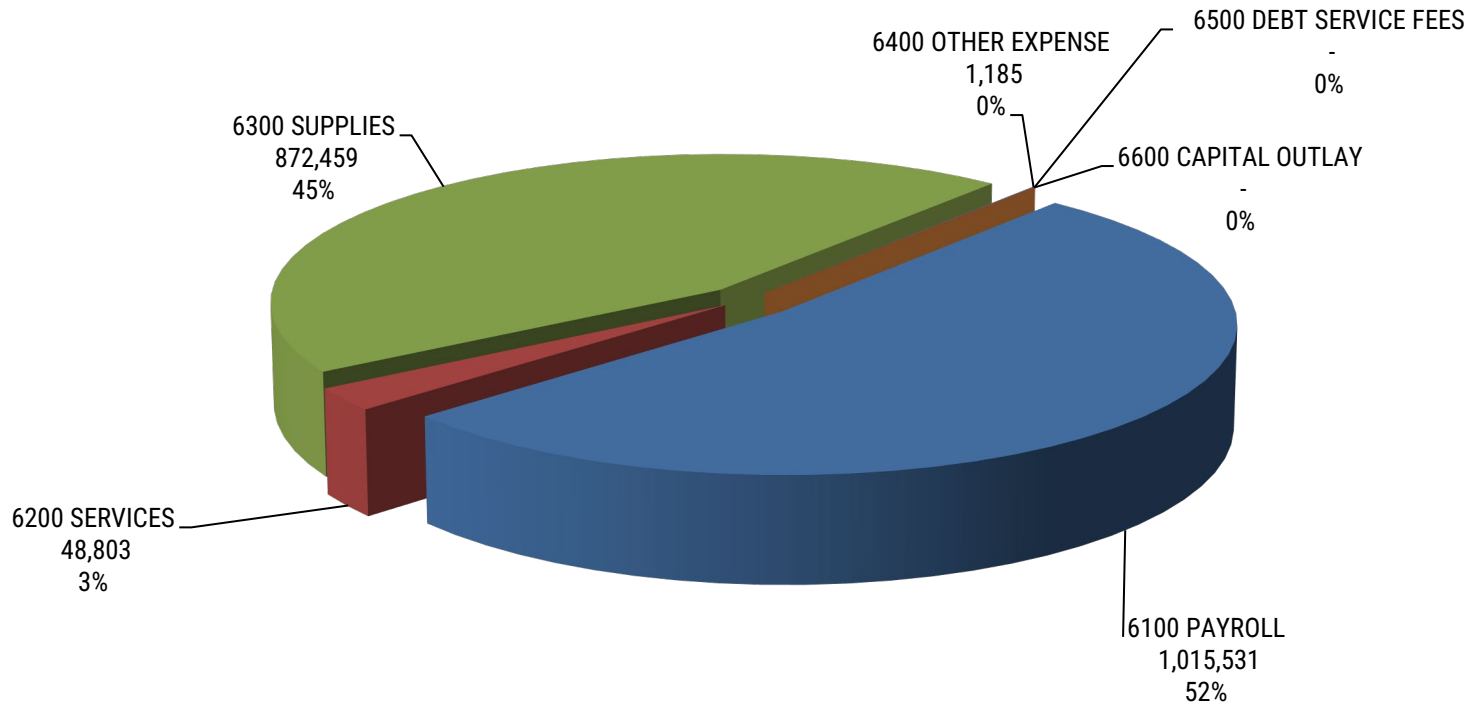
- This decrease is attributed to less Workers Comp claims paid in September in current year versus the prior year.

As of September 30, 2024, total net assets for all the Internal Service Funds were \$1,649,360.

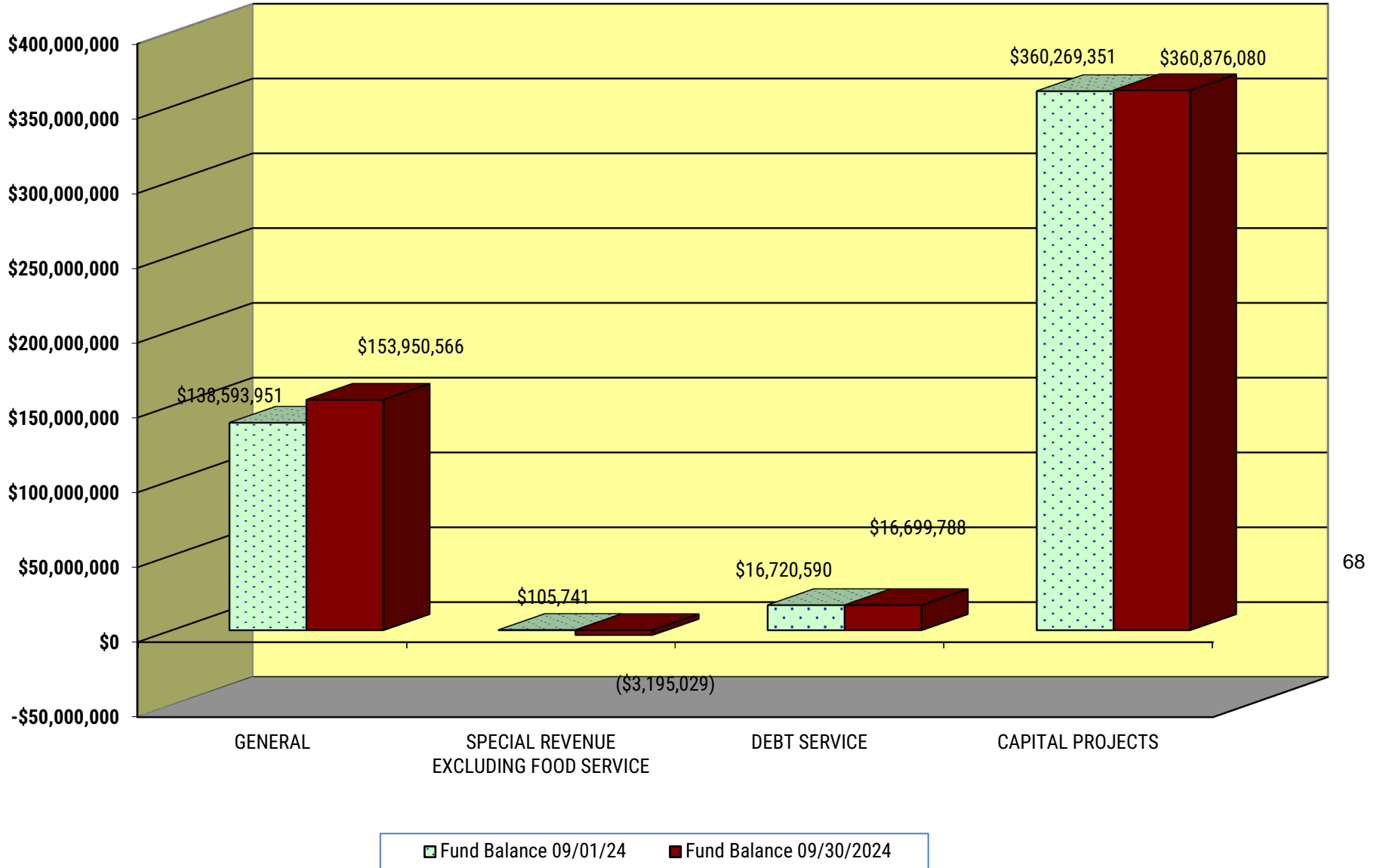
General Operating Fund YTD Actual Expenditures September 30, 2024



Food Service Fund YTD Actual Expenditures September 30, 2023

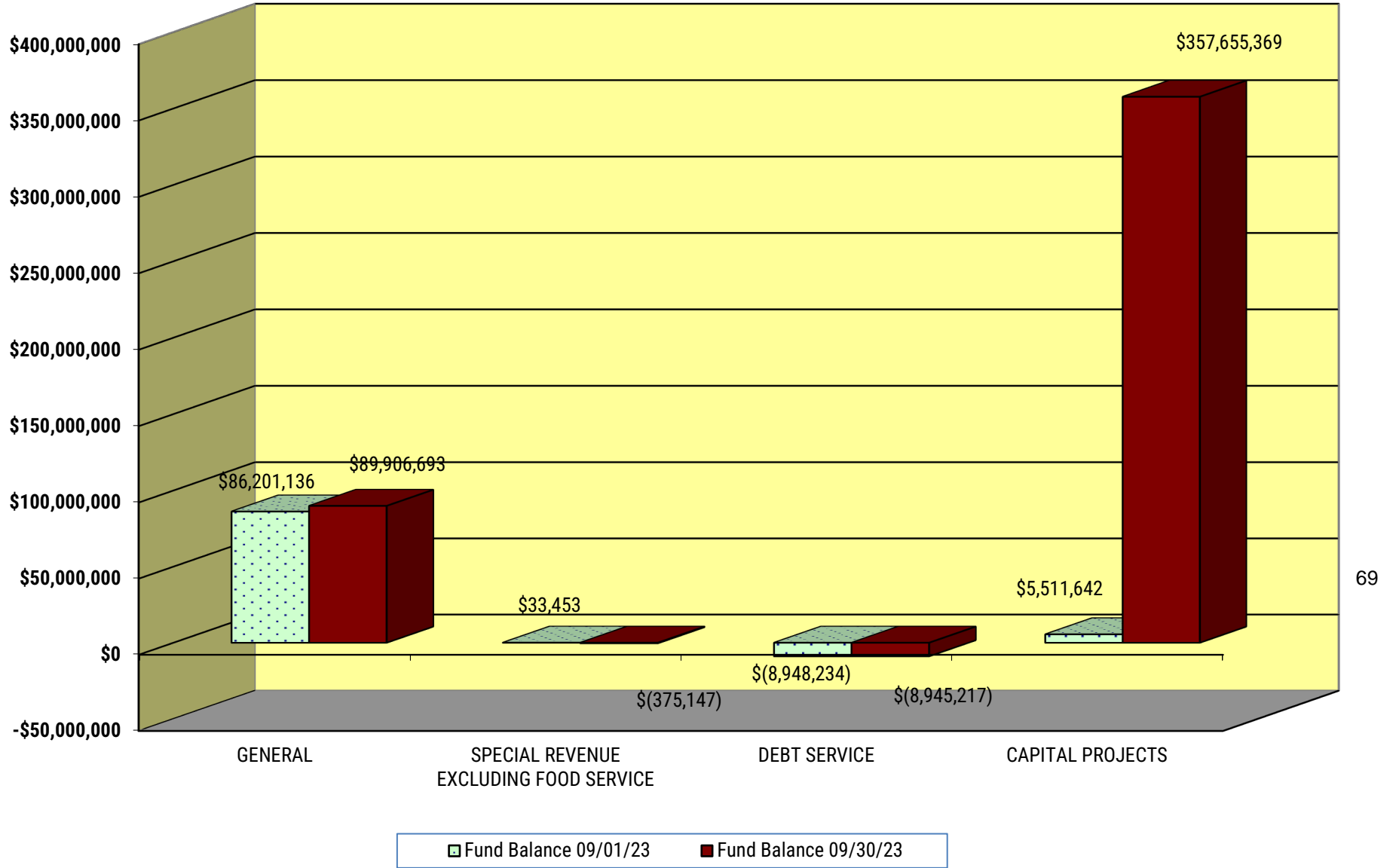


Comparative Fund Balances September 30, 2024



68

Comparative Fund Balances September 30, 2023



IRVING INDEPENDENT SCHOOL DISTRICT
COMPARISON OF GENERAL OPERATING BUDGET & ACTUAL
September 30, 2024

	CURRENT YEAR						PRIOR YEAR		
	09/01/2024 to 09/30/2024			09/24 MTD			09/01/2023 to 09/30/2023		
	BUDGET	ACTUAL	%YTD	ACTUAL	%MTD	(OVER) UNDER YTD BUDGET	BUDGET	YTD ACTUAL	%YTD
REVENUE									
LOCAL RESOURCES:									
5711 TAXES CURRENT YEAR	154,020,875	(338,266)	-0.2%	(82,718)	-0.1%	154,359,141	165,491,762	1,834	0.0%
5712 DELINQUENT TAXES	228,522	219,247	95.9%	175,623	76.9%	9,275	245,542	(151,272)	-61.6%
5719 OTHER TAX RELATED REVENUE	446,729	68,929	15.4%	2,506	0.6%	377,800	480,000	114,049	23.8%
TOTAL TAXES	154,696,126	(50,091)	0.0%	95,412	0.1%	154,746,217	166,217,304	(35,389)	0.0%
5735 SUMMER SCHOOL	-	-	--	(1,650)	--	-	-	-	--
5738 PARKING FEES	4,500	675	15.0%	(1,363)	-30.3%	3,825	4,500	864	19.2%
5739 OTHER TUITION AND FEES	100,000	44,054	44.1%	30,035	30.0%	55,946	200,000	42,991	21.5%
5742 INVESTMENT EARNINGS	250,000	474,811	189.9%	(48,944)	-19.6%	(224,811)	250,000	467,599	187.0%
5743 RENTAL OF FACILITIES	50,000	9,470	18.9%	7,155	14.3%	40,530	70,000	1,200	1.7%
5744 GIFTS AND BEQUESTS	70,000	1,301	1.9%	(10,199)	-14.6%	68,699	162,450	12,045	7.4%
5745 NET INSURANCE RECOVERY	6,000	-	0.0%	-	0.0%	6,000	200,000	-	0.0%
5746 TIF TAXES COLLECTED	-	-	--	-	--	-	-	-	--
5749 MISCELLANEOUS REVENUE	200,000	25,740	12.9%	(22,965)	-11.5%	174,260	500,000	332,902	66.6%
5752 ATHLETIC	-	44,978	--	34,483	--	(44,978)	-	50,211	--
5755 ACTIVITY FUND RECEIPTS	1,000,000	77,524	7.8%	61,692	6.2%	922,476	1,004,822	99,533	9.9%
5766 CONCURRENT ENROLLMENT	25,000	-	0.0%	-	0.0%	25,000	50,000	-	0.0%
5767 IRVING SCHOOL FOUNDATION	-	-	196.2%	2,385	5.4%	(42,808)	-	-	--
5769 REVENUE FROM INTERMEDIATE	44,500	87,308	43.8%	87,308	5.0%	984,140	200,000	89,506	44.8%
TOTAL OTHER LOCAL RESOURCES	1,750,000	765,860	43.8%	137,936	7.9%	984,140	2,641,772	1,096,852	41.5%
TOTAL LOCAL RESOURCES	156,446,126	715,769	0.5%	233,348	0.1%	155,730,357	168,859,076	1,061,462	0.6%
STATE RESOURCES:									
5811 PER CAPITA	-	1,133,173	--	(336,778)	--	(1,133,173)	-	947,889	--
5812 FOUNDATION ENTITLEMENTS	150,338,143	38,398,879	25.5%	16,694,038	11.1%	111,939,264	137,450,419	29,303,614	21.3%
5819 STATE	-	-	--	-	--	-	-	-	--
5829 TEA/NON-FOUNDATION REVENUE	-	-	--	(91,590)	--	-	-	-	--
5831 STATE TRS ON-BEHALF	11,000,000	1,315,928	12.0%	(114,830)	-1.0%	9,684,072	12,500,000	1,420,483	11.4%
TOTAL STATE RESOURCES	161,338,143	40,847,980	25.3%	16,150,840	10.0%	120,490,163	149,950,419	31,671,986	21.1%
FEDERAL RESOURCES:									
5929 FEDERAL REVENUE-TEA DISTR.	300,000	-	0.0%	(2,520,202)	-840.1%	300,000	4,000,000	-	0.0%
5931 SHARS REIMBURSEMENT	3,219,000	9,753	0.3%	439	0.0%	3,209,247	4,350,000	74,037	1.7%
5939 CHILD & ADULT CARE PROGRAM	-	-	--	-	--	-	-	-	--
5946 BABS SUBSIDY	-	-	--	-	--	-	-	-	--
5949 ROTC	250,000	16,052	6.4%	16,052	6.4%	233,948	250,000	7,543	3.0%
5959 SHARED SERVICE ARRANGEMENT	-	-	--	-	--	-	-	-	--

**IRVING INDEPENDENT SCHOOL DISTRICT
COMPARISON OF GENERAL OPERATING BUDGET & ACTUAL
September 30, 2024**

	CURRENT YEAR						PRIOR YEAR		
	09/01/2024 to 09/30/2024			09/24 MTD ACTUAL	%MTD	(OVER) UNDER YTD BUDGET	09/01/2023 to 09/30/2023 YTD		
	BUDGET	ACTUAL	%YTD				BUDGET	ACTUAL	%YTD
TOTAL FEDERAL RESOURCES	3,769,000	25,805	0.7%	(2,504,088)	-66.4%	3,743,195	8,600,000	81,580	0.9%
OTHER SOURCES:									
7912 SALE OF FIXED ASSETS	-	-	--	-	--	-	-	-	--
7913 LEASE/PURCHASE PROCEEDS	-	-	--	-	--	-	-	-	--
7915 INTERFUND TRANSFERS IN	-	-	--	-	--	-	-	-	--
7918 SPECIAL ITEMS	-	-	--	-	--	-	-	-	--
7949 SBITA PROCEEDS	-	-	--	-	--	-	-	-	--
TOTAL OTHER REVENUE SOURCES	-	-	--	-	--	-	-	-	--
TOTAL GENERAL OPERATING REVENUE:	321,553,269	41,589,554	12.9%	13,880,099	4.3%	279,963,715	327,409,495	32,815,028	10.0%

IRVING INDEPENDENT SCHOOL DISTRICT
COMPARISON OF GENERAL OPERATING BUDGET & ACTUAL
September 30, 2024

	CURRENT YEAR						PRIOR YEAR		
	09/01/2024 to 09/30/2024			09/24 MTD			09/01/2023 to 09/30/2023		
	BUDGET	ACTUAL	%YTD	ACTUAL	%MTD	(OVER) UNDER YTD BUDGET	BUDGET	YTD ACTUAL	%YTD
EXPENDITURES									
11 INSTRUCTION:									
6100 PAYROLL	181,960,459	15,069,414	8.3%	400,719	0.2%	166,891,045	184,021,830	15,199,313	8.3%
6200 CONTRACTED SERVICES	1,529,384	40,856	2.7%	15,189	1.0%	1,488,528	1,724,273	35,552	2.1%
6300 SUPPLIES	8,676,579	778,778	9.0%	(33,861)	-0.4%	7,897,801	11,548,074	854,579	7.4%
6400 OTHER EXPENSE	1,562,091	109,679	7.0%	37,736	2.4%	1,452,412	1,480,405	140,563	9.5%
6600 CAPITAL OUTLAY	211,588	-	0.0%	(143,300)	-67.7%	211,588	10,000	490,838	4908.4%
TOTAL INSTRUCTION	193,940,100	15,998,727	8.2%	276,483	0.1%	177,941,373	198,784,582	16,720,845	8.4%
12 LIBRARY:									
6100 PAYROLL	3,930,895	222,124	5.7%	(101,630)	-2.6%	3,708,771	4,674,188	352,021	7.5%
6200 CONTRACTED SERVICES	36,108	8,213	22.7%	7,613	21.1%	27,895	28,564	2,287	8.0%
6300 SUPPLIES	805,966	185,737	23.0%	158,258	19.6%	620,229	836,497	119,747	14.3%
6400 OTHER EXPENSE	34,464	1,194	3.5%	(719)	-2.1%	33,269	57,135	1,007	1.8%
6600 CAPITAL OUTLAY	21,604	-	0.0%	(5,783)	-26.8%	21,604	-	2,075	--
TOTAL LIBRARY	4,829,037	417,268	8.6%	57,738	1.2%	4,411,768	5,596,384	477,137	8.5%
13 STAFF DEVELOPMENT:									
6100 PAYROLL	3,286,570	165,477	5.0%	(141,383)	-4.3%	3,121,093	3,563,381	201,862	5.7%
6200 CONTRACTED SERVICES	277,276	159	0.1%	1,403	0.5%	277,117	273,777	90	0.0%
6300 SUPPLIES	561,134	272,392	48.5%	464,526	82.8%	288,742	546,083	101,129	18.5%
6400 OTHER EXPENSE	541,051	20,690	3.8%	(26,696)	-4.9%	520,361	573,770	82,332	14.3%
6500 DEBT SERVICE FEES	63,750	63,750	100.0%	63,750	100.0%	-	56,250	-	0.0%
6600 CAPITAL OUTLAY	-	-	--	-	--	-	-	2,075	--
TOTAL STAFF DEVELOPMENT	4,729,781	522,467	11.0%	361,600	7.6%	4,207,314	5,013,262	387,487	7.7%
21 INSTRUCTIONAL ADMINISTRATION:									
6100 PAYROLL	6,383,518	467,757	7.3%	(27,066)	-0.4%	5,915,761	6,065,811	496,037	8.2%
6200 CONTRACTED SERVICES	342,144	14,263	4.2%	(8,382)	-2.4%	327,882	402,626	79,099	19.6%
6300 SUPPLIES	705,034	247,563	35.1%	404,493	57.4%	457,472	700,890	436,451	62.3%
6400 OTHER EXPENSE	941,439	30,579	3.2%	(40,049)	-4.3%	910,860	976,682	18,238	1.9%
6600 CAPITAL OUTLAY	17,500	-	0.0%	(256)	-1.5%	17,500	500	18,921	3784.3%
TOTAL INSTRUCTIONAL ADMINISTRATION	8,389,636	760,162	9.1%	328,741	3.9%	7,629,474	8,146,509	1,048,748	12.9%
23 SCHOOL ADMINISTRATION:									
6100 PAYROLL	18,312,325	1,565,279	8.5%	(65,121)	-0.4%	16,747,046	20,241,267	1,630,401	8.1%
6200 CONTRACTED SERVICES	157,335	6,088	3.9%	(6,603)	-4.2%	151,246	172,458	14,523	8.4%
6300 SUPPLIES	316,086	49,178	15.6%	(53,080)	-16.8%	266,909	326,418	59,024	18.1%
6400 OTHER EXPENSE	301,202	9,741	3.2%	(113,010)	-37.5%	291,461	305,722	17,528	5.7%

72

IRVING INDEPENDENT SCHOOL DISTRICT
COMPARISON OF GENERAL OPERATING BUDGET & ACTUAL
September 30, 2024

	CURRENT YEAR						PRIOR YEAR		
	09/01/2024 to 09/30/2024			09/24 MTD	(OVER) UNDER		09/01/2023 to 09/30/2023		
	BUDGET	ACTUAL	%YTD	ACTUAL	%MTD	YTD BUDGET	BUDGET	ACTUAL	%YTD
6600 CAPITAL OUTLAY	-	-	--	(7,687)	--	-	14,382	-	0.0%
TOTAL SCHOOL ADMINISTRATION	19,086,948	1,630,286	8.5%	(245,501)	-1.3%	17,456,662	21,060,246	1,721,476	8.2%

IRVING INDEPENDENT SCHOOL DISTRICT
COMPARISON OF GENERAL OPERATING BUDGET & ACTUAL
September 30, 2024

	CURRENT YEAR						PRIOR YEAR		
	09/01/2024 to 09/30/2024			09/24 MTD			09/01/2023 to 09/30/2023		
	BUDGET	ACTUAL	%YTD	ACTUAL	%MTD	(OVER) UNDER YTD BUDGET	BUDGET	YTD ACTUAL	%YTD
31 COUNSELING SERVICES:									
6100 PAYROLL	14,490,245	1,218,447	8.4%	(39,432)	-0.3%	13,271,798	14,557,132	1,244,968	8.6%
6200 CONTRACTED SERVICES	952,951	376,294	39.5%	190,482	20.0%	576,657	675,201	348,405	51.6%
6300 SUPPLIES	608,634	48,236	7.9%	7,352	1.2%	560,399	720,212	61,878	8.6%
6400 OTHER EXPENSE	139,901	3,449	2.5%	(7,565)	-5.4%	136,452	158,319	15,921	10.1%
6600 CAPITAL OUTLAY	-	-	--	-	--	-	-	-	--
TOTAL COUNSELING SERVICES	16,191,731	1,646,426	10.2%	150,836	0.9%	14,545,305	16,110,864	1,671,172	10.4%
32 ATTENDANCE SERVICES:									
6100 PAYROLL	867,793	34,464	4.0%	(4,215)	-0.5%	833,329	1,315,501	56,562	4.3%
6200 CONTRACTED SERVICES	750	-	0.0%	-	0.0%	750	750	480	64.0%
6300 SUPPLIES	-	-	--	-	--	-	-	-	--
6400 OTHER EXPENSE	7,000	-	0.0%	-	0.0%	7,000	7,000	-	0.0%
TOTAL ATTENDANCE SERVICES	875,543	34,464	3.9%	(4,215)	-0.5%	841,079	1,323,251	57,042	4.3%
33 HEALTH SERVICES:									
6100 PAYROLL	5,186,368	283,762	5.5%	307,131	5.9%	4,902,606	3,466,631	271,399	7.8%
6200 CONTRACTED SERVICES	4,800	-	0.0%	(1,467)	-30.6%	4,800	4,800	878	18.3%
6300 SUPPLIES	122,468	1,458	1.2%	(663)	-0.5%	121,010	111,395	60,371	54.2%
6400 OTHER EXPENSE	6,450	-	0.0%	-	0.0%	6,450	6,930	479	6.9%
6600 CAPITAL OUTLAY	-	-	--	(10)	--	-	-	2,075	--
TOTAL HEALTH SERVICES	5,320,086	285,220	5.4%	304,991	5.7%	5,034,866	3,589,756	335,201	9.3%
34 PUPIL TRANSPORTATION:									
6100 PAYROLL	8,055,796	769,340	9.6%	420,457	5.2%	7,286,456	7,245,518	1,012,048	14.0%
6200 CONTRACTED SERVICES	685,645	(25,074)	-3.7%	622,755	90.8%	710,719	1,499,424	(24,835)	-1.7%
6300 SUPPLIES	977,460	(45,916)	-4.7%	27,227	2.8%	1,023,376	1,208,032	2,565	0.2%
6400 OTHER EXPENSE	196,701	10,104	5.1%	(6,216)	-3.2%	186,597	227,700	8,635	3.8%
6600 CAPITAL OUTLAY	2,379,377	230	0.0%	(266,785)	-11.2%	2,379,147	1,307,642	2,710	0.2%
TOTAL PUPIL TRANSPORTATION	12,294,978	708,684	5.8%	797,439	6.5%	11,586,294	11,488,316	1,001,122	8.7%
35 FOOD SERVICE:									
6100 PAYROLL	68,898	54,320	78.8%	2,690	3.9%	14,578	741,065	75,555	10.2%
6300 SUPPLIES	1,600	-	0.0%	-	0.0%	1,600	1,600	-	0.0%
6400 OTHER EXPENSE	220,000	-	0.0%	-	0.0%	220,000	220,000	-	0.0%
6600 CAPITAL OUTLAY	-	-	--	-	--	-	-	-	--
TOTAL FOOD SERVICE	290,498	54,320	18.7%	2,690	0.9%	236,178	962,665	75,555	7.8%
36 EXTRA-CURRICULAR ACTIVITIES:									

IRVING INDEPENDENT SCHOOL DISTRICT
COMPARISON OF GENERAL OPERATING BUDGET & ACTUAL
September 30, 2024

	CURRENT YEAR						PRIOR YEAR		
	09/01/2024 to 09/30/2024			09/24 MTD		(OVER) UNDER	09/01/2023 to 09/30/2023		
	BUDGET	ACTUAL	%YTD	ACTUAL	%MTD	YTD BUDGET	BUDGET	ACTUAL	%YTD
6100 PAYROLL	2,402,419	143,018	6.0%	(259,623)	-10.8%	2,259,401	3,942,523	361,145	9.2%
6200 CONTRACTED SERVICES	417,965	69,958	16.7%	58,697	14.0%	348,007	555,794	60,747	10.9%
6300 SUPPLIES	974,067	36,306	3.7%	1,916	0.2%	937,760	691,521	18,374	2.7%
6400 OTHER EXPENSE	818,130	182,484	22.3%	137,728	16.8%	635,646	914,012	187,782	20.5%
6600 CAPITAL OUTLAY	17,500	-	0.0%	(8,480)	-48.5%	17,500	17,500	4,133	23.6%
TOTAL EXTRA-CURRICULAR ACTIVITIES	4,630,081	431,767	9.3%	(69,761)	-1.5%	4,198,314	6,121,350	632,182	10.3%

IRVING INDEPENDENT SCHOOL DISTRICT
COMPARISON OF GENERAL OPERATING BUDGET & ACTUAL
September 30, 2024

	CURRENT YEAR						PRIOR YEAR		
	09/01/2024 to 09/30/2024			09/24 MTD	(OVER) UNDER		09/01/2023 to 09/30/2023		
	BUDGET	ACTUAL	%YTD	ACTUAL	%MTD	YTD BUDGET	BUDGET	ACTUAL	%YTD
41 GENERAL ADMINISTRATION:									
6100 PAYROLL	8,605,744	604,186	7.0%	(58,506)	-0.7%	8,001,558	7,280,389	657,173	9.0%
6200 CONTRACTED SERVICES	1,074,894	65,078	6.1%	(154,047)	-14.3%	1,009,816	1,103,865	24,583	2.2%
6300 SUPPLIES	1,116,312	249,213	22.3%	(490,419)	-43.9%	867,099	839,948	54,835	6.5%
6400 OTHER EXPENSE	1,090,619	25,380	2.3%	(28,661)	-2.6%	1,065,239	1,202,918	64,925	5.4%
6500 DEBT SERVICE FEES	-	-	--	-	--	-	-	-	--
6600 CAPITAL OUTLAY	4,784	-	0.0%	(117,099)	-2447.5%	4,784	58,120	(545,828)	-939.1%
TOTAL GENERAL ADMINISTRATION	11,892,353	943,858	7.9%	(848,732)	-7.1%	10,948,495	10,485,241	255,689	2.4%
51 MAINTENANCE:									
6100 PAYROLL	16,538,862	1,239,737	7.5%	(591,488)	-3.6%	15,299,125	15,907,161	1,757,731	11.0%
6200 CONTRACTED SERVICES	8,368,758	(94,439)	-1.1%	4,289,255	51.3%	8,463,197	8,345,450	575,625	6.9%
6300 SUPPLIES	2,173,609	285,529	13.1%	(28,167)	-1.3%	1,888,081	2,471,910	351,339	14.2%
6400 OTHER EXPENSE	1,558,728	66,156	4.2%	53,936	3.5%	1,492,572	1,863,104	72,238	3.9%
6500 DEBT SERVICE FEES	-	-	--	-	--	-	-	-	--
6600 CAPITAL OUTLAY	78,494	-	0.0%	(108,877)	-138.7%	78,494	109,003	3,743	3.4%
TOTAL MAINTENANCE	28,718,451	1,496,983	5.2%	3,614,659	12.6%	27,221,468	28,696,628	2,760,676	9.6%
52 SECURITY:									
6100 PAYROLL	3,259,783	345,140	10.6%	(25,879)	-0.8%	2,914,643	2,606,830	312,493	12.0%
6200 CONTRACTED SERVICES	1,223,951	682	0.1%	(688,435)	-56.2%	1,223,269	2,525,772	19,947	0.8%
6300 SUPPLIES	294,507	119,149	40.5%	114,896	39.0%	175,358	514,004	124,734	24.3%
6400 OTHER EXPENSE	1,114	300	26.9%	(2,268)	-203.6%	814	51,874	-	0.0%
6600 CAPITAL OUTLAY	38,100	-	0.0%	-	0.0%	38,100	38,100	-	0.0%
TOTAL SECURITY	4,817,454	465,271	9.7%	(601,687)	-12.5%	4,352,183	5,736,580	457,174	8.0%
53 DATA PROCESSING:									
6100 PAYROLL	2,741,448	227,212	8.3%	(4,427)	-0.2%	2,514,236	2,306,183	231,607	10.0%
6200 CONTRACTED SERVICES	877,506	265,355	30.2%	205,507	23.4%	612,151	928,690	200,865	21.6%
6300 SUPPLIES	1,102,621	126,467	11.5%	(162,739)	-14.8%	976,155	1,118,324	125,657	11.2%
6400 OTHER EXPENSE	59,700	99	0.2%	(3,768)	-6.3%	59,601	44,700	90	0.2%
6500 DEBT SERVICE FEES	-	-	--	(3,827)	--	-	-	-	--
6600 CAPITAL OUTLAY	92,044	-	0.0%	(60,080)	-65.3%	92,044	20,000	7,440	37.2%
TOTAL DATA PROCESSING	4,873,319	619,133	12.7%	(29,335)	-0.6%	4,254,187	4,417,898	565,659	12.8%
61 COMMUNITY SERVICES:									
6100 PAYROLL	2,492,518	22,762	0.9%	808	0.0%	2,469,756	385,558	25,159	6.5%
6200 CONTRACTED SERVICES	84,768	1,200	1.4%	(35,447)	-41.8%	83,568	100,524	5,397	5.4%
6300 SUPPLIES	62,586	2,773	4.4%	(2,813)	-4.5%	59,813	89,469	1,764	2.0%

76

IRVING INDEPENDENT SCHOOL DISTRICT
COMPARISON OF GENERAL OPERATING BUDGET & ACTUAL
September 30, 2024

	CURRENT YEAR						PRIOR YEAR		
	09/01/2024 to 09/30/2024			09/24 MTD		(OVER) UNDER	09/01/2023 to 09/30/2023		
	BUDGET	ACTUAL	%YTD	ACTUAL	%MTD	YTD BUDGET	BUDGET	ACTUAL	%YTD
6400 OTHER EXPENSE	161,917	6,345	3.9%	1,628	1.0%	155,572	184,837	22,837	12.4%
6600 CAPITAL OUTLAY	5,984	-	0.0%	(107)	-1.8%	5,984	-	2,075	--
TOTAL COMMUNITY SERVICES	2,807,772	33,079	1.2%	(35,931)	-1.3%	2,774,693	760,387	57,231	7.5%
71 DEBT SERVICE									
6500 DEBT SERVICE FEES	-	-	--	(69,544)	--	-	-	56,250	--
TOTAL PAYMENTS TO JJAEP	-	-	--	(69,544)	--	-	-	56,250	--

IRVING INDEPENDENT SCHOOL DISTRICT
COMPARISON OF GENERAL OPERATING BUDGET & ACTUAL
September 30, 2024

	CURRENT YEAR						PRIOR YEAR		
	09/01/2024 to 09/30/2024			09/24 MTD			09/01/2023 to 09/30/2023		
	BUDGET	ACTUAL	%YTD	ACTUAL	%MTD	(OVER) UNDER YTD BUDGET	BUDGET	YTD ACTUAL	%YTD
81 FACILITIES:									
6200 CONTRACTED SERVICES	-	-	--	-	--	-	-	-	--
6300 SUPPLIES & MATERIALS	-	-	--	-	--	-	-	-	--
6400 OTHER EXPENSE	-	-	--	-	--	-	-	-	--
6600 CAPITAL OUTLAY	3,759	-	0.0%	(131,037)	-3486.1%	3,759	78,977	8,458	10.7%
TOTAL FACILITIES	3,759	-	0.0%	(131,037)	-3486.1%	3,759	78,977	8,458	10.7%
95 PAYMENTS TO JJAEP:									
6200 CONTRACTED SERVICES	190,000	-	0.0%	-	0.0%	190,000	190,000	-	0.0%
TOTAL PAYMENTS TO JJAEP	190,000	-	0.0%	-	0.0%	190,000	190,000	-	0.0%
97 PAYMENTS TO TIF:									
6400 OTHER EXPENSE	-	-	--	-	--	-	-	-	--
TOTAL PAYMENTS TO TIF	-	-	--	-	--	-	-	-	--
99 INTERGOVERNMENTAL CHARGES:									
6200 CONTRACTED SERVICES	740,232	184,824	25.0%	184,824	25.0%	555,408	702,478	176,616	25.1%
TOTAL INTERGOVERNMENTAL CHARGES	740,232	184,824	25.0%	184,824	25.0%	555,408	702,478	176,616	25.1%
OTHER USES:									
8911 INTERFUND TRANSFERS OUT	-	-	--	-	--	-	700,000	700,000	100.0%
TOTAL OTHER USES	-	-	--	-	--	-	700,000	700,000	100.0%
TOTAL 6000 EXPENDITURES:	324,621,760	26,232,939	8.1%	4,044,258	1.2%	298,388,822	329,965,372	29,165,721	8.8%
EXCESS (DEFICIENCY)									
REVENUE OVER EXPENDITURES:	(3,068,491)	15,356,615		<u>9,835,842</u>			(2,555,876)	3,649,307	
BEGINNING FUND BALANCE:	<u>79,953,667</u>	<u>126,972,569</u>					<u>118,093,034</u>	<u>118,093,034</u>	
ENDING FUND BALANCE:	<u>76,885,175</u>	<u>142,329,184</u>					<u>115,537,158</u>	<u>121,742,341</u>	

78

IRVING INDEPENDENT SCHOOL DISTRICT
COMPARISON OF GENERAL OPERATING BUDGET & ACTUAL
September 30, 2024

	CURRENT YEAR						PRIOR YEAR		
	09/01/2024 to 09/30/2024			09/24 MTD		(OVER) UNDER	09/01/2023 to 09/30/2023		
	BUDGET	ACTUAL	%YTD	ACTUAL	%MTD	YTD BUDGET	BUDGET	ACTUAL	%YTD
REVENUE SUMMARY:									
LOCAL REVENUE	156,446,126	715,769	0.5%	233,348	0%	155,730,357	168,859,076	1,061,462	0.6%
STATE REVENUE	161,338,143	40,847,980	25.3%	16,150,840	10%	120,490,163	149,950,419	31,671,986	21.1%
FEDERAL REVENUE	3,769,000	25,805	0.7%	(2,504,088)	-66%	3,743,195	8,600,000	81,580	0.9%
OTHER SOURCES	-	-	--	-	--	-	-	-	--
TOTAL OTHER REVENUE SOURCES	321,553,269	41,589,554	12.9%	13,880,099	4%	279,963,715	327,409,495	32,815,028	10.0%
APPROPRIATIONS/EXPENDITURES									
BUDGET CATEGORY SUMMARY:									
6100 PAYROLL	278,583,641	22,432,440	8.1%	(607,422)	0%	256,151,201	278,320,968	23,885,475	8.6%
6200 SERVICES	16,964,466	913,457	5.4%	4,052,371	24%	16,051,009	19,234,446	1,520,261	7.9%
6300 SUPPLIES	18,498,663	2,356,862	12.7%	379,698	2%	16,141,801	21,724,378	2,372,447	10.9%
6400 OTHER EXPENSE	7,640,506	466,200	6.1%	(258,492)	-3%	7,174,306	8,275,106	632,574	7.6%
6500 DEBT SERVICE FEES	-	-	--	(69,544)	--	-	-	56,250	--
6600 CAPITAL OUTLAY	2,870,734	230	0.0%	(582,716)	-20%	2,870,504	1,654,224	(1,286)	-0.1%
8900 OTHER USES	-	-	--	-	--	-	700,000	700,000	100.0%
TOTAL APPROPRIATIONS/EXPENDITURES	324,558,010	26,169,189	8.1%	2,913,895	1%	298,388,822	329,909,122	29,165,721	8.8%

	09/01/2024 to 09/30/2024			09/24 MTD			09/01/2023 to 09/30/2023		
	BUDGET	ACTUAL	%YTD	ACTUAL	%MTD	(OVER) UNDER YTD BUDGET	BUDGET	ACTUAL	%YTD
REVENUE:									
LOCAL RESOURCES:									
5742 INVESTMENT EARNINGS	80,000	132,954	166.2%	(9,015)	-11.3%	(52,954)	80,000	133,163	166.5%
5749 MISCELLANEOUS REVENUE	-	-	0.0%	-	-	-	-	-	-
5751 FOOD SERVICES	1,000,000	65,171	6.5%	46,067	4.6%	934,829	1,000,000	118,070	11.8%
5755 ACTIVITY FUND RECEIPTS	-	-	-	-	-	-	50,000	-	0.0%
TOTAL LOCAL RESOURCES	1,080,000	198,125	18.3%	37,052	3.4%	881,875	1,130,000	251,233	22.2%
STATE RESOURCES:									
5829 TEA/NON-FOUNDATION REVENUE	120,000	-	0.0%	-	0.0%	120,000	120,000	-	0.0%
5839 STATE REVENUE TEXAS GRANTS	-	-	0.0%	-	0.0%	-	-	-	0.0%
TOTAL STATE RESOURCES	120,000	-	0.0%	-	0.0%	120,000	120,000	-	0.0%
FEDERAL RESOURCES:									
5921 SCHOOL BREAKFAST PROGRAM	6,000,000	40,779	0.7%	27,165	0.5%	5,959,221	6,000,000	837,887	14.0%
5922 NATIONAL SCHOOL LUNCH PROGRAM	15,346,000	2,806,707	18.3%	09/	-	12,539,293	15,640,000	1,928,087	12.3%
5923 USDA DONATED COMMODITIES	1,500,000	-	0.0%	-	0.0%	1,500,000	1,850,000	-	0.0%
5938 SUMMER FEEDING PROGRAM	-	-	-	-	-	-	-	-	-
5939 CACFP SUPPER PROGRAM	200,000	68,944	34.5%	18,788	9.4%	131,056	200,000	72,043	36.0%
TOTAL FEDERAL RESOURCES	23,046,000	2,916,430	12.7%	45,953	0.2%	20,129,570	23,690,000	2,838,017	12.0%
OTHER SOURCES:									
7949 SBITA PROCEEDS	-	-	-	-	-	-	-	-	-
TOTAL OTHER REVENUE SOURCES	-	-	-	-	-	-	-	-	-
TOTAL FOOD SERVICE REVENUE:	24,246,000	3,114,556	12.8%	83,005	0.3%	21,131,445	24,940,000	3,089,250	12.4%
EXPENDITURES:									
35 FOOD SERVICE:									
6100 PAYROLL	10,104,542	1,015,531	10.1%	192,735	1.9%	9,089,011	9,461,378	1,443,595	15.3%
6200 CONTRACTED SERVICES	660,205	48,803	7.4%	(13,984)	-2.1%	611,402	625,155	23,479	3.8%
6300 SUPPLIES	11,436,537	872,459	7.6%	(643,234)	-5.6%	10,564,077	10,577,952	730,409	6.9%
6400 OTHER EXPENSE	82,446	1,185	1.4%	(618)	-0.7%	81,261	86,200	568	0.7%
6600 CAPITAL OUTLAY	1,632,925	-	0.0%	(376,430)	-23.1%	1,632,925	365,000	6,000	1.6%
FOOD SERVICE EXPENDITURES	23,916,654	1,937,978	8.1%	(841,531)	-3.5%	21,978,676	21,115,685	2,204,052	10.4%
36 EXTRA-CURRICULAR ACTIVITIES:									
6100 PAYROLL	-	-	-	-	-	-	-	-	-
6200 CONTRACTED SERVICES	-	-	-	-	-	-	-	-	-
6300 SUPPLIES	-	-	-	-	-	-	-	-	-
6400 OTHER EXPENSE	-	-	-	-	-	-	-	-	-
6600 CAPITAL OUTLAY	-	-	-	-	-	-	-	-	-
EXTRA-CURRICULAR ACTIVITIES	-	-	-	-	-	-	-	-	-
51 MAINTENANCE:									
6100 PAYROLL	80,275	-	0.0%	-	0.0%	80,275	463,085	8,799	1.9%
6200 CONTRACTED SERVICES	9,980	-	0.0%	-	0.0%	9,980	9,980	9,240	92.6%
6300 SUPPLIES	191,077	862	0.5%	(14,208)	-7.4%	190,215	150,435	4,289	2.9%
MAINTENANCE EXPENDITURES	281,332	862	0.3%	(14,208)	-5.1%	280,470	623,500	22,328	3.6%
71 DEBT SERVICE:									
6500 DEBT SERVICE FEES	-	-	-	-	-	-	-	-	-
DEBT SERVICE EXPENDITURES	-	-	-	-	-	-	-	-	-
81 FACILITIES:									
6200 CONTRACTED SERVICES	-	-	-	-	-	-	-	-	-
6600 CAPITAL OUTLAY	-	-	-	-	-	-	1,500,000	-	0.0%
FACILITIES EXPENDITURES	-	-	-	-	-	-	1,500,000	-	-
89 OTHER USES:									
8911 INTERFUND TRANSFERS OUT	-	-	-	-	0.0%	-	-	-	-
TOTAL 6000 EXPENDITURES:	24,197,986	1,938,840	8.0%	(855,738)	-3.5%	22,259,146	23,239,185	2,226,380	9.6%
EXCESS (DEFICIENCY) REVENUE OVER EXPENDITURES:	48,014	1,175,715		938,743			1,700,815	862,870	
BEGINNING FUND BALANCE:	8,193,042	16,144,925					8,329,703	13,597,881	
ENDING FUND BALANCE:	8,241,056	17,320,640					10,030,518	14,460,751	

IRVING INDEPENDENT SCHOOL DISTRICT
 COMPARISON OF DEBT SERVICE BUDGET & ACTUAL
 September 30, 2024

	CURRENT YEAR						PRIOR YEAR		
	09/01/2024 to 09/30/2024 YTD			09/24 MTD		(OVER) UNDER	09/01/2023 to 09/30/2023 YTD		
	BUDGET	ACTUAL	%YTD	ACTUAL	%MTD	YTD BUDGET	BUDGET	ACTUAL	%YTD
REVENUE:									
LOCAL RESOURCES:									
5711 TAXES CURRENT YEAR	64,299,650	(139,511)	-0.2%	(34,118)	-0.1%	64,439,161	61,000,850	756	0.0%
5712 DELINQUENT TAXES	100,000	86,298	86.3%	74,497	74.5%	13,702	100,000	(39,643)	-39.6%
5719 OTHER TAX RELATED REVENUE	-	19,433	--	(1,515)	--	(19,433)	-	27,129	--
TOTAL TAXES	64,399,650	(33,780)	-0.1%	38,864	0.1%	64,433,430	61,100,850	(11,758)	0.0%
5742 INVESTMENT EARNINGS	250,000	12,978	5.2%	(3,626)	-1.5%	237,022	450,000	14,775	3.3%
TOTAL LOCAL RESOURCES	64,649,650	(20,802)	0.0%	35,238	0.1%	237,022	61,550,850	3,017	0.0%
STATE RESOURCES (EDA):									
5829 TEA/NON-FOUNDATION REVENUE	-	-	--	-	--	-	-	-	--
TOTAL STATE RESOURCES	-	-	--	-	--	-	-	-	--
OTHER SOURCES:									
7911 SALE OF BONDS	-	-	--	-	--	-	-	-	--
7915 INTERFUND TRANSERS IN	-	-	--	-	--	-	-	-	--
7916 PREMIUM (DISCOUNT) BONDS PAY	-	-	--	-	--	-	-	-	--
TOTAL OTHER SOURCES	-	-	--	-	0.0%	-	-	-	--
TOTAL REVENUE:	64,649,650	(20,802)	0.0%	74,102	0.1%	64,670,452	61,550,850	3,017	0.0%
EXPENDITURES:									
71 DEBT SERVICE:									
6500 DEBT SERVICE FEES	64,549,650	-	0.0%	(12,786,425)	-19.8%	64,549,650	61,500,850	-	0.0%
DEBT SERVICE EXPENDITURES	64,549,650	-	0.0%	(12,786,425)	-19.8%	64,549,650	61,500,850	-	0.0%
OTHER USES:									
8949 REFUNDING BONDS	-	-	0.0%	-	0.0%	-	-	-	--
TOTAL OTHER USES	-	-	0.0%	-	0.0%	-	-	-	--
TOTAL EXPENDITURES:	64,549,650	-	0.0%	(12,786,425)	-19.8%	64,549,650	61,500,850	-	0.0%
EXCESS (DEFICIENCY)									
REVENUE OVER EXPENDITURES:	100,000	(20,802)		<u>12,860,527</u>			50,000	3,017	
BEGINNING FUND BALANCE:	9,630,167	12,875,345					8,344,557	12,506,051	
ENDING FUND BALANCE:	9,730,167	12,854,543					8,394,557	12,509,068	

**IRVING INDEPENDENT SCHOOL DISTRICT
COMBINED STATEMENT OF REVENUE, EXPENDITURES, AND CHANGES IN FUND BALANCES
ALL GOVERNMENTAL FUND TYPES
09/01/2024-09/30/2024**

DATA CONTROL CODES		GOVERNMENTAL FUND TYPES			
		100-199	200-499	500-599	600-699
		GENERAL	SPECIAL REVENUE EXCLUDING FOOD SERVICE	DEBT SERVICE	CAPITAL PROJECTS
	REVENUE:				
5700	Local and Intermediate Sources	\$ 715,769	\$ -	\$ (20,802)	\$ 1,586,422
5800	State Program Revenues	40,847,979.71	-	-	-
5900	Federal Program Revenues	25,805	-	-	-
5020	Total Revenue:	\$ 41,589,554	-	(20,802)	1,586,422
	EXPENDITURES:				
0010	Instruction and Instructional-Related	16,938,463	1,653,182	-	274,443
0020	Instructional and School Leadership	2,390,448	36,955	-	117,485
0030	Support Services - Student (Pupil)	3,160,880	119,208	-	35,411
0040	Administrative Support Services	943,858	826,467	-	37,311
0050	Support Services - Nonstudent Based	2,581,386	453,617	-	479,604
0060	Community Services	33,079	211,341	-	-
0070	Debt Service	-	-	-	-
0080	Capital Outlay	-	-	-	35,440
0090	Intergovernmental Charges/JJAEP/TI	184,824	-	-	-
6030	Total Expenditures:	26,232,939	3,300,769	-	979,693
	EXCESS (DEFICIENCY) REVENUE OVER (UNDER) EXPEND	<u>15,356,615</u>	<u>(3,300,769)</u>	<u>(20,802)</u>	<u>606,729</u>
7900	OTHER FINANCING SOURCES:				
	Proceeds from Sale of Fixed Assets	-	-	-	-
	Proceeds from Sale of Bonds	-	-	-	-
	Premium (Discount) Bonds Payable	-	-	-	-
	Interfund Transfers In	-	-	-	-
7020	Total Other Financing Sources:	-	-	-	-
8900	OTHER FINANCING USES:				
	Refunding Bonds	-	-	-	-
	Interfund Transfers Out	-	-	-	-
8030	Total Other Financing Uses:	-	-	-	-
	TOTAL OTHER FINANCING SOURCES	<u>-</u>	<u>-</u>	<u>-</u>	<u>-</u>
1200	EXCESS (DEFICIENCY) REVENUE AND OTHER FINANCING SOURCES OVER (UNDER) EXPENDITURES AI	<u>15,356,615</u>	<u>(3,300,769)</u>	<u>(20,802)</u>	<u>606,729</u>
0100	FUND BALANCE - September 1 (Begin)	<u>138,593,951</u>	<u>105,741</u>	<u>16,720,590</u>	<u>360,269,351</u>
3000	FUND BALANCE (DEFICIT) - (Ending)	<u>\$ 153,950,566</u>	<u>\$ (3,195,029)</u>	<u>\$ 16,699,788</u>	<u>\$ 360,876,080</u>

IRVING INDEPENDENT SCHOOL DISTRICT
COMBINED STATEMENT OF REVENUE, EXPENDITURES, AND CHANGES IN FUND BALANCES
ALL GOVERNMENTAL FUND TYPES
09/01/2023-09/30/2023

DATA CONTROL CODES		GOVERNMENTAL FUND TYPES			
		100-199	200-499	500-599	600-699
		GENERAL	SPECIAL REVENUE EXCLUDING FOOD SERVICE	DEBT SERVICE	CAPITAL PROJECTS
	REVENUE:				
5700	Local and Intermediate Sources	\$ 1,061,462	\$ -	\$ 3,017	\$ 1,588,924
5800	State Program Revenues	31,671,985.75	28,835	-	-
5900	Federal Program Revenues	81,580	98,075	-	-
5020	Total Revenue:	\$ 32,815,028	126,910	3,017	1,588,924
	EXPENDITURES:				
0010	Instruction and Instructional-Relat	17,585,469	1,822,856	-	-
0020	Instructional and School Leadershi	2,770,224	154,930	-	500
0030	Support Services - Student (Pupil)	3,772,275	226,523	-	23
0040	Administrative Support Services	255,689	39,759	-	32,822
0050	Support Services - Nonstudent Bas	3,783,509	11,950	-	18,558
0060	Community Services	57,231	199,434	-	-
0070	Debt Service	-	-	-	-
0080	Capital Outlay	8,458	-	-	-
0090	Intergovernmental Charges/JJAEP	176,616	-	-	-
6030	Total Expenditures:	28,409,471	2,455,452	-	51,902
	EXCESS (DEFICIENCY) REVENUE OVER (UNDER) EXPENDITURES:	<u>4,405,557</u>	<u>(2,328,541)</u>	<u>3,017</u>	<u>1,537,022</u>
7900	OTHER FINANCING SOURCES:				
	Proceeds from Sale of Fixed Asset	-	-	-	-
	Proceeds from Sale of Bonds	-	-	-	312,040,000
	Premium (Discount) Bonds Payabl	-	-	-	38,566,705
	Operating Transfers In	-	-	-	-
	Special Items	-	-	-	-
	SBITA Proceeds	-	1,919,941	-	-
	Interfund Transfers In	-	-	-	-
7020	Total Other Financing Sources:	-	1,919,941	-	350,606,705
8900	OTHER FINANCING USES:				
	Refunding Bonds	-	-	-	-
	Operating Transfers Out	700,000	-	-	-
8030	Total Other Financing Uses:	700,000	-	-	-
	TOTAL OTHER FINANCING SOURCES:	<u>(700,000)</u>	<u>1,919,941</u>	<u>-</u>	<u>350,606,705</u>
1200	EXCESS (DEFICIENCY) REVENUE AND OTHER FINANCING SOURCES OVER (UNDER) EXPENDITURES:	3,705,557	(408,600)	3,017	352,143,727
0100	FUND BALANCE - September 1 (Beginning Balance):	86,201,136	33,453	(8,948,234)	5,511,642
3000	FUND BALANCE (DEFICIT) - (Ending Balance):	<u>\$ 89,906,693</u>	<u>\$ (375,147)</u>	<u>\$ (8,945,217)</u>	<u>\$ 357,655,369</u>

IRVING INDEPENDENT SCHOOL DISTRICT
 COMPARISON OF INTERNAL SERVICE FUNDS BUDGET & ACTUAL
 September 30, 2024

	CURRENT YEAR					PRIOR YEAR			
	09/01/2024 to 09/30/2024		09/24	(OVER)		09/01/2023 to 09/30/2023		%YTD	
	BUDGET	YTD ACTUAL	%YTD	MTD ACTUAL	%MTD	YTD BUDGET	BUDGET		YTD ACTUAL
REVENUE:									
LOCAL RESOURCES:									
5799 OTHER TUITION AND FEES	-	-	--	-	--	-	-	--	
5742 INVESTMENT EARNINGS	1,000.00	10,010.62	1001.1%	(679)	-67.9%	(9,011)	1,000	10,026	1002.6%
5744 GIFTS AND BEQUESTS	-	-	--	-	--	-	-	--	
5749 MISCELLANEOUS REVENUE	435,647	-	0.0%	(70)	0.0%	435,647	435,647	193,523	44.4%
5751 FOOD SERVICES	-	-	--	-	--	-	-	--	
5754 INTERFUND TRANSACTIONS	2,040,368	143,590	7.0%	(6,584)	-0.3%	1,896,778	2,040,368	138,316	6.8%
5755 ACTIVITY FUND RECEIPTS	250	-	0.0%	-	0.0%	250	250	-	0.0%
5769 REVENUE FROM INTERMEDIATE	-	-	--	-	--	-	-	--	
TOTAL LOCAL RESOURCES	2,477,265	153,601	6.2%	(7,333)	-0.3%	2,323,664	2,477,265	341,866	13.8%
OTHER SOURCES:									
7901 SALE OF REFUNDING BONDS	-	-	0.0%	-	0.0%	-	-	0.0%	
7911 SALE OF BONDS	-	-	0.0%	-	0.0%	-	-	0.0%	
7915 INTERFUND TRANSFER IN	-	-	--	-	--	-	700,000	700,000	100.0%
7916 PREMIUM (DISCOUNT) BONDS PAY	-	-	0.0%	-	0.0%	-	-	0.0%	
7999 OTHER MISC SOURCES	-	-	0.0%	-	0.0%	-	-	0.0%	
TOTAL OTHER SOURCES	-	-	0.0%	-	0.0%	-	700,000	700,000	0.0%
TOTAL INTERNAL SERVICE FUNDS REVENUE:	2,477,265	153,601	6.2%	(7,333)	-0.3%	2,323,664	3,177,265	1,041,866	32.8%
EXPENDITURES:									
13 STAFF DEVELOPMENT:									
6300 SUPPLIES	-	-	--	-	--	-	-	--	
TOTAL STAFF DEVELOPMENT	-	-	--	-	--	-	-	--	
21 INSTRUCTIONAL ADMINISTRATION:									
6100 PAYROLL	225,387	(599)	-0.3%	(6,559)	-2.9%	225,986	225,387	24,462	10.9%
6200 CONTRACTED SERVICES	-	-	--	-	--	-	-	--	
6300 SUPPLIES	200,010	-	0.0%	(523)	-0.3%	200,010	200,010	22,070	11.0%
6400 OTHER EXPENSE	10,500	-	0.0%	-	0.0%	10,500	10,500	7	0.1%
6600 CAPITAL OUTLAY	-	-	--	(10)	--	-	-	2,710	--
TOTAL INSTRUCTIONAL ADMINISTRATION	435,897	(599)	-0.1%	(7,092)	-1.6%	436,496	435,897	49,248	11.3%
35 FOOD SERVICE									
6100 PAYROLL COSTS	-	-	--	-	--	-	-	--	
6200 CONTRACTED SERVICES	-	-	--	-	--	-	-	--	
6300 SUPPLIES	-	-	--	-	--	-	-	--	
TOTAL EXTRA-CURRICULAR ACTIVITIES:	-	-	--	-	--	-	-	--	
36 EXTRA-CURRICULAR ACTIVITIES:									
6100 PAYROLL	-	-	--	-	--	-	-	--	
6200 CONTRACTED SERVICES	-	-	--	-	--	-	-	--	
6300 SUPPLIES	-	-	--	-	--	-	-	--	
6400 OTHER OPERATING COST	-	-	--	-	--	-	-	--	
TOTAL EXTRA-CURRICULAR ACTIVITIES:	-	-	--	-	--	-	-	--	
41 GENERAL ADMINISTRATION:									
6100 PAYROLL	177,270	11,166	6.3%	(152)	-0.1%	166,104	177,270	14,327	8.1%
6200 CONTRACTED SERVICES	234,078	1,147,977	490.4%	1,077,299	460.2%	(913,899)	2,051,520	1,309,785	63.8%
6300 SUPPLIES	44,646	81	0.2%	(2,949)	-6.6%	44,565	44,646	7	0.0%
6400 OTHER EXPENSE	1,545,985	-	0.0%	(86,307)	-5.6%	1,545,985	314,545	71,140	22.6%
6500 DEBT SERVICE FEES	-	-	--	-	--	-	-	--	
6600 CAPITAL OUTLAY	1,511	-	0.0%	(2,080)	-137.7%	1,511	111,920	-	0.0%
TOTAL GENERAL ADMINISTRATION	2,003,490	1,159,224	57.9%	985,811	49.2%	844,266	2,699,901	1,395,259	51.7%
61 COMMUNITY SERVICES:									
6100 PAYROLL	-	-	--	-	--	-	-	--	
6200 CONTRACTED SERVICES	-	-	--	-	--	-	-	--	
6300 SUPPLIES	-	-	--	-	--	-	-	--	
6400 OTHER EXPENSE	-	-	--	-	--	-	-	--	
TOTAL COMMUNITY SERVICES	-	-	--	-	--	-	-	--	
OTHER USES:									
8911 INTERFUND TRANSFERS OUT	-	-	--	-	--	-	-	--	
TOTAL OTHER USES	-	-	--	-	--	-	-	--	
51 MAINTENANCE:									
6100 PAYROLL	-	-	--	-	--	-	-	--	
6200 CONTRACTED SERVICES	-	-	--	-	--	-	-	--	
6300 SUPPLIES	3,660	-	0.0%	-	0.0%	3,660	3,660	-	0.0%
6400 OTHER OPERATING COST	37,807	-	0.0%	(1,856)	-4.9%	37,807	37,807	-	0.0%
TOTAL EXTRA-CURRICULAR ACTIVITIES:	41,467	-	--	(1,856)	--	41,467	41,467	1,671	--
71 DEBT SERVICE:									
6500 DEBT SERVICE FEES	-	-	--	-	--	-	-	--	
DEBT SERVICE EXPENDITURES	-	-	--	-	--	41,467	-	--	
TOTAL 6000 EXPENDITURES:	2,480,854	1,158,625	46.7%	976,862	39.4%	1,322,229	3,177,265	1,446,178	45.5%
NET INCOME (LOSS)	(3,589)	(1,005,025)		(984,195)		-	-	(404,313)	
BEGINNING FUND BALANCE:	69,855	482,982				506,023	506,023		
ENDING FUND EQUITY BALANCE:	66,265	(522,042)				506,023	101,710		

**IRVING INDEPENDENT SCHOOL DISTRICT
 COMBINED STATEMENT OF REVENUE, EXPENSES AND
 CHANGES IN FUND NET ASSETS
 INTERNAL SERVICE FUNDS
 09/01/2024-09/30/2024**

	FOOD SERVICE VENDING 712	WORKERS COMPENSATION 771	UNEMPLOYMENT 772	SCIENCE REFURBISHMENT 774	PRINTSHOP SERVICE CENTER 775	TOTAL PROPRIETARY FUNDS 700-799
OPERATING REVENUE						
5700 Charges for Services	\$ -	\$ 108,841	\$ 988	\$ -	\$ 33,761	\$ 143,590
5020 Total Operating Revenue	-	108,841	988	-	33,761	143,590
OPERATING EXPENSES						
6100 Payroll Costs	-	6,978	4,188	(599)	-	10,568
6200 Professional/Contracted Services	-	1,147,977	-	-	-	1,147,977
6300 Supplies and Materials	-	81	-	-	-	81
6400 Claims, Admin, & Other Expenses	-	-	-	-	-	-
6600 Capital Outlay	-	-	-	-	-	-
6030 Total Operating Expenses	-	1,155,036	4,188	(599)	-	1,158,625
Operating Income (Loss)	-	(1,046,195)	(3,200)	599	33,761	(1,015,035)
NON-OPERATING REVENUE						
5742 Interest Income	-	10,011	-	-	-	10,011
OTHER SOURCES						
7900 Interfund Transfers In	-	-	-	-	-	-
OTHER USES						
8911 Interfund Transfers Out	-	-	-	-	-	-
CHANGE IN NET ASSETS	\$ -	\$ (1,036,184)	\$ (3,200)	\$ 599	\$ 33,761	\$ (1,005,025)
0100 Total Net Assets - September 1 (Beginning)	\$ -	\$ 1,745,652	\$ 453,940	\$ (797,416)	\$ 104,231	\$ 1,506,408
3000 TOTAL NET ASSETS	\$ -	\$ 709,468	\$ 450,740	\$ (796,817)	\$ 137,992	\$ 501,383

- 85

**IRVING INDEPENDENT SCHOOL DISTRICT
 COMBINED STATEMENT OF REVENUE, EXPENSES AND
 CHANGES IN FUND NET ASSETS
 INTERNAL SERVICE FUNDS
 09/01/2023-09/30/2023**

	FOOD SERVICE VENDING 712	WORKERS COMPENSATION 771	UNEMPLOYMENT 772	SCIENCE REFURBISHMENT 774	PRINTSHOP SERVICE CENTER 775	TOTAL PROPRIETARY FUNDS 700-799
OPERATING REVENUE						
5700 Charges for Services	\$ -	\$ 117,646	\$ 1,070	\$ 193,523	\$ 19,600	\$ 331,839
5020 Total Operating Revenue	-	117,646	1,070	193,523	19,600	331,839
OPERATING EXPENSES						
6100 Payroll Costs	-	9,579	4,748	24,462	-	38,789
6200 Professional/Contracted Services	-	1,311,456	-	-	-	1,311,456
6300 Supplies and Materials	-	7	-	22,070	-	22,077
6400 Claims, Admin, & Other Expenses	-	71,140	-	7	-	71,147
6500 Debt Service Fees	-	-	-	2,710	-	2,710
6600 Capital Outlay	-	-	-	-	0	0
6030 Total Operating Expenses	-	1,392,182	4,748	49,248	0	1,446,178
Operating Income (Loss)	-	(1,274,536)	(3,679)	144,275	19,600	(1,114,339)
NON-OPERATING REVENUE						
5742 Interest Income	-	10,026	-	-	-	10,026
OTHER SOURCES						
7900 Interfund Transfers In	-	700,000	-	-	-	700,000
CHANGE IN NET ASSETS						
	\$ -	\$ (564,509)	\$ (3,679)	\$ 144,275	\$ 19,600	\$ (404,313) 86
0100 Total Net Assets - September 1 (Beginning)	\$ -	\$ 1,349,052	\$ 614,277	\$ (213,322)	\$ 45,893	\$ 1,795,900
3000 TOTAL NET ASSETS	\$ -	\$ 784,543	\$ 610,598	\$ (69,047)	\$ 65,494	\$ 1,391,587

CONSOLIDATED BALANCE SHEET FOR GO 2025 1

OBJ	OBJ DESCRIPTION	NET CHANGE FOR PERIOD	ACCOUNT BALANCE
ASSETS			
1111	CASH IN BANK	-13,332,268.97	18,396,228.28
1151	IMPREST FUNDS	.00	730.98
1152	IMPREST CAFT/ACCT. OVER/UNDER	.00	-136.10
1153	IMPREST CHANGE FUND	750.00	2,604.45
1170	LEGACY TEXAS MMA	2,977.69	1,213,906.23
1172	CERTIFICATES OF DEPOSIT	.00	10,000,000.00
1173	AGENCY SECURITIES	.00	1,439,374.43
1175	TEXPOOL	4,806.85	1,137,390.52
1176	TEXSTAR	41,672.84	9,923,458.93
1177	LONE STAR POOL	25,592.64	6,064,503.28
1178	TEXAS CLASS	27,907,098.96	88,559,441.46
1179	LOGIC	40,650.58	9,493,023.32
1180	LANDING ROCK INVESTORS	44,119.70	11,043,908.33
1222	PROPERTY TAXES - DELQ-PRIOR YE	.00	5,474,418.00
1231	ALLOWANCE FOR UNCOLLECTABLE TA	.00	-2,309,289.00
1241	DUE FROM STATE	-55,388.50	1,974,345.60
1251	ACCRUED INTEREST	453.13	-50,396.84
1262	DUE FROM SPECIAL REVENUE	.00	13,945,786.00
1263	DUE FROM I & S	.00	-4,510.61
1266	DUE FROM INTERNAL SERVICE FUND	.00	497,871.00
1291	RECEIVABLES	.00	-.25
1295	DUE FROM TRISTAR	-44,352.50	33,194.06
1311	INVENTORIES - GENERAL SUPPLIES	-29,754.78	265,255.82
1312	INVENTORIES - SCHOOLDUDE	-16,426.65	291,370.67
1313	POSTAGE	55,779.05	76,426.64
1411	DEFERRED EXPENDITURES	.00	57,420.00
1493	RETURNED CHECKS	.00	10,225.34
1495	PREPAID EXPENSE	4,750.00	37,026.30
	TOTAL ASSETS	14,650,460.04	177,573,576.84
LIABILITIES			
2110	ACTIVE CARD INTEGRATION PAYABL	-439,555.28	-515,681.72
2111	ACCOUNTS PAYABLE	1,158,707.35	-813,810.53
2113	TAX REFUNDS/ATTNY'S FEE	13,537.32	-126,612.39
2114	RETAINAGES	.00	-3,837.13
2161	ACCRUED WAGES PAYABLE	.00	-19,367,982.84
2181	DUE TO STATE	-16.67	-14,151,635.94
2199	CREDIT CARD SUSPENSION	-27,109.73	-111,068.20
2311	DEFERRED REVENUE	591.88	-3,171,859.05
	TOTAL LIABILITIES	706,154.87	-38,262,487.80
FUND BALANCE			
3411	RESERVE FOR INVENTORIES	.00	-813,061.00
3431	RESERVE FOR PREPAID ITEMS	.00	-171,821.00

CONSOLIDATED BALANCE SHEET FOR GO 2025 1

OBJ	OBJ DESCRIPTION	NET CHANGE FOR PERIOD	ACCOUNT BALANCE
FUND BALANCE			
3441	RESERVE FOR OUTSTANDING ENCUMB	.00	392,378.42
3591	OTHER DESIGNATED FUND BALANCE	.00	-31,314,102.99
3610	FUND BALANCE FOR PEIMS	.00	14.69
3611	FUND BALANCE BEG-OF-YEAR	.00	-92,047,168.25
3612	BUDGET SURPLUS/DEFICIT	3,068,491.43	3,067,777.43
4310	RESERVE FOR ENCUMBRANCES	-4,960,367.65	-6,629,658.62
4311	RESERVE FOR ENCUMBRANCES	4,960,367.65	6,629,658.62
5010	ESTIMATED REVENUE - CO	321,553,269.00	321,553,269.00
5050	REALIZED REVENUE - CO	-41,589,553.75	-41,589,553.75
6010	APPROPRIATED EXPENDITURES - CO	-324,621,760.43	-324,621,760.43
6050	EXPENDITURES - CO	26,232,938.84	26,232,938.84
	TOTAL FUND BALANCE	-15,356,614.91	-139,311,089.04
	TOTAL LIABILITIES + FUND BALANCE	-14,650,460.04	-177,573,576.84

** END OF REPORT - Generated by MIEISHA RUNNELS **

CONSOLIDATED BALANCE SHEET FOR FS 2025 1

OBJ	OBJ DESCRIPTION	NET CHANGE FOR PERIOD	ACCOUNT BALANCE
ASSETS			
1111	CASH IN BANK	202,889.51	-13,675,666.95
1151	IMPREST FUNDS	.00	1,000.00
1153	IMPREST CHANGE FUND	.00	685.00
1178	TEXAS CLASS	132,953.69	31,068,842.26
1241	DUE FROM STATE	848,705.29	870,113.87
1311	INVENTORIES - GENERAL SUPPLIES	.00	269,460.11
	TOTAL ASSETS	1,184,548.49	18,534,434.29
LIABILITIES			
2110	ACTIVE CARD INTEGRATION PAYABL	-4,745.47	-944.26
2111	ACCOUNTS PAYABLE	-4,087.61	-33,272.84
	TOTAL LIABILITIES	-8,833.08	-34,217.10
FUND BALANCE			
3451	RESERVE - FOOD SERVICE	.00	-17,324,501.78
3612	BUDGET SURPLUS/DEFICIT	-48,013.60	-48,013.60
4310	RESERVE FOR ENCUMBRANCES	-690,282.23	-691,659.63
4311	RESERVE FOR ENCUMBRANCES	690,282.23	691,659.63
5010	ESTIMATED REVENUE - CO	24,246,000.00	24,246,000.00
5050	REALIZED REVENUE - CO	-3,114,555.50	-3,114,555.50
6010	APPROPRIATED EXPENDITURES - CO	-24,197,986.40	-24,197,986.40
6050	EXPENDITURES - CO	1,938,840.09	1,938,840.09
	TOTAL FUND BALANCE	-1,175,715.41	-18,500,217.19
	TOTAL LIABILITIES + FUND BALANCE	-1,184,548.49	-18,534,434.29

** END OF REPORT - Generated by MIEISHA RUNNELS **

CONSOLIDATED BALANCE SHEET FOR DS 2025 1

OBJ	OBJ DESCRIPTION	NET CHANGE FOR PERIOD	ACCOUNT BALANCE
ASSETS			
1111	CASH IN BANK	-31,845.24	9,786,923.57
1177	LONE STAR POOL	4,041.08	957,585.85
1178	TEXAS CLASS	8,936.86	2,088,375.30
1222	PROPERTY TAXES - DELQ-PRIOR YE	.00	1,570,925.00
1231	ALLOWANCE FOR UNCOLLECTABLE TA	.00	-696,250.00
	TOTAL ASSETS	-18,867.30	13,707,559.72
LIABILITIES			
2111	ACCOUNTS PAYABLE	-1,934.40	-1,934.40
2171	DUE TO GENERAL FUND	.00	4,510.61
2184	DUE TO STATE	.00	-269,968.00
2311	DEFERRED REVENUE	.00	-874,675.00
	TOTAL LIABILITIES	-1,934.40	-1,142,066.79
FUND BALANCE			
3480	RESTRICTED - LT DEBT RETIREMEN	.00	-11,321,660.82
3611	FUND BALANCE BEG-OF-YEAR	.00	-1,264,633.81
3612	BUDGET SURPLUS/DEFICIT	-100,000.00	-100,000.00
5010	ESTIMATED REVENUE - CO	64,649,650.00	64,649,650.00
5050	REALIZED REVENUE - CO	20,801.70	20,801.70
6010	APPROPRIATED EXPENDITURES - CO	-64,549,650.00	-64,549,650.00
	TOTAL FUND BALANCE	20,801.70	-12,565,492.93
	TOTAL LIABILITIES + FUND BALANCE	18,867.30	-13,707,559.72

** END OF REPORT - Generated by MIEISHA RUNNELS **

CONSENT AGENDA
11/18/2024

TOPIC: Consider Approval of Resolution and Order No. 24-25-03 Authorizing November Amendment to the 2024-2025 Budget

Revenue & Other Resources	Approved Budget	Amended Budget	Proposed Amendments	Amended Budget
General Operating Fund	\$321,553,269		43,067	\$321,596,336
Food Service Fund	24,246,000		-	\$24,246,000
Debt Service Fund	64,649,650		-	\$64,649,650
Total Revenue & Other Sources	\$410,448,919		\$ 43,067	\$ 410,491,986
Appropriations & Other Uses				
General Operating Fund	\$ 324,621,760		\$ 30,718	\$324,652,479
Food Service Fund	24,197,986		-	24,197,986
Debt Service Fund	64,549,650		-	64,549,650
Total Appropriations & Other Uses	\$ 413,369,397		\$ 30,718	\$413,400,115

SUBMITTED BY: Fernando Natividad, Chief Financial Officer and Mahdia Lalee, Director of Business Operations

BACKGROUND: In accordance with Texas Education Code Sec. 44.006, "Public funds of the school district may not be spent in any manner other than as provided for in the budget adopted by the board of trustees, but the board may amend a budget or adopt a supplementary emergency budget to cover necessary unforeseen expenses."

ADMINISTRATIVE RECOMMENDATION: The Administration recommends approving Resolution and Order No. 24-25-03 increasing the districts total budgeted revenue to \$410,491,986 and total appropriations to \$413,400,115.

RECOMMENDED BOARD MOTION: I move the Board approve Resolution and Order No. 24-25-03.

ATTACHMENTS:

1. Memo from Mahdia Lalee to Fernando Natividad
2. Resolution and Order No. 24-25-03



AGENDA SHEET

Meeting Date: 11/18/2024

Resolution/Order No.: 24-25-03

Topic: A Resolution of the Board of Trustees of the Irving Independent School District Adopting an Order Approving Amendment to the 2024-2025 Budget, Appropriating Necessary Funds for Certain Transactions or Projects, and Authorizing Other Matters Relating to the Subject.

WHEREAS, the Board of Trustees of the Irving Independent School District heretofore adopted the District's Budget for the 2024-2025 fiscal year which contained estimates of resources and revenues for the year from various sources, and included various capital projects and purchases to be undertaken during the fiscal year, together with the estimated costs thereof; and

WHEREAS, it is now apparent the Budget, as amended, should be amended to properly reflect actual changes in operations, revenues, activities, and projects not earlier foreseen or contemplated; and

WHEREAS, the Administrative Staff of the District has submitted proposed amendments to the 2024-2025 Budget reflecting the funds and sources of revenues to be allocated to and appropriated for the described projects or activities, a true and correct copy being attached hereto and marked Exhibit "A".

NOW, THEREFORE, BE IT RESOLVED BY THE BOARD OF TRUSTEES OF THE IRVING INDEPENDENT SCHOOL DISTRICT THAT THE TRUSTEES ADOPT THE FOLLOWING ORDER THAT:

SECTION 1: The proposed amendments to the Budget for the 2024-2025 fiscal year, as amended, as filed and submitted to the District's Board of Trustees and described in Exhibit "A" hereto, containing estimates of resources and revenues for the year from all of the various sources, and the projects, operations, activities, and purchases proposed to be undertaken during the remainder of the year, together with estimated costs thereof, and estimates amounts of all other proposed expenditures, are hereby approved and adopted.

SECTION 2: A true and correct copy of Exhibit "A" be filed in the minutes of the Board of Trustees with this Resolution and Order.

SECTION 3: There are hereby appropriated from the funds indicated and for such purposes, respectively, such sums of money as may be required for the accomplishment of each of the projects, activities, operations, purchases, or other expenditures described in Exhibit "A" not to exceed for all such payment proposed for any department the total amount of the estimated costs of such projects, operations, activities, purchases, and other expenditures proposed for such department, the actual expenditures of which to be authorized in accordance with law and policies of the Board of Trustees.

SECTION 4: Should any part, portion, section, or part of a section of this Order or the amended Budget be declared invalid, inoperative, or void for any reason by a court of competent jurisdiction, such decision, opinion, judgment shall in no way affect the remaining portions, parts, sections, or parts of sections of the Order or the amendments to the Budget, which provisions shall be, remain, and continue to be in full force and effect.

IT IS SO RESOLVED.

PASSED, APPROVED AND ENACTED by the Board of Trustees of the Irving Independent School District, Irving, Texas, on 11/18/2024, at a duly constituted meeting for which notice was timely given.

President
Board of Trustees
Irving Independent School District

ATTEST:

APPROVED AS TO FORM ONLY:

Secretary
Board of Trustees
Irving Independent School District

Chief Legal Counsel
Irving Independent School District

Date: November 18, 2024
 To: Fernando Natividad, Chief Financial Officer
 From: Mahdia Lalee, Director of Business Operations
 Subject: November Amendment to the 2024-2025 Budget

General Operating Fund

Total budgeted revenue to increase by \$43,067 dollars and total budgeted appropriations and other uses increase by \$30,718 which is summarized as follows:

Revenue:

➤ Increase to campus activity funds		
5755 – Activity Fund Receipt	43,067	
		\$ 43,067

Appropriations:

➤ Increases (decreases) to campus activity funds (from campus fund balance) to reflect increase in fund balance:		
Function 11 – Instruction	9,805	
Function 12 – Library	2,100	
Function 13 – Staff Development	3,194	
Function 23 – School Administration	(10,784)	
Function 36 – Extra-Curricular Activities	(34,543)	
Function 61 – Community Services	(490)	30,718
➤ Increases (decreases) to budget for other transfers:		
Function 11 – Instruction	63,262	
Function 12 – Library	14,450	
Function 13 – Staff Development	59,393	
Function 21 – Instructional Administration	(37,723)	
Function 23 – School Administration	(50,011)	
Function 31 – Guidance and Counseling	(939,426)	
Function 33 – Health Services	1,188,360	
Function 34 – Pupil Transportation	74,657	
Function 36 – Extra-Curricular Activities	(50,375)	
Function 41 – General Administration	(573,231)	
Function 51 – Maintenance and Operation	304,077	
Function 52 – Security and Monitoring Services	(18,313)	
Function 53 – Data Processing Services	47,668	
Function 61 – Community Services	(46,718)	
Function 81 – Facilities Acquisition and Const	(36,068)	0
		\$ 30,718

Food Service

Total budgeted appropriations and other uses are to change by \$0, which is summarized as follows:

Appropriations:

➤ Increases (decreases) to budget for Food Service

Function 35 – Food Service

(34,488)

Function 51 – Maintenance and Operation

34,488

0

\$ 0

Debt Service Fund

There are no proposed budget changes to the Debt Service Fund.

November Amendments to the 2024-2054 Budget

Increasing revenue to	\$410,491,986
Increasing appropriations to	\$413,400,115

	Approved Amended Budget	Proposed Amendments	Amended Budget
Revenue:			
General Operating Fund	\$321,553,269	43,067	\$321,596,336
Food Service Fund	24,246,000	-	\$24,246,000
Debt Service Fund	64,649,650	-	\$64,649,650
	<u>\$410,448,919</u>	<u>43,067</u>	<u>\$410,491,986</u>
Appropriations:			
General Operating Fund	324,621,760	30,718	\$324,652,479
Food Service Fund	24,197,986	-	24,197,986
Debt Service Fund	64,549,650	-	64,549,650
	<u>\$413,369,397</u>	<u>30,718</u>	<u>\$413,400,115</u>

Net Decrease to General Operating Fund Balance	<u>12,349</u>
Net Decrease to Food Service Fund Balance	<u>-</u>
Net Decrease to Debt Service Fund Balance	<u>-</u>

**IRVING INDEPENDENT SCHOOL DISTRICT
OFFICIAL DISTRICT BUDGET
GENERAL OPERATING FUND
NOVEMBER 2024 BUDGET AMENDMENT**

	<u>ORIGINAL BUDGET</u>	<u>PROPOSED AMENDMENTS TO ORIGINAL BUDGET</u>	<u>APPROVED AMENDED BUDGET</u>	<u>PROPOSED AMENDMENTS</u>	<u>NEW AMENDED BUDGET</u>
REVENUE:					
LOCAL RESOURCES:					
5711 TAXES CURRENT YEAR	154,020,875	-	154,020,875	-	154,020,875
5712 DELINQUENT TAXES	228,522	-	228,522	-	228,522
5719 OTHER TAX RELATED REVENUE	446,729	-	446,729	-	446,729
TOTAL TAXES	<u>154,696,126</u>	<u>-</u>	<u>154,696,126</u>	<u>-</u>	<u>154,696,126</u>
OTHER LOCAL REVENUE:					
5735 SUMMER SCHOOL	-	-	-	-	-
5738 PARKING FEES	4,500	-	4,500	-	4,500
5739 OTHER TUITION AND FEES	100,000	-	100,000	-	100,000
5742 INVESTMENT EARNINGS	250,000	-	250,000	-	250,000
5743 RENTAL OF FACILITIES	50,000	-	50,000	-	50,000
5744 GIFTS AND BEQUESTS	70,000	-	70,000	-	70,000
5745 NET INSURANCE RECOVERY	6,000	-	6,000	-	6,000
5746 TIF TAXES COLLECTED	-	-	-	-	-
5749 MISCELLANEOUS	200,000	-	200,000	-	200,000
5752 ATHLETIC	-	-	-	-	-
5755 ACTIVITY FUND RECEIPTS	1,000,000	-	1,000,000	43,067	1,043,067
5766 CONCURRENT ENROLLMENT	25,000	-	25,000	-	25,000
5767 IRVING SCHOOL FOUNDATION	-	-	-	-	-
5769 REVENUE FROM INTERMEDIATE	44,500	-	44,500	-	44,500
TOTAL OTHER LOCAL RESOURCES	<u>1,750,000</u>	<u>-</u>	<u>1,750,000</u>	<u>43,067</u>	<u>1,793,067</u>
TOTAL LOCAL RESOURCES	<u>156,446,126</u>	<u>-</u>	<u>156,446,126</u>	<u>43,067</u>	<u>156,489,193</u>
STATE RESOURCES:					
5811 PER CAPITA	-	-	-	-	-
5812 FOUNDATION ENTITLEMENTS	150,338,143	-	150,338,143	-	150,338,143
5819 FOUNDATION SUMMER SCHOOL	-	-	-	-	-
5829 TEA/NON-FOUNDATION REVENUE	-	-	-	-	-
5831 STATE T.R.S. ON BEHALF	11,000,000	-	11,000,000	-	11,000,000
TOTAL STATE RESOURCES	<u>161,338,143</u>	<u>-</u>	<u>161,338,143</u>	<u>-</u>	<u>161,338,143</u>
FEDERAL RESOURCES:					
5929 FEDERAL REVENUE - INDIRECT COST	300,000	-	300,000	-	300,000
5931 SHARS REIMBURSEMENT	3,219,000	-	3,219,000	-	3,219,000
5946 BABS SUBSIDY	-	-	-	-	-
5949 R.O.T.C. REIMBURSEMENT	250,000	-	250,000	-	250,000
TOTAL FEDERAL RESOURCES	<u>3,769,000</u>	<u>-</u>	<u>3,769,000</u>	<u>-</u>	<u>3,769,000</u>
TOTAL REVENUES	<u>321,553,269</u>	<u>-</u>	<u>321,553,269</u>	<u>43,067</u>	<u>321,596,336</u>
OTHER SOURCES					
7912 SALE OF FIXED ASSETS	-	-	-	-	-
7915 INTERFUND TRANSFERS IN	-	-	-	-	-
TOTAL OTHER SOURCES	<u>-</u>	<u>-</u>	<u>-</u>	<u>-</u>	<u>-</u>
TOTAL REVENUE AND OTHER SOURCES	<u>321,553,269</u>	<u>97</u>	<u>321,553,269</u>	<u>43,067</u>	<u>321,596,336</u>

IRVING INDEPENDENT SCHOOL DISTRICT
OFFICIAL DISTRICT BUDGET
GENERAL OPERATING FUND
NOVEMBER 2024 BUDGET AMENDMENT

	ORIGINAL BUDGET	PROPOSED AMENDMENTS TO ORIGINAL BUDGET	APPROVED AMENDED BUDGET	PROPOSED AMENDMENTS	NEW AMENDED BUDGET
EXPENDITURES:					
00 Indirect Costs	-	-	-	-	-
11 Instruction	190,462,851	3,477,249	193,940,100	(73,067)	193,867,033
12 Library	4,774,334	54,703	4,829,037	(16,550)	4,812,487
13 Staff Development	7,702,163	(2,972,382)	4,729,781	(62,587)	4,667,194
21 Instructional Administration	7,749,696	639,940	8,389,636	37,723	8,427,359
23 School Administration	18,940,065	146,883	19,086,948	60,795	19,147,744
31 Counseling Services	15,901,922	289,809	16,191,731	939,426	17,131,157
32 Attendance Services	875,543	-	875,543	-	875,543
33 Health Services	5,309,892	10,194	5,320,086	(1,188,360)	4,131,726
34 Pupil Transportation	11,101,623	1,193,355	12,294,978	(74,657)	12,220,322
35 Food Services	290,498	-	290,498	-	290,498
36 Extra-Curricular Activities	4,055,260	574,821	4,630,081	84,918	4,714,999
41 General Administration	11,783,723	108,630	11,892,353	573,231	12,465,585
51 Maintenance	29,146,154	(427,703)	28,718,451	(304,077)	28,414,374
52 Security	4,944,737	(127,283)	4,817,454	18,313	4,835,768
53 Data Processing	4,911,151	(37,832)	4,873,319	(47,668)	4,825,652
61 Community Services	2,653,213	154,559	2,807,772	47,208	2,854,980
71 Debt Service	-	-	-	-	-
81 Facilities	-	3,759	3,759	36,068	39,827
95 Payments to JJAEP	190,000	-	190,000	-	190,000
97 Payments to Tax Increment Funds	-	-	-	-	-
99 Intergovernmental Charges	740,232	-	740,232	-	740,232
TOTAL EXPENDITURES	321,533,057	3,088,703	324,621,760	30,718	324,652,479
OTHER USES					
8911 Interfund Transfers Out	-	-	-	-	-
TOTAL EXPENDITURES AND OTHER USES	321,533,057	3,088,703	324,621,760	30,718	324,652,479
EXCESS (DEFICIENCY) REVENUES OVER EXPENDITURES	20,212	3,088,703	(3,068,491)	12,349	(3,056,142)
EST. BEGINNING FUND BALANCE	80,655,940	-	80,655,940	-	80,655,940
ENDING FUND BALANCE	80,676,152	3,088,703	77,587,449	-	77,599,798

IRVING INDEPENDENT SCHOOL DISTRICT
OFFICIAL DISTRICT BUDGET
FOOD SERVICE
NOVEMBER 2024 BUDGET AMENDMENT

	ORIGINAL BUDGET	APPROVED AMENDMENTS	APPROVED AMENDED BUDGET	PROPOSED AMENDMENTS	NEW AMENDED BUDGET
REVENUE:					
LOCAL RESOURCES:					
5742 INVESTMENT EARNINGS	80,000	-	80,000	-	80,000
5751 FOOD SERVICES	1,000,000	-	1,000,000	-	1,000,000
5755 ACTIVITY FUND RECEIPTS	-	-	-	-	-
TOTAL LOCAL RESOURCES	1,080,000	-	1,080,000	-	1,080,000
STATE RESOURCES:					
5829 STATE MATCH - FOOD SERVICE	120,000	-	120,000	-	120,000
TOTAL STATE RESOURCES	120,000	-	120,000	-	120,000
FEDERAL RESOURCES:					
5921 SCHOOL BREAKFAST PROGRAM	6,000,000	-	6,000,000	-	6,000,000
5922 NATIONAL SCHOOL LUNCH PROGRAM	15,346,000	-	15,346,000	-	15,346,000
5923 USDA DONATED COMMODITIES	1,500,000	-	1,500,000	-	1,500,000
5939 SUMMER FEEDING PROGRAM	200,000	-	200,000	-	200,000
TOTAL FEDERAL RESOURCES	23,046,000	-	23,046,000	-	23,046,000
TOTAL REVENUE AND OTHER SOURCES	24,246,000	-	24,246,000	-	24,246,000
EXPENDITURES:					
35 Food Services	23,915,277	1,377	23,916,654	(34,488)	23,882,167
36 Extra-Curricular Activities	-	-	-	-	-
51 Maintenance & Operations	281,332	-	281,332	34,488	315,820
81 Facilities	-	-	-	-	-
TOTAL EXPENDITURES	24,196,609	1,377	24,197,986	-	24,197,986
OTHER USES					
8911 Interfund Transfers Out	-	-	-	-	-
TOTAL EXPENDITURES AND OTHER USES	24,196,609	1,377	24,197,986	-	24,197,986
EXCESS (DEFICIENCY) REVENUES OVER EXPENDITURES	49,391	(1,377)	48,014		48,014
EST. BEGINNING FUND BALANCE	7,832,362		7,832,362		7,832,362
ENDING FUND BALANCE	7,881,753	(1,377)	7,880,376		7,880,376

IRVING INDEPENDENT SCHOOL DISTRICT
OFFICIAL DISTRICT BUDGET
DEBT SERVICE
NOVEMBER 2024 BUDGET AMENDMENT

	ORIGINAL BUDGET	APPROVED AMENDMENTS	APPROVED AMENDED BUDGET	PROPOSED AMENDMENTS	NEW AMENDED BUDGET
REVENUE:					
LOCAL RESOURCES:					
5711 TAXES CURRENT YEAR	64,299,650	-	64,299,650	-	64,299,650
5712 DELINQUENT TAXES	100,000	-	100,000	-	100,000
5719 OTHER TAX RELATED REVENUE	-	-	-	-	-
TOTAL TAXES	64,399,650	-	64,399,650	-	64,399,650
OTHER LOCAL REVENUE:					
5742 INVESTMENT EARNINGS	250,000	-	250,000	-	250,000
5799 ISD-TNT ADJUSTMENT	-	-	-	-	-
TOTAL OTHER LOCAL SOURCES	250,000	-	250,000	-	250,000
TOTAL LOCAL RESOURCES	64,649,650	-	64,649,650	-	64,649,650
STATE RESOURCES:					
5829 TEA/NON-FOUNDATION REVENUE	-	-	-	-	-
TOTAL STATE RESOURCES	-	-	-	-	-
TOTAL REVENUES	64,649,650	-	64,649,650	-	64,649,650
OTHER SOURCES :					
7911 SALE OF BONDS	-	-	-	-	-
7915 INTERFUND TRANSFERS IN	-	-	-	-	-
7916 PREMIUM (DISCOUNT) BONDS PAYABLE	-	-	-	-	-
TOTAL OTHER SOURCES	-	-	-	-	-
TOTAL REVENUE AND OTHER SOURCES	64,649,650	-	64,649,650	-	64,649,650
EXPENDITURES:					
71 DEBT SERVICE	64,549,650	-	64,549,650	-	64,549,650
TOTAL EXPENDITURES	64,549,650	-	64,549,650	-	64,549,650
OTHER USES :					
8949 REFUNDING BONDS	-	-	-	-	-
TOTAL EXPENDITURES AND OTHER USES	64,549,650	-	64,549,650	-	64,549,650
EXCESS (DEFICIENCY) REVENUES OVER EXPENDITURES	100,000	-	100,000	-	100,000
EST. BEGINNING FUND BALANCE	9,368,431	-	9,368,431	-	9,368,431
ENDING FUND BALANCE	9,468,431	-	9,468,431	-	9,468,431

11/18/24

CONSENT AGENDA

11/18/2024

TOPIC: Consider Approval of Resolution No. 24-25-02 Acknowledging the IISD Investment Policy has been Reviewed and Revised as Required by Public Funds Investment Act

SUBMITTED BY: Fernando Natividad, Chief Financial Officer

BACKGROUND: Public Funds Investment Act, Chapter 2256.005, Government Code, requires an annual review of investment policies.

ADMINISTRATIVE RECOMMENDATION: The Administration recommends the Approval of Resolution No 24-25-02 Acknowledging the IISD Investment Policy has been Reviewed and Revised as Required by Public Funds Investment Act.

RECOMMENDED BOARD MOTION: I move the Board approve the acknowledgement that the IISD Investment Policy has been reviewed and revised as required by the Public Funds Investment Act.

Additional Agenda Sheets Attached: Yes No

Attachments:

1. Resolution No. 24-25-02
2. IISD Investment Policy as Revised

AGENDA SHEET

Meeting Date: 11/18/2024

Resolution No.: 24-25-02

Topic: Consider Approval of Resolution No. 24-25-02 Acknowledging the IISD Investment Policy has been Reviewed and Revised as Required by Public Funds Investment Act

WHEREAS, Section 2256.005(a) Tex Gov't Code requires the Board of Trustees to adopt a written investment policy regarding the investment of its funds and funds under its control; and

WHEREAS, Section 2256.005(e) requires the Board of Trustees to review at least annually its investment policy and investment strategies; and

WHEREAS, the Board of Trustees adopted on November 21, 2017, Board Policy CDA (LOCAL), as amended, as its investment policy and investment strategies; and

WHEREAS, the Board of Trustees has reviewed Board Policy CDA (LOCAL), as amended, and finds the investment policies and strategies therein provided to be adequate and appropriate for the investment of school district funds and funds under the control of the school district; and

WHEREAS, the Board of Trustees desires to confirm and reaffirm its investment policies and investment strategies. [Click here to enter text.](#)

NOW, THEREFORE, BE IT RESOLVED BY THE BOARD OF TRUSTEES OF THE IRVING INDEPENDENT SCHOOL DISTRICT THAT:

Section 1: The above and foregoing recitals be, and are hereby, found to be true and correct and are incorporated into the body of this Resolution verbatim.

Section 2: The investment policies and investment strategies described set forth in Board Policy CDA (LOCAL), as amended and adopted on November 21, 2017, be, and are hereby, declared to be the current investment policies and strategies of the Board of Trustees for the investment of school district funds and funds under its control.

Section 3: It is hereby officially found and determined that the meeting at which this Resolution was considered was open to the public, and public notice of the time, place and purpose of the meeting was given and posted, all as required by Chapter 551, Tex Gov't Code, as amended.

Section 4: This Resolution shall take effect on its enactment. [Click here to enter text.](#)

IT IS SO RESOLVED.

PASSED, APPROVED AND ENACTED by the Board of Trustees of the Irving Independent School District, Irving, Texas, on 11/18/2024, at a duly constituted meeting for which notice was timely given.

President
Board of Trustees
Irving Independent School District

ATTEST:

Secretary
Board of Trustees
Irving Independent School District

Table of Contents	Definitions	2
	Investment Pool.....	2
	Pooled Fund Group	2
	Separately Invested Asset	2
	Repurchase Agreement.....	2
	Hedging.....	2
	Corporate Bond	3
	Written Policies	3
	Annual Review	3
	Annual Audit	4
	Investment Strategies.....	4
	Investment Officer	4
	Investment Training	5
	Standard of Care	5
	Selection of Broker	7
	Authorized Investments	7
	Obligations of Governmental Entities.....	8
	Certificates of Deposit and Share Certificates.....	9
	Repurchase Agreements	10
	Securities Lending Program	11
	Banker's Acceptances	12
	Commercial Paper.....	12
	Mutual Funds.....	12
	Guaranteed Investment Contracts.....	13
	Investment Pools.....	14
	Corporate Bonds	15
	Hedging Transactions.....	16
	Prohibited Investments	16
	Loss of Required Rating	17
	Sellers of Investments	17
	Business Organization.....	18
	Donations	18
	Electronic Funds Transfer	18

All investments made by a district shall comply with the Public Funds Investment Act (Texas Government Code Chapter 2256, Subchapter A) and all federal, state, and local statutes, rules, or regulations. *Gov't Code 2256.026*

Definitions

Investment Pool	“Investment pool” means an entity created under the Texas Government Code to invest public funds jointly on behalf of the entities that participate in the pool and whose investment objectives in order of priority are preservation and safety of principal, liquidity, and yield.
Pooled Fund Group	“Pooled fund group” means an internally created fund of a district in which one or more institutional accounts of a district are invested.
Separately Invested Asset	“Separately invested asset” means an account or fund of a district that is not invested in a pooled fund group. <i>Gov't Code 2256.002(6), (9), (12)</i>
Repurchase Agreement	“Repurchase agreement” means a simultaneous agreement to buy, hold for a specified time, and sell back at a future date obligations, described at Obligations of Governmental Entities, below, at a market value at the time the funds are disbursed of not less than the principal amount of the funds disbursed. The term includes a direct security repurchase agreement and a reverse security repurchase agreement. <i>Gov't Code 2256.011(b)</i>
Hedging	“Hedging” means acting to protect against economic loss due to price fluctuation of a commodity or related investment by entering into an offsetting position or using a financial agreement or producer price agreement in a correlated security, index, or other commodity.
<i>Eligible Entity</i>	“Eligible entity” means a political subdivision that has: <ol style="list-style-type: none">1. A principal amount of at least \$250 million in outstanding long-term indebtedness, long-term indebtedness proposed to be issued, or a combination of outstanding long-term indebtedness and long-term indebtedness proposed to be issued; and2. Outstanding long-term indebtedness that is rated in one of the four highest rating categories for long-term debt instruments by a nationally recognized rating agency for municipal securities, without regard to the effect of any credit agreement or other form of credit enhancement entered into in connection with the obligation.

OTHER REVENUES
INVESTMENTS

CDA
(LEGAL)

Eligible Project

“Eligible project” has the meaning assigned by Government Code 1371.001 (regarding issuance of obligations for certain public improvements).

Gov’t Code 2256.0206(a)

Corporate Bond

“Corporate bond” means a senior secured debt obligation issued by a domestic business entity and rated not lower than “AA-” or the equivalent by a nationally recognized investment rating firm. The term does not include a debt obligation that, on conversion, would result in the holder becoming a stockholder or shareholder in the entity, or any affiliate or subsidiary of the entity, that issued the debt obligation, or is an unsecured debt obligation. *Gov’t Code 2256.0204(a)*

Written Policies

The board shall adopt by resolution a written investment policy regarding the investment of its funds and funds under its control. The investment policies must primarily emphasize safety of principal and liquidity and must address investment diversification, yield, and maturity and the quality and capability of investment management. The policies must include:

1. A list of the types of authorized investments in which the district’s funds may be invested;
2. The maximum allowable stated maturity of any individual investment owned by the district;
3. For pooled fund groups, the maximum dollar-weighted average maturity allowed based on the stated maturity date of the portfolio;
4. Methods to monitor the market price of investments acquired with public funds;
5. A requirement for settlement of all transactions, except investment pool funds and mutual funds, on a delivery versus payment basis; and
6. Procedures to monitor rating changes in investments acquired with public funds and the liquidation of such investments consistent with the provisions of Government Code 2256.021 [see Loss of Required Rating, below].

Gov’t Code 2256.005(a), (b)

Annual Review

The board shall review its investment policy and investment strategies not less than annually. The board shall adopt a written instrument by resolution stating that it has reviewed the investment policy and investment strategies and that the written instrument so

OTHER REVENUES
INVESTMENTS

CDA
(LEGAL)

adopted shall record any changes made to either the investment policy or investment strategies. *Gov't Code 2256.005(e)*

Annual Audit

A district shall perform a compliance audit of management controls on investments and adherence to the district's established investment policies. The compliance audit shall be performed in conjunction with the annual financial audit. *Gov't Code 2256.005(m)*

Investment
Strategies

As an integral part of the investment policy, the board shall adopt a separate written investment strategy for each of the funds or group of funds under the board's control. Each investment strategy must describe the investment objectives for the particular fund using the following priorities in order of importance:

1. Understanding of the suitability of the investment to the financial requirements of the district;
2. Preservation and safety of principal;
3. Liquidity;
4. Marketability of the investment if the need arises to liquidate the investment before maturity;
5. Diversification of the investment portfolio; and
6. Yield.

Gov't Code 2256.005(d)

Investment Officer

A district shall designate by resolution one or more officers or employees as investment officer(s) to be responsible for the investment of its funds consistent with the investment policy adopted by the board. If the board has contracted with another investing entity to invest its funds, the investment officer of the other investing entity is considered to be the investment officer of the contracting board's district. In the administration of the duties of an investment officer, the person designated as investment officer shall exercise the judgment and care, under prevailing circumstances, that a prudent person would exercise in the management of the person's own affairs, but the board retains the ultimate responsibility as fiduciaries of the assets of the district. Unless authorized by law, a person may not deposit, withdraw, transfer, or manage in any other manner the funds of the district. Authority granted to a person to invest the district's funds is effective until rescinded by the district or until termination of the person's employment by a district, or for an investment management firm, until the expiration of the contract with the district. *Gov't Code 2256.005(f)*

A district or investment officer may use the district's employees or the services of a contractor of the district to aid the investment officer in the execution of the officer's duties under Government Code, Chapter 2256. *Gov't Code 2256.003(c)*

Investment Training
Initial

Within 12 months after taking office or assuming duties, the treasurer, the chief financial officer if the treasurer is not the chief financial officer, and the investment officer of a district shall attend at least one training session from an independent source approved by the board or a designated investment committee advising the investment officer. This initial training must contain at least ten hours of instruction relating to their respective responsibilities under the Public Funds Investment Act. *Gov't Code 2256.008(a)*

Ongoing

The treasurer, or the chief financial officer if the treasurer is not the chief financial officer, and the investment officer of a district shall attend an investment training session not less than once in a two-year period that begins on the first day of the district's fiscal year and consists of the two consecutive fiscal years after that date, and receive not less than eight hours of instruction relating to investment responsibilities under the Public Funds Investment Act from an independent source approved by the board or by a designated investment committee advising the investment officer. *Gov't Code 2256.008(a-1)*

Investment training must include education in investment controls, security risks, strategy risks, market risks, diversification of investment portfolio, and compliance with the Public Funds Investment Act. *Gov't Code 2256.008(c)*

Standard of Care

Investments shall be made with judgment and care, under prevailing circumstances, that a person of prudence, discretion, and intelligence would exercise in the management of the person's own affairs, not for speculation, but for investment, considering the probable safety of capital and the probable income to be derived. Investment of funds shall be governed by the following objectives, in order of priority:

1. Preservation and safety of principal;
2. Liquidity; and
3. Yield.

In determining whether an investment officer has exercised prudence with respect to an investment decision, the following shall be taken into consideration:

1. The investment of all funds, or funds under the district's control, over which the officer had responsibility rather than the prudence of a single investment; and
2. Whether the investment decision was consistent with the district's written investment policy.

Gov't Code 2256.006

Personal Interest

A district investment officer who has a personal business relationship with a business organization offering to engage in an investment transaction with the district shall file a statement disclosing that personal business interest. An investment officer who is related within the second degree by affinity or consanguinity, as determined by Government Code Chapter 573 (regarding nepotism prohibition), to an individual seeking to sell an investment to the investment officer's district shall file a statement disclosing that relationship. A required statement must be filed with the board and with the Texas Ethics Commission. For purposes of this policy, an investment officer has a personal business relationship with a business organization if:

1. The investment officer owns ten percent or more of the voting stock or shares of the business organization or owns \$5,000 or more of the fair market value of the business organization;
2. Funds received by the investment officer from the business organization exceed ten percent of the investment officer's gross income for the previous year; or
3. The investment officer has acquired from the business organization during the previous year investments with a book value of \$2,500 or more for the personal account of the investment officer.

Gov't Code 2256.005(i)

Quarterly Reports

Not less than quarterly, the investment officer shall prepare and submit to the board a written report of investment transactions for all funds covered by the Public Funds Investment Act for the preceding reporting period. This report shall be presented not less than quarterly to the board and the superintendent within a reasonable time after the end of the period. The report must:

1. Describe in detail the investment position of the district on the date of the report;
2. Be prepared jointly and signed by all district investment officers;

3. Contain a summary statement of each pooled fund group that states the:
 - a. Beginning market value for the reporting period;
 - b. Ending market value for the period; and
 - c. Fully accrued interest for the reporting period;
4. State the book value and market value of each separately invested asset at the end of the reporting period by the type of asset and fund type invested;
5. State the maturity date of each separately invested asset that has a maturity date;
6. State the account or fund or pooled group fund in the district for which each individual investment was acquired; and
7. State the compliance of the investment portfolio of the district as it relates to the investment strategy expressed in the district's investment policy and relevant provisions of the Public Funds Investment Act.

If a district invests in other than money market mutual funds, investment pools or accounts offered by its depository bank in the form of certificates of deposit, or money market accounts or similar accounts, the reports prepared by the investment officers shall be formally reviewed at least annually by an independent auditor, and the result of the review shall be reported to the board by that auditor.

Gov't Code 2256.023

Selection of Broker

The board or the designated investment committee shall, at least annually, review, revise, and adopt a list of qualified brokers that are authorized to engage in investment transactions with a district. *Gov't Code 2256.025*

Authorized Investments

A board may purchase, sell, and invest its funds and funds under its control in investments described below, in compliance with its adopted investment policies and according to the standard of care set out in this policy. *Gov't Code 2256.003(a)*

In the exercise of these powers, the board may contract with an investment management firm registered under the Investment Advisers Act of 1940 (15 U.S.C. Section 80b-1 et seq.) or with the State Securities Board to provide for the investment and management of its public funds or other funds under its control. A contract made under this authority may not be for a term longer than two years. A

renewal or extension of the contract must be made by the board by resolution. *Gov't Code 2256.003(b)*

The board may specify in its investment policy that any authorized investment is not suitable. *Gov't Code 2256.005(j)*

Obligations of
Governmental
Entities

The following are authorized investments:

1. Obligations, including letters of credit, of the United States or its agencies and instrumentalities, including the Federal Home Loan Banks;
2. Direct obligations of this state or its agencies and instrumentalities;
3. Collateralized mortgage obligations directly issued by a federal agency or instrumentality of the United States, the underlying security for which is guaranteed by an agency or instrumentality of the United States;
4. Other obligations, the principal and interest of which are unconditionally guaranteed or insured by, or backed by the full faith and credit of, this state, the United States, or their respective agencies and instrumentalities, including obligations that are fully guaranteed or insured by the Federal Deposit Insurance Corporation (FDIC) or by the explicit full faith and credit of the United States;
5. Obligations of states, agencies, counties, cities, and other political subdivisions of any state rated as to investment quality by a nationally recognized investment rating firm not less than A or its equivalent;
6. Bonds issued, assumed, or guaranteed by the state of Israel;
7. Interest-bearing banking deposits that are guaranteed or insured by the FDIC or its successor, or the National Credit Union Share Insurance Fund or its successor; and
8. Interest-bearing banking deposits other than those described at item 7 above if:
 - a. The funds are invested through a broker with a main office or a branch office in this state that the district selects from a list the board or designated investment committee of the district adopts as required at Selection of Broker above or a depository institution with a main office or a branch office in this state and that the district selects;
 - b. The broker or depository institution selected as described above arranges for the deposit of the funds in

the banking deposits in one or more federally insured depository institutions, regardless of where located, for the district's account;

- c. The full amount of the principal and accrued interest of the banking deposits is insured by the United States or an instrumentality of the United States; and
- d. The district appoints as the district's custodian of the banking deposits issued for the district's account the depository institution selected as described above, an entity described by Government Code 2257.041(d) (regarding a custodian with which to deposit securities), or a clearing broker-dealer registered with the Securities and Exchange Commission and operating under Rule 15c3-3 (17 C.F.R. Section 240.15c3-3).

Gov't Code 2256.009(a)

*Unauthorized
Obligations*

The following investments are not authorized:

- 1. Obligations whose payment represents the coupon payments on the outstanding principal balance of the underlying mortgage-backed security collateral and pays no principal;
- 2. Obligations whose payment represents the principal stream of cash flow from the underlying mortgage-backed security collateral and bears no interest;
- 3. Collateralized mortgage obligations that have a stated final maturity date of greater than ten years; and
- 4. Collateralized mortgage obligations the interest rate of which is determined by an index that adjusts opposite to the changes in a market index.

Gov't Code 2256.009(b)

Certificates of
Deposit and Share
Certificates

A certificate of deposit or share certificate is an authorized investment if the certificate is issued by a depository institution that has its main office or a branch office in Texas and is:

- 1. Guaranteed or insured by the FDIC or its successor or the National Credit Union Share Insurance Fund or its successor;
- 2. Secured by obligations described at Obligations of Governmental Entities, above, including mortgage backed securities directly issued by a federal agency or instrumentality that have a market value of not less than the principal amount of the certificates, but excluding those mortgage backed securities described at Unauthorized Obligations, above; or

3. Secured in accordance with Government Code Chapter 2257 (Public Funds Collateral Act) or in any other manner and amount provided by law for the deposits of the district.

Gov't Code 2256.010(a)

In addition to the authority to invest funds in certificates of deposit under the previous section, an investment in certificates of deposit made in accordance with the following conditions is an authorized investment:

1. The funds are invested by the district through a broker that has its main office or a branch office in this state and is selected from a list adopted by the district as required at Selection of Broker, above or a depository institution that has its main office or a branch office in this state and that is selected by the district;
2. The broker or depository institution selected by the district arranges for the deposit of the funds in certificates of deposit in one or more federally insured depository institutions, wherever located, for the account of the district;
3. The full amount of the principal and accrued interest of each of the certificates of deposit is insured by the United States or an instrumentality of the United States; and
4. The district appoints the depository institution selected by the district, an entity described by Government Code 2257.041(d) (regarding a custodian with which to deposit securities), or a clearing broker-dealer registered with the Securities and Exchange Commission and operating pursuant to Securities and Exchange Commission Rule 15c3-3 (17 C.F.R. Section 240.15c3-3) as custodian for the district with respect to the certificates of deposit issued for the account of the district.

Gov't Code 2256.010(b)

The district's investment policies may provide that bids for certificates of deposit be solicited orally, in writing, electronically, or in any combination of those methods. *Gov't Code 2256.005(c)*

Repurchase
Agreements

A fully collateralized repurchase agreement is an authorized investment if it:

1. Has a defined termination date;
2. Is secured by a combination of cash and obligations described at Obligations of Governmental Entities, above;

3. Requires the securities being purchased by the district or cash held by the district to be pledged to the district, held in the district's name, and deposited at the time the investment is made with the district or a third party selected and approved by the district, and
4. Is placed through a primary government securities dealer, as defined by the Federal Reserve or a financial institution doing business in Texas.

The term of any reverse security repurchase agreement may not exceed 90 days after the date the reverse security repurchase agreement is delivered. Money received by a district under the terms of a reverse security repurchase agreement shall be used to acquire additional authorized investments, but the term of the authorized investments acquired must mature not later than the expiration date stated in the reverse security repurchase agreement.

Government Code 1371.059(c) (regarding validity and incontestability of obligations for certain public improvements) applies to the execution of a repurchase agreement by a district.

Gov't Code 2256.011

Securities Lending
Program

A securities lending program is an authorized investment if:

1. The value of securities loaned is not less than 100 percent collateralized, including accrued income;
2. A loan allows for termination at any time;
3. A loan is secured by:
 - a. Pledged securities described at Obligations of Governmental Entities, above;
 - b. Pledged irrevocable letters of credit issued by a bank that is organized and existing under the laws of the United States or any other state, and continuously rated by at least one nationally recognized investment rating firm at not less than A or its equivalent; or
 - c. Cash invested in accordance with Government Code 2256.009 (obligations of governmental entities), 2256.013 (commercial paper), 2256.014 (mutual funds), or 2256.01 (investment pools);
4. The terms of a loan require that the securities being held as collateral be pledged to the district, held in the district's name,

and deposited at the time the investment is made with the district or with a third party selected by or approved by the district; and

5. A loan is placed through a primary government securities dealer, as defined by 5 C.F.R. Section 6801.102(f), as that regulation existed on September 1, 2003, or a financial institution doing business in this state.

An agreement to lend securities under a securities lending program must have a term of one year or less.

Gov't Code 2256.0115

Banker's
Acceptances

A banker's acceptance is an authorized investment if it:

1. Has a stated maturity of 270 days or fewer from the date of issuance;
2. Will be, in accordance with its terms, liquidated in full at maturity;
3. Is eligible for collateral for borrowing from a Federal Reserve Bank; and
4. Is accepted by a bank organized and existing under the laws of the United States or any state, if the short-term obligations of the bank, or of a bank holding company of which the bank is the largest subsidiary, are rated not less than A-1 or P-1 or an equivalent rating by at least one nationally recognized credit rating agency.

Gov't Code 2256.012

Commercial Paper

Commercial paper is an authorized investment if it has a stated maturity of 270 days or fewer from the date of issuance; and is rated not less than A-1 or P-1 or an equivalent rating by at least:

1. Two nationally recognized credit rating agencies; or
2. One nationally recognized credit rating agency and is fully secured by an irrevocable letter of credit issued by a bank organized and existing under the laws of the United States law or any state.

Gov't Code 2256.013

Mutual Funds

A no-load money market mutual fund is an authorized investment if the mutual fund:

1. Is registered with and regulated by the Securities and Exchange Commission;

OTHER REVENUES
INVESTMENTS

CDA
(LEGAL)

2. Provides the district with a prospectus and other information required by the Securities and Exchange Act of 1934 (15 U.S.C. 78a et seq.) or the Investment Company Act of 1940 (15 U.S.C. 80a-1 et seq.); and
3. Complies with federal Securities and Exchange Commission Rule 2a-7 (17 C.F.R. Section 270.2a-7), promulgated under the Investment Company Act of 1940 (15 U.S.C. Section 80a-1 et seq.).

Gov't Code 2256.014(a)

In addition to the no-load money market mutual fund authorized above, a no-load mutual fund is an authorized investment if it:

1. Is registered with the Securities and Exchange Commission;
2. Has an average weighted maturity of less than two years; and
3. Either has a duration of less than one year or more and is invested exclusively in obligations approved by the Public Funds Investment Act, or has a duration of less than one year and the investment portfolio is limited to investment grade securities, excluding asset-backed securities.

Gov't Code 2256.014(b)

Limitations

A district is not authorized to:

1. Invest in the aggregate more than 15 percent of its monthly average fund balance, excluding bond proceeds and reserves and other funds held for debt service, in mutual funds described in Government Code 2256.014(b);
2. Invest any portion of bond proceeds, reserves and funds held for debt service, in mutual funds described in Government Code 2256.014(b); or
3. Invest its funds or funds under its control, including bond proceeds and reserves and other funds held for debt service, in any one mutual fund described in Government Code 2256.014(a) or (b) in an amount that exceeds ten percent of the total assets of the mutual fund.

Gov't Code 2256.014(c)

Guaranteed
Investment
Contracts

A guaranteed investment contract is an authorized investment for bond proceeds if the guaranteed investment contract:

1. Has a defined termination date;

2. Is secured by obligations described at Obligations of Governmental Entities, above, excluding those obligations described at Unauthorized Obligations, in an amount at least equal to the amount of bond proceeds invested under the contract; and
3. Is pledged to the district and deposited with the district or with a third party selected and approved by the district.

Bond proceeds, other than bond proceeds representing reserves and funds maintained for debt service purposes, may not be invested in a guaranteed investment contract with a term longer than five years from the date of issuance of the bonds.

To be eligible as an authorized investment:

1. The board must specifically authorize guaranteed investment contracts as eligible investments in the resolution authorizing the issuance of bonds;
2. The district must receive bids from at least three separate providers with no material financial interest in the bonds from which proceeds were received;
3. The district must purchase the highest yielding guaranteed investment contract for which a qualifying bid is received;
4. The price of the guaranteed investment contract must take into account the reasonably expected drawdown schedule for the bond proceeds to be invested; and
5. The provider must certify the administrative costs reasonably expected to be paid to third parties in connection with the guaranteed investment contract.

Government Code 1371.059(c) (regarding validity and incontestability of obligations for certain public improvements) applies to the execution of a guaranteed investment contract by a district.

Gov't Code 2256.015

Investment Pools

A district may invest its funds or funds under its control through an eligible investment pool if the board by resolution authorizes the investment in the particular pool. *Gov't Code 2256.016, .019*

To be eligible to receive funds from and invest funds on behalf of a district, an investment pool must furnish to the investment officer or other authorized representative of the district an offering circular or other similar disclosure instrument that contains the information specified in Government Code 2256.016(b). To maintain eligibility, an investment pool must furnish to the investment officer or other

authorized representative investment transaction confirmations and a monthly report that contains the information specified in Government Code 2256.016(c). A district by contract may delegate to an investment pool the authority to hold legal title as custodian of investments purchased with its local funds. *Gov't Code 2256.016(b)-(d)*

Corporate Bonds

A district that qualifies as an issuer as defined by Government Code 1371.001 [see CCF], may purchase, sell, and invest its funds and funds under its control in corporate bonds (as defined above) that, at the time of purchase, are rated by a nationally recognized investment rating firm "AA-" or the equivalent and have a stated final maturity that is not later than the third anniversary of the date the corporate bonds were purchased.

A district is not authorized to:

1. Invest in the aggregate more than 15 percent of its monthly average fund balance, excluding bond proceeds, reserves, and other funds held for the payment of debt service, in corporate bonds; or
2. Invest more than 25 percent of the funds invested in corporate bonds in any one domestic business entity, including subsidiaries and affiliates of the entity.

A district subject to these provisions may purchase, sell, and invest its funds and funds under its control in corporate bonds if the board:

1. Amends its investment policy to authorize corporate bonds as an eligible investment;
2. Adopts procedures to provide for monitoring rating changes in corporate bonds acquired with public funds and liquidating the investment in corporate bonds; and
3. Identifies the funds eligible to be invested in corporate bonds.

The district investment officer, acting on behalf of the district, shall sell corporate bonds in which the district has invested its funds not later than the seventh day after the date a nationally recognized investment rating firm:

1. Issues a release that places the corporate bonds or the domestic business entity that issued the corporate bonds on negative credit watch or the equivalent, if the corporate bonds are rated "AA-" or the equivalent at the time the release is issued; or

2. Changes the rating on the corporate bonds to a rating lower than "AA-" or the equivalent.

Corporate bonds are not an eligible investment for a public funds investment pool.

Gov't Code 2256.0204

Hedging
Transactions

The board of an eligible entity (as defined above) shall establish the entity's policy regarding hedging transactions. An eligible entity may enter into hedging transactions, including hedging contracts, and related security, credit, and insurance agreements in connection with commodities used by an eligible entity in the entity's general operations, with the acquisition or construction of a capital project, or with an eligible project. A hedging transaction must comply with the regulations of the federal Commodity Futures Trading Commission and the federal Securities and Exchange Commission.

Government Code 1371.059(c) (regarding validity and incontestability of obligations for certain public improvements) applies to the execution by an eligible entity of a hedging contract and any related security, credit, or insurance agreement.

An eligible entity may:

1. Pledge as security for and to the payment of a hedging contract or a security, credit, or insurance agreement any general or special revenues or funds the entity is authorized by law to pledge to the payment of any other obligation.
2. Credit any amount the entity receives under a hedging contract against expenses associated with a commodity purchase.

An eligible entity's cost of or payment under a hedging contract or agreement may be considered an operation and maintenance expense, an acquisition expense, or construction expense of the eligible entity; or a project cost of an eligible project.

Gov't Code 2256.0206

Prohibited
Investments

Except as provided by Government Code 2270 (regarding prohibited investments), a district is not required to liquidate investments that were authorized investments at the time of purchase. *Gov't Code 2256.017*

Note: As an “investing entity” under Government Code 2270.0001(7)(A), a district must comply with Chapter 2270, including reporting requirements, regarding prohibited investments in scrutinized companies listed by the comptroller in accordance with Government Code 2270.0201.

Loss of Required
Rating

An investment that requires a minimum rating does not qualify as an authorized investment during the period the investment does not have the minimum rating. A district shall take all prudent measures that are consistent with its investment policy to liquidate an investment that does not have the minimum rating. *Gov’t Code 2256.021*

**Sellers of
Investments**

A written copy of the investment policy shall be presented to any business organization (as defined below) offering to engage in an investment transaction with a district. The qualified representative of the business organization offering to engage in an investment transaction with a district shall execute a written instrument in a form acceptable to the district and the business organization substantially to the effect that the business organization has:

1. Received and reviewed the district investment policy; and
2. Acknowledged that the business organization has implemented reasonable procedures and controls in an effort to preclude investment transactions conducted between the district and the organization that are not authorized by the district’s investment policy, except to the extent that this authorization:
 - a. Is dependent on an analysis of the makeup of the district’s entire portfolio;
 - b. Requires an interpretation of subjective investment standards; or
 - c. Relates to investment transactions of the entity that are not made through accounts or other contractual arrangements over which the business organization has accepted discretionary investment authority.

The investment officer of a district may not acquire or otherwise obtain any authorized investment described in the district’s investment policy from a business organization that has not delivered to the district the instrument required above.

Gov’t Code 2256.005(k)–(l)

OTHER REVENUES
INVESTMENTS

CDA
(LEGAL)

Nothing in this section relieves the district of the responsibility for monitoring investments made by the district to determine that they are in compliance with the investment policy.

Business
Organization

For purposes of the provisions at Sellers of Investments above, “business organization” means an investment pool or investment management firm under contract with a district to invest or manage the district’s investment portfolio that has accepted authority granted by the district under the contract to exercise investment discretion in regard to the district’s funds.

Gov’t Code 2256.005(k)

Donations

A gift, devise, or bequest made to a district to provide college scholarships for district graduates may be invested by the board as provided in Property Code 117.004 (Uniform Prudent Investor Act), unless otherwise specifically provided by the terms of the gift, devise, or bequest. *Education Code 45.107*

Investments donated to a district for a particular purpose or under terms of use specified by the donor are not subject to the requirements of the Public Funds Investment Act. *Gov’t Code 2256.004(b)*

**Electronic Funds
Transfer**

A district may use electronic means to transfer or invest all funds collected or controlled by the district. *Gov’t Code 2256.051*

Investment Authority

The Superintendent or other person designated by Board resolution shall serve as the investment officer of the District and shall invest District funds as directed by the Board and in accordance with the District's written investment policy and generally accepted accounting principles. The investment officer shall be bonded or shall be covered under a fidelity insurance policy. All investment transactions except investment pool funds and mutual funds shall be settled on a delivery versus payment basis.

**Approved
Investment
Instruments**

From those investments authorized by law and described further in CDA(LEGAL) under Authorized Investments, the Board shall permit investment of District funds in only the following investment types, consistent with the strategies and maturities defined in this policy:

1. Obligations of, or guaranteed by, governmental entities as permitted by Government Code 2256.009.
2. Certificates of deposit and share certificates as permitted by Government Code 2256.010.
3. Fully collateralized repurchase agreements permitted by Government Code 2256.011.
4. Banker's acceptances as permitted by Government Code 2256.012.
5. Commercial paper as permitted by Government Code 2256.013.
6. No-load money market mutual funds and no-load mutual funds as permitted by Government Code 2256.014.
7. A guaranteed investment contract as an investment vehicle for bond proceeds, provided it meets the criteria and eligibility requirements established by Government Code 2256.015.
8. Public funds investment pools as permitted by Government Code 2256.016.

Safety

The primary goal of the investment program is to ensure safety of principal, to maintain liquidity, and to maximize financial returns within current market conditions in accordance with this policy. Investments shall be made in a manner that ensures the preservation of capital in the overall portfolio, and offsets during a 12-month period any market price losses resulting from interest-rate fluctuations by income received from the balance of the portfolio. No individual investment transaction shall be undertaken that jeopardizes the total capital position of the overall portfolio.

OTHER REVENUES
INVESTMENTS

CDA
(LOCAL)

**Investment
Management**

In accordance with Government Code 2256.005(b)(3), the quality and capability of investment management for District funds shall be in accordance with the standard of care, investment training, and other requirements set forth in Government Code Chapter 2256.

**Liquidity and
Maturity**

The maximum allowable stated maturity of any individual investment owned by the District shall not exceed five years from the time of purchase. The Board may specifically authorize a longer maturity for a given investment, within legal limits.

The District's investment portfolio shall have sufficient liquidity to meet anticipated cash flow requirements.

Diversity

The investment portfolio shall be diversified in terms of investment instruments, maturity scheduling, and financial institutions to reduce risk of loss resulting from overconcentration of assets in a specific class of investments, specific maturity, or specific issuer.

**Monitoring Market
Prices**

The investment officer shall monitor the investment portfolio and shall keep the Board informed of significant changes in the market value of the District's investment portfolio. Information sources may include financial/investment publications and electronic media, available software for tracking investments, depository banks, commercial or investment banks, financial advisers, and representatives/advisers of investment pools or money market funds. Monitoring shall be done monthly or more often as economic conditions warrant by using appropriate reports, indices, or benchmarks for the type of investment.

**Monitoring Rating
Changes**

In accordance with Government Code 2256.005(b), the investment officer shall develop a procedure to monitor changes in investment ratings and to liquidate investments that do not maintain satisfactory ratings.

Funds / Strategies

Investments of the following fund categories shall be consistent with this policy and in accordance with the applicable strategy defined below. All strategies described below for the investment of a particular fund should be based on an understanding of the suitability of an investment to the financial requirements of the District and consider preservation and safety of principal, liquidity, marketability of an investment if the need arises to liquidate before maturity, diversification of the investment portfolio, and yield.

Operating Funds

Investment strategies for operating funds (including any commingled pools containing operating funds) shall have as their primary objectives preservation and safety of principal, investment liquidity, and maturity sufficient to meet anticipated cash flow requirements. Maturities longer than one year, not to exceed five years, are au-

OTHER REVENUES
INVESTMENTS

CDA
(LOCAL)

thorized provided legal limits are not exceeded and the cash flow needs have been met for the current year.

Agency Funds

Investment strategies for agency funds shall have as their primary objectives preservation and safety of principal, investment liquidity, and maturity sufficient to meet anticipated cash flow requirements. Maturities longer than one year, not to exceed five years, are authorized provided legal limits are not exceeded.

Debt Service Funds

Investment strategies for debt service funds shall have as their primary objective sufficient investment liquidity to timely meet debt service payment obligations in accordance with provisions in the bond documents. Maturities longer than one year are authorized provided legal limits are not exceeded.

Capital Project
Funds

Investment strategies for capital project funds shall have as their primary objective sufficient investment liquidity to timely meet capital project obligations. Maturities longer than one year are authorized provided legal limits are not exceeded.

Food Service Funds

Investment strategies for food service funds shall have as their primary objectives preservation and safety of principal, investment liquidity, and maturity sufficient to meet anticipated cash flow requirements. Maturities longer than one year, not to exceed two years, are authorized provided legal limits are not exceeded.

Internal Service
Funds

Investment strategies for internal service funds shall have as their primary objective sufficient liquidity to meet on a timely basis both short- and long-term cash flow requirements. Maturities up to five years are authorized provided legal limits are not exceeded.

**Safekeeping and
Custody**

The District shall retain clearly marked receipts providing proof of the District's ownership. The District may delegate, however, to an investment pool the authority to hold legal title as custodian of investments purchased with District funds by the investment pool.

**Sellers of
Investments**

Prior to handling investments on behalf of the District, a broker/dealer or a qualified representative of a business organization must submit required written documents in accordance with law. [See Sellers of Investments, CDA(LEGAL)]

Representatives of brokers/dealers shall be registered with the Texas State Securities Board and must have membership in the Securities Investor Protection Corporation (SIPC), and be in good standing with the Financial Industry Regulatory Authority (FINRA).

**Soliciting Bids for
CDs**

In order to get the best return on its investments, the District may solicit bids for certificates of deposit in writing, by telephone, or electronically, or by a combination of these methods.

Interest Rate Risk

To reduce exposure to changes in interest rates that could adversely affect the value of investments, the District shall use final and weighted-average-maturity limits and diversification at fiscal year end.

The District shall monitor interest rate risk using weighted average maturity and specific identification at fiscal year end.

Internal Controls

A system of internal controls shall be established and documented in writing and must include specific procedures designating who has authority to withdraw funds. Also, they shall be designed to protect against losses of public funds arising from fraud, employee error, misrepresentation by third parties, unanticipated changes in financial markets, or imprudent actions by employees and officers of the District. Controls deemed most important shall include:

1. Separation of transaction authority from accounting and recordkeeping and electronic transfer of funds.
2. Avoidance of collusion.
3. Custodial safekeeping.
4. Clear delegation of authority.
5. Written confirmation of telephone transactions.
6. Documentation of dealer questionnaires, quotations and bids, evaluations, transactions, and rationale.
7. Avoidance of bearer-form securities.

These controls shall be reviewed by the District's independent auditing firm.

Portfolio Report

In addition to the quarterly report required by law and signed by the District's investment officer, a comprehensive report on the investment program and activity shall be presented annually to the Board.

Annual Review

The Board shall review this investment policy and investment strategies not less than annually and shall document its review in writing, which shall include whether any changes were made to either the investment policy or investment strategies.

Annual Audit

In conjunction with the annual financial audit, the District shall perform a compliance audit of management controls on investments and adherence to the District's established investment policies.

CONSENT AGENDA
11/18/2024

TOPIC: Consider Approval of the Supplements to the Irving ISD Tax Rolls

SUBMITTED BY: Cher Elzy - Director of Taxation

BACKGROUND: The Board approved the tax roll on August 19, 2024. Supplements to the tax rolls are prepared monthly by the Dallas Central Appraisal District. Board action is required on any refunds greater than \$2,500.00. For ease in processing, we are presenting the total value of all supplements.

ADMINISTRATIVE RECOMMENDATION: The Administration recommends that the Board of Trustees approve the supplements to the Irving ISD tax rolls.

RECOMMENDED BOARD MOTION: I move the Board approve the Supplements to the Irving ISD Tax Rolls.

Attachments:

1. Memo from Cher Elzy to Fernando Natividad
2. Dallas Central Appraisal District Supplement Recap for October
3. Supplement 03 to the 2024 tax roll
4. Supplement 15 to the 2023 tax roll
5. Supplement 27 to the 2022 tax roll
6. Supplement 39 to the 2021 tax roll
7. Supplement 50 to the 2020 tax roll
8. Supplement 63 to the 2019 tax roll
9. Comparison of the Budget to the Actual Tax Roll Spreadsheet

MEMO

Date: November 18, 2024
To: Fernando Natividad, Chief Financial Officer
From: Cher Elzy, Director of Taxation
Subject: October Supplement Reports

Attached for your consideration are the October Supplement Reports.

Thank you.



DALLAS CENTRAL APPRAISAL DISTRICT

SUPPLEMENT 10-2024

As of October 02, 2024

State of Texas
County of Dallas

Property Tax Code, Section 25.25

I, Shane Docherty, Executive Director/Chief Appraiser of the Dallas Central Appraisal District, attest to the best of my knowledge, that the attached is a supplement to the certified appraisal roll which lists taxable property for

IRVING ISD

Tax Year	Amount of
2024	91,131,986
2023	48,555,193-
2022	2,563,890-
2021	17,000-
2020	17,000-
2019	5,000

Date : October 10, 2024

Shane Docherty
Executive Director/Chief Appraiser

2024 SUPPLEMENT NO. 03

Real Property Additions		Personal Property Additions
\$ 97,647,292		\$ 8,500
Total Additions	Supplemental Change Report	Net Changes of Changes
\$ 97,655,792	\$ (6,523,806)	\$ 91,131,986

Summary of Supplemental Change Report
#1 through #3

Value	Reason
\$ (16,806,891)	Exemptions and Value Changes
\$ 312,230,569	Total Additions
\$ 295,423,678	Net Total

2023 SUPPLEMENT NO. 15

Real Property Additions			Personal Property Additions
\$	0		\$
			0
Total Additions		Supplemental Change Report	Net Changes of Changes
\$	0	\$	\$
		(48,555,193)	(48,555,193)

Summary of Supplemental Change Report
#1 through #15

Value	Reason
\$ (476,005,188)	Exemptions and Value Changes
\$ 651,147,560	Total Additions
\$ 175,142,372	Net Total

2022 SUPPLEMENT NO. 27

Real Property Additions		Personal Property Additions
\$ 0		\$ 0
Total Additions	Supplemental Change Report	Net Changes of Changes
\$ 0	\$ (2,563,890)	\$ (2,563,890)

Summary of Supplemental Change Report
#1 through #27

Value	Reason
\$ (699,301,561)	Exemptions and Value Changes
\$ 536,304,613	Total Additions
\$ (162,996,948)	Net Total

2021 SUPPLEMENT NO. 39

Real Property Additions		Personal Property Additions
\$ 0		\$ 0
Total Additions	Supplemental Change Report	Net Changes of Changes
\$ 0	\$ (17,000)	\$ (17,000)

Summary of Supplemental Change Report
#1 through #39

Value	Reason
\$ (380,065,981)	Exemptions and Value Changes
\$ 656,479,235	Total Additions
\$ 276,413,254	Net Total

2020 SUPPLEMENT NO. 50

Real Property Additions		Personal Property Additions
\$ 0		\$ 0
Total Additions	Supplemental Change Report	Net Changes of Changes
\$ 0	\$ (17,000)	\$ (17,000)

Summary of Supplemental Change Report
#1 through #50

Value	Reason
\$ (356,859,173)	Exemptions and Value Changes
\$ 1,241,851,292	Total Additions
\$ 884,992,119	Net Total

2019 SUPPLEMENT NO. 63

Real Property Additions		Personal Property Additions
\$ 0		\$ 0
Total Additions	Supplemental Change Report	Net Changes of Changes
\$ 0	\$ 5,000	\$ 5,000

Summary of Supplemental Change Report
#1 through #63

Value	Reason
\$ (295,073,818)	Exemptions and Value Changes
\$ 184,586,163	Total Additions
\$ (110,487,655)	Net Total

RECAP FOR OCTOBER SUPPLEMENT

2024 SUPPLEMENT NO.	03	\$	91,131,986
2023 SUPPLEMENT NO.	15	\$	(48,555,193)
2022 SUPPLEMENT NO.	27	\$	(2,563,890)
2021 SUPPLEMENT NO.	39	\$	(17,000)
2020 SUPPLEMENT NO.	50	\$	(17,000)
2019 SUPPLEMENT NO.	63	\$	5,000

FY 2024-2025

COMPARISON OF BUDGET TO ACTUAL TAX ROLL

	ORIGINAL BUDGET	CERTIFIED TAX ROLL	ROLLS 1 - 3	ADJUSTED TAX ROLL
NET TAXABLE VALUE	\$ 22,786,745,294	\$ 22,546,567,363	295,423,678	\$ 22,841,991,041
M & O LEVY (0.7179)	\$ 163,571,686	\$ 161,861,807	2,120,847	\$ 163,982,654
I & S LEVY (.2980)	\$ 67,898,541	\$ 67,188,771	880,362	\$ 68,069,133
TOTAL LEVY (1.0159)	\$ 231,470,227	\$ 229,050,578	3,001,209	\$ 232,051,787

2024 SUPPLEMENT	TAXABLE VALUE
SUPPLEMENT NO. 1	64,188,385
SUPPLEMENT NO. 2	140,103,307
SUPPLEMENT NO. 3	91,131,986

TOTAL **295,423,678**

* LEVY REFLECTS FROZEN LOSS FROM OVER 65 & DISABILITY ACCOUNTS

2024 SUPPLEMENTAL BUDGET	-150,000,000
NET GAIN (LOSS) TO TAX	<u>445,423,678</u>

LEVY GAIN (LOSS) M & O	3,197,697
LEVY GAIN (LOSS) I & S	1,327,362
TOTAL LEVY GAIN (LOSS) DUE TO SUPPLEMENTS	<u>4,525,059</u>

FY 2023-2024

COMPARISON OF BUDGET TO ACTUAL TAX ROLL

	ORIGINAL BUDGET	CERTIFIED TAX ROLL	ROLLS 1 - 15	ADJUSTED TAX ROLL
NET TAXABLE VALUE	\$ 21,868,208,126	\$ 20,003,908,010	175,142,372	\$ 20,179,050,382
M & O LEVY (0.7279)	\$ 159,178,687	\$ 145,608,446	1,274,861	\$ 146,883,307
I & S LEVY (.3002)	\$ 65,648,361	\$ 60,051,732	525,777	\$ 60,577,509
TOTAL LEVY (1.0281)	\$ 224,827,048	\$ 205,660,178	1,800,638	\$ 207,460,816

2023 SUPPLEMENT	TAXABLE VALUE
SUPPLEMENT NO. 1	351,864,836
SUPPLEMENT NO. 2	170,903,554
SUPPLEMENT NO. 3	45,606,938
SUPPLEMENT NO. 4	21,837,256
SUPPLEMENT NO. 5	-2,980,619
SUPPLEMENT NO. 6	-26,392,915
SUPPLEMENT NO. 7	-34,099,505
SUPPLEMENT NO. 8	-37,246,168
SUPPLEMENT NO. 9	-9,786,752
SUPPLEMENT NO. 10	-79,254,207
SUPPLEMENT NO. 11	-14,187,846
SUPPLEMENT NO. 12	-57,745,061
SUPPLEMENT NO. 13	-48,504,743
SUPPLEMENT NO. 14	-56,317,203
SUPPLEMENT NO. 15	-48,555,193

TOTAL **175,142,372**

* LEVY REFLECTS FROZEN LOSS FROM OVER 65 & DISABILITY ACCOUNTS

2023 SUPPLEMENTAL BUDGET	-150,000,000
NET GAIN (LOSS) TO TAX	<u>325,142,372</u>

LEVY GAIN (LOSS) M & O	2,366,711
LEVY GAIN (LOSS) I & S	976,077
TOTAL LEVY GAIN (LOSS) DUE TO SUPPLEMENTS	<u>3,342,788</u>

**FY 2022-2023
COMPARISON OF BUDGET TO ACTUAL TAX ROLL**

	ORIGINAL BUDGET	CERTIFIED TAX ROLL	ROLLS 1 - 27	ADJUSTED TAX ROLL
NET TAXABLE VALUE	\$ 19,462,591,586	\$ 19,095,365,105	-162,996,948	\$ 18,932,368,157
M & O LEVY (0.9056)	\$ 176,253,229	\$ 172,927,626	-1,476,100	\$ 171,451,526
I & S LEVY (.2418)	\$ 47,060,546	\$ 46,172,593	-394,127	\$ 45,778,466
TOTAL LEVY (1.1474)	\$ 223,313,775	\$ 219,100,219	-1,870,227	\$ 217,229,992

2022 SUPPLEMENT	TAXABLE VALUE
SUPPLEMENT NO. 1	88,407,442
SUPPLEMENT NO. 2	184,253,590
SUPPLEMENT NO. 3	156,291,881
SUPPLEMENT NO. 4	55,395,081
SUPPLEMENT NO. 5	-280,000
SUPPLEMENT NO. 6	-355,000
SUPPLEMENT NO. 7	-81,030,418
SUPPLEMENT NO. 8	-2,194,340
SUPPLEMENT NO. 9	-33,708,843
SUPPLEMENT NO. 10	-17,715,667
SUPPLEMENT NO. 11	-36,352,638
SUPPLEMENT NO. 12	-36,221,378
SUPPLEMENT NO. 13	-41,859,995
SUPPLEMENT NO. 14	-32,944,537
SUPPLEMENT NO. 15	-24,250,375
SUPPLEMENT NO. 16	-26,776,122
SUPPLEMENT NO. 17	-30,814,162
SUPPLEMENT NO. 18	-121,962,848
SUPPLEMENT NO. 19	-53,731,598
SUPPLEMENT NO. 20	-44,582,740
SUPPLEMENT NO. 21	6,485,974
SUPPLEMENT NO. 22	-35,281,055
SUPPLEMENT NO. 23	-18,077,120
SUPPLEMENT NO. 24	-5,247,134
SUPPLEMENT NO. 25	-4,585,453
SUPPLEMENT NO. 26	-3,295,603
SUPPLEMENT NO. 27	-2,563,890

TOTAL align="right">**-162,996,948**

* LEVY REFLECTS FROZEN LOSS FROM OVER 65 & DISABILITY ACCOUNTS

2022 SUPPLEMENTAL BUDGET
NET GAIN (LOSS) TO TAX

November 18, 2024

138-150,000,000
(12,996,948)

Exhibit III-A # 5

LEVY GAIN (LOSS) M & O	-117,700
LEVY GAIN (LOSS) I & S	-31,427
TOTAL LEVY GAIN (LOSS) DUE TO SUPPLEMENTS	-149,127

**FY 2021-2022
COMPARISON OF BUDGET TO ACTUAL TAX ROLL**

	ORIGINAL BUDGET	CERTIFIED TAX ROLL	ROLLS 1 - 39	ADJUSTED TAX ROLL
NET TAXABLE VALUE	\$ 16,919,405,875	\$ 16,326,839,855	276,413,254	\$ 16,603,253,109
M & O LEVY (0.9390)	\$ 158,873,221	\$ 153,309,026	2,595,520	\$ 155,904,546
I & S LEVY (.2687)	\$ 45,462,444	\$ 43,870,219	742,722	\$ 44,612,941
TOTAL LEVY (1.2077)	\$ 204,335,665	\$ 197,179,245	3,338,242	\$ 200,517,487

2021 SUPPLEMENT	TAXABLE VALUE
SUPPLEMENT NO. 1	187,588,065
SUPPLEMENT NO. 2	338,477,475
SUPPLEMENT NO. 3	69,878,757
SUPPLEMENT NO. 4	-19,818,397
SUPPLEMENT NO. 5	-1,019,588
SUPPLEMENT NO. 6	-25,232,162
SUPPLEMENT NO. 7	-5,375,060
SUPPLEMENT NO. 8	-20,866,519
SUPPLEMENT NO. 9	-9,933,965
SUPPLEMENT NO. 10	-17,212,668
SUPPLEMENT NO. 11	-13,951,049
SUPPLEMENT NO. 12	-17,375,836
SUPPLEMENT NO. 13	-9,031,030
SUPPLEMENT NO. 14	-8,608,430
SUPPLEMENT NO. 15	-911,100
SUPPLEMENT NO. 16	-12,483,463
SUPPLEMENT NO. 17	0
SUPPLEMENT NO. 18	0
SUPPLEMENT NO. 19	-59,970,336
SUPPLEMENT NO. 20	-32,432,699
SUPPLEMENT NO. 21	-9,780,996
SUPPLEMENT NO. 22	-15,630,198
SUPPLEMENT NO. 23	-10,786,642
SUPPLEMENT NO. 24	-2,853,957
SUPPLEMENT NO. 25	-742,407
SUPPLEMENT NO. 26	-1,541,818
SUPPLEMENT NO. 27	-5,931,006
SUPPLEMENT NO. 28	-1,105,448
SUPPLEMENT NO. 29	-1,669,520
SUPPLEMENT NO. 30	-426,968
SUPPLEMENT NO. 31	-3,442,819
SUPPLEMENT NO. 32	-3,414,670
SUPPLEMENT NO. 33	-320,151
SUPPLEMENT NO. 34	-7,513,843
SUPPLEMENT NO. 35	-73,798

SUPPLEMENT NO. 36	-47,500
SUPPLEMENT NO. 37	0
SUPPLEMENT NO. 38	-10,000
SUPPLEMENT NO. 39	-17,000

TOTAL **276,413,254**

* LEVY REFLECTS FROZEN LOSS FROM OVER 65 & DISABILITY ACCOUNTS

2021 SUPPLEMENTAL BUDGET	<u>-200,000,000</u>
NET GAIN (LOSS) TO TAX	476,413,254

LEVY GAIN (LOSS) M & O	4,473,520
LEVY GAIN (LOSS) I & S	<u>1,280,122</u>
TOTAL LEVY GAIN (LOSS) DUE TO SUPPLEMENTS	5,753,642

FY 2020-2021

COMPARISON OF BUDGET TO ACTUAL TAX ROLL

	ORIGINAL BUDGET	CERTIFIED TAX ROLL	ROLLS 1 - 50	ADJUSTED TAX ROLL
NET TAXABLE VALUE	\$ 15,138,570,097	\$ 14,741,790,666	884,992,119	\$ 15,626,782,785
M & O LEVY (1.0148)	\$ 153,626,209	\$ 149,599,692	8,980,900	\$ 158,580,592
I & S LEVY (.2603)	\$ 39,405,698	\$ 38,372,881	2,303,634	\$ 40,676,515
TOTAL LEVY (1.2751)	\$ 193,031,907	\$ 187,972,573	11,284,534	\$ 199,257,107

2020 SUPPLEMENT	TAXABLE VALUE
SUPPLEMENT NO. 1	435,201,059
SUPPLEMENT NO. 2	479,242,398
SUPPLEMENT NO. 3	280,208,718
SUPPLEMENT NO. 4	15,576,708
SUPPLEMENT NO. 5	-3,568,300
SUPPLEMENT NO. 6	-1,548,848
SUPPLEMENT NO. 7	-17,777,907
SUPPLEMENT NO. 8	-11,306,066
SUPPLEMENT NO. 9	-4,866,930
SUPPLEMENT NO. 10	-7,508,735
SUPPLEMENT NO. 11	-21,392,402
SUPPLEMENT NO. 12	-595,647
SUPPLEMENT NO. 13	-16,657,801
SUPPLEMENT NO. 14	-56,487,138
SUPPLEMENT NO. 15	-37,755,434
SUPPLEMENT NO. 16	-9,076,405
SUPPLEMENT NO. 17	-5,858,729
SUPPLEMENT NO. 18	-4,677,591
SUPPLEMENT NO. 19	-9,638,612
SUPPLEMENT NO. 20	-67,212,457
SUPPLEMENT NO. 21	-16,025,508
SUPPLEMENT NO. 22	-6,083,827
SUPPLEMENT NO. 23	-14,350,447
SUPPLEMENT NO. 24	-2,379,427
SUPPLEMENT NO. 25	-3,091,501
SUPPLEMENT NO. 26	-682,431
SUPPLEMENT NO. 27	-3,797,470
SUPPLEMENT NO. 28	0
SUPPLEMENT NO. 29	0
SUPPLEMENT NO. 30	-93,992

SUPPLEMENT NO. 31	-206,089
SUPPLEMENT NO. 32	-196,012
SUPPLEMENT NO. 33	-149,758
SUPPLEMENT NO. 34	-92,300
SUPPLEMENT NO. 35	100,644
SUPPLEMENT NO. 36	-346,980
SUPPLEMENT NO. 37	-13,540
SUPPLEMENT NO. 38	-105,498
SUPPLEMENT NO. 39	-402,740
SUPPLEMENT NO. 40	0
SUPPLEMENT NO. 41	41,305
SUPPLEMENT NO. 42	0
SUPPLEMENT NO. 43	-1,409,470
SUPPLEMENT NO. 44	48,043
SUPPLEMENT NO. 45	24,116
SUPPLEMENT NO. 46	-7,500
SUPPLEMENT NO. 47	-62,880
SUPPLEMENT NO. 48	0
SUPPLEMENT NO. 49	-7,500
SUPPLEMENT NO. 50	-17,000

TOTAL 884,992,119

* LEVY REFLECTS FROZEN LOSS FROM OVER 65 & DISABILITY ACCOUNTS

2020 SUPPLEMENTAL BUDGET	-200,000,000
NET GAIN (LOSS) TO TAX	<u>1,084,992,119</u>
LEVY GAIN (LOSS) M & O	11,010,500
LEVY GAIN (LOSS) I & S	2,824,234
TOTAL LEVY GAIN (LOSS) DUE TO SUPPLEMENTS	<u>13,834,734</u>

**FY 2019-2020
COMPARISON OF BUDGET TO ACTUAL TAX ROLL**

	ORIGINAL BUDGET	CERTIFIED TAX ROLL	ROLLS 1 - 63	ADJUSTED TAX ROLL
NET TAXABLE VALUE	\$ 13,127,517,207	\$ 14,512,366,935	-110,487,655	\$ 14,401,879,280
M & O LEVY (1.03100)	\$ 135,344,702	\$ 149,622,503	-1,139,128	\$ 148,483,375
I & S LEVY (.27410)	\$ 35,982,525	\$ 39,778,398	-302,846	\$ 39,475,552
TOTAL LEVY (1.30510)	\$ 171,327,227	\$ 189,400,901	-1,441,974	\$ 187,958,927

2019 SUPPLEMENT	TAXABLE VALUE
SUPPLEMENT NO. 1	32,571,769
SUPPLEMENT NO. 2	98,098,133
SUPPLEMENT NO. 3	25,517,424
SUPPLEMENT NO. 4	-14,556,681
SUPPLEMENT NO. 5	-8,195,689
SUPPLEMENT NO. 6	-19,703,429
SUPPLEMENT NO. 7	-18,434,225
SUPPLEMENT NO. 8	-17,063,025
SUPPLEMENT NO. 9	-3,432,626
SUPPLEMENT NO. 10	-8,979,664
SUPPLEMENT NO. 11	-26,419,728
SUPPLEMENT NO. 12	-14,251,347
SUPPLEMENT NO. 13	-12,542,680
SUPPLEMENT NO. 14	-29,795,534
SUPPLEMENT NO. 15	-2,269,209
SUPPLEMENT NO. 16	-28,966,000
SUPPLEMENT NO. 17	-1,044,464
SUPPLEMENT NO. 18	-10,018,551
SUPPLEMENT NO. 19	-9,938,089
SUPPLEMENT NO. 20	-1,324,146
SUPPLEMENT NO. 21	-2,293,528
SUPPLEMENT NO. 22	-2,360,419
SUPPLEMENT NO. 23	-794,110
SUPPLEMENT NO. 24	-474,911
SUPPLEMENT NO. 25	-275,359
SUPPLEMENT NO. 26	131,086
SUPPLEMENT NO. 27	-5,958,133
SUPPLEMENT NO. 28	518,514
SUPPLEMENT NO. 29	-10,532,887
SUPPLEMENT NO. 30	-1,471,962
SUPPLEMENT NO. 31	-418,621

SUPPLEMENT NO. 32	-1,509,840
SUPPLEMENT NO. 33	-243,373
SUPPLEMENT NO. 34	-192,127
SUPPLEMENT NO. 35	-110,140
SUPPLEMENT NO. 36	-295,209
SUPPLEMENT NO. 37	-768,998
SUPPLEMENT NO. 38	-4,890
SUPPLEMENT NO. 39	-11,160,885
SUPPLEMENT NO. 40	-63,180
SUPPLEMENT NO. 41	0
SUPPLEMENT NO. 42	0
SUPPLEMENT NO. 43	25,000
SUPPLEMENT NO. 44	40,037
SUPPLEMENT NO. 45	25,000
SUPPLEMENT NO. 46	0
SUPPLEMENT NO. 47	0
SUPPLEMENT NO. 48	88,591
SUPPLEMENT NO. 49	0
SUPPLEMENT NO. 50	-3,540
SUPPLEMENT NO. 51	-15,630
SUPPLEMENT NO. 52	-436,740
SUPPLEMENT NO. 53	0
SUPPLEMENT NO. 54	27,500
SUPPLEMENT NO. 55	0
SUPPLEMENT NO. 56	-1,197,940
SUPPLEMENT NO. 57	25,000
SUPPLEMENT NO. 58	-23,700
SUPPLEMENT NO. 59	-7,500
SUPPLEMENT NO. 60	0
SUPPLEMENT NO. 61	0
SUPPLEMENT NO. 62	-12,000
SUPPLEMENT NO. 63	5,000

TOTAL -110,487,655

* LEVY REFLECTS FROZEN LOSS FROM OVER 65 & DISABILITY ACCOUNTS

2019 SUPPLEMENTAL BUDGET	-150,000,000
NET GAIN (LOSS) TO TAX	<u>39,512,345</u>
LEVY GAIN (LOSS) M & O	407,372
LEVY GAIN (LOSS) I & S	<u>108,303</u>
TOTAL LEVY GAIN (LOSS) DUE TO SUPPLEMENTS	515,675

2024 ACTIVE LAWSUITS

OWNERS NAME	DCAD VALUE	TYPE OF PROPERTY
1000 EAST AIRPORT FREEWAY LLC	\$ 4,471,240	REAL
1000 EAST AIRPORT FREEWAY LLC	\$ 14,000,000	REAL
1111 TDS APARTMENTS LLC	\$ 29,500,000	REAL
119 REGAL ROW OWNER LP	\$ 14,500,000	REAL
1500 EAST AIRPORT FREEWAY LLC	\$ 5,229,250	REAL
161 AIRPORT CORPORATE LLC	\$ 10,006,000	REAL
2010 KINWEST LLC	\$ 5,250,000	REAL
2111 WEST WALNUT HILL LLC	\$ 6,155,240	REAL
2142 N JOSEY LLC	\$ 1,959,990	REAL
2200 WEST ROCHELLE LLC	\$ 8,500,000	REAL
2200 WEST ROCHELLE LLC	\$ 8,500,000	REAL
2325 STEMMONS HOTEL PTNRS LLC	\$ 11,400,000	REAL
250 290 B&C LLC	\$ 20,300,000	REAL
250 290 B&C LLC	\$ 36,150,000	REAL
250 290 B&C LLC	\$ 18,050,000	REAL
2700 TRINITY SPE LLC	\$ 11,732,500	REAL
2929 PARK GROVE VNTRE LTD	\$ 1,684,900	REAL
2929 PARK GROVE VNTRE LTD	\$ 24,070,100	REAL
3228 WILLOW LLC	\$ 18,600,000	REAL
3429 WEST ROCHELLE LLC	\$ 22,250,000	REAL
3515 NORTH STORY IBAN LLC &	\$ 26,000,000	REAL
4303 MARIPOSA DRIVE LLC	\$ 9,600,000	REAL
4409 MONTROSE LTD	\$ 30,482,450	REAL
450 EJC INVESTMENT LLC	\$ 1,270,000	REAL
450 EJC INVESTMENT LLC	\$ 4,850,000	REAL
4525 W PIONEER DR PROPERTY	\$ 33,750,000	REAL
4600 W AIRPORT FREEWAY LLC	\$ 23,000,000	REAL
4905 COURTSIDE LLC	\$ 6,200,000	REAL
500 EJC OFFICE OWNER LLC	\$ 27,250,000	REAL
600 LAS COLINAS OWNER LLC	\$ 70,040,900	REAL
692 LAKE CAROLYN PARKWAY	\$ 67,000,000	REAL
78 NEP LTD	\$ 900,000	REAL
78 NEP LTD	\$ 8,500,000	REAL
78 NEP LTD	\$ 3,600,000	REAL
78 NEP LTD	\$ 2,780,000	REAL

78 NEP LTD	\$	13,700,000	REAL
7929 BROOKRIVER SUB LLC	\$	10,000,000	REAL
850 LAKE CAROLYN PKWY APARTMENTS INV	\$	63,000,000	REAL
89 H A S HOTEL CORP	\$	1,585,000	REAL
ABRAHAM SAJI PROPERTIES LLC	\$	464,910	REAL
ABRAHAM SAJI PROPERTIES LLC	\$	246,190	REAL
ABRAHAM SAJI PROPERTIES LLC	\$	258,580	REAL
ABRAHAM SAJI PROPERTIES LLC	\$	243,290	REAL
ABRAHAM SAJI PROPERTIES LLC	\$	266,430	REAL
ABRAHAM SAJI PROPERTIES LLC	\$	268,750	REAL
ABRAHAM SAJI PROPERTIES LLC	\$	268,750	REAL
ABRAHAM SAJI PROPERTIES LLC	\$	251,520	REAL
ABRAHAM SAJI PROPERTIES LLC	\$	338,320	REAL
ABRAHAM SAJI PROPERTIES LLC	\$	158,080	REAL
ABRAHAM SAJI PROPERTIES LLC	\$	268,750	REAL
ABRAHAM SAJI PROPERTIES LLC	\$	282,350	REAL
ABRAHAM SAJI PROPERTIES LLC	\$	286,040	REAL
ABRAHAM SAJI PROPERTIES LLC	\$	251,630	REAL
ABRAHAM SAJI PROPERTIES LLC	\$	277,280	REAL
ABRAHAM SAJI PROPERTIES LLC	\$	235,990	REAL
ABRAHAM SAJI PROPERTIES LLC	\$	287,980	REAL
ABRAHAM SAJI PROPERTIES LLC	\$	530,320	REAL
ABRAHAM SAJI PROPERTIES LLC	\$	265,700	REAL
ABRAHAM SAJI PROPERTIES LLC	\$	355,770	REAL
ABRAHAM SAJI PROPERTIES LLC	\$	311,590	REAL
ABRAHAM SAJI PROPERTIES LLC	\$	254,310	REAL
ABRAHAM SAJI PROPERTIES LLC	\$	408,150	REAL
ABRAHAM SAJI PROPERTIES LLC	\$	239,050	REAL
ABRAHAM SAJI PROPERTIES LLC	\$	228,290	REAL
ABRAHAM SAJI PROPERTIES LLC	\$	244,220	REAL
ABRAHAM SAJI PROPERTIES LLC	\$	252,720	REAL
ABRAHAM SAJI PROPERTIES LLC	\$	252,720	REAL
ABRAHAM SAJI PROPERTIES LLC	\$	261,430	REAL
ABRAHAM SAJI PROPERTIES LLC	\$	251,520	REAL
ABRAHAM SAJI PROPERTIES LLC	\$	232,800	REAL
ABRAHAM SAJI PROPERTIES LLC	\$	525,640	REAL
ACI REAL ESTATE SPE 155 LLC	\$	5,685,850	REAL
ADREX DIVERSIFIED 5 MASTER TENANT LLC	\$	1,900,000	REAL
AGAS VENTURES LLC	\$	267,870	REAL
AGAS VENTURES LLC	\$	211,880	REAL
AGAS VENTURES LLC	\$	214,330	REAL
AGAS VENTURES LLC	\$	245,040	REAL
AGAS VENTURES LLC	\$	306,760	REAL
AGAS VENTURES LLC	\$	234,790	REAL

AGAS VENTURES LLC	\$	280,000	REAL
AGAS VENTURES LLC	\$	218,640	REAL
AGAS VENTURES LLC	\$	237,220	REAL
AGAS VENTURES LLC	\$	270,000	REAL
AGAS VENTURES LLC	\$	233,000	REAL
AGAS VENTURES LLC	\$	234,350	REAL
AGAS VENTURES LLC	\$	247,000	REAL
AGAS VENTURES LLC	\$	236,720	REAL
AGAS VENTURES LLC	\$	264,070	REAL
AGAS VENTURES LLC	\$	226,790	REAL
AH & JP INC	\$	1,550,000	REAL
ALC APARTMENTS LLC	\$	61,000,000	REAL
ALESIO GARDEN &	\$	159,000,000	REAL
ALIBHAI HUSSAMUDDIN H	\$	146,370	REAL
ALIBHAI HUSSAMUDDIN H	\$	146,370	REAL
ALIBHAI HUSSAMUDDIN H	\$	146,810	REAL
ALIBHAI HUSSAMUDDIN H	\$	146,370	REAL
ALIBHAI HUSSAMUDDIN H	\$	173,360	REAL
ALIBHAI HUSSAMUDDIN H	\$	375,360	REAL
ALIBHAI HUSSAMUDDIN H	\$	398,550	REAL
ALIBHAI HUSSAMUDDIN H	\$	384,200	REAL
ALIBHAI HUSSAMUDDIN H	\$	372,130	REAL
ALIBHAI HUSSAMUDDIN H	\$	398,080	REAL
ALIBHAI HUSSAMUDDIN H	\$	380,780	REAL
ALIBHAI HUSSAMUDDIN H	\$	173,360	REAL
ALPINE CENTURY CENTER LP	\$	7,376,910	REAL
APO IRVING LLC	\$	8,250,000	REAL
ARNS INC	\$	356,000	REAL
ARNS INC	\$	291,000	REAL
ARNS INC	\$	260,250	REAL
ARNS INC	\$	220,000	REAL
ARNS INC	\$	257,490	REAL
ARNS INC	\$	312,760	REAL
ARNS INC	\$	358,000	REAL
ARNS INC	\$	253,510	REAL
ARNS INC	\$	302,000	REAL
ARNS INC	\$	259,000	REAL
ASBURY AUTOMOTIVE GROUP INC	\$	4,000,000	REAL
ASBURY AUTOMOTIVE GROUP INC	\$	7,000,000	REAL
ASBURY AUTOMOTIVE GROUP INC	\$	5,000,000	REAL
ASBURY AUTOMOTIVE GROUP INC	\$	51,860	REAL
ASBURY AUTOMOTIVE GROUP INC	\$	3,100,000	REAL
ASHDOW DIALYSIS AS LESSEE	\$	2,300,000	REAL
AUTOZONE TEXAS LP	\$	525,950	PERSONAL

AUTOZONE TEXAS LP	\$	566,120	PERSONAL
AUTOZONE TEXAS LP	\$	2,566,700	PERSONAL
AUTOZONE TEXAS LP	\$	526,700	PERSONAL
AUTOZONE TEXAS LP	\$	581,340	PERSONAL
AUTOZONE TEXAS LP	\$	696,720	PERSONAL
AVALON VILLAS DE LLC	\$	35,000,000	REAL
BELL STACY GREETHUM TRUST THE	\$	1,250,000	REAL
BEST BUY STORES LP	\$	2,199,870	PERSONAL
BETTER INC	\$	3,145,000	REAL
BHP INVESTMENTS CO	\$	4,250,000	REAL
BMGREI ESTER LLP	\$	35,510,000	REAL
BMGREI ESTER LLP	\$	14,490,000	REAL
BMGREI METKER LLC	\$	10,000,000	REAL
BRE KNIGHT SH TX OWNER LLC	\$	1,400,000	REAL
BREIT INDUSTRIAL CANYON	\$	115,390	REAL
BROWN COLINAS POINTE LLC	\$	22,000,000	REAL
BUDHWANI & VIRANI INC	\$	5,325,000	REAL
CAD ASSETS LLC	\$	4,250,000	REAL
CARE INN OF EDNA LLC	\$	12,700,000	REAL
CARMAX AUTO SUPERSTORES	\$	1,666,220	REAL
CARMAX AUTO SUPERSTORES	\$	12,983,780	REAL
CAROLYN PROPERTY OWNER LP	\$	73,000,000	REAL
CASCADE DALLAS OPERATING LLC	\$	8,000,000	REAL
CASH HOUSE BUYERS USA LLC	\$	255,890	REAL
CAVADIAN PROPERTIES LLC	\$	403,740	REAL
CAVADIAN PROPERTIES LLC	\$	175,000	REAL
CAVADIAN PROPERTIES LLC	\$	255,120	REAL
CENTURY 9625 LLC	\$	2,460,410	REAL
CHALET APARTMENTS LLC	\$	31,000,000	REAL
CHATHEAU AT WILDBRIAR LP	\$	19,357,290	REAL
CHEP USA	\$	915,760	PERSONAL
CHICK FIL A INC	\$	3,423,040	REAL
CHICK FIL A INC	\$	1,300,000	REAL
CLAY COOLEY REAL ESTATE	\$	9,000,000	REAL
CLAY COOLEY REAL ESTATE	\$	9,973,920	REAL
CLAY COOLEY REAL ESTATE	\$	14,900,000	REAL
CNC SPC LP	\$	18,586,260	REAL
CNC SPC LP	\$	9,413,740	REAL
COLONY MULTIFAMILY 3321 LLC THE	\$	7,738,400	REAL
COLONY MULTIFAMILY 3321 LLC THE	\$	5,462,400	REAL
COLONY MULTIFAMILY 3321 LLC THE	\$	1,820,800	REAL
COLONY MULTIFAMILY 3321 LLC THE	\$	5,348,600	REAL
COLUMBIA PROPERTIES	\$	55,860,000	REAL
CORSAIR IRVING OWNER LLC	\$	29,500,000	REAL

COTTONWOOD LANE PROPERTIES LLC	\$	9,450,000	REAL
CP 511 BUILDING LLC	\$	23,500,000	REAL
CREEKWOOD APTS LLC	\$	28,851,750	REAL
CRESTVIEW STONEHILL LLC	\$	32,200,000	REAL
CROSS COURT TEXAS LLC	\$	1,600,000	REAL
CROSSINGATIRVING RUBY	\$	18,654,490	REAL
CROWN ENTERPRISES INC	\$	6,300,000	REAL
CTR TX PROPERTIES LLC	\$	978,000	REAL
CURRAN PRICE LLC	\$	202,000	REAL
CURRAN PRICE LLC	\$	280,000	REAL
DALLAS FT WORTH PARTNERS LLC	\$	4,775,000	REAL
DALLAS FT WORTH PARTNERS LLC	\$	2,290,230	REAL
DALLAS FT WORTH PARTNERS LLC	\$	2,671,930	REAL
DALLAS METRO APARTMENTS LLC	\$	6,050,000	REAL
DELUJO EL MOROCCO LLC	\$	14,446,000	REAL
DELUX SUITES INVESTMENTS	\$	550,000	REAL
DEVA CORPORATION	\$	6,050,000	REAL
DFW AIRPORT HOSPITALITY	\$	9,900,000	REAL
DFW AIRPORT HOSPITALITY	\$	13,600,000	REAL
DFW BELTLINE COMMERCE CENTER LLC	\$	2,529,090	REAL
DFW BELTLINE COMMERCE CENTER LLC	\$	3,415,730	REAL
DFW BELTLINE COMMERCE CENTER LLC	\$	3,173,760	REAL
DFW BELTLINE COMMERCE CENTER LLC	\$	3,173,760	REAL
DFW RESORTS LLC	\$	8,750,000	REAL
DFW TOWER VILLAGE LP	\$	13,600,000	REAL
DFW TOWER VILLAGE LP	\$	20,000,000	REAL
DG CENTURY CENTER PROPERTY	\$	14,424,500	REAL
DHILLON INVESTOR LLC	\$	2,553,870	REAL
DILLARDS TEXAS CENTRAL LLC	\$	2,167,680	PERSONAL
DK CREST OWNER LLC	\$	70,000,000	REAL
DLC HOTEL OWNER LLC	\$	370,740	REAL
DLC HOTEL OWNER LLC	\$	950,610	REAL
DLC HOTEL OWNER LLC	\$	73,678,650	REAL
DRIVER RE IRVING LLC	\$	6,750,000	REAL
EAGLE CREST BORROWER LLC	\$	26,437,500	REAL
EAGLE CREST BORROWER LLC	\$	36,562,500	REAL
EL PRIMERO EXPRESS LP	\$	4,800,000	REAL
EMERALD POINT APARTMENT	\$	8,000,000	REAL
EPC WESTGATE LLC	\$	37,499,870	REAL
EPC WESTGATE LLC	\$	16,289,130	REAL
EPC WESTGATE LLC	\$	7,148,470	REAL
EPC WESTGATE LLC	\$	6,562,530	REAL
EQUINIX LLC	\$	21,332,500	REAL
ESD DFW SOUTH 2011 LP	\$	31,000,000	REAL

IFCAP EVERGREEN LP	\$	85,880	REAL
IFCAP EVERGREEN LP	\$	85,880	REAL
IFCAP EVERGREEN LP	\$	85,880	REAL
IFCAP EVERGREEN LP	\$	85,880	REAL
IFCAP EVERGREEN LP	\$	67,070	REAL
IFCAP EVERGREEN LP	\$	85,880	REAL
IFCAP EVERGREEN LP	\$	59,090	REAL
IFCAP EVERGREEN LP	\$	67,070	REAL
IFCAP EVERGREEN LP	\$	54,440	REAL
IFCAP EVERGREEN LP	\$	59,090	REAL
IFCAP EVERGREEN LP	\$	59,090	REAL
IFCAP EVERGREEN LP	\$	67,070	REAL
IFCAP EVERGREEN LP	\$	54,440	REAL
IFCAP EVERGREEN LP	\$	59,090	REAL
IFCAP EVERGREEN LP	\$	67,070	REAL
IFCAP EVERGREEN LP	\$	59,090	REAL
IFCAP EVERGREEN LP	\$	59,090	REAL
IFCAP EVERGREEN LP	\$	59,090	REAL
IFCAP EVERGREEN LP	\$	59,090	REAL
IFCAP EVERGREEN LP	\$	54,440	REAL
IFCAP EVERGREEN LP	\$	54,440	REAL
IFCAP EVERGREEN LP	\$	59,090	REAL
IFCAP EVERGREEN LP	\$	67,070	REAL
IFCAP EVERGREEN LP	\$	59,090	REAL
IFCAP EVERGREEN LP	\$	54,440	REAL
IFCAP EVERGREEN LP	\$	67,070	REAL
IFCAP EVERGREEN LP	\$	67,070	REAL
IFCAP EVERGREEN LP	\$	59,090	REAL
IFCAP EVERGREEN LP	\$	54,440	REAL
IFCAP EVERGREEN LP	\$	59,090	REAL
IFCAP EVERGREEN LP	\$	59,090	REAL
IFCAP EVERGREEN LP	\$	59,090	REAL
IFCAP EVERGREEN LP	\$	54,440	REAL
IMT CAPITAL III LAKESHORE LOFTS LP	\$	72,500,000	REAL
INTEGRITY CAPITAL REI VLP LLC	\$	8,750,000	REAL
IRBY LANE ASSOCIATES LTD	\$	24,700,000	REAL
IRVING 4600 WEST PIONEER	\$	50,000,000	REAL
IRVING 5 STAR MANAGEMENT LLC	\$	157,840	REAL
IRVING 5 STAR MANAGEMENT LLC	\$	603,620	REAL
IRVING 5 STAR MANAGEMENT LLC	\$	553,890	REAL
IRVING 5 STAR MANAGEMENT LLC	\$	237,210	REAL
IRVING 5 STAR MANAGEMENT LLC	\$	224,220	REAL
IRVING 5 STAR MANAGEMENT LLC	\$	1,909,870	REAL
IRVING 5 STAR MANAGEMENT LLC	\$	301,810	REAL

152

RVING 5 STAR MANAGEMENT LLC	\$	325,790	REAL
RVING 5 STAR MANAGEMENT LLC	\$	308,690	REAL
RVING 5 STAR MANAGEMENT LLC	\$	555,000	REAL
RVING 5 STAR MANAGEMENT LLC	\$	2,456,320	REAL
RVING 5 STAR MANAGEMENT LLC	\$	167,260	REAL
RVING 5 STAR MANAGEMENT LLC	\$	155,560	REAL
RVING 5 STAR MANAGEMENT LLC	\$	901,740	REAL
RVING BRITAIN WAY APARTMENTS LP	\$	4,583,320	REAL
RVING BRITAIN WAY APARTMENTS LP	\$	9,166,680	REAL
RVING LODGING LLC	\$	9,300,100	REAL
SA HOSPITALITY INC	\$	3,200,000	REAL
J&J LOTT IRVING LLC	\$	50,966,850	REAL
JACHO FAIR OAKS LP	\$	8,200,000	REAL
JARS BRITTANY 169 LLC	\$	12,900,000	REAL
JARS HEIGHTS 79 LLC	\$	2,582,300	REAL
JARS HEIGHTS 79 LLC	\$	1,613,920	REAL
JARS HEIGHTS 79 LLC	\$	4,303,780	REAL
JDFW II LLC	\$	94,500,000	REAL
JDFW LLC	\$	62,000,000	REAL
KORE 125 JOHN CARPENTER LLC	\$	73,500,000	REAL
KRISHA INVESTMENTS INC	\$	11,850,000	REAL
KROGER LIMITED PARTNERSHIP II	\$	40,239,560	PERSONAL
KROGER TEXAS LP	\$	1,263,680	REAL
KROGER TEXAS LP	\$	1,834,970	REAL
KROGER TEXAS LP	\$	1,586,330	REAL
KROGER TEXAS LP	\$	4,199,910	REAL
KROGER TEXAS LP	\$	960,100	REAL
KROGER TEXAS LP	\$	21,600,000	REAL
LADERA RANCH LLC	\$	32,175,000	REAL
LAKE FOREST COMMUNITY	\$	10,272,140	REAL
LAKE FOREST COMMUNITY	\$	4,485,530	REAL
LAKE WORTH HOTEL CORP	\$	3,600,000	REAL
LAS COLINAS I HOLDCO LP	\$	110,000,000	REAL
LAS COLINAS II HOLDCO LP	\$	59,850,000	REAL
LHB LAS COLINAS PLAZA LLC	\$	28,950,000	REAL
LEGACY REI GROUP SA LLC	\$	5,826,980	REAL
LEGACY REI GROUP SA LLC	\$	16,172,850	REAL
LEGACY REI GROUP TF LLC	\$	5,028,160	REAL
LEGACY REI GROUP TF LLC	\$	11,971,840	REAL
LION NORTHGATE LLC &	\$	25,995,000	REAL
LION SURROUND LLC	\$	39,425,000	REAL
LION TRINITY LLC	\$	66,700,000	REAL
LION WOODCHASE CLARENDON LLC	\$	25,263,160	REAL
LION WOODCHASE CLARENDON LLC	\$	9,736,840	REAL

ONE STAR CONTAINER	\$	15,146,970	REAL
OWEN RAIFORD LP	\$	14,250,000	REAL
PD REALTY LLC	\$	20,750,000	REAL
SG1 TOWNE NORTH LLC	\$	5,032,980	REAL
SG1 TOWNE NORTH LLC	\$	11,717,020	REAL
MAA ALLOY LLC	\$	73,450,000	REAL
MAA TANC LLC	\$	51,500,000	REAL
MACARTHUR PLACE	\$	28,447,780	REAL
MACARTHUR PLACE	\$	33,302,220	REAL
MACY'S RETAIL HOLDINGS LLC	\$	3,086,040	PERSONAL
MALL GROUND PORTFOLIO LLC	\$	1,301,420	REAL
MALL GROUND PORTFOLIO LLC	\$	1,600,100	REAL
MALL GROUND PORTFOLIO LLC	\$	4,319,230	REAL
MALL GROUND PORTFOLIO LLC	\$	193,440	REAL
MALL GROUND PORTFOLIO LLC	\$	24,625,000	REAL
MARABELLA APARTMENTS II	\$	34,828,880	REAL
MARABELLA APARTMENTS II	\$	31,171,120	REAL
MARS ROCHELLE LLC &	\$	5,994,000	REAL
MDR REVOCABLE TRUST	\$	2,076,250	REAL
MEADOW CREEK RANCH MHC LLC	\$	7,419,010	REAL
MEADOW CREEK RANCH MHC LLC	\$	3,792,190	REAL
MEADOW OAKS COMMUNITY LLC	\$	19,538,610	REAL
MLRP REGAL ROW LP	\$	7,110,750	REAL
MLRP REGAL ROW LP	\$	4,931,940	REAL
MONTERRA APARTMENTS LP	\$	47,850,000	REAL
MOTTS LLP	\$	135,496,870	PERSONAL
MOTTS LLP	\$	30,365,510	PERSONAL
MPG TEXAS 1 LLC	\$	14,500,000	REAL
MUSTANG LAS COLINAS LLC	\$	35,156,900	REAL
NCH CORPORATION	\$	15,000,000	REAL
NCH CORPORATION	\$	13,759,580	REAL
NCH CORPORATION	\$	6,453,560	REAL
NEWPORT APARTMENTS PROPERTY OWNER	\$	35,875,000	REAL
NH INVESTMENTS LAH LLC	\$	17,650,000	REAL
NICOLA SPUR 482 LP	\$	6,420,530	REAL
NLP TEXAS ONE LLC	\$	61,250,000	REAL
NORTH TEXAS FAMILY	\$	12,670,000	REAL
NORTHGATE CONSOLIDATED GROUP LLC	\$	1,460,900	REAL
NORTHWEST PARK ASSOC	\$	12,461,670	REAL
NORTHWEST PARK ASSOC	\$	7,988,330	REAL
ODAKWAY MANOR LLC	\$	7,000,000	REAL
OBSDIAN SUMMER GATE OWNER	\$	22,950,000	REAL
OMNINET FOXBOROUGH LP	\$	37,000,000	REAL
OMNINET FOXBOROUGH LP	\$	13,000,000	REAL

PAR CAPITAL 122 WEST LLC	\$	27,800,000	REAL
PARMA LAS COLINAS TOWERS LLC	\$	44,082,280	REAL
PARMA LAS COLINAS TOWERS LLC	\$	4,752,000	REAL
PARMA LAS COLINAS TOWERS LLC	\$	65,915,720	REAL
PARRISH MICHAEL R & ANGELA R	\$	1,679,930	REAL
PATEL KAMLESH M & AMISHA G	\$	1,263,320	REAL
PATEL MUKUND & DAXABEN	\$	1,468,640	REAL
PATEL VIMAL M	\$	928,250	REAL
PBH VALLEY CREEK LLC	\$	51,400,000	REAL
PBH VALLEY RIDGE LLC	\$	53,550,000	REAL
PENSA NUWIND LLC	\$	31,000,000	REAL
PERFECT & COMFORT LIVING LLC	\$	4,300,000	REAL
PERFECT AND MODERN TEAM LLC	\$	3,550,000	REAL
PETCO	\$	424,640	PERSONAL
PILLSBURY CO TAX DEPT	\$	950,000	REAL
PILLSBURY CO TAX DEPT	\$	834,430	REAL
PL LASCO OWNER LLC	\$	90,500,000	REAL
POLO SANTIAGO	\$	7,275,000	REAL
POP HOLDINGS LP	\$	1,091,380	REAL
PPF AMLI 1050 LAKE CAROLYN PARKWAY LLC	\$	68,000,000	REAL
PPF AMLI 777 LAKE CAROLYN PARKWAY	\$	100,721,400	REAL
PRIME US TOWER AT LAKE CAROLYN LLC	\$	67,750,000	REAL
PROLOGISEXCHANGE STEMMONS	\$	7,753,150	REAL
PROMENADE TX PARTNERS LLC	\$	73,000,000	REAL
PROPERTY RESERVE INC	\$	74,847,820	REAL
PROVIDENT GROUP IRVING PROPERTIES LLC	\$	57,000,000	REAL
PS TEXAS HOLDINGS II LTD	\$	6,316,700	REAL
PS TEXAS HOLDINGS II LTD	\$	6,301,540	REAL
PS TEXAS HOLDINGS LTD	\$	4,928,360	REAL
PS TEXAS HOLDINGS LTD	\$	3,863,670	REAL
QSR 4 LLC	\$	728,270	REAL
QSR 4 LLC	\$	978,080	REAL
RAIBLE PLACE APARTMENTS LLC	\$	19,000,000	REAL
RAMSEY LUTHER HAROLD	\$	855,000	REAL
RCP CRESTVIEW SPE LLC &	\$	30,250,000	REAL
REALTY INCOME PROPERTIES 19 LLC	\$	2,083,290	REAL
REALTY INCOME PROPERTIES 19 LLC	\$	771,750	REAL
REALTY INCOME PROPERTIES 19 LLC	\$	1,233,750	REAL
REALTY INCOME PROPERTIES 19 LLC	\$	661,500	REAL
REALTY INCOME PROPERTIES 19 LLC	\$	661,500	REAL
REGAL BUSINESS CENTER LLC	\$	11,000,000	REAL
REGAL BUSINESS CENTER LLC	\$	17,624,340	REAL
RESIDENCES NORTHGATE LLC	\$	48,875,000	REAL
RICKY HOSPITALITY LLC	\$	1,720,000	REAL

RIVERSIDE PROPERTY OWNERS LP	\$	37,623,120	REAL
RIVERSIDE PROPERTY OWNERS LP	\$	10,136,020	REAL
ROCHELLE PLACE L P	\$	12,500,000	REAL
ROCK ISLAND IRVING LLC	\$	18,000,000	REAL
RODRIGUEZ JOSE	\$	221,220	REAL
ROSEMONT SUMMIT OPERATING LLC	\$	60,000,000	REAL
RSP RIDGEVIEW PLACE	\$	16,083,330	REAL
SAVOY DALLAS HOTELS LLC	\$	8,700,000	REAL
SCANDLIAN COLBY B & G B REV TR &	\$	3,710,600	REAL
SCSD FINNELL LTD	\$	55,657,880	REAL
SCSD FINNELL LTD	\$	54,314,490	REAL
SCSD FINNELL LTD	\$	8,182,600	REAL
SCSD FINNELL LTD	\$	2,200,320	REAL
SEDONA PARK APARTMENTS LLC	\$	39,950,000	REAL
SEJ PROPERTIES LP	\$	8,941,170	REAL
SEJ PROPERTIES LP	\$	5,000,000	REAL
SEJ PROPERTIES LP	\$	1,500,000	REAL
SEJ PROPERTIES LP	\$	1,263,680	REAL
SEJ PROPERTIES LP	\$	640,000	REAL
SEJ PROPERTIES LP	\$	2,155,150	REAL
SEJ PROPERTIES LP	\$	2,400,000	REAL
SEJ PROPERTIES LP	\$	650,000	REAL
SERVICES DEVELOPMENT CORP	\$	11,300,000	REAL
SFS PROPERTIES LLC	\$	8,183,500	REAL
SHREEM LAS COLINAS LLC	\$	17,691,660	REAL
SHRI AVDUTH INC	\$	1,695,000	REAL
SKYPASS DEVELOPMENT LLC	\$	1,775,160	REAL
SKYPASS DEVELOPMENT LLC	\$	5,572,200	REAL
SL1000 RRH SPE LLC &	\$	19,979,750	REAL
SL5 DFW INDUSTRIAL LP	\$	12,093,510	REAL
SOUTHERN STAR LAS COLINAS LP	\$	17,500,000	REAL
SPANISH HAVEN REDEVELOPMENT	\$	14,175,000	REAL
STAINBACK RAYMOND F JR	\$	4,620,000	REAL
STARCORE CR LLC	\$	23,104,000	REAL
STARCREST TEXAS PPTIES	\$	8,370,000	REAL
STATE BANK OF TEXAS	\$	20,480,560	REAL
SUBIL PROPERTIES LLC	\$	960,000	REAL
SUN LIFE INSURANCE CO OF CANADA	\$	36,300,000	REAL
TERRA FUNDING-URBAN TOWERS LLC	\$	12,252,330	REAL
TERRA FUNDING-URBAN TOWERS LLC	\$	131,747,670	REAL
TERRY INVESTMENT PROPERTY 1	\$	1,553,540	REAL
TEXAS PARK MANOR LP	\$	11,950,000	REAL
TEXAS SFI PARTNERSHIP 37 LTD	\$	41,000,000	REAL
TILLAR IRVING BELTLINE	\$	3,332,450	REAL

TMIF II BRIDGEPORT LP	\$	33,250,000	REAL
TNP IRVNG SQUARE DST	\$	2,950,000	REAL
TOURO ASHER PARK DE LLC	\$	33,500,000	REAL
TOURO GROVE APARTMENTS LLC	\$	19,600,000	REAL
TOURO RUSTIC RIDGE DE LLC	\$	24,800,000	REAL
TOYOTA OF IRVING LTD	\$	636,740	REAL
TOYOTA OF IRVING LTD	\$	12,325,000	REAL
TOYOTA OF IRVING LTD	\$	720,370	REAL
TOYOTA OF IRVING LTD	\$	146,480	REAL
TOYOTA OF IRVING LTD	\$	537,520	REAL
TP APARTMENTS LLC	\$	3,034,480	REAL
TP APARTMENTS LLC	\$	7,965,520	REAL
TR ATRIUM LP	\$	13,000,000	REAL
TR ATRIUM LP	\$	7,000,000	REAL
TRADER JOES COMPANY	\$	458,920	REAL
TUCASA ACQUISITION LLC	\$	13,880,000	REAL
TUP CARPENTER COURT LP	\$	11,209,850	REAL
TX 2800 VALLEY VIEW LN DE LLC	\$	27,827,770	REAL
JSAA REAL ESTATE CO	\$	296,390	REAL
JSAA REAL ESTATE CO	\$	502,500	REAL
JSAA REAL ESTATE CO	\$	200	REAL
JSAA REAL ESTATE CO	\$	3,120	REAL
JSAA REAL ESTATE CO	\$	5,519,970	REAL
JSAA REAL ESTATE CO	\$	1,770	REAL
JSAA REAL ESTATE CO	\$	950,610	REAL
JSAA REAL ESTATE CO	\$	115,460	REAL
JSAA REAL ESTATE CO	\$	15,000,000	REAL
JSAA REAL ESTATE CO	\$	1,822,730	REAL
/ATC 200 DE LLC	\$	25,500,000	REAL
/BAPT LLC	\$	22,000,000	REAL
/ELAZQUEZ CELIA &	\$	1,500,000	REAL
/VILLAGE ON WEST IRVING LLC	\$	10,250,000	REAL
/VILLAS ESTANCIA APARTMENTS LLC	\$	27,785,000	REAL
WALGREEN CO AS OWNER AND LESSEE	\$	1,511,590	REAL
WALGREEN CO AS OWNER AND LESSEE	\$	4,114,170	REAL
WALGREEN CO AS OWNER AND LESSEE	\$	2,518,870	REAL
WALKER MHP INVESTMENTS LLC	\$	1,200,000	REAL
WALNUT HILL TX PARTNERS LLC	\$	75,000,000	REAL
WATER STREET OCONNOR LP	\$	107,000,000	REAL
WEISZ THOMAS J	\$	344,810	REAL
WEST SHADY GROVE HOLDINGS LLC	\$	6,497,100	REAL
WEST SHADY GROVE HOLDINGS LLC	\$	5,630,900	REAL
WESTDALE BROOKSTONE TERRACE LP	\$	27,500,000	REAL
WESTDALE BROOKSTONE/TERRACE LP	\$	21,500,000	REAL

WESTDALE LAKERIDGE LTD	\$	23,000,000	REAL
WESTDALE POLARIS PARTNERS	\$	19,250,000	REAL
WESTDALE POLARIS PARTNERS	\$	6,900,000	REAL
WESTDALE PPTIES AMERICA I	\$	25,250,000	REAL
WESTDALE WOODMEADE LTD	\$	37,000,000	REAL
WF AGAVE IRVING LLC	\$	2,297,870	REAL
WF AGAVE IRVING LLC	\$	9,702,130	REAL
WINGREN VILLAGE LP	\$	23,000,000	REAL
WINKLE PIONEER COURT LTD	\$	191,710	REAL
WINKLE PIONEER COURT LTD	\$	191,710	REAL
WINKLE PIONEER COURT LTD	\$	194,560	REAL
WINKLE PIONEER COURT LTD	\$	110,770	REAL
WINKLE PIONEER COURT LTD	\$	110,770	REAL
WINKLE PIONEER COURT LTD	\$	194,560	REAL
WINKLE PIONEER COURT LTD	\$	191,710	REAL
WINKLE PIONEER COURT LTD	\$	193,420	REAL
WINKLE PIONEER COURT LTD	\$	193,230	REAL
WINKLE PIONEER COURT LTD	\$	193,420	REAL
WINKLE PIONEER COURT LTD	\$	191,710	REAL
WINKLE PIONEER COURT LTD	\$	191,710	REAL
WINKLE PIONEER COURT LTD	\$	194,560	REAL
WINKLE PIONEER COURT LTD	\$	110,770	REAL
WINKLE PIONEER COURT LTD	\$	110,770	REAL
WINKLE PIONEER COURT LTD	\$	110,770	REAL
WINKLE PIONEER COURT LTD	\$	110,770	REAL
WINKLE PIONEER COURT LTD	\$	194,560	REAL
WINKLE PIONEER COURT LTD	\$	191,710	REAL
WINKLE PIONEER COURT LTD	\$	191,710	REAL
WINKLE PIONEER COURT LTD	\$	193,420	REAL
WINKLE PIONEER COURT LTD	\$	193,230	REAL
WINKLE PIONEER COURT LTD	\$	193,420	REAL
WINKLE PIONEER COURT LTD	\$	191,710	REAL
WINKLE PIONEER COURT LTD	\$	194,560	REAL
WINKLE PIONEER COURT LTD	\$	194,560	REAL
WINKLE PIONEER COURT LTD	\$	191,710	REAL
WINKLE PIONEER COURT LTD	\$	193,420	REAL
WINKLE PIONEER COURT LTD	\$	193,230	REAL
WINKLE PIONEER COURT LTD	\$	193,420	REAL
WOODSHIRE MHC LLC	\$	3,537,640	REAL
WOODSHIRE MHC LLC	\$	7,783,750	REAL
WOODSHIRE MHC LLC	\$	7,565,350	REAL
WOODWIND APARTMENTS LLC	\$	7,850,000	REAL
WW MHP INVESTMENTS LLC	\$	2,385,000	REAL
WWC LXXI LP	\$	28,000,000	REAL

WWC XLII LP	\$	36,624,920	REAL
WWC XLII LP	\$	36,625,080	REAL
Z920 THIRD STREET LLC	\$	5,700,000	REAL
ZACHARY SADEGHIAN	\$	6,470	REAL
ZACHARY SADEGHIAN	\$	4,680	REAL
ZACHARY SADEGHIAN	\$	1,020	REAL
ZACHARY SADEGHIAN	\$	23,940	REAL
ZACHARY SADEGHIAN	\$	23,700	REAL
ZACHARY SADEGHIAN	\$	7,000	REAL
ZACHARY SADEGHIAN	\$	3,100	REAL
ZACHARY SADEGHIAN	\$	6,380	REAL
ZACHARY SADEGHIAN	\$	6,380	REAL
ZACHARY SADEGHIAN	\$	105,740	REAL
ZACHARY SADEGHIAN	\$	1,370	REAL
ZACHARY SADEGHIAN	\$	183,740	REAL
ZANDER PARK BORROWER DE LLC	\$	22,950,000	REAL
TOTAL	\$	7,006,317,860	

2024 SETTLED LAWSUITS

OWNERS NAME	DCAD VALUE	SETTLED VALUE	TYPE OF PROPERTY
AREA/EY WFT LLC	\$ 10,000,000	\$ 9,257,300	REAL
CASA DEL SOL TEXAS LLC	\$ 8,725,000	\$ 7,600,000	REAL
DAYTON HUDSON CORP	\$ 5,766,970	\$ 5,715,000	REAL
HD DEVELOPMENT PPTIES, LP	\$ 5,407,500	\$ 5,275,000	REAL
JB DALLAS LLC	\$ 2,601,000	\$ 2,475,000	REAL
LOWES HOME CENTERS INC	\$ 7,210,000	\$ 7,100,000	REAL
TOTAL	\$ 39,710,470	\$ 37,422,300	

2023 ACTIVE LAWSUITS

OWNERS NAME	DCAD VALUE	TYPE OF PROPERTY
161 AIRPORT CORPORATE LLC	\$ 11,412,000	REAL
1927 BELTLINE CP LTD	\$ 2,550,000	REAL
1929 GRAUWYLER LLC	\$ 12,560,000	REAL
2200 WEST ROCHELLE LLC	\$ 8,000,000	REAL
2200 WEST ROCHELLE LLC	\$ 8,000,000	REAL
250 290 B&C LLC	\$ 36,256,000	REAL
250 290 B&C LLC	\$ 18,116,650	REAL
250 290 B&C LLC	\$ 20,383,000	REAL
2700 TRINITY SPE LLC	\$ 9,936,000	REAL
2929 PARK GROVE VNTRE LTD	\$ 20,305,000	REAL
2929 PARK GROVE VNTRE LTD	\$ 1,260,000	REAL
3429 WEST ROCHELLE LLC	\$ 19,950,000	REAL
500 EJC OFFICE OWNER LLC	\$ 29,000,000	REAL
850 LAKE CAROLYN PKWY APARTMENTS INV	\$ 60,000,000	REAL
AARON HOLDINGS LLC	\$ 1,742,810	REAL
ABRAHAM ALVIN V	\$ 2,482,020	REAL
APO IRVING LLC	\$ 7,578,880	REAL
AUTOZONE TEXAS LP	\$ 603,390	PERSONAL
AUTOZONE TEXAS LP	\$ 657,110	PERSONAL
AUTOZONE TEXAS LP	\$ 540,910	PERSONAL
AUTOZONE TEXAS LP	\$ 597,180	PERSONAL
AUTOZONE TEXAS LP	\$ 538,310	PERSONAL
AUTOZONE TEXAS LP	\$ 2,242,010	PERSONAL
BELL STACY GREETHUM TRUST THE	\$ 996,500	REAL
BELTLINE/AIRPORT FREEWAY JOINT VENTURE	\$ 3,365,260	REAL
BELTLINE/AIRPORT FREEWAY JOINT VENTURE	\$ 734,740	REAL
BELTLINE/AIRPORT FREEWAY JOINT VENTURE	\$ 7,900,000	REAL
BEST BUY STORES LP	\$ 2,300,440	PERSONAL
BETTER INC	\$ 2,835,100	REAL
BHP INVESTENTS CO	\$ 4,425,000	REAL
BLVD AL LP THE	\$ 1,778,910	REAL
BMGREI METKER LLC	\$ 9,988,000	REAL
BREIT INDUSTRIAL CANYON TX	\$ 115,390	REAL
BROWN COLINAS POINTE LLC	\$ 20,000,000	REAL
CANAL CENTR INVESTORS LLC	\$ 35,000,000	REAL
CARMAX AUTO SUPERSTORES	\$ 11,741,010	REAL
CARMAX AUTO SUPERSTORES	\$ ⁶¹ 1,025,370	REAL

CAROLYN PROPERTY OWNER LP	\$	73,000,000	REAL
CASCADE DALLAS OPERATING LLC	\$	9,500,000	REAL
CFT NV DEVELOPMENTS LLC	\$	1,221,130	REAL
CHALET APARTMENTS LLC	\$	27,600,000	REAL
CNC SPC LP	\$	8,489,220	REAL
CNC SPC LP	\$	16,760,780	REAL
COLONY MULTIFAMILY 3321 LLC THE	\$	4,975,700	REAL
COLONY MULTIFAMILY 3321 LLC THE	\$	1,693,850	REAL
COLONY MULTIFAMILY 3321 LLC THE	\$	5,081,560	REAL
COLONY MULTIFAMILY 3321 LLC THE	\$	7,198,880	REAL
COP ENTERPRISES LLC	\$	99,280	REAL
COP ENTERPRISES LLC	\$	99,280	REAL
COP ENTERPRISES LLC	\$	89,380	REAL
COP ENTERPRISES LLC	\$	99,280	REAL
COP ENTERPRISES LLC	\$	217,000	REAL
COP ENTERPRISES LLC	\$	391,800	REAL
CP 511 BUILDING LLC	\$	22,500,000	REAL
DALLAS FT WORTH PARTNERS LLC	\$	1,933,020	REAL
DALLAS FT WORTH PARTNERS LLC	\$	4,027,410	REAL
DALLAS FT WORTH PARTNERS LLC	\$	2,247,150	REAL
DALLAS METRO APARTMENTS LLC	\$	5,500,000	REAL
DELUJO EL MOROCCO LLC	\$	13,300,000	REAL
DFW AIRPORT HOSPITALITY	\$	9,900,000	REAL
DK CREST OWNER LLC	\$	69,500,000	REAL
DSJR LLC	\$	7,950,000	REAL
ESTRADA REVO LLC &	\$	33,800,000	REAL
FREEWAY LLC	\$	21,388,460	REAL
GEP SILVERTON LLC	\$	31,876,800	REAL
GREENWAY RESTAURANT	\$	9,975,000	REAL
GROUP 1 REALTY INC	\$	3,500,000	REAL
HCD DALLAS CORPORATION	\$	49,990,000	REAL
HCD DALLAS CORPORATION	\$	810,000	REAL
HKRK MGMT INC	\$	3,725,000	REAL
HKSKN MANAGERS 1 LTD	\$	3,750,000	REAL
IFCAP EVERGREEN LP	\$	90,400	REAL
IMT CAPITAL III LAKESHORE LOFTS LP	\$	69,000,000	REAL
JAHCO FAIR OAKS LP	\$	7,750,000	REAL
JARS BRITTANY 169 LLC	\$	12,600,000	REAL
JARS HEIGHTS 79 LLC	\$	1,490,510	REAL
JARS HEIGHTS 79 LLC	\$	2,384,810	REAL
JARS HEIGHTS 79 LLC	\$	3,974,680	REAL
KARAN ASSOCIATES TWO	\$	1,500,000	REAL
KARAN ASSOCIATES TWO	\$	1,600,000	REAL
KORE 125 JOHN CARPENTER LLC	\$	75,650,000	REAL
LAS COLINAS I HOLDCO LP	\$	107,334,180	REAL
LAS COLINAS II HOLDCO LP	\$ ¹⁶²	57,665,820	REAL

LEGACY REI GROUP SA LLC	\$	13,673,510	REAL
LEGACY REI GROUP SA LLC	\$	4,926,490	REAL
LION TRINITY LLC	\$	61,000,000	REAL
LPD REALTY LLC	\$	19,000,000	REAL
LRF2 TOWNE NORTH	\$	10,680,000	REAL
LRF2 TOWNE NORTH	\$	4,920,000	REAL
MAA ALLOY LLC	\$	66,700,000	REAL
MARS ROCHELLE LLC &	\$	5,550,000	REAL
MEADOW OAKS HOLDINGS LP	\$	10,483,800	REAL
MFO PPTIES LTD	\$	1,500,000	REAL
MONTEGO BAY LLC	\$	5,165,990	REAL
MONTERRA APARTMENTS LP	\$	47,850,000	REAL
OBSIDIAN SUMMER GATE OWNER	\$	20,350,000	REAL
P LURA LLC	\$	940,000	REAL
PAR CAPITAL 122 WEST LLC	\$	27,800,000	REAL
PARMA LAS COLINAS TOWERS LLC	\$	68,898,000	REAL
PARMA LAS COLINAS TOWERS LLC	\$	42,850,000	REAL
PARMA LAS COLINAS TOWERS LLC	\$	4,752,000	REAL
PBH VALLEY CREEK LLC	\$	48,950,000	REAL
PBH VALLEY RIDGE LLC	\$	51,000,000	REAL
POLO SANTIAGO	\$	6,970,000	REAL
PROVIDENT GROUP IRVING PROPERTIES LLC	\$	47,000,000	REAL
PS TEXAS HOLDINGS II LTD	\$	5,483,000	REAL
PS TEXAS HOLDINGS II LTD	\$	5,712,750	REAL
RAIBLE PLACE APARTMENTS LLC	\$	16,995,000	REAL
RAMSEY LUTHER H	\$	1,612,000	REAL
REGAL BUSINESS CENTER LLC	\$	13,963,750	REAL
REGAL BUSINESS CENTER LLC	\$	7,568,690	REAL
RICKY HOSPITALITY LLC	\$	1,770,000	REAL
ROSEMONT SUMMIT OPERATING LLC	\$	63,250,000	REAL
SAIBABA DFW LODGING LLC	\$	4,845,000	REAL
SANCHEZ THOMAS C	\$	346,500	REAL
SEDONA PARK APARTMENTS LLC	\$	36,200,000	REAL
STARCREST TEXAS PPTIES	\$	6,975,000	REAL
STATE BANK OF TEXAS	\$	9,626,240	REAL
SUN LIFE INSURANCE CO OF CANADA	\$	37,950,000	REAL
SYMONDS STEPHEN M	\$	1,634,180	REAL
TERRY INVESTMENT PROPERTY 1	\$	1,710,000	REAL
TEXAS FLORIDA CEDARS LP	\$	12,250,000	REAL
TEXAS PARK MANOR LP	\$	10,920,000	REAL
TOURO ASHER PARK DE LLC	\$	30,500,000	REAL
TOURO RUSTIC RIDGE DE LLC	\$	22,900,000	REAL
TP APARTMENTS LLC	\$	7,313,790	REAL
TP APARTMENTS LLC	\$	2,786,210	REAL
TR ATRIUM LP	\$	16,342,630	REAL
TR ATRIUM LP	\$ ¹⁶³	8,300,000	REAL

TUP CARPENTER COURT LP	\$	11,250,000	REAL
USAA REAL ESTATE CO	\$	296,390	REAL
USAA REAL ESTATE CO	\$	502,500	REAL
USAA REAL ESTATE CO	\$	5,519,970	REAL
USAA REAL ESTATE CO	\$	10,900,000	REAL
USAA REAL ESTATE CO	\$	200	REAL
USAA REAL ESTATE CO	\$	3,120	REAL
USAA REAL ESTATE CO	\$	1,770	REAL
USAA REAL ESTATE CO	\$	115,460	REAL
USAA REAL ESTATE CO	\$	15,000,000	REAL
USAA REAL ESTATE CO	\$	1,822,730	REAL
VILLAS ESTANCIA APARTMENTS LLC	\$	23,000,000	REAL
WALGREEN CO AS OWNER AND LESSEE	\$	2,445,500	REAL
WALGREEN CO AS OWNER AND LESSEE	\$	1,467,560	REAL
WALGREEN CO AS OWNER AND LESSEE	\$	3,994,340	REAL
WATER STREET OCONNOR LP	\$	2,247,370	REAL
WATER STREET OCONNOR LP	\$	108,000,000	REAL
WESTDALE BROOKSTONE/TERRACE LP	\$	20,000,000	REAL
WESTDALE BROOKSTONE/TERRACE LP	\$	26,000,000	REAL
WESTDALLE PPTIES AMERICA I	\$	22,250,000	REAL
WESTDALE WOODMEADE LTD	\$	32,250,000	REAL
WF AGAVE IRVING LLC	\$	8,765,000	REAL
WF AGAVE IRVING LLC	\$	2,313,000	REAL
WWC LXXI LP	\$	26,500,000	REAL
Z920 THIRD STREET LLC	\$	5,328,000	REAL
ZANDER PARK BORROWER DE LLC	\$	21,300,000	REAL
TOTAL	\$	2,419,334,810	

2023 SETTLED LAWSUITS

OWNERS NAME	DCAD VALUE	SETTLED VALUE	TYPE OF PROPERTY
1111 TDS APARTMENTS LLC	\$ 26,800,000	\$ 24,000,000	REAL
1500 EAST AIRPORT FREEWAY LLC	\$ 4,784,000	\$ 4,000,000	REAL
1500 EAST AIRPORT FREEWAY LLC	\$ 504,590	\$ 504,590	REAL
1500 EAST AIRPORT FREEWAY LLC	\$ 6,916,000	\$ 5,800,000	REAL
1500 EAST AIRPORT FREEWAY LLC	\$ 3,869,230	\$ 3,545,410	REAL
1500 EAST AIRPORT FREEWAY LLC	\$ 14,560,000	\$ 11,950,000	REAL
1500 EAST AIRPORT FREEWAY LLC	\$ 11,960,000	\$ 9,425,000	REAL
1500 EAST AIRPORT FREEWAY LLC	\$ 6,500,000	\$ 5,100,000	REAL
1500 EAST AIRPORT FREEWAY LLC	\$ 10,036,000	\$ 8,500,000	REAL
1500 EAST AIRPORT FREEWAY LLC	\$ 2,652,000	\$ 2,390,000	REAL
1927 EAST BELTLINE RD LLC	\$ 781,220	\$ 685,000	REAL
2010 KINWES LLC	\$ 6,300,000	\$ 4,500,000	REAL
2325 STEMMONS HOTEL PRTNRS LLC	\$ 9,675,000	\$ 8,500,000	REAL
3228 WILLOW LLC	\$ 17,700,000	\$ 16,800,000	REAL
4303 MARPOSA DRIVE	\$ 9,500,000	\$ 8,000,000	REAL
4409 MONTROSE LTD	\$ 25,160,790	\$ 24,000,000	REAL
4444 IRVING BLVD LP	\$ 4,533,400	\$ 4,150,000	REAL
4525 W PIONEER DR PROPERTY	\$ 32,000,000	\$ 29,000,000	REAL
600 LAS COLINAS OWNER LLC	\$ 74,500,000	\$ 67,700,000	REAL
7918 FERGUSON LLC	\$ 2,000,000	\$ 1,900,000	REAL
7929 BROOKRIVER SUB LLC	\$ 74,500,000	\$ 66,500,000	REAL
7929 BROOKRIVER SUB LLC	\$ 9,868,000	\$ 9,200,000	REAL
89 H A S HOTEL CORP	\$ 1,585,000	\$ 1,400,000	REAL
ABF FREIGHT SYSTEM INC	\$ 8,351,000	\$ 7,350,000	REAL
ABRAHAM SAJI PROPERTIES LLC	\$ 520,780	\$ 520,780	REAL
ABRAHAM SAJI PROPERTIES LLC	\$ 240,000	\$ 200,000	REAL
ACI REAL ESTATE SPE 155 LLC	\$ 5,995,000	\$ 5,441,000	REAL
AGAP GARLAND LLC	\$ 6,487,500	\$ 6,100,000	REAL
AGAS VENTURES LLC	\$ 243,120	\$ 190,710	REAL
AGAS VENTURES LLC	\$ 231,570	\$ 213,010	REAL
AGAS VENTURES LLC	\$ 187,240	\$ 172,230	REAL
AGAS VENTURES LLC	\$ 172,970	\$ 159,110	REAL
AGAS VENTURES LLC	\$ 213,650	\$ 196,530	REAL
AGAS VENTURES LLC	\$ 215,000	\$ 146,690	REAL
AGAS VENTURES LLC	\$ 184,300	\$ 169,530	REAL
AGAS VENTURES LLC	\$ 198,900	\$ 182,960	REAL
AGAS VENTURES LLC	\$ 188,670	\$ 173,550	REAL
AGAS VENTURES LLC	\$ 216,590	\$ 199,230	REAL
AGAS VENTURES LLC	\$ 243,150	\$ 223,660	REAL
AGAS VENTURES LLC	\$ 203,490	\$ 187,180	REAL

AGAS VENTURES LLC	\$	165,670	\$	152,390	REAL
AGAS VENTURES LLC	\$	176,710	\$	162,550	REAL
AGAS VENTURES LLC	\$	169,300	\$	155,730	REAL
AGAS VENTURES LLC	\$	182,780	\$	168,130	REAL
AGAS VENTURES LLC	\$	185,370	\$	170,520	REAL
AGRE WILLIAMS SQUARE HOLDINGS LLC	\$	65,363,100	\$	56,342,380	REAL
AGRE WILLIAMS SQUARE HOLDINGS LLC	\$	9,609,430	\$	8,283,240	REAL
AGRE WILLIAMS SQUARE HOLDINGS LLC	\$	63,795,210	\$	56,000,670	REAL
AGRE WILLIAMS SQUARE HOLDINGS LLC	\$	114,122,260	\$	99,373,710	REAL
AIGGRE TX HOTEL LAS COLINAS OWNER	\$	12,475,000	\$	11,400,000	REAL
ALC APARTMENTS LLC	\$	59,600,000	\$	54,000,000	REAL
ALESIO GARDEN &	\$	143,500,000	\$	121,250,000	REAL
ANGEL HOSPITALITY VIII LLC	\$	1,200,000	\$	1,200,000	REAL
AREA/EY WFT LLC	\$	10,680,520	\$	9,257,300	REAL
ASHDOW DIALYSIS LLC	\$	2,250,000	\$	2,025,000	REAL
BELTLINE & GRANDE LTD PS	\$	13,000,000	\$	11,100,000	REAL
BELTLINE VILLAGE PARTNERS	\$	8,208,300	\$	7,250,000	REAL
BIO WORLD MERCHANDISING INC	\$	14,439,440	\$	13,900,000	PERSONAL
BMGREI ESTERS LLC	\$	12,065,630	\$	11,362,500	REAL
BMGREI ESTERS LLC	\$	30,834,370	\$	29,037,500	REAL
BRE KNIGHT SH TX OWNER LLC	\$	4,100,000	\$	3,700,000	REAL
BUDHWANI & VIRANI INC	\$	5,060,000	\$	4,543,000	REAL
CAD ASSETS LLC	\$	3,600,000	\$	3,200,000	REAL
CANTEX GRAUWYLER LLC	\$	2,299,100	\$	2,299,100	REAL
CANTEX GRAUWYLER LLC	\$	12,585,630	\$	10,500,000	REAL
CAVADIAN PROPERTIES LLC	\$	306,370	\$	251,190	REAL
CCP MILLBROOK 1678 LLC	\$	5,200,000	\$	4,950,000	REAL
CHATHEAU AT WILDBRIAR LP	\$	17,000,000	\$	12,500,000	REAL
CHICK FIL A INC	\$	847,050	\$	762,350	PERSONAL
CHICK FIL A INC	\$	951,620	\$	886,210	REAL
COLE CV DUNCANVILLE TX LP	\$	1,900,000	\$	1,843,000	REAL
COLE CV DUNCANVILLE TX LP	\$	2,388,750	\$	2,108,000	REAL
COLE CV DUNCANVILLE TX LP	\$	1,902,900	\$	1,902,900	REAL
COLINAS RANCH APARTMENTS LLC	\$	19,850,000	\$	14,000,000	REAL
COLUMBIA PROPERTIES	\$	45,500,000	\$	39,000,000	REAL
CORSAIR IRVING OWNER LLC	\$	29,000,000	\$	25,000,000	REAL
COTTONWOOD LANE PROPERTIES LLC	\$	8,985,260	\$	8,500,000	REAL
CREEKWOOD APTS LLC	\$	26,646,920	\$	24,000,000	REAL
CRESTVIEW STONEHILL LLC	\$	28,000,000	\$	25,500,000	REAL
CROSS COURT TEXAS LLC	\$	1,260,000	\$	1,225,000	REAL
DAYTON HUDSON CORP	\$	5,715,000	\$	5,599,000	REAL
DEVA CORPORATION	\$	6,050,000	\$	5,700,000	REAL
DILLARDS TEXAS CENTRAL LLC	\$	2,271,100	\$	1,953,140	PERSONAL
DLC HOTEL OWNER LLC	\$	950,610	\$	950,610	REAL
DLC HOTEL OWNER LLC	\$	73,678,650	\$	70,178,650	REAL
DLC HOTEL OWNER LLC	\$	370,740	\$	370,740	REAL
DOGWOOD PROPCO TX II LP	\$	12,343,360	\$	10,000,000	REAL
DRIVER RE IRVING LLC	\$	466,610	\$	400,000	REAL
EAGLE CREST BORROWER LLC	\$	33,602,680	\$	31,281,250	REAL

EAGLE CREST BORROWER LLC	\$	24,297,320	\$	22,618,750	REAL
EL PRIMERO EXPRESS LP	\$	4,750,000	\$	4,150,000	REAL
EMERALD POINT APARTMENTS	\$	5,770	\$	5,770	REAL
EMERALD POINT APARTMENTS	\$	7,552,710	\$	6,744,230	REAL
EPC WESTGATE LLC	\$	5,586,600	\$	4,842,000	REAL
EPC WESTGATE LLC	\$	6,085,400	\$	5,274,000	REAL
EPC WESTGATE LLC	\$	29,440,000	\$	27,666,000	REAL
EPC WESTGATE LLC	\$	12,788,000	\$	12,018,000	REAL
ESD DFW SOUTH 2011 LP	\$	28,000,000	\$	21,500,000	REAL
ESTRADA 180 LLC	\$	19,500,000	\$	16,250,000	REAL
ESTRADA LUXURY APARTMENTS LLC	\$	27,000,000	\$	25,000,000	REAL
FIVF III TX2 LLC	\$	13,000,000	\$	10,750,000	REAL
GL MARBLETREE LLC	\$	33,675,000	\$	30,750,000	REAL
GL MARBLETREE LLC	\$	11,225,000	\$	10,250,000	REAL
GLENRIDGE HOSPITALITY LP	\$	10,389,870	\$	9,127,380	REAL
GLENRIDGE HOSPITALITY LP	\$	310,140	\$	310,140	REAL
GLENRIDGE HOSPITALITY LP	\$	13,750,000	\$	12,400,000	REAL
GRANITE CIMARRON MEADOWS LLC	\$	9,639,510	\$	7,595,000	REAL
H&B DEVELOPMENT AND	\$	825,000	\$	775,000	REAL
HD DEVELOPMENT PPTIES LP	\$	5,350,000	\$	5,250,000	REAL
HIGHLAND CREST LTD	\$	25,000,000	\$	23,700,000	REAL
HILLTOPPER APARTMENTS IRVING LLC	\$	7,418,230	\$	6,250,000	REAL
IFCAP EVERGREEN LP	\$	57,300	\$	45,840	REAL
IFCAP EVERGREEN LP	\$	62,200	\$	49,760	REAL
IFCAP EVERGREEN LP	\$	62,200	\$	49,760	REAL
IFCAP EVERGREEN LP	\$	57,300	\$	45,840	REAL
IFCAP EVERGREEN LP	\$	62,200	\$	49,760	REAL
IFCAP EVERGREEN LP	\$	62,200	\$	49,760	REAL
IFCAP EVERGREEN LP	\$	70,600	\$	56,480	REAL
IFCAP EVERGREEN LP	\$	70,600	\$	56,480	REAL
IFCAP EVERGREEN LP	\$	62,200	\$	49,760	REAL
IFCAP EVERGREEN LP	\$	57,300	\$	45,840	REAL
IFCAP EVERGREEN LP	\$	62,200	\$	49,760	REAL
IFCAP EVERGREEN LP	\$	70,600	\$	56,480	REAL
IFCAP EVERGREEN LP	\$	57,300	\$	45,840	REAL
IFCAP EVERGREEN LP	\$	62,200	\$	49,760	REAL
IFCAP EVERGREEN LP	\$	62,200	\$	49,760	REAL
IFCAP EVERGREEN LP	\$	70,600	\$	56,480	REAL
IFCAP EVERGREEN LP	\$	70,600	\$	56,480	REAL
IFCAP EVERGREEN LP	\$	57,300	\$	45,840	REAL
IFCAP EVERGREEN LP	\$	62,200	\$	49,760	REAL
IFCAP EVERGREEN LP	\$	62,200	\$	49,760	REAL
IFCAP EVERGREEN LP	\$	70,600	\$	56,480	REAL
IFCAP EVERGREEN LP	\$	70,600	\$	56,480	REAL
IFCAP EVERGREEN LP	\$	57,300	\$	45,840	REAL
IFCAP EVERGREEN LP	\$	62,200	\$	49,760	REAL
IFCAP EVERGREEN LP	\$	62,200	\$	49,760	REAL
IFCAP EVERGREEN LP	\$	70,600	\$	56,480	REAL
IFCAP EVERGREEN LP	\$	70,600	\$	56,480	REAL
IFCAP EVERGREEN LP	\$	57,300	\$	45,840	REAL
IFCAP EVERGREEN LP	\$	62,200	\$	49,760	REAL
IFCAP EVERGREEN LP	\$	62,200	\$	49,760	REAL
IFCAP EVERGREEN LP	\$	70,600	\$	56,480	REAL
IFCAP EVERGREEN LP	\$	70,600	\$	56,480	REAL
IFCAP EVERGREEN LP	\$	57,300	\$	45,840	REAL
IFCAP EVERGREEN LP	\$	62,200	\$	49,760	REAL
IFCAP EVERGREEN LP	\$	62,200	\$	49,760	REAL
IFCAP EVERGREEN LP	\$	70,600	\$	56,480	REAL
IFCAP EVERGREEN LP	\$	70,600	\$	56,480	REAL

JDFW II LLC	\$	89,000,000	\$	80,500,000	REAL
JDFW LLC	\$	60,500,000	\$	57,200,000	REAL
JORDAN KATZ AVALON LLC	\$	32,500,000	\$	29,800,000	REAL
KROGER TEXAS LP	\$	4,100,000	\$	4,077,580	REAL
KROGER TEXAS LP	\$	1,575,000	\$	1,540,130	REAL
KROGER TEXAS LP	\$	11,680,630	\$	11,245,270	REAL
KROGER TEXAS LP	\$	1,800,000	\$	1,781,520	REAL
KROGER TEXAS LP	\$	960,000	\$	950,260	REAL
LADERA RANCH LLC	\$	29,750,000	\$	27,160,000	REAL
LAKE FOREST VALLEY HOLDINGS LLC	\$	4,485,530	\$	4,169,060	REAL
LAKE FOREST VALLEY HOLDINGS LLC	\$	6,291,390	\$	5,630,940	REAL
LAKE WORTH HOTEL CORP	\$	3,750,000	\$	3,300,000	REAL
LBH LAS COLINAS PLAZA LLC	\$	26,300,000	\$	25,000,000	REAL
LION NORTHGATE LLC &	\$	24,000,000	\$	22,000,000	REAL
LION WOODCHASE CLARENDON LLC	\$	23,232,000	\$	21,293,230	REAL
LION WOODCHASE CLARENDON LLC	\$	8,954,000	\$	8,206,770	REAL
LOONEY FAMILY 2014 TRUST THE	\$	2,217,330	\$	1,600,000	REAL
LOONEY FAMILY 2014 TRUST THE	\$	1,073,070	\$	700,000	REAL
LOOP HOTEL INC	\$	1,085,000	\$	950,000	REAL
LOWEN TRINITY MILLS	\$	12,375,000	\$	10,500,000	REAL
LOWEN TRINITY MILLS	\$	197,830	\$	197,830	REAL
LOWES HOME CENTERS INC	\$	7,200,000	\$	7,000,000	REAL
MA LEG PARTNERS 6	\$	205,000	\$	183,690	REAL
MA LEG PARTNERS 6	\$	133,470	\$	133,200	REAL
MACARTHUR PLACE	\$	29,346,150	\$	27,878,840	REAL
MACARTHUR PLACE	\$	25,153,850	\$	23,896,160	REAL
MALL GROUND PORTFOLIO LLC	\$	41,500,000	\$	21,005,140	REAL
MALL GROUND PORTFOLIO LLC	\$	2,050,000	\$	1,600,000	REAL
MALL GROUND PORTFOLIO LLC	\$	4,850,000	\$	3,900,000	REAL
MALL GROUND PORTFOLIO LLC	\$	193,440	\$	193,440	REAL
MALL GROUND PORTFOLIO LLC	\$	1,301,420	\$	1,301,420	REAL
MARABELLA APARTMENTS II	\$	30,651,570	\$	28,337,350	REAL
MARABELLA APARTMENTS II	\$	34,248,430	\$	31,662,650	REAL
MCDAVID IRVING HON LLC	\$	3,600,000	\$	2,430,000	REAL
MCDAVID IRVING HON LLC	\$	51,860	\$	51,860	REAL
MCDAVID IRVING HON LLC	\$	2,800,000	\$	2,115,000	REAL
MCDAVID IRVING HON LLC	\$	4,525,000	\$	3,378,000	REAL
MCDAVID IRVING HON LLC	\$	6,725,000	\$	4,945,000	REAL
MEADOW CREEK RANCH MHC LLC	\$	6,227,770	\$	4,950,000	REAL
MEADOW CREEK RANCH MHC LLC	\$	3,115,880	\$	2,900,000	REAL
MM COURTYARDS LLC	\$	19,500,000	\$	18,000,000	REAL
MPG TEXAS 1 LLC	\$	14,650,000	\$	12,400,000	REAL
NEPTUNE VENTURES LLC	\$	300,000	\$	280,000	REAL
NEPTUNE VENTURES LLC	\$	237,560	\$	225,000	REAL
NEPTUNE VENTURES LLC	\$	283,950	\$	270,000	REAL
NEPTUNE VENTURES LLC	\$	317,940	\$	300,000	REAL
NEWPORT APARTMENTS PROPERTY OWNER L	\$	33,000,000	\$	24,000,000	REAL
NL ASSETS LANDEN DE LLC	\$	17,160,000	\$	16,000,000	REAL
NLP TEXAS ONE LLC	\$	62,687,840	\$	46,500,000	REAL

NLP TEXAS ONE LLC	\$	58,900,000	\$	56,000,000	REAL
NORTH TEXAS FAMILY	\$	11,750,000	\$	11,000,000	REAL
NORTHGATE CONSOLIDATED	\$	4,937,900	\$	4,600,000	REAL
NORTHWEST PARK ASSOC	\$	7,480,470	\$	6,699,250	REAL
NORTHWEST PARK ASSOC	\$	11,669,530	\$	10,450,750	REAL
OAKWAY MANOR LLC	\$	6,540,170	\$	5,700,000	REAL
OMNINET FOXBOROUGH LP	\$	33,244,440	\$	28,373,330	REAL
OMNINET FOXBOROUGH LP	\$	13,505,560	\$	11,526,670	REAL
PARRISH MICHAEL R & ANGELA R	\$	1,591,500	\$	1,475,000	REAL
PATEL MADAN &	\$	1,157,240	\$	1,050,000	REAL
PERFECT & COMFORT LIVING LLC	\$	4,000,000	\$	3,600,000	REAL
PERFECT AND MODERN TEAM LLC	\$	3,250,000	\$	3,000,000	REAL
PETCO ANIMAL SUPPLIES INC	\$	376,310	\$	331,150	REAL
PH IRVING LLC	\$	3,850,000	\$	3,550,000	PERSONAL
PL LASCO OWNER LLC	\$	88,250,000	\$	84,000,000	REAL
PPF AMLI 1050 LAKE CAROLYN PARKWAY LLC	\$	63,500,000	\$	59,500,000	REAL
PPF AMLI 777 LAKE CAROLYN PARKWAY	\$	96,675,000	\$	84,000,000	REAL
PRIME US TOWER AT LAKE CAROLYN	\$	66,950,000	\$	61,900,000	REAL
PROMENADE TX PARTNERS LLC	\$	73,000,000	\$	67,000,000	REAL
PROPERTY RESERVE INC	\$	72,972,820	\$	68,472,820	REAL
PS LPT PROPERTIES INVESTORS	\$	3,404,010	\$	3,000,000	REAL
RAMSEY LUTHER HAROLD	\$	812,800	\$	750,000	REAL
RESIDENCE AT SURROUND	\$	36,300,000	\$	34,500,000	REAL
RESIDENCES NORTHGATE LLC	\$	45,270,000	\$	32,500,000	REAL
ROCHELLE PLACE LP	\$	11,100,000	\$	9,085,000	REAL
ROCK ISLAND IRVING LLC	\$	17,000,000	\$	15,700,000	REAL
RSP RIDGEVIEW PLACE	\$	30,833,330	\$	29,266,660	REAL
RSP RIDGEVIEW PLACE	\$	15,416,670	\$	14,633,340	REAL
SANDLIAN COLBY B &	\$	3,202,500	\$	3,100,000	REAL
SAVOY DALLAS HOTELS LLC	\$	8,700,000	\$	7,200,000	REAL
SCP 2002D 4 LLC	\$	2,062,510	\$	2,018,000	REAL
SCP 2002D 4 LLC	\$	124,800	\$	124,800	REAL
SEJ PROPERTIES LP	\$	650,540	\$	640,000	REAL
SEJ PROPERTIES LP	\$	8,304,220	\$	7,800,000	REAL
SEJ PROPERTIES LP	\$	4,100,000	\$	4,100,000	REAL
SEJ PROPERTIES LP	\$	2,465,840	\$	2,400,000	REAL
SEJ PROPERTIES LP	\$	2,273,550	\$	1,500,000	REAL
SEJ PROPERTIES LP	\$	1,850,000	\$	1,250,000	REAL
SEJ PROPERTIES LP	\$	1,010,670	\$	650,000	REAL
SFS PROPERTIES LLC	\$	4,169,180	\$	3,950,000	REAL
SOUTHERN STAR LAS COLINAS LP	\$	15,400,000	\$	13,087,000	REAL
SPANISH HAVEN REDEVELOPMENT	\$	13,000,000	\$	10,500,000	REAL
STAINBACK RAYMOND F JR	\$	4,580,000	\$	4,250,000	REAL
STARCORE CR	\$	19,850,000	\$	19,850,000	REAL
STATE BANK OF TEXAS	\$	2,245,000	\$	1,900,000	REAL
TERRA FUNDING-URBAN TOWERS LLC	\$	12,252,330	\$	12,252,330	REAL
TERRA FUNDING-URBAN TOWERS LLC	\$	145,247,670	\$	128,247,670	REAL
TEXAS FOUR PPTIES LLC	\$	14,950,000	\$	12,500,000	REAL
TEXAS SFI PARTNERSHIP 37 LTD	\$	41,440,000	\$	38,000,000	REAL

170

TMIF II BRIDGEPORT LP	\$	32,500,000	\$	29,800,000	REAL
TNP IRVING SQUARE DST	\$	2,750,000	\$	2,750,000	REAL
TOYOTA OF IRVING LTD	\$	630,000	\$	625,000	REAL
TOYOTA OF IRVING LTD	\$	14,500,000	\$	11,175,000	REAL
TSCA 222 LIMITED PS	\$	5,625,000	\$	5,000,000	REAL
TX 2800 VALLEY VIEW LN DE LLC	\$	21,542,090	\$	20,250,000	REAL
UNITED RENTALS AS LESSEE	\$	4,897,250	\$	4,150,000	REAL
VBAPT LLC	\$	17,250,000	\$	15,250,000	REAL
VELAZQUEZ CELIA &	\$	1,641,600	\$	1,425,000	REAL
VILLAGE ON WEST IRVING LLC	\$	11,000,000	\$	8,830,000	REAL
WALMART REAL ESTATE	\$	10,967,000	\$	10,967,000	REAL
WALNUT HLL TX PARTNERS LLC	\$	73,500,000	\$	62,000,000	REAL
WESTDALE LAKERIDGE LTD	\$	20,500,000	\$	18,000,000	REAL
WESTDALE POLARIS PARTNERS	\$	18,650,000	\$	16,425,000	REAL
WESTDALE POLARIS PARTNERS	\$	6,250,000	\$	5,600,000	REAL
WINGREN VILLAGE LP	\$	20,500,000	\$	18,400,000	REAL
WOODSHIRE MHC LLC	\$	75,000	\$	75,000	REAL
WOODSHIRE MHC LLC	\$	75,000	\$	75,000	REAL
WOODSHIRE MHC LLC	\$	2,952,800	\$	2,535,260	REAL
WOODSHIRE MHC LLC	\$	6,581,230	\$	5,646,000	REAL
WOODSHIRE MHC LLC	\$	6,473,550	\$	5,646,000	REAL
WOODWIND APARTMENTS LLC	\$	6,750,000	\$	6,000,000	REAL
WWC XLII LP	\$	31,875,000	\$	29,750,000	REAL
WWC XLII LP	\$	31,875,000	\$	29,750,000	REAL
ZAPANTA ALBERT & UNITED STATES MEXICO	\$	716,430	\$	716,430	REAL

TOTAL	\$	3,844,185,910	\$	3,405,275,880	
--------------	----	---------------	----	---------------	--

2022 ACTIVE LAWSUITS

OWNERS NAME	DCAD VALUE	TYPE OF PROPERTY
AARON HOLDINGS LLC	\$ 2,032,310	REAL
IFCAP EVERGREEN LP	\$ 90,400	REAL
LAS COLINAS SURGERY	\$ 1,400,000	REAL
RAMSEY LUTHER H	\$ 1,526,560	REAL
REGAL BUSINESS CENTER LLC	\$ 13,513,300	REAL
REGAL BUSINESS CENTER LLC	\$ 7,568,590	REAL
VILLAS ESTANCIA APARTMENTS LLC	\$ 25,000,000	REAL
TOTAL	\$ 51,131,160	

2022 SETTLED LAWSUITS

OWNERS NAME	DCAD VALUE	SETTLED VALUE	TYPE OF PROPERTY
1031 NORTH STORY E 1 H LLC &	\$ 4,400,000	\$ 4,100,000	REAL
1111 TDS APARTMENTS LLC	\$ 23,500,000	\$ 19,500,000	REAL
1212 IRVING LLC	\$ 11,000,000	\$ 9,800,000	REAL
1500 EAST AIRPORT FREEWAY LLC	\$ 3,720,410	\$ 3,400,000	REAL
1500 EAST AIRPORT FREEWAY LLC	\$ 14,000,000	\$ 11,000,000	REAL
1500 EAST AIRPORT FREEWAY LLC	\$ 4,600,000	\$ 3,670,000	REAL
1500 EAST AIRPORT FREEWAY LLC	\$ 2,550,000	\$ 2,300,000	REAL
1500 EAST AIRPORT FREEWAY LLC	\$ 6,250,000	\$ 4,650,000	REAL
1500 EAST AIRPORT FREEWAY LLC	\$ 9,650,000	\$ 8,000,000	REAL
1500 EAST AIRPORT FREEWAY LLC	\$ 11,500,000	\$ 8,800,000	REAL
1500 EAST AIRPORT FREEWAY LLC	\$ 6,650,000	\$ 5,400,000	REAL
1500 EAST AIRPORT FREEWAY LLC	\$ 504,590	\$ 504,590	REAL
2010 KINWEST LLC	\$ 6,175,000	\$ 5,250,000	REAL
2325 STEMMONS HOTEL PTNRS LLC	\$ 8,000,000	\$ 7,750,000	REAL
250 290 B&C LLC	\$ 34,530,280	\$ 32,737,380	REAL
250 290 B&C LLC	\$ 17,253,980	\$ 16,358,110	REAL
250 290 B&C LLC	\$ 19,412,450	\$ 18,404,510	REAL
300 320 DECKER LLC	\$ 9,868,100	\$ 8,982,000	REAL
3228 WILLOW LLC	\$ 16,416,000	\$ 14,100,000	REAL
33-RENAL CENTER OF NORTH DALLAS	\$ 2,100,000	\$ 2,025,000	REAL
3801 NORTH BELT LINE ROAD	\$ 17,750,000	\$ 16,500,000	REAL
4303 MARIPOSA DRIVE	\$ 8,455,000	\$ 7,800,000	REAL
4409 MONTROSE LTD	\$ 23,282,000	\$ 21,000,000	REAL
4525 W PIONEER DR PROPERTY	\$ 33,000,000	\$ 27,000,000	REAL
500 EJC OFFICE OWNER LLC	\$ 27,300,000	\$ 25,100,000	REAL
600 LAS COLINAS OWNER LLC	\$ 74,750,000	\$ 72,400,000	REAL
692 LAKE CAROLYN PARKWAY	\$ 58,760,000	\$ 56,518,000	REAL
7918 FERGUSON LLC	\$ 1,889,070	\$ 1,850,000	REAL
850 LAKE CAROLYN PKWY APARTMENTS INC	\$ 53,250,000	\$ 50,500,000	REAL
89 H A S HOTEL CORP	\$ 1,260,000	\$ 1,150,000	REAL
ABF FREIGHT SYSTEMS INC	\$ 7,000,000	\$ 6,400,000	REAL
ABRAHAM ALVIN V	\$ 2,987,630	\$ 2,688,870	REAL
ADDISON HOTELS LP	\$ 5,400,000	\$ 4,950,000	REAL
AGAP GARLAND LLC	\$ 6,985,000	\$ 5,838,360	REAL
AGAS VENTURES LLC	\$ 169,300	\$ 151,640	REAL
AGAS VENTURES LLC	\$ 182,780	\$ 163,720	REAL
AGAS VENTURES LLC	\$ 207,320	\$ 185,700	REAL
AGAS VENTURES LLC	\$ 185,370	\$ 166,040	REAL
AGAS VENTURES LLC	\$ 176,710	\$ 158,280	REAL
AGAS VENTURES LLC	\$ 231,570	\$ 207,420	REAL
AGAS VENTURES LLC	\$ 184,300	\$ 165,080	REAL
AGAS VENTURES LLC	\$ 198,900	\$ 178,160	REAL
AGAS VENTURES LLC	\$ 188,670	\$ 168,990	REAL
AGAS VENTURES LLC	\$ 216,590	\$ 194,000	REAL
AGAS VENTURES LLC	\$ 187,240	\$ 167,710	REAL
AGAS VENTURES LLC	\$ 172,970	\$ 154,930	REAL
AGAS VENTURES LLC	\$ 213,650	\$ 191,370	REAL
AGAS VENTURES LLC	\$ 159,470	\$ 142,840	REAL

OWNERS NAME	DCAD VALUE	SETTLED VALUE	TYPE OF PROPERTY
AGAS VENTURES LLC	\$ 243,150	\$ 217,790	REAL
AGAS VENTURES LLC	\$ 203,490	\$ 182,270	REAL
AGAS VENTURES LLC	\$ 165,670	\$ 148,390	REAL
AGRE WILLIAMS SQUARE HOLDINGS LLC	\$ 108,705,190	\$ 98,373,710	REAL
AGRE WILLIAMS SQUARE HOLDINGS LLC	\$ 62,259,620	\$ 56,342,380	REAL
AGRE WILLIAMS SQUARE HOLDINGS LLC	\$ 9,153,170	\$ 8,283,240	REAL
AGRE WILLIAMS SQUARE HOLDINGS LLC	\$ 61,882,020	\$ 56,000,670	REAL
AIGGRE TX HOTEL LAS COLINAS OWNER	\$ 7,692,500	\$ 6,870,000	REAL
ALAMO DRAFTHOUSE CINEMA	\$ 1,315,880	\$ 1,088,750	PERSONAL
ALC APARTMENTS LLC	\$ 53,250,000	\$ 51,000,000	REAL
ALDEN SHORT	\$ 147,760	\$ 87,480	REAL
ALDEN SHORT	\$ 175,530	\$ 137,480	REAL
ALDEN SHORT	\$ 220,280	\$ 213,030	REAL
ALESIO GARDEN &	\$ 139,000,000	\$ 116,608,000	REAL
ANGEL HOSPITALITY VIII LLC	\$ 5,000,000	\$ 4,900,000	REAL
ANGEL HOSPITALITY VIII LLC	\$ 1,354,500	\$ 1,173,900	REAL
AREA/EY WFT LLC	\$ 10,000,000	\$ 8,800,000	REAL
ARMSTRONG GUADALUPE LP	\$ 1,628,830	\$ 1,628,830	REAL
ASBURY AUTOMOTIVE GROUP	\$ 5,900,000	\$ 4,700,000	REAL
ASBURY AUTOMOTIVE GROUP	\$ 51,860	\$ 51,860	REAL
ASBURY AUTOMOTIVE GROUP	\$ 2,600,000	\$ 2,000,000	REAL
ASBURY AUTOMOTIVE GROUP	\$ 4,200,000	\$ 3,200,000	REAL
ASBURY AUTOMOTIVE GROUP	\$ 3,200,000	\$ 2,300,000	REAL
ASHER PARK IRVING LP	\$ 27,000,000	\$ 22,900,000	REAL
BELL STACY GREETHUM TRUST THE	\$ 938,150	\$ 900,000	REAL
BELTLINE & GRANDE LTD	\$ 11,500,000	\$ 10,600,000	REAL
BELTLINE/AIRPORT FREEWAY JOINT VENTUF	\$ 3,217,350	\$ 2,800,000	REAL
BELTLINE/AIRPORT FREEWAY JOINT VENTUF	\$ 720,610	\$ 700,000	REAL
BELTLINE/AIRPORT FREEWAY JOINT VENTUF	\$ 7,836,860	\$ 6,500,000	REAL
BELTLINE VILLAGE PARTNERS	\$ 7,211,000	\$ 6,950,000	REAL
BETTER INC	\$ 2,750,000	\$ 2,365,000	REAL
BHP INVESTMENTS CO	\$ 3,800,000	\$ 3,400,000	REAL
BLVD AL LP THE	\$ 1,622,460	\$ 1,547,000	REAL
BRE KNIGHT SH TX OWNER LLC	\$ 4,105,500	\$ 3,689,000	REAL
BRE KNIGHT SH TX OWNER LLC	\$ 1,459,500	\$ 1,311,000	REAL
BREIT INDUSTRIAL CANYON TX	\$ 115,390	\$ 115,390	REAL
BREIT INDUSTRIAL CANYON TX	\$ 11,134,220	\$ 8,000,000	REAL
BROWN COLINAS POINTE LLC	\$ 18,500,000	\$ 16,900,000	REAL
BW ZANDER PARK LLC	\$ 18,600,000	\$ 15,600,000	REAL
CAD ASSETS LLC	\$ 2,500,000	\$ 2,200,000	REAL
CANAL CENTRE INVESTORS LLC	\$ 35,000,000	\$ 33,000,000	REAL
CARE INN	\$ 15,800,000	\$ 13,000,000	REAL
CARMAX AUTO SUPERSTORES	\$ 11,250,000	\$ 8,474,630	REAL
CARMAX AUTO SUPERSTORES	\$ 1,025,370	\$ 1,025,370	REAL
CAROLYN PROPERTY OWNER LP	\$ 67,181,400	\$ 57,500,000	REAL
CEDAR CREST OF IRVING LLC	\$ 2,500,000	\$ 2,250,000	REAL
CENTERPOINT PROPERTIES TRUST	\$ 66,270,000	\$ 22,200,000	REAL
CFT NV DEVELOPMENTS LLC	\$ 1,080,000	\$ 900,000	REAL
CHALET APARTMENTS LLC	\$ 24,500,000	\$ 22,500,000	REAL
CHATHEAU AT WILDBRIAR LP	\$ 14,700,000	\$ 11,200,000	REAL
CHEP USA	\$ 647,510	\$ 647,510	PERSONAL
CHICK FIL A INC	\$ 906,300	\$ 860,000	REAL

OWNERS NAME	DCAD VALUE	SETTLED VALUE	TYPE OF PROPERTY
CHIPOTLE MEXICAN GRILL INC	\$ 673,660	\$ 650,000	REAL
CL II LLC	\$ 4,800,000	\$ 3,875,000	REAL
COLE CV RICHARDSON TX LLC	\$ 1,847,480	\$ 1,829,360	REAL
COLINAS RANCH APARTMENTS LLC	\$ 17,750,000	\$ 12,685,000	REAL
COLONY MULTIFAMILY 3321 LLC THE	\$ 4,418,000	\$ 3,833,510	REAL
COLONY MULTIFAMILY 3321 LLC THE	\$ 1,530,050	\$ 1,305,020	REAL
COLONY MULTIFAMILY 3321 LLC THE	\$ 4,531,840	\$ 3,915,070	REAL
COLONY MULTIFAMILY 3321 LLC THE	\$ 6,420,110	\$ 5,546,400	REAL
COLUMBIA PROPERTIES	\$ 29,500,000	\$ 24,500,000	REAL
CP 511 BUILDING LLC	\$ 21,493,600	\$ 17,500,000	REAL
CP II CRESTVIEW LP	\$ 37,850,000	\$ 30,250,000	REAL
CREEKWOOD APTS LLC	\$ 23,000,000	\$ 20,750,000	REAL
CRESTVIEW STONEHILL LLC	\$ 24,700,000	\$ 21,000,000	REAL
CROSS COURT TEXAS LLC	\$ 1,285,090	\$ 1,200,000	REAL
CROSSINGSATIRVING RUBY	\$ 16,550,000	\$ 15,000,000	REAL
CVS	\$ 2,319,170	\$ 2,007,900	REAL
CVS AS LESSEE	\$ 2,002,440	\$ 1,959,460	REAL
CVS AS LESSEE	\$ 1,794,690	\$ 1,754,850	REAL
DALLAS FT WORTH PARTNERS LLC	\$ 1,949,000	\$ 1,798,020	REAL
DALLAS FT WORTH PARTNERS LLC	\$ 1,670,570	\$ 1,541,160	REAL
DALLAS FT WORTH PARTNERS LLC	\$ 3,480,430	\$ 3,210,820	REAL
DALLAS METRO APARTMENTS LLC	\$ 4,828,000	\$ 4,250,000	REAL
DELUJO EL MOROCCO LLC	\$ 11,500,000	\$ 10,500,000	REAL
DEVA CORPORATION	\$ 4,500,000	\$ 4,125,000	REAL
DFW JOSEPH INVESTMENTS LLC	\$ 14,059,720	\$ 12,500,000	REAL
DFW TOWER VILLIAGE LP	\$ 11,193,730	\$ 10,571,860	REAL
DFW TOWER VILLIAGE LP	\$ 15,806,280	\$ 14,928,150	REAL
DILLARDS PROPERTIES INC	\$ 5,000,000	\$ 4,750,000	REAL
DILLARDS TEXAS CENTRAL LLC	\$ 2,549,040	\$ 2,134,800	PERSONAL
DK CREST OWNER LLC	\$ 62,000,000	\$ 60,000,000	REAL
DOGWOOD PROPCO TX II LP	\$ 10,700,000	\$ 8,000,000	REAL
DP WPC TX LLC AND DP WPC TX	\$ 11,158,950	\$ 10,856,860	REAL
DP WPC TX LLC AND DP WPC TX	\$ 1,969,340	\$ 1,969,340	REAL
DP WPC TX LLC AND DP WPC TX	\$ 173,800	\$ 173,800	REAL
DRIVR RE IRVING LLC	\$ 6,100,000	\$ 5,800,000	REAL
DRIVER RE IRVING LLC	\$ 435,600	\$ 400,000	REAL
EAGLE CREST BORROWER LLC	\$ 29,540,180	\$ 26,696,430	REAL
EAGLE CREST BORROWER LLC	\$ 21,359,820	\$ 19,303,570	REAL
EL PRIMERO EXPRESS LP	\$ 3,675,000	\$ 3,400,000	REAL
EMERALD POINT APARTMENT	\$ 5,770	\$ 5,770	REAL
EMERALD POINT APARTMENT	\$ 6,894,230	\$ 6,194,230	REAL
ESD DFW SOUTH 2011 LP	\$ 19,000,000	\$ 17,000,000	REAL
ESTRADA LUXURY APARTMENTS LLC	\$ 27,000,000	\$ 23,500,000	REAL
ESTRADA REVO LLC &	\$ 24,950,000	\$ 22,350,000	REAL
EX DALLAS LP	\$ 56,500,000	\$ 53,463,000	REAL
EX DALLAS LP	\$ 370,740	\$ 370,740	REAL
EX DALLAS LP	\$ 8,629,270	\$ 8,166,260	REAL
GEP SILVERTON LLC	\$ 27,840,000	\$ 25,500,000	REAL
GL MARBLETREE LLC	\$ 31,200,000	\$ 27,331,200	REAL
GL MARBLETREE LLC	\$ 10,400,000	\$ 9,110,400	REAL
GOLDEN RAM LLC	\$ 155,560	\$ 155,560	REAL
GOLDEN RAM LLC	\$ 901,740	\$ 901,740	REAL

OWNERS NAME	DCAD VALUE	SETTLED VALUE	TYPE OF PROPERTY
KARAN ASSOCIATES TWO	\$ 1,435,000	\$ 1,262,610	REAL
KEVLIN JAMES M &	\$ 537,000	\$ 537,000	REAL
KHOSROW SADEGHIAN	\$ 112,170	\$ 85,000	REAL
KHOSROW SADEGHIAN	\$ 183,740	\$ 150,000	REAL
KHOSROW SADEGHIAN	\$ 1,370	\$ 1,370	REAL
KHOSROW SADEGHIAN	\$ 7,000	\$ 7,000	REAL
KHOSROW SADEGHIAN	\$ 23,700	\$ 20,000	REAL
KHOSROW SADEGHIAN	\$ 23,940	\$ 23,940	REAL
KHOSROW SADEGHIAN	\$ 1,020	\$ 1,020	REAL
KHOSROW SADEGHIAN	\$ 4,680	\$ 4,680	REAL
KHOSROW SADEGHIAN	\$ 105,740	\$ 100,000	REAL
KHOSROW SADEGHIAN	\$ 6,380	\$ 6,380	REAL
KHOSROW SADEGHIAN	\$ 6,380	\$ 6,380	REAL
KORE 125 JOHN CARPENTER LLC	\$ 71,500,000	\$ 68,750,000	REAL
KROGER TEXAS LP	\$ 11,680,630	\$ 10,971,000	REAL
KROGER TEXAS LP	\$ 927,080	\$ 927,080	REAL
KROGER TEXAS LP	\$ 3,978,130	\$ 3,978,130	REAL
KROGER TEXAS LP	\$ 1,502,570	\$ 1,502,570	REAL
KROGER TEXAS LP	\$ 1,738,070	\$ 1,738,070	REAL
LADERA RANCH LLC	\$ 26,250,000	\$ 24,500,000	REAL
LAKE WORTH HOTEL CORP	\$ 3,750,000	\$ 3,570,000	REAL
LAKERIDGE REALTY LP	\$ 310,140	\$ 310,140	REAL
LAKERIDGE REALTY LP	\$ 9,265,000	\$ 8,800,000	REAL
LAKERIDGE REALTY LP	\$ 8,089,860	\$ 7,600,000	REAL
LAS COLINAS I HOLDCO LP	\$ 92,000,000	\$ 88,250,000	REAL
LAS COLINAS II HOLDCO LP	\$ 51,600,000	\$ 49,100,000	REAL
LAS COLINAS INDUSTRIAL LLC	\$ 2,630,800	\$ 2,216,750	REAL
LBH LAS COLINAS PLAZA LLC	\$ 25,000,000	\$ 23,000,000	REAL
LEGACY REI GROUP SA LLC	\$ 11,762,190	\$ 10,292,000	REAL
LEGACY REI GROUP SA LLC	\$ 4,237,810	\$ 3,708,000	REAL
LEGACY REI GROUP TF LLC	\$ 6,900,000	\$ 5,774,650	REAL
LEGACY REI GROUP TF LLC	\$ 2,898,000	\$ 2,425,350	REAL
LION TRINITY LLC	\$ 55,550,000	\$ 51,000,000	REAL
LOONEY FAMILY 2014 TRUST THE	\$ 1,073,070	\$ 700,000	REAL
LOONEY FAMILY 2014 TRUST THE	\$ 2,217,330	\$ 1,600,000	REAL
LOOP HOTEL INC	\$ 850,000	\$ 675,000	REAL
LOWEN RAIFORD LP	\$ 8,800,000	\$ 8,300,000	REAL
LOWEN RAIFORD LP	\$ 197,830	\$ 197,830	REAL
LOWES HOME CENTERS INC	\$ 7,075,000	\$ 6,800,000	REAL
LPD REALTY LLC	\$ 16,150,000	\$ 14,450,000	REAL
LRF2 TOWNE NORTH	\$ 9,525,000	\$ 8,613,000	REAL
LRF2 TOWNE NORTH	\$ 4,575,000	\$ 4,137,000	REAL
M INDUSTRIAL PROPERTY	\$ 28,559,550	\$ 20,750,000	REAL
MAA ALLOY LLC	\$ 55,000,000	\$ 49,000,000	REAL
MAA TANC LLC	\$ 42,900,000	\$ 39,800,000	REAL
MACARTHUR PLACE	\$ 21,000,000	\$ 18,876,920	REAL
MACARTHUR PLACE	\$ 24,500,000	\$ 22,023,080	REAL
MACY'S RETAIL HOLDINGS INC	\$ 2,467,320	\$ 2,399,100	PERSONAL
MACY'S RETAIL HOLDINGS INC	\$ 4,580,000	\$ 4,250,000	REAL
MALL GROUND PORTFOLIO LLC	\$ 39,950,000	\$ 28,005,140	REAL
MALL GROUND PORTFOLIO LLC	\$ 1,650,000	\$ 1,600,000	REAL
MALL GROUND PORTFOLIO LLC	\$ 4,850,000	\$ 3,900,000	REAL

OWNERS NAME	DCAD VALUE	SETTLED VALUE	TYPE OF PROPERTY
MALL GROUND PORTFOLIO LLC	\$ 193,440	\$ 193,440	REAL
MALL GROUND PORTFOLIO LLC	\$ 1,301,420	\$ 1,301,420	REAL
MARABELLA APARTMENTS II	\$ 29,551,810	\$ 27,968,680	REAL
MARABELLA APARTMENTS II	\$ 26,448,190	\$ 25,031,320	REAL
MEADOW CREEK RANCH MHC LLC	\$ 3,115,880	\$ 2,578,950	REAL
MEADOW CREEK RANCH MHC LLC	\$ 6,227,770	\$ 4,421,050	REAL
MESTEK LTD	\$ 3,130,040	\$ 2,781,230	REAL
MESTEK LTD	\$ 2,233,460	\$ 1,984,560	REAL
MESTEK LTD	\$ 1,389,000	\$ 1,234,210	REAL
MFO PPTIES LTD	\$ 1,602,700	\$ 1,500,000	REAL
MM COURTYARDS LLC	\$ 19,050,000	\$ 16,500,000	REAL
MONTEGO BAY LLC	\$ 4,650,000	\$ 3,800,000	REAL
MPG TEXAS 1 LLC	\$ 12,376,000	\$ 10,650,000	REAL
NEPTUNE VENTURES LLC	\$ 279,880	\$ 265,890	REAL
NEPTUNE VENTURES LLC	\$ 252,340	\$ 239,720	REAL
NEPTUNE VENTURES LLC	\$ 300,000	\$ 285,000	REAL
NEPTUNE VENTURES LLC	\$ 215,000	\$ 204,250	REAL
NEPTUNE VENTURES LLC	\$ 211,000	\$ 200,450	REAL
NEPTUNE VENTURES LLC	\$ 215,000	\$ 204,250	REAL
NEPTUNE VENTURES LLC	\$ 233,920	\$ 222,220	REAL
NEPTUNE VENTURES LLC	\$ 272,670	\$ 259,040	REAL
NEPTUNE VENTURES LLC	\$ 225,000	\$ 213,750	REAL
NEPTUNE VENTURES LLC	\$ 216,190	\$ 205,380	REAL
NEPTUNE VENTURES LLC	\$ 257,270	\$ 244,410	REAL
NEPTUNE VENTURES LLC	\$ 240,000	\$ 228,000	REAL
NEPTUNE VENTURES LLC	\$ 240,000	\$ 228,000	REAL
NEWPORT APARTMENTS PROPERTY OWNER	\$ 27,950,000	\$ 21,500,000	REAL
NL ASSETS LANDEN DE LLC	\$ 13,200,000	\$ 13,200,000	REAL
NL ASSETS LANDEN DE LLC	\$ 13,200,000	\$ 12,000,000	REAL
NORTHGATE CAPRI LLC &	\$ 19,500,000	\$ 17,000,000	REAL
NORTHGATE CONSOLIDATED GROUP LLC	\$ 4,808,430	\$ 4,600,000	REAL
NORTHWEST PARK ASSOC	\$ 6,438,260	\$ 5,781,250	REAL
NORTHWEST PARK ASSOC	\$ 10,043,680	\$ 9,018,750	REAL
OAKWAY MANOR LLC	\$ 3,640,000	\$ 3,300,000	REAL
OAKWAY MANOR LLC	\$ 6,141,000	\$ 5,300,000	REAL
OCONNOR MINI WAREHOUSES	\$ 1,520,000	\$ 1,200,000	REAL
OMNINET FOXBOROUGH LP	\$ 10,920,000	\$ 10,111,110	REAL
OMNINET FOXBOROUGH LP	\$ 26,880,000	\$ 24,888,890	REAL
P LURA LLC	\$ 940,000	\$ 850,000	REAL
PAR CAPITAL 122 WEST LLC	\$ 26,700,000	\$ 25,600,000	REAL
PARMA LAS COLINAS TOWERS LLC	\$ 4,752,000	\$ 4,752,000	REAL
PARMA LAS COLINAS TOWERS LLC	\$ 65,748,000	\$ 61,948,000	REAL
PARMA MANDALAY TOWER LLC	\$ 40,500,000	\$ 37,500,000	REAL
PARRISH MICHAEL R & ANGELA R	\$ 1,615,730	\$ 1,420,000	REAL
PBH VALLEY CREEK LLC	\$ 45,250,000	\$ 43,000,000	REAL
PBH VALLEY RIDGE LLC	\$ 48,000,000	\$ 47,000,000	REAL
PCPI UT OWNER	\$ 12,252,330	\$ 12,252,330	REAL
PCPI UT OWNER	\$ 137,747,670	\$ 125,747,670	REAL
PERFECT & COMFORT LIVING LLC	\$ 4,000,000	\$ 3,200,000	REAL
PERFECT AND MODERN TEAM LLC	\$ 2,925,000	\$ 2,750,000	REAL
PETCO ANIMAL SUPPLIES INC	\$ 323,800	\$ 281,710	REAL
PL LASCO OWNER LLC	\$ 77,000,000	\$ 73,500,000	REAL

OWNERS NAME	DCAD VALUE	SETTLED VALUE	TYPE OF PROPERTY
POINT AT LAS COLINAS PROPERTIES LLC	\$ 73,455,000	\$ 62,450,000	REAL
POLO SANTIAGO	\$ 6,300,000	\$ 5,500,000	REAL
POST MONTORO LLC	\$ 31,000,000	\$ 28,500,000	REAL
PPF AMLI 1050 LAKE CAROLYN PARKWAY	\$ 62,250,000	\$ 54,733,000	REAL
PPF AMLI 777 LAKE CAROLYN PARKWAY	\$ 83,900,000	\$ 77,156,000	REAL
PRIME US TOWER AT LAKE CAROLYN LLC	\$ 66,125,000	\$ 61,000,000	REAL
PROMENADE TX PARTNERS LLC	\$ 63,000,000	\$ 60,000,000	REAL
PROPERTY RESERVE INC	\$ 64,722,820	\$ 62,300,000	REAL
PROVIDENT GROUP IRVING PROPERTIES LLC	\$ 34,750,000	\$ 31,000,000	REAL
PS LPT PROPERTIES INVESTORS	\$ 3,117,360	\$ 2,900,000	REAL
PS TEXAS HOLDINGS II LTD	\$ 5,482,000	\$ 5,230,570	REAL
PS TEXAS HOLDINGS II LTD	\$ 5,774,350	\$ 5,505,620	REAL
RAIBLE PLACE APARTMENTS LLC	\$ 14,500,000	\$ 11,700,000	REAL
RAMSEY LUTHER HAROLD	\$ 797,930	\$ 750,000	REAL
RANDALLS FOOD & DRUG LP	\$ 5,750,000	\$ 4,901,710	REAL
RAYO LLC	\$ 5,475,000	\$ 5,000,000	REAL
RAYO LLC	\$ 5,475,000	\$ 5,000,000	REAL
RESIDENCE AT SURROUND	\$ 33,000,000	\$ 33,000,000	REAL
RESIDENCES NORTHGATE LLC	\$ 40,700,000	\$ 28,500,000	REAL
RICKY HOSPITALITY LLC	\$ 1,650,000	\$ 1,550,000	REAL
ROADWAY EXPRESS	\$ 7,224,530	\$ 5,385,000	REAL
ROCHELLE PLACE LP	\$ 9,500,000	\$ 8,550,000	REAL
ROCHELLE PLAZA RES LLC	\$ 13,865,000	\$ 10,800,000	REAL
ROSEMONT SUMMIT OPERATING LLC	\$ 60,875,000	\$ 54,000,000	REAL
RYDER TRUCK RENTAL INC	\$ 2,440,720	\$ 2,440,720	REAL
RUSTIC RIDGE IRVING LP	\$ 19,800,000	\$ 16,000,000	REAL
SANDLIAN COLBY B &	\$ 3,000,000	\$ 2,760,000	REAL
SAVOY DALLAS HOTELS LLC	\$ 6,500,000	\$ 5,800,000	REAL
SEDONA PARK APARTMENTS LLC	\$ 29,500,000	\$ 24,900,000	REAL
SFS PROPERTIES LLC	\$ 4,102,000	\$ 3,875,000	REAL
SGJGM FAMILY LP	\$ 130,000	\$ 128,960	REAL
SHIRLEY ENTERPRISES LLC	\$ 1,870,740	\$ 1,683,650	REAL
SL1000 RRH SPE LLC &	\$ 16,560,000	\$ 14,500,000	REAL
SPANISH CHASE LLC	\$ 7,286,930	\$ 6,250,000	REAL
SPANISH HAVEN REDEVELOPMENT	\$ 10,500,000	\$ 8,900,000	REAL
SPRINT UNITED MGMT CO	\$ 13,800,000	\$ 12,250,000	REAL
STARCREST TEXAS PPTIES	\$ 6,100,000	\$ 5,450,000	REAL
STATE BANK OF TEXAS	\$ 1,275,000	\$ 1,165,230	REAL
SUN LIFE INSURANCE CO OF CANADA	\$ 36,620,270	\$ 33,500,000	REAL
SUNSET SPRINGS LP	\$ 17,520,410	\$ 15,768,370	REAL
SYMONDS STEPHAN M	\$ 1,541,930	\$ 1,400,000	REAL
TARGET CORP	\$ 5,715,000	\$ 5,523,470	REAL
TAURUS HOLDINGS LLC	\$ 1,015,670	\$ 1,015,670	REAL
TEXAS FLORIDA CEDARS LP	\$ 10,500,000	\$ 9,575,980	REAL
TEXAS PARK MANOR LP	\$ 10,315,000	\$ 9,285,000	REAL
TEXAS SFI PARTNERSHIP 37 LTD	\$ 37,000,000	\$ 35,100,000	REAL
TMIF II BRIDGEPORT LP	\$ 29,254,330	\$ 26,700,000	REAL
TNP IRVING SQUARE DST	\$ 1,925,900	\$ 1,925,900	REAL
TOYOTA OF IRVING LTD	\$ 530,740	\$ 422,000	REAL
TOYOTA OF IRVING LTD	\$ 13,294,900	\$ 10,255,000	REAL
TOYOTA OF IRVING LTD	\$ 630,000	\$ 623,000	REAL
TP APARTMENTS LLC	\$ 6,498,990	\$ 5,521,910	REAL

OWNERS NAME	DCAD VALUE	SETTLED VALUE	TYPE OF PROPERTY
TP APARTMENTS LLC	\$ 2,475,810	\$ 2,103,590	REAL
TR ATRUIM LP	\$ 15,500,000	\$ 14,000,000	REAL
TR ATRUIM LP	\$ 7,900,000	\$ 7,700,000	REAL
TSCA 222 LIMITED PS	\$ 5,200,000	\$ 4,700,000	REAL
TUP CARPENTER COURT LP	\$ 12,750,000	\$ 9,600,000	REAL
TX 2800 VALLEY VIEW LN DEL LLC	\$ 21,701,510	\$ 19,250,000	REAL
UNITED RENTALS	\$ 5,515,920	\$ 4,500,000	REAL
VAT CROSSROADS LLC	\$ 19,000,000	\$ 17,000,000	REAL
VELAZQUEZ CELIA &	\$ 1,881,520	\$ 1,250,000	REAL
VILLAGE ON WEST IRVING LLC	\$ 10,090,000	\$ 8,500,000	REAL
WALGREENS CO	\$ 1,424,820	\$ 1,337,180	REAL
WALGREENS CO	\$ 3,878,000	\$ 2,284,130	REAL
WALGREENS CO	\$ 2,374,270	\$ 2,228,220	REAL
WALMART REAL ESTATE	\$ 10,967,000	\$ 10,967,000	REAL
WALNUT HILL TX PARTNERS LLC	\$ 62,250,000	\$ 53,865,000	REAL
WATER STREET OCONNOR LP	\$ 90,400,990	\$ 87,000,000	REAL
WATER STREET OCONNOR LP	\$ 2,247,370	\$ 2,247,370	REAL
WESTDALE BROOKSTONE TERRACE LP	\$ 16,098,640	\$ 16,098,640	REAL
WESTDALE BROOKSTONE TERRACE LP	\$ 21,250,000	\$ 18,880,000	REAL
WESTDALE LAKERIDGE	\$ 18,675,000	\$ 16,640,000	REAL
WESTDALE POLARIS PARTNERS	\$ 5,750,000	\$ 5,500,000	REAL
WESTDALE POLARIS PARTNERS	\$ 16,405,890	\$ 14,960,000	REAL
WESTDALE PPTIES AMERICA I	\$ 19,000,000	\$ 17,920,000	REAL
WESTDALE WOODMEADE LTD	\$ 28,000,000	\$ 25,800,000	REAL
WESTGATE MULTIFAMILY LLC	\$ 29,786,110	\$ 25,786,000	REAL
WESTGATE MULTIFAMILY LLC	\$ 12,938,340	\$ 11,201,000	REAL
WESTGATE MULTIFAMILY LLC	\$ 5,677,980	\$ 4,915,000	REAL
WESTGATE MULTIFAMILY LLC	\$ 5,212,570	\$ 4,512,000	REAL
WOODCHASE & CLARENDON	\$ 17,323,310	\$ 13,353,000	REAL
WOODCHASE & CLARENDON	\$ 6,676,690	\$ 5,147,000	REAL
WOODSHIRE MHC LLC	\$ 6,581,230	\$ 4,992,000	REAL
WOODSHIRE MHC LLC	\$ 6,473,550	\$ 4,992,000	REAL
WOODSHIRE MHC LLC	\$ 2,952,800	\$ 2,236,000	REAL
WOODWIND LAND LLC	\$ 7,000,000	\$ 5,502,000	REAL
WOODWIND LAND LLC	\$ 400,000	\$ 400,000	REAL
WWC LXXI LP	\$ 26,444,620	\$ 23,800,000	REAL
WWC XLII LP	\$ 29,875,000	\$ 27,750,000	REAL
WWC XLII LP	\$ 29,875,000	\$ 27,750,000	REAL
WWC XLV LP	\$ 80,000	\$ 80,000	REAL
WWC XLV LP	\$ 67,900,000	\$ 63,420,000	REAL
TOTAL	\$ 5,547,016,520	\$ 4,956,082,550	

2021 ACTIVE LAWSUITS

OWNERS NAME		DCAD VALUE	TYPE OF PROPERTY
FIRST FLEET MASTER TITLING TRUST	\$	1,676,050	PERSONAL
PARMA LAS COLINAS TOWERS LLC	\$	61,167,000	REAL
PARMA LAS COLINAS TOWERS LLC	\$	4,048,000	REAL
WALGREENS CO AS OWNER	\$	2,293,980	REAL
WALGREENS CO AS OWNER	\$	1,376,640	REAL
WALGREENS CO AS OWNER	\$	2,351,530	REAL
TOTAL	\$	72,913,200	

2021 SETTLED LAWSUITS

OWNERS NAME	DCAD VALUE	SETTLED VALUE	TYPE OF PROPERTY
1000 EAST AIRPORT FREEWAY LLC	\$ 9,752,100	\$ 8,750,000	REAL
1111 TDS APARTMENTS LLC	\$ 18,750,000	\$ 16,500,000	REAL
14800 LANDMARK LLC	\$ 10,662,790	\$ 9,250,000	REAL
2325 STEMMONS HOTEL PTNRS LLC	\$ 7,500,000	\$ 7,500,000	REAL
250 290 B&C LLC	\$ 32,980,000	\$ 32,000,000	REAL
250 290 B&C LLC	\$ 16,478,860	\$ 16,100,000	REAL
250 290 B&C LLC	\$ 18,540,360	\$ 17,700,000	REAL
2929 PARK GROVE VNTRE LTD	\$ 14,336,450	\$ 13,518,600	REAL
2929 PARK GROVE VNTRE LTD	\$ 1,003,550	\$ 946,300	REAL
2ML REAL ESTATE INTEREST INC	\$ 1,390,000	\$ 1,300,000	REAL
4303 MARIPOSA DRIVE LLC	\$ 7,480,000	\$ 7,100,000	REAL
4409 MONTROSE LTD	\$ 17,600,000	\$ 17,600,000	REAL
89 H A S HOTEL CORP	\$ 950,000	\$ 800,000	REAL
ABF FREIGHT SYSTEM INC	\$ 8,302,500	\$ 6,000,000	REAL
ADDISON HOTELS LP	\$ 4,257,250	\$ 3,900,000	REAL
ADDISON STONE LLC	\$ 1,408,150	\$ 1,000,000	REAL
AGAS VENTURES	\$ 148,200	\$ 139,000	REAL
AGAS VENTURES	\$ 136,980	\$ 123,000	REAL
AGAS VENTURES	\$ 145,280	\$ 136,000	REAL
AGAS VENTURES	\$ 156,980	\$ 156,980	REAL
AGAS VENTURES	\$ 170,630	\$ 155,000	REAL
AGAS VENTURES	\$ 164,780	\$ 152,000	REAL
AGAS VENTURES	\$ 189,640	\$ 175,000	REAL
AGAS VENTURES	\$ 139,290	\$ 139,290	REAL
AGAS VENTURES	\$ 123,890	\$ 123,890	REAL
AGAS VENTURES	\$ 170,670	\$ 170,670	REAL
AGAS VENTURES	\$ 126,750	\$ 126,600	REAL
AGAS VENTURES	\$ 200,780	\$ 160,000	REAL
AGAS VENTURES	\$ 175,500	\$ 175,500	REAL
AGAS VENTURES	\$ 152,100	\$ 144,500	REAL
AGAS VENTURES	\$ 136,500	\$ 129,680	REAL
AGAS VENTURES	\$ 120,900	\$ 121,370	REAL
AGAS VENTURES	\$ 100,000	\$ 100,000	REAL
AGAVE APARTMENTS LLC	\$ 8,000,000	\$ 7,500,000	REAL
AGRE WILLIAMS SQUARE HOLDINGS LLC	\$ 102,417,090	\$ 92,633,000	REAL
AGRE WILLIAMS SQUARE HOLDINGS LLC	\$ 58,659,010	\$ 53,055,000	REAL
AGRE WILLIAMS SQUARE HOLDINGS LLC	\$ 8,620,610	\$ 7,804,000	REAL
AGRE WILLIAMS SQUARE HOLDINGS LLC	\$ 58,303,290	\$ 52,733,000	REAL
AIGGRE TX HOTEL LAS COLINAS OWNER LLC	\$ 6,700,000	\$ 6,000,000	REAL
ALC APARTMENTS LLC	\$ 48,750,000	\$ 48,500,000	REAL
ALESIO GARDEN &	\$ 104,420,000	\$ 96,000,000	REAL
ANGEL HOSPITALITY VIII LLC	\$ 4,440,000	\$ 4,246,000	REAL
ANGEL HOSPITALITY VIII LLC	\$ 1,083,600	\$ 1,083,600	REAL
AREA/EY WFT LLC	\$ 8,600,000	\$ 8,000,000	REAL
ASBURY AUTOMOTIVE TEXAS LLC	\$ 51,860	\$ 51,860	REAL
ASBURY AUTOMOTIVE TEXAS LLC	\$ 2,025,000	\$ 1,800,000	REAL
ASBURY AUTOMOTIVE TEXAS LLC	\$ 3,324,000	\$ 3,000,000	REAL

183

ASBURY AUTOMOTIVE TEXAS LLC	\$	4,900,000	\$	4,500,000	REAL
ASBURY AUTOMOTIVE TEXAS LLC	\$	2,500,000	\$	2,100,000	REAL
ASHER PARK IRVING LP	\$	21,750,000	\$	18,486,000	REAL
BELL STACY GREETHUM TRUST THE	\$	870,000	\$	749,230	REAL
BELTLINE/AIRPORT FREEWAY JOINT VENTURE	\$	2,940,000	\$	2,785,500	REAL
BELTLINE/AIRPORT FREEWAY JOINT VENTURE	\$	695,000	\$	660,000	REAL
BELTLINE/AIRPORT FREEWAY JOINT VENTURE	\$	7,615,000	\$	6,354,500	REAL
BELTLINE & GRANDE LTD	\$	11,000,000	\$	10,500,000	REAL
BETTER INC	\$	2,300,000	\$	2,150,000	REAL
BHP INVESTMENTS CO	\$	2,300,000	\$	2,000,000	REAL
BLVD AL LP THE	\$	1,437,890	\$	1,397,460	REAL
BRE KNIGHT SH TX OWNER LLC	\$	3,910,000	\$	3,541,750	REAL
BRE KNIGHT SH TX OWNER LLC	\$	1,390,000	\$	1,258,250	REAL
BREIT INDUSTRIAL CANYON TX	\$	115,390	\$	115,390	REAL
BREIT INDUSTRIAL CANYON TX	\$	10,018,430	\$	7,000,000	REAL
BUDHWANI & VIRANI INC	\$	2,025,000	\$	1,900,000	REAL
CARE INN	\$	15,300,000	\$	13,775,000	REAL
CAROLYN PROPERTY OWNER LP	\$	57,720,000	\$	54,300,000	REAL
CASTLE CROWN PROPERTIES	\$	4,750,000	\$	4,200,000	REAL
CEDAR CREST OF IRVING LLC	\$	1,600,000	\$	1,600,000	REAL
CENTRALAND GROUP LTD	\$	4,186,480	\$	4,186,480	REAL
CFT NV DEVELOPMENTS LLC	\$	815,000	\$	730,000	REAL
CHALET APARTMENTS LLC	\$	21,434,000	\$	20,000,000	REAL
CHATHEAU AT WILDBRIAR LP	\$	14,000,000	\$	11,000,000	REAL
CLAY COOLEY REAL ESTATE	\$	4,336,180	\$	4,000,000	REAL
CLAY COOLEY REAL ESTATE	\$	8,280,400	\$	7,200,000	REAL
CLAY COOLEY REAL ESTATE	\$	8,593,750	\$	7,750,000	REAL
CNC SPC LP	\$	11,417,240	\$	11,417,240	REAL
CNC SPC LP	\$	5,782,760	\$	5,782,760	REAL
COLINAS RANCH APARTMENTS	\$	13,598,880	\$	10,500,000	REAL
COLUMBIA PROPERTIES	\$	25,000,000	\$	20,950,000	REAL
COP ENTERPRISES	\$	200,830	\$	114,460	REAL
COP ENTERPRISES	\$	99,280	\$	66,110	REAL
COP ENTERPRISES	\$	99,280	\$	66,110	REAL
COP ENTERPRISES	\$	89,380	\$	66,110	REAL
COP ENTERPRISES	\$	99,280	\$	66,110	REAL
COTTONWOOD LANE PROPERTIES LLC	\$	7,665,000	\$	7,200,000	REAL
CP II CRESTVIEW LP	\$	35,200,000	\$	32,700,000	REAL
CRAWFORD ELECTRIC SUPPLY LTD	\$	510,870	\$	459,780	PERSONAL
CRESTVIEW STONEHILL LLC	\$	19,000,000	\$	18,000,000	REAL
CROSS COURT TEXAS LLC	\$	1,122,000	\$	1,000,000	REAL
CROSSINGSATIRVING RUBY	\$	13,450,000	\$	12,750,000	REAL
CROWN ENTERPRISES INC	\$	5,946,820	\$	4,500,000	REAL
CVS	\$	1,785,000	\$	1,767,500	REAL
CVS	\$	1,734,000	\$	1,715,000	REAL
CVS AS LESSEE	\$	2,240,740	\$	1,940,000	REAL
CVS AS LESSEE	\$	1,973,410	\$	1,893,200	REAL
D L PETERSON TRUST I	\$	4,517,150	\$	4,200,950	PERSONAL
DALLAS METRO APARTMENTS LLC	\$	3,800,000	\$	3,450,000	REAL
DELUJO EL MOROCCO LLC	\$	9,345,000	\$	8,625,000	REAL
DENNIS D TOPLETZ	\$	152,950	\$	152,950	REAL
DENNIS D TOPLETZ	\$	130,330	\$	130,330	REAL
DENNIS D TOPLETZ	\$	638,060	\$	638,060	REAL

DENNIS D TOPLETZ	\$	616,930	\$	616,930	REAL
DENNIS D TOPLETZ	\$	442,410	\$	442,410	REAL
DENNIS D TOPLETZ	\$	205,000	\$	205,000	REAL
DENNIS D TOPLETZ	\$	205,290	\$	205,290	REAL
DENNIS D TOPLETZ	\$	183,380	\$	183,380	REAL
DENNIS D TOPLETZ	\$	197,640	\$	197,640	REAL
DENNIS D TOPLETZ	\$	166,400	\$	166,400	REAL
DENNIS D TOPLETZ	\$	177,240	\$	177,240	REAL
DENNIS D TOPLETZ	\$	223,150	\$	223,150	REAL
DENNIS D TOPLETZ	\$	177,060	\$	177,060	REAL
DENNIS D TOPLETZ	\$	398,370	\$	398,370	REAL
DENNIS D TOPLETZ	\$	145,000	\$	145,000	REAL
DENNIS D TOPLETZ	\$	176,120	\$	176,120	REAL
DENNIS D TOPLETZ	\$	238,730	\$	238,730	REAL
DENNIS D TOPLETZ	\$	170,010	\$	170,010	REAL
DENNIS D TOPLETZ	\$	185,310	\$	185,310	REAL
DENNIS D TOPLETZ	\$	182,010	\$	182,010	REAL
DENNIS D TOPLETZ	\$	190,650	\$	190,650	REAL
DENNIS D TOPLETZ	\$	171,000	\$	171,000	REAL
DENNIS D TOPLETZ	\$	181,630	\$	181,630	REAL
DENNIS D TOPLETZ	\$	195,380	\$	195,380	REAL
DENNIS D TOPLETZ	\$	166,050	\$	166,050	REAL
DENNIS D TOPLETZ	\$	161,140	\$	161,140	REAL
DENNIS D TOPLETZ	\$	153,050	\$	153,050	REAL
DENNIS D TOPLETZ	\$	181,630	\$	181,630	REAL
DENNIS D TOPLETZ	\$	173,820	\$	173,820	REAL
DENNIS D TOPLETZ	\$	177,970	\$	177,970	REAL
DENNIS D TOPLETZ	\$	174,430	\$	174,430	REAL
DENNIS D TOPLETZ	\$	200,580	\$	200,580	REAL
DENNIS D TOPLETZ	\$	196,560	\$	196,560	REAL
DENNIS D TOPLETZ	\$	203,630	\$	203,630	REAL
DENNIS D TOPLETZ	\$	1,087,140	\$	1,087,140	REAL
DENNIS D TOPLETZ	\$	457,970	\$	457,970	REAL
DEVA CORPORATION	\$	4,050,000	\$	3,766,000	REAL
DFW JOSEPH INVESTMENTS LLC	\$	11,160,000	\$	10,000,000	REAL
DFW RESORTS LLC	\$	6,100,000	\$	5,100,000	REAL
DK CREST OWNER LLC	\$	57,510,000	\$	56,000,000	REAL
DRIVER RE IRVING LLC	\$	5,785,570	\$	5,400,000	REAL
DSJR LLC	\$	5,318,000	\$	4,638,000	REAL
EAGLE CREST BORROWER LLC	\$	25,878,450	\$	23,765,630	REAL
EAGLE CREST BORROWER LLC	\$	18,712,110	\$	17,184,370	REAL
EBEX IRVING APARTMENTS LLC	\$	12,250,000	\$	11,875,000	REAL
EL PRIMERO EXPRESS LP	\$	3,375,000	\$	3,200,000	REAL
ELEMENT FLEET CORPORATION	\$	369,610		332,650	PERSONAL
ESTRADA REVO LLC &	\$	20,100,000	\$	18,800,000	REAL
EX DALLAS LP	\$	45,500,000	\$	43,329,260	REAL
EX DALLAS LP	\$	7,629,260	\$	7,300,000	REAL
EX DALLAS LP	\$	370,740	\$	370,740	REAL
FPG THE POINT LP	\$	50,800,000	\$	50,000,000	REAL
FREO TEXAS LLC	\$	237,080	\$	237,080	REAL
FREO TEXAS LLC	\$	201,510	\$	184,900	REAL
FREO TEXAS LLC	\$	174,750	\$	174,750	REAL
FREO TEXAS LLC	\$ 185	147,590	\$	147,590	REAL

FREO TEXAS LLC	\$	205,860	\$	205,860	REAL
GARDEN INVESTORS PROPERTIES	\$	5,273,440	\$	4,726,550	REAL
GARDEN INVESTORS PROPERTIES	\$	8,226,560	\$	7,373,450	REAL
GELCO FLEET TRUST	\$	4,090,320	\$	3,804,000	PERSONAL
GEP SILVERTON LLC	\$	22,000,000	\$	20,700,000	REAL
GEP VANDERBILT LLC	\$	12,856,000	\$	11,600,000	REAL
GROUP 1 REALTY INC	\$	765,640	\$	689,080	REAL
GROUP 1 REALTY INC	\$	309,360	\$	278,420	REAL
GROUP 1 REALTY INC	\$	167,210	\$	150,490	REAL
GROUP 1 REALTY INC	\$	600,000	\$	540,000	REAL
GROUP 1 REALTY INC	\$	3,000,000	\$	2,800,000	REAL
HAMPTON/AIRPORT FREEWAY JOINT	\$	1,850,000	\$	1,500,000	REAL
HCD DALLAS CORPORATION	\$	800,000	\$	800,000	REAL
HCD DALLAS CORPORATION	\$	30,150,000	\$	25,700,000	REAL
HCD DALLAS CORPORATION	\$	800,000	\$	800,000	REAL
HCD DALLAS CORPORATION	\$	30,150,000	\$	30,150,000	REAL
HD DEVELOPMENT PROPERTIES	\$	5,248,640	\$	5,098,670	REAL
HERTZ CORP	\$	13,113,420	\$	3,495,160	PERSONAL
HKRK MGNT INC	\$	2,275,000	\$	2,000,000	REAL
IMT CAPITAL III LAKESHORE LOFTS LP	\$	53,500,000	\$	52,200,000	REAL
IMV GROUP LLC	\$	155,560	\$	132,430	REAL
IMV GROUP LLC	\$	901,740	\$	767,690	REAL
IMV GROUP LLC	\$	167,260	\$	142,390	REAL
IMV GROUP LLC	\$	1,429,530	\$	1,217,010	REAL
IMV GROUP LLC	\$	189,600	\$	161,410	REAL
IMV GROUP LLC	\$	179,650	\$	152,940	REAL
IMV GROUP LLC	\$	175,650	\$	149,540	REAL
IMV GROUP LLC	\$	138,050	\$	117,530	REAL
IMV GROUP LLC	\$	130,490	\$	111,090	REAL
IMV GROUP LLC	\$	1,111,510	\$	946,270	REAL
IMV GROUP LLC	\$	351,290	\$	299,070	REAL
IMV GROUP LLC	\$	322,350	\$	274,430	REAL
IMV GROUP LLC	\$	91,860	\$	78,200	REAL
INTERGERMAN SUMMER GATE LP	\$	13,650,000	\$	12,700,000	REAL
INTREPID HOLDINGS	\$	3,586,730	\$	3,200,000	REAL
IRIS ASSOCIATES LP	\$	8,156,250	\$	7,593,750	REAL
IRIS ASSOCIATES LP	\$	20,843,750	\$	19,406,250	REAL
IRVING 4600 WEST PIONEER	\$	34,272,000	\$	29,725,000	REAL
IRVING BRITAIN WAY APARTMENTS LP	\$	2,324,000	\$	2,203,000	REAL
IRVING BRITAIN WAY APARTMENTS LP	\$	4,480,000	\$	4,247,000	REAL
IRVING BUS PROPERTIES LLC	\$	2,300,000	\$	1,865,720	REAL
IRVING LODGING LLC	\$	5,500,000	\$	5,000,000	REAL
IRVING PARK SPRINGS PARTNERS LTD	\$	2,100,000	\$	1,726,570	REAL
ISA HOSPITALITY INC	\$	1,995,000	\$	1,700,000	REAL
JAHCO FAIR OAKS LP	\$	7,050,000	\$	6,345,000	REAL
JARS HEIGHTS 79 LLC	\$	2,720,000	\$	2,582,280	REAL
JARS HEIGHTS 79 LLC	\$	1,020,000	\$	968,350	REAL
JARS HEIGHTS 79 LLC	\$	1,632,000	\$	1,549,370	REAL
JASAN LLC	\$	3,200,230	\$	2,825,000	REAL
JDFW LLC	\$	52,000,000	\$	47,000,000	REAL
JDFW II LLC	\$	71,000,000	\$	64,800,000	REAL
KIMBERLY CLARK CORP	\$	9,000,000	\$	8,775,000	REAL
KROGER TEXAS LP	\$	10,600,000	\$	10,600,000	REAL

186

LADERA RANCH LLC	\$	21,500,000	\$	21,000,000	REAL
LAKE WORTH HOTEL CORP	\$	3,650,000	\$	3,400,000	REAL
LAKERIDGE REALTY LP	\$	310,140	\$	310,140	REAL
LAKERIDGE REALTY LP	\$	9,052,500	\$	8,000,000	REAL
LAKERIDGE REALTY LP	\$	7,639,860	\$	7,100,000	REAL
LAS COLINAS I HOLDCO LP	\$	83,950,000	\$	80,000,000	REAL
LAS COLINAS II HOLDCO LP	\$	46,300,000	\$	45,425,000	REAL
LAS COLINAS SURGERY	\$	1,600,000	\$	1,400,000	REAL
LEGACY REI GROUP SA LLC	\$	8,972,740	\$	8,543,270	REAL
LEGACY REI GROUP SA LLC	\$	3,232,820	\$	2,956,730	REAL
LEGACY REI GROUP SP LLC	\$	17,933,000	\$	17,600,000	REAL
LEGACY REI GROUP VF LLC	\$	10,898,000	\$	9,800,000	REAL
LOWEN TRINITY MILLS	\$	197,830	\$	197,830	REAL
LOWEN TRINITY MILLS	\$	7,715,780	\$	7,350,000	REAL
LPD REALTY LLC	\$	12,300,000	\$	11,250,000	REAL
MAA ALLOY LLC	\$	47,500,000	\$	44,500,000	REAL
MAA TANC LLC	\$	37,800,000	\$	36,800,000	REAL
MAAHIYAA HOTEL LLC	\$	4,000,000	\$	3,650,000	REAL
MACARTHUR PLACE BORROWER LLC	\$	17,538,460	\$	15,923,080	REAL
MACARTHUR PLACE BORROWER LLC	\$	20,461,540	\$	18,576,920	REAL
MACY'S RETAIL HOLDINGS	\$	4,410,970	\$	4,000,000	REAL
MACY'S RETAIL HOLDINGS LLC	\$	2,822,470	\$	2,399,100	PERSONAL
MALL GROUND PORTFOLIO LLC	\$	38,155,140	\$	31,353,230	REAL
MALL GROUND PORTFOLIO LLC	\$	1,650,000	\$	1,600,000	REAL
MALL GROUND PORTFOLIO LLC	\$	4,700,000	\$	4,051,910	REAL
MALL GROUND PORTFOLIO LLC	\$	193,440	\$	193,440	REAL
MALL GROUND PORTFOLIO LLC	\$	1,301,420	\$	1,301,420	REAL
MARABELLA APARTMENTS LP	\$	26,253,610	\$	25,594,000	REAL
MARABELLA APARTMENTS LP	\$	23,496,390	\$	22,906,000	REAL
MEDIEVAL TIMES	\$	1,627,000	\$	1,627,000	PERSONAL
MERRICK BUSINESS PARK LLC	\$	4,423,500	\$	3,395,020	REAL
MERRICK BUSINESS PARK LLC	\$	1,434,100	\$	1,193,010	REAL
METROPLEX PLAZA LP	\$	3,752,500	\$	3,184,960	REAL
METROPLEX PLAZA LP	\$	2,362,500	\$	1,988,140	REAL
METROPLEX PLAZA LP	\$	4,635,000	\$	3,826,900	REAL
MNSF II ACQUISITIONS LLC	\$	165,910	\$	165,910	REAL
MNSF II ACQUISITIONS LLC	\$	195,020	\$	195,020	REAL
MNSF II ACQUISITIONS LLC	\$	222,430	\$	222,430	REAL
MNSF II ACQUISITIONS LLC	\$	227,990	\$	190,970	REAL
MNSF II ACQUISITIONS LLC	\$	203,000	\$	203,000	REAL
MPG TEXAS 1 LLC	\$	9,520,000	\$	9,000,000	REAL
NEPTUNE VENTURES LLC	\$	280,000	\$	280,000	REAL
NEPTUNE VENTURES LLC	\$	196,600	\$	184,480	REAL
NEPTUNE VENTURES LLC	\$	251,650	\$	236,140	REAL
NEPTUNE VENTURES LLC	\$	192,210	\$	180,370	REAL
NEPTUNE VENTURES LLC	\$	254,930	\$	239,220	REAL
NEPTUNE VENTURES LLC	\$	181,930	\$	170,720	REAL
NEPTUNE VENTURES LLC	\$	179,000	\$	167,970	REAL
NEPTUNE VENTURES LLC	\$	202,050	\$	189,600	REAL
NEPTUNE VENTURES LLC	\$	258,990	\$	243,030	REAL
NEPTUNE VENTURES LLC	\$	226,530	\$	212,940	REAL
NEPTUNE VENTURES LLC	\$	194,150	\$	182,190	REAL
NEPTUNE VENTURES LLC	\$ 187	217,730	\$	204,310	REAL

NEPTUNE VENTURES LLC	\$	204,080	\$	191,500	REAL
NEPTUNE VENTURES LLC	\$	200,940	\$	192,530	REAL
NEWPORT APARTMENTS PROPERTY OWNER	\$	24,147,200	\$	21,000,000	REAL
NORTHGATE CARI LLC &	\$	16,500,000	\$	16,000,000	REAL
OMNINET FOXBOROUGH LP	\$	9,349,910	\$	8,248,000	REAL
OMNINET FOXBOROUGH LP	\$	23,015,170	\$	20,302,000	REAL
PACIFIC PLATINUM TRUST	\$	555,310	\$	520,000	REAL
PAR CAPITAL 122 WEST LLC	\$	27,882,000	\$	25,100,000	REAL
PARMA MANDALAY TOWER LLC	\$	38,000,000	\$	35,900,000	REAL
PARRISH HARE ELECTRIC SUPPLY CORP	\$	15,469,580	\$	13,382,690	PERSONAL
PATEL RAMAN	\$	1,450,000	\$	1,340,000	REAL
PCPI UT OWNER LP AND TERRA FUNDING URBAN TC	\$	12,252,330	\$	12,252,330	REAL
PCPI UT OWNER LP AND TERRA FUNDING URBAN TC	\$	151,682,670	\$	123,247,670	REAL
PECAN VILLAGE APARTMENTS	\$	1,477,510	\$	1,392,860	REAL
PECAN VILLAGE APARTMENTS	\$	1,704,820	\$	1,607,140	REAL
PERFECT & COMFORT LIVING LLC	\$	3,200,000	\$	2,900,000	REAL
PERFECT AND MODERN TEAM LLC	\$	2,332,000	\$	2,200,000	REAL
POLO SANTIAGO	\$	4,600,000	\$	4,140,000	REAL
POST MONTORO LLC	\$	26,259,000	\$	25,000,000	REAL
PPF AMLI 1050 LAKE CAROLYN PARKWAY LLC	\$	51,832,000	\$	48,375,000	REAL
PPF AMLI 777 LAKE CAROLYN PARKWAY	\$	73,775,000	\$	69,191,000	REAL
PRIME US TOWER AT LAKE CAROLYN LLC	\$	61,500,000	\$	59,000,000	REAL
PROGRESS RESIDENTIAL	\$	168,600	\$	168,600	REAL
PROGRESS RESIDENTIAL	\$	170,510	\$	170,510	REAL
PROVIDENT GROUP IRVING PROPERTIES LLC	\$	31,000,000	\$	24,250,000	REAL
RACETRAC PETROLEUM INC	\$	563,900	\$	301,100	REAL
RACETRAC PETROLEUM INC	\$	429,820	\$	331,760	PERSONAL
RACETRAC PETROLEUM INC	\$	1,750,000	\$	1,718,000	REAL
RACETRAC PETROLEUM INC	\$	2,315,310	\$	2,100,000	REAL
RACETRAC PETROLEUM INC	\$	457,820	\$	457,820	REAL
RACETRAC PETROLEUM INC	\$	382,310	\$	382,310	REAL
RAMSEY LUTHER H	\$	1,490,700	\$	1,200,000	REAL
RANDALLS FOOD & DRUG LP	\$	4,758,940	\$	4,758,940	REAL
RAVEN SURROUND LLC	\$	26,500,000	\$	25,600,000	REAL
RAYO LLC	\$	4,800,000	\$	3,750,000	REAL
RAYO LLC	\$	4,897,600	\$	3,750,000	REAL
RESIDENCES NORTHGATE LLC	\$	28,233,600	\$	22,691,000	REAL
ROCHELLE PLACE L P	\$	7,500,000	\$	7,000,000	REAL
ROCHELLE PLAZA ASSOCIATES	\$	9,500,000	\$	8,475,000	REAL
ROSEMONT SUMMIT OPERATING LLC	\$	56,250,000	\$	54,500,000	REAL
RUSTIC RIDGE IRVING LP	\$	15,000,000	\$	13,800,000	REAL
RYDER TRUCK RENTAL INC	\$	2,440,720	\$	2,153,310	PERSONAL
SANDLIAN COLBY B & G B REV TR &	\$	2,600,000	\$	2,600,000	REAL
SAVOY DALLAS HOTELS LLC	\$	5,481,350	\$	4,500,000	REAL
SEDONA PARK APARTMENTS LLC	\$	24,880,000	\$	17,350,000	REAL
SOUTHERN STAR LAS COLINAS LP	\$	8,900,000	\$	8,000,000	REAL
SPANISH HAVEN REDEVELOPMT	\$	9,067,030	\$	7,000,000	REAL
SUN LIFE INSURANCE CO OF CANADA	\$	34,178,320	\$	32,169,000	REAL
SYMONDS STEPHAN M	\$	1,330,000	\$	1,200,000	REAL
TARGET CORPORATION AS OWNER	\$	5,523,470	\$	5,523,470	REAL
TCI 600 LAS COLINAS INC	\$	80,837,780	\$	74,750,000	REAL
TEXAS FLORIDA CEDARS LP	\$	8,651,960	\$	7,800,000	REAL
TEXAS PARK MANOR LP	\$	8,800,000	\$	8,250,000	REAL

TEXAS SFI PARTNERSHIP 37 LTD	\$	34,000,000	\$	33,400,000	REAL
TMIF II BRIDGEPORT LP	\$	26,250,000	\$	23,625,000	REAL
TP APARTMENTS LLC	\$	5,415,830	\$	4,851,730	REAL
TP APARTMENTS LLC	\$	2,063,170	\$	1,848,270	REAL
TR ATRIUM LP	\$	14,215,000	\$	13,500,000	REAL
TR ATRIUM LP	\$	7,215,000	\$	7,100,000	REAL
TRELLIS PLACE DUPLEXES LTD	\$	14,428,000	\$	13,300,000	REAL
URBAN TOWNE LAKE APARTMENTS LP	\$	24,000,000	\$	23,500,000	REAL
VELAZQUEZ CELIA &	\$	1,100,000	\$	1,000,000	REAL
VILLAS ESTANCIA APARTMENTS LLC	\$	18,525,000	\$	14,500,000	REAL
WALGREENS CO AS OWNER	\$	2,293,980	\$	2,163,320	REAL
WALGREENS CO AS OWNER	\$	1,376,640	\$	1,298,230	REAL
WALGREENS CO AS OWNER	\$	2,351,530	\$	2,217,600	REAL
WALNUT HILL TX PARTNERS LLC	\$	51,000,000	\$	47,000,000	REAL
WESTDALE BROOKSTONE/TERRACE LP	\$	14,400,000	\$	12,960,000	REAL
WESTDALE BROOKSTONE/TERRACE LP	\$	17,750,000	\$	16,950,000	REAL
WESTDALE LAKERIDGE	\$	15,950,000	\$	15,000,000	REAL
WESTDALE POLARIS PARTNERS	\$	13,400,000	\$	12,700,000	REAL
WESTDALE PPTIES AMERICA I	\$	15,850,000	\$	15,000,000	REAL
WESTDALE WOODMEADE LTD	\$	23,700,000	\$	21,400,000	REAL
WESTGATE MULTIFAMILY LLC	\$	4,358,000	\$	3,993,000	REAL
WESTGATE MULTIFAMILY LLC	\$	3,988,000	\$	3,665,000	REAL
WESTGATE MULTIFAMILY LLC	\$	23,524,000	\$	20,946,000	REAL
WESTGATE MULTIFAMILY LLC	\$	10,130,000	\$	9,098,000	REAL
WOODCHASE & CLARENDON APTS LLC	\$	15,388,870	\$	12,270,670	PERSONAL
WOODCHASE & CLARENDON APTS LLC	\$	5,931,130	\$	4,729,330	REAL
WOODSIDE VILLAS IRVING LLC	\$	13,000,000	\$	12,100,000	REAL
WOODWIND APARTMENTS	\$	5,193,000	\$	5,100,000	REAL
WOODWIND APARTMENTS	\$	400,000	\$	400,000	REAL
WWC XLV LP	\$	59,000,000	\$	55,500,000	REAL
TOTAL	\$	3,593,101,660	\$	3,287,298,780	

CONSENT AGENDA ITEM – BIDS
11/18/2024

TOPIC: Consider Approval of Renewal of Award for Request for Proposals (RFP) #23-05-914 for the Purchase of Office & Campus Furniture

SUBMITTED BY: J. Pilgrim, Director of Purchasing

BACKGROUND: On November 14, 2022, the Board Approved the Award of Request for Proposal (RFP) #23-05-914 for the Purchase of Office & Campus Furniture. The awarded vendors have provided satisfactory services and products. Multiple vendors were awarded to ensure the availability of a variety of product brands to meet district needs including furniture for offices, classrooms, libraries, science labs, technology labs, cafeterias, music rooms, as well as classroom manipulatives furniture.

Purchases against this award are on an “as needed basis.” For larger purchases over \$50,000 multiple competitive quotes will be obtained. Vendors recommended for renewal are listed on Exhibit A. The first renewal of the award with the option to renew annually for up to two (2) additional twelve (12) month periods.

FUNDING SOURCE: Various Local and Bond Funds

COSTS: Estimated Amount determined by actual Orders

ADMINISTRATIVE RECOMMENDATION: The Administration recommends the Board Approve the Renewal of Award for RFP #23-05-914 for the Purchase of Office & Campus Furniture for an additional one (1) year option through November 2025.

RECOMMENDED BOARD ACTION: I move that the Board Approve the Renewal of Award for RFP #23-05-914 for the Purchase of Office & Campus Furniture for an additional one (1) year option through November 2025.

Additional Agenda Sheets Attached: Yes No

AGENDA SHEET

Meeting Date: 11/18/2024


Topic: Consider Approval of Renewal of Award for Request for Proposals (RFP) #23-05-914 for the Purchase of Office & Campus Furniture

Recommended Vendor(s)	See Exhibit A
Contract Type (e.g. Co-op, RFP)	Request for Proposal
Contract Term or One Time Purchase	One (1) year Renewal Option out of three (3) renewal options.
Sole Source Vendor & Documentation	N/A
Vendor is at least 51% woman or minority business	<input checked="" type="checkbox"/> Yes <input type="checkbox"/> No

TO THE BEST OF MY KNOWLEDGE, THE RECOMMENDED VENDOR(S) PROVIDES THE BEST VALUE FOR THE DESCRIBED GOODS OR SERVICES. I FURTHER CERTIFY THE ADMINISTRATION HAS COMPLETED THE PROCUREMENT PROCEDURES REQUIRED BY APPLICABLE STATE AND FEDERAL STATUTES AND REGULATIONS, BOARD POLICY CH(LOCAL).



ANDRE SMITH
CHIEF OF ADMINISTRATIVE SERVICES



JEROME PILGRIM
DIRECTOR OF PURCHASING

Attachment:

1. Memo from Andre Smith dated November 11, 2024
2. Memo from Jerome Pilgrim dated November 11, 2024
3. Exhibit A- Awarded Vendors



MEMO

DATE: November 11, 2024

TO: Jerome Pilgrim, Director of Purchasing

FROM: Dr. Andre Smith, Chief of Administrative Services

RE: Recommendation of the Renewal of Award for RFP #23-05-914 for the Purchase of Office & Campus Furniture

It is the recommendation of the Irving ISD (IISD) Facility Services Department that the IISD Board of Trustees accept and approve the renewal of award of RFP #23-05-914 for the Purchase of Office & Campus Furniture to all twenty-one recommended vendors listed on Exhibit A. This multiple vendor award will allow the District the ability to ensure availability and a variety of furniture products for all related furniture needs throughout the District. This will include furniture for all offices, classrooms, libraries, science and technology labs, cafeterias, music furniture, and also classroom manipulatives furniture.

A handwritten signature in blue ink, appearing to read "Andre L. Smith", written over a horizontal line.

Andre Smith, Ed.D
Chief of Administrative Services

PURCHASING AWARD RECOMMENDATION

From: Jerome Pilgrim
Director of Purchasing

To: Board of Trustees
Magda Hernandez
Superintendent of Schools

Date: November 11, 2024

Subject: Recommendation: Approve the Renewal of Award for RFP #23-05-914 for the Purchase of Office & Campus Furniture

Purchasing recommends the renewal of **RFP #23-05-914 for the Purchase of Office & Campus Furniture**. The awarded vendors have provided satisfactory products and services. The multiple vendors being recommended for approval will ensure the availability and variety of products for all furniture needs of district departments and campuses.

The recommendation is therefore made to Approve the Renewal of Award of RFP #23-05-914 for the Purchase of Office & Campus Furniture and approve the vendors listed on Exhibit A. Vendors will be utilized on an as needed basis. For larger purchases over \$50,000 multiple competitive quotes will be obtained. This is the first one (1) year renewal option out of three (3) one year renewal options.

TO THE BEST OF MY KNOWLEDGE, THE RECOMMENDED VENDORS PROVIDE THE BEST VALUE FOR THE DESCRIBED SERVICES. I FURTHER CERTIFY THAT THE ADMINISTRATION HAS COMPLETED THE PROCUREMENT PROCEDURES REQUIRED BY APPLICABLE STATE AND FEDERAL STATUTES AND REGULATIONS, BOARD POLICY CH(LOCAL).



JEROME PILGRIM
DIRECTOR OF PURCHASING

Exhibit A- Awarded Vendors

RFP #23-05-914 Office & Classroom Furniture	
Vendors (Alphabetical)	
1	Blue Box, LLC
2	Business Interiors
3	Contrax Furnishings
4	Discount School Supply
5	Educator's Depot
6	Exserv Facility Services
7	Kaplan Early Learning Company
8	Lakeshore Learning Materials
9	Learning Environments, LLC
10	LITX, LLC
11	Office Depot
12	Plano Office Supply
13	Really Good Stuff
14	Reynolds Manufacturing Corporation
15	School Outfitters
16	School Specialty, LLC
17	Shiffler Equipment Sales
18	Tangram Interiors
19	Virco, Inc.
20	Wenger Corporation
21	Wood Etc. Co.

**AGENDA ITEM
11/18/2024**

TOPIC: Consider Approval of a Calendar Designating Non-Business Days for the 2024 Calendar Year in Connection with the Processing of Public Information Requests.

SUBMITTED BY: Wesley L. Nute, Jr., General Counsel, Dr. Andre L. Smith, Chief of Administrative Services, Dr. Mark Turner, Director of Enterprise Content Management

BACKGROUND: The 88th Texas Legislature passed House Bill 3033 (HB3033) to amend portions of the Texas Public Information Act. As part of these amendments, the Legislature defined a “business day” as any day other than a Saturday, Sunday, National Holiday, or State Holiday. Previously, when public school districts were closed for business during breaks such as Spring Break and Winter Break, those days were not counted as business days under the Public Information Act. Instead, public school districts are now allowed to designate only 10 non-business days per calendar year, beyond National and State Holidays. To comply with HB3033, the Administration presents the attached calendar designating local non-business days for the purposes of the Public Information Act and asks the Board to approve such calendar for use through the end of 2025.

ADMINISTRATIVE RECOMMENDATION: Administration recommends the Board of Trustees approve a Calendar Designating Non-Business Days for the 2024 Calendar Year in Connection with the Processing of Public Information Requests.

RECOMMENDED BOARD MOTION: I move to approve and adopt a Calendar Designating Non-Business Days for the 2025 Calendar Year in Connection with the Processing of Public Information Requests.

Additional Agenda Sheets Attached: Yes No

Attachments: Calendar Designating Non-Business Days for the 2025 Calendar Year

2025



State and/or Federal Holiday

Irving ISD Designated Non-Business Day

Weekend/Non-Business Day

JANUARY							FEBRUARY							MARCH							
S	M	T	W	T	F	S	S	M	T	W	T	F	S	S	M	T	W	T	F	S	
			1	2	3	4							1								1
5	6	7	8	9	10	11	2	3	4	5	6	7	8	2	3	4	5	6	7	8	
12	13	14	15	16	17	18	9	10	11	12	13	14	15	9	10	11	12	13	14	15	
19	20	21	22	23	24	25	16	17	18	19	20	21	22	16	17	18	19	20	21	22	
26	27	28	29	30	31		23	24	25	26	27	28		23	24	25	26	27	28	29	
														30	31						
APRIL							MAY							JUNE							
S	M	T	W	T	F	S	S	M	T	W	T	F	S	S	M	T	W	T	F	S	
		1	2	3	4	5					1	2	3	1	2	3	4	5	6	7	
6	7	8	9	10	11	12	4	5	6	7	8	9	10	8	9	10	11	12	13	14	
13	14	15	16	17	18	19	11	12	13	14	15	16	17	15	16	17	18	19	20	21	
20	21	22	23	24	25	26	18	19	20	21	22	23	24	22	23	24	25	26	27	28	
27	28	29	30				25	26	27	28	29	30	31	29	30						
JULY							AUGUST							SEPTEMBER							
S	M	T	W	T	F	S	S	M	T	W	T	F	S	S	M	T	W	T	F	S	
		1	2	3	4	5						1	2		1	2	3	4	5	6	
6	7	8	9	10	11	12	3	4	5	6	7	8	9	7	8	9	10	11	12	13	
13	14	15	16	17	18	19	10	11	12	13	14	15	16	14	15	16	17	18	19	20	
20	21	22	23	24	25	26	17	18	19	20	21	22	23	21	22	23	24	25	26	27	
27	28	29	30	31			24	25	26	27	28	29	30	28	29	30	31				
							31														
OCTOBER							NOVEMBER							DECEMBER							
S	M	T	W	T	F	S	S	M	T	W	T	F	S	S	M	T	W	T	F	S	
			1	2	3	4							1		1	2	3	4	5	6	
5	6	7	8	9	10	11	2	3	4	5	6	7	8	7	8	9	10	11	12	13	
12	13	14	15	16	17	18	9	10	11	12	13	14	15	14	15	16	17	18	19	20	
19	20	21	22	23	24	25	16	17	18	19	20	21	22	21	22	23	24	25	26	27	
26	27	28	29	30	31		23	24	25	26	27	28	29	28	29	30	31				
							30														

CONSENT AGENDA ITEM
11/18/2024

TOPIC: Consider Acceptance of Gifts and Donations to the District

SUBMITTED BY: Fernando Natividad, Chief Financial Officer

BACKGROUND: Donations received during the month of October 2024

ADMINISTRATIVE RECOMMENDATION: Administration recommends acceptance of gifts and donations to the district.

RECOMMENDED BOARD MOTION: I move the Board approve the acceptance of Gifts and Donations to the District.

Attachments:

1. 2024-2025 Year-to-Date Donation Totals
2. October Donation List

NOVEMBER 2024 DONATIONS

(Period October 2024)

<u>SCHOOL/DEPT</u>	<u>DESCRIPTION</u>	<u>AMOUNT</u>
	<u>HIGH SCHOOLS</u>	
<u>Irving HS</u>	Donated by: Judy and Jim Pharr Toy Tigers Donation	\$200
<u>Irving HS</u>	Donated by: Metroplex Military Charitable Trust JROTC Program	\$2,000
Irving HS	Donated by: K & G Men’s Company LLC Donation for Senior Class	\$17
Irving HS	Donated by: Print & Graphics Scholarship Foundation PGSF Grant for pro graf printer	\$9,187
<u>LBJ M.S.</u>	Donated by: John Widener, Rea life Nutrition Wood Panels donated for teacher use	\$250
Irving HS	Donated by: Air Power Foundation Grant-Marine Corps JROTC Program	\$2,500
		TOTAL
		\$14,154

DONATIONS & GIFTS
Beginning September 2024 - Ending August 2025

Month	2024-2025 Monthly Total	2024-2025 YTD Total	2023-2024 Monthly Total	2023-2024 YTD Total
September	\$10,900.00	\$10,900.00	\$11,350.00	\$11,350.00
October	\$14,154.00	\$25,054.00	\$1,760.00	\$13,110.00
November		\$0.00	\$660.00	\$13,770.00
December		\$0.00	\$40,500.00	\$54,270.00
January		\$0.00	\$5,870.00	\$60,140.00
February		\$0.00	\$348.00	\$60,488.00
March		\$0.00	\$1,150.00	\$61,638.00
April		\$0.00	\$0.00	\$61,638.00
May		\$0.00	\$3,395.00	\$65,033.00
June		\$0.00	\$0.00	\$65,033.00
July		\$0.00	\$200.00	\$65,233.00
August		\$0.00	\$1,201.00	\$66,434.00

NOVEMBER 2024 REPORT FROM DIVISION OF BUSINESS SERVICES

TAX OFFICE

Total Tax Collections for October 2024 are 5,734,082.11

	OCTOBER 2024	YEAR TO DATE
Current Year	\$ 5,788,289	\$ 5,788,289
Delinquent	\$ (218,137)	\$ (390,379)
Penalty & Interest	\$ 163,769	\$ 244,176
Other	\$ 161	\$ 192
Total	<u>\$ 5,734,082</u>	<u>\$ 5,642,278</u>

BUSINESS SERVICES

Payroll for October 2024 was paid as follows:

	GROSS PAY	BENEFITS	TOTAL
Local Maintenance	\$ 19,296,082	\$ 3,885,097	\$ 23,181,179
Special Revenue	\$ 2,224,539	\$ 449,780	\$ 2,674,319
Total	<u>\$ 21,520,620</u>	<u>\$ 4,334,877</u>	<u>\$ 25,855,497</u>

INVESTMENT EARNINGS REPORT

	SEPTEMBER 2024	YEAR TO DATE
Local Maintenance	\$ 467,595	\$ 467,595
Federal Programs	\$ 132,954	\$ 132,954
Interest & Sinking	\$ 12,978	\$ 12,978
Capital Projects	\$ 1,586,422	\$ 1,586,422
Internal Service	\$ 10,011	\$ 10,011
Total All Funds	<u>\$ 2,209,960</u>	<u>\$ 2,209,960</u>

MEMO

TO: Fernando Natividad, Chief Financial Officer

FROM: Cher Elzy, Director Tax Operations

SUBJECT: Monthly Tax Report

DATE: November 18, 2024

Attached for your consideration is the collection activity for the month of October 2024.

Our monthly collections for October reflect \$(218,137) in delinquent collections and \$5,788,289 in current collections and \$163,769 in penalty and interest. Adjustments made \$(1,155,706) in changes to delinquent tax years and \$1,927,591 in changes made to current year. Our current year (2024) reflects a beginning roll of \$219,823,978. Total ending receivable balance for all years is \$223,263,856 for the month of October 2024.

6 | 8 |

**IRVING INDEPENDENT SCHOOL DISTRICT
OCTOBER 2024
TAX COLLECTION REPORT**

IISD:

	M-T-D FY 2023-2024	M-T-D FY 2024-2025	Y-T-D FY 2023-2024	Y-T-D FY 2024-2025
Current Year	4,270,519.99	5,788,288.71	4,273,110.05	5,788,288.71
Delinquent	(180,159.86)	(218,136.98)	(395,419.24)	(390,378.94)
Penalty & Interest	69,680.83	163,769.40	195,435.43	244,176.32
Other	108.18	160.98	197.73	191.69
Sub-Total	4,160,149.14	5,734,082.11	4,073,323.97	5,642,277.78

Revenue year-to-date
compared to prior fiscal year 1,568,953.81

OTHER COLLECTIONS:

Research Fees	0.00	0.00
Attorney Fees	92,505.11	164,934.73
Court Costs	0.00	0.00
Rendition Penalty	916.97	1,234.23

REFUNDS:

	(2,287.30)	(4,872.68)
Total Collections	5,825,216.89	5,803,574.06

ACTIVITY SUMMARY:

	FY 2023-2024	FY 2024-2025
Collection Percentage Current Year Compared to Prior Year	2.10%	2.61%


RECEIVABLES YEAR-TO-DATE SUMMARY

	Current Year	Prior Years	Total Tax Receivables
Beginning Balance	219,823,977.71	8,065,902.46	227,889,880.17
Adjustments	1,927,590.97	(1,155,705.63)	771,885.34
Levy Paid	5,788,288.71	(390,378.94)	5,397,909.77
<u>Ending Balance</u>	<u>215,963,279.97</u>	<u>7,300,575.77</u>	<u>223,263,855.74</u>

I hereby certify the above report of tax collections to be true and accurate accounting of the revenues collected for as of the above report date according to and to the extent of the records of my office.

Cheryln Elzy
Cheryln Elzy, Tax Assessor/Collector RTA

Signed and sworn before me this 4th day of November, 2024



Amber Beal
Notary Public, State of Texas

2024-2025 INVESTMENT INTEREST EARNINGS

FUNDS

	SEP 2024	OCT 2024	NOV 2024	QUARTERLY TOTAL
LOCAL MAINTENANCE	\$467,595			\$467,595
FEDERAL PROGRAMS	132,954			132,954
INTEREST & SINKING	12,978			12,978
CAPITAL PROJECTS	1,586,422			1,586,422
INTERNAL SERVICE	10,011			10,011
TOTAL ALL FUNDS	\$2,209,960	\$0	\$0	\$2,209,960

% CHANGE FROM PRIOR MONTH/QUARTER 1302.64% -100.00% #DIV/0! 395.43%

	DEC 2024	JAN 2025	FEB 2025	QUARTERLY TOTAL
GENERAL OPERATING				\$0
FEDERAL PROGRAMS				0
INTEREST & SINKING				0
CAPITAL PROJECTS				0
INTERNAL SERVICE				0
TOTAL ALL FUNDS	\$0	\$0	\$0	\$0

% CHANGE FROM PRIOR MONTH/QUARTER #DIV/0! #DIV/0! #DIV/0! -100.00%

	MAR 2025	APR 2025	MAY 2025	QUARTERLY TOTAL
GENERAL OPERATING				\$0
FEDERAL PROGRAMS				0
INTEREST & SINKING				0
CAPITAL PROJECTS				0
INTERNAL SERVICE				0
TOTAL ALL FUNDS	\$0	\$0	\$0	\$0

% CHANGE FROM PRIOR MONTH/QUARTER #DIV/0! #DIV/0! #DIV/0!

	JUN 2025	JUL 2025	AUG 2025	QUARTERLY TOTAL
GENERAL OPERATING				\$0
FEDERAL PROGRAMS				0
INTEREST & SINKING				0
CAPITAL PROJECTS				0
INTERNAL SERVICE				0
TOTAL ALL FUNDS	\$0	\$0	\$0	\$0

% CHANGE FROM PRIOR MONTH/QUARTER #DIV/0! #DIV/0! #DIV/0!

	YEAR TO DATE TOTAL		
ALL FUNDS			
GENERAL OPERATING			\$467,595
FEDERAL PROGRAMS			132,954
INTEREST & SINKING			12,978
CAPITAL PROJECTS			1,586,422
INTERNAL SERVICE			10,011
GRAND TOTAL ALL FUNDS			\$2,209,960

	SEP 2023-SEP 2023	2023-2024		SEP 2022-SEP 2022	2022-2023	
		AMOUNT CHANGE	PERCENTAGE CHANGE		AMOUNT CHANGE	PERCENTAGE CHANGE
ALL FUNDS						
GENERAL OPERATING	\$462,493	\$5,102	1.10%	\$133,691	\$333,904	249.76%
FEDERAL PROGRAMS	133,163	(210)	-0.16%	61,673	\$71,281	115.58%
INTEREST & SINKING	14,738	(1,760)	-11.94%	18,251	(\$5,273)	-28.89%
CAPITAL PROJECTS	1,588,924	-	-	-	-	-
INTERNAL SERVICE	10,026	(16)	-0.16%	4,644	\$5,367	115.58%
GRAND TOTAL ALL FUNDS	\$2,209,346	\$3,116	0.14%	\$218,259	\$405,279	185.69%

		INCREASE/ (DECREASE) FROM PRIOR YEAR	CD AVERAGE INTEREST YIELD	LGIP AVERAGE INTEREST YIELD	AGENCY AVERAGE INTEREST YIELD	TOTAL AVERAGE INTEREST YIELD
TOTAL PORTFOLIO AS OF SEPT						
2024	535,242,517	31,020,800	---	---	---	---
2023	504,221,717	355,714,636	---	---	---	---
2022	148,507,081	(6,782,861)	---	---	---	---
2021	185,289,942	916,470	---	---	---	---
2020	154,373,472	(12,506,387)	---	---	---	---
2019	166,879,859	8,722,657	---	---	---	---
2018	158,157,202	4,581,933	---	---	---	---
2017	153,575,269	1,160,556	---	---	---	---
2016	152,414,713	(11,132,304)	---	---	---	---
2015	163,547,017	163,547,017	---	---	---	---

REPORT FROM FACILITIES & SCHOOL SUPPORT SERVICES

Facilities and Operations Department

A total of 2161 work orders have been completed from October 1, 2024, through October 3, 2024.

Document Services – Print Shop - Laserfiche – Project Requests - Work Orders

We received numerous requests to pull HR archival records (to pull and scan files to the Employee Records Repository).

Forms Management – Requests and Change Orders

Laserfiche Project and Work Order:

We are working to redesign and rebuild the Laserfiche repository. This will give us the ability to dynamically assign permissions based on student folders and locations. This will also give us the ability to have temporary locations for people to put files while they are being worked on or manipulated and that can be filed permanently later and only the correct people will have access to those folders to see the permanent folders. This will give us the ability to move into electronic cumulative folders at some point in the future.

We are working on a new form and workflow to make it easier for the employee contracts process on an annual basis. We were looking to use DocuSign but might end up having to pivot to something else since DocuSign licensing was going to be cost prohibitive for us.

We have continued to add new pieces to the workflow to make the project pass forms easier on the end users and more productive for those who are receiving notifications of new project pass students.

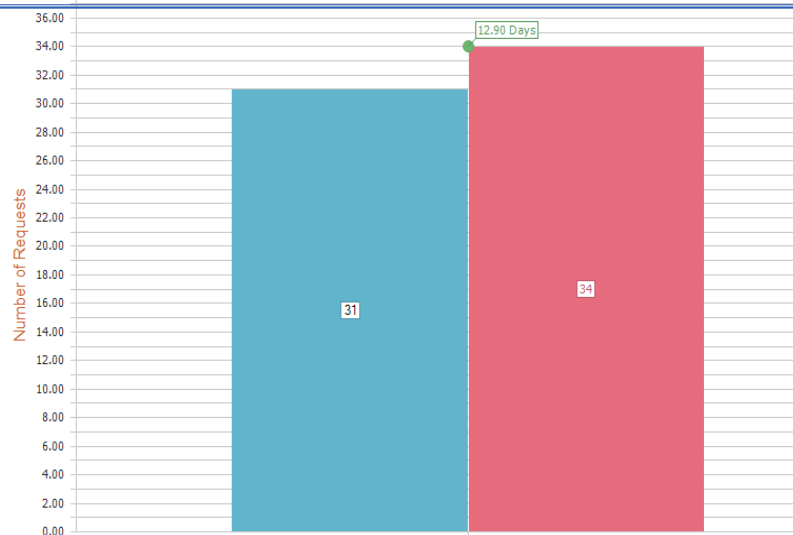
GovQA - Public Information & Subpoenas

In October:

For the 2024-2025 school year:

Period Summary

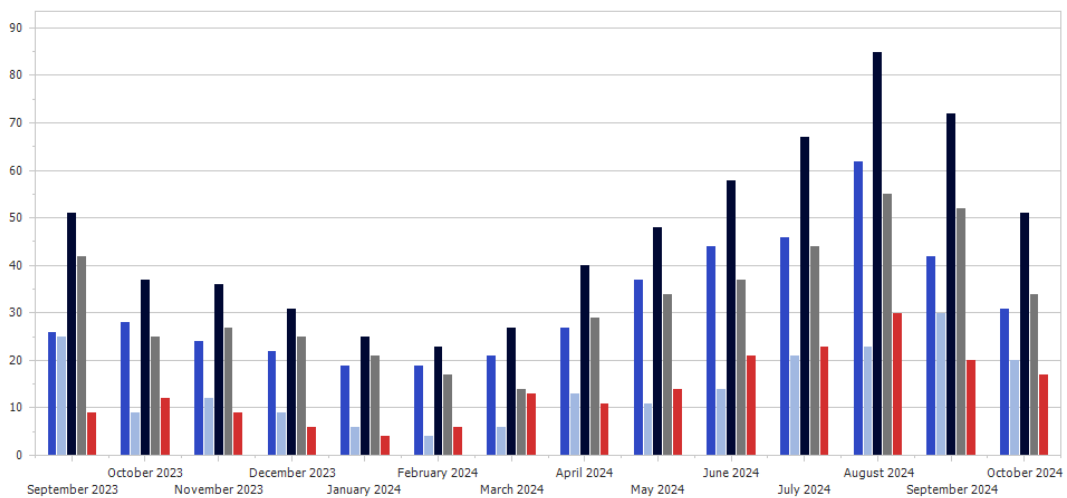
Reporting Period: 10/1/2024 - 10/31/2024
 Request Type: All Request Types
 Department: All Departments
 Group: All Groups
 Run Date: 11/07/2024 12:54 PM



Backlog Trend Report

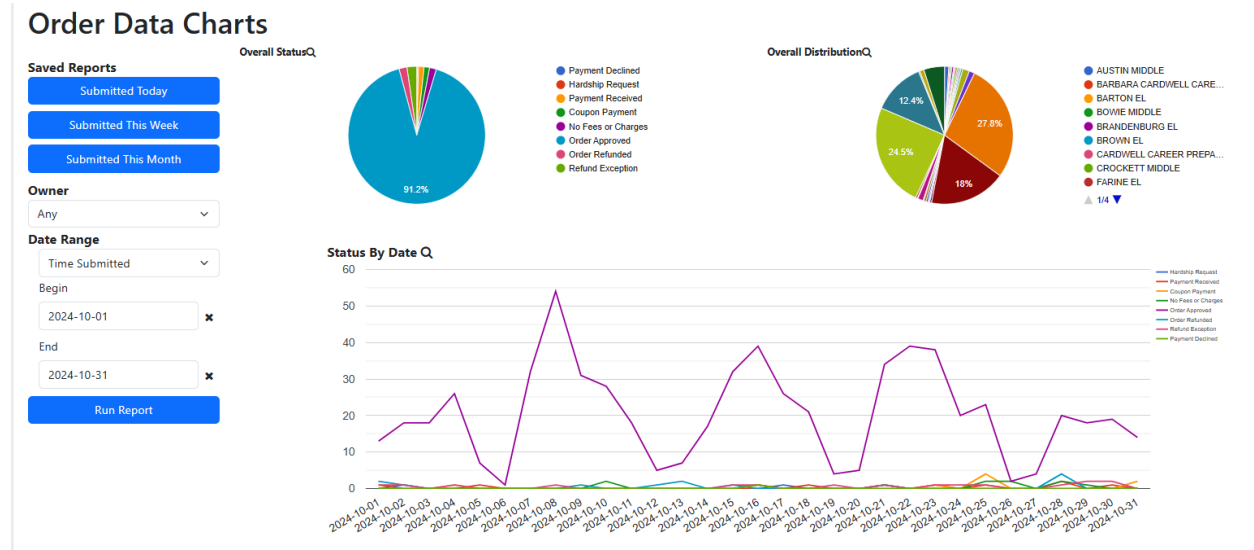
Create Date: 9/1/2023 - 10/31/2024
 Report On: Request Type - All Request Types
 Group Time Frame: Month
 Filter: Assigned Department - All Assigned Departments
 Run Date: 11/7/2024 12:55 PM

Backlog Trend Report for Request Type - All Request Types

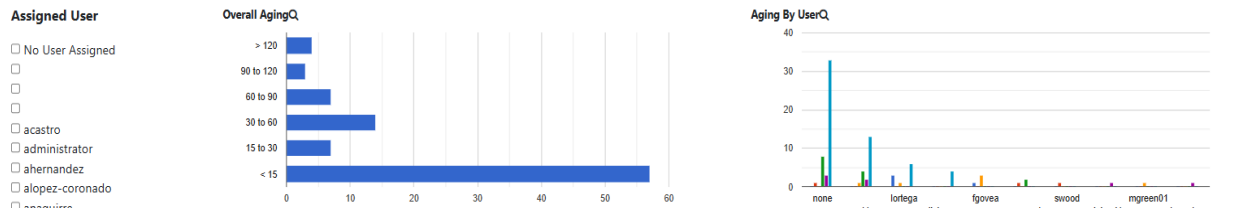


ScribOrder - Student Record Requests

In October, 692 student records requests were received.



Aging Report



Print Shop - Orders

We received and processed 337 print requests for October; 17,609 B/W & 66,026 Color pages printed. Total billed out (JV) \$3,284 for print services.

Mail Center – Pieces and Postage

In October, we processed 4,199 pieces of mail for US Postage at a cost of \$3,034.79. We processed 3 packages for \$19.95. We continue to process interoffice mail daily.

SchoolDude – Document and Record Management Work Orders

In October, we received 370 total requests.

Craft Comparisons



- 📄 Document Management \$6.00 (Last Month)
- 📦 Internal Delivery \$1,243.00 (Last Month)
- 📁 Records Management \$50.50 (Last Month)

Summary of Expenditures by Craft

Irving ISD

Custom Period (10/01/2024 - 10/31/2024)

Craft	Labor Hrs	Labor Costs	Material Costs	Sales Tax	Total Costs	WO Count	WO % of Work (Count)	Avg Hours Per WO	Avg Cost Per WO
Document Management	.16	\$4.00	\$0.00	\$0.00	\$4.00	2.00	0.54%	.08	\$2.00
Internal Delivery	45.42	\$1,135.50	\$0.00	\$0.00	\$1,135.50	353.00	95.41%	.13	\$3.22
Records Management	1.2	\$30.00	\$0.00	\$0.00	\$30.00	15.00	4.05%	.08	\$2.00
Grand Totals	46.78	\$1,169.50	\$0.00	\$0.00	\$1,169.50	370.00	100.00%	.13	\$3.16

Maintenance – The Maintenance Department completed 770 work orders. The department maintains critical infrastructure in the following areas: Bond Replacement Systems, Electrical, HVAC, Plumbing, Preventive Maintenance, Fire Safety Equipment, Kitchen Equipment, Elevators, Public Address Systems, Carpentry, Roofing, Painting, Energy Management and Locks and Keys.

The Grounds Section & Regulatory Compliance, IPM and Safety –The Grounds Department completed 203 work orders. The department maintains outside grounds of district facilities, athletic fields, 191-vehicle maintenance fleet, landscaping equipment, pest, asbestos, and safety.

Operations – The Custodial Department completed 562 work orders. The work performed in our department could range from moving furniture, disinfecting, light maintenance, or any other needs at the campus level.

Warehouse –

Routine Custodial, Food Service, Health Services, and Maintenance Orders processed in October total 874 orders posted in MUNIS and School Dude.

- 98% average 3-day delivery time of supply orders.
- For Delivery, Warehouse, and Surplus Crafts the warehouse completed 202 School Dude work orders. For Internal Delivery and Records Management Crafts the warehouse completed 416 School Dude work orders. The warehouse completed 256 MUNIS pick tickets. Total completed work orders and pick tickets for October are 874.

The Surplus Warehouse processed Two auctions started in October that brought in \$21,085.00.