

IRVING INDEPENDENT SCHOOL DISTRICT

Regular - BOARD OF TRUSTEES  
7:00 PM

Irving ISD Board Room  
2621 West Airport Freeway  
Irving, TX 75062  
Monday, September 16, 2024

**A G E N D A**

**I. CALL TO ORDER FOR 7:00 P.M. REGULAR BOARD MEETING**

**II. FIRST ORDER OF BUSINESS**

- A. Announcement by the Chairperson Whether a Quorum is Present, and that the Meeting has been Duly Called, and that Notice of the Meeting has been Posted in Accordance with the Texas Open Meetings Act. Texas Government Code Chapter 551.
- B. Invocation
- C. Pledge of Allegiance to the American and Texas Flags Presented by Good Elementary
- D. Receive Public Input on 2024-2025 Every Student Succeeds Act (ESSA) (F. Natividad)
- E. Recognition of the Teacher of the Month - Bethany Vaughan, PreK 3 ESL, Clifton ECS 5
- F. Recognition of the Employee of the Month - Ana Maturino, Parent Liaison, Farine ES 6
- G. Recognition of the Guest Educator of the Month - Roxanne Gamez, Nominated by Townley ES 7
- H. Special Recognition
  - 1. Recognition of National Acknowledgement of Program Recipients (A. Gomez/ J. Soberanis) 8
- I. Announcements
  - 1. Administration
    - a. Superintendent Announcement(s)
  - 2. Board of Trustees 1

a. Individual Trustee Report on IISD Student Activity/Event

J. Public Comment - Individuals Wishing to Address the Board on Agenda Items.

III. **ACTION ITEMS**

A. Consider Approval of Consent Agenda Items:

1. Consider Approval of Minutes of August 19, 2024 (M. Hernandez) 9
2. Consider Approval of Financial Statement for July 2024 (A.D. Jenkins) 15
3. Consider Approval of Irving ISD Partial Tax Rolls for 2024 (A.D. Jenkins) 44
4. Consider Approval of the Supplements to the Irving ISD Tax Rolls (A.D. Jenkins) 46
5. Consider Resolution to Approve Designated Hazardous Route Serving Lee Elementary School (A. Smith) 90
6. Consider Approval of the 2024-2025 T-TESS (Texas Teacher Evaluation & Support System) List of Updated Approved Appraisers (K. Gilleland/ J. Acosta/ E. Morlett) 93
7. Consider Approval of First and Final Reading of Revisions to Local Policies FDA (LOCAL) and FDB (LOCAL) (J.C. Martinez/ W. Nute)
8. Consider Approval of the Final Guaranteed Maximum Price for the Construction & Replacement of Crockett Middle School (F. Natividad/ J. Pilgrim/ M. Zakhary) 96
9. Consider Approval of the Final Guaranteed Maximum Price for the Construction & Replacement of Barton Elementary (F. Natividad/ J. Pilgrim/ M. Zakhary) 99
10. Consider Approval of Award for Request for Qualifications (RFQ) #24B-13-600 for Test & Balance and/or Commissioning Services (F. Natividad/ J. Pilgrim/ M. Zakhary) 102
11. Consider Approval of the Renewal of Award for Request for Qualifications (RFQ) #22-113-735 for Bond Attorney - Legal Services for 2023 Bond Program (F. Natividad/ J. Pilgrim) 106
12. Consider Approval of the Renewal of Award for Request for Proposal (RFP) #23B-12-600 for the Purchase of Security Product Kits and Related Products (Bond Funded) (A. Smith/ L. Rosado) 111
13. Consider Approval of the Renewal of Award for Request for Proposal (RFP) #23B-13-600 for the Purchase of Security 115

Sensors, Beacons, and Related Services (Bond Funded) (A. Smith/ L. Rosado)

- |   |     |
|---|-----|
| 14. Consider Approval of Award for Request for Proposal (RFP) #25-02-859 for the Purchase of K-12 Instructional Software and Learning Management Tools (L. Castillo/ L. Rosado) | 119 |
| 15. Consider Acceptance of Report to Irving ISD Board of Trustees for 2023-2024 Management Fees Under Certain Cooperative Purchasing Contracts (F. Natividad/ L. Rosado)        | 124 |
| 16. Consider Acceptance of Gifts and Donations to the District (F. Natividad)   | 126 |

#### IV. **OTHER BUSINESS**

##### A. Written Reports

##### 1. Division Reports

##### a. Business Services

- Total Tax Collections
- Payroll
- Investment Earnings
- Quarterly Investment Report

##### b. Support Services

129

- Monthly Maintenance Work Order Summary Report for August (A. Smith/ S. Andrews)

##### c. Human Resources

#### V. **EXECUTIVE SESSION** - The Board may Recess the Open Meeting and Reconvene in a Closed Meeting Pursuant to the Following Sections of the Texas Government Code and as Authorized by Sections 551.071-551.076 and 551.082-551.084 Therefore of

##### A. Section 551.071 - To Seek the Advice of the Board's Attorney About:

1. Pending or Contemplated Litigation, Settlement Offer, or Matter Under Investigation.
2. A Matter in Which the Professional Duty of the Attorney to the Board Conflicts with the Applicable Provisions of the Texas Open Meetings Act.

##### B. Section 551.072 - To Deliberate the Purchase, Exchange, Sale, Lease or Value of Real Property if such Deliberation in Open Session Would have a Detrimental Effect on the Board's Position in Negotiations with a Third Party.

C. Section 551.074 - To Deliberate the Appointment, Employment, Resignation, Evaluation, Reassignment, Proposed Nonrenewals, Termination, Duties, Discipline, or Dismissal of a Public Officer or Employee; or to Hear a Complaint or Charge Against an Officer or Employee.

VI. **RECONVENE** from Closed Meeting for Action Relative to Items Covered in Such Meeting.

A. Consider Action by the Board Related to Pending or Contemplated Litigation, Settlement Offer, or Matter Under Investigation.

B. Public Comments - Individuals Wishing to Address the Board or Make Comments Regarding Issues Not on the Agenda will be Heard at this Time.

VII. **ADJOURNMENT**

**SPECIAL RECOGNITION**  
**September 16, 2024**

**TEACHER OF THE MONTH**  
**September 2024**

The Clifton team is thrilled to nominate Mrs. Bethany Vaughan for Teacher of the Month. Mrs. Vaughan works tirelessly to create an inclusive and exciting learning environment that engages every student and makes learning fun. Her ability to build strong, supportive relationships with both students and their families while fostering a sense of community and trust in the classroom is truly remarkable.

Mrs. Vaughan demonstrates profound empathy and compassion, always attentive to the needs and feelings of her students. Her diverse skills and abilities to enrich the learning environment for students make her an invaluable asset to our educational community. Mrs. Vaughan's genuine passion for teaching is evident in everything she does, and her collaborative spirit with colleagues ensures that every student's needs are met. The dedication and love she has for her work make her an exemplary candidate for this recognition.

Congratulations, Mrs. Bethany Vaughan, on being Irving ISD's September Teacher of the Month!

**SPECIAL RECOGNITION**  
**September 16, 2024**

**EMPLOYEE OF THE MONTH**  
**September 2024**

It is a privilege to have Ms. Ana Maturino as our Parent Liaison at Farine Elementary, as she dedicates a seemingly endless amount of time to supporting our families, teachers, and students. She ensures parents receive consistent communication about volunteer opportunities at Farine and throughout our community. Her positive energy and attitude motivate our team and parents, making it a pleasure to work with her. She is reflective on her work and seeks ways to grow our parent volunteers and improve what our campus has to offer.

Ms. Maturino plays an instrumental role in our parent-teacher organization and the growth of our PTO board. She creates a collaborative team environment by welcoming others to share their ideas and is an integral part of ensuring those ideas come to fruition. Team Farine appreciates Ms. Ana's dedication, support, and open-mindedness as she supports our Falcons and their families to learn, grow, and SOAR daily!

Congratulations, Ms. Ana Maturino, on being Irving ISD's September Employee of the Month!

**SPECIAL RECOGNITION**  
**September 16, 2024**

**GUEST EDUCATOR OF THE MONTH**  
**September 2024**

Ms. Roxanne Gamez is someone Townley can count on to be ready to step into any role or classroom. She is a highly capable individual who we believe is the epitome of a team player. She even carries her tennis shoes with her so she's ready to jump into our LIFE classrooms and provide support during specials and lunch.

Ms. Gamez brings a positive attitude to all classrooms and a willingness to support all learners. She works to make genuine connections with students and other staff members. The relationships she builds with students and staff allow her to maximize her impact throughout her time at Townley.

We are very appreciative of her work, energy, and heart for Irving ISD students.

Congratulations, Ms. Roxanne Gamez, on being Irving ISD's September Guest Educator of the Month!

**SPECIAL RECOGNITION**  
**September 16, 2024**

**TOPIC: Acknowledgement of National Recognition Program Recipients**

**SUBMITTED BY:** Julie Soberanis, Director of Guidance and Counseling

**BACKGROUND:** In August 2024, College Board awarded thousands of students from across the country with academic honors through the annual National Recognition Programs, available to students on BigFuture.org. The programs celebrate underrepresented students who excel academically on College Board assessments, including PSAT/NMSQT<sup>®</sup>, PSAT<sup>™</sup> 10, and AP<sup>®</sup> Exams. The awards aren't only a chance for school communities to celebrate. Many colleges intentionally recruit awardees through College Board's Student Search Service<sup>™</sup>.

High-achieving students from all 50 states and U.S. territories were eligible for the five programs: National African American Recognition Program, National Hispanic Recognition Program, National Indigenous Recognition Program, National Rural and Small Town Recognition Program, and for the first time, the National First-Generation Recognition Program.

IRVING INDEPENDENT SCHOOL DISTRICT  
**WORK SESSION - BOARD OF TRUSTEES**  
**5:00 P.M.**  
**2621 W. Airport Freeway, Irving, Texas, 75062**  
**Monday, August 19, 2024**

Call to Order            The work session was called to order by President Dr. Rosemary Robbins at 5:04 p.m.

MEMBERS                Dr. Rosemary Robbins, President  
PRESENT:                AD Jenkins, Vice President  
                              Michael Kelley, Secretary  
                              Mary Richarte  
                              Michael Kelley  
                              Lisa Lobb  
                              Randy Randle  
                              Nuzhat Hye

ABSENT:

ALSO                    Magda Hernandez, Superintendent  
PRESENT:                Fernando Natividad, Finance and Federal/State Programs  
                              Dorian Galindo, Chief of Staff  
                              Andre Smith, Chief of Administrative Services Wesley Nute, District  
                              General Counsel  
                              Cher Elzy, Tax Collector  
                              Liesl Payne, Executive Director of Adult Learning, Employee Wellness  
                              and Community Engagement  
                              Katie Gilleland, Executive Director of Human Resources  
                              Jorge Acosta, Director of Human Resources  
                              Lisa Hill, Director of Human Resources  
                              Emilio Morlett, Investigator  
                              Ernest Rivera, HR Generalist  
                              Mahdia Lalee, Director of Business Office Mieisha Runnels, Business  
                              Office  
                              Kevin Dodge, Safety & Security  
                              Jennifer McKee, Director of Early Childhood  
                              Bel Williams, Executive Director of Intervention Services  
                              Jose Villasenor, Employee Wellness  
                              Martiza Villa, Director of Student Assessment  
                              Gabriella Johnson, Purchasing Bond  
                              Kristina Feldner,  
                              Erika Pedroza, MarCom  
                              Morad Zakhary, Bond Office  
                              Karen Gae, Bond  
                              Marco Hinojosa, Transportation  
                              Rachel Taylor, Special Ed  
                              Deanna Terrell, Data Governance  
                              Renee Merritt, MacArthur  
                              Jerome Pilgrim, Director of Purchasing  
                              Sammy Andrews, Director of Facilities and School Support Services  
                              Litzzy Ambrocio, School Leadership  
                              Laura Marquez, School Operations

VISITORS:

Special  
Recognition

Discussion of  
Regular Board  
Meeting Agenda  
Matters

Discussion took place on August 19, 2024, Regular Meeting Agenda matters.

Executive Session Go into Executive Session at 5:16 pm

- A. Section 551.071 - To seek the advice of the Board's attorney about:
  - 1. Pending or Contemplated Litigation, Settlement Offer, or Matter Under Investigation
  - 2. A Matter in Which the Professional Duty of the Attorney to the Board Conflicts with the Applicable Provisions of the Texas Open Meetings Act.

B. Section 551.072 - To deliberate the purchase, exchange, sale, lease or value of real property if such deliberation in open session would have a detrimental effect on the Board's position in negotiations with a third party

C. Section 551.074 - To deliberate the appointment, employment, resignation, evaluation, reassignment, proposed non-renewals, termination, duties, discipline, or dismissal of a public officer or employee; or to hear a complaint or charge against an officer or employee.

Reconvene into Open Session at 6:54 pm

Adjournment

The work session adjourned at 6:58 pm

IRVING INDEPENDENT SCHOOL DISTRICT  
**REGULAR MEETING - BOARD OF TRUSTEES 7:00 P.M.**  
**2621 W. Airport Freeway, Irving, Texas, 75062**  
**Monday, August 19, 2024**

Call to Order      The Regular Meeting was called to order by the President Dr. Rosemary Robbins at 7:00 p.m.

MEMBERS            Dr. Rosemary Robbins, President  
PRESENT:            Michael Kelley, Secretary  
                          AD Jenkins, Vice President  
                          Mary Richarte  
                          Lisa Lobb  
                          Randy Randle  
                          Nuzhat Hye

ABSENT:

ALSO                 Magda Hernandez, Superintendent  
PRESENT:            Fernando Natividad, Finance and Federal/State Programs  
                          Dorian Galindo, Chief of Staff  
                          Andre Smith, Chief of Administrative Services  
                          Wesley Nute, District General Counsel  
                          Cher Elzy, Tax Collector  
                          Liesl Payne, Executive Director of Adult Learning, Employee  
                          Wellness and Community Engagement  
                          Katie Gilleland, Executive Director of Human Resources  
                          Jorge Acosta, Director of Human Resources  
                          Emilio Morlett, Director of Human Resources  
                          Mahdia Lalee, Director of Business Office  
                          Mieisha Runnels, Business Office  
                          Kevin Dodge, Safety & Security  
                          Martiza Villa, Director of Student Assessment  
                          Gabriella Johnson, Purchasing Bond  
                          Kristina Feldner,  
                          Erika Pedroza, MarCom  
                          Morad Zakhary, Bond Office  
                          Karen Garcia, Bond  
                          Jerome Pilgrim, Director of Purchasing  
                          Deanna Terrell, POD  
                          Judy Boone, Digital Resources  
                          Ashly Witek, Human Resources  
                          Nancy Cruz, Travis MS  
                          Stephen Douglas, MacArthur HS  
                          Claudia Sadler, Payroll  
                          Kathy Miller, UEA  
                          Nancy Atkinson, Keyes ES  
                          Alyssa Ramos, Keyes ES  
                          Stephanie Gonzalez, Keyes ES  
                          Litzy Ambrocio, School Leadership  
                          Laura Marquez, School Operations

VISITORS:            Phil Meadures  
                          Stalin Michael  
                          Leilani Carr  
                          Mariela Magro Malo  
                          Laura Wilson  
                          Tiffany Lang

Invocation            The invocation was given by Reverend Joshua Hanchett from the Potter's House

Pledge                The pledge to the American and Texas Flags by Keyes ES

Public  
Comment

Consent Agenda

11      1. Consider Approval of Minutes of July 22, 2024  
                          (M. Hernandez)

2. Consider Approval of Financial Statement for June 2024 (A.D. Jenkins)
  3. Consider Approval of Resolution and Order No. 23-24-16 Authorizing August Amendment to the 2023-2024 Budget (A.D. Jenkins)
  4. Consider Approval of the Supplements to the Irving ISD Tax Rolls (A.D. Jenkins)
  5. Consider Approval of the 2024 Irving ISD Appraisal Roll (A.D. Jenkins)
  6. Consider Approval of District Improvement Committee Membership 2024-2025 (D. Galindo)
  7. Consider Approval of the 2024-2025 Irving ISD Student Code of Conduct (R. Lizardo)
  8. Consider Approval of the 2024-2025 T-TESS (Texas Teacher Evaluation & Support System) List of Approved Appraisers (K. Gilleland/J. Acosta/ E. Morlett)
  9. Consider Approval of Interlocal Agreement with Texas Association of School Boards (TASB) for Workers' Compensation Third-Party Administration Services (J.C. Martinez/ K. Gilleland/ E. Morlett/ J. Pilgrim)
  10. Consider Approval Policy of Expenditure of Additional Funding Source for the Purchase of Various Software Subscriptions (A. McQuarters/ J. Pilgrim)
  11. Consider Approval of Award and Execute Contract with Selected Firm for Architect and Engineering Services for Services for Construction of Secured Vestibules at Various Campuses (2023 Bond Funded) (A. Smith/ J. Pilgrim)
  12. Consider Approval of Award for Request for Competitive Sealed Proposal RFCSP #24B-07-914 for Construction of Secured Vestibules of Various Campuses and Execute Agreement with Selected Firm (2023 Bond Funded)
  13. Consider Approval of the Renewal of Award for Request for Proposal (RFP) #21-95-919 for the Purchase of LED Parking Lot Lighting and Related Services (A. Smith/ L. Rosado)
  14. Consider Approval of the Renewal of Award for Request for Proposal (RFP) #22-68-914 for the Purchase of Carpet, Tile, Wood and other Related Flooring Services (A. Smith/ L. Rosado)
  15. Consider Approval of the Renewal of Award for Request for Proposal (RFP) #23B-11-600 for the Purchase and Installation of Metal Detectors and Related Flooring Services (A. Smith/ L. Rosado)
  16. Consider Approval of Award for the Purchase of Consumable Office Products and Supplies for the 2024-2025
  17. Consider Approval of the Renewal of Award for Request for Proposal (RFP) #21-92-737 for the Purchase of Awards, Trophies, and Promotional Products
  18. Consider Approval of the Renewal of Award for Request for Proposal (RFP) #22-82-737 for the Purchase and/or Rental of Staff Uniforms and Related Items (F. Natividad/ L. Rosado)
  19. Consider Approval of the Renewal of Award for Request for Proposal (RFP) #23-70-737 for the Purchase of Armored Car Service (F. Natividad/ L. Rosado)
  20. Consider Approval of the Anticipated Collection Rate for the Tax Year 2024 (F. Natividad/ C. Elzy)
  21. Consider Acceptance of Gifts and Donations to the District (F. Natividad)
  22. Consider Approval of First and Final Reading of Revisions to Local Policies as Applicable Per TASB 123 to BBD (LOCAL), BBFA (LOCAL), CKC (LOCAL), CKE (LOCAL), CKEC (LOCAL), CKED (LOCAL), CQC (LOCAL), DCE (LOCAL), DGBA (LOCAL), EEH (LOCAL), EF (LOCAL), EFA (LOCAL), EFB (LOCAL), FNG (LOCAL), GF (LOCAL), and the First and Final Reading of District of Innovation Related Policies DBA (LOCAL), DCA (LOCAL), DFAA (LOCAL), DNA (LOCAL), DL (LOCAL), EB (LOCAL), and GKA (LOCAL), and the First and Final Reading of Class Ranking Policy EIC (LOCAL) (J.C. Martinez/ W. Nute)
- B. Consider Approval of Resolution and Order No. 23-24-17 Approving and Adopting the Budget for 2024-2025 Fiscal Year; Appropriating Funds for Each Department, Project, and Account; and Authorizing Other Matters Related to the Subject (F. Natividad)
- C. Consider Approval of Resolution No. 23-24-07 Levying School District Ad Valorem Taxes for the Irving, Texas for the Fiscal Year 2024-2025; and Tax Year 2024 and for Each Year Thereafter Until Otherwise Provided; Directing the Assessment and Collection Thereof (F. Natividad/ C. Elzy)

*Michael Kelley made a motion to approve the Consent Agenda Items*

*Randy Randle seconded.*

*Passed 6-0*

Public Comment

Laura Wilson – MacArthur Construction Traffic  
Michael Stalin – Committee Based Initiative program  
Oscar Ward – Inquire on the status of what Irving ISD will do about banning cellphones in the classrooms

Superintendents  
Announcements

Superintendent Hernandez made announcements regarding several key events: the Groundbreakings, District of Distinction, Summer Graduation, the opening of MAHI, and the First Day of School.

Board  
Announcements

Lisa Lobb – Also attended Irving High School on the first day of school, where everything ran smoothly, thanks to the excellent organization by Superintendent Hernandez and Principal Samuel Hernandez. One of the many exceptional opportunities we offer in this district is the chance for students to earn their associate’s degree upon graduation—an advantage not commonly found in charter or private schools.

Nuzhat Hye – I attended the transportation groundbreaking and the first day of school at Hanes. The opening of MAHI was an impressive and innovative addition; it truly exemplifies the unique value of our district. This new year will bring its share of challenges, opportunities, and achievements, but together, we will strive for success and growth.

Mary Richarte – Welcome back! I’d also like to extend kudos to the cafeteria workers—they are doing a fantastic job.

Randy Randle – I visited Brown Elementary and extended my congratulations to Principal Bloomfield for a successful first day of school. Last month, I was proud to be part of the public education system and wanted to share some key updates: we approved a college readiness contract, passed a Head Start collaboration with Greater Dallas for Pre-K programs, established an agreement for the Deaf program, approved Home Bound Instruction for students, authorized Onsite purchases for the instructional program, enhanced healthcare safety for the Special Education department, and greenlit numerous construction projects through the bond program. Additionally, we adapted a budget that sets us apart from other districts. These achievements underscore the unique contributions of our public schools compared to charter and private institutions.

Executive Session

Michael Kelley – I visited several schools on the first day of school, engaging with students and principals. Additionally, I attended the groundbreaking ceremony for the Transportation groundbreaking.

AD Jenkins – On the first day of school, I visited several schools and received a warm reception from the campus communities. I had the opportunity to meet and interact with the Nimitz Vikings football team, as well as engage with student athletes from the Irving Tigers and MacArthur High Cardinals.

Dr. Rosemary Robbins - I’ll conclude by highlighting the strengths of our public schools. I’d like to give kudos to the academic teams and campuses; this school district truly stands out as one in a million. None of these achievements would be possible without the collective efforts of all of us. We must remain strong and supportive for our students. I couldn’t be prouder of our board and Superintendent.

Go into *Executive Session* at 8:15pm

Hear and/or Deliberate the Level Three Grievance Appeal of Mariela Magro-Malo (Pursuant to Policy DGBA (LOCAL))

Hear and/or Deliberate the Level Three Grievance Appeal of Tiffany Lang (Pursuant to Policy DGBA (LOCAL))

Reconvened Open Session at 10:41pm

*Trustee Lisa Lobb rejects the Level Three Grievance decision for Mariela Magro-Malo*

*Trustee Randy Randle seconds*

*Passed 7-0*

*Trustee Randy Randle uphold the Level Two decision and ensures that Tiffany Lang is provided with a neutral reference letter*

*Trustee Mary Richarte seconds*

*Passes 7-0*

ADJOURNMENT

The Board Meeting adjourned at 10:52 pm

**CONSENT ACTION ITEM**  
09/16/2024

**TOPIC:** Consider Approval of Financial Statements for July 2024

**SUBMITTED BY:** Fernando Natividad; Chief Financial Officer

**BACKGROUND:** The monthly preparation of the financial statement is to provide information about the financial position, performance, and changes in financial position of the district, which can be useful to the Board of Trustees, management, and other stakeholders in making economic decisions.

**ADMINISTRATIVE RECOMMENDATION:** The Administration recommends that the Board approve the Financial Statements for July 2024.

**RECOMMENDED BOARD MOTION:** I move the Board to approve the Financial Statements for July 2024.

**Attachments:**

1. Summary Memo from Mahdia Lalee to Fernando Natividad
2. Graphic Presentation of Expenditures and Fund Balance
3. Expenditures and Revenue Report for All Funds
4. Balance Sheet Reports for General Operating, Food Service and Debt Service Funds

Date: September 16, 2024  
To: Fernando Natividad, Chief Financial Officer  
From: Mahdia Lalee, Director of Business Operations  
Subject: Financial Statements for July 2024

---

## **General Operating Fund**

### Revenue:

Total revenue and other sources for the General Operating Fund through July were \$304,198,098 or 91.9% of budget, compared to \$313,439,269 or 93.7% of budget last year, a decrease of \$9,241,171 or 2.9%. This decrease is attributed to the following item:

- Local Resources totaled \$151,478,650 compared to \$181,864,437 last year, a decrease of \$30,385,787.
- State Resources totaled \$142,399,177 compared to \$121,535,199 last year, an increase of \$20,863,978.

### Expenditures:

Total expenditures and other uses for the General Operating Fund through July were \$296,883,795 or 87.9% of budget, compared to \$298,863,346 or 86.3% of budget last year, a decrease of \$1,979,551 or 0.66%.

- Function 51 totaled \$27,334,817 compared to \$28,926,853 last year, a decrease of \$1,592,036. This decrease is attributed to Singley Crawlspace Repairs taking place in the previous year.

## **Food Service Fund**

### Revenue:

Total revenue and other sources for the Food Service Fund through July were \$25,297,897 or 101.4% of budget compared to \$24,311,807 or 96.1% of budget last year, an increase of \$986,090 or 4.1%.

- Federal Resources totaled \$22,960,915 compared to \$21,915,700 last year, an increase of \$1,045,215.

### Expenditures:

Total expenditures and other uses for the Food Service Fund through July were \$23,271,946 or 82.9% of budget, compared to \$20,118,870 or 84.8% of budget last year, an increase of \$3,153,076 or 15.7%. The increase in total expenditures was attributed to the following item:

- Function 35 – This increase is a combination of a collective increase in payroll, food and supplies, as well as capital assets purchased in the current year versus last year.

## **Debt Service Fund**

### Revenue:

Total revenue and other uses for the Debt Service Fund through July were \$62,325,951 compared to \$47,426,701 last year, an increase of \$14,899,250. This increase is attributed to:

- Local Resources totaled \$57,849,086 compared to \$45,934,653 last year, an increase of \$11,914,433.

### Expenditures:

Total expenditures and other uses for the Debt Service Fund through July were \$48,218,025 compared to \$39,559,550 last year, an increase of \$8,659,300. This increase is attributed to:

- 2023 Semi-Annual Bond interest and principal payment totaled \$8,081,000.

## **Special Revenue Funds**

Special Revenue Funds are used to account for the proceeds of special revenue sources (other than tax assessments, major capital projects, etc.) that are legally restricted to expenditures for specified purposes, such as special education grants.

### Revenue:

Total revenue and other uses for the Special Revenue Fund through July were \$35,816,578 compared to \$48,210,673 last year, a decrease of \$12,394,095. This decrease is attributed to:

- Federal Program Revenue totaled \$32,464,992 compared to \$45,550,688 last year this time, a decrease of \$13,085,697.

### Expenditures:

Total expenditures and other uses for the Special Revenue Fund through July were \$45,572,369 compared to \$49,075,590 last year, a decrease of \$3,503,221.

- The decrease is attributed to less expenditures from special revenue funds.

## **Capital Projects Funds**

### Revenue:

Total revenue and other uses for the Capital Project Fund through July were \$18,042,984. This is attributed to the 2023 bonds and the interest earned on those funds.

### Expenditures:

Total expenditures and other uses for the Capital Project Fund through July were \$31,347,314 compared to \$1,602,133 last year, an increase of \$29,745,181. The increase is attributed to the 2023 bond and current ongoing projects.

## Proprietary Funds

Irving ISD maintains the following Internal Service Funds: Workers' Compensation, Unemployment, Science Refurbishment, and Print Shop Service Center.

### Revenue:

Total revenue and other sources for the Proprietary Fund through July were \$2,547,364 or 80.2% of budget compared to \$1,902,419 or 75.6% of budget last year, an increase of \$644,945. The increase in total revenue is attributed to the following item:

- Interfund transfer of \$700,000 to the Risk Management fund to cover the TASB costs for the 23-24 fiscal year.

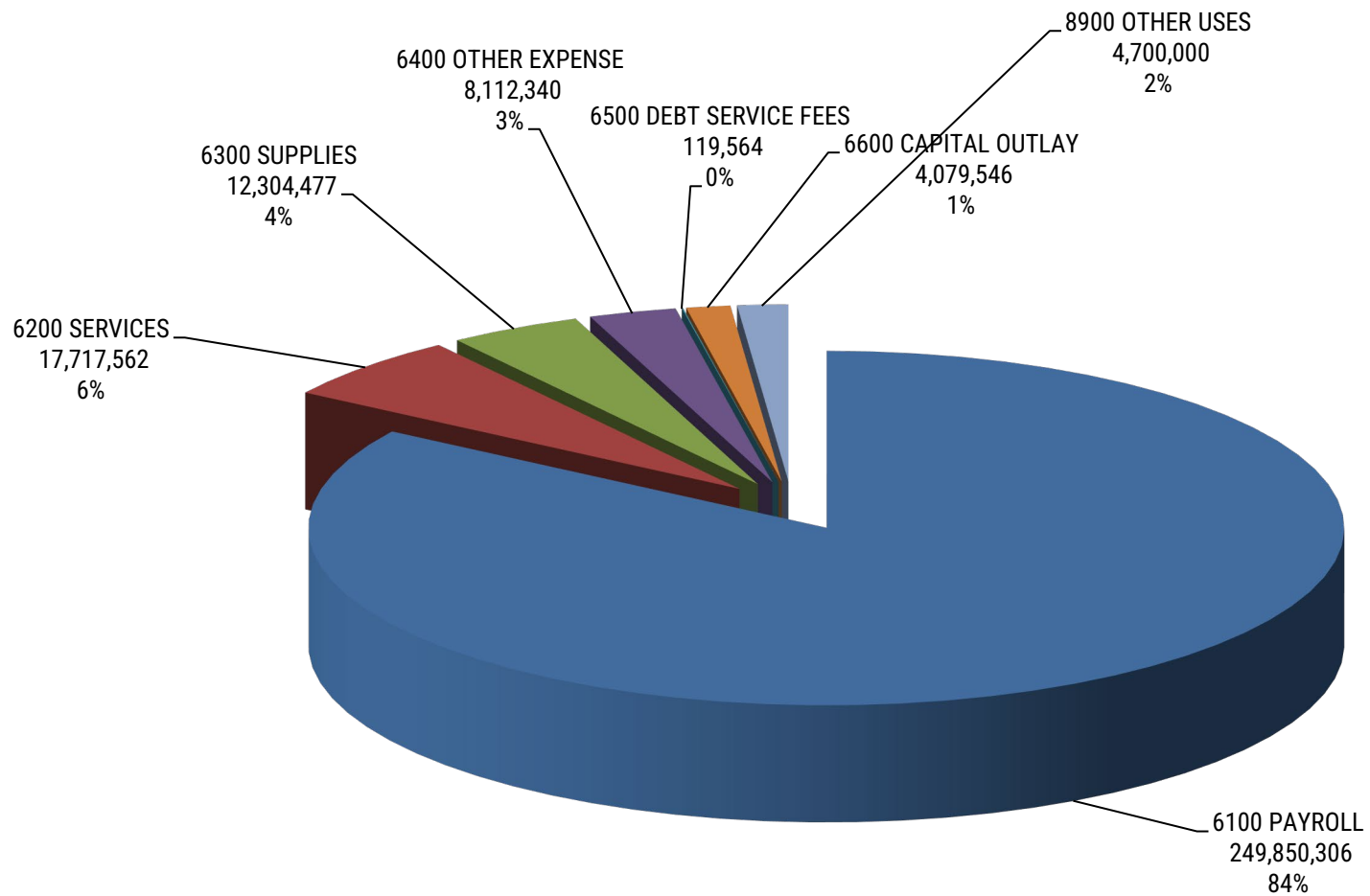
### Expenditures:

Total expenditures and other uses for the Proprietary Fund through July were \$2,758,473 or 79% of budget, compared to \$1,448,082 or 57.5% of budget last year, an increase of \$1,310,391. The increase in total expenditures was attributed to the following item:

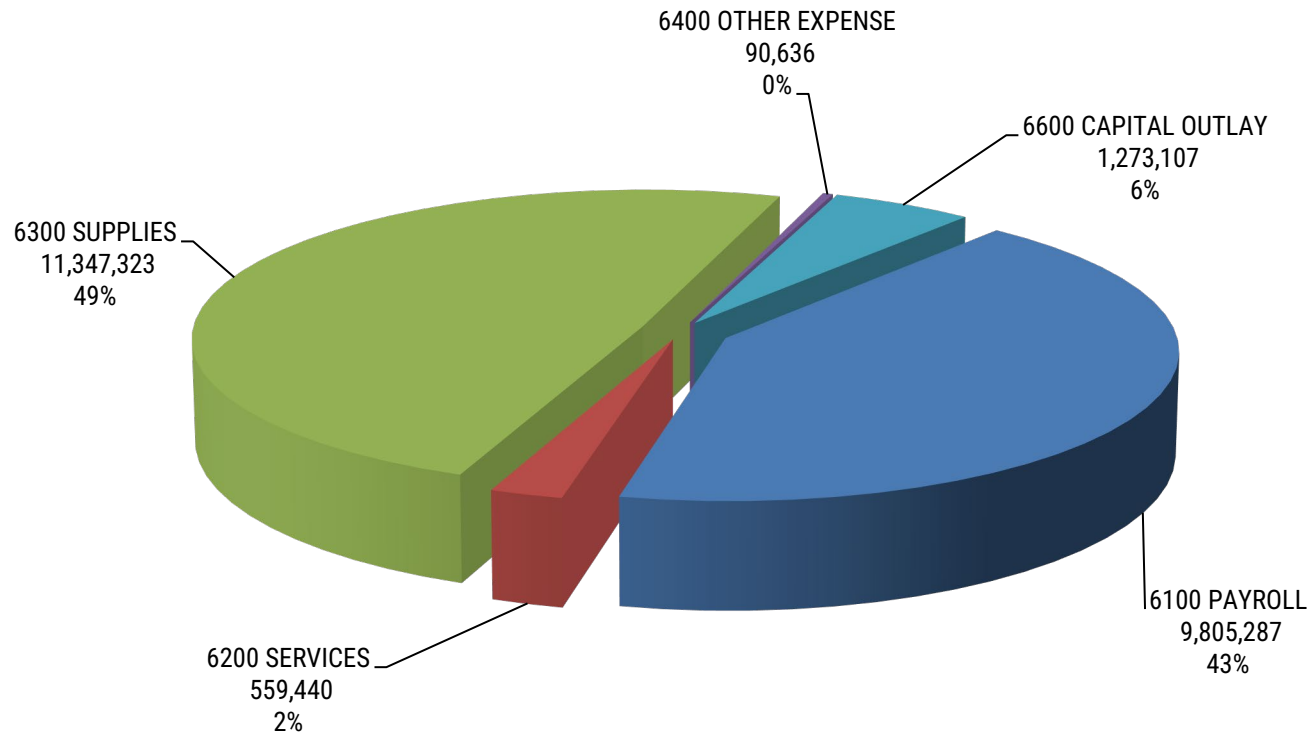
- Starting 23-24 Fiscal year the district has contracted TASB for worker's compensations, the increase in current year expenditures versus last year is that in October 2023 the district paid TASB a Lum sum to cover all claims for the 23-24 fiscal year but in previous years the district was paying only claims that were incurred in the month prior.

As of July 31, 2024, total net assets for all the Internal Service Funds were \$1,527,237 with science refurbishment fund having a negative net position.

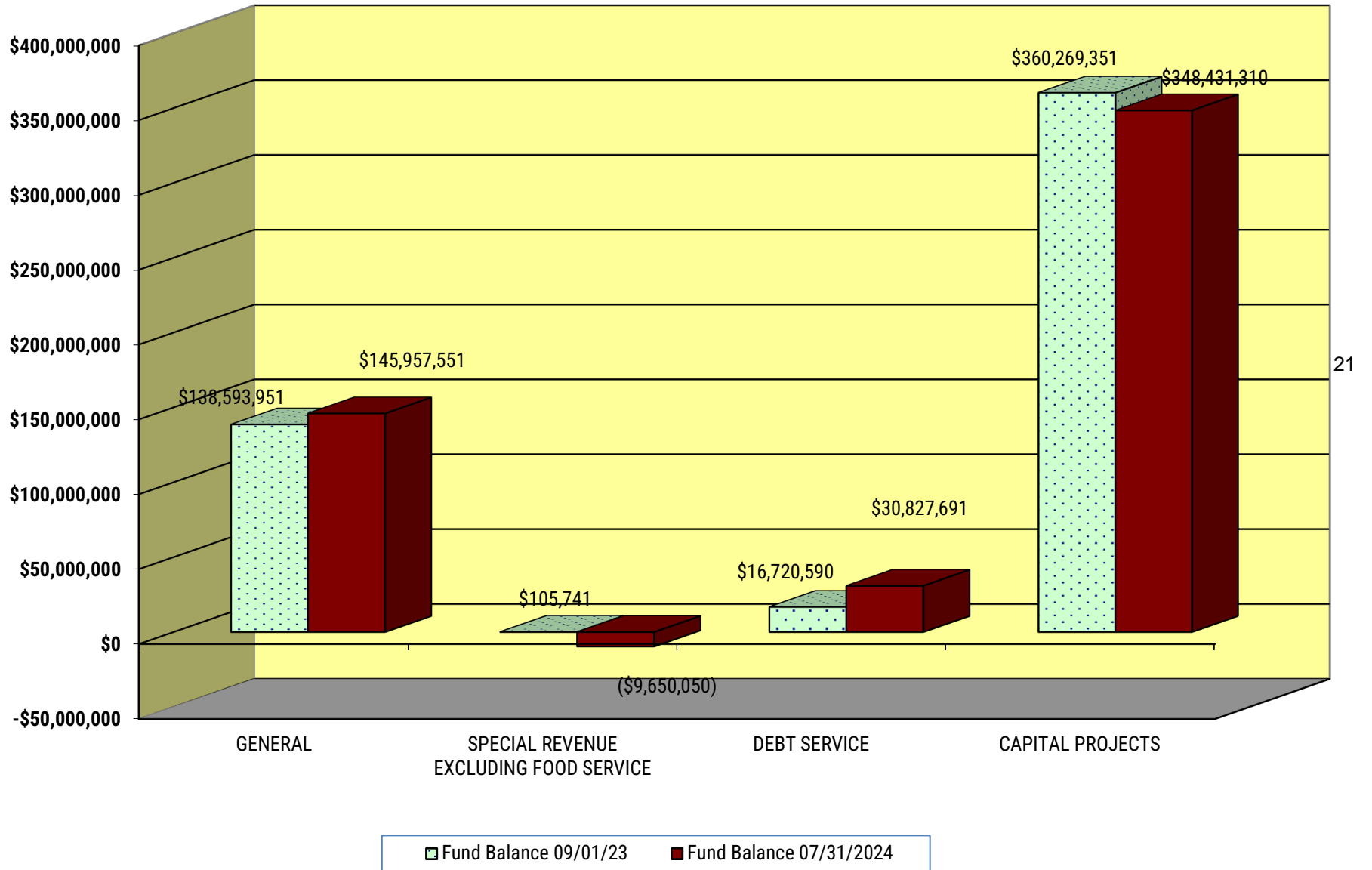
## General Operating Fund YTD Actual Expenditures July 31, 2024



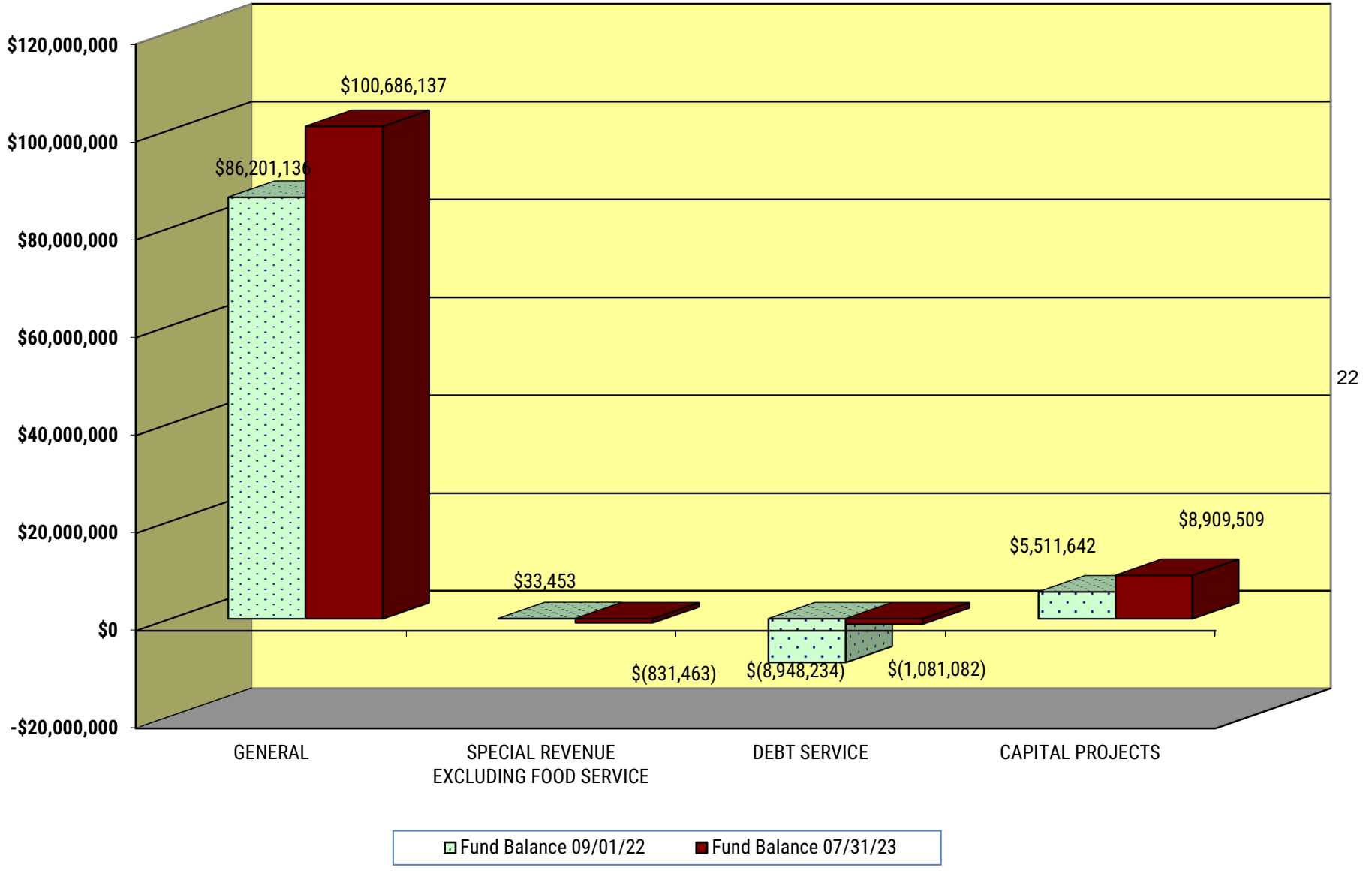
# Food Service Fund YTD Actual Expenditures July 31, 2024



## Comparative Fund Balances July 31, 2024



### Comparative Fund Balances July 31, 2023



22

**IRVING INDEPENDENT SCHOOL DISTRICT  
COMPARISON OF GENERAL OPERATING BUDGET & ACTUAL  
July 31, 2024**

	CURRENT YEAR						PRIOR YEAR		
	09/01/2023 to 07/31/2024			07/24 MTD		(OVER) UNDER	09/01/2022 to 07/31/2023		
	BUDGET	ACTUAL	%YTD	ACTUAL	%MTD	YTD BUDGET	BUDGET	ACTUAL	%YTD
<b>REVENUE</b>									
<b>LOCAL RESOURCES:</b>									
5711 TAXES CURRENT YEAR	165,491,762	140,468,563	84.9%	132,977	0.1%	25,023,199	172,678,620	169,541,068	98.2%
5712 DELINQUENT TAXES	245,542	(2,222,421)	-905.1%	(68,515)	-27.9%	2,467,963	256,205	2,677	1.0%
5719 OTHER TAX RELATED REVENUE	480,000	1,498,930	312.3%	73,410	15.3%	(1,018,930)	500,000	1,709,935	342.0%
TOTAL TAXES	166,217,304	139,745,072	84.1%	137,872	0.1%	26,472,232	173,434,825	171,253,680	98.7%
5735 SUMMER SCHOOL	-	7,190	--	25	--	(7,190)	-	16,048	--
5738 PARKING FEES	4,500	2,674	59.4%	27	0.6%	1,826	4,500	1,651	36.7%
5739 OTHER TUITION AND FEES	200,000	385,005	192.5%	(51)	0.0%	(185,005)	200,000	389,122	194.6%
5742 INVESTMENT EARNINGS	250,000	8,031,544	3212.6%	624,096	249.6%	(7,781,544)	500,000	5,633,343	1126.7%
5743 RENTAL OF FACILITIES	70,000	35,735	51.1%	3,760	5.4%	34,265	70,000	29,326	41.9%
5744 GIFTS AND BEQUESTS	173,340	60,874	35.1%	4,000	2.3%	112,465	288,056	157,782	54.8%
5745 NET INSURANCE RECOVERY	200,000	2,671	1.3%	-	0.0%	197,329	200,000	1,286,131	643.1%
5746 TIF TAXES COLLECTED	-	-	--	-	--	-	-	-	--
5749 MISCELLANEOUS REVENUE	500,000	1,305,090	261.0%	43,941	8.8%	(805,090)	761,007	1,376,743	180.9%
5752 ATHLETIC	-	193,420	--	1,667	--	(193,420)	-	179,294	--
5755 ACTIVITY FUND RECEIPTS	1,701,493	928,013	54.5%	(8,442)	-0.5%	773,480	1,706,221	872,050	51.1%
5766 CONCURRENT ENROLLMENT	50,000	101,000	202.0%	-	0.0%	(51,000)	50,000	52,000	104.0%
5767 IRVING SCHOOL FOUNDATION	200,230	192,406	244.0%	24,044	12.0%	(287,956)	117,176	142,031	121.2%
5769 REVENUE FROM INTERMEDIATE	200,000	487,956	330.6%	44,262	1.2%	(8,184,016)	200,000	475,236	237.6%
TOTAL OTHER LOCAL RESOURCES	3,549,562	11,733,578	330.6%	737,328	20.8%	(8,184,016)	4,096,961	10,610,757	259.0%
TOTAL LOCAL RESOURCES	169,766,866	151,478,650	89.2%	875,200	0.5%	18,288,217	177,531,786	181,864,437	102.4%
<b>STATE RESOURCES:</b>									
5811 PER CAPITA	-	10,358,777	--	691,445	--	(10,358,777)	7,224,195	16,260,225	225.1%
5812 FOUNDATION ENTITLEMENTS	137,450,419	117,229,439	85.3%	18,789,303	13.7%	20,220,980	119,852,633	91,058,021	76.0%
5819 STATE	-	-	--	-	--	-	-	-	--
5829 TEA/NON-FOUNDATION REVENUE	-	531	--	-	--	(531)	-	1,693	--
5831 STATE TRS ON-BEHALF	12,500,000	14,810,430	118.5%	1,304,221	10.4%	(2,310,430)	16,800,000	14,215,260	84.6%
TOTAL STATE RESOURCES	149,950,419	142,399,177	95.0%	20,784,969	13.9%	7,551,242	143,876,828	121,535,199	84.5%
<b>FEDERAL RESOURCES:</b>									
5929 FEDERAL REVENUE-TEA DISTR.	4,000,000	3,189,865	79.7%	(0)	0.0%	810,135	8,500,000	3,763,069	44.3%
5931 SHARS REIMBURSEMENT	4,350,000	3,991,004	91.7%	130,334	3.0%	358,996	4,350,000	5,424,044	124.7%
5939 CHILD & ADULT CARE PROGRAM	-	-	--	-	--	-	-	9,525	--
5946 BABS SUBSIDY	-	-	--	-	--	-	-	-	--
5949 ROTC	250,000	269,826	107.9%	39,097	15.6%	(19,826)	250,000	282,243	112.9%
5959 SHARED SERVICE ARRANGEMENT	-	2,360	--	-	--	-	-	3,311	--

--23

**IRVING INDEPENDENT SCHOOL DISTRICT  
COMPARISON OF GENERAL OPERATING BUDGET & ACTUAL  
July 31, 2024**

	CURRENT YEAR						PRIOR YEAR		
	09/01/2023 to 07/31/2024			07/24 MTD	(OVER) UNDER		09/01/2022 to 07/31/2023		
	BUDGET	ACTUAL	%YTD	ACTUAL	%MTD	YTD BUDGET	BUDGET	ACTUAL	%YTD
TOTAL FEDERAL RESOURCES	8,600,000	7,453,054	86.7%	169,431	2.0%	1,146,946	13,100,000	9,482,193	72.4%
<b>OTHER SOURCES:</b>									
7912 SALE OF FIXED ASSETS	-	17,200	--	-	--	(17,200)	-	151,800	--
7913 LEASE/PURCHASE PROCEEDS	-	-	--	-	--	-	-	90,923	--
7915 INTERFUND TRANSFERS IN	2,850,016	2,850,016	100.0%	2,026,589	71.1%	-	-	-	--
7918 SPECIAL ITEMS	-	-	--	-	--	-	-	-	--
7919 EXTRAORDINARY ITEMS	-	-	--	-	--	-	-	314,718	--
TOTAL OTHER REVENUE SOURCES	2,850,016	2,867,216	100.6%	2,026,589	71.1%	(17,200)	-	557,441	--
<b>TOTAL GENERAL OPERATING REVENUE:</b>	<b>331,167,302</b>	<b>304,198,098</b>	<b>91.9%</b>	<b>23,856,189</b>	<b>7.2%</b>	<b>26,969,204</b>	<b>334,508,614</b>	<b>313,439,269</b>	<b>93.7%</b>

**IRVING INDEPENDENT SCHOOL DISTRICT  
COMPARISON OF GENERAL OPERATING BUDGET & ACTUAL  
July 31, 2024**

	CURRENT YEAR						PRIOR YEAR		
	09/01/2023 to 07/31/2024			07/24 MTD		(OVER) UNDER	09/01/2022 to 07/31/2023		
	BUDGET	ACTUAL	%YTD	ACTUAL	%MTD	YTD BUDGET	BUDGET	ACTUAL	%YTD
<b>EXPENDITURES</b>									
<b>11 INSTRUCTION:</b>									
6100 PAYROLL	181,961,943	163,973,488	90.1%	14,886,588	8.2%	17,988,455	180,067,849	165,736,214	92.0%
6200 CONTRACTED SERVICES	1,289,012	1,206,387	93.6%	30,605	2.4%	82,625	1,623,286	1,741,164	107.3%
6300 SUPPLIES	8,258,744	4,773,626	57.8%	245,926	3.0%	3,485,118	8,771,968	4,706,377	53.7%
6400 OTHER EXPENSE	2,619,990	2,211,836	84.4%	56,914	2.2%	408,154	3,106,996	1,925,090	62.0%
6600 CAPITAL OUTLAY	766,867	620,259	80.9%	-	0.0%	146,609	27,939	14,447	51.7%
TOTAL INSTRUCTION	194,896,556	172,785,596	88.7%	15,220,034	7.8%	22,110,961	193,598,037	174,123,292	89.9%
<b>12 LIBRARY:</b>									
6100 PAYROLL	4,742,137	3,715,092	78.3%	369,824	7.8%	1,027,046	4,517,868	4,167,548	92.2%
6200 CONTRACTED SERVICES	31,054	20,888	67.3%	300	1.0%	10,165	31,882	21,490	67.4%
6300 SUPPLIES	779,153	620,311	79.6%	6,743	0.9%	158,842	1,064,135	854,561	80.3%
6400 OTHER EXPENSE	53,366	26,251	49.2%	1,342	2.5%	27,115	38,725	25,038	64.7% <sup>25</sup>
6600 CAPITAL OUTLAY	17,605	2,137	12.1%	-	0.0%	15,468	-	-	--
TOTAL LIBRARY	5,623,315	4,384,679	78.0%	378,209	6.7%	1,238,636	5,652,610	5,068,637	89.7%
<b>13 STAFF DEVELOPMENT:</b>									
6100 PAYROLL	3,185,896	2,371,277	74.4%	240,142	7.5%	814,619	6,682,067	3,138,170	47.0%
6200 CONTRACTED SERVICES	280,234	197,758	70.6%	6,566	2.3%	82,475	477,826	328,519	68.8%
6300 SUPPLIES	524,441	274,582	52.4%	81,153	15.5%	249,858	553,563	177,043	32.0%
6400 OTHER EXPENSE	464,228	364,883	78.6%	16,836	3.6%	99,345	702,988	449,897	64.0%
6500 DEBT SERVICE FEES	3,300	-	0.0%	-	0.0%	3,300	-	-	--
6600 CAPITAL OUTLAY	2,143	2,143	100.0%	-	0.0%	0	-	-	--
TOTAL STAFF DEVELOPMENT	4,460,242	3,210,643	72.0%	344,697	7.7%	1,249,599	8,416,444	4,093,629	48.6%
<b>21 INSTRUCTIONAL ADMINISTRATION:</b>									
6100 PAYROLL	6,092,311	5,503,435	90.3%	468,673	7.7%	588,876	7,204,240	5,636,765	78.2%
6200 CONTRACTED SERVICES	646,112	550,930	85.3%	77,340	12.0%	95,182	1,265,197	1,145,469	90.5%
6300 SUPPLIES	808,186	613,607	75.9%	218,873	27.1%	194,579	772,887	519,629	67.2%
6400 OTHER EXPENSE	537,128	328,967	61.2%	42,309	7.9%	208,160	930,261	437,127	47.0%
6600 CAPITAL OUTLAY	23,511	20,041	85.2%	-	0.0%	3,470	500	-	0.0%
TOTAL INSTRUCTIONAL ADMINISTRATION	8,107,248	7,016,980	86.6%	807,195	10.0%	1,090,268	10,173,085	7,738,989	76.1%
<b>23 SCHOOL ADMINISTRATION:</b>									
6100 PAYROLL	20,293,619	17,612,878	86.8%	1,643,939	8.1%	2,680,741	19,811,543	18,058,688	91.2%
6200 CONTRACTED SERVICES	140,480	83,500	59.4%	5,810	4.1%	56,980	138,816	77,967	56.2%
6300 SUPPLIES	564,169	391,020	69.3%	62,516	11.1%	173,149	627,014	398,649	63.6%
6400 OTHER EXPENSE	686,639	482,913	70.3%	68,921	10.0%	203,726	756,117	559,968	74.1%

**IRVING INDEPENDENT SCHOOL DISTRICT  
COMPARISON OF GENERAL OPERATING BUDGET & ACTUAL  
July 31, 2024**

	CURRENT YEAR						PRIOR YEAR		
	09/01/2023 to 07/31/2024			07/24 MTD	(OVER) UNDER		09/01/2022 to 07/31/2023		
	BUDGET	ACTUAL	%YTD	ACTUAL	%MTD	YTD BUDGET	BUDGET	ACTUAL	%YTD
6600 CAPITAL OUTLAY	22,068	14,382	65.2%	-	0.0%	7,687	39,368	-	0.0%
TOTAL SCHOOL ADMINISTRATION	21,706,975	18,584,693	85.6%	1,781,187	8.2%	3,122,282	21,372,858	19,095,271	89.3%

**IRVING INDEPENDENT SCHOOL DISTRICT  
COMPARISON OF GENERAL OPERATING BUDGET & ACTUAL  
July 31, 2024**

	CURRENT YEAR						PRIOR YEAR		
	09/01/2023 to 07/31/2024			07/24 MTD			09/01/2022 to 07/31/2023		
	BUDGET	ACTUAL	%YTD	ACTUAL	%MTD	(OVER) UNDER YTD BUDGET	BUDGET	YTD ACTUAL	%YTD
<b>31 COUNSELING SERVICES:</b>									
6100 PAYROLL	13,859,118	13,573,217	97.9%	1,237,076	8.9%	285,901	16,201,906	13,028,461	80.4%
6200 CONTRACTED SERVICES	2,546,043	1,939,805	76.2%	41,454	1.6%	606,237	649,295	522,363	80.5%
6300 SUPPLIES	1,026,392	665,162	64.8%	(160,692)	-15.7%	361,230	1,084,213	604,321	55.7%
6400 OTHER EXPENSE	139,670	104,305	74.7%	5,312	3.8%	35,364	150,985	130,150	86.2%
6600 CAPITAL OUTLAY	-	-	--	-	--	-	-	-	--
TOTAL COUNSELING SERVICES	17,571,222	16,282,490	92.7%	1,123,151	6.4%	1,288,733	18,086,398	14,285,295	79.0%
<b>32 ATTENDANCE SERVICES:</b>									
6100 PAYROLL	1,115,501	617,564	55.4%	48,245	4.3%	497,937	1,714,943	1,156,018	67.4%
6200 CONTRACTED SERVICES	3,680	4,340	117.9%	300	8.2%	(660)	5,112	5,112	100.0%
6300 SUPPLIES	-	-	--	-	--	-	87	-	0.0%
6400 OTHER EXPENSE	20	20	100.0%	-	0.0%	-	242	149	61.8%
TOTAL ATTENDANCE SERVICES	1,119,201	621,924	55.6%	48,545	4.3%	497,277	1,720,384	1,161,279	67.5%
<b>33 HEALTH SERVICES:</b>									
6100 PAYROLL	3,492,376	2,998,038	85.8%	294,937	8.4%	494,338	3,513,812	3,105,303	88.4%
6200 CONTRACTED SERVICES	6,050	4,583	75.7%	3,160	52.2%	1,467	2,750	2,699	98.2%
6300 SUPPLIES	93,505	88,740	94.9%	5,954	6.4%	4,765	110,241	103,501	93.9%
6400 OTHER EXPENSE	6,626	6,425	97.0%	1,120	16.9%	201	6,886	6,234	90.5%
6600 CAPITAL OUTLAY	2,075	2,075	100.0%	-	0.0%	-	-	-	--
TOTAL HEALTH SERVICES	3,600,632	3,099,860	86.1%	305,170	8.5%	500,772	3,633,689	3,217,737	88.6%
<b>34 PUPIL TRANSPORTATION:</b>									
6100 PAYROLL	7,823,443	7,820,022	100.0%	175,003	2.2%	3,421	7,825,097	6,406,248	81.9%
6200 CONTRACTED SERVICES	947,100	695,124	73.4%	50,269	5.3%	251,976	290,371	10,091	3.5%
6300 SUPPLIES	480,278	189,947	39.5%	68,722	14.3%	290,331	178,752	(148,235)	-82.9%
6400 OTHER EXPENSE	309,987	258,297	83.3%	7,488	2.4%	51,690	245,098	193,985	79.1%
6600 CAPITAL OUTLAY	1,733,142	362,217	20.9%	29,356	1.7%	1,370,925	2,216,772	2,110,636	95.2%
TOTAL PUPIL TRANSPORTATION	11,293,950	9,325,608	82.6%	330,838	2.9%	1,968,343	10,756,090	8,572,726	79.7%
<b>35 FOOD SERVICE:</b>									
6100 PAYROLL	741,065	527,122	71.1%	11,408	1.5%	213,943	500,569	472,462	94.4%
6300 SUPPLIES	-	-	--	-	--	-	-	-	--
6400 OTHER EXPENSE	220,000	-	0.0%	-	0.0%	220,000	220,000	6,292	2.9%
6600 CAPITAL OUTLAY	-	-	--	-	--	-	61	-	0.0%
TOTAL FOOD SERVICE	961,065	527,122	54.8%	11,408	1.2%	433,943	720,630	478,754	66.4%
<b>36 EXTRA-CURRICULAR ACTIVITIES:</b>									

**IRVING INDEPENDENT SCHOOL DISTRICT  
COMPARISON OF GENERAL OPERATING BUDGET & ACTUAL  
July 31, 2024**

	CURRENT YEAR						PRIOR YEAR		
	09/01/2023 to 07/31/2024			07/24 MTD	(OVER) UNDER		09/01/2022 to 07/31/2023		
	BUDGET	ACTUAL	%YTD	ACTUAL	%MTD	YTD BUDGET	BUDGET	ACTUAL	%YTD
6100 PAYROLL	3,923,565	4,105,573	104.6%	445,043	11.3%	(182,008)	4,033,839	3,633,412	90.1%
6200 CONTRACTED SERVICES	711,069	646,734	91.0%	20,647	2.9%	64,334	777,996	567,430	72.9%
6300 SUPPLIES	676,781	371,925	55.0%	(46,754)	-6.9%	304,856	1,367,318	479,417	35.1%
6400 OTHER EXPENSE	1,262,931	1,233,338	97.7%	34,203	2.7%	29,593	1,473,292	1,213,069	82.3%
6600 CAPITAL OUTLAY	4,205	4,195	99.8%	-	0.0%	10	21,699	21,698	100.0%
TOTAL EXTRA-CURRICULAR ACTIVITIES	6,578,551	6,361,765	96.7%	453,139	6.9%	216,786	7,674,143	5,915,025	77.1%

**IRVING INDEPENDENT SCHOOL DISTRICT  
COMPARISON OF GENERAL OPERATING BUDGET & ACTUAL  
July 31, 2024**

	CURRENT YEAR						PRIOR YEAR		
	09/01/2023 to 07/31/2024			07/24 MTD			09/01/2022 to 07/31/2023		
	BUDGET	ACTUAL	%YTD	ACTUAL	%MTD	(OVER) UNDER YTD BUDGET	BUDGET	YTD ACTUAL	%YTD
<b>41 GENERAL ADMINISTRATION:</b>									
6100 PAYROLL	7,184,647	6,796,374	94.6%	569,821	7.9%	388,273	9,075,411	6,865,041	75.6%
6200 CONTRACTED SERVICES	2,059,244	1,298,927	63.1%	31,775	1.5%	760,317	1,784,101	1,056,719	59.2%
6300 SUPPLIES	2,125,746	534,559	25.1%	54,577	2.6%	1,591,187	1,267,314	612,107	48.3%
6400 OTHER EXPENSE	835,184	561,626	67.2%	17,825	2.1%	273,558	1,145,142	891,468	77.8%
6500 DEBT SERVICE FEES	-	70,267	--	-	--	(70,267)	-	-	--
6600 CAPITAL OUTLAY	495,161	418,691	84.6%	97,057	19.6%	76,470	-	-	--
TOTAL GENERAL ADMINISTRATION	12,699,981	9,680,443	76.2%	771,055	6.1%	3,019,539	13,271,969	9,425,335	71.0%
<b>51 MAINTENANCE:</b>									
6100 PAYROLL	15,665,325	14,483,421	92.5%	1,405,401	9.0%	1,181,904	15,873,304	14,520,898	91.5%
6200 CONTRACTED SERVICES	8,795,298	7,183,511	81.7%	220,686	2.5%	1,611,788	9,868,582	8,876,474	89.9%
6300 SUPPLIES	3,160,581	2,838,475	89.8%	166,241	5.3%	322,106	3,638,998	3,092,442	85.0%
6400 OTHER EXPENSE	2,295,410	2,270,965	98.9%	(8,414)	-0.4%	24,445	1,666,087	1,660,992	99.7%
6500 DEBT SERVICE FEES	-	-	--	-	--	-	-	9,612	--
6600 CAPITAL OUTLAY	682,529	558,444	81.8%	25,260	3.7%	124,085	809,937	766,435	94.6%
TOTAL MAINTENANCE	30,599,144	27,334,817	89.3%	1,809,174	5.9%	3,264,327	31,856,909	28,926,853	90.8%
<b>52 SECURITY:</b>									
6100 PAYROLL	2,626,270	2,930,376	111.6%	110,315	4.2%	(304,106)	2,811,167	2,138,493	76.1%
6200 CONTRACTED SERVICES	1,942,370	1,693,119	87.2%	501,133	25.8%	249,251	1,691,646	1,548,664	91.5%
6300 SUPPLIES	238,620	163,130	68.4%	(149,982)	-62.9%	75,490	1,170,388	797,272	68.1%
6400 OTHER EXPENSE	65,591	43,551	66.4%	(12,476)	-19.0%	22,039	10,779	6,384	59.2%
6600 CAPITAL OUTLAY	15,000	12,981	86.5%	(55,605)	-370.7%	2,019	95,440	132,270	138.6%
TOTAL SECURITY	4,887,851	4,843,158	99.1%	393,385	8.0%	44,693	5,779,420	4,623,082	80.0%
<b>53 DATA PROCESSING:</b>									
6100 PAYROLL	2,318,580	2,547,438	109.9%	222,879	9.6%	(228,859)	2,501,691	2,126,522	85.0%
6200 CONTRACTED SERVICES	1,105,056	966,289	87.4%	200,577	18.2%	138,767	989,554	823,855	83.3%
6300 SUPPLIES	980,922	747,626	76.2%	31,839	3.2%	233,296	1,262,231	637,344	50.5%
6400 OTHER EXPENSE	57,243	33,686	58.8%	967	1.7%	23,556	72,035	38,014	52.8%
6600 CAPITAL OUTLAY	7,451	7,451	100.0%	-	0.0%	-	115,738	115,738	100.0%
TOTAL DATA PROCESSING	4,469,251	4,302,490	96.3%	456,261	10.2%	166,761	4,941,250	3,741,472	75.7%
<b>61 COMMUNITY SERVICES:</b>									
6100 PAYROLL	385,408	274,991	71.4%	22,706	5.9%	110,417	1,280,811	263,134	20.5%
6200 CONTRACTED SERVICES	495,105	491,938	99.4%	2,082	0.4%	3,167	471,422	464,240	98.5%
6300 SUPPLIES	78,668	31,766	40.4%	6,907	8.8%	46,902	76,257	44,265	58.0%
6400 OTHER EXPENSE	230,726	185,276	80.3%	5,399	2.3%	45,450	207,962	168,431	81.0%

**IRVING INDEPENDENT SCHOOL DISTRICT  
COMPARISON OF GENERAL OPERATING BUDGET & ACTUAL  
July 31, 2024**

	CURRENT YEAR						PRIOR YEAR		
	09/01/2023 to 07/31/2024			07/24 MTD	(OVER) UNDER		09/01/2022 to 07/31/2023		
	BUDGET	ACTUAL	%YTD	ACTUAL	%MTD	YTD BUDGET	BUDGET	ACTUAL	%YTD
6600 CAPITAL OUTLAY	2,075	2,075	100.0%	-	0.0%	0	-	-	--
TOTAL COMMUNITY SERVICES	1,191,983	986,047	82.7%	37,094	3.1%	205,936	2,036,452	940,070	46.2%
<b>71 DEBT SERVICE</b>									
6500 DEBT SERVICE FEES	248,817	49,298	19.8%	-	0.0%	199,519	-	-	--
TOTAL PAYMENTS TO JJAEP	248,817	49,298	19.8%	-	0.0%	199,519	-	-	--

**IRVING INDEPENDENT SCHOOL DISTRICT  
COMPARISON OF GENERAL OPERATING BUDGET & ACTUAL  
July 31, 2024**

	CURRENT YEAR						PRIOR YEAR		
	09/01/2023 to 07/31/2024			07/24 MTD			09/01/2022 to 07/31/2023		
	BUDGET	ACTUAL	%YTD	ACTUAL	%MTD	(OVER) UNDER YTD BUDGET	BUDGET	ACTUAL	%YTD
<b>81 FACILITIES:</b>									
6200 CONTRACTED SERVICES	-	-	--	-	--	-	-	-	--
6300 SUPPLIES & MATERIALS	-	-	--	-	--	-	-	-	--
6400 OTHER EXPENSE	-	-	--	-	--	-	-	-	--
6600 CAPITAL OUTLAY	2,183,956	2,052,457	94.0%	1,867,203	85.5%	131,499	5,588,219	1,813,441	32.5%
TOTAL FACILITIES	2,183,956	2,052,457	94.0%	1,867,203	85.5%	131,499	5,588,219	1,813,441	32.5%
<b>95 PAYMENTS TO JJAEP:</b>									
6200 CONTRACTED SERVICES	190,000	27,264	14.3%	-	0.0%	162,736	190,000	5,736	3.0%
TOTAL PAYMENTS TO JJAEP	190,000	27,264	14.3%	-	0.0%	162,736	190,000	5,736	3.0%
<b>97 PAYMENTS TO TIF:</b>									
6400 OTHER EXPENSE	-	-	--	-	--	-	-	-	--
TOTAL PAYMENTS TO TIF	-	-	--	-	--	-	-	-	--
<b>99 INTERGOVERNMENTAL CHARGES:</b>									
6200 CONTRACTED SERVICES	706,466	706,464	100.0%	-	0.0%	2	636,722	636,722	100.0%
TOTAL INTERGOVERNMENTAL CHARGES	706,466	706,464	100.0%	-	0.0%	2	636,722	636,722	100.0%
<b>OTHER USES:</b>									
8911 INTERFUND TRANSFERS OUT	4,700,000	4,700,000	100.0%	-	0.0%	-	40,700	5,000,000	12285.0%
TOTAL OTHER USES	4,700,000	4,700,000	100.0%	-	0.0%	-	40,700	5,000,000	12285.0%
<b>TOTAL 6000 EXPENDITURES:</b>	<b>337,796,406</b>	<b>296,883,795</b>	<b>87.9%</b>	<b>26,137,746</b>	<b>7.7%</b>	<b>40,912,611</b>	<b>346,146,009</b>	<b>298,863,346</b>	<b>86.3%</b>
<b>EXCESS (DEFICIENCY)</b>									
REVENUE OVER EXPENDITURES:	(6,629,104)	7,314,303		(2,281,557)			(11,637,396)	14,575,923	
<b>BEGINNING FUND BALANCE:</b>	<b>86,582,771</b>	<b>114,137,493</b>					<b>118,093,034</b>	<b>118,093,034</b>	
<b>ENDING FUND BALANCE:</b>	<b>79,953,667</b>	<b>121,451,795</b>					<b>106,455,638</b>	<b>132,668,957</b>	

--31

**IRVING INDEPENDENT SCHOOL DISTRICT  
COMPARISON OF GENERAL OPERATING BUDGET & ACTUAL  
July 31, 2024**

	CURRENT YEAR						PRIOR YEAR		
	09/01/2023 to 07/31/2024			07/24 MTD	(OVER) UNDER		09/01/2022 to 07/31/2023		
	BUDGET	ACTUAL	%YTD	ACTUAL	%MTD	YTD BUDGET	BUDGET	ACTUAL	%YTD
<b>REVENUE SUMMARY:</b>									
LOCAL REVENUE	169,766,866	151,478,650	89.2%	875,200	1%	18,288,217	177,531,786	181,864,437	102.4%
STATE REVENUE	149,950,419	142,399,177	95.0%	20,784,969	14%	7,551,242	143,876,828	121,535,199	84.5%
FEDERAL REVENUE	8,600,000	7,453,054	86.7%	169,431	2%	1,146,946	13,100,000	9,482,193	72.4%
OTHER SOURCES	2,850,016	2,867,216	100.6%	2,026,589	71%	(17,200)	-	557,441	--
TOTAL OTHER REVENUE SOURCES	331,167,302	304,198,098	91.9%	23,856,189	7%	26,969,204	334,508,614	313,439,269	93.7%
<b>APPROPRIATIONS/EXPENDITURES</b>									
<b>BUDGET CATEGORY SUMMARY:</b>									
6100 PAYROLL	275,411,204	249,850,306	90.7%	21,976,997	8%	25,560,898	283,616,117	250,453,376	88.3%
6200 SERVICES	21,894,373	17,717,562	80.9%	1,149,924	5%	4,176,811	20,894,557	17,834,713	85.4%
6300 SUPPLIES	19,796,188	12,304,477	62.2%	523,302	3%	7,491,710	21,945,367	12,878,691	58.7%
6400 OTHER EXPENSE	9,784,737	8,112,340	82.9%	259,614	3%	1,672,397	10,733,596	7,712,289	71.9%
6500 DEBT SERVICE FEES	248,817	119,564	48.1%	-	0%	129,253	-	-	--
6600 CAPITAL OUTLAY	5,957,787	4,079,546	68.5%	1,933,915	32%	1,878,241	8,915,673	4,974,664	55.8%
8900 OTHER USES	4,700,000	4,700,000	100.0%	-	0%	-	40,700	5,000,000	12285.0%
TOTAL APPROPRIATIONS/EXPENDITURES	337,793,106	296,883,795	87.9%	25,843,752	8%	40,909,311	346,146,009	298,853,734	86.3%

IRVING INDEPENDENT SCHOOL DISTRICT  
 COMPARISON OF FOOD SERVICE BUDGET & ACTUAL  
 July 31, 2024

	CURRENT YEAR						PRIOR YEAR		
	09/01/2023 to 07/31/2024			07/24 MTD			09/01/2022 to 07/31/2023		
	BUDGET	ACTUAL	%YTD	ACTUAL	%MTD	(OVER) YTD BUDGET	BUDGET	ACTUAL	%YTD
<b>REVENUE:</b>									
<b>LOCAL RESOURCES:</b>									
5742 INVESTMENT EARNINGS	80,000	1,512,133	1890.2%	141,742	177.2%	(1,432,133)	80,000	1,166,444	1458.1%
5749 MISCELLANEOUS REVENUE	-	-	0.0%	-	-	-	-	62,302	-
5751 FOOD SERVICES	1,000,000	824,849	82.5%	2,429	0.2%	175,151	2,000,000	1,071,483	53.6%
5755 ACTIVITY FUND RECEIPTS	50,000	-	0.0%	-	0.0%	50,000	50,000	-	0.0%
TOTAL LOCAL RESOURCES	<u>1,130,000</u>	<u>2,336,982</u>	<u>206.8%</u>	<u>144,170</u>	<u>12.8%</u>	<u>(1,206,982)</u>	<u>2,130,000</u>	<u>2,300,230</u>	<u>108.0%</u>
<b>STATE RESOURCES:</b>									
5829 TEA/NON-FOUNDATION REVENUE	120,000	-	0.0%	-	0.0%	120,000	120,000	95,877	79.9%
5839 STATE REVENUE TEXAS GRANTS	-	-	0.0%	-	0.0%	-	-	-	0.0%
TOTAL STATE RESOURCES	<u>120,000</u>	<u>-</u>	<u>0.0%</u>	<u>-</u>	<u>0.0%</u>	<u>120,000</u>	<u>120,000</u>	<u>95,877</u>	<u>79.9%</u>
<b>FEDERAL RESOURCES:</b>									
5921 SCHOOL BREAKFAST PROGRAM	6,000,000	6,774,488	112.9%	-	0.0%	(774,488)	5,500,000	6,367,501	115.8%
5922 NATIONAL SCHOOL LUNCH PROGRAM	15,640,000	15,604,699	99.8%	-	0.0%	35,301	15,640,000	14,929,768	95.5%
5923 USDA DONATED COMMODITIES	1,850,000	-	0.0%	-	0.0%	1,850,000	1,700,000	-	0.0%
5938 SUMMER FEEDING PROGRAM	-	-	-	-	-	-	-	-	-
5939 CACFP SUPPER PROGRAM	200,000	581,728	290.9%	-	0.0%	(381,728)	200,000	618,431	309.2%
TOTAL FEDERAL RESOURCES	<u>23,690,000</u>	<u>22,960,915</u>	<u>96.9%</u>	<u>-</u>	<u>0.0%</u>	<u>729,085</u>	<u>23,040,000</u>	<u>21,915,700</u>	<u>95.1%</u>
<b>TOTAL FOOD SERVICE REVENUE:</b>	<u>24,940,000</u>	<u>25,297,897</u>	<u>101.4%</u>	<u>144,170</u>	<u>0.6%</u>	<u>(357,897)</u>	<u>25,290,000</u>	<u>24,311,807</u>	<u>96.1%</u>
<b>EXPENDITURES:</b>									
<b>35 FOOD SERVICE:</b>									
6100 PAYROLL	9,461,378	9,736,419	102.9%	239,758	2.5%	(275,041)	8,164,797	9,162,797	112.2%
6200 CONTRACTED SERVICES	726,708	550,200	75.7%	28,448	3.9%	176,507	627,516	411,736	65.6%
6300 SUPPLIES	15,389,945	11,347,323	73.7%	93,284	0.6%	4,042,622	14,152,151	10,189,389	72.0%
6400 OTHER EXPENSE	97,701	90,636	92.8%	7,758	7.9%	7,065	76,434	68,898	90.1%
6600 CAPITAL OUTLAY	1,659,992	1,273,107	76.7%	-	0.0%	386,885	55,537	55,537	100.0%
FOOD SERVICE EXPENDITURES	<u>27,335,723</u>	<u>22,997,686</u>	<u>84.1%</u>	<u>369,248</u>	<u>1.4%</u>	<u>4,338,037</u>	<u>23,076,435</u>	<u>19,888,357</u>	<u>86.2%</u>
<b>36 EXTRA-CURRICULAR ACTIVITIES:</b>									
6100 PAYROLL	-	-	-	-	-	-	-	-	-
6200 CONTRACTED SERVICES	-	-	-	-	-	-	-	-	-
6300 SUPPLIES	-	-	-	-	-	-	-	-	-
6400 OTHER EXPENSE	-	-	-	-	-	-	-	-	-
6600 CAPITAL OUTLAY	-	-	-	-	-	-	-	-	-
EXTRA-CURRICULAR ACTIVITIES	<u>-</u>	<u>-</u>	<u>-</u>	<u>-</u>	<u>-</u>	<u>-</u>	<u>-</u>	<u>-</u>	<u>-</u>
<b>51 MAINTENANCE:</b>									
6100 PAYROLL	463,085	68,868	14.9%	4,994	1.1%	394,217	449,024	72,924	16.2%
6200 CONTRACTED SERVICES	9,980	9,240	92.6%	-	0.0%	740	18,235	9,240	50.7%
6300 SUPPLIES	249,247	196,153	78.7%	19,677	7.9%	53,094	169,709	148,349	87.4%
MAINTENANCE EXPENDITURES	<u>722,312</u>	<u>274,260</u>	<u>38.0%</u>	<u>24,671</u>	<u>3.4%</u>	<u>448,051</u>	<u>636,968</u>	<u>230,513</u>	<u>36.2%</u>
<b>81 FACILITIES:</b>									
6200 CONTRACTED SERVICES	-	-	-	-	-	-	-	-	-
6600 CAPITAL OUTLAY	-	-	-	-	-	-	-	-	-
FACILITIES EXPENDITURES	<u>-</u>	<u>-</u>	<u>-</u>	<u>-</u>	<u>-</u>	<u>-</u>	<u>-</u>	<u>-</u>	<u>-</u>
<b>89 OTHER USES:</b>									
8911 INTERFUND TRANSFERS OUT	-	-	-	-	0.0%	-	-	-	-
<b>TOTAL 6000 EXPENDITURES:</b>	<u>28,058,035</u>	<u>23,271,946</u>	<u>82.9%</u>	<u>393,919</u>	<u>1.4%</u>	<u>4,786,089</u>	<u>23,713,403</u>	<u>20,118,870</u>	<u>84.8%</u>
<b>EXCESS (DEFICIENCY) REVENUE OVER EXPENDITURES:</b>	<u>(3,118,035)</u>	<u>2,025,951</u>		<u>(249,749)</u>			<u>1,576,597</u>	<u>4,192,937</u>	
<b>BEGINNING FUND BALANCE:</b>	<u>14,429,112</u>	<u>17,082,116</u>					<u>5,176,509</u>	<u>5,176,509</u>	
<b>ENDING FUND BALANCE:</b>	<u>11,311,077</u>	<u>19,108,066</u>					<u>6,753,106</u>	<u>9,369,446</u>	

**IRVING INDEPENDENT SCHOOL DISTRICT  
COMPARISON OF DEBT SERVICE BUDGET & ACTUAL  
July 31, 2024**

	CURRENT YEAR						PRIOR YEAR		
	09/01/2023 to 07/31/2024			07/24 MTD		(OVER) UNDER	09/01/2022 to 07/31/2023		
	BUDGET	YTD ACTUAL	%YTD	ACTUAL	%MTD	YTD BUDGET	BUDGET	YTD ACTUAL	%YTD
<b>REVENUE:</b>									
<b>LOCAL RESOURCES:</b>									
5711 TAXES CURRENT YEAR	61,000,850	57,933,088	95.0%	54,842	0.1%	3,067,762	45,278,925	45,268,345	100.0%
5712 DELINQUENT TAXES	100,000	(589,031.50)	-589.0%	(18,211)	-18.2%	689,032	100,000	(17,304)	-17.3%
5719 OTHER TAX RELATED REVENUE	-	335,686	--	23,882	--	(335,686)	-	314,220	--
TOTAL TAXES	61,100,850	57,679,742	94.4%	60,513	0.1%	3,421,108	45,378,925	45,565,261	100.4%
5742 INVESTMENT EARNINGS	450,000	169,344	37.6%	17,261	3.8%	280,656	25,000	369,393	1477.6%
TOTAL LOCAL RESOURCES	61,550,850	57,849,086	94.0%	77,774	0.1%	3,701,764	45,403,925	45,934,653	101.2%
<b>STATE RESOURCES (EDA):</b>									
5829 TEA/NON-FOUNDATION REVENUE	-	4,476,865	--	1,137,004	--	(4,476,865)	-	1,492,048	--
TOTAL STATE RESOURCES	-	4,476,865	--	1,137,004	--	(4,476,865)	-	1,492,048	--
<b>OTHER SOURCES:</b>									
7911 SALE OF BONDS	-	-	--	-	--	-	-	-	--
7915 INTERFUND TRANSFERS IN	-	-	--	-	--	-	-	-	--
7916 PREMIUM (DISCOUNT) BONDS	-	-	--	-	--	-	-	-	--
TOTAL OTHER SOURCES	-	-	--	-	0.0%	-	-	-	--
<b>TOTAL REVENUE:</b>	<b>61,550,850</b>	<b>62,325,951</b>	<b>101.3%</b>	<b>1,214,778</b>	<b>2.0%</b>	<b>(775,101)</b>	<b>45,403,925</b>	<b>47,426,701</b>	<b>104.5%</b>
<b>EXPENDITURES:</b>									
<b>71 DEBT SERVICE:</b>									
6500 DEBT SERVICE FEES	61,500,850	48,218,850	78.4%	825	0.0%	13,282,000	45,553,925	39,559,550	86.8%
DEBT SERVICE EXPENDITURES	61,500,850	48,218,850	78.4%	825	0.0%	13,282,000	45,553,925	39,559,550	86.8%
<b>OTHER USES:</b>									
8949 REFUNDING BONDS	-	-	0.0%	-	0.0%	-	-	-	--
TOTAL OTHER USES	-	-	0.0%	-	0.0%	-	-	-	--
<b>TOTAL EXPENDITURES:</b>	<b>61,500,850</b>	<b>48,218,850</b>	<b>78.4%</b>	<b>825</b>	<b>0.0%</b>	<b>13,282,000</b>	<b>45,553,925</b>	<b>39,559,550</b>	<b>86.8%</b>
<b>EXCESS (DEFICIENCY) REVENUE OVER EXPENDITURES:</b>	<b>50,000</b>	<b>14,107,101</b>		<b>1,213,953</b>			<b>(150,000)</b>	<b>7,867,151</b>	
<b>BEGINNING FUND BALANCE:</b>	<b>9,580,167</b>	<b>11,610,709</b>					<b>10,914,557</b>	<b>10,914,557</b>	
<b>ENDING FUND BALANCE:</b>	<b>9,630,167</b>	<b>25,717,810</b>					<b>10,764,557</b>	<b>18,781,708</b>	

**IRVING INDEPENDENT SCHOOL DISTRICT  
COMBINED STATEMENT OF REVENUE, EXPENDITURES, AND CHANGES IN FUND BALANCES  
ALL GOVERNMENTAL FUND TYPES  
09/01/2023-07/31/2024**

DATA CONTROL CODES		GOVERNMENTAL FUND TYPES			
		100-199	200-499	500-599	600-699
		GENERAL	SPECIAL REVENUE EXCLUDING FOOD SERVICE	DEBT SERVICE	CAPITAL PROJECTS
<b>REVENUE:</b>					
5700	Local and Intermediate Sources	\$ 151,478,650	\$ 400,954	\$ 57,849,086	\$ 18,042,984
5800	State Program Revenues	142,399,177.25	2,950,632	4,476,865	-
5900	Federal Program Revenues	7,453,054	32,464,992	-	-
5020	Total Revenue:	\$ 301,330,882	35,816,578	62,325,951	18,042,984
<b>EXPENDITURES:</b>					
0010	Instruction and Instructional-Related	180,380,917	24,709,894	-	53,756
0020	Instructional and School Leadership	25,601,673	3,774,976	-	619,055
0030	Support Services - Student (Pupil)	36,218,768	2,309,348	-	30,824
0040	Administrative Support Services	9,680,443	9,295,246	-	2,670,338
0050	Support Services - Nonstudent Based	36,480,465	3,186,325	-	5,072,739
0060	Community Services	986,047	2,290,673	-	-
0070	Debt Service	-	5,906	48,218,850	-
0080	Capital Outlay	2,052,457	-	-	22,900,603
0090	Intergovernmental Charges/JJAEF/TI	733,728	-	-	-
6030	Total Expenditures:	292,134,498	45,572,369	48,218,850	31,347,314
<b>EXCESS (DEFICIENCY) REVENUE OVER (UNDER) EXPEND</b>		<u>9,196,384</u>	<u>(9,755,791)</u>	<u>14,107,101</u>	<u>(13,304,331)</u>
<b>OTHER FINANCING SOURCES:</b>					
7900	Proceeds from Sale of Fixed Assets	17,200	-	-	-
	Proceeds from Sale of Bonds	-	-	-	-
	Premium (Discount) Bonds Payable	-	-	-	-
	Interfund Transfers In	2,850,016	-	-	4,000,000
7020	Total Other Financing Sources:	<u>2,867,216</u>	-	-	<u>4,000,000</u>
<b>OTHER FINANCING USES:</b>					
8900	Refunding Bonds	-	-	-	-
	Interfund Transfers Out	4,700,000	-	-	2,533,710
8030	Total Other Financing Uses:	<u>4,700,000</u>	-	-	<u>2,533,710</u>
<b>TOTAL OTHER FINANCING SOURCES</b>		<u>(1,832,784)</u>	-	-	<u>1,466,290</u>
1200	<b>EXCESS (DEFICIENCY) REVENUE AND OTHER FINANCING SOURCES OVER (UNDER) EXPENDITURES AI</b>	7,363,600	(9,755,791)	14,107,101	(11,838,041)
0100	<b>FUND BALANCE - September 1 (Begin</b>	<u>138,593,951</u>	<u>105,741</u>	<u>16,720,590</u>	<u>360,269,351</u>
3000	<b>FUND BALANCE (DEFICIT) - (Ending)</b>	<u>\$ 145,957,551</u>	<u>\$ (9,650,050)</u>	<u>\$ 30,827,691</u>	<u>\$ 348,431,310</u>

**IRVING INDEPENDENT SCHOOL DISTRICT  
COMBINED STATEMENT OF REVENUE, EXPENDITURES, AND CHANGES IN FUND BALANCES  
ALL GOVERNMENTAL FUND TYPES  
09/01/2022-07/31/2023**

DATA CONTROL CODES		GOVERNMENTAL FUND TYPES			
		100-199	200-499	500-599	600-699
		GENERAL	SPECIAL REVENUE EXCLUDING FOOD SERVICE	DEBT SERVICE	CAPITAL PROJECTS
<b>REVENUE:</b>					
5700	Local and Intermediate Sources	\$ 181,864,437	\$ 389,618	\$ 45,934,653	\$ -
5800	State Program Revenues	121,535,199.18	2,270,366	1,492,048	-
5900	Federal Program Revenues	9,482,193	45,550,688	-	-
5020	Total Revenue:	\$ 312,881,829	48,210,673	47,426,701	-
<b>EXPENDITURES:</b>					
0010	Instruction and Instructional-Relate	183,285,558	28,663,883	-	-
0020	Instructional and School Leadershij	26,834,261	2,566,445	-	47,422
0030	Support Services - Student (Pupil)	33,630,816	3,898,813	-	-
0040	Administrative Support Services	9,425,335	8,157,813	-	23,112
0050	Support Services - Nonstudent Bas	37,291,407	3,616,567	-	263,965
0060	Community Services	940,070	2,172,069	-	-
0070	Debt Service	-	-	39,559,550	9,500
0080	Capital Outlay	1,813,441	-	-	1,258,135
0090	Intergovernmental Charges/JJAEP,	642,458	-	-	-
6030	Total Expenditures:	293,863,346	49,075,590	39,559,550	1,602,133
<b>EXCESS (DEFICIENCY) REVENUE OVER (UNDER) EXPE</b>					
		19,018,483	(864,916)	7,867,151	(1,602,133)
7900	<b>OTHER FINANCING SOURCES:</b>				
	Proceeds from Sale of Fixed Assets	151,800	-	-	-
	Proceeds from Sale of Bonds	-	-	-	-
	Premium (Discount) Bonds Payable	-	-	-	-
	Operating Transfers In	-	-	-	-
	Special Items	-	-	-	-
	Interfund Transfers In	314,718	-	-	5,000,000
7020	Total Other Financing Sources:	466,518	-	-	5,000,000
8900	<b>OTHER FINANCING USES:</b>				
	Refunding Bonds	-	-	-	-
	Operating Transfers Out	5,000,000	-	-	-
8030	Total Other Financing Uses:	5,000,000	-	-	-
<b>TOTAL OTHER FINANCING SOURCI</b>					
		(4,533,482)	-	-	5,000,000
1200	<b>EXCESS (DEFICIENCY) REVENUE AND OTHER FINANCING SOURCES OVER (UNDER) EXPENDITURES</b>	14,485,001	(864,916)	7,867,151	3,397,867
0100	<b>FUND BALANCE - September 1 (Be</b>	86,201,136	33,453	(8,948,234)	5,511,642
3000	<b>FUND BALANCE (DEFICIT) - (Endin</b>	\$ 100,686,137	\$ (831,463)	\$ (1,081,082)	\$ 8,909,509

IRVING INDEPENDENT SCHOOL DISTRICT  
 COMPARISON OF INTERNAL SERVICE FUNDS BUDGET & ACTUAL  
 July 31, 2024

	CURRENT YEAR						PRIOR YEAR			
	09/01/2023 to		YTD	07/24		(OVER)	09/01/2022 to		YTD	%YTD
	BUDGET	ACTUAL		%YTD	MTD		%MTD	YTD		
<b>REVENUE:</b>										
<b>LOCAL RESOURCES:</b>										
5739 OTHER TUITION AND FEES	-	-	--	-	--	-	-	-	--	-
5742 INVESTMENT EARNINGS	1,000.00	113,854.62	11385.5%	10,672	1067.2%	(112,855)	1,000	87,826	8782.6%	-
5744 GIFTS AND BEQUESTS	-	-	--	-	--	-	-	-	--	-
5749 MISCELLANEOUS REVENUE	435,647	338,223	77.6%	20	0.0%	97,424	435,647	409,005	93.9%	-
5751 FOOD SERVICES	-	-	--	-	--	-	-	-	--	-
5754 INTERFUND TRANSACTIONS	2,040,368	1,395,287	68.4%	119,813	5.9%	645,081	2,040,368	1,405,588	68.9%	-
5755 ACTIVITY FUND RECEIPTS	250	-	0.0%	-	0.0%	250	250	-	0.0%	-
5769 REVENUE FROM INTERMEDIATE	-	-	--	-	--	-	-	-	--	-
<b>TOTAL LOCAL RESOURCES</b>	<b>2,477,265</b>	<b>1,847,364</b>	<b>74.6%</b>	<b>130,506</b>	<b>5.3%</b>	<b>629,901</b>	<b>2,477,265</b>	<b>1,902,419</b>	<b>76.8%</b>	
<b>OTHER SOURCES:</b>										
7901 SALE OF REFUNDING BONDS	-	-	0.0%	-	0.0%	-	-	-	0.0%	-
7911 SALE OF BONDS	-	-	0.0%	-	0.0%	-	-	-	0.0%	-
7915 INTERFUND TRANSFER IN	700,000	700,000.00	100.0%	-	0.0%	-	40,700	-	0.0%	-
7916 PREMIUM (DISCOUNT) BONDS PAY	-	-	0.0%	-	0.0%	-	-	-	0.0%	-
7999 OTHER MISC SOURCES	-	-	0.0%	-	0.0%	-	-	-	0.0%	-
<b>TOTAL OTHER SOURCES</b>	<b>700,000</b>	<b>700,000.00</b>	<b>0.0%</b>	<b>-</b>	<b>0.0%</b>	<b>-</b>	<b>40,700</b>	<b>-</b>	<b>0.0%</b>	
<b>TOTAL INTERNAL SERVICE FUNDS REVENUE</b>	<b>3,177,265</b>	<b>2,547,364</b>	<b>80.2%</b>	<b>130,506</b>	<b>4.1%</b>	<b>629,901</b>	<b>2,517,965</b>	<b>1,902,419</b>	<b>75.6%</b>	
<b>EXPENDITURES:</b>										
<b>13 STAFF DEVELOPMENT:</b>										
6300 SUPPLIES	-	-	--	-	--	-	-	-	--	-
<b>TOTAL STAFF DEVELOPMENT</b>	<b>-</b>	<b>-</b>	<b>--</b>	<b>-</b>	<b>--</b>	<b>-</b>	<b>-</b>	<b>-</b>	<b>--</b>	
<b>21 INSTRUCTIONAL ADMINISTRATION:</b>										
6100 PAYROLL	225,387	201,396	89.4%	5,203	2.3%	23,991	225,387	199,039	88.3%	-
6200 CONTRACTED SERVICES	-	-	--	-	--	-	2,173	2,173	100.0%	-
6300 SUPPLIES	200,010	129,061	64.5%	-	0.0%	70,949	197,837	208,254	105.3%	-
6400 OTHER EXPENSE	10,500	108,605	1034.3%	-	0.0%	(98,105)	10,500	(4,014)	-38.2%	-
6600 CAPITAL OUTLAY	-	2,712	--	-	--	(2,712)	-	-	--	-
<b>TOTAL INSTRUCTIONAL ADMINISTRATION</b>	<b>435,897</b>	<b>441,774</b>	<b>101.3%</b>	<b>5,203</b>	<b>1.2%</b>	<b>(5,877)</b>	<b>435,897</b>	<b>405,452</b>	<b>93.0%</b>	
<b>35 FOOD SERVICE</b>										
6100 PAYROLL COSTS	-	-	--	-	--	-	-	-	--	-
6200 CONTRACTED SERVICES	-	-	--	-	--	-	-	-	--	-
6300 SUPPLIES	-	-	--	-	--	-	-	-	--	-
<b>TOTAL EXTRA-CURRICULAR ACTIVITIES</b>	<b>-</b>	<b>-</b>	<b>--</b>	<b>-</b>	<b>--</b>	<b>-</b>	<b>-</b>	<b>-</b>	<b>--</b>	
<b>36 EXTRA-CURRICULAR ACTIVITIES:</b>										
6100 PAYROLL	-	-	--	-	--	-	-	-	--	-
6200 CONTRACTED SERVICES	-	-	--	-	--	-	-	-	--	-
6300 SUPPLIES	-	-	--	-	--	-	-	-	--	-
6400 OTHER OPERATING COST	-	-	--	-	--	-	-	-	--	-
<b>TOTAL EXTRA-CURRICULAR ACTIVITIES</b>	<b>-</b>	<b>-</b>	<b>--</b>	<b>-</b>	<b>--</b>	<b>-</b>	<b>-</b>	<b>-</b>	<b>--</b>	
<b>41 GENERAL ADMINISTRATION:</b>										
6100 PAYROLL	177,270	125,420	70.8%	8,985	5.1%	51,850	177,270	111,231	62.7%	-
6200 CONTRACTED SERVICES	2,067,395	1,353,714	65.5%	5,068	0.2%	713,681	235,075	99,852	42.5%	-
6300 SUPPLIES	46,916	8,490	18.1%	1,938	4.1%	38,426	41,037	11,376	27.7%	-
6400 OTHER EXPENSE	314,045	384,787	122.5%	-	0.0%	(70,742)	1,545,985	766,026	49.5%	-
6500 DEBT SERVICE FEES	-	-	--	-	--	-	-	4,168	--	-
6600 CAPITAL OUTLAY	93,775	90,177	96.2%	3,528	3.8%	3,598	40,778	9,868	24.2%	-
<b>TOTAL GENERAL ADMINISTRATION</b>	<b>2,699,401</b>	<b>1,962,588</b>	<b>72.7%</b>	<b>19,518</b>	<b>0.7%</b>	<b>736,813</b>	<b>2,040,145</b>	<b>1,002,522</b>	<b>49.1%</b>	
<b>OTHER USES:</b>										
8911 INTERFUND TRANSFERS OUT	316,306	316,306	100.0%	-	0.0%	-	-	-	--	-
<b>TOTAL OTHER USES</b>	<b>316,306</b>	<b>316,306</b>	<b>100.0%</b>	<b>-</b>	<b>0.0%</b>	<b>-</b>	<b>-</b>	<b>-</b>	<b>--</b>	
<b>51 MAINTENANCE:</b>										
6100 PAYROLL	-	-	--	-	--	-	-	-	--	-
6200 CONTRACTED SERVICES	-	1,242	--	-	--	(1,242)	456	380	83.3%	-
6300 SUPPLIES	3,660	-	0.0%	-	0.0%	3,660	660	-	0.0%	-
6400 OTHER OPERATING COST	38,307	36,563	95.4%	-	0.0%	1,744	40,807	39,727	97.4%	-
<b>TOTAL EXTRA-CURRICULAR ACTIVITIES</b>	<b>41,967</b>	<b>37,806</b>	<b>--</b>	<b>-</b>	<b>--</b>	<b>4,161</b>	<b>41,923</b>	<b>40,107</b>	<b>--</b>	
<b>TOTAL 6000 EXPENDITURES:</b>	<b>3,493,571</b>	<b>2,758,473</b>	<b>79.0%</b>	<b>24,721</b>	<b>0.7%</b>	<b>735,098</b>	<b>2,517,965</b>	<b>1,448,082</b>	<b>57.5%</b>	
<b>NET INCOME (LOSS)</b>	<b>(316,306)</b>	<b>(211,109)</b>		<b>105,785</b>			<b>-</b>	<b>454,338</b>		
<b>BEGINNING FUND BALANCE:</b>	<b>69,855</b>	<b>482,982</b>					<b>506,023</b>	<b>506,023</b>		
<b>ENDING FUND EQUITY BALANCE:</b>	<b>(246,451)</b>	<b>271,873</b>					<b>506,023</b>	<b>960,360</b>		

**IRVING INDEPENDENT SCHOOL DISTRICT  
 COMBINED STATEMENT OF REVENUE, EXPENSES AND  
 CHANGES IN FUND NET ASSETS  
 INTERNAL SERVICE FUNDS  
 09/01/2023-07/31/2024**

	<b>FOOD SERVICE VENDING 712</b>	<b>WORKERS COMPENSATION 771</b>	<b>UNEMPLOYMENT 772</b>	<b>SCIENCE REFURBISHMENT 774</b>	<b>PRINTSHOP SERVICE CENTER 775</b>	<b>TOTAL PROPRIETARY FUNDS 700-799</b>
<b>OPERATING REVENUE</b>						
5700 Charges for Services	\$ -	\$ 1,222,854	\$ 11,113	\$ 337,005	\$ 162,538	\$ 1,733,510
5020 Total Operating Revenue	-	1,222,854	11,113	337,005	162,538	1,733,510
<b>OPERATING EXPENSES</b>						
6100 Payroll Costs	-	80,560	44,860	201,396		326,816
6200 Professional/Contracted Services	-	1,317,168			37,789	1,354,957
6300 Supplies and Materials	-	3,382	-	129,061	5,108	137,551
6400 Claims, Admin, & Other Expenses	-	361,561	59,789	108,605		529,955
6600 Capital Outlay				2,712	90,177	92,889
6030 Total Operating Expenses	-	1,762,670	104,649	441,774	133,074	2,442,167 <sup>38</sup>
Operating Income (Loss)	-	(539,816)	(93,537)	(104,769)	29,464	(708,657)
<b>NON-OPERATING REVENUE</b>						
5742 Interest Income	-	113,855	-	-	-	113,855
<b>OTHER SOURCES</b>						
7900 Interfund Transfers In	-	700,000	-	-	-	700,000
<b>OTHER USES</b>						
8911 Interfund Transfers Out	-	-	-	316,306	-	316,306
<b>CHANGE IN NET ASSETS</b>						
	\$ -	\$ 274,038	\$ (93,537)	\$ (421,075)	\$ 29,464	\$ (211,109)
0100 Total Net Assets - September 1 (Beginning)	\$ -	\$ 1,505,735	\$ 550,567	\$ (369,847)	\$ 51,891	\$ 1,738,346
3000 <b>TOTAL NET ASSETS</b>	<u>\$ -</u>	<u>\$ 1,779,774</u>	<u>\$ 457,030</u>	<u>\$ (790,922)</u>	<u>\$ 81,355</u>	<u>\$ 1,527,237</u>

**IRVING INDEPENDENT SCHOOL DISTRICT  
 COMBINED STATEMENT OF REVENUE, EXPENSES AND  
 CHANGES IN FUND NET ASSETS  
 INTERNAL SERVICE FUNDS  
 09/01/2022-07/31/2023**

	<b>FOOD SERVICE VENDING 712</b>	<b>WORKERS COMPENSATION 771</b>	<b>UNEMPLOYMENT 772</b>	<b>SCIENCE REFURBISHMENT 774</b>	<b>PRINTSHOP SERVICE CENTER 775</b>	<b>TOTAL PROPRIETARY FUNDS 700-799</b>
<b>OPERATING REVENUE</b>						
5700 Charges for Services	\$ -	\$ 1,207,245	\$ 10,966	\$ 408,500	\$ 187,882	\$ 1,814,593
5020 Total Operating Revenue	-	1,207,245	10,966	408,500	187,882	1,814,593
<b>OPERATING EXPENSES</b>						
6100 Payroll Costs	-	72,426	38,805	199,039		310,271
6200 Professional/Contracted Services	-	65,639		2,173	34,593	102,405
6300 Supplies and Materials	-	8,229	-	208,254	3,147	219,630
6400 Claims, Admin, & Other Expenses	-	703,423	-	(4,014)	102,330	801,740
6500 Debt Service Fees					4,168	
6600 Capital Outlay					9,868	9,868
6030 Total Operating Expenses	-	849,718	38,805	405,452	154,107	1,443,913 <sup>39</sup>
Operating Income (Loss)	-	357,528	(27,839)	3,048	33,776	370,680
<b>NON-OPERATING REVENUE</b>						
5742 Interest Income	-	87,826	-	-	-	87,826
<b>OTHER SOURCES</b>						
7900 Interfund Transfers In	-	-	-	-	-	-
<b>CHANGE IN NET ASSETS</b>						
	\$ -	\$ 445,354	\$ (27,839)	\$ 3,048	\$ 33,776	\$ 458,506
0100 Total Net Assets - September 1 (Beginning)	\$ -	\$ 860,915	\$ 645,866	\$ (151,342)	\$ (703)	\$ 1,354,736
3000 <b>TOTAL NET ASSETS</b>	\$ -	\$ 1,306,269	\$ 618,027	\$ (148,294)	\$ 33,073	\$ 1,813,242

CONSOLIDATED BALANCE SHEET FOR GO 2024 11

OBJ	OBJ DESCRIPTION	NET CHANGE FOR PERIOD	ACCOUNT BALANCE
<b>ASSETS</b>			
1111	CASH IN BANK	5,511,401.90	-3,973,933.65
1151	IMPREST FUNDS	-232.15	498.98
1152	IMPREST CAFT/ACCT. OVER/UNDER	.00	-136.10
1153	IMPREST CHANGE FUND	-1,100.00	1,404.45
1170	LEGACY TEXAS MMA	3,061.37	11,207,859.39
1172	CERTIFICATES OF DEPOSIT	.00	10,000,000.00
1173	AGENCY SECURITIES	.00	1,132,724.66
1175	TEXPOOL	5,069.01	1,127,510.54
1176	TEXSTAR	44,192.72	9,837,554.75
1177	LONE STAR POOL	27,023.21	6,011,834.07
1178	TEXAS CLASS	-8,287,744.15	81,195,718.71
1179	LOGIC	42,981.66	9,409,398.43
1180	LANDING ROCK INVESTORS	46,409.07	10,953,182.09
1222	PROPERTY TAXES - DELQ-PRIOR YE	.00	5,474,418.00
1231	ALLOWANCE FOR UNCOLLECTABLE TA	.00	-2,309,289.00
1251	ACCRUED INTEREST	484.37	-51,318.72
1262	DUE FROM SPECIAL REVENUE	.00	13,945,786.00
1263	DUE FROM I & S	-119.61	-4,510.61
1266	DUE FROM INTERNAL SERVICE FUND	.00	497,871.00
1291	RECEIVABLES	.00	-.25
1295	DUE FROM TRISTAR	-672.00	77,546.56
1311	INVENTORIES - GENERAL SUPPLIES	6,941.70	415,696.30
1312	INVENTORIES - SCHOOLDUDE	15,283.52	313,848.15
1313	POSTAGE	-7,171.98	27,374.29
1411	DEFERRED EXPENDITURES	.00	57,420.00
1493	RETURNED CHECKS	.00	9,493.84
1495	PREPAID EXPENSE	1,396.00	11,376.30
	<b>TOTAL ASSETS</b>	<b>-2,592,795.36</b>	<b>155,369,328.18</b>
<b>LIABILITIES</b>			
2110	ACTIVE CARD INTEGRATION PAYABL	4,559.77	-98,479.31
2111	ACCOUNTS PAYABLE	228,339.45	300,557.59
2113	TAX REFUNDS/ATTNY'S FEE	-18,885.04	-124,292.51
2114	RETAINAGES	.00	-15,425.92
2161	ACCRUED WAGES PAYABLE	.00	-16,788,147.73
2181	DUE TO STATE	.00	-14,151,412.00
2199	CREDIT CARD SUSPENSION	-11,090.64	-100,856.23
2311	DEFERRED REVENUE	-1,054.12	-3,172,131.19
	<b>TOTAL LIABILITIES</b>	<b>201,869.42</b>	<b>-34,150,187.30</b>
<b>FUND BALANCE</b>			
3411	RESERVE FOR INVENTORIES	.00	-813,061.00
3431	RESERVE FOR PREPAID ITEMS	.00	-171,821.00
3441	RESERVE FOR OUTSTANDING ENCUMB	.00	392,378.42

CONSOLIDATED BALANCE SHEET FOR GO 2024 11

OBJ	OBJ DESCRIPTION	NET CHANGE FOR PERIOD	ACCOUNT BALANCE
<b>FUND BALANCE</b>			
3591	OTHER DESIGNATED FUND BALANCE	.00	-31,314,102.99
3610	FUND BALANCE FOR PEIMS	.00	14.69
3611	FUND BALANCE BEG-OF-YEAR	.00	-81,997,532.41
3612	BUDGET SURPLUS/DEFICIT	-20,027.18	6,628,390.24
4310	RESERVE FOR ENCUMBRANCES	-540,282.80	-7,009,781.47
4311	RESERVE FOR ENCUMBRANCES	540,282.80	7,009,781.47
5010	ESTIMATED REVENUE - CO	1,948,055.49	331,167,301.64
5050	REALIZED REVENUE - CO	-23,746,766.27	-304,198,097.83
6010	APPROPRIATED EXPENDITURES - CO	-1,928,028.31	-337,796,405.88
6050	EXPENDITURES - CO	26,137,692.21	296,883,795.24
	TOTAL FUND BALANCE	2,390,925.94	-121,219,140.88
	TOTAL LIABILITIES + FUND BALANCE	2,592,795.36	-155,369,328.18

\*\* END OF REPORT - Generated by MIEISHA RUNNELS \*\*

CONSOLIDATED BALANCE SHEET FOR FS 2024 11

OBJ	OBJ DESCRIPTION	NET CHANGE FOR PERIOD	ACCOUNT BALANCE
<b>ASSETS</b>			
1111	CASH IN BANK	2,413,943.78	-11,333,939.87
1151	IMPREST FUNDS	.00	1,000.00
1153	IMPREST CHANGE FUND	4,540.00	4,745.00
1178	TEXAS CLASS	141,741.89	30,793,919.58
1241	DUE FROM STATE	-2,833,318.13	-1,244,260.54
1311	INVENTORIES - GENERAL SUPPLIES	.00	119,202.28
	<b>TOTAL ASSETS</b>	<b>-273,092.46</b>	<b>18,340,666.45</b>
<b>LIABILITIES</b>			
2110	ACTIVE CARD INTEGRATION PAYABL	-5,590.03	-5,584.03
2111	ACCOUNTS PAYABLE	28,879.65	-4,562.21
	<b>TOTAL LIABILITIES</b>	<b>23,289.62</b>	<b>-10,146.24</b>
<b>FUND BALANCE</b>			
3451	RESERVE - FOOD SERVICE	.00	-16,304,569.56
3612	BUDGET SURPLUS/DEFICIT	.00	3,118,035.00
4310	RESERVE FOR ENCUMBRANCES	-362,999.03	-556,542.35
4311	RESERVE FOR ENCUMBRANCES	362,999.03	556,542.35
5010	ESTIMATED REVENUE - CO	.00	24,940,000.00
5050	REALIZED REVENUE - CO	-144,116.42	-25,297,896.78
6010	APPROPRIATED EXPENDITURES - CO	.00	-28,058,035.00
6050	EXPENDITURES - CO	393,919.26	23,271,946.13
	<b>TOTAL FUND BALANCE</b>	<b>249,802.84</b>	<b>-18,330,520.21</b>
	<b>TOTAL LIABILITIES + FUND BALANCE</b>	<b>273,092.46</b>	<b>-18,340,666.45</b>

42

\*\* END OF REPORT - Generated by MIEISHA RUNNELS \*\*

CONSOLIDATED BALANCE SHEET FOR DS 2024 11

OBJ	OBJ DESCRIPTION	NET CHANGE FOR PERIOD	ACCOUNT BALANCE
<b>ASSETS</b>			
1111	CASH IN BANK	60,393.30	19,456,762.57
1177	LONE STAR POOL	4,266.97	949,269.38
1178	TEXAS CLASS	1,149,998.35	5,288,185.03
1222	PROPERTY TAXES - DELQ-PRIOR YE	.00	1,570,925.00
1231	ALLOWANCE FOR UNCOLLECTABLE TA	.00	-696,250.00
	<b>TOTAL ASSETS</b>	<b>1,214,658.62</b>	<b>26,568,891.98</b>
<b>LIABILITIES</b>			
2171	DUE TO GENERAL FUND	119.61	4,510.61
2184	DUE TO STATE	.00	-269,968.00
2311	DEFERRED REVENUE	.00	-874,675.00
	<b>TOTAL LIABILITIES</b>	<b>119.61</b>	<b>-1,140,132.39</b>
<b>FUND BALANCE</b>			
3480	RESTRICTED - LT DEBT RETIREMEN	.00	-11,321,660.82
3611	FUND BALANCE BEG-OF-YEAR	.00	1.93
3612	BUDGET SURPLUS/DEFICIT	.00	-50,000.00
5010	ESTIMATED REVENUE - CO	.00	61,550,850.00
5050	REALIZED REVENUE - CO	-1,214,778.23	-62,325,950.70
6010	APPROPRIATED EXPENDITURES - CO	.00	-61,500,850.00
6050	EXPENDITURES - CO	.00	48,218,850.00
	<b>TOTAL FUND BALANCE</b>	<b>-1,214,778.23</b>	<b>-25,428,759.59</b>
	<b>TOTAL LIABILITIES + FUND BALANCE</b>	<b>-1,214,658.62</b>	<b>-26,568,891.98</b>

\*\* END OF REPORT - Generated by MIEISHA RUNNELS \*\*

**CONSENT AGENDA**  
9/16/2024

**TOPIC:** Consider Approval of Irving ISD Partial Tax Rolls for 2024

**SUBMITTED BY:** Cher Elzy – Director of Taxation

**BACKGROUND:** Under Section 26.09 of the Texas Property Tax Code upon receipt of the notice of the tax rate for the current year, the assessor for a taxing unit other than a county shall calculate the tax imposed on each of the property included on the appraisal roll for that unit.

**ADMINISTRATIVE RECOMMENDATION:** The Administration recommends the approval of the partial tax roll of \$22,546,567,363 producing a levy of \$219,823,978 based on the district's \$1.0159 tax rate.

**RECOMMENDED BOARD MOTION:** I move the Board approve the partial tax roll of \$22,546,567,363 producing a levy of \$219,823,978 based on the district's \$1.0159 tax rate.

Attachments:

1. 2024 Tax Roll Summary

Jurisdiction: <b>1 IRVING ISD</b>					
<b>Total Parcels:</b>	47,889	<b>Tax Rate:</b>	1.0159000		
<b>Market Value:</b>	29,415,268,210	<b>State Hom:</b>	100,000	<b>Opt Hom:</b>	0.0000000
		<b>State O65:</b>	10,000	<b>Opt O65:</b>	0
		<b>Disabled:</b>	10,000	<b>Opt Disabled:</b>	0
<b>AG Exclusion Count:</b>	29	<b>AG Exclusion Amt:</b>	6,208,030		
<b>Timber Exclusion Count:</b>	0	<b>Timber Exclusion Amt:</b>	0		
<b>HS Capped Count:</b>	18,032	<b>HS Capped Amt:</b>	1,266,688,461		
<b>NHS Capped Count:</b>	5,310	<b>NHS Capped Amt:</b>	319,494,722		
<b>Assessed Value:</b>	27,822,876,997				
<b>Exempt Cnt/Amt:</b>	1,670	3,100,083,946	<b>Prorated Cnt/Amt:</b>	2	10,515
<b>100% Exempt Vet Cnt/Amt:</b>	154	30,948,389	<b>Hb366 Cnt/Amt:</b>	1,027	1,191,280
<b>Immed Residential Homestead Cnt/Amt:</b>	30	2,451,768	<b>Pollution Control Cnt/Amt:</b>	47	4,022,677
<b>State Homestead Count:</b>	21,151	<b>State Homestead Amt:</b>	2,052,742,628		
<b>Local Homestead Count:</b>	0	<b>Local Homestead Amt:</b>	0		
<b>State Over 65 Count:</b>	7,536	<b>State Over 65 Amt:</b>	70,373,293		
<b>Local Over 65 Count:</b>	0	<b>Local Over 65 Amt:</b>	0		
<b>Surviving Spouse Count:</b>	694	<b>Surviving Spouse Amt:</b>	6,664,632		
<b>State Disabled Count:</b>	594	<b>State Disabled Amt:</b>	5,276,398		
<b>Local Disabled Count:</b>	0	<b>Local Disabled Amt:</b>	0		
<b>Total VET Count:</b>	239	<b>Total VET Amt:</b>	2,544,108		
<b>Partial Exempt Values:</b>	2,137,601,059				
<b>Taxable Value:</b>	22,546,567,363				
<b>Total Levy Amt:</b>	219,823,977.71				
<b>Frozen Account Count:</b>	8,793				
<b>Frozen Homesite Value:</b>	2,420,254,638				
<b>Frozen Taxable Value:</b>	1,474,152,244				
<b>Unfrozen Levy Amt:</b>	14,975,912.61				
<b>Frozen Levy Amt:</b>	5,749,307.32				
<b>Frozen Levy Loss Amt:</b>	9,226,605.29				
<b>Total Non-Exempt Parcel Count:</b>	46,219				



## MEMO

Date: September 16, 2024  
To: Fernando Natividad, Chief Financial Officer  
From: Cher Elzy, Director of Taxation  
Subject: August Supplement Reports

---

Attached for your consideration are the August Supplement Reports.

Thank you.



**DALLAS CENTRAL APPRAISAL DISTRICT**

**SUPPLEMENT 08-2024**

**As of August 07, 2024**

**State of Texas  
County of Dallas**

**Property Tax Code, Section 25.25**

I, Shane Docherty, Executive Director/Chief Appraiser of the Dallas Central Appraisal District, attest to the best of my knowledge, that the attached is a supplement to the certified appraisal roll which lists taxable property for

**IRVING ISD**

<b>Tax Year</b>	<b>Amount of</b>
<b>2024</b>	<b>64,188,385</b>
<b>2023</b>	<b>48,504,743-</b>
<b>2022</b>	<b>4,585,453-</b>

**Date : August 15, 2024**

**Shane Docherty  
Executive Director/Chief Appraiser**

2024 SUPPLEMENT NO. 01

Real Property Additions		Personal Property Additions
\$ 66,102,801		\$ 743,150
Total Additions	Supplemental Change Report	Net Changes of Changes
\$ 66,845,951	\$ (2,657,566)	\$ 64,188,385

---

Summary of Supplemental Change Report  
#1 through #1

Value	Reason
\$ (2,657,566)	Exemptions and Value Changes
\$ 66,845,951	Total Additions
\$ 64,188,385	Net Total

2023 SUPPLEMENT NO. 13

Real Property Additions		Personal Property Additions
\$	0	\$ 61,510
Total Additions	Supplemental Change Report	Net Changes of Changes
\$ 61,510	\$ (48,566,253)	\$ (48,504,743)

---

Summary of Supplemental Change Report  
#1 through #13

Value	Reason
\$ (371,077,362)	Exemptions and Value Changes
\$ 651,092,130	Total Additions
\$ 280,014,768	Net Total

2022 SUPPLEMENT NO. 25

Real Property Additions		Personal Property Additions
\$ 0		\$ 0
Total Additions	Supplemental Change Report	Net Changes of Changes
\$ 0	\$ (4,585,453)	\$ (4,585,453)

---

Summary of Supplemental Change Report  
#1 through #25

Value	Reason
\$ (693,436,428)	Exemptions and Value Changes
\$ 536,298,973	Total Additions
\$ (157,137,455)	Net Total

RECAP FOR AUGUST SUPPLEMENT

2024 SUPPLEMENT NO. 01	\$	64,188,385
2023 SUPPLEMENT NO. 13	\$	(48,504,743)
2022 SUPPLEMENT NO. 25	\$	(4,585,453)

**FY 2024-2025**

**COMPARISON OF BUDGET TO ACTUAL TAX ROLL**

	ORIGINAL BUDGET	CERTIFIED TAX ROLL	ROLLS 1 - 12	ADJUSTED TAX ROLL
NET TAXABLE VALUE	\$ 22,786,745,294	\$ 22,546,567,363	64,188,385	\$ 22,610,755,748
M & O LEVY (0.7179)	\$ 163,571,686	\$ 161,861,807	2,391,294	\$ 164,253,101
I & S LEVY (.2980)	\$ 67,898,541	\$ 67,188,771	986,216	\$ 68,174,987
TOTAL LEVY (1.0159)	\$ 231,470,227	\$ 229,050,578	3,377,510	\$ 232,428,088

**2023 SUPPLEMENT TAXABLE VALUE**  
**SUPPLEMENT NO. 1 64,188,385**

**TOTAL 64,188,385**

\* LEVY REFLECTS FROZEN LOSS FROM OVER 65 & DISABILITY ACCOUNTS

2023 SUPPLEMENTAL BUDGET	-150,000,000
<b>NET GAIN (LOSS) TO TAX</b>	<u>214,188,385</u>

LEVY GAIN (LOSS) M & O	1,537,658
LEVY GAIN (LOSS) I & S	638,281
<b>TOTAL LEVY GAIN (LOSS) DUE TO SUPPLEMENTS</b>	<u>2,175,939</u>

**FY 2023-2024**

**COMPARISON OF BUDGET TO ACTUAL TAX ROLL**

	ORIGINAL BUDGET	CERTIFIED TAX ROLL	ROLLS 1 - 13	ADJUSTED TAX ROLL
NET TAXABLE VALUE	\$ 21,868,208,126	\$ 20,003,908,010	280,014,768	\$ 20,283,922,778
M & O LEVY (0.7279)	\$ 159,178,687	\$ 145,608,446	2,038,228	\$ 147,646,674
I & S LEVY (.3002)	\$ 65,648,361	\$ 60,051,732	840,604	\$ 60,892,336
TOTAL LEVY (1.0281)	\$ 224,827,048	\$ 205,660,178	2,878,832	\$ 208,539,010

2023 SUPPLEMENT	TAXABLE VALUE
SUPPLEMENT NO. 1	351,864,836
SUPPLEMENT NO. 2	170,903,554
SUPPLEMENT NO. 3	45,606,938
SUPPLEMENT NO. 4	21,837,256
SUPPLEMENT NO. 5	-2,980,619
SUPPLEMENT NO. 6	-26,392,915
SUPPLEMENT NO. 7	-34,099,505
SUPPLEMENT NO. 8	-37,246,168
SUPPLEMENT NO. 9	-9,786,752
SUPPLEMENT NO. 10	-79,254,207
SUPPLEMENT NO. 11	-14,187,846
SUPPLEMENT NO. 12	-57,745,061
SUPPLEMENT NO. 13	-48,504,743

**TOTAL** **280,014,768**

\* LEVY REFLECTS FROZEN LOSS FROM OVER 65 & DISABILITY ACCOUNTS

2023 SUPPLEMENTAL BUDGET	-150,000,000
<b>NET GAIN (LOSS) TO TAX</b>	<u>430,014,768</u>

LEVY GAIN (LOSS) M & O	3,130,078
LEVY GAIN (LOSS) I & S	1,290,904
<b>TOTAL LEVY GAIN (LOSS) DUE TO SUPPLEMENTS</b>	<u>4,420,982</u>

**FY 2022-2023**

**COMPARISON OF BUDGET TO ACTUAL TAX ROLL**

	ORIGINAL BUDGET	CERTIFIED TAX ROLL	ROLLS 1 - 25	ADJUSTED TAX ROLL
NET TAXABLE VALUE	\$ 19,462,591,586	\$ 19,095,365,105	-157,137,455	\$ 18,938,227,650
M & O LEVY (0.9056)	\$ 176,253,229	\$ 172,927,626	-1,423,037	\$ 171,504,589
I & S LEVY (.2418)	\$ 47,060,546	\$ 46,172,593	-379,958	\$ 45,792,635
TOTAL LEVY (1.1474)	\$ 223,313,775	\$ 219,100,219	-1,802,995	\$ 217,297,224

2022 SUPPLEMENT	TAXABLE VALUE
SUPPLEMENT NO. 1	88,407,442
SUPPLEMENT NO. 2	184,253,590
SUPPLEMENT NO. 3	156,291,881
SUPPLEMENT NO. 4	55,395,081
SUPPLEMENT NO. 5	-280,000
SUPPLEMENT NO. 6	-355,000
SUPPLEMENT NO. 7	-81,030,418
SUPPLEMENT NO. 8	-2,194,340
SUPPLEMENT NO. 9	-33,708,843
SUPPLEMENT NO. 10	-17,715,667
SUPPLEMENT NO. 11	-36,352,638
SUPPLEMENT NO. 12	-36,221,378
SUPPLEMENT NO. 13	-41,859,995
SUPPLEMENT NO. 14	-32,944,537
SUPPLEMENT NO. 15	-24,250,375
SUPPLEMENT NO. 16	-26,776,122
SUPPLEMENT NO. 17	-30,814,162
SUPPLEMENT NO. 18	-121,962,848
SUPPLEMENT NO. 19	-53,731,598
SUPPLEMENT NO. 20	-44,582,740
SUPPLEMENT NO. 21	6,485,974
SUPPLEMENT NO. 22	-35,281,055
SUPPLEMENT NO. 23	-18,077,120
SUPPLEMENT NO. 24	-5,247,134
SUPPLEMENT NO. 25	-4,585,453

**TOTAL** align="right">-157,137,455

\* LEVY REFLECTS FROZEN LOSS FROM OVER 65 & DISABILITY ACCOUNTS

2022 SUPPLEMENTAL BUDGET	-150,000,000
<b>NET GAIN (LOSS) TO TAX</b>	<u>(7,137,455)</u>
LEVY GAIN (LOSS) M & O	-64,637
LEVY GAIN (LOSS) I & S	-17,258
<b>TOTAL LEVY GAIN (LOSS) DUE TO SUPPLEMENTS</b>	<u>-81,895</u>

## 2024 ACTIVE LAWSUITS

OWNERS NAME	DCAD VALUE	TYPE OF PROPERTY
1000 EAST AIRPORT FREEWAY LLC	\$ 4,471,240	REAL
1000 EAST AIRPORT FREEWAY LLC	\$ 14,000,000	REAL
119 REGAL ROW OWNER LP	\$ 14,500,000	REAL
1500 EAST AIRPORT FREEWAY LLC	\$ 5,229,250	REAL
2142 N JOSEY LLC	\$ 1,959,990	REAL
4600 W AIRPORT FREEWAY LLC	\$ 23,000,000	REAL
78 NEP LTD	\$ 900,000	REAL
78 NEP LTD	\$ 8,500,000	REAL
78 NEP LTD	\$ 3,600,000	REAL
78 NEP LTD	\$ 2,780,000	REAL
78 NEP LTD	\$ 13,700,000	REAL
850 LAKE CAROLYN PKWY APARTMENTS INV	\$ 63,000,000	REAL
ABRAHAM SAJI PROPERTIES LLC	\$ 464,910	REAL
ABRAHAM SAJI PROPERTIES LLC	\$ 246,190	REAL
ABRAHAM SAJI PROPERTIES LLC	\$ 258,580	REAL
ABRAHAM SAJI PROPERTIES LLC	\$ 243,290	REAL
ABRAHAM SAJI PROPERTIES LLC	\$ 266,430	REAL
ABRAHAM SAJI PROPERTIES LLC	\$ 268,750	REAL
ABRAHAM SAJI PROPERTIES LLC	\$ 268,750	REAL
ABRAHAM SAJI PROPERTIES LLC	\$ 251,520	REAL
ABRAHAM SAJI PROPERTIES LLC	\$ 338,320	REAL
ABRAHAM SAJI PROPERTIES LLC	\$ 158,080	REAL
ABRAHAM SAJI PROPERTIES LLC	\$ 268,750	REAL
ABRAHAM SAJI PROPERTIES LLC	\$ 282,350	REAL
ABRAHAM SAJI PROPERTIES LLC	\$ 286,040	REAL
ABRAHAM SAJI PROPERTIES LLC	\$ 251,630	REAL
ABRAHAM SAJI PROPERTIES LLC	\$ 277,280	REAL
ABRAHAM SAJI PROPERTIES LLC	\$ 235,990	REAL
ABRAHAM SAJI PROPERTIES LLC	\$ 287,980	REAL
ABRAHAM SAJI PROPERTIES LLC	\$ 530,320	REAL
ABRAHAM SAJI PROPERTIES LLC	\$ 265,700	REAL
ABRAHAM SAJI PROPERTIES LLC	\$ 355,770	REAL
ABRAHAM SAJI PROPERTIES LLC	\$ 311,590	REAL
ABRAHAM SAJI PROPERTIES LLC	\$ 254,310	REAL
ABRAHAM SAJI PROPERTIES LLC	\$ 408,150	REAL

ABRAHAM SAJI PROPERTIES LLC	\$	239,050	REAL
ABRAHAM SAJI PROPERTIES LLC	\$	228,290	REAL
ABRAHAM SAJI PROPERTIES LLC	\$	244,220	REAL
ABRAHAM SAJI PROPERTIES LLC	\$	252,720	REAL
ABRAHAM SAJI PROPERTIES LLC	\$	252,720	REAL
ABRAHAM SAJI PROPERTIES LLC	\$	261,430	REAL
ABRAHAM SAJI PROPERTIES LLC	\$	251,520	REAL
ABRAHAM SAJI PROPERTIES LLC	\$	232,800	REAL
ABRAHAM SAJI PROPERTIES LLC	\$	525,640	REAL
ACI REAL ESTATE SPE 155 LLC	\$	5,685,850	REAL
ADREX DIVERSIFIED 5 MASTER TENANT LLC	\$	1,900,000	REAL
AH & JP INC	\$	1,550,000	REAL
ALIBHAI HUSSAMUDDIN H	\$	146,370	REAL
ALIBHAI HUSSAMUDDIN H	\$	146,370	REAL
ALIBHAI HUSSAMUDDIN H	\$	146,810	REAL
ALIBHAI HUSSAMUDDIN H	\$	146,370	REAL
ALIBHAI HUSSAMUDDIN H	\$	173,360	REAL
ALIBHAI HUSSAMUDDIN H	\$	375,360	REAL
ALIBHAI HUSSAMUDDIN H	\$	398,550	REAL
ALIBHAI HUSSAMUDDIN H	\$	384,200	REAL
ALIBHAI HUSSAMUDDIN H	\$	372,130	REAL
ALIBHAI HUSSAMUDDIN H	\$	398,080	REAL
ALIBHAI HUSSAMUDDIN H	\$	380,780	REAL
ALIBHAI HUSSAMUDDIN H	\$	173,360	REAL
AREA/EY WFT LLC	\$	10,000,000	REAL
CARMAX AUTO SUPERSTORES	\$	1,666,220	REAL
CARMAX AUTO SUPERSTORES	\$	12,983,780	REAL
CAROLYN PROPERTY OWNER LP	\$	73,000,000	REAL
CAVADIAN PROPERTIES LLC	\$	403,740	REAL
CAVADIAN PROPERTIES LLC	\$	175,000	REAL
CAVADIAN PROPERTIES LLC	\$	255,120	REAL
CENTURY 9625 LLC	\$	2,460,410	REAL
CHATHEAU AT WILDBRIAR LP	\$	19,357,290	REAL
CHEP USA	\$	915,760	PERSONAL
CHICK FIL A INC	\$	3,423,040	REAL
CHICK FIL A INC	\$	1,300,000	REAL
CLAY COOLEY REAL ESTATE	\$	9,000,000	REAL
CLAY COOLEY REAL ESTATE	\$	9,973,920	REAL
CLAY COOLEY REAL ESTATE	\$	14,900,000	REAL
COTTONWOOD LANE PROPERTIES LLC	\$	9,450,000	REAL
CROWN ENTERPRISES INC	\$	6,300,000	REAL
DAYTON HUDSON CORP	\$	5,766,970	REAL
DFW RESORTS LLC	\$	8,750,000	REAL
DILLARDS TEXAS CENTRAL LLC	\$	2,167,680	PERSONAL

EAGLE CREST BORROWER LLC	\$	26,437,500	REAL
EAGLE CREST BORROWER LLC	\$	36,562,500	REAL
EPC WESTGATE LLC	\$	37,499,870	REAL
EPC WESTGATE LLC	\$	16,289,130	REAL
EPC WESTGATE LLC	\$	7,148,470	REAL
EPC WESTGATE LLC	\$	6,562,530	REAL
GREENWAY RESTAURANT	\$	10,425,000	REAL
HANS & DENISE HAUCK REVOCABLE	\$	1,285,310	REAL
HCD DALLAS CORPORATION	\$	62,520,000	REAL
HCD DALLAS CORPORATION	\$	980,000	REAL
HD DEVELOPMENT PPTIES, LP	\$	5,407,500	REAL
HIGHLAND CREST LTD	\$	26,500,000	REAL
IMT CAPITAL III LAKESHORE LOFTS LP	\$	72,500,000	REAL
IRVING 4600 WEST PIONEER	\$	50,000,000	REAL
KORE 125 JOHN CARPENTER LLC	\$	73,500,000	REAL
KROGER LIMITED PARTNERSHIP II	\$	40,239,560	PERSONAL
KROGER TEXAS LP	\$	1,263,680	REAL
KROGER TEXAS LP	\$	1,834,970	REAL
KROGER TEXAS LP	\$	1,586,330	REAL
KROGER TEXAS LP	\$	4,199,910	REAL
KROGER TEXAS LP	\$	960,100	REAL
KROGER TEXAS LP	\$	21,600,000	REAL
LOWES HOME CENTERS INC	\$	7,210,000	REAL
MAA TANC LLC	\$	51,500,000	REAL
MACARTHUR PLACE	\$	28,447,780	REAL
MACARTHUR PLACE	\$	33,302,220	REAL
MALL GROUND PORTFOLIO LLC	\$	1,301,420	REAL
MALL GROUND PORTFOLIO LLC	\$	1,600,100	REAL
MALL GROUND PORTFOLIO LLC	\$	4,319,230	REAL
MALL GROUND PORTFOLIO LLC	\$	193,440	REAL
MALL GROUND PORTFOLIO LLC	\$	24,625,000	REAL
MARABELLA APARTMENTS II	\$	34,828,880	REAL
MARABELLA APARTMENTS II	\$	31,171,120	REAL
MDR REVOCABLE TRUST	\$	2,076,250	REAL
MUSTANG LAS COLINAS LLC	\$	35,156,900	REAL
NEWPORT APARTMENTS PROPERTY OWNER	\$	35,875,000	REAL
OBSIDIAN SUMMER GATE OWNER	\$	22,950,000	REAL
PARRISH MICHAEL R & ANGELA R	\$	1,679,930	REAL
PATEL KAMLESH M & AMISHA G	\$	1,263,320	REAL
PATEL MUKUND & DAXABEN	\$	1,468,640	REAL
PATEL VIMAL M	\$	928,250	REAL
PL LASCO OWNER LLC	\$	90,500,000	REAL
PPF AMLI 1050 LAKE CAROLYN PARKWAY LLC	\$	68,000,000	REAL
PPF AMLI 777 LAKE CAROLYN PARKWAY	\$	100,721,400	REAL

PROMENADE TX PARTNERS LLC	\$	73,000,000	REAL
RCP CRESTVIEW SPE LLC &	\$	30,250,000	REAL
RESIDENCES NORTHGATE LLC	\$	48,875,000	REAL
ROCHELLE PLACE L P	\$	12,500,000	REAL
RODRIGUEZ JOSE	\$	221,220	REAL
SEDONA PARK APARTMENTS LLC	\$	39,950,000	REAL
STAINBACK RAYMOND F JR	\$	4,620,000	REAL
SUN LIFE INSURANCE CO OF CANADA	\$	36,300,000	REAL
TERRA FUNDING-URBAN TOWERS LLC	\$	12,252,330	REAL
TERRA FUNDING-URBAN TOWERS LLC	\$	131,747,670	REAL
TERRY INVESTMENT PROPERTY 1	\$	1,553,540	REAL
TOYOTA OF IRVING LTD	\$	636,740	REAL
TOYOTA OF IRVING LTD	\$	12,325,000	REAL
TOYOTA OF IRVING LTD	\$	720,370	REAL
TOYOTA OF IRVING LTD	\$	146,480	REAL
TOYOTA OF IRVING LTD	\$	537,520	REAL
TR ATRIUM LP	\$	13,000,000	REAL
TR ATRIUM LP	\$	7,000,000	REAL
TUP CARPENTER COURT LP	\$	11,209,850	REAL
VILLAS ESTANCIA APARTMENTS LLC	\$	27,785,000	REAL
WALGREEN CO AS OWNER AND LESSEE	\$	1,511,590	REAL
WALGREEN CO AS OWNER AND LESSEE	\$	4,114,170	REAL
WALGREEN CO AS OWNER AND LESSEE	\$	2,518,870	REAL
WALNUT HILL TX PARTNERS LLC	\$	75,000,000	REAL
WESTDALE BROOKSTONE TERRACE LP	\$	27,500,000	REAL
WOODWIND APARTMENTS LLC	\$	7,850,000	REAL
WWC LXXI LP	\$	28,000,000	REAL
WWC XLII LP	\$	36,624,920	REAL
WWC XLII LP	\$	36,625,080	REAL
	\$		
	\$		
TOTAL	\$	2,138,332,660	

## 2024 SETTLED LAWSUITS

OWNERS NAME	DCAD VALUE	SETTLED VALUE	TYPE OF PROPERTY
CASA DEL SOL TEXAS LLC	\$ 8,725,000 \$	\$ 7,600,000 \$	REAL
<b>TOTAL</b>	\$ 8,725,000	\$ 7,600,000	

## 2023 ACTIVE LAWSUITS

OWNERS NAME	DCAD VALUE	TYPE OF PROPERTY
161 AIRPORT CORPORATE LLC	\$ 11,412,000	REAL
1927 BELTLINE CP LTD	\$ 2,550,000	REAL
1927 EAST BELTLINE RD LLC	\$ 781,220	REAL
1929 GRAUWYLER LLC	\$ 12,560,000	REAL
2200 WEST ROCHELLE LLC	\$ 8,000,000	REAL
2200 WEST ROCHELLE LLC	\$ 8,000,000	REAL
250 290 B&C LLC	\$ 36,256,000	REAL
250 290 B&C LLC	\$ 18,116,650	REAL
250 290 B&C LLC	\$ 20,383,000	REAL
2700 TRINITY SPE LLC	\$ 9,936,000	REAL
2929 PARK GROVE VNTRE LTD	\$ 20,305,000	REAL
2929 PARK GROVE VNTRE LTD	\$ 1,260,000	REAL
3429 WEST ROCHELLE LLC	\$ 19,950,000	REAL
500 EJC OFFICE OWNER LLC	\$ 29,000,000	REAL
7918 FERGUSON LLC	\$ 2,000,000	REAL
850 LAKE CAROLYN PKWY APARTMENTS INV	\$ 60,000,000	REAL
AARON HOLDINGS LLC	\$ 1,742,810	REAL
ABRAHAM ALVIN V	\$ 2,482,020	REAL
ABRAHAM SAJI PROPERTIES LLC	\$ 520,780	REAL
ABRAHAM SAJI PROPERTIES LLC	\$ 240,000	REAL
ALC APARTMENTS LLC	\$ 59,600,000	REAL
APO IRVING LLC	\$ 7,578,880	REAL
AREA/EY WFT LLC	\$ 10,680,520	REAL
AUTOZONE TEXAS LP	\$ 603,390	PERSONAL
AUTOZONE TEXAS LP	\$ 657,110	PERSONAL
AUTOZONE TEXAS LP	\$ 540,910	PERSONAL
AUTOZONE TEXAS LP	\$ 597,180	PERSONAL
AUTOZONE TEXAS LP	\$ 538,310	PERSONAL
AUTOZONE TEXAS LP	\$ 2,242,010	PERSONAL
BELL STACY GREETHUM TRUST THE	\$ 996,500	REAL
BELTLINE & GRANDE LTD PS	\$ 13,000,000	REAL
BELTLINE/AIRPORT FREEWAY JOINT VENTURE	\$ 3,365,260	REAL
BELTLINE/AIRPORT FREEWAY JOINT VENTURE	\$ 734,740	REAL
BELTLINE/AIRPORT FREEWAY JOINT VENTURE	\$ 7,900,000	REAL
BEST BUY STORES LP	\$ 2,300,440	PERSONAL
BETTER INC	\$ 2,835,100	REAL
BHP INVESTENTS CO	\$ <sup>61</sup> 4,425,000	REAL

BLVD AL LP THE	\$	1,778,910	REAL
BMGREI ESTERS LLC	\$	12,065,630	REAL
BMGREI ESTERS LLC	\$	30,834,370	REAL
BMGREI METKER LLC	\$	9,988,000	REAL
BREIT INDUSTRIAL CANYON TX	\$	115,390	REAL
BROWN COLINAS POINTE LLC	\$	20,000,000	REAL
CANAL CENTR INVESTORS LLC	\$	35,000,000	REAL
CANTEX GRAUWYLER LLC	\$	2,299,100	REAL
CANTEX GRAUWYLER LLC	\$	12,585,630	REAL
CARMAX AUTO SUPERSTORES	\$	11,741,010	REAL
CARMAX AUTO SUPERSTORES	\$	1,025,370	REAL
CAROLYN PROPERTY OWNER LP	\$	73,000,000	REAL
CASCADE DALLAS OPERATING LLC	\$	9,500,000	REAL
CAVADIAN PROPERTIES LLC	\$	306,370	REAL
CFT NV DEVELOPMENTS LLC	\$	1,221,130	REAL
CHALET APARTMENTS LLC	\$	27,600,000	REAL
CNC SPC LP	\$	8,489,220	REAL
CNC SPC LP	\$	16,760,780	REAL
COLONY MULTIFAMILY 3321 LLC THE	\$	4,975,700	REAL
COLONY MULTIFAMILY 3321 LLC THE	\$	1,693,850	REAL
COLONY MULTIFAMILY 3321 LLC THE	\$	5,081,560	REAL
COLONY MULTIFAMILY 3321 LLC THE	\$	7,198,880	REAL
COP ENTERPRISES LLC	\$	99,280	REAL
COP ENTERPRISES LLC	\$	99,280	REAL
COP ENTERPRISES LLC	\$	89,380	REAL
COP ENTERPRISES LLC	\$	99,280	REAL
COP ENTERPRISES LLC	\$	217,000	REAL
COP ENTERPRISES LLC	\$	391,800	REAL
CP 511 BUILDING LLC	\$	22,500,000	REAL
CREEKWOOD APTS LLC	\$	26,646,920	REAL
CROSS COURT TEXAS LLC	\$	1,260,000	REAL
DALLAS FT WORTH PARTNERS LLC	\$	1,933,020	REAL
DALLAS FT WORTH PARTNERS LLC	\$	4,027,410	REAL
DALLAS FT WORTH PARTNERS LLC	\$	2,247,150	REAL
DALLAS METRO APARTMENTS LLC	\$	5,500,000	REAL
DELUJO EL MOROCCO LLC	\$	13,300,000	REAL
DFW AIRPORT HOSPITALITY	\$	9,900,000	REAL
DK CREST OWNER LLC	\$	69,500,000	REAL
DSJR LLC	\$	7,950,000	REAL
EMERALD POINT APARTMENTS	\$	5,770	REAL
EMERALD POINT APARTMENTS	\$	7,552,710	REAL
EPC WESTGATE LLC	\$	5,586,600	REAL
EPC WESTGATE LLC	\$	6,085,400	REAL
EPC WESTGATE LLC	\$	29,440,000	REAL
EPC WESTGATE LLC	\$	12,788,000	REAL
ESTRADA REVO LLC &	\$	33,800,000	REAL

FREEWAY LLC	\$	21,388,460	REAL
GEP SILVERTON LLC	\$	31,876,800	REAL
GREENWAY RESTAURANT	\$	9,975,000	REAL
GROUP 1 REALTY INC	\$	3,500,000	REAL
H&B DEVELOPMENT AND	\$	825,000	REAL
HCD DALLAS CORPORATION	\$	810,000	REAL
HILLTOPPER APARTMENTS IRVING LLC	\$	7,418,230	REAL
HKRK MGMT INC	\$	3,725,000	REAL
HKSKN MANAGERS 1 LTD	\$	3,750,000	REAL
IFCAP EVERGREEN LP	\$	90,400	REAL
IMT CAPITAL III LAKESHORE LOFTS LP	\$	69,000,000	REAL
IRVING 4600 WEST PIONEER	\$	46,250,000	REAL
IRVING BRITAIN WAY APRARTMENTS LP	\$	8,666,670	REAL
IRVING BRITAIN WAY APRARTMENTS LP	\$	4,333,330	REAL
ISA HOSPITALITY INC	\$	2,525,000	REAL
JAHCO FAIR OAKS LP	\$	7,750,000	REAL
JARS BRITTANY 169 LLC	\$	12,600,000	REAL
JARS HEIGHTS 79 LLC	\$	1,490,510	REAL
JARS HEIGHTS 79 LLC	\$	2,384,810	REAL
JARS HEIGHTS 79 LLC	\$	3,974,680	REAL
JB DALLAS LLC	\$	2,475,000	REAL
JORDAN KATZ AVALON LLC	\$	32,500,000	REAL
KARAN ASSOCIATES TWO	\$	1,500,000	REAL
KARAN ASSOCIATES TWO	\$	1,600,000	REAL
KORE 125 JOHN CARPENTER LLC	\$	75,650,000	REAL
LAKE FOREST VALLEY HOLDINGS LLC	\$	4,485,530	REAL
LAKE FOREST VALLEY HOLDINGS LLC	\$	6,291,390	REAL
LAKE WORTH HOTEL CORP	\$	3,750,000	REAL
LAS COLINAS I HOLDCO LP	\$	107,334,180	REAL
LAS COLINAS II HOLDCO LP	\$	57,665,820	REAL
LBH LAS COLINAS PLAZA LLC	\$	26,300,000	REAL
LEGACY REI GROUP SA LLC	\$	13,673,510	REAL
LEGACY REI GROUP SA LLC	\$	4,926,490	REAL
LION TRINITY LLC	\$	61,000,000	REAL
LOOP HOTEL INC	\$	1,085,000	REAL
LPD REALTY LLC	\$	19,000,000	REAL
LRF2 TOWNE NORTH	\$	10,680,000	REAL
LRF2 TOWNE NORTH	\$	4,920,000	REAL
MA LEG PARTNERS 6	\$	205,000	REAL
MA LEG PARTNERS 6	\$	133,470	REAL
MAA ALLOY LLC	\$	66,700,000	REAL
MARS ROCHELLE LLC &	\$	5,550,000	REAL
MEADOW OAKS HOLDINGS LP	\$	10,483,800	REAL
MFO PPTIES LTD	\$	1,500,000	REAL
MM COURTYARDS LLC	\$	19,500,000	REAL
MONTEGO BAY LLC	\$ <sup>63</sup>	5,165,990	REAL

MONTERRA APARTMENTS LP	\$	47,850,000	REAL
NLP TEXAS ONE LLC	\$	62,687,840	REAL
NLP TEXAS ONE LLC	\$	58,900,000	REAL
OBSIDIAN SUMMER GATE OWNER	\$	20,350,000	REAL
OMNINET FOXBOROUGH LP	\$	33,244,440	REAL
OMNINET FOXBOROUGH LP	\$	13,505,560	REAL
P LURA LLC	\$	940,000	REAL
PAR CAPITAL 122 WEST LLC	\$	27,800,000	REAL
PARMA LAS COLINAS TOWERS LLC	\$	68,898,000	REAL
PARMA LAS COLINAS TOWERS LLC	\$	42,850,000	REAL
PARMA LAS COLINAS TOWERS LLC	\$	4,752,000	REAL
PARRISH MICHAEL R & ANGELA R	\$	1,591,500	REAL
PBH VALLEY CREEK LLC	\$	48,950,000	REAL
PBH VALLEY RIDGE LLC	\$	51,000,000	REAL
POLO SANTIAGO	\$	6,970,000	REAL
PPF AMLI 1050 LAKE CAROLYN PARKWAY LLC	\$	63,500,000	REAL
PPF AMLI 777 LAKE CAROLYN PARKWAY	\$	96,675,000	REAL
PROMENADE TX PARTNERS LLC	\$	73,000,000	REAL
PROVIDENT GROUP IRVING PROPERTIES LLC	\$	47,000,000	REAL
PS TEXAS HOLDINGS II LTD	\$	5,483,000	REAL
PS TEXAS HOLDINGS II LTD	\$	5,712,750	REAL
RAIBLE PLACE APARTMENTS LLC	\$	16,995,000	REAL
RAMSEY LUTHER H	\$	1,612,000	REAL
REGAL BUSINESS CENTER LLC	\$	13,963,750	REAL
REGAL BUSINESS CENTER LLC	\$	7,568,690	REAL
RESIDENCE AT SURROUND	\$	36,300,000	REAL
RICKY HOSPITALITY LLC	\$	1,770,000	REAL
ROSEMONT SUMMIT OPERATING LLC	\$	63,250,000	REAL
SAIBABA DFW LODGING LLC	\$	4,845,000	REAL
SANCHEZ THOMAS C	\$	346,500	REAL
SAVOY DALLAS HOTELS LLC	\$	8,700,000	REAL
SCP 2002D 4 LLC	\$	2,062,510	REAL
SCP 2002D 4 LLC	\$	124,800	REAL
SEDONA PARK APARTMENTS LLC	\$	36,200,000	REAL
SL1000 RRH SPE LLC &	\$	19,500,000	REAL
STARCREST TEXAS PPTIES	\$	6,975,000	REAL
STATE BANK OF TEXAS	\$	9,626,240	REAL
SUN LIFE INSURANCE CO OF CANADA	\$	37,950,000	REAL
SYMONDS STEPHEN M	\$	1,634,180	REAL
TERRY INVESTMENT PROPERTY 1	\$	1,710,000	REAL
TEXAS FLORIDA CEDARS LP	\$	12,250,000	REAL
TEXAS PARK MANOR LP	\$	10,920,000	REAL
TOURO ASHER PARK DE LLC	\$	30,500,000	REAL
TOURO RUSTIC RIDGE DE LLC	\$	22,900,000	REAL
TP APARTMENTS LLC	\$	7,313,790	REAL
TP APARTMENTS LLC	\$ <sup>64</sup>	2,786,210	REAL

TR ATRIUM LP	\$	16,342,630	REAL
TR ATRIUM LP	\$	8,300,000	REAL
TUP CARPENTER COURT LP	\$	11,250,000	REAL
TX 2800 VALLEY VIEW LN DE LLC	\$	21,542,090	REAL
USAA REAL ESTATE CO	\$	296,390	REAL
USAA REAL ESTATE CO	\$	502,500	REAL
USAA REAL ESTATE CO	\$	5,519,970	REAL
USAA REAL ESTATE CO	\$	10,900,000	REAL
USAA REAL ESTATE CO	\$	200	REAL
USAA REAL ESTATE CO	\$	3,120	REAL
USAA REAL ESTATE CO	\$	1,770	REAL
USAA REAL ESTATE CO	\$	115,460	REAL
USAA REAL ESTATE CO	\$	15,000,000	REAL
USAA REAL ESTATE CO	\$	1,822,730	REAL
VELAZQUEZ CELIA &	\$	1,641,600	REAL
VILLAS ESTANCIA APARTMENTS LLC	\$	23,000,000	REAL
WALGREEN CO AS OWNER AND LESSEE	\$	2,445,500	REAL
WALGREEN CO AS OWNER AND LESSEE	\$	1,467,560	REAL
WALGREEN CO AS OWNER AND LESSEE	\$	3,994,340	REAL
WATER STREET OCONNOR LP	\$	2,247,370	REAL
WATER STREET OCONNOR LP	\$	108,000,000	REAL
WESTDALE BROOKSTONE/TERRACE LP	\$	20,000,000	REAL
WESTDALE BROOKSTONE/TERRACE LP	\$	26,000,000	REAL
WESTDALE LAKERIDGE LTD	\$	20,500,000	REAL
WESTDALE POLARIS PARTNERS	\$	6,250,000	REAL
WESTDALLE PPTIES AMERICA I	\$	22,250,000	REAL
WESTDALE WOODMEADE LTD	\$	32,250,000	REAL
WF AGAVE IRVING LLC	\$	8,765,000	REAL
WF AGAVE IRVING LLC	\$	2,313,000	REAL
WINGREN VILLAGE LP	\$	20,500,000	REAL
WOODSHIRE MHC LLC	\$	75,000	REAL
WOODSHIRE MHC LLC	\$	75,000	REAL
WOODSHIRE MHC LLC	\$	2,952,800	REAL
WOODSHIRE MHC LLC	\$	6,581,230	REAL
WOODSHIRE MHC LLC	\$	6,473,550	REAL
WOODWIND APARTMENTS LLC	\$	6,750,000	REAL
WWC LXXI LP	\$	26,500,000	REAL
Z920 THIRD STREET LLC	\$	5,328,000	REAL
ZANDER PARK BORROWER DE LLC	\$	21,300,000	REAL
TOTAL	\$	3,333,500,370	

## 2023 SETTLED LAWSUITS

OWNERS NAME	DCAD VALUE	SETTLED VALUE	TYPE OF PROPERTY
1111 TDS APARTMENTS LLC	\$ 26,800,000	\$ 24,000,000	REAL
1500 EAST AIRPORT FREEWAY LLC	\$ 4,784,000	\$ 4,000,000	REAL
1500 EAST AIRPORT FREEWAY LLC	\$ 504,590	\$ 504,590	REAL
1500 EAST AIRPORT FREEWAY LLC	\$ 6,916,000	\$ 5,800,000	REAL
1500 EAST AIRPORT FREEWAY LLC	\$ 3,869,230	\$ 3,545,410	REAL
1500 EAST AIRPORT FREEWAY LLC	\$ 14,560,000	\$ 11,950,000	REAL
1500 EAST AIRPORT FREEWAY LLC	\$ 11,960,000	\$ 9,425,000	REAL
1500 EAST AIRPORT FREEWAY LLC	\$ 6,500,000	\$ 5,100,000	REAL
1500 EAST AIRPORT FREEWAY LLC	\$ 10,036,000	\$ 8,500,000	REAL
1500 EAST AIRPORT FREEWAY LLC	\$ 2,652,000	\$ 2,390,000	REAL
2010 KINWES LLC	\$ 6,300,000	\$ 4,500,000	REAL
2325 STEMMONS HOTEL PRTNRS LLC	\$ 9,675,000	\$ 8,500,000	REAL
3228 WILLOW LLC	\$ 17,700,000	\$ 16,800,000	REAL
4303 MARPOSA DRIVE	\$ 9,500,000	\$ 8,000,000	REAL
4409 MONTROSE LTD	\$ 25,160,790	\$ 24,000,000	REAL
4444 IRVING BLVD LP	\$ 4,533,400	\$ 4,150,000	REAL
4525 W PIONEER DR PROPERTY	\$ 32,000,000	\$ 29,000,000	REAL
600 LAS COLINAS OWNER LLC	\$ 74,500,000	\$ 67,700,000	REAL
7929 BROOKRIVER SUB LLC	\$ 74,500,000	\$ 66,500,000	REAL
7929 BROOKRIVER SUB LLC	\$ 9,868,000	\$ 9,200,000	REAL
89 H A S HOTEL CORP	\$ 1,585,000	\$ 1,400,000	REAL
ABF FREIGHT SYSTEM INC	\$ 8,351,000	\$ 7,350,000	REAL
ACI REAL ESTATE SPE 155 LLC	\$ 5,995,000	\$ 5,441,000	REAL
AGAP GARLAND LLC	\$ 6,487,500	\$ 6,100,000	REAL
AGAS VENTURES LLC	\$ 243,120	\$ 190,710	REAL
AGAS VENTURES LLC	\$ 231,570	\$ 213,010	REAL
AGAS VENTURES LLC	\$ 187,240	\$ 172,230	REAL
AGAS VENTURES LLC	\$ 172,970	\$ 159,110	REAL
AGAS VENTURES LLC	\$ 213,650	\$ 196,530	REAL
AGAS VENTURES LLC	\$ 215,000	\$ 146,690	REAL
AGAS VENTURES LLC	\$ 184,300	\$ 169,530	REAL
AGAS VENTURES LLC	\$ 198,900	\$ 182,960	REAL
AGAS VENTURES LLC	\$ 188,670	\$ 173,550	REAL
AGAS VENTURES LLC	\$ 216,590	\$ 199,230	REAL
AGAS VENTURES LLC	\$ 243,150	\$ 223,660	REAL
AGAS VENTURES LLC	\$ 203,490	\$ 187,180	REAL
AGAS VENTURES LLC	\$ 165,670	\$ 152,390	REAL
AGAS VENTURES LLC	\$ 176,710	\$ 162,550	REAL
AGAS VENTURES LLC	\$ 169,300	\$ 155,730	REAL
AGAS VENTURES LLC	\$ 182,780	\$ 168,130	REAL

AGAS VENTURES LLC	\$	185,370	\$	170,520	REAL
AGRE WILLIAMS SQUARE HOLDINGS LLC	\$	65,363,100	\$	56,342,380	REAL
AGRE WILLIAMS SQUARE HOLDINGS LLC	\$	9,609,430	\$	8,283,240	REAL
AGRE WILLIAMS SQUARE HOLDINGS LLC	\$	63,795,210	\$	56,000,670	REAL
AGRE WILLIAMS SQUARE HOLDINGS LLC	\$	114,122,260	\$	99,373,710	REAL
AIGGRE TX HOTEL LAS COLINAS OWNER	\$	12,475,000	\$	11,400,000	REAL
ALESIO GARDEN &	\$	143,500,000	\$	121,250,000	REAL
ANGEL HOSPITALITY VIII LLC	\$	1,200,000	\$	1,200,000	REAL
ASHDOW DIALYSIS LLC	\$	2,250,000	\$	2,025,000	REAL
BELTLINE VILLAGE PARTNERS	\$	8,208,300	\$	7,250,000	REAL
BIO WORLD MERCHANDISING INC	\$	14,439,440	\$	13,900,000	PERSONAL
BRE KNIGHT SH TX OWNER LLC	\$	4,100,000	\$	3,700,000	REAL
BUDHWANI & VIRANI INC	\$	5,060,000	\$	4,543,000	REAL
CAD ASSETS LLC	\$	3,600,000	\$	3,200,000	REAL
CCP MILLBROOK 1678 LLC	\$	5,200,000	\$	4,950,000	REAL
CHATHEAU AT WILDBRIAR LP	\$	17,000,000	\$	12,500,000	REAL
CHICK FIL A INC	\$	847,050	\$	762,350	PERSONAL
CHICK FIL A INC	\$	951,620	\$	886,210	REAL
COLE CV DUNCANVILLE TX LP	\$	1,900,000	\$	1,843,000	REAL
COLE CV DUNCANVILLE TX LP	\$	2,388,750	\$	2,108,000	REAL
COLE CV DUNCANVILLE TX LP	\$	1,902,900	\$	1,902,900	REAL
COLINAS RANCH APARTMENTS LLC	\$	19,850,000	\$	14,000,000	REAL
COLUMBIA PROPERTIES	\$	45,500,000	\$	39,000,000	REAL
CORSAIR IRVING OWNER LLC	\$	29,000,000	\$	25,000,000	REAL
COTTONWOOD LANE PROPERTIES LLC	\$	8,985,260	\$	8,500,000	REAL
CRESTVIEW STONEHILL LLC	\$	28,000,000	\$	25,500,000	REAL
DAYTON HUDSON CORP	\$	5,715,000	\$	5,599,000	REAL
DEVA CORPORATION	\$	6,050,000	\$	5,700,000	REAL
DILLARDS TEXAS CENTRAL LLC	\$	2,271,100	\$	1,953,140	PERSONAL
DLC HOTEL OWNER LLC	\$	950,610	\$	950,610	REAL
DLC HOTEL OWNER LLC	\$	73,678,650	\$	70,178,650	REAL
DLC HOTEL OWNER LLC	\$	370,740	\$	370,740	REAL
DOGWOOD PROPCO TX II LP	\$	12,343,360	\$	10,000,000	REAL
DRIVER RE IRVING LLC	\$	466,610	\$	400,000	REAL
EAGLE CREST BORROWER LLC	\$	33,602,680	\$	31,281,250	REAL
EAGLE CREST BORROWER LLC	\$	24,297,320	\$	22,618,750	REAL
EL PRIMERO EXPRESS LP	\$	4,750,000	\$	4,150,000	REAL
ESD DFW SOUTH 2011 LP	\$	28,000,000	\$	21,500,000	REAL
ESTRADA LUXURY APARTMENTS LLC	\$	27,000,000	\$	25,000,000	REAL
FIVF III TX2 LLC	\$	13,000,000	\$	10,750,000	REAL
GL MARBLETREE LLC	\$	33,675,000	\$	30,750,000	REAL
GL MARBLETREE LLC	\$	11,225,000	\$	10,250,000	REAL
GLENRIDGE HOSPITALITY LP	\$	10,389,870	\$	9,127,380	REAL
GLENRIDGE HOSPITALITY LP	\$	310,140	\$	310,140	REAL
GLENRIDGE HOSPITALITY LP	\$	13,750,000	\$	12,400,000	REAL
GRANITE CIMARRON MEADOWS LLC	\$	9,639,510	\$	7,595,000	REAL
HD DEVELOPMENT PPTIES LP	\$	5,350,000	\$	5,250,000	REAL
HIGHLAND CREST LTD	\$	25,000,000	\$	23,700,000	REAL



IFCAP EVERGREEN LP	\$	90,400	\$	72,320	REAL
IFCAP EVERGREEN LP	\$	90,400	\$	72,320	REAL
IFCAP EVERGREEN LP	\$	90,400	\$	72,320	REAL
IFCAP EVERGREEN LP	\$	90,400	\$	72,320	REAL
IFCAP EVERGREEN LP	\$	90,400	\$	72,320	REAL
IRBY LANE ASSOCIATES LTD	\$	24,000,000	\$	20,900,000	REAL
IRVING 5 STAR MANAGEMENT LLC	\$	155,560	\$	116,670	REAL
IRVING 5 STAR MANAGEMENT LLC	\$	901,740	\$	676,300	REAL
IRVING 5 STAR MANAGEMENT LLC	\$	167,260	\$	125,450	REAL
IRVING 5 STAR MANAGEMENT LLC	\$	512,000	\$	405,000	REAL
IRVING 5 STAR MANAGEMENT LLC	\$	1,656,610	\$	1,539,580	REAL
IRVING 5 STAR MANAGEMENT LLC	\$	264,000	\$	223,000	REAL
IRVING 5 STAR MANAGEMENT LLC	\$	250,000	\$	213,000	REAL
IRVING 5 STAR MANAGEMENT LLC	\$	244,000	\$	195,000	REAL
IRVING 5 STAR MANAGEMENT LLC	\$	192,000	\$	175,000	REAL
IRVING 5 STAR MANAGEMENT LLC	\$	182,000	\$	165,000	REAL
IRVING 5 STAR MANAGEMENT LLC	\$	1,563,000	\$	1,370,000	REAL
IRVING 5 STAR MANAGEMENT LLC	\$	483,000	\$	400,000	REAL
IRVING 5 STAR MANAGEMENT LLC	\$	449,000	\$	386,000	REAL
IRVING 5 STAR MANAGEMENT LLC	\$	128,000	\$	110,000	REAL
IRVING 5 STAR MANAGEMENT LLC	\$	2,451,720	\$	1,900,000	REAL
IRVING BUS PROPERTIES LLC	\$	2,251,350	\$	1,950,000	REAL
IRVING LODGING LLC	\$	9,300,000	\$	7,743,000	REAL
JDFW II LLC	\$	89,000,000	\$	80,500,000	REAL
JDFW LLC	\$	60,500,000	\$	57,200,000	REAL
KROGER TEXAS LP	\$	4,100,000	\$	4,077,580	REAL
KROGER TEXAS LP	\$	1,575,000	\$	1,540,130	REAL
KROGER TEXAS LP	\$	11,680,630	\$	11,245,270	REAL
KROGER TEXAS LP	\$	1,800,000	\$	1,781,520	REAL
KROGER TEXAS LP	\$	960,000	\$	950,260	REAL
LADERA RANCH LLC	\$	29,750,000	\$	27,160,000	REAL
LION NORTHGATE LLC &	\$	24,000,000	\$	22,000,000	REAL
LION WOODCHASE CLARENDON LLC	\$	23,232,000	\$	21,293,230	REAL
LION WOODCHASE CLARENDON LLC	\$	8,954,000	\$	8,206,770	REAL
LOONEY FAMILY 2014 TRUST THE	\$	2,217,330	\$	1,600,000	REAL
LOONEY FAMILY 2014 TRUST THE	\$	1,073,070	\$	700,000	REAL
LOWEN TRINITY MILLS	\$	12,375,000	\$	10,500,000	REAL
LOWEN TRINITY MILLS	\$	197,830	\$	197,830	REAL
LOWES HOME CENTERS INC	\$	7,200,000	\$	7,000,000	REAL
MACARTHUR PLACE	\$	29,346,150	\$	27,878,840	REAL
MACARTHUR PLACE	\$	25,153,850	\$	23,896,160	REAL
MALL GROUND PORTFOLIO LLC	\$	41,500,000	\$	21,005,140	REAL
MALL GROUND PORTFOLIO LLC	\$	2,050,000	\$	1,600,000	REAL
MALL GROUND PORTFOLIO LLC	\$	4,850,000	\$	3,900,000	REAL
MALL GROUND PORTFOLIO LLC	\$	193,440	\$	193,440	REAL
MALL GROUND PORTFOLIO LLC	\$	1,301,420	\$	1,301,420	REAL
MARABELLA APRARTMENTS II	\$	30,651,570	\$	28,337,350	REAL
MARABELLA APRARTMENTS II	\$	34,248,430	\$	31,662,650	REAL

MCDAVID IRVING HON LLC	\$	3,600,000	\$	2,430,000	REAL
MCDAVID IRVING HON LLC	\$	51,860	\$	51,860	REAL
MCDAVID IRVING HON LLC	\$	2,800,000	\$	2,115,000	REAL
MCDAVID IRVING HON LLC	\$	4,525,000	\$	3,378,000	REAL
MCDAVID IRVING HON LLC	\$	6,725,000	\$	4,945,000	REAL
MEADOW CREEK RANCH MHC LLC	\$	6,227,770	\$	4,950,000	REAL
MEADOW CREEK RANCH MHC LLC	\$	3,115,880	\$	2,900,000	REAL
MPG TEXAS 1 LLC	\$	14,650,000	\$	12,400,000	REAL
NEPTUNE VENTURES LLC	\$	300,000	\$	280,000	REAL
NEPTUNE VENTURES LLC	\$	237,560	\$	225,000	REAL
NEPTUNE VENTURES LLC	\$	283,950	\$	270,000	REAL
NEPTUNE VENTURES LLC	\$	317,940	\$	300,000	REAL
NEWPORT APARTMENTS PROPERTY OWNER	\$	33,000,000	\$	24,000,000	REAL
NL ASSETS LANDEN DE LLC	\$	17,160,000	\$	16,000,000	REAL
NORTH TEXAS FAMILY	\$	11,750,000	\$	11,000,000	REAL
NORTHGATE CONSOLIDATED	\$	4,937,900	\$	4,600,000	REAL
NORTHWEST PARK ASSOC	\$	7,480,470	\$	6,699,250	REAL
NORTHWEST PARK ASSOC	\$	11,669,530	\$	10,450,750	REAL
ODAKWAY MANOR LLC	\$	6,540,170	\$	5,700,000	REAL
PATEL MADAN &	\$	1,157,240	\$	1,050,000	REAL
PERFECT & COMFORT LIVING LLC	\$	4,000,000	\$	3,600,000	REAL
PERFECT AND MODERN TEAM LLC	\$	3,250,000	\$	3,000,000	REAL
PETCO ANIMAL SUPPLIES INC	\$	376,310	\$	331,150	REAL
PH IRVING LLC	\$	3,850,000	\$	3,550,000	PERSONAL
PL LASCO OWNER LLC	\$	88,250,000	\$	84,000,000	REAL
PRIME US TOWER AT LAKE CAROLYN	\$	66,950,000	\$	61,900,000	REAL
PROPERTY RESERVE INC	\$	72,972,820	\$	68,472,820	REAL
PS LPT PROPERTIES INVESTORS	\$	3,404,010	\$	3,000,000	REAL
RAMSEY LUTHER HAROLD	\$	812,800	\$	750,000	REAL
RESIDENCES NORTHGATE LLC	\$	45,270,000	\$	32,500,000	REAL
ROCHELLE PLACE LP	\$	11,100,000	\$	9,085,000	REAL
ROCK ISLAND IRVING LLC	\$	17,000,000	\$	15,700,000	REAL
RSP RIDGEVIEW PLACE	\$	30,833,330	\$	29,266,660	REAL
RSP RIDGEVIEW PLACE	\$	15,416,670	\$	14,633,340	REAL
SANDLIAN COLBY B &	\$	3,202,500	\$	3,100,000	REAL
SEJ PROPERTIES LP	\$	650,540	\$	640,000	REAL
SEJ PROPERTIES LP	\$	8,304,220	\$	7,800,000	REAL
SEJ PROPERTIES LP	\$	4,100,000	\$	4,100,000	REAL
SEJ PROPERTIES LP	\$	2,465,840	\$	2,400,000	REAL
SEJ PROPERTIES LP	\$	2,273,550	\$	1,500,000	REAL
SEJ PROPERTIES LP	\$	1,850,000	\$	1,250,000	REAL
SEJ PROPERTIES LP	\$	1,010,670	\$	650,000	REAL
SFS PROPERTIES LLC	\$	4,169,180	\$	3,950,000	REAL
SOUTHERN STAR LAS COLINAS LP	\$	15,400,000	\$	13,087,000	REAL
SPANISH HAVEN REDEVELOPMENT	\$	13,000,000	\$	10,500,000	REAL
STAINBACK RAYMOND F JR	\$	4,580,000	\$	4,250,000	REAL
STARCORE CR	\$	19,850,000	\$	19,850,000	REAL
STATE BANK OF TEXAS	\$	2,245,000	\$	1,900,000	REAL



## 2022 ACTIVE LAWSUITS

OWNERS NAME	DCAD VALUE	TYPE OF PROPERTY
AARON HOLDINGS LLC	\$ 2,032,310	REAL
IFCAP EVERGREEN LP	\$ 90,400	REAL
LAS COLINAS SURGERY	\$ 1,400,000	REAL
LEGACY REI GROUP TF LLC	\$ 6,900,000	REAL
LEGACY REI GROUP TF LLC	\$ 2,898,000	REAL
RAMSEY LUTHER H	\$ 1,526,560	REAL
REGAL BUSINESS CENTER LLC	\$ 13,513,300	REAL
REGAL BUSINESS CENTER LLC	\$ 7,568,590	REAL
VILLAS ESTANCIA APARTMENTS LLC	\$ 25,000,000	REAL
TOTAL	\$ 60,929,160	

## 2022 SETTLED LAWSUITS

OWNERS NAME	DCAD VALUE	SETTLED VALUE	TYPE OF PROPERTY
1031 NORTH STORY E 1 H LLC &	\$ 4,400,000	\$ 4,100,000	REAL
1111 TDS APARTMENTS LLC	\$ 23,500,000	\$ 19,500,000	REAL
1212 IRVING LLC	\$ 11,000,000	\$ 9,800,000	REAL
1500 EAST AIRPORT FREEWAY LLC	\$ 3,720,410	\$ 3,400,000	REAL
1500 EAST AIRPORT FREEWAY LLC	\$ 14,000,000	\$ 11,000,000	REAL
1500 EAST AIRPORT FREEWAY LLC	\$ 4,600,000	\$ 3,670,000	REAL
1500 EAST AIRPORT FREEWAY LLC	\$ 2,550,000	\$ 2,300,000	REAL
1500 EAST AIRPORT FREEWAY LLC	\$ 6,250,000	\$ 4,650,000	REAL
1500 EAST AIRPORT FREEWAY LLC	\$ 9,650,000	\$ 8,000,000	REAL
1500 EAST AIRPORT FREEWAY LLC	\$ 11,500,000	\$ 8,800,000	REAL
1500 EAST AIRPORT FREEWAY LLC	\$ 6,650,000	\$ 5,400,000	REAL
1500 EAST AIRPORT FREEWAY LLC	\$ 504,590	\$ 504,590	REAL
2010 KINWEST LLC	\$ 6,175,000	\$ 5,250,000	REAL
2325 STEMMONS HOTEL PTNRS LLC	\$ 8,000,000	\$ 7,750,000	REAL
250 290 B&C LLC	\$ 34,530,280	\$ 32,737,380	REAL
250 290 B&C LLC	\$ 17,253,980	\$ 16,358,110	REAL
250 290 B&C LLC	\$ 19,412,450	\$ 18,404,510	REAL
300 320 DECKER LLC	\$ 9,868,100	\$ 8,982,000	REAL
3228 WILLOW LLC	\$ 16,416,000	\$ 14,100,000	REAL
33-RENAL CENTER OF NORTH DALLAS	\$ 2,100,000	\$ 2,025,000	REAL
3801 NORTH BELT LINE ROAD	\$ 17,750,000	\$ 16,500,000	REAL
4303 MARIPOSA DRIVE	\$ 8,455,000	\$ 7,800,000	REAL
4409 MONTROSE LTD	\$ 23,282,000	\$ 21,000,000	REAL
4525 W PIONEER DR PROPERTY	\$ 33,000,000	\$ 27,000,000	REAL
500 EJC OFFICE OWNER LLC	\$ 27,300,000	\$ 25,100,000	REAL
600 LAS COLINAS OWNER LLC	\$ 74,750,000	\$ 72,400,000	REAL
692 LAKE CAROLYN PARKWAY	\$ 58,760,000	\$ 56,518,000	REAL
7918 FERGUSON LLC	\$ 1,889,070	\$ 1,850,000	REAL
850 LAKE CAROLYN PKWY APARTMENTS INC	\$ 53,250,000	\$ 50,500,000	REAL
89 H A S HOTEL CORP	\$ 1,260,000	\$ 1,150,000	REAL
ABF FREIGHT SYSTEMS INC	\$ 7,000,000	\$ 6,400,000	REAL
ABRAHAM ALVIN V	\$ 2,987,630	\$ 2,688,870	REAL
ADDISON HOTELS LP	\$ 5,400,000	\$ 4,950,000	REAL
AGAP GARLAND LLC	\$ 6,985,000	\$ 5,838,360	REAL
AGAS VENTURES LLC	\$ 169,300	\$ 151,640	REAL
AGAS VENTURES LLC	\$ 182,780	\$ 163,720	REAL
AGAS VENTURES LLC	\$ 207,320	\$ 185,700	REAL
AGAS VENTURES LLC	\$ 185,370	\$ 166,040	REAL
AGAS VENTURES LLC	\$ 176,710	\$ 158,280	REAL
AGAS VENTURES LLC	\$ 231,570	\$ 207,420	REAL
AGAS VENTURES LLC	\$ 184,300	\$ 165,080	REAL
AGAS VENTURES LLC	\$ 198,900	\$ 178,160	REAL
AGAS VENTURES LLC	\$ 188,670	\$ 168,990	REAL
AGAS VENTURES LLC	\$ 216,590	\$ 194,000	REAL
AGAS VENTURES LLC	\$ 187,240	\$ 167,710	REAL
AGAS VENTURES LLC	\$ 172,970	\$ 154,930	REAL
AGAS VENTURES LLC	\$ 213,650	\$ 191,370	REAL
AGAS VENTURES LLC	\$ 159,470	\$ 142,840	REAL

OWNERS NAME	DCAD VALUE	SETTLED VALUE	TYPE OF PROPERTY
AGAS VENTURES LLC	\$ 243,150	\$ 217,790	REAL
AGAS VENTURES LLC	\$ 203,490	\$ 182,270	REAL
AGAS VENTURES LLC	\$ 165,670	\$ 148,390	REAL
AGRE WILLIAMS SQUARE HOLDINGS LLC	\$ 108,705,190	\$ 98,373,710	REAL
AGRE WILLIAMS SQUARE HOLDINGS LLC	\$ 62,259,620	\$ 56,342,380	REAL
AGRE WILLIAMS SQUARE HOLDINGS LLC	\$ 9,153,170	\$ 8,283,240	REAL
AGRE WILLIAMS SQUARE HOLDINGS LLC	\$ 61,882,020	\$ 56,000,670	REAL
AIGGRE TX HOTEL LAS COLINAS OWNER	\$ 7,692,500	\$ 6,870,000	REAL
ALAMO DRAFTHOUSE CINEMA	\$ 1,315,880	\$ 1,088,750	PERSONAL
ALC APARTMENTS LLC	\$ 53,250,000	\$ 51,000,000	REAL
ALDEN SHORT	\$ 147,760	\$ 87,480	REAL
ALDEN SHORT	\$ 175,530	\$ 137,480	REAL
ALDEN SHORT	\$ 220,280	\$ 213,030	REAL
ALESIO GARDEN &	\$ 139,000,000	\$ 116,608,000	REAL
ANGEL HOSPITALITY VIII LLC	\$ 5,000,000	\$ 4,900,000	REAL
ANGEL HOSPITALITY VIII LLC	\$ 1,354,500	\$ 1,173,900	REAL
AREA/EY WFT LLC	\$ 10,000,000	\$ 8,800,000	REAL
ARMSTRONG GUADALUPE LP	\$ 1,628,830	\$ 1,628,830	REAL
ASBURY AUTOMOTIVE GROUP	\$ 5,900,000	\$ 4,700,000	REAL
ASBURY AUTOMOTIVE GROUP	\$ 51,860	\$ 51,860	REAL
ASBURY AUTOMOTIVE GROUP	\$ 2,600,000	\$ 2,000,000	REAL
ASBURY AUTOMOTIVE GROUP	\$ 4,200,000	\$ 3,200,000	REAL
ASBURY AUTOMOTIVE GROUP	\$ 3,200,000	\$ 2,300,000	REAL
ASHER PARK IRVING LP	\$ 27,000,000	\$ 22,900,000	REAL
BELL STACY GREETHUM TRUST THE	\$ 938,150	\$ 900,000	REAL
BELTLINE & GRANDE LTD	\$ 11,500,000	\$ 10,600,000	REAL
BELTLINE/AIRPORT FREEWAY JOINT VENTUF	\$ 3,217,350	\$ 2,800,000	REAL
BELTLINE/AIRPORT FREEWAY JOINT VENTUF	\$ 720,610	\$ 700,000	REAL
BELTLINE/AIRPORT FREEWAY JOINT VENTUF	\$ 7,836,860	\$ 6,500,000	REAL
BELTLINE VILLAGE PARTNERS	\$ 7,211,000	\$ 6,950,000	REAL
BETTER INC	\$ 2,750,000	\$ 2,365,000	REAL
BHP INVESTMENTS CO	\$ 3,800,000	\$ 3,400,000	REAL
BLVD AL LP THE	\$ 1,622,460	\$ 1,547,000	REAL
BRE KNIGHT SH TX OWNER LLC	\$ 4,105,500	\$ 3,689,000	REAL
BRE KNIGHT SH TX OWNER LLC	\$ 1,459,500	\$ 1,311,000	REAL
BREIT INDUSTRIAL CANYON TX	\$ 115,390	\$ 115,390	REAL
BREIT INDUSTRIAL CANYON TX	\$ 11,134,220	\$ 8,000,000	REAL
BROWN COLINAS POINTE LLC	\$ 18,500,000	\$ 16,900,000	REAL
BW ZANDER PARK LLC	\$ 18,600,000	\$ 15,600,000	REAL
CAD ASSETS LLC	\$ 2,500,000	\$ 2,200,000	REAL
CANAL CENTRE INVESTORS LLC	\$ 35,000,000	\$ 33,000,000	REAL
CARE INN	\$ 15,800,000	\$ 13,000,000	REAL
CARMAX AUTO SUPERSTORES	\$ 11,250,000	\$ 8,474,630	REAL
CARMAX AUTO SUPERSTORES	\$ 1,025,370	\$ 1,025,370	REAL
CAROLYN PROPERTY OWNER LP	\$ 67,181,400	\$ 57,500,000	REAL
CEDAR CREST OF IRVING LLC	\$ 2,500,000	\$ 2,250,000	REAL
CENTERPOINT PROPERTIES TRUST	\$ 66,270,000	\$ 22,200,000	REAL
CFT NV DEVELOPMENTS LLC	\$ 1,080,000	\$ 900,000	REAL
CHALET APARTMENTS LLC	\$ 24,500,000	\$ 22,500,000	REAL
CHATHEAU AT WILDBRIAR LP	\$ 14,700,000	\$ 11,200,000	REAL
CHEP USA	\$ 647,510	\$ 647,510	PERSONAL
CHICK FIL A INC	\$ 906,300	\$ 860,000	REAL

<b>OWNERS NAME</b>	<b>DCAD VALUE</b>	<b>SETTLED VALUE</b>	<b>TYPE OF PROPERTY</b>
CHIPOTLE MEXICAN GRILL INC	\$ 673,660	\$ 650,000	REAL
CL II LLC	\$ 4,800,000	\$ 3,875,000	REAL
COLE CV RICHARDSON TX LLC	\$ 1,847,480	\$ 1,829,360	REAL
COLINAS RANCH APARTMENTS LLC	\$ 17,750,000	\$ 12,685,000	REAL
COLONY MULTIFAMILY 3321 LLC THE	\$ 4,418,000	\$ 3,833,510	REAL
COLONY MULTIFAMILY 3321 LLC THE	\$ 1,530,050	\$ 1,305,020	REAL
COLONY MULTIFAMILY 3321 LLC THE	\$ 4,531,840	\$ 3,915,070	REAL
COLONY MULTIFAMILY 3321 LLC THE	\$ 6,420,110	\$ 5,546,400	REAL
COLUMBIA PROPERTIES	\$ 29,500,000	\$ 24,500,000	REAL
CP 511 BUILDING LLC	\$ 21,493,600	\$ 17,500,000	REAL
CP II CRESTVIEW LP	\$ 37,850,000	\$ 30,250,000	REAL
CREEKWOOD APTS LLC	\$ 23,000,000	\$ 20,750,000	REAL
CRESTVIEW STONEHILL LLC	\$ 24,700,000	\$ 21,000,000	REAL
CROSS COURT TEXAS LLC	\$ 1,285,090	\$ 1,200,000	REAL
CROSSINGSATIRVING RUBY	\$ 16,550,000	\$ 15,000,000	REAL
CVS	\$ 2,319,170	\$ 2,007,900	REAL
CVS AS LESSEE	\$ 2,002,440	\$ 1,959,460	REAL
CVS AS LESSEE	\$ 1,794,690	\$ 1,754,850	REAL
DALLAS FT WORTH PARTNERS LLC	\$ 1,949,000	\$ 1,798,020	REAL
DALLAS FT WORTH PARTNERS LLC	\$ 1,670,570	\$ 1,541,160	REAL
DALLAS FT WORTH PARTNERS LLC	\$ 3,480,430	\$ 3,210,820	REAL
DALLAS METRO APARTMENTS LLC	\$ 4,828,000	\$ 4,250,000	REAL
DELUJO EL MOROCCO LLC	\$ 11,500,000	\$ 10,500,000	REAL
DEVA CORPORATION	\$ 4,500,000	\$ 4,125,000	REAL
DFW JOSEPH INVESTMENTS LLC	\$ 14,059,720	\$ 12,500,000	REAL
DFW TOWER VILLIAGE LP	\$ 11,193,730	\$ 10,571,860	REAL
DFW TOWER VILLIAGE LP	\$ 15,806,280	\$ 14,928,150	REAL
DILLARDS PROPERTIES INC	\$ 5,000,000	\$ 4,750,000	REAL
DILLARDS TEXAS CENTRAL LLC	\$ 2,549,040	\$ 2,134,800	PERSONAL
DK CREST OWNER LLC	\$ 62,000,000	\$ 60,000,000	REAL
DOGWOOD PROPCO TX II LP	\$ 10,700,000	\$ 8,000,000	REAL
DP WPC TX LLC AND DP WPC TX	\$ 11,158,950	\$ 10,856,860	REAL
DP WPC TX LLC AND DP WPC TX	\$ 1,969,340	\$ 1,969,340	REAL
DP WPC TX LLC AND DP WPC TX	\$ 173,800	\$ 173,800	REAL
DRIVR RE IRVING LLC	\$ 6,100,000	\$ 5,800,000	REAL
DRIVER RE IRVING LLC	\$ 435,600	\$ 400,000	REAL
EAGLE CREST BORROWER LLC	\$ 29,540,180	\$ 26,696,430	REAL
EAGLE CREST BORROWER LLC	\$ 21,359,820	\$ 19,303,570	REAL
EL PRIMERO EXPRESS LP	\$ 3,675,000	\$ 3,400,000	REAL
EMERALD POINT APARTMENT	\$ 5,770	\$ 5,770	REAL
EMERALD POINT APARTMENT	\$ 6,894,230	\$ 6,194,230	REAL
ESD DFW SOUTH 2011 LP	\$ 19,000,000	\$ 17,000,000	REAL
ESTRADA LUXURY APARTMENTS LLC	\$ 27,000,000	\$ 23,500,000	REAL
ESTRADA REVO LLC &	\$ 24,950,000	\$ 22,350,000	REAL
EX DALLAS LP	\$ 56,500,000	\$ 53,463,000	REAL
EX DALLAS LP	\$ 370,740	\$ 370,740	REAL
EX DALLAS LP	\$ 8,629,270	\$ 8,166,260	REAL
GEP SILVERTON LLC	\$ 27,840,000	\$ 25,500,000	REAL
GL MARBLETREE LLC	\$ 31,200,000	\$ 27,331,200	REAL
GL MARBLETREE LLC	\$ 10,400,000	\$ 9,110,400	REAL
GOLDEN RAM LLC	\$ 155,560	\$ 155,560	REAL
GOLDEN RAM LLC	\$ 901,740	\$ 901,740	REAL





OWNERS NAME	DCAD VALUE	SETTLED VALUE	TYPE OF PROPERTY
KARAN ASSOCIATES TWO	\$ 1,435,000	\$ 1,262,610	REAL
KEVLIN JAMES M &	\$ 537,000	\$ 537,000	REAL
KHOSROW SADEGHIAN	\$ 112,170	\$ 85,000	REAL
KHOSROW SADEGHIAN	\$ 183,740	\$ 150,000	REAL
KHOSROW SADEGHIAN	\$ 1,370	\$ 1,370	REAL
KHOSROW SADEGHIAN	\$ 7,000	\$ 7,000	REAL
KHOSROW SADEGHIAN	\$ 23,700	\$ 20,000	REAL
KHOSROW SADEGHIAN	\$ 23,940	\$ 23,940	REAL
KHOSROW SADEGHIAN	\$ 1,020	\$ 1,020	REAL
KHOSROW SADEGHIAN	\$ 4,680	\$ 4,680	REAL
KHOSROW SADEGHIAN	\$ 105,740	\$ 100,000	REAL
KHOSROW SADEGHIAN	\$ 6,380	\$ 6,380	REAL
KHOSROW SADEGHIAN	\$ 6,380	\$ 6,380	REAL
KORE 125 JOHN CARPENTER LLC	\$ 71,500,000	\$ 68,750,000	REAL
KROGER TEXAS LP	\$ 11,680,630	\$ 10,971,000	REAL
KROGER TEXAS LP	\$ 927,080	\$ 927,080	REAL
KROGER TEXAS LP	\$ 3,978,130	\$ 3,978,130	REAL
KROGER TEXAS LP	\$ 1,502,570	\$ 1,502,570	REAL
KROGER TEXAS LP	\$ 1,738,070	\$ 1,738,070	REAL
LADERA RANCH LLC	\$ 26,250,000	\$ 24,500,000	REAL
LAKE WORTH HOTEL CORP	\$ 3,750,000	\$ 3,570,000	REAL
LAKERIDGE REALTY LP	\$ 310,140	\$ 310,140	REAL
LAKERIDGE REALTY LP	\$ 9,265,000	\$ 8,800,000	REAL
LAKERIDGE REALTY LP	\$ 8,089,860	\$ 7,600,000	REAL
LAS COLINAS I HOLDCO LP	\$ 92,000,000	\$ 88,250,000	REAL
LAS COLINAS II HOLDCO LP	\$ 51,600,000	\$ 49,100,000	REAL
LAS COLINAS INDUSTRIAL LLC	\$ 2,630,800	\$ 2,216,750	REAL
LBH LAS COLINAS PLAZA LLC	\$ 25,000,000	\$ 23,000,000	REAL
LEGACY REI GROUP SA LLC	\$ 11,762,190	\$ 10,292,000	REAL
LEGACY REI GROUP SA LLC	\$ 4,237,810	\$ 3,708,000	REAL
LION TRINITY LLC	\$ 55,550,000	\$ 51,000,000	REAL
LOONEY FAMILY 2014 TRUST THE	\$ 1,073,070	\$ 700,000	REAL
LOONEY FAMILY 2014 TRUST THE	\$ 2,217,330	\$ 1,600,000	REAL
LOOP HOTEL INC	\$ 850,000	\$ 675,000	REAL
LOWEN RAIFORD LP	\$ 8,800,000	\$ 8,300,000	REAL
LOWEN RAIFORD LP	\$ 197,830	\$ 197,830	REAL
LOWES HOME CENTERS INC	\$ 7,075,000	\$ 6,800,000	REAL
LPD REALTY LLC	\$ 16,150,000	\$ 14,450,000	REAL
LRF2 TOWNE NORTH	\$ 9,525,000	\$ 8,613,000	REAL
LRF2 TOWNE NORTH	\$ 4,575,000	\$ 4,137,000	REAL
M INDUSTRIAL PROPERTY	\$ 28,559,550	\$ 20,750,000	REAL
MAA ALLOY LLC	\$ 55,000,000	\$ 49,000,000	REAL
MAA TANC LLC	\$ 42,900,000	\$ 39,800,000	REAL
MACARTHUR PLACE	\$ 21,000,000	\$ 18,876,920	REAL
MACARTHUR PLACE	\$ 24,500,000	\$ 22,023,080	REAL
MACY'S RETAIL HOLDINGS INC	\$ 2,467,320	\$ 2,399,100	PERSONAL
MACY'S RETAIL HOLDINGS INC	\$ 4,580,000	\$ 4,250,000	REAL
MALL GROUND PORTFOLIO LLC	\$ 39,950,000	\$ 28,005,140	REAL
MALL GROUND PORTFOLIO LLC	\$ 1,650,000	\$ 1,600,000	REAL
MALL GROUND PORTFOLIO LLC	\$ 4,850,000	\$ 3,900,000	REAL
MALL GROUND PORTFOLIO LLC	\$ 193,440	\$ 193,440	REAL
MALL GROUND PORTFOLIO LLC	\$ 1,301,420	\$ 1,301,420	REAL

<b>OWNERS NAME</b>	<b>DCAD VALUE</b>	<b>SETTLED VALUE</b>	<b>TYPE OF PROPERTY</b>
MARABELLA APARTMENTS II	\$ 29,551,810	\$ 27,968,680	REAL
MARABELLA APARTMENTS II	\$ 26,448,190	\$ 25,031,320	REAL
MEADOW CREEK RANCH MHC LLC	\$ 3,115,880	\$ 2,578,950	REAL
MEADOW CREEK RANCH MHC LLC	\$ 6,227,770	\$ 4,421,050	REAL
MESTEK LTD	\$ 3,130,040	\$ 2,781,230	REAL
MESTEK LTD	\$ 2,233,460	\$ 1,984,560	REAL
MESTEK LTD	\$ 1,389,000	\$ 1,234,210	REAL
MFO PPTIES LTD	\$ 1,602,700	\$ 1,500,000	REAL
MM COURTYARDS LLC	\$ 19,050,000	\$ 16,500,000	REAL
MONTEGO BAY LLC	\$ 4,650,000	\$ 3,800,000	REAL
MPG TEXAS 1 LLC	\$ 12,376,000	\$ 10,650,000	REAL
NEPTUNE VENTURES LLC	\$ 279,880	\$ 265,890	REAL
NEPTUNE VENTURES LLC	\$ 252,340	\$ 239,720	REAL
NEPTUNE VENTURES LLC	\$ 300,000	\$ 285,000	REAL
NEPTUNE VENTURES LLC	\$ 215,000	\$ 204,250	REAL
NEPTUNE VENTURES LLC	\$ 211,000	\$ 200,450	REAL
NEPTUNE VENTURES LLC	\$ 215,000	\$ 204,250	REAL
NEPTUNE VENTURES LLC	\$ 233,920	\$ 222,220	REAL
NEPTUNE VENTURES LLC	\$ 272,670	\$ 259,040	REAL
NEPTUNE VENTURES LLC	\$ 225,000	\$ 213,750	REAL
NEPTUNE VENTURES LLC	\$ 216,190	\$ 205,380	REAL
NEPTUNE VENTURES LLC	\$ 257,270	\$ 244,410	REAL
NEPTUNE VENTURES LLC	\$ 240,000	\$ 228,000	REAL
NEPTUNE VENTURES LLC	\$ 240,000	\$ 228,000	REAL
NEWPORT APARTMENTS PROPERTY OWNER	\$ 27,950,000	\$ 21,500,000	REAL
NL ASSETS LANDEN DE LLC	\$ 13,200,000	\$ 13,200,000	REAL
NL ASSETS LANDEN DE LLC	\$ 13,200,000	\$ 12,000,000	REAL
NORTHGATE CAPRI LLC &	\$ 19,500,000	\$ 17,000,000	REAL
NORTHGATE CONSOLIDATED GROUP LLC	\$ 4,808,430	\$ 4,600,000	REAL
NORTHWEST PARK ASSOC	\$ 6,438,260	\$ 5,781,250	REAL
NORTHWEST PARK ASSOC	\$ 10,043,680	\$ 9,018,750	REAL
OAKWAY MANOR LLC	\$ 3,640,000	\$ 3,300,000	REAL
OAKWAY MANOR LLC	\$ 6,141,000	\$ 5,300,000	REAL
OCONNOR MINI WAREHOUSES	\$ 1,520,000	\$ 1,200,000	REAL
OMNINET FOXBOROUGH LP	\$ 10,920,000	\$ 10,111,110	REAL
OMNINET FOXBOROUGH LP	\$ 26,880,000	\$ 24,888,890	REAL
P LURA LLC	\$ 940,000	\$ 850,000	REAL
PAR CAPITAL 122 WEST LLC	\$ 26,700,000	\$ 25,600,000	REAL
PARMA LAS COLINAS TOWERS LLC	\$ 4,752,000	\$ 4,752,000	REAL
PARMA LAS COLINAS TOWERS LLC	\$ 65,748,000	\$ 61,948,000	REAL
PARMA MANDALAY TOWER LLC	\$ 40,500,000	\$ 37,500,000	REAL
PARRISH MICHAEL R & ANGELA R	\$ 1,615,730	\$ 1,420,000	REAL
PBH VALLEY CREEK LLC	\$ 45,250,000	\$ 43,000,000	REAL
PBH VALLEY RIDGE LLC	\$ 48,000,000	\$ 47,000,000	REAL
PCPI UT OWNER	\$ 12,252,330	\$ 12,252,330	REAL
PCPI UT OWNER	\$ 137,747,670	\$ 125,747,670	REAL
PERFECT & COMFORT LIVING LLC	\$ 4,000,000	\$ 3,200,000	REAL
PERFECT AND MODERN TEAM LLC	\$ 2,925,000	\$ 2,750,000	REAL
PETCO ANIMAL SUPPLIES INC	\$ 323,800	\$ 281,710	REAL
PL LASCO OWNER LLC	\$ 77,000,000	\$ 73,500,000	REAL
POINT AT LAS COLINAS PROPERTIES LLC	\$ 73,455,000	\$ 62,450,000	REAL
POLO SANTIAGO	\$ 6,300,000	\$ 5,500,000	REAL

<b>OWNERS NAME</b>	<b>DCAD VALUE</b>	<b>SETTLED VALUE</b>	<b>TYPE OF PROPERTY</b>
POST MONTORO LLC	\$ 31,000,000	\$ 28,500,000	REAL
PPF AMLI 1050 LAKE CAROLYN PARKWAY	\$ 62,250,000	\$ 54,733,000	REAL
PPF AMLI 777 LAKE CAROLYN PARKWAY	\$ 83,900,000	\$ 77,156,000	REAL
PRIME US TOWER AT LAKE CAROLYN LLC	\$ 66,125,000	\$ 61,000,000	REAL
PROMENADE TX PARTNERS LLC	\$ 63,000,000	\$ 60,000,000	REAL
PROPERTY RESERVE INC	\$ 64,722,820	\$ 62,300,000	REAL
PROVIDENT GROUP IRVING PROPERTIES LLC	\$ 34,750,000	\$ 31,000,000	REAL
PS LPT PROPERTIES INVESTORS	\$ 3,117,360	\$ 2,900,000	REAL
PS TEXAS HOLDINGS II LTD	\$ 5,482,000	\$ 5,230,570	REAL
PS TEXAS HOLDINGS II LTD	\$ 5,774,350	\$ 5,505,620	REAL
RAIBLE PLACE APARTMENTS LLC	\$ 14,500,000	\$ 11,700,000	REAL
RAMSEY LUTHER HAROLD	\$ 797,930	\$ 750,000	REAL
RANDALLS FOOD & DRUG LP	\$ 5,750,000	\$ 4,901,710	REAL
RAYO LLC	\$ 5,475,000	\$ 5,000,000	REAL
RAYO LLC	\$ 5,475,000	\$ 5,000,000	REAL
RESIDENCE AT SURROUND	\$ 33,000,000	\$ 33,000,000	REAL
RESIDENCES NORTHGATE LLC	\$ 40,700,000	\$ 28,500,000	REAL
RICKY HOSPITALITY LLC	\$ 1,650,000	\$ 1,550,000	REAL
ROADWAY EXPRESS	\$ 7,224,530	\$ 5,385,000	REAL
ROCHELLE PLACE LP	\$ 9,500,000	\$ 8,550,000	REAL
ROCHELLE PLAZA RES LLC	\$ 13,865,000	\$ 10,800,000	REAL
ROSEMONT SUMMIT OPERATING LLC	\$ 60,875,000	\$ 54,000,000	REAL
RYDER TRUCK RENTAL INC	\$ 2,440,720	\$ 2,440,720	REAL
RUSTIC RIDGE IRVING LP	\$ 19,800,000	\$ 16,000,000	REAL
SANDLIAN COLBY B &	\$ 3,000,000	\$ 2,760,000	REAL
SAVOY DALLAS HOTELS LLC	\$ 6,500,000	\$ 5,800,000	REAL
SEDONA PARK APARTMENTS LLC	\$ 29,500,000	\$ 24,900,000	REAL
SFS PROPERTIES LLC	\$ 4,102,000	\$ 3,875,000	REAL
SGJGM FAMILY LP	\$ 130,000	\$ 128,960	REAL
SHIRLEY ENTERPRISES LLC	\$ 1,870,740	\$ 1,683,650	REAL
SL1000 RRH SPE LLC &	\$ 16,560,000	\$ 14,500,000	REAL
SPANISH CHASE LLC	\$ 7,286,930	\$ 6,250,000	REAL
SPANISH HAVEN REDEVELOPMENT	\$ 10,500,000	\$ 8,900,000	REAL
SPRINT UNITED MGMT CO	\$ 13,800,000	\$ 12,250,000	REAL
STARCREST TEXAS PPTIES	\$ 6,100,000	\$ 5,450,000	REAL
STATE BANK OF TEXAS	\$ 1,275,000	\$ 1,165,230	REAL
SUN LIFE INSURANCE CO OF CANADA	\$ 36,620,270	\$ 33,500,000	REAL
SUNSET SPRINGS LP	\$ 17,520,410	\$ 15,768,370	REAL
SYMONDS STEPHAN M	\$ 1,541,930	\$ 1,400,000	REAL
TARGET CORP	\$ 5,715,000	\$ 5,523,470	REAL
TAURUS HOLDINGS LLC	\$ 1,015,670	\$ 1,015,670	REAL
TEXAS FLORIDA CEDARS LP	\$ 10,500,000	\$ 9,575,980	REAL
TEXAS PARK MANOR LP	\$ 10,315,000	\$ 9,285,000	REAL
TEXAS SFI PARTNERSHIP 37 LTD	\$ 37,000,000	\$ 35,100,000	REAL
TMIF II BRIDGEPORT LP	\$ 29,254,330	\$ 26,700,000	REAL
TNP IRVING SQUARE DST	\$ 1,925,900	\$ 1,925,900	REAL
TOYOTA OF IRVING LTD	\$ 530,740	\$ 422,000	REAL
TOYOTA OF IRVING LTD	\$ 13,294,900	\$ 10,255,000	REAL
TOYOTA OF IRVING LTD	\$ 630,000	\$ 623,000	REAL
TP APARTMENTS LLC	\$ 6,498,990	\$ 5,521,910	REAL
TP APARTMENTS LLC	\$ 2,475,810	\$ 2,103,590	REAL
TR ATRUIM LP	\$ 15,500,000	\$ 14,000,000	REAL

<b>OWNERS NAME</b>	<b>DCAD VALUE</b>	<b>SETTLED VALUE</b>	<b>TYPE OF PROPERTY</b>
TR ATRUIM LP	\$ 7,900,000	\$ 7,700,000	REAL
TSCA 222 LIMITED PS	\$ 5,200,000	\$ 4,700,000	REAL
TUP CARPENTER COURT LP	\$ 12,750,000	\$ 9,600,000	REAL
TX 2800 VALLEY VIEW LN DEL LLC	\$ 21,701,510	\$ 19,250,000	REAL
UNITED RENTALS	\$ 5,515,920	\$ 4,500,000	REAL
VAT CROSSROADS LLC	\$ 19,000,000	\$ 17,000,000	REAL
VELAZQUEZ CELIA &	\$ 1,881,520	\$ 1,250,000	REAL
VILLAGE ON WEST IRVING LLC	\$ 10,090,000	\$ 8,500,000	REAL
WALGREENS CO	\$ 1,424,820	\$ 1,337,180	REAL
WALGREENS CO	\$ 3,878,000	\$ 2,284,130	REAL
WALGREENS CO	\$ 2,374,270	\$ 2,228,220	REAL
WALMART REAL ESTATE	\$ 10,967,000	\$ 10,967,000	REAL
WALNUT HILL TX PARTNERS LLC	\$ 62,250,000	\$ 53,865,000	REAL
WATER STREET OCONNOR LP	\$ 90,400,990	\$ 87,000,000	REAL
WATER STREET OCONNOR LP	\$ 2,247,370	\$ 2,247,370	REAL
WESTDALE BROOKSTONE TERRACE LP	\$ 16,098,640	\$ 16,098,640	REAL
WESTDALE BROOKSTONE TERRACE LP	\$ 21,250,000	\$ 18,880,000	REAL
WESTDALE LAKERIDGE	\$ 18,675,000	\$ 16,640,000	REAL
WESTDALE POLARIS PARTNERS	\$ 5,750,000	\$ 5,500,000	REAL
WESTDALE POLARIS PARTNERS	\$ 16,405,890	\$ 14,960,000	REAL
WESTDALE PPTIES AMERICA I	\$ 19,000,000	\$ 17,920,000	REAL
WESTDALE WOODMEADE LTD	\$ 28,000,000	\$ 25,800,000	REAL
WESTGATE MULTIFAMILY LLC	\$ 29,786,110	\$ 25,786,000	REAL
WESTGATE MULTIFAMILY LLC	\$ 12,938,340	\$ 11,201,000	REAL
WESTGATE MULTIFAMILY LLC	\$ 5,677,980	\$ 4,915,000	REAL
WESTGATE MULTIFAMILY LLC	\$ 5,212,570	\$ 4,512,000	REAL
WOODCHASE & CLARENDON	\$ 17,323,310	\$ 13,353,000	REAL
WOODCHASE & CLARENDON	\$ 6,676,690	\$ 5,147,000	REAL
WOODSHIRE MHC LLC	\$ 6,581,230	\$ 4,992,000	REAL
WOODSHIRE MHC LLC	\$ 6,473,550	\$ 4,992,000	REAL
WOODSHIRE MHC LLC	\$ 2,952,800	\$ 2,236,000	REAL
WOODWIND LAND LLC	\$ 7,000,000	\$ 5,502,000	REAL
WOODWIND LAND LLC	\$ 400,000	\$ 400,000	REAL
WWC LXXI LP	\$ 26,444,620	\$ 23,800,000	REAL
WWC XLII LP	\$ 29,875,000	\$ 27,750,000	REAL
WWC XLII LP	\$ 29,875,000	\$ 27,750,000	REAL
WWC XLV LP	\$ 80,000	\$ 80,000	REAL
WWC XLV LP	\$ 67,900,000	\$ 63,420,000	REAL
<b>TOTAL</b>	<b>\$ 5,537,218,520</b>	<b>\$ 4,947,882,550</b>	

## 2021 ACTIVE LAWSUITS

OWNERS NAME		DCAD VALUE	TYPE OF PROPERTY
FIRST FLEET MASTER TITLING TRUST	\$	1,676,050	PERSONAL
PARMA LAS COLINAS TOWERS LLC	\$	61,167,000	REAL
PARMA LAS COLINAS TOWERS LLC	\$	4,048,000	REAL
WALGREENS CO AS OWNER	\$	2,293,980	REAL
WALGREENS CO AS OWNER	\$	1,376,640	REAL
WALGREENS CO AS OWNER	\$	2,351,530	REAL
<b>TOTAL</b>	\$	72,913,200	

## 2021 SETTLED LAWSUITS

OWNERS NAME	DCAD VALUE	SETTLED VALUE	TYPE OF PROPERTY
1000 EAST AIRPORT FREEWAY LLC	\$ 9,752,100	\$ 8,750,000	REAL
1111 TDS APARTMENTS LLC	\$ 18,750,000	\$ 16,500,000	REAL
14800 LANDMARK LLC	\$ 10,662,790	\$ 9,250,000	REAL
2325 STEMMONS HOTEL PTNRS LLC	\$ 7,500,000	\$ 7,500,000	REAL
250 290 B&C LLC	\$ 32,980,000	\$ 32,000,000	REAL
250 290 B&C LLC	\$ 16,478,860	\$ 16,100,000	REAL
250 290 B&C LLC	\$ 18,540,360	\$ 17,700,000	REAL
2929 PARK GROVE VNTRE LTD	\$ 14,336,450	\$ 13,518,600	REAL
2929 PARK GROVE VNTRE LTD	\$ 1,003,550	\$ 946,300	REAL
2ML REAL ESTATE INTEREST INC	\$ 1,390,000	\$ 1,300,000	REAL
4303 MARIPOSA DRIVE LLC	\$ 7,480,000	\$ 7,100,000	REAL
4409 MONTROSE LTD	\$ 17,600,000	\$ 17,600,000	REAL
89 H A S HOTEL CORP	\$ 950,000	\$ 800,000	REAL
ABF FREIGHT SYSTEM INC	\$ 8,302,500	\$ 6,000,000	REAL
ADDISON HOTELS LP	\$ 4,257,250	\$ 3,900,000	REAL
ADDISON STONE LLC	\$ 1,408,150	\$ 1,000,000	REAL
AGAS VENTURES	\$ 148,200	\$ 139,000	REAL
AGAS VENTURES	\$ 136,980	\$ 123,000	REAL
AGAS VENTURES	\$ 145,280	\$ 136,000	REAL
AGAS VENTURES	\$ 156,980	\$ 156,980	REAL
AGAS VENTURES	\$ 170,630	\$ 155,000	REAL
AGAS VENTURES	\$ 164,780	\$ 152,000	REAL
AGAS VENTURES	\$ 189,640	\$ 175,000	REAL
AGAS VENTURES	\$ 139,290	\$ 139,290	REAL
AGAS VENTURES	\$ 123,890	\$ 123,890	REAL
AGAS VENTURES	\$ 170,670	\$ 170,670	REAL
AGAS VENTURES	\$ 126,750	\$ 126,600	REAL
AGAS VENTURES	\$ 200,780	\$ 160,000	REAL
AGAS VENTURES	\$ 175,500	\$ 175,500	REAL
AGAS VENTURES	\$ 152,100	\$ 144,500	REAL
AGAS VENTURES	\$ 136,500	\$ 129,680	REAL
AGAS VENTURES	\$ 120,900	\$ 121,370	REAL
AGAS VENTURES	\$ 100,000	\$ 100,000	REAL
AGAVE APARTMENTS LLC	\$ 8,000,000	\$ 7,500,000	REAL
AGRE WILLIAMS SQUARE HOLDINGS LLC	\$ 102,417,090	\$ 92,633,000	REAL
AGRE WILLIAMS SQUARE HOLDINGS LLC	\$ 58,659,010	\$ 53,055,000	REAL
AGRE WILLIAMS SQUARE HOLDINGS LLC	\$ 8,620,610	\$ 7,804,000	REAL
AGRE WILLIAMS SQUARE HOLDINGS LLC	\$ 58,303,290	\$ 52,733,000	REAL
AIGGRE TX HOTEL LAS COLINAS OWNER LLC	\$ 6,700,000	\$ 6,000,000	REAL
ALC APARTMENTS LLC	\$ 48,750,000	\$ 48,500,000	REAL
ALESIO GARDEN &	\$ 104,420,000	\$ 96,000,000	REAL
ANGEL HOSPITALITY VIII LLC	\$ 4,440,000	\$ 4,246,000	REAL
ANGEL HOSPITALITY VIII LLC	\$ 1,083,600	\$ 1,083,600	REAL
AREA/EY WFT LLC	\$ 8,600,000	\$ 8,000,000	REAL
ASBURY AUTOMOTIVE TEXAS LLC	\$ 51,860	\$ 51,860	REAL
ASBURY AUTOMOTIVE TEXAS LLC	\$ 2,025,000	\$ 1,800,000	REAL
ASBURY AUTOMOTIVE TEXAS LLC	\$ 3,324,000	\$ 3,000,000	REAL

83

ASBURY AUTOMOTIVE TEXAS LLC	\$	4,900,000	\$	4,500,000	REAL
ASBURY AUTOMOTIVE TEXAS LLC	\$	2,500,000	\$	2,100,000	REAL
ASHER PARK IRVING LP	\$	21,750,000	\$	18,486,000	REAL
BELL STACY GREETHUM TRUST THE	\$	870,000	\$	749,230	REAL
BELTLINE/AIRPORT FREEWAY JOINT VENTURE	\$	2,940,000	\$	2,785,500	REAL
BELTLINE/AIRPORT FREEWAY JOINT VENTURE	\$	695,000	\$	660,000	REAL
BELTLINE/AIRPORT FREEWAY JOINT VENTURE	\$	7,615,000	\$	6,354,500	REAL
BELTLINE & GRANDE LTD	\$	11,000,000	\$	10,500,000	REAL
BETTER INC	\$	2,300,000	\$	2,150,000	REAL
BHP INVESTMENTS CO	\$	2,300,000	\$	2,000,000	REAL
BLVD AL LP THE	\$	1,437,890	\$	1,397,460	REAL
BRE KNIGHT SH TX OWNER LLC	\$	3,910,000	\$	3,541,750	REAL
BRE KNIGHT SH TX OWNER LLC	\$	1,390,000	\$	1,258,250	REAL
BREIT INDUSTRIAL CANYON TX	\$	115,390	\$	115,390	REAL
BREIT INDUSTRIAL CANYON TX	\$	10,018,430	\$	7,000,000	REAL
BUDHWANI & VIRANI INC	\$	2,025,000	\$	1,900,000	REAL
CARE INN	\$	15,300,000	\$	13,775,000	REAL
CAROLYN PROPERTY OWNER LP	\$	57,720,000	\$	54,300,000	REAL
CASTLE CROWN PROPERTIES	\$	4,750,000	\$	4,200,000	REAL
CEDAR CREST OF IRVING LLC	\$	1,600,000	\$	1,600,000	REAL
CENTRALAND GROUP LTD	\$	4,186,480	\$	4,186,480	REAL
CFT NV DEVELOPMENTS LLC	\$	815,000	\$	730,000	REAL
CHALET APARTMENTS LLC	\$	21,434,000	\$	20,000,000	REAL
CHATHEAU AT WILDBRIAR LP	\$	14,000,000	\$	11,000,000	REAL
CLAY COOLEY REAL ESTATE	\$	4,336,180	\$	4,000,000	REAL
CLAY COOLEY REAL ESTATE	\$	8,280,400	\$	7,200,000	REAL
CLAY COOLEY REAL ESTATE	\$	8,593,750	\$	7,750,000	REAL
CNC SPC LP	\$	11,417,240	\$	11,417,240	REAL
CNC SPC LP	\$	5,782,760	\$	5,782,760	REAL
COLINAS RANCH APARTMENTS	\$	13,598,880	\$	10,500,000	REAL
COLUMBIA PROPERTIES	\$	25,000,000	\$	20,950,000	REAL
COP ENTERPRISES	\$	200,830	\$	114,460	REAL
COP ENTERPRISES	\$	99,280	\$	66,110	REAL
COP ENTERPRISES	\$	99,280	\$	66,110	REAL
COP ENTERPRISES	\$	89,380	\$	66,110	REAL
COP ENTERPRISES	\$	99,280	\$	66,110	REAL
COTTONWOOD LANE PROPERTIES LLC	\$	7,665,000	\$	7,200,000	REAL
CP II CRESTVIEW LP	\$	35,200,000	\$	32,700,000	REAL
CRAWFORD ELECTRIC SUPPLY LTD	\$	510,870	\$	459,780	PERSONAL
CRESTVIEW STONEHILL LLC	\$	19,000,000	\$	18,000,000	REAL
CROSS COURT TEXAS LLC	\$	1,122,000	\$	1,000,000	REAL
CROSSINGSATIRVING RUBY	\$	13,450,000	\$	12,750,000	REAL
CROWN ENTERPRISES INC	\$	5,946,820	\$	4,500,000	REAL
CVS	\$	1,785,000	\$	1,767,500	REAL
CVS	\$	1,734,000	\$	1,715,000	REAL
CVS AS LESSEE	\$	2,240,740	\$	1,940,000	REAL
CVS AS LESSEE	\$	1,973,410	\$	1,893,200	REAL
D L PETERSON TRUST I	\$	4,517,150	\$	4,200,950	PERSONAL
DALLAS METRO APARTMENTS LLC	\$	3,800,000	\$	3,450,000	REAL
DELUJO EL MOROCCO LLC	\$	9,345,000	\$	8,625,000	REAL
DENNIS D TOPLETZ	\$	152,950	\$	152,950	REAL
DENNIS D TOPLETZ	\$	130,330	\$	130,330	REAL
DENNIS D TOPLETZ	\$ 84	638,060	\$	638,060	REAL

DENNIS D TOPLETZ	\$	616,930	\$	616,930	REAL
DENNIS D TOPLETZ	\$	442,410	\$	442,410	REAL
DENNIS D TOPLETZ	\$	205,000	\$	205,000	REAL
DENNIS D TOPLETZ	\$	205,290	\$	205,290	REAL
DENNIS D TOPLETZ	\$	183,380	\$	183,380	REAL
DENNIS D TOPLETZ	\$	197,640	\$	197,640	REAL
DENNIS D TOPLETZ	\$	166,400	\$	166,400	REAL
DENNIS D TOPLETZ	\$	177,240	\$	177,240	REAL
DENNIS D TOPLETZ	\$	223,150	\$	223,150	REAL
DENNIS D TOPLETZ	\$	177,060	\$	177,060	REAL
DENNIS D TOPLETZ	\$	398,370	\$	398,370	REAL
DENNIS D TOPLETZ	\$	145,000	\$	145,000	REAL
DENNIS D TOPLETZ	\$	176,120	\$	176,120	REAL
DENNIS D TOPLETZ	\$	238,730	\$	238,730	REAL
DENNIS D TOPLETZ	\$	170,010	\$	170,010	REAL
DENNIS D TOPLETZ	\$	185,310	\$	185,310	REAL
DENNIS D TOPLETZ	\$	182,010	\$	182,010	REAL
DENNIS D TOPLETZ	\$	190,650	\$	190,650	REAL
DENNIS D TOPLETZ	\$	171,000	\$	171,000	REAL
DENNIS D TOPLETZ	\$	181,630	\$	181,630	REAL
DENNIS D TOPLETZ	\$	195,380	\$	195,380	REAL
DENNIS D TOPLETZ	\$	166,050	\$	166,050	REAL
DENNIS D TOPLETZ	\$	161,140	\$	161,140	REAL
DENNIS D TOPLETZ	\$	153,050	\$	153,050	REAL
DENNIS D TOPLETZ	\$	181,630	\$	181,630	REAL
DENNIS D TOPLETZ	\$	173,820	\$	173,820	REAL
DENNIS D TOPLETZ	\$	177,970	\$	177,970	REAL
DENNIS D TOPLETZ	\$	174,430	\$	174,430	REAL
DENNIS D TOPLETZ	\$	200,580	\$	200,580	REAL
DENNIS D TOPLETZ	\$	196,560	\$	196,560	REAL
DENNIS D TOPLETZ	\$	203,630	\$	203,630	REAL
DENNIS D TOPLETZ	\$	1,087,140	\$	1,087,140	REAL
DENNIS D TOPLETZ	\$	457,970	\$	457,970	REAL
DEVA CORPORATION	\$	4,050,000	\$	3,766,000	REAL
DFW JOSEPH INVESTMENTS LLC	\$	11,160,000	\$	10,000,000	REAL
DFW RESORTS LLC	\$	6,100,000	\$	5,100,000	REAL
DK CREST OWNER LLC	\$	57,510,000	\$	56,000,000	REAL
DRIVER RE IRVING LLC	\$	5,785,570	\$	5,400,000	REAL
DSJR LLC	\$	5,318,000	\$	4,638,000	REAL
EAGLE CREST BORROWER LLC	\$	25,878,450	\$	23,765,630	REAL
EAGLE CREST BORROWER LLC	\$	18,712,110	\$	17,184,370	REAL
EBEX IRVING APARTMENTS LLC	\$	12,250,000	\$	11,875,000	REAL
EL PRIMERO EXPRESS LP	\$	3,375,000	\$	3,200,000	REAL
ELEMENT FLEET CORPORATION	\$	369,610		332,650	PERSONAL
ESTRADA REVO LLC &	\$	20,100,000	\$	18,800,000	REAL
EX DALLAS LP	\$	45,500,000	\$	43,329,260	REAL
EX DALLAS LP	\$	7,629,260	\$	7,300,000	REAL
EX DALLAS LP	\$	370,740	\$	370,740	REAL
FPG THE POINT LP	\$	50,800,000	\$	50,000,000	REAL
FREO TEXAS LLC	\$	237,080	\$	237,080	REAL
FREO TEXAS LLC	\$	201,510	\$	184,900	REAL
FREO TEXAS LLC	\$	174,750	\$	174,750	REAL
FREO TEXAS LLC	\$ <sup>85</sup>	147,590	\$	147,590	REAL

FREO TEXAS LLC	\$	205,860	\$	205,860	REAL
GARDEN INVESTORS PROPERTIES	\$	5,273,440	\$	4,726,550	REAL
GARDEN INVESTORS PROPERTIES	\$	8,226,560	\$	7,373,450	REAL
GELCO FLEET TRUST	\$	4,090,320	\$	3,804,000	PERSONAL
GEP SILVERTON LLC	\$	22,000,000	\$	20,700,000	REAL
GEP VANDERBILT LLC	\$	12,856,000	\$	11,600,000	REAL
GROUP 1 REALTY INC	\$	765,640	\$	689,080	REAL
GROUP 1 REALTY INC	\$	309,360	\$	278,420	REAL
GROUP 1 REALTY INC	\$	167,210	\$	150,490	REAL
GROUP 1 REALTY INC	\$	600,000	\$	540,000	REAL
GROUP 1 REALTY INC	\$	3,000,000	\$	2,800,000	REAL
HAMPTON/AIRPORT FREEWAY JOINT	\$	1,850,000	\$	1,500,000	REAL
HCD DALLAS CORPORATION	\$	800,000	\$	800,000	REAL
HCD DALLAS CORPORATION	\$	30,150,000	\$	25,700,000	REAL
HCD DALLAS CORPORATION	\$	800,000	\$	800,000	REAL
HCD DALLAS CORPORATION	\$	30,150,000	\$	30,150,000	REAL
HD DEVELOPMENT PROPERTIES	\$	5,248,640	\$	5,098,670	REAL
HERTZ CORP	\$	13,113,420	\$	3,495,160	PERSONAL
HKRK MGNT INC	\$	2,275,000	\$	2,000,000	REAL
IMT CAPITAL III LAKESHORE LOFTS LP	\$	53,500,000	\$	52,200,000	REAL
IMV GROUP LLC	\$	155,560	\$	132,430	REAL
IMV GROUP LLC	\$	901,740	\$	767,690	REAL
IMV GROUP LLC	\$	167,260	\$	142,390	REAL
IMV GROUP LLC	\$	1,429,530	\$	1,217,010	REAL
IMV GROUP LLC	\$	189,600	\$	161,410	REAL
IMV GROUP LLC	\$	179,650	\$	152,940	REAL
IMV GROUP LLC	\$	175,650	\$	149,540	REAL
IMV GROUP LLC	\$	138,050	\$	117,530	REAL
IMV GROUP LLC	\$	130,490	\$	111,090	REAL
IMV GROUP LLC	\$	1,111,510	\$	946,270	REAL
IMV GROUP LLC	\$	351,290	\$	299,070	REAL
IMV GROUP LLC	\$	322,350	\$	274,430	REAL
IMV GROUP LLC	\$	91,860	\$	78,200	REAL
INTERGERMAN SUMMER GATE LP	\$	13,650,000	\$	12,700,000	REAL
INTREPID HOLDINGS	\$	3,586,730	\$	3,200,000	REAL
IRIS ASSOCIATES LP	\$	8,156,250	\$	7,593,750	REAL
IRIS ASSOCIATES LP	\$	20,843,750	\$	19,406,250	REAL
IRVING 4600 WEST PIONEER	\$	34,272,000	\$	29,725,000	REAL
IRVING BRITAIN WAY APARTMENTS LP	\$	2,324,000	\$	2,203,000	REAL
IRVING BRITAIN WAY APARTMENTS LP	\$	4,480,000	\$	4,247,000	REAL
IRVING BUS PROPERTIES LLC	\$	2,300,000	\$	1,865,720	REAL
IRVING LODGING LLC	\$	5,500,000	\$	5,000,000	REAL
IRVING PARK SPRINGS PARTNERS LTD	\$	2,100,000	\$	1,726,570	REAL
ISA HOSPITALITY INC	\$	1,995,000	\$	1,700,000	REAL
JAHCO FAIR OAKS LP	\$	7,050,000	\$	6,345,000	REAL
JARS HEIGHTS 79 LLC	\$	2,720,000	\$	2,582,280	REAL
JARS HEIGHTS 79 LLC	\$	1,020,000	\$	968,350	REAL
JARS HEIGHTS 79 LLC	\$	1,632,000	\$	1,549,370	REAL
JASAN LLC	\$	3,200,230	\$	2,825,000	REAL
JDFW LLC	\$	52,000,000	\$	47,000,000	REAL
JDFW II LLC	\$	71,000,000	\$	64,800,000	REAL
KIMBERLY CLARK CORP	\$ <sup>86</sup>	9,000,000	\$	8,775,000	REAL
KROGER TEXAS LP	\$	10,600,000	\$	10,600,000	REAL

LADERA RANCH LLC	\$	21,500,000	\$	21,000,000	REAL
LAKE WORTH HOTEL CORP	\$	3,650,000	\$	3,400,000	REAL
LAKERIDGE REALTY LP	\$	310,140	\$	310,140	REAL
LAKERIDGE REALTY LP	\$	9,052,500	\$	8,000,000	REAL
LAKERIDGE REALTY LP	\$	7,639,860	\$	7,100,000	REAL
LAS COLINAS I HOLDCO LP	\$	83,950,000	\$	80,000,000	REAL
LAS COLINAS II HOLDCO LP	\$	46,300,000	\$	45,425,000	REAL
LAS COLINAS SURGERY	\$	1,600,000	\$	1,400,000	REAL
LEGACY REI GROUP SA LLC	\$	8,972,740	\$	8,543,270	REAL
LEGACY REI GROUP SA LLC	\$	3,232,820	\$	2,956,730	REAL
LEGACY REI GROUP SP LLC	\$	17,933,000	\$	17,600,000	REAL
LEGACY REI GROUP VF LLC	\$	10,898,000	\$	9,800,000	REAL
LOWEN TRINITY MILLS	\$	197,830	\$	197,830	REAL
LOWEN TRINITY MILLS	\$	7,715,780	\$	7,350,000	REAL
LPD REALTY LLC	\$	12,300,000	\$	11,250,000	REAL
MAA ALLOY LLC	\$	47,500,000	\$	44,500,000	REAL
MAA TANC LLC	\$	37,800,000	\$	36,800,000	REAL
MAAHIYAA HOTEL LLC	\$	4,000,000	\$	3,650,000	REAL
MACARTHUR PLACE BORROWER LLC	\$	17,538,460	\$	15,923,080	REAL
MACARTHUR PLACE BORROWER LLC	\$	20,461,540	\$	18,576,920	REAL
MACY'S RETAIL HOLDINGS	\$	4,410,970	\$	4,000,000	REAL
MACY'S RETAIL HOLDINGS LLC	\$	2,822,470	\$	2,399,100	PERSONAL
MALL GROUND PORTFOLIO LLC	\$	38,155,140	\$	31,353,230	REAL
MALL GROUND PORTFOLIO LLC	\$	1,650,000	\$	1,600,000	REAL
MALL GROUND PORTFOLIO LLC	\$	4,700,000	\$	4,051,910	REAL
MALL GROUND PORTFOLIO LLC	\$	193,440	\$	193,440	REAL
MALL GROUND PORTFOLIO LLC	\$	1,301,420	\$	1,301,420	REAL
MARABELLA APARTMENTS LP	\$	26,253,610	\$	25,594,000	REAL
MARABELLA APARTMENTS LP	\$	23,496,390	\$	22,906,000	REAL
MEDIEVAL TIMES	\$	1,627,000	\$	1,627,000	PERSONAL
MERRICK BUSINESS PARK LLC	\$	4,423,500	\$	3,395,020	REAL
MERRICK BUSINESS PARK LLC	\$	1,434,100	\$	1,193,010	REAL
METROPLEX PLAZA LP	\$	3,752,500	\$	3,184,960	REAL
METROPLEX PLAZA LP	\$	2,362,500	\$	1,988,140	REAL
METROPLEX PLAZA LP	\$	4,635,000	\$	3,826,900	REAL
MNSF II ACQUISITIONS LLC	\$	165,910	\$	165,910	REAL
MNSF II ACQUISITIONS LLC	\$	195,020	\$	195,020	REAL
MNSF II ACQUISITIONS LLC	\$	222,430	\$	222,430	REAL
MNSF II ACQUISITIONS LLC	\$	227,990	\$	190,970	REAL
MNSF II ACQUISITIONS LLC	\$	203,000	\$	203,000	REAL
MPG TEXAS 1 LLC	\$	9,520,000	\$	9,000,000	REAL
NEPTUNE VENTURES LLC	\$	280,000	\$	280,000	REAL
NEPTUNE VENTURES LLC	\$	196,600	\$	184,480	REAL
NEPTUNE VENTURES LLC	\$	251,650	\$	236,140	REAL
NEPTUNE VENTURES LLC	\$	192,210	\$	180,370	REAL
NEPTUNE VENTURES LLC	\$	254,930	\$	239,220	REAL
NEPTUNE VENTURES LLC	\$	181,930	\$	170,720	REAL
NEPTUNE VENTURES LLC	\$	179,000	\$	167,970	REAL
NEPTUNE VENTURES LLC	\$	202,050	\$	189,600	REAL
NEPTUNE VENTURES LLC	\$	258,990	\$	243,030	REAL
NEPTUNE VENTURES LLC	\$	226,530	\$	212,940	REAL
NEPTUNE VENTURES LLC	\$	194,150	\$	182,190	REAL
NEPTUNE VENTURES LLC	\$ 87	217,730	\$	204,310	REAL

NEPTUNE VENTURES LLC	\$	204,080	\$	191,500	REAL
NEPTUNE VENTURES LLC	\$	200,940	\$	192,530	REAL
NEWPORT APARTMENTS PROPERTY OWNER	\$	24,147,200	\$	21,000,000	REAL
NORTHGATE CARI LLC &	\$	16,500,000	\$	16,000,000	REAL
OMNINET FOXBOROUGH LP	\$	9,349,910	\$	8,248,000	REAL
OMNINET FOXBOROUGH LP	\$	23,015,170	\$	20,302,000	REAL
PACIFIC PLATINUM TRUST	\$	555,310	\$	520,000	REAL
PAR CAPITAL 122 WEST LLC	\$	27,882,000	\$	25,100,000	REAL
PARMA MANDALAY TOWER LLC	\$	38,000,000	\$	35,900,000	REAL
PARRISH HARE ELECTRIC SUPPLY CORP	\$	15,469,580	\$	13,382,690	PERSONAL
PATEL RAMAN	\$	1,450,000	\$	1,340,000	REAL
PCPI UT OWNER LP AND TERRA FUNDING URBAN TC	\$	12,252,330	\$	12,252,330	REAL
PCPI UT OWNER LP AND TERRA FUNDING URBAN TC	\$	151,682,670	\$	123,247,670	REAL
PECAN VILLAGE APARTMENTS	\$	1,477,510	\$	1,392,860	REAL
PECAN VILLAGE APARTMENTS	\$	1,704,820	\$	1,607,140	REAL
PERFECT & COMFORT LIVING LLC	\$	3,200,000	\$	2,900,000	REAL
PERFECT AND MODERN TEAM LLC	\$	2,332,000	\$	2,200,000	REAL
POLO SANTIAGO	\$	4,600,000	\$	4,140,000	REAL
POST MONTORO LLC	\$	26,259,000	\$	25,000,000	REAL
PPF AMLI 1050 LAKE CAROLYN PARKWAY LLC	\$	51,832,000	\$	48,375,000	REAL
PPF AMLI 777 LAKE CAROLYN PARKWAY	\$	73,775,000	\$	69,191,000	REAL
PRIME US TOWER AT LAKE CAROLYN LLC	\$	61,500,000	\$	59,000,000	REAL
PROGRESS RESIDENTIAL	\$	168,600	\$	168,600	REAL
PROGRESS RESIDENTIAL	\$	170,510	\$	170,510	REAL
PROVIDENT GROUP IRVING PROPERTIES LLC	\$	31,000,000	\$	24,250,000	REAL
RACETRAC PETROLEUM INC	\$	563,900	\$	301,100	REAL
RACETRAC PETROLEUM INC	\$	429,820	\$	331,760	PERSONAL
RACETRAC PETROLEUM INC	\$	1,750,000	\$	1,718,000	REAL
RACETRAC PETROLEUM INC	\$	2,315,310	\$	2,100,000	REAL
RACETRAC PETROLEUM INC	\$	457,820	\$	457,820	REAL
RACETRAC PETROLEUM INC	\$	382,310	\$	382,310	REAL
RAMSEY LUTHER H	\$	1,490,700	\$	1,200,000	REAL
RANDALLS FOOD & DRUG LP	\$	4,758,940	\$	4,758,940	REAL
RAVEN SURROUND LLC	\$	26,500,000	\$	25,600,000	REAL
RAYO LLC	\$	4,800,000	\$	3,750,000	REAL
RAYO LLC	\$	4,897,600	\$	3,750,000	REAL
RESIDENCES NORTHGATE LLC	\$	28,233,600	\$	22,691,000	REAL
ROCHELLE PLACE L P	\$	7,500,000	\$	7,000,000	REAL
ROCHELLE PLAZA ASSOCIATES	\$	9,500,000	\$	8,475,000	REAL
ROSEMONT SUMMIT OPERATING LLC	\$	56,250,000	\$	54,500,000	REAL
RUSTIC RIDGE IRVING LP	\$	15,000,000	\$	13,800,000	REAL
RYDER TRUCK RENTAL INC	\$	2,440,720	\$	2,153,310	PERSONAL
SANDLIAN COLBY B & G B REV TR &	\$	2,600,000	\$	2,600,000	REAL
SAVOY DALLAS HOTELS LLC	\$	5,481,350	\$	4,500,000	REAL
SEDONA PARK APARTMENTS LLC	\$	24,880,000	\$	17,350,000	REAL
SOUTHERN STAR LAS COLINAS LP	\$	8,900,000	\$	8,000,000	REAL
SPANISH HAVEN REDEVELOPMT	\$	9,067,030	\$	7,000,000	REAL
SUN LIFE INSURANCE CO OF CANADA	\$	34,178,320	\$	32,169,000	REAL
SYMONDS STEPHAN M	\$	1,330,000	\$	1,200,000	REAL
TARGET CORPORATION AS OWNER	\$	5,523,470	\$	5,523,470	REAL
TCI 600 LAS COLINAS INC	\$	80,837,780	\$	74,750,000	REAL
TEXAS FLORIDA CEDARS LP	\$	8,651,960	\$	7,800,000	REAL
TEXAS PARK MANOR LP	\$	8,800,000	\$	8,250,000	REAL

TEXAS SFI PARTNERSHIP 37 LTD	\$	34,000,000	\$	33,400,000	REAL
TMIF II BRIDGEPORT LP	\$	26,250,000	\$	23,625,000	REAL
TP APARTMENTS LLC	\$	5,415,830	\$	4,851,730	REAL
TP APARTMENTS LLC	\$	2,063,170	\$	1,848,270	REAL
TR ATRIUM LP	\$	14,215,000	\$	13,500,000	REAL
TR ATRIUM LP	\$	7,215,000	\$	7,100,000	REAL
TRELLIS PLACE DUPLEXES LTD	\$	14,428,000	\$	13,300,000	REAL
URBAN TOWNE LAKE APARTMENTS LP	\$	24,000,000	\$	23,500,000	REAL
VELAZQUEZ CELIA &	\$	1,100,000	\$	1,000,000	REAL
VILLAS ESTANCIA APARTMENTS LLC	\$	18,525,000	\$	14,500,000	REAL
WALGREENS CO AS OWNER	\$	2,293,980	\$	2,163,320	REAL
WALGREENS CO AS OWNER	\$	1,376,640	\$	1,298,230	REAL
WALGREENS CO AS OWNER	\$	2,351,530	\$	2,217,600	REAL
WALNUT HILL TX PARTNERS LLC	\$	51,000,000	\$	47,000,000	REAL
WESTDALE BROOKSTONE/TERRACE LP	\$	14,400,000	\$	12,960,000	REAL
WESTDALE BROOKSTONE/TERRACE LP	\$	17,750,000	\$	16,950,000	REAL
WESTDALE LAKERIDGE	\$	15,950,000	\$	15,000,000	REAL
WESTDALE POLARIS PARTNERS	\$	13,400,000	\$	12,700,000	REAL
WESTDALE PPTIES AMERICA I	\$	15,850,000	\$	15,000,000	REAL
WESTDALE WOODMEADE LTD	\$	23,700,000	\$	21,400,000	REAL
WESTGATE MULTIFAMILY LLC	\$	4,358,000	\$	3,993,000	REAL
WESTGATE MULTIFAMILY LLC	\$	3,988,000	\$	3,665,000	REAL
WESTGATE MULTIFAMILY LLC	\$	23,524,000	\$	20,946,000	REAL
WESTGATE MULTIFAMILY LLC	\$	10,130,000	\$	9,098,000	REAL
WOODCHASE & CLARENDON APTS LLC	\$	15,388,870	\$	12,270,670	PERSONAL
WOODCHASE & CLARENDON APTS LLC	\$	5,931,130	\$	4,729,330	REAL
WOODSIDE VILLAS IRVING LLC	\$	13,000,000	\$	12,100,000	REAL
WOODWIND APARTMENTS	\$	5,193,000	\$	5,100,000	REAL
WOODWIND APARTMENTS	\$	400,000	\$	400,000	REAL
WWC XLV LP	\$	59,000,000	\$	55,500,000	REAL

<b>TOTAL</b>	\$	3,593,101,660	\$	3,287,298,780	
--------------	----	---------------	----	---------------	--

**ACTION ITEM**  
**September 16, 2024**

**TOPIC: CONSIDER RESOLUTION TO APPROVE DESIGNATED HAZARDOUS ROUTE  
SERVING LEE ELEMENTARY SCHOOL**

**SUBMITTED BY:** André L. Smith, Ed.D., Chief of Administrative Services

**BACKGROUND:** On August 21, 2024, it was determined that students living in The Brandt apartment complex located at 3950 N. Story Rd. north of West Northgate Dr. were experiencing a hardship getting to school. After conducting a thorough site visit and driving the area it was determined by our transportation department that students do not have adequate or safe access to sidewalks, crosswalks, nor traffic management systems to safely walk to school (Lee Elementary School); which creates a hazardous traffic condition.

According to Board Policy CNA: Transportation Management - Student Transportation; A "hazardous traffic condition" means an area within two miles of a campus where no walkway is provided and children must walk along or cross a freeway or expressway, an underpass, an overpass or a bridge, an uncontrolled major traffic artery, an industrial or commercial area, or another comparable condition.

**ADMINISTRATIVE RECOMMENDATION:** Based on the identified hazardous traffic conditions mentioned above the administration recommends approval of Resolution No. #24-25-01 designating a hazardous route for Lee Elementary School.

**RECOMMENDED BOARD MOTION:** I move that the Board approve the designated hazardous route for Lee Elementary School based on the identified hazardous traffic conditions mentioned above by the Administration.

Additional Agenda Sheets Attached:  Yes  No

Attachments:

1. Resolution No. #24-25-01
2. Map of Designated Route
3. Designated Hazardous Route Information

## AGENDA SHEET

**Meeting Date:** September 16, 2024.

**Resolution No.:** #24-25-01

**Topic:** A RESOLUTION OF THE BOARD OF TRUSTEES, IRVING INDEPENDENT SCHOOL DISTRICT DESIGNATING A HAZARDOUS ROUTE FOR LEE ELEMENTARY SCHOOL.

**WHEREAS,** The Irving Independent School District's Transportation Department has determined that an additional hazardous route serving Lee Elementary School be designated due to the hazardous traffic conditions that are within two miles of Lee Elementary School; and

**WHEREAS,** After conducting a thorough site visit and driving the area it was determined by our transportation department that a number of students do not have adequate or safe access to sidewalks, crosswalks, nor traffic management systems to safely walk to school (Lee Elementary School); which creates a hazardous traffic condition; and

**WHEREAS,** the Administration has proposed one revised bus route for hazardous conditions that exist and recommends the proposed route be approved; and

**WHEREAS,** the Board of Trustees, based on the findings and recommendations, desires to approve the revised hazardous traffic conditions and to declare hazardous traffic conditions for students attending Lee Elementary School.

**NOW, THEREFORE, BE IT RESOLVED** BY THE BOARD OF TRUSTEES OF THE IRVING INDEPENDENT SCHOOL DISTRICT THAT:

Section 1: The above and foregoing recitals be, and are hereby, found to be true and correct, and are incorporated into the body of this Resolution verbatim.

Section 2: It is found and declared that students living within two (2) miles of Lee Elementary School are subject to hazardous traffic conditions if they walk to Lee Elementary School due to the not having sidewalks, crosswalks, or traffic management systems.

Section 3: The revised bus routes proposed by the Administration due to hazardous traffic conditions be, and are hereby, approved as reflected in exhibit "A" attached hereto and incorporated herein by reference.

Section 4: It is hereby officially found and determined that the meeting at which this Resolution was considered was open to the public, and public notice of the time, place and purpose of the meeting was given and posted, all as required by Chapter 551, Tex Gov't Code, as amended.

Section 5: Whereas an emergency is apparent for the immediate preservation of order, health, safety, and general welfare of the public requires this Resolution to become effective immediately; therefore, it shall be effective from and after the date of its passage and it is so enacted.

**IT IS SO RESOLVED.**

**PASSED, APPROVED AND ENACTED** by the Board of Trustees of the Irving Independent School District, Irving, Texas, on this the 16th of September 2024, at a duly constituted meeting for which notice was timely given.

\_\_\_\_\_  
Dr. Rosemary Robbins, President  
Board of Trustees  
Irving Independent School District

ATTEST:

APPROVED AS TO FORM ONLY:

\_\_\_\_\_  
Michael Kelley, Secretary  
Board of Trustees  
Irving Independent School District

\_\_\_\_\_  
Wesley Nute  
Legal Counsel  
Irving Independent School District

**CONSENT AGENDA ITEM**  
9/16/2024

**TOPIC:** Consider Approval of the 2024-2025 T-TESS (Texas Teacher Evaluation & Support System) List of Approved Appraisers.

**SUBMITTED BY:** Jorge Acosta, Director of Human Resources

**BACKGROUND:** The T-TESS (Texas Teacher Evaluation & Support System) appraisers must be approved annually prior to conducting T-TESS appraisals.

**ADMINISTRATIVE RECOMMENDATION:** The Superintendent recommends the approval of the 2024-2025 T-TESS (Texas Teacher Evaluation & Support System) List of Approved Appraisers.

**RECOMMENDED BOARD MOTION:** I move the Board approve the recommendation of the approval of the 2024-2025 T-TESS (Texas Teacher Evaluation & Support System) List of Approved Appraisers.

Additional Agenda Sheets Attached:  Yes  No

Attachments:

- List of Approved Appraisers

## 2024-2025 T-TESS Appraisers

AGUINAGA, VERONICA	GIPSON, JONATHAN	PERAGINE, SHEILA
<b>AL ABEDREDHA, BATOOL</b>	GOMEZ, AHNA	PEREZ, MARGIE
ALDAY, CHARLIE	GOMEZ, MARIANA	PERRY, ADRIANNA
ALLEN, TODD	GONZALES, TRACY	PHILLIPS, BRITTANY
ANDERSON, DENISE	GONZALEZ-PEREZ, NORMA	PRESTON, DANIEL
ANDERSON, JENNY	GONZALEZ, EDUARDO	QUEZADA, JESUS
ARAGON, NORMA	GREEN, PHYLLIS	RAMIREZ, CARLOS
ARRIETA, ADRIANA	HARPER, KAREN	RAYAS, JESUS
ATKINSON, KANITHA	HENDERSON, CHRISTOPHER	RICO, FRANCISCO
ATKINSON, NANCY	HERNANDEZ, KALEEN	RIVAS, CITLALY
BAKER, ALECIA	HERNANDEZ, SAMUEL	RIVERA, KIM
BELIZAIRE, ANNE	HIGGINBOTHAM, FELICIA	ROBLES, CLAUDIA
BERNAL, SAM	HILL, LISA	RODRIGUEZ, PATTY
BLOOMFIELD, MARIA	HORGAN, ANIKA	RUIZ, CLAUDIA
BOYSEN, ASHLEY	HORTON, ALEX	SALAS, JOEL
BRAVO, AMARIS	HOUSTON, JANICE	SEHGAL, RUPALI
BROOKS, AMBER	HUNT, CELESTE	SIMMONS, VYTARA
CASTILLO-FRAZIER, NIEVES	HURICKS, JON	SMITH, FRANCIS
CASTILLO, JOSELYN	IBARRA, ANABEL	STEWART, NATASHA
CASTILLO, LISA	JARMILLO, REINA	TARVER, KERRIE
CLARK, ANNE	JOHNSON, BRANDI	TAYLOR, HENRY
COLVIN, MELISSA	JONES, HARLEIGH	THOMAS, OT
CONTRERAS, LEONARDO	LITTLE , IMELDA	TORRES-RANGEL, LINDA
COOK (BEAMON), AMBER	LOMAS, OLGA	TRAMMEL, WENDY
DANIELS, CARRIE	LONG, ANGELA	TREVINO, ANNA
DELGADO, DONALD	MAURICIO, CURTIS	TREVINO, MANUEL
DIXON, MARY KAY	MAXSON, ELEXTER	TROYANOWSKI, MATTHEW
DURAN, SUSAN	MCCRAY, PAMELA	VALDEZ, LISBETH
EDWARDS, ALLEN	MCGEE, MARQUETTE	VALDEZ, TRINA
ERWIN, CYNTHIA	MCKEE, JENNIFER	VALDOVINOS, MAURICIO
ESPINO, MANNY	MCNEESE, LEIGH ANNE	VALTIERRA, KESHA
ESTRADA, JOE	MENDOZA, JAIME	VILLADO, LILIANA
FINCHER, JEREMIAH	MERRELL, TRAVIS	VILLARREAL, SHAUNA
FINCHUM, MEAGAN	MISHAW, BRITTNEY	WHITAKER, LATASHA
FLORES, CARLA	MOLINA, DAVID	WILLIAMS, FLOYD
FLOYD, DELICIA	MORTON, RACHEL	WILLIAMS, TIFFANY
FOUNTAIN, ANGELICA	NAVA, ROSSEVEN	WILLIAMS, YOLANDA

FULTON, MELISSA	NEUMANN, SHEILA	WOLF, HALEY
GARCIA, FABIAN	<b>NICHOLAS, PAMILA</b>	YOUNG, KATHERINE
GARZA, CARLOS	NICKERSON, TRENT	YOUNGBLOOD BALDWIN, VICTORIA
GARZA, RICK	OGLE, ERIC	ZAMARRIPA, MARTIN
	PAYNE, PATRICIA	ZAMORA, JOSHUA



**ACTION ITEM – BIDS  
9/16/2024**

**TOPIC:** Consider Approval of the Final Guaranteed Maximum Price for the Construction & Replacement of Crockett Middle School

**SUBMITTED BY:** Jerome Pilgrim, Director of Purchasing

**BACKGROUND:** On July 22, 2024, the Board Approved Guaranteed Maximum Price (GMP) Amendment No.1 of \$30,083,060.00 for the Construction & Replacement of Crockett Middle School. This amount included long lead procurement items as well as concrete, metals, plumbing, HVAC, electrical, exterior improvements, and site utilities necessary to meet the project’s milestones.

Pursuant to the Boards approval, the Administration, Architect, and the Contractor negotiated the Final GMP for the project which is represented through the attached Amendment No. 2.

GMP Amendment No. 2 price is for a total value of \$71,300,046.00 and covers items necessary to complete the Project. The total GMP for the Construction & Replacement of Crockett Middle School is \$101,383,106.00.

**FUNDING SOURCE:** 2023 Bond Funds

**COSTS:** Guaranteed Maximum Price Amendment No.2 in the amount of \$71,300,046.00

**ADMINISTRATIVE RECOMMENDATION:** The Administration Recommends that the Board Approve the Final Guaranteed Maximum Price Amendment No. 2 for the Construction & Replacement of Crockett Middle School.

**RECOMMENDED BOARD ACTION:** I Move the Board Approve the Final Guaranteed Maximum Price Amendment No. 2 for the Construction & Replacement of Crockett Middle School.

Additional Agenda Sheets Attached:  Yes  No


**AGENDA SHEET**


**Meeting Date:** 9/16/2024

**Topic:** Consider Approval of the Final Guaranteed Maximum Price for the Construction & Replacement of Crockett Middle School

<b>Awarded Vendor(s)</b>	Pogue Construction Co., LP
<b>Contract Type (e.g. Co-op, RFP)</b>	Construction Manager at Risk #23B-06-600
<b>Contract Term or One Time Purchase</b>	Anticipated Completion Fall 2026
<b>Sole Source Vendor &amp; Documentation</b>	N/A
<b>Vendor is at least 51% woman or minority business</b>	<input type="checkbox"/> Yes <input checked="" type="checkbox"/> No

TO THE BEST OF MY KNOWLEDGE, THE RECOMMENDED VENDOR(S) PROVIDES THE BEST VALUE FOR THE DESCRIBED GOODS OR SERVICES. I FURTHER CERTIFY THE ADMINISTRATION HAS COMPLETED THE PROCUREMENT PROCEDURES REQUIRED BY APPLICABLE STATE AND FEDERAL STATUTES AND REGULATIONS, BOARD POLICY CH(LOCAL).

  
 \_\_\_\_\_  
 FERNANDO NATIVIDAD  
 CHIEF FINANCIAL OFFICER

  
 \_\_\_\_\_  
 JEROME PILGRIM  
 DIRECTOR OF PURCHASING

\_\_\_\_\_  
 DR. ROSEMARY ROBBINS  
 PRESIDENT BOARD OF TRUSTEES

\_\_\_\_\_  
 MICHAEL KELLEY  
 SECRETARY BOARD OF TRUSTEES

DATE: \_\_\_\_\_

DATE: \_\_\_\_\_

\_\_\_\_\_  
 MAGDA HERNANDEZ  
 SUPERINTENDENT OF SCHOOLS

\_\_\_\_\_  
 WESLEY L. NUTE  
 GENERAL COUNSEL

DATE: \_\_\_\_\_

DATE: \_\_\_\_\_

**Attachments:**

1. Memo from Fernando Natividad dated August 28, 2024
2. Guaranteed Maximum Price Amendment No. 2



# MEMO

DATE: August 28, 2024  
TO: Board of Trustees  
FROM: Fernando Natividad, Chief Financial Officer  
CC: Magda Hernandez, Superintendent of Schools  
CC: Jerome Pilgrim, Director of Purchasing,  
Morad Zakhary, P.E., Senior Project Manager – Bond Program  
RE: Approval of the Final Guaranteed Maximum Price Associated with the  
Construction & Replacement of Crockett Middle School.

---

On July 22, 2024, the Board Approved Guaranteed Maximum Price No.1 of \$30,083,060 for Construction Manager at Risk (CMAR) with Pogue Construction, for the Construction & Replacement of Crockett Middle School. This amount covers long lead procurement items as well as concrete, metals, plumbing, HVAC, electrical, exterior improvements, and site utilities necessary to meet the project's milestones

Pogue Construction Co., LP has submitted the Guaranteed Maximum Price Amendment No.2 as listed below.

Guaranteed Maximum Price Amendment No.2 \$71,300,046.00

GMP Amendment No. 2 price is for a total value of \$71,300,046.00 and covers items necessary to complete the Project. The total GMP for the Construction & Replacement of Crockett Middle School is \$101,383,106.00.

Should you have any questions, please do not hesitate to contact my office.

FERNANDO NATIVIDAD  
CHIEF FINANCIAL OFFICER

MORAD ZAKHARY  
SENIOR PROJECT MANAGER



**ACTION ITEM – BIDS  
9/16/2024**

**TOPIC:** Consider Approval of the Final Guaranteed Maximum Price for the Construction & Replacement of Barton Elementary

**SUBMITTED BY:** Jerome Pilgrim, Director of Purchasing

**BACKGROUND:** On July 22, 2024, the Board Approved Guaranteed Maximum Price Amendment No.1 of \$838,171 for the Construction & Replacement of Barton Elementary School, including long lead procurement items as well as electrical switch gear and elevator to meet project’s milestones.

Pursuant to the Boards approval, the Administration, Architect, and the Contractor negotiated the Final Guaranteed Maximum Price for the project which is represented through the attached Amendment No. 2.

The Administration is requesting that the Board approve the Amendment No. 2 in a total value of \$57,758,003 bringing the total GMP to \$58,596,174 necessary to complete the Construction & Replacement of Barton Elementary School.

**FUNDING SOURCE:** 2023 Bond Funds

**COSTS:** Guaranteed Maximum Price Amendment No.2 in the amount of \$57,758,003

**ADMINISTRATIVE RECOMMENDATION:** The Administration Recommends the Approval of the Final Guaranteed Maximum Price the Construction & Replacement of Barton Elementary.

**RECOMMENDED BOARD ACTION:** I move the Board Approve the Final Guaranteed Maximum Price for the Construction & Replacement of Barton Elementary.

Additional Agenda Sheets Attached:  Yes  No


## AGENDA SHEET


**Meeting Date:** 9/16/2024

**Topic:** Consider Approval of the Final Guaranteed Maximum Price for the Construction of Barton Elementary

<b>Awarded Vendor(s)</b>	Core Construction
<b>Contract Type (e.g. Co-op, RFP)</b>	Construction Manager at Risk #23B-05-600
<b>Contract Term or One Time Purchase</b>	Anticipated Completion Fall 2026
<b>Sole Source Vendor &amp; Documentation</b>	N/A
<b>Vendor is at least 51% woman or minority business</b>	<input type="checkbox"/> Yes <input checked="" type="checkbox"/> No

TO THE BEST OF MY KNOWLEDGE, THE RECOMMENDED VENDOR(S) PROVIDES THE BEST VALUE FOR THE DESCRIBED GOODS OR SERVICES. I FURTHER CERTIFY THE ADMINISTRATION HAS COMPLETED THE PROCUREMENT PROCEDURES REQUIRED BY APPLICABLE STATE AND FEDERAL STATUTES AND REGULATIONS, BOARD POLICY CH(LOCAL).

  
 \_\_\_\_\_  
 FERNANDO NATIVIDAD  
 CHIEF FINANCIAL OFFICER

  
 \_\_\_\_\_  
 JEROME PILGRIM  
 DIRECTOR OF PURCHASING

\_\_\_\_\_  
 DR. ROSEMARY ROBBINS  
 PRESIDENT BOARD OF TRUSTEES

\_\_\_\_\_  
 MICHAEL KELLEY  
 SECRETARY BOARD OF TRUSTEES

DATE: \_\_\_\_\_

DATE: \_\_\_\_\_

\_\_\_\_\_  
 MAGDA HERNANDEZ  
 SUPERINTENDENT OF SCHOOLS

\_\_\_\_\_  
 WESLEY L. NUTE  
 GENERAL COUNSEL

DATE: \_\_\_\_\_

DATE: \_\_\_\_\_

**Attachments:**

1. Memo from Fernando Natividad dated August 28, 2024
2. Guaranteed Maximum Price Amendment 100

# MEMO

DATE: August 28, 2024

TO: Board of Trustees

FROM: Fernando Natividad, Chief Financial Officer

CC: Magda Hernandez, Superintendent of Schools

CC: Jerome Pilgrim, Director of Purchasing,  
Morad Zakhary, P.E., Senior Project Manager – Bond Program

RE: Approval of the Final Guaranteed Maximum Associated with the Construction & Replacement of Barton Elementary School.

---

On July 22, 2024, the Board Approved Guaranteed Maximum Price No.1 of \$838,171 for Construction Manager at Risk (CMAR) with Core Construction, for the Construction & Replacement of Barton Elementary School. The amount covers the long lead procurement items as well as electrical switch gear and elevator to meet project's milestones.

The Administration , Architect, and the Contractor has negotiated the Final Guaranteed Maximum Price for the project which is represented through the attached Amendment No. 2. Core Construction has submitted the Guaranteed Maximum Price Amendment No.2 of \$57,758,003

The Administration is requesting that the Board approve the Amendment No. 2 in a total value of \$57,758,003 bringing the total GMP to \$58,596,174 necessary to complete the Construction & Replacement of Barton Elementary School.

Should you have any questions, please do not hesitate to contact my office.

  
FERNANDO NATIVIDAD  
CHIEF FINANCIAL OFFICER

  
MORAD ZAKHARY  
SENIOR PROJECT MANAGER



**ACTION ITEM – BIDS  
7/25/2022**

**TOPIC:** Consider Approval of Award for Request for Qualifications (RFQ) #24B-13-600 for Test & Balance and/or Commissioning Services

**SUBMITTED BY:** Jerome Pilgrim, Director of Purchasing

**BACKGROUND:** On August 20, 2021, the District received Seven (7) responsive proposal pursuant to (RFQ) #24B-13-600 for Test & Balance and Commissioning Services. Based on the evaluation of Proposals, the Selection Committee recommends that the Board Approve the Firms listed. All of the firms have ranked high in terms of Qualifications, Experience, Personnel, and ability to perform the Scope of Services

The Awarded Contractors will perform “As Needed” Testing, Balancing and Commissioning Services (“TAB Services”) related to new construction projects, facility renovation projects, re-commissioning of existing systems, or facility system assessments.

The Administration therefore request that the Board approve the recommendation for award of (RFQ) #24B-13-600 for Test & Balance and Commissioning Services. The term of award will be for an initial five (5) years with the option to renew for three (3) additional twelve (12) month periods.

**FUNDING SOURCE:** Various Federal and Local Fund

**COSTS:** Cost is based Actual projects

**ADMINISTRATIVE RECOMMENDATION:** The Administration recommends the Board Approve the Award of RFQ #24B-13-600 for Test & Balance and Commissioning Services

**RECOMMENDED BOARD ACTION:** I Move the Board Approve the Award of (RFQ) #24B-13-600 for Test & Balance and Commissioning Services.

Additional Agenda Sheets Attached:  Yes  No

## AGENDA SHEET


**Meeting Date:** 7/25/2022

**Topic:** Consider Approval of Award for Request for Qualifications (RFQ) #24B-13-600 for Test & Balance and Commissioning Services.

<b>Recommended Vendor(s)</b>	<ol style="list-style-type: none"> <li>1. ATCO EnviroAir Testing Engineers</li> <li>2. Campos Engineering, Inc</li> <li>3. Command Commissioning, LLC</li> <li>4. Estes, McClure &amp; Associates, Inc</li> <li>5. McKinstry Texas</li> <li>6. PBK Architects</li> <li>7. TAB Technologies</li> </ol>
<b>Contract Type (e.g. Co-op, RFP)</b>	Request for Qualification
<b>Contract Term or One Time Purchase</b>	Five (5) years with the option to renew for three (3) additional twelve (12) month periods
<b>Sole Source Vendor &amp; Documentation</b>	NA
<b>Vendor is at least 51% woman or minority business</b>	<input type="checkbox"/> Yes <input checked="" type="checkbox"/> No

TO THE BEST OF MY KNOWLEDGE, THE RECOMMENDED VENDOR(S) PROVIDES THE BEST VALUE FOR THE DESCRIBED GOODS OR SERVICES. I FURTHER CERTIFY THE ADMINISTRATION HAS COMPLETED THE PROCUREMENT PROCEDURES REQUIRED BY APPLICABLE STATE AND FEDERAL STATUTES AND REGULATIONS, BOARD POLICY CH(LOCAL).

  
 MORAD ZAHKARY, P.E.  
 SENIOR PROJECT MANAGER 2023 BOND

  
 JEROME PILGRIM  
 DIRECTOR OF PURCHASING

  
 FERNANDO NATIVIDAD  
 CHIEF FINANCIAL OFFICER

**ATTACHMENTS:**

1. Recommendation Memo from Mr. Morad Zahkary September 6, 2024
2. Recommendation Memo from Mr. Jerome Pilgrim September 9, 2024

# MEMO

---

DATE: September 6, 2024

TO: Jerome Pilgrim  
Director of Purchasing

FROM: Morad Zakhary, P.E  
Senior Project Manager – Bond Program

RE: Award Recommendation for RFQ ##24B-13-600 for Test & Balance and/or Commissioning Services.

The Facilities Department requests that the Board of Trustees Approve the Award of #24B-13-600 for Test & Balance and/or Commissioning Services. The Recommendation is to Approve the seven (7) highest ranking Firms to form a pool for as needed test, balance and/or commissioning services.

The award will provide the District with qualified firms to perform as needed test, balance and/or commissioning services related to 2023 Bond projects. The list of Recommended firms include:

1. ATCO EnviroAir Testing Engineers
2. Campos Engineering, Inc
3. Command Commissioning, LLC
4. Estes, McClure & Associates, Inc
5. McKinstry Texas
6. PBK Architects
7. TAB Technologies

I recommend that the Board Approved the Award of the recommended list of Firms to provide Test & Balance and/or Commissioning Services for projects during the 2023 Bond Program. Selections for individual projects will be made through project understanding, demonstrated project expertise, and reasonable pricing on a project by project basis.



Morad Zakhary, P.E  
Senior Project Manager – Bond Program

# MEMO

---

DATE: September 9, 2024

FROM: Jerome Pilgrim  
Director of Purchasing

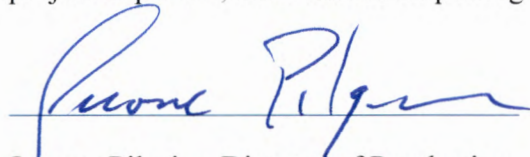
RE: Award Recommendation for RFQ #24B-13-600 for Test & Balance and/or Commissioning Services.

Purchasing concurs with the recommendation from the Bond and Facilities Departments to Award #24B-13-600 for Test & Balance and/or Commissioning Services to the seven (7) firms listed below. All of the firms have ranked high in terms of Qualifications, Experience, Personnel, and ability to perform the Scope of Services.

The award will provide the District with qualified firms to perform as needed test, balance and/or commissioning services related to 2023 Bond projects. The list of Recommended firms include:

1. ATCO EnviroAir Testing Engineers
2. Campos Engineering, Inc
3. Command Commissioning, LLC
4. Estes, McClure & Associates, Inc
5. McKinstry Texas
6. PBK Architects
7. TAB Technologies

I recommend that the Board Approved the Award of the recommended list of Firms to provide Test & Balance and/or Commissioning Services for projects during the 2023 Bond Program. Selections for individual projects will be made through project understanding, demonstrated project expertise, and reasonable pricing on a project by project basis.



Jerome Pilgrim, Director of Purchasing

**CONSENT AGENDA ITEM – BIDS**

9/16/2024

**TOPIC:** Consider Approval of the Renewal of Award for Request for Qualifications (RFQ) #22-113-735 for Bond Attorney – Legal Services for 2023 Bond Program

**SUBMITTED BY:** Jerome Pilgrim, Director of Purchasing

**BACKGROUND:** On September 19, 2022, the Board Approved the Award of RFQ #22-113-735 for Bond Attorney to Bracewell, LLP., to provide Legal Services for the 2023 Bond Program.

The Scope of Services include providing full-service Bond Counsel representation, and working closely with District’s Chief Financial Officer, Superintendent Staff, and District Consultants on a variety of 2023 Bond related matters. Bracewell, LLP has provided excellent service over the first two years of their Agreement. Please refer to EXHIBIT A - Scope of Services for a detail review of the Scope of Services.

The initial award was for one year with options to renew annually through September 2027. The Administration request the Board’s approval of renewals of this Award.

**FUNDING SOURCE:** 2023 Bond Funds

**COSTS:** Fees to be determined based on Actual Work Performed

**ADMINISTRATIVE RECOMMENDATION:** The Administration Recommends the Board Approve the Renewal of Award of RFQ #22-113-735 for Bond Attorney - Legal Services for the 2023 Bond Program, with Bracewell, LLP.

**RECOMMENDED BOARD ACTION:** I Move that the Board Approved the Renewal of Award of RFQ #22-113-735 for Bond Attorney - Legal Services for the 2023 Bond Program, with Bracewell, LLP.

Additional Agenda Sheets Attached:  Yes  No

## AGENDA SHEET


**Meeting Date:** 9/16/2024

**Topic:** Consider Approval of the Renewal of Award for Request for Qualifications (RFQ) #22-113-735 for Bond Attorney - Legal Services for 2023 Bond Program

<b>Recommended Vendor(s)</b>	Bracewell LLP
<b>Contract Type (e.g. Co-op, RFP)</b>	RFQ #22-113-735
<b>Contract Term or One Time Purchase</b>	Second year of four (4) annual renewal options.
<b>Sole Source Vendor &amp; Documentation</b>	N/A
<b>Vendor is at least 51% woman or minority business</b>	<input type="checkbox"/> Yes <input checked="" type="checkbox"/> No

TO THE BEST OF MY KNOWLEDGE, THE RECOMMENDED VENDOR(S) PROVIDES THE BEST VALUE FOR THE DESCRIBED GOODS OR SERVICES. I FURTHER CERTIFY THE ADMINISTRATION HAS COMPLETED THE PROCUREMENT PROCEDURES REQUIRED BY APPLICABLE STATE AND FEDERAL STATUTES AND REGULATIONS, BOARD POLICY CH(LOCAL).

  
FERNANDO NATIVIDAD  
CHIEF FINANCIAL OFFICER

  
JEROME PILGRIM  
DIRECTOR OF PURCHASING

**Attachments:**

1. Exhibit A – Summary of Services
2. Memo from Fernando Natividad dated September 10, 2024

**EXHIBIT A - Scope of Services**  
**Bond Attorney - Legal Services for an anticipated May 2023 Bond Election**

Bracewell's Approach to the Scope of Work

The Firm will:

1. Work with the District's administration and its financial advisors to perform all of the services in the "Scope of Services" described in the RFQ.
2. Participate in meetings, interact and work closely with the District's Chief Financial Officer, General Counsel, staff, consultants, financial advisors and underwriter(s), lawyers, underwriter legal counsel to prepare, review, and comment on the necessary documents in connection with the structuring, issuance, authorization, sale, and delivery of bonds.
3. Routinely work with the Chief Financial Officer, General Counsel and staff on agenda items and other matters for presentation to the Board and its committees.
4. Provide Expertise and provide legal advice in connection with the full spectrum of financings that may be utilized by the District. This translates to working with the District and its financing team to develop a well-conceived financing plan in advance of bringing a financing to market and determine what types of financings would be possible under federal tax law and state laws.
5. Prepare, review, and comment on documents (e.g. official statements, bond orders, security instruments, etc.) necessary or appropriate to the authorization, issuance, sale and delivery of bonds.
6. Assist the District in seeking the necessary approvals, permissions and exemptions in connection with the authorization, issuance and delivery of securities from other governmental authorities.
7. Provide legal advice and assistance on issues related to the marketing of bonds, legal coverage requirements and timing of bond issues.
8. Provide legal advice and assistance on the requirements of various financing structures
9. Deliver all transcripts and documents issued in connection with bond issues and other financial transactions following conclusion of the transaction to the District.
10. Write or assist in writing and presenting to Board of Trustees resolutions related to the issuance of debt, trust agreements, capital investment covenant agreements.
11. Make prospective legal recommendations related to debt issuance including bond refunding and refinancing.

12. Review and evaluate pending or prospective legislation and report to the District on the possible effects on the District's ability to finance its projects.
13. Prepare necessary election proceedings for debt obligations to pursue validation proceedings and advise the district on matters related to the election (e.g., election code, voter education materials, publication requirements, etc).
14. Advise the District with respect to other matters that may arise relating to the District compliance with state and federal securities law including continuing debt disclosure requirements.
15. Other services usually necessary and required of a full-service Bond Counsel whether specifically outlined in the scope of services or not that your firm will be offering to the District.



Date: September 10, 2024

TO: Board of Trustees,  
Magda Hernandez, Superintendent of Schools

FROM: Fernando Natividad, Chief Financial Officer

THRU: Jerome Pilgrim, Director of Purchasing

Subject: Recommendation for Renewal of Award of Request for Qualifications (RFQ) #22-113-735 for Bond Attorney - Legal Services for 2023 Bond Program

---

On September 19, 2023 the Board of Trustees Approved the Award of Request for Qualifications (RFQ) #22-113-735 for Bond Attorney for the 2023 Bond Program with Bracewell, LLP. The Term of Award will be for one (1) year, with the option to renew for four (4) additional twelve (12) month periods through July 31, 2027.

Bracewell, LLP has extensive experience in providing Bond Counsel to many other North Texas Metroplex school districts. Their Scope of Services include but is not limited to public finance, bond issuances, and understanding of the District's community expectations. Bracewell, LLP has performed satisfactorily and in accordance with the scope of services and therefore is recommended for renewal.

I therefore request that the Board of Trustees Approve the recommendation to Renew the contractual relationship with Bracewell, LLP to provide Legal Counsel for the 2023 Bond Program.

TO THE BEST OF MY KNOWLEDGE, THE RECOMMENDED VENDOR PROVIDES THE BEST VALUE FOR THE DESCRIBED SERVICES. I FURTHER CERTIFY THE ADMINISTRATION HAS COMPLETED THE PROCUREMENT PROCEDURES REQUIRED BY APPLICABLE STATE AND FEDERAL STATUTES AND REGULATIONS, BOARD POLICY CH(LOCAL).

A blue ink signature of Fernando Natividad, written in a cursive style.

FERNANDO NATIVIDAD  
CHIEF FINANCIAL OFFICER

A blue ink signature of Jerome Pilgrim, written in a cursive style.

JEROME PILGRIM  
DIRECTOR OF PURCHASING

**CONSENT AGENDA ITEM – BIDS**

9/16/2024

**TOPIC:** Consider Approval of the Renewal of Award for Request for Proposal (RFP) #23B-12-600 for the Purchase of Security Product Kits and Related Products (Bond Funded)

**SUBMITTED BY:** Luis Rosado, Assistant Director of Purchasing

**BACKGROUND:** On September 18, 2023, the Board Approved the Award of RFP #23B-12-600 for the Purchase of Security Kits and Related Products.

The security kits for every classroom will contain products needed in the event of an emergency. In addition, this contract will allow for the purchase of any additional safety and security products on an as needed basis.

The awarded vendors have provided satisfactory products and services in accordance with the specifications, pricing, and terms of the award.

The Administration therefore requests that the Board Approve the Renewal of Award of RFP #23B-12-600 for the Purchase of Security Product Kits to National Wholesale Supply and North American Rescue, LLC. for an additional twelve (12) month term. This is the first of three (3) annual renewal options.

**FUNDING SOURCE:** 2023 Bond Funds

**COSTS:** Estimated Cost of \$600,000

**ADMINISTRATIVE RECOMMENDATION:** The Administration Recommends the Board Approve the Renewal of Award of RFP #23B-12-600 for the Purchase of Security Product Kits and Related Products for an additional one year period.

**RECOMMENDED BOARD ACTION:** I Move that the Board Approve the Renewal of Award of RFP #23B-12-600 for the Purchase of Security Product Kits and Related Products for an additional one year period.

Additional Agenda Sheets Attached:  Yes  No


## AGENDA SHEET

**Meeting Date:** 9/16/2024

**Topic:** Consider Approval of the Renewal of Award for Request for Proposal (RFP) #23B-12-600 for the Purchase of Security Product Kits and Related Products (Bond Funded)

<b>Recommended Vendor(s)</b>	National Wholesale Supply & North American Rescue
<b>Contract Type (e.g. Co-op, RFQ)</b>	Request for Proposal #23B-12-600
<b>Contract Term or One Time Purchase</b>	First year of three (3) annual renewal options.
<b>Sole Source Vendor &amp; Documentation</b>	N/A
<b>Vendor is at least 51% woman or minority business</b>	<input type="checkbox"/> Yes <input checked="" type="checkbox"/> No

TO THE BEST OF MY KNOWLEDGE, THE RECOMMENDED VENDOR(S) PROVIDES THE BEST VALUE FOR THE DESCRIBED SCOPE OF SERVICES. I FURTHER CERTIFY THE ADMINISTRATION HAS COMPLETED THE PROCUREMENT PROCEDURES REQUIRED BY APPLICABLE STATE AND FEDERAL STATUTES AND REGULATIONS, BOARD POLICY CH(LOCAL).

  
\_\_\_\_\_  
ANDRE SMITH, Ed.D  
CHIEF OF ADMINISTRATIVE SERVICES

  
\_\_\_\_\_  
JEROME PILGRIM  
DIRECTOR OF PURCHASING

  
\_\_\_\_\_  
FERNANDO NATIVIDAD  
CHIEF FINANCIAL OFFICER

**Attachments:**

1. Memo from Kevin Dodge dated September 4, 2024
2. Memo from Jerome Pilgrim dated September 10, 2024



**Kevin Dodge**  
Director of School Safety and Security

**MAGDA HERNANDEZ**  
Superintendent of Schools

To: Jerome Pilgrim, Director of Purchasing  
Through: Andre Smith, Chief of Administrative Services  
From: Kevin Dodge, Director of Safety and Security  
Date: September 4, 2024

SUBJECT: Recommendation for Renewal of Award of Irving ISD RFP #23B-12-600  
Purchase of Security Product Kits and Related Products

The Safety and Security Department recommends that RFP #23B-12-600 Purchase of Security Product Kits and Related Products be renewed to National Wholesale Supply, Inc and AMP Your Good, Inc not to exceed \$409,992.00 and \$158,950.00, respectively.

Bid proposals were received from four contractors. Following evaluation of the proposals by district personnel, National Wholesale Supply, Inc ranked highest in the areas of meeting the scope, timeline and specifications of the project for line item 1. AMP Your Good, Inc ranked highest in the areas of meeting the scope, timeline and specifications of the project for line item 2.

I, Kevin Dodge, Director of School Safety and Security, approve the results of the evaluation committee and recommend the renewal of award of RFP #23B-12-600 Purchase of Security Product Kits and Related Products to National Wholesale Supply, Inc and AMP Your Good, Inc..

  
\_\_\_\_\_  
Kevin Dodge

Director of Safety and Security

Mailing Address: P.O. Box 152637 Irving Texas 75015-2637  
Service Center, 3620 Valley View Irving, Texas 75062 | Td. 972-600-5103

**PURCHASING AWARD RECOMMENDATION**

**From:** Jerome Pilgrim  
Director of Purchasing

**To:** Board of Trustees  
Magda Hernandez, Superintendent of Schools

**Date:** September 10, 2024

**Subject: Recommendation: Renewal of Award for (RFP) #23B-12-600 for the Purchase of Security Product Kits and Related Products**

---

On September 18, 2023, the board approved the award of RFP #23B-12-600 for the purchase of Security Product Kits and Related Products. The Safety and Security Department has expressed satisfaction with the awarded vendors, which have provided products and services in accordance with the specifications, pricing, and terms of the award. The kits will be placed in every campus classroom and provide essential products in an emergency.

The administration therefore requests that the Board Approve the Renewal of Award for Request for Proposal (RFP) #23B-12-600 for the Purchase of Security Product Kits and Related Products for an additional one year period.

Vendors:  
National Wholesale Supply  
& North American Rescue

Purchasing concurs with the recommendation to approve the renewal of award for an additional twelve (12) month period. This is the first of three (3) annual renewal options. The estimated amount recommended for award is up to \$600,000 annually.

TO THE BEST OF MY KNOWLEDGE, THE RECOMMENDED VENDOR PROVIDES THE BEST VALUE FOR THE DESCRIBED SERVICES. I FURTHER CERTIFY THE ADMINISTRATION HAS COMPLETED THE PROCUREMENT PROCEDURES REQUIRED BY APPLICABLE STATE AND FEDERAL STATUTES AND REGULATIONS, BOARD POLICY CH(LOCAL).

  
\_\_\_\_\_  
JEROME PILGRIM  
DIRECTOR OF PURCHASING

**CONSENT AGENDA ITEM – BIDS**  
9/16/2024

**TOPIC:** Consider Approval of the Renewal of Award for Request for Proposal (RFP) #23B-13-600 for the Purchase of Security Sensors, Beacons, and Related Services (Bond Funded)

**SUBMITTED BY:** Luis Rosado, Assistant Director of Purchasing

**BACKGROUND:** On September 18, 2023, the Board Approved the Award of RFP #23B-13-600 for the Purchase of Security Sensors, Beacons, and Related Services.

The security sensors and beacons provide additional security to Irving ISD campuses in cases of emergencies. In addition, this contract will allow for the purchase of any additional safety and security products on an as needed basis.

The Safety and Security Department has expressed that the awarded vendors have provided satisfactory products and services in accordance with the specifications, pricing, and terms of the award.

The Administration therefore requests that the Board Approve the Renewal of Award of RFP #23B-13-600 for the Purchase of Security Sensors, Beacons and Related Services for an additional twelve (12) month term. This is the first of three (3) annual renewal options.

**FUNDING SOURCE:** 2023 Bond Funds

**COSTS:** Estimated Cost of \$1,450,000

**ADMINISTRATIVE RECOMMENDATION:** The Administration Recommends the Board Approve the Renewal of Award of RFP #23B-13-600 for the Purchase of Security Sensors, Beacons and Related Services for an additional one (1) year period.

**RECOMMENDED BOARD ACTION:** I Move that the Board Approve the Renewal of Award of RFP #23B-13-600 for the Purchase of Security Sensors, Beacons, and Related Services for an additional one (1) year period.

Additional Agenda Sheets Attached:  Yes  No


**AGENDA SHEET**

**Meeting Date:** 9/16/2024

**Topic:** Consider Approval of the Renewal of Award for Request for Proposal (RFP) #23B-13-600 for the Purchase of Security Sensors, Beacons, and Related Services (Bond Funded)

<b>Recommended Vendor(s)</b>	Alertus Technologies and ELB US
<b>Contract Type (e.g. Co-op, RFQ)</b>	Request for Proposal #23B-13-600
<b>Contract Term or One Time Purchase</b>	First year of three (3) annual renewal options.
<b>Sole Source Vendor &amp; Documentation</b>	N/A
<b>Vendor is at least 51% woman or minority business</b>	<input type="checkbox"/> Yes <input checked="" type="checkbox"/> No

TO THE BEST OF MY KNOWLEDGE, THE RECOMMENDED VENDOR(S) PROVIDES THE BEST VALUE FOR THE DESCRIBED SCOPE OF SERVICES. I FURTHER CERTIFY THE ADMINISTRATION HAS COMPLETED THE PROCUREMENT PROCEDURES REQUIRED BY APPLICABLE STATE AND FEDERAL STATUTES AND REGULATIONS, BOARD POLICY CH(LOCAL).

  
\_\_\_\_\_  
ANDRE SMITH, Ed.D  
CHIEF OF ADMINISTRATIVE SERVICES

  
\_\_\_\_\_  
JEROME PILGRIM  
DIRECTOR OF PURCHASING

  
\_\_\_\_\_  
FERNANDO NATIVIDAD  
CHIEF FINANCIAL OFFICER

**Attachments:**

1. Memo from Kevin Dodge dated September 4, 2024
2. Memo from Jerome Pilgrim dated September 10, 2024



**Kevin Dodge**  
Director of School Safety and Security

**MAGDA HERNANDEZ**  
Superintendent of Schools

To: Jerome Pilgrim, Director of Purchasing  
Through: Andre Smith, Chief of Administrative Services  
From: Kevin Dodge, Director of Safety and Security  
Date: September 4, 2024

SUBJECT: Recommendation for Renewal of Award of Irving ISD RFP #23B-13-600  
Purchase and Installation of Security Products- Sensors, Beacons and Related Products

The Safety and Security Department recommends that RFP #23B-13-600 Purchase of Security Product Kits and Related Products be renewed to Alertus Technologies and ELB US Inc not to exceed \$797,650.00 and 624,025.00, respectively.

Bid proposals were received from six contractors. Following evaluation of the proposals by district personnel, Alertus Technologies ranked highest in the areas of meeting the scope, timeline and specifications of the project for line items 1,2, and 3. ELB US Inc ranked highest in the areas of meeting the scope, timeline and specifications of the project for line item 4.

I, Kevin Dodge, Director of School Safety and Security, approve the results of the evaluation committee and recommend the renewal of award RFP #23B-13-600 Purchase and Installation of Security Products - Sensor, Beacons and Related Service to Alertus Technologies and ELB US Inc.

  
-----  
Kevin Dodge

Director of Safety and Security

**PURCHASING AWARD RECOMMENDATION**

**From:** Jerome Pilgrim  
Director of Purchasing

**To:** Board of Trustees  
Magda Hernandez, Superintendent of Schools

**Date:** September 10, 2024

**Subject: Recommendation: Renewal of Award for (RFP) #23B-13-600 for the Purchase of Security Products- Sensors, Beacons, and Related Services**

---

On September 18, 2023, the Board approved the award of RFP #23B-13-600 for the purchase of Security Products- Sensors, Beacons and Related Services. The term of award was for one (1) year with options to renew for three (3) additional one year terms.


The Safety and Security Department is satisfied with the awarded vendors, which have provided products and services in accordance with the specifications, pricing, and terms of the award.

The Administration therefore request that the board Approve the Renewal of Award for Request for Proposal (RFP) #23B-13-600 for the Purchase and Installation of Security Products-Sensors, Beacons, and Related Services for an additional one year term.

Vendors: to Alertus Technologies and ELB US

Purchasing concurs with the recommendation to renew this award for an additional twelve (12) month period. This is the first of three (3) annual renewal options. The estimated amount recommended for award is up to \$1,450,000.

TO THE BEST OF MY KNOWLEDGE, THE RECOMMENDED VENDOR PROVIDES THE BEST VALUE FOR THE DESCRIBED SERVICES. I FURTHER CERTIFY THE ADMINISTRATION HAS COMPLETED THE PROCUREMENT PROCEDURES REQUIRED BY APPLICABLE STATE AND FEDERAL STATUTES AND REGULATIONS, BOARD POLICY CH(LOCAL).

  
JEROME PILGRIM  
DIRECTOR OF PURCHASING

**CONSENT AGENDA ITEM – BIDS**

9/16/2024

**TOPIC:** Consider Approval of Award for Request for Proposal (RFP) #25-02-859 for the Purchase of K-12 Instructional Software and Learning Management Tools

**SUBMITTED BY:** Luis Rosado, Assistant Director of Purchasing

**BACKGROUND:** On August 22, 2024, pursuant to Request for Proposals #25-02-859, the District received proposals from forty-three vendors for K-12 Instructional Software and Learning Management Tools. The intent of this award is to approve a pool of pre-vetted software vendors for potential.

The proposals were evaluated by various content areas including, Library & Digital Resources, Performance Outcome & Data, Curriculum & Instruction, Stem & Innovation and Technology. The committee determined that forty-two (42) of the vendors met the minimum requirements of the RFP, including Scope, Specifications, and Technical Requirements.

Software purchases will be made on an as-needed basis. Quotes for software and subscriptions will be obtained at the time of purchase. Software products eligible for purchase includes but is not limited to instructional software, web-based software, digital subscriptions for curriculum and instruction, and specialized learning software. Please refer to Exhibit A for the list of recommended vendors.

The initial term of the award will be September 29, 2024 to September 29, 2025, with the option to extend for three (3) additional twelve-month periods.

**FUNDING SOURCE:** Various Local, Bond, and Federal Funds

**COSTS:** Estimated Up to \$5,000,000 Annually

**ADMINISTRATIVE RECOMMENDATION:** The Administration recommends the Board Approve the Award of RFP #25-02-859 for the Purchase of K-12 Instructional Software and Learning Management Tools.

**RECOMMENDED BOARD ACTION:** I move that the Board Approve the Award of RFP #25-02-859 for the purchase of K-12 Instructional Software and Learning Management Tools.

Additional Agenda Sheets Attached:  Yes  No


## AGENDA SHEET


**Meeting Date:** 9/16/2024

**Topic:** Consider Approval of Award for Request for Proposal (RFP) #25-02-859 for the Purchase of K-12 Instructional Software and Learning Management Tools

<b>Recommended Vendor(s)</b>	See Exhibit A
<b>Contract Type (e.g. Co-op, RFQ)</b>	Request for Proposal #25-02-859
<b>Contract Term or One Time Purchase</b>	One year with three (3) annual renewal options.
<b>Sole Source Vendor &amp; Documentation</b>	N/A
<b>Vendor is at least 51% woman or minority business</b>	<input type="checkbox"/> Yes <input checked="" type="checkbox"/> No

TO THE BEST OF MY KNOWLEDGE, THE RECOMMENDED VENDOR(S) PROVIDES THE BEST VALUE FOR THE DESCRIBED SCOPE OF SERVICES. I FURTHER CERTIFY THE ADMINISTRATION HAS COMPLETED THE PROCUREMENT PROCEDURES REQUIRED BY APPLICABLE STATE AND FEDERAL STATUTES AND REGULATIONS, BOARD POLICY CH(LOCAL).

  
 \_\_\_\_\_  
 LISA CASTILLO, Ed.D  
 CHIEF LEARNING OFFICER

  
 \_\_\_\_\_  
 JEROME PILGRIM  
 DIRECTOR OF PURCHASING

  
 \_\_\_\_\_  
 FERNANDO NATIVIDAD  
 CHIEF FINANCIAL OFFICER

**Attachments:**

1. Memo from Judy Boone dated September 10, 2024
2. Memo from Jerome Pilgrim dated September 12, 2024
3. Exhibit A – List of Recommended Vendors



**JUDY BOONE**  
Library and Digital Resources

**MAGDA HERNANDEZ**  
Superintendent of Schools

To: Jerome Pilgrim, Director of Purchasing  
Dr. Lisa Castillo, Chief of Learning Services  
From: Judy Boone, Director of Library and Digital Resources  
Date: 09/10/2024  
Subject: RFP #25-02-859 Instructional Software and Learning Management Tools

---

Please consider approval of Award for RFP #25-02-859 Instructional Software and Learning Management Tools. This RFP for software products includes but is not limited to instructional software, web-based software, digital subscriptions in the areas of curriculum and instruction, world languages, fine arts, and specialized learning. This RFP also includes management tools, technology applications, software support and assessments in all areas of teaching and learning.

On August 22, 2024 the district received forty-three (43) proposals from vendors offering multiple digital solutions and software programs. Content area committees evaluated the vendors and their digital services and determined 42 of the proposals met the minimum requirements to provide us with instructional software and learning management tools upon request.

It is anticipated that the district will not exceed \$5,000,000 annually in total for software materials through these vendors during the upcoming school year. Attached is a list of vendors that will provide tools, materials, programs, and services in accordance with the specifications, scope, pricing and terms of the award.

**AWARD RECOMMENDATION**

Date: September 12, 2024

TO: Board of Trustees  
Magda Hernandez, Superintendent of Schools

FROM: Jerome Pilgrim, Director of Purchasing, Irving Independent School District

SUBJECT: **Award Recommendation for Request for Proposals (RFP) #25-02-859 K-12 Instructional Software and Learning Management Tools**


On August 22, 2024, Irving ISD received forty-three (43) proposals in response to Request for Proposal (RFP) #25-02-859, for K-12 Instructional Software and Learning Management Tools.

The proposals were evaluated by a committee with members from various content areas including, Library & Digital Resources, Performance Outcome & Data, Curriculum & Instruction, Stem & Innovation and Technology. The proposals were evaluated for compliance to the scope of services and academic related requirements as well as Technology requirements.

Exhibit A includes a list of the forty-two (42) vendors recommended for award. The vendors will be used on an as needed basis for the purchase of various K-12 Instructional Software Products and Management Tools. Price quotes will be solicited at the time of purchase from groups of vendors that offer similar or equivalent products.

It is estimated that the district spends \$5,000,000 annually for K-12 Instructional Digital Resources and Management Tools. Purchasing concurs with the recommendation from Judy Boone and the evaluation committee to approve the award to the vendors listed on Exhibit A.

TO THE BEST OF MY KNOWLEDGE, THE RECOMMENDED VENDOR(S) PROVIDES THE BEST VALUE FOR THE DESCRIBED GOODS OR SERVICES. I FURTHER CERTIFY THE ADMINISTRATION HAS COMPLETED THE PROCUREMENT PROCEDURES REQUIRED BY APPLICABLE STATE AND FEDERAL STATUTES AND REGULATIONS, BOARD POLICY CH(LOCAL).

  
\_\_\_\_\_  
JÉROME PILGRIM  
DIRECTOR OF PURCHASING

**Exhibit "A" - Recommended Vendors (Alphabetical Order)  
K-12 Instructional Software and Learning Management Tools**

Age of Learning
Agile Mind Educational Holdings
Amira Learning
BrainPOP
Capstone (Coughlan Companies, Inc.)
CareerSafe
Committee for Children
Digital Theatre
Discovery Education
Edmentum
Eduphoria!
eDynamic LP
Engageli
Explore Learning
Fireplace
Houghton Mifflin Harcourt Publishing
Imagine Learning
Insignia Software
Istation
IXL Learning
Learn Engines
Learning A-Z
Learning Farm
Learning Without Tears
Lexia Learning Systems
McGraw Hill
MicroShare
MindRise Learning
Moby Max
ORI Learning
ProQuest
Rally! Education
Reading Horizons
Renaissance Learning
Rex Academy
Rosetta Stone
Savvas Learning Company
SMART Technologies
Swank K-12 Streaming
The Computing Technology Industry Association
Varsity Tutors for Schools
Vista Higher Learning
Voyager Sopris Learning

**CONSENT AGENDA ITEM  
9/16/2024**

**TOPIC:** Consider Acceptance of Report to Irving ISD Board of Trustees for 2023-2024 Management Fees Under Certain Cooperative Purchasing Contracts

**SUBMITTED BY:** Luis Rosado, Assistant Director of Purchasing

**BACKGROUND:** The Texas Local Government Code and Texas Education Code authorize the use of purchasing cooperatives by school districts. Cooperative purchasing provides a variety of efficiencies and benefits, including, aggregated purchasing power, discounted prices for goods and services, rebates for certain products, and contracts that have already been competed through a Competitive Procurement process.

Texas Education Code § 44.0331 requires school districts to report to the Board of Trustees management fees under certain cooperative purchasing contracts. The code states that: (a) A school district that enters into a purchasing contract valued at \$25,000 or more, shall document any contract-related fee, including any management fee, and the purpose of each fee under the contract. (b) The fees described must be presented in a written report and submitted annually in an open meeting of the board of trustees of the school district. The written report must appear as an agenda item.

**FUNDING SOURCE:** Local Funds

**ADMINISTRATIVE RECOMMENDATION:** The Administration recommends acceptance of the report to Irving ISD Board of Trustees for management fees under certain cooperative purchasing contracts as required by Texas Education Code §44.0331.

**RECOMMENDED BOARD MOTION:** I move the Board approve and accept the report of management fees under certain cooperative purchasing contracts as required by Texas Education Code §44.0331.

Additional Agenda Sheets Attached:  Yes  No

## AGENDA SHEET

**Meeting Date:** 9/16/2024

**Topic:** Consider Acceptance of Report to Irving ISD Board of Trustees for 2023-2024 Management Fees Under Certain Cooperative Purchasing Contracts

**Fees paid by Irving ISD during the last year are as follows:**

1	Sourcewell	\$0.00
2	Texas Department of Information Resources (DIR)	\$0.00
3	Texas Multiple Award Schedule (TXMAS)	\$0.00
4	Prospering Pals Food Service Commodities Coop	\$0.00
5	ECS11 – Texas Educational Technology Purchasing Consortium (TETPC)	\$0.00
6	Texas Comptroller of Public Accounts (TPASS)	\$100.00
7	2013 Cooperative – ESC 20 and ESC 13	\$1,647.00
8	The Interlocal Purchasing System (TIPS)	\$0.00
9	Harris County Dept. of Education (HCDE)	\$0.00
10	Houston Galveston Area Coop (H-GAC)	\$0.00
11	PACE Cooperative (part of ESC 20 with 2013 Coop)	\$0.00
12	Multiregional Purchasing Cooperative ESC	\$0.00
13	Texas Association of School Board’s BuyBoard Cooperative	\$0.00
14	Educational and Institutional Cooperative (E&I)	\$0.00
15	Educational Purchasing Cooperative of North Texas (EPCNT)	\$0.00
16	National Cooperative Purchasing Alliance (NCPA)	\$0.00
17	NASPO Valuepoint Cooperative (NASPO)	\$0.00
18	Omnia Partners	\$0.00
19	Central Texas Purchasing Alliance	\$150.00
20	Texas Public Purchasing Association (TXPPA)	\$475.00
	<b>TOTAL:</b>	<b>\$2,372.00</b>

  
**FERNANDO NATIVIDAD**  
 CHIEF FINANCIAL OFFICER

  
**JEROME PILGRIM**  
 DIRECTOR OF PURCHASING

**CONSENT AGENDA ITEM**  
**9/16/2024**

**TOPIC:** Consider Acceptance of Gifts and Donations to the District

**SUBMITTED BY:** Fernando Natividad, Chief Financial Officer

**BACKGROUND:** Donations received during the month of August 2024

**ADMINISTRATIVE RECOMMENDATION:** Administration recommends acceptance of gifts and donations to the district.

**RECOMMENDED BOARD MOTION:** I move the Board approve the acceptance of Gifts and Donations to the District.

Attachments:

1. 2023-2024 Year-to-Date Donation Totals
2. August Donation List

September 2024 DONATIONS

(Period of August)

SCHOOL/DEPT

DESCRIPTION

ELEMENTARY SCHOOLS

J.R. Good

Donated by: Tamika Lindsey  
Little Welcome to school bags for all 738 students  
and note pads /pens for teachers

AMOUNT

\$750

SCHOOL/DEPT

AEL

Donated by: Dr. Elba Garcia  
Check for use for Staff meeting refreshments

\$350

Singley

Donated by:Jayshree B Tajpuria  
Check for the Singley Literacy Project

\$101

TOTAL

\$1,201

**DONATIONS & GIFTS**  
**Beginning September 2023 - Ending August 2024**

<b>Month</b>	<b>2023-2024 Monthly Total</b>	<b>2023-2024 YTD Total</b>	<b>2022-2023 Monthly Total</b>	<b>2022-2023 YTD Total</b>
September	\$11,350.00	\$11,350.00	\$581.71	\$581.71
October	\$1,760.00	\$13,110.00	\$4,300.00	\$4,881.71
November	\$660.00	\$13,770.00	\$530.00	\$5,411.71
December	\$40,500.00	\$54,270.00	\$1,111.83	\$6,523.54
January	\$5,870.00	\$60,140.00	\$13,382.00	\$19,905.54
February	\$348.00	\$60,488.00	\$1,658.10	\$21,563.64
March	\$1,150.00	\$61,638.00	\$525.00	\$22,088.64
April	\$0.00	\$61,638.00	\$0.00	\$22,088.64
May	\$3,395.00	\$65,033.00	\$2,210.00	\$24,298.64
June	\$0.00	\$65,033.00	\$16,300.00	\$40,598.64
July	\$200.00	\$65,233.00	\$45.00	\$40,643.64
August	\$1,201.00	\$66,434.00	\$1,000.00	\$41,643.64

## **REPORT FROM FACILITIES & SCHOOL SUPPORT SERVICES**

### **Facilities and Operations Department**

A total of 2856 work orders have been completed from August 1, 2024, through August 31, 2024.

Document Services – Print Shop - Laserfiche – Project Requests - Work Orders

We received numerous requests to pull HR archival records (to pull and scan files to the Employee Records Repository).

Forms Management – Requests and Change Orders

### **Laserfiche Project and Work Order:**

The Project Pass form required numerous updates to ensure we will be following the McKinney Vento Act requirements. This requires the director's signature on the Student Residency Questionnaire (SRQ). This required a new Laserfiche workflow to be created so that the SRQ is electronically signed/stamped with the director's signature before proceeding on through the process.

We have updated the Administrative Substitute Request form to route to the correct Executive Director for approval before it goes to Human Resources for final approval. This required creating a new SQL view that would contain only the correct Executive Directors for the initiator to select from for each request.

Reports are set up to automatically generate at 8am on Monday's and Thursday's that are sent out to a group of school leaders at each campus location. These reports are focused on the open SPED Referrals that have been submitted for each campus. This was a lesson learned from last school year to ensure the SPED Referrals are being completed in the most efficient and effective way possible to ensure our students receive any necessary testing and/or services that we can provide. We also have more frequent and effective reminders that are sent to each person who has an open task related to a referral. If these reminders are not effective and the task remains open for more than 21 days, notifications are automatically sent up the chain of command to ensure these tasks are dealt with as quickly as possible. We have also tweaked the email notifications of the completed referral packets to be more user friendly. We also send a reminder on day 19 to ensure the completed referral packets have been downloaded or appropriately dealt with for each student referral.

# GovQA - Public Information & Subpoenas

In August:

For the 2024-2025 school year:

## Period Summary

Reporting Period: 8/1/2024 - 8/31/2024

Request Type: All Request Types

Department: All Departments

Group: All Groups

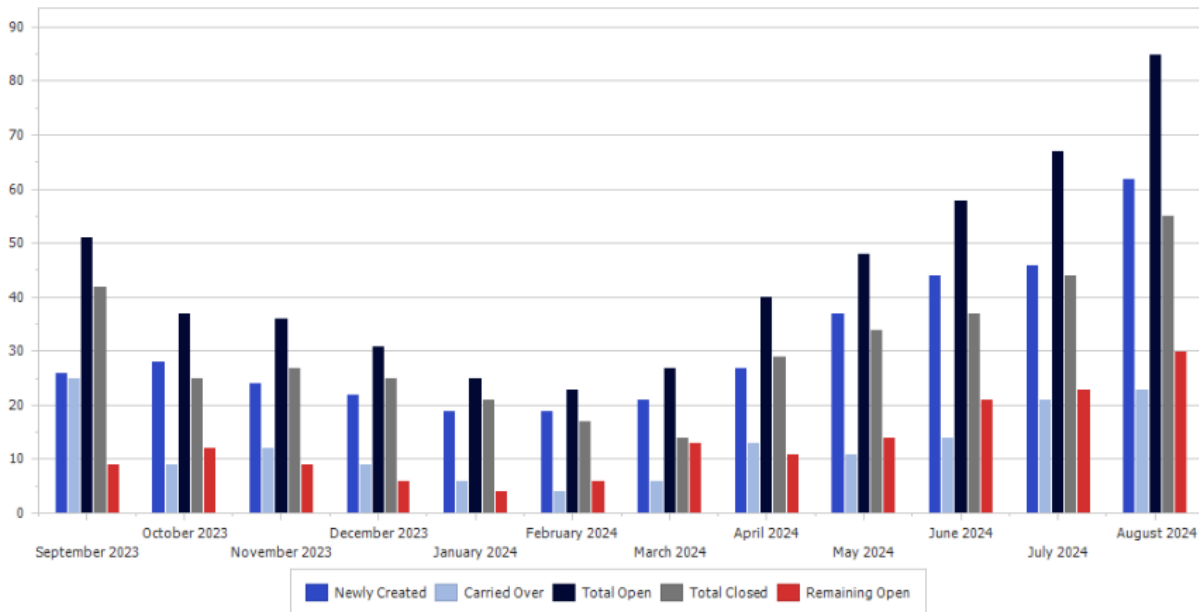
Run Date: Run Date: 09/06/2024 8:34 AM



## Backlog Trend Report

Create Date: 9/1/2023 - 8/31/2024  
 Report On: Request Type - All Request Types  
 Group Time Frame: Month  
 Filter: Assigned Department - All Assigned Departments  
 Run Date: 9/6/2024 8:35 AM

Backlog Trend Report for Request Type - All Request Types



### ScribOrder - Student Record Requests

In August, 434 student records requests were received. The following is our total transaction amount for the month of July.

Total CC Transaction Amount	\$3,060
Scribbles Handling	\$1,700
ScribTransfer Subscription	\$50.00
Credit Card Fees	\$235
<b>Total Client Amount</b>	<b>\$1310</b>

## Order Data Charts

### Saved Reports

- Submitted Today
- Submitted This Week
- Submitted This Month

### Owner

Any

### Date Range

Time Submitted

Begin

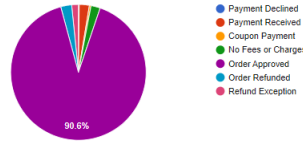
2024-08-01

End

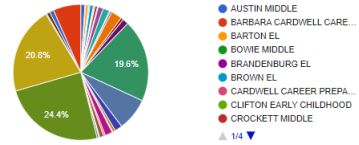
2024-08-31

Run Report

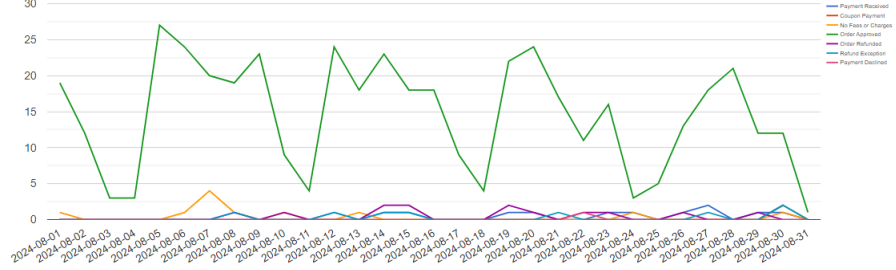
Overall StatusQ



Overall DistributionQ



Status By Date Q

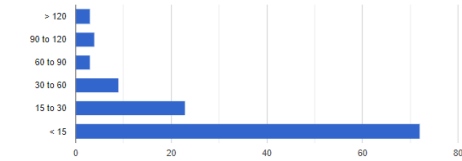


## Aging Report

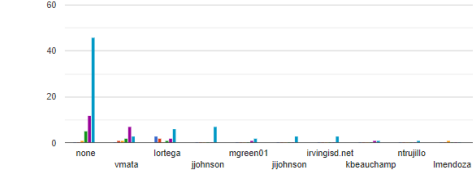
### Assigned User

- No User Assigned
- 
- 
- 
- acasas
- acastro
- administrator
- ahernandez
- alopez-coronado
- 

Overall AgingQ



Aging By UserQ



## Print Shop - Orders

We received and processed 160 print requests for August; 195,866 B/W & 66,178 Color pages printed. Total billed out (JV) \$31,151 for print services.

## Mail Center – Pieces and Postage

In August, we processed 8,665 pieces of mail for US Postage at a cost of \$6,692. We processed two packages for \$13.20. We continue to process interoffice mail daily.

## SchoolDude – Document and Record Management Work Orders In August, we received

315 total requests.

## Craft Comparisons



- Document Management \$7.50 (Last Month)
- Internal Delivery \$938.50 (Last Month)
- Records Management \$110.25 (Last Month)

### Summary of Expenditures by Craft

Irving ISD

Custom Period (08/01/2024 - 08/31/2024)

Craft	Labor Hrs	Labor Costs	Material Costs	Sales Tax	Total Costs	WO Count	% of Work (Count)	Avg Hours Per WO	Avg Cost Per WO
Internal Delivery	38.72	\$968.00	\$0.00	\$0.00	\$968.00	290.00	92.06%	.13	\$3.34
Records Management	2.89	\$72.25	\$0.00	\$0.00	\$72.25	25.00	7.94%	.12	\$2.89
<b>Grand Totals</b>	<b>41.61</b>	<b>\$1,040.25</b>	<b>\$0.00</b>	<b>\$0.00</b>	<b>\$1,040.25</b>	<b>315.00</b>	<b>100.00%</b>	<b>.13</b>	<b>\$3.30</b>

**Maintenance** – The Maintenance Department completed 1373 work orders. The department maintains critical infrastructure in the following areas: Bond Replacement Systems, Electrical, HVAC, Plumbing, Preventive Maintenance, Fire Safety Equipment, Kitchen Equipment, Elevators, Public Address Systems, Carpentry, Roofing, Painting, Energy Management and Locks and Keys.

**The Grounds Section & Regulatory Compliance, IPM and Safety** –The Grounds Department completed 209 work orders. The department maintains outside grounds of district facilities, athletic fields, 191-vehicle maintenance fleet, landscaping equipment, pest, asbestos, and safety.

**Operations** – The Custodial Department completed 541 work orders. The work performed in our department could range from moving furniture, disinfecting, light maintenance, or any other needs at the campus level.

**Warehouse** – For Delivery, Warehouse, Interior Delivery and Surplus Crafts are 494 total Work Orders completed in August.