

IRVING INDEPENDENT SCHOOL DISTRICT

Regular - BOARD OF TRUSTEES
7:00 PM

Irving ISD Board Room
2621 West Airport Freeway
Irving, TX 75062
Monday, October 26, 2020

A G E N D A

I. CALL TO ORDER FOR 7:00 P.M. REGULAR BOARD MEETING

II. FIRST ORDER OF BUSINESS

- A. Announcement by the chairperson whether a quorum is present, and that the meeting has been duly called, and that notice of the meeting has been posted in accordance with the Texas Open Meetings Act, Texas Government Code Chapter 551.
- B. Invocation
- C. Pledge of Allegiance to the American and Texas Flags (Trustees)
- D. Recognition of Teacher of the Month - Anika Faglie, New Comer Academy World Geography Teacher at Barbara Cardwell 5
- E. Recognition of Employee of the Month - Erika Hernandez, Instructional Aide at Gilbert Elementary 6
- F. Recognition of Guest Educator of the Month -Mary Ann Caster, Guest Educator, Nominated by De Zavala Middle School 7
- G. Special Recognitions 8
 - Recognition of Administration Employee (C. Jaid)
 - Recognition of Irving ISD's School Principals for National Principal's Month (J. Porter)
 - Recognition of National Merit Honorees (C. Mauricio)
- H. Public Comment - Individuals wishing to address the Board on agenda items or make comments regarding issues not on the agenda will be heard at this time.

Beginning on September 21, 2020, Irving ISD will accommodate those who wish to comment in person to the School Board during open Board Meeting Sessions. In order to do so and maintain safety guidelines Irving ISD will provide each commenter with a specific time during the meeting in which they will address the Board in person. If you wish to address the Board in person during

the regular scheduled meeting, please call 972-600-5456 to receive your scheduled time.

1. Non-Agenda Related Topics
2. Agenda Related Topics

III. ACTION ITEMS

A. Consider Approval of Consent Agenda Items:

1. Consider Approval of Minutes of Board Work Session on Monday, September 21, 2020 and Regular Board Meeting on Monday, September 28, 2020 (M. Hernandez) 10
2. Consider Approval of Unaudited Financial Statement for August 2020 (R. Randle) 17
3. Consider Approval of Resolution No. 20-21-03 Authorizing October Amendment to the 2020-2021 Budget (R. Randle) 42
4. Consider Approval of Supplements to Irving ISD Tax Rolls (R. Randle) 51
5. Consider Approval of Item No. 2021-09 Authorizing the Purchase of the Property Located at 2200 West Irving Boulevard, Irving, Texas 75061 for Educational, Professional Development, and/or Administration Facility Purposes, and Delegate Authority to the Superintendent or her Designee to Negotiate a Purchase Agreement, Including Terms, Conditions, and the Purchase Price (J.C. Martinez) 95
6. Consider Acceptance of Report to Irving ISD Board Trustees for 2019-2020 Management Fees Under Certain Cooperative Purchasing Contracts (J. Pilgrim) 97
7. Consider Approval of Item No. 2021-04 Approving the Renewal of Award for Request for Proposal (RFP) #17-03-916 for Vending, Groceries, General Retail Merchandise and Supplies (J. Pilgrim) 100
8. Consider Approval of Item No. 2021-05 Award of Property and Casualty Insurance Coverages with Texas Association of School Board (TASB) for the 2020-2021 Policy Period (M. Webb/J. Pilgrim) 104
9. Consider Approval of Item No. 2021-06 Approving the Renewal of Award for Request for Proposal (RFP) #18-16-861 for Network Infrastructure Cabling Services (A McQuarters/J. Pilgrim) 115
10. Consider Approval of Item No. 2021-07 Approving the Renewal of Award for Request for Proposal (RFP) #19-05-914 for Exterior/Interior Door Supplies and Repair (J. Scrivner/J. Pilgrim) 119

- 11. Consider Approval of Item No. 2021-08 Approving the Renewal of Award for Request for Proposal (RFP) #18-07-914B for Concrete Patching, Paving and Curbs (J. Scrivner/J. Pilgrim) 123
- 12. Consider Approval of Request for Competitive Sealed Proposals (RFCSP) as the Procurement Method for the Purchase and Installation of HVAC Systems for the Athletic Weight Rooms at Nimitz, MacArthur and Irving High Schools (A. Smith/J. Scrivner) 127
- 13. Consider Acceptance of Gifts and Donations to the District (G. Micinski) 128

IV. **OTHER BUSINESS**

A. Written Reports

- 1. Report Regarding Board Training Credits (A.D. Jenkins)
- 2. Division Reports
 - a. Business Services 131
 - Total Tax Collections
 - Payroll
 - Investment Earnings
 - b. Support Services 135
 - Monthly Maintenance Work Order Summary Report
 - c. Human Resources
 - Employment, Resignations Action Report
 - Changes in Compensation for Contract Employee(s) Report

B. Announcements

- 1. Administration
 - a. Superintendent Announcement(s)
- 2. Board of Trustees
 - a. Individual Trustee Report on IISD Student Activity/Event

V. **EXECUTIVE SESSION** - The Board may recess the Open Meeting and reconvene in a Closed Meeting pursuant to the following sections of the Texas Government Code and as authorized by Sections 551.071-551.076 and 551.082-551.084 therefore of

- A. Section 551.071 - To seek the advice of the Board's attorney about:

1. Pending or Contemplated Litigation, Settlement Offer, or Matter Under Investigation
 2. A Matter in Which the Professional Duty of the Attorney to the Board Conflicts with the Applicable Provisions of the Texas Open Meetings Act.
- B. Section 551.072 - To deliberate the purchase, exchange, sale, lease or value of real property if such deliberation in open session would have a detrimental effect on the Board's position in negotiations with a third party
- C. Section 551.074 - To deliberate the appointment, employment, resignation, evaluation, reassignment, proposed nonrenewals, termination, duties, discipline, or dismissal of a public officer or employee; or to hear a complaint or charge against an officer or employee.
1. Hear and/or Deliberate the Level Three Grievance Appeal of Paul Colton [Pursuant to Policy DGBA (LOCAL)] (D. Bunger)

VI. **RECONVENE** from Closed Meeting for Action Relative to Items Covered in Such Meeting.

- A. Consider Action by the Board Related to Pending or Contemplated Litigation, Settlement Offer, or Matter Under Investigation
- B. Consider Action Regarding Purchase, Exchange, Sale, Lease or Value of Real Property
- C. Consider Action Regarding Public Officer(s) or Employee(s) Considered in Executive Session as Authorized by Section 551.074, Texas Government Code
 1. Consider and Take Possible Action on Level Three Grievance Appeal of Paul Colton [Pursuant to Policy DGBA (LOCAL)]

VII. **ADJOURNMENT**

TEACHER OF THE MONTH
October 2020

Ms. Faglie is an amazing educator whose passion is undeniable. She learned to speak Spanish in her first year on our campus to communicate with her students and help them feel connected to their new learning environment. She is an out of the box thinker who creates challenging, yet relatable assignments for her students; assignments that bridge the gap from two very different worlds while celebrating and connecting where they came from and where they currently are. She is a technology guru who spent countless hours experimenting with online platforms and supporting her team and Cardwell staff on ways to make learning accessible for our students. She is a natural leader and is well respected on our campus because of her desire to enrich the lives of everyone she meets. She has taken the initiative to teach online resources to other departments on campus so that everyone has an opportunity to learn and grow. No matter what challenges are presented, you will never catch her without a smile on her face and an encouraging word to say. She has poured into the Cardwell Community and makes it better each day.

**EMPLOYEE OF THE MONTH
October 2020**

Mrs. Hernandez is an amazing example of a dedicated staff member. Her level of professionalism is beyond compare. She truly cares about our Grizzly students. Building relationships with kids and staff members comes very natural to her. Her positivity is contagious among our staff. She is driven in all areas of her job. In an effort to assist teachers, she takes initiative by creating her own materials and lessons to use with students. She tracks students' progress and is in constant communication with teachers. She celebrates the small victories related to student growth but is also willing to find alternate ways to reach kids when things may not go as planned. When Mrs. Hernandez is not working in classes, she finds ways to make herself useful in the office, completing tasks such as making calls to parents and updating any files as needed. She is efficient and is able to effectively multi-task in various settings all around campus. Mrs. Hernandez is an extremely valuable member of our staff and we could not be more proud to nominate her for Employee of the Month. She is definitely an #iisdgamechanger.

**GUEST EDUCATOR OF THE MONTH
October 2020**

Mrs. Caster has been an incredible asset to our campus and is always willing to come in (even on short notice) to serve our students. Mrs. Caster took it upon herself to ask for resources to help her better prepare for a long-term absence, learning how to use Canvas, navigating Zoom and utilizing digital apps to enhance her science lessons. Mrs. Caster is firm but fair, follows teacher instructions to the letter, and is someone teachers have no hesitation about leaving their students with. We are so thrilled to work with Mrs. Caster at DZ and it is our honor to nominate her for Guest Educator of the Month!



SPECIAL RECOGNITION ITEM

10/26/20

TOPIC: Recognition of Irving ISD's School Principals for National Principal's Month

SUBMITTED BY: Jeannine Porter, E.D., Deputy Superintendent of School Leadership

BACKGROUND: Each October principals are recognized as a show of appreciation for the hard work and dedication that they demonstrate on a daily basis.



SPECIAL RECOGNITION
ITEM 10/26/2020

TOPIC: Recognition of National Merit Honorees

SUBMITTED BY: Curtis Mauricio, Assistant Chief of Secondary Schools

BACKGROUND: We will recognize students who have received commendations through the National Merit Scholarship Program. Irving ISD is proud to recognize three National Merit Commended Scholars.



CONSENT AGENDA ITEM
10/26/2020

TOPIC:

Consider Approval of Minutes of Board Work Session on Monday, September 21, 2020 and Regular Board meeting on Monday, September 28, 2020.

SUBMITTED BY: Magda Hernandez, Superintendent

BACKGROUND:

The Irving Independent School District Board of Trustees held a Board Work Session on Monday, September 21, 2020 and Regular Board meeting on Monday, September 28, 2020. The minutes of each said meeting are hereby presented to the Board for review and approval.

ADMINISTRATIVE RECOMMENDATION:

Approve Minutes of Board Work Session on Monday, September 21, 2020 and Regular Board meeting on Monday, September 28, 2020

RECOMMENDED BOARD MOTION:

I move for Board approval of the minutes of Board Work Session on Monday, September 21, 2020 and Regular Board meeting on Monday, September 28, 2020.

Additional Agenda Sheets Attached: Yes No

Attachments:

- Minutes of Board Work Session on Monday, September 21, 2020
- Minutes of Regular Board Meeting on Monday, September 28, 2020

AGENDA SHEET

Meeting Date:10/26/2020

Topic: Consider Approval of Minutes of Board Work Session on Monday, September 21, 2020 and Regular Board meeting on Monday, September 28, 2020.

**IRVING INDEPENDENT SCHOOL DISTRICT
WORK SESSION - BOARD OF TRUSTEES
6:30 P.M.
2621 W. Airport Freeway, Irving, Texas, 75062
Monday, September 21, 2020**

Call to Order The work session was called to order by President A.D. Jenkins at 6:30 p.m.

Moment of silence.

MEMBERS A.D. Jenkins, President
PRESENT: Nell Anne Hunt, Vice President
 Randy Randle, Secretary
 Tony Grimes
 Nuzhat Hye
 Dr. Rosemary Robbins

ABSENT: Magda Hernandez, Superintendent

ALSO Dr. Juan Carlos Martinez, Deputy Superintendent
PRESENT: Dr. Jeannine Porter, Deputy Superintendent
 Dr. Jackie Gorena, Chief of Learning Services
 Dr. Andre Smith, Chief of Administrative Services
 Gary Micinski, Chief Financial Officer
 Alvin McQuarters, Chief of Technology and Innovation
 Dr. Nicole Mansell, Chief of Marketing and
 Communications
 David Bungler, District General Council
 Fernando Natividad, Executive Director of State and
 Federal Programs & Compliance
 Jorge Acosta, Director of Human Resources (East)
 Katie Gilleland, Director of Human Resources (West)
 Meritza Webb, Lead Director of Employee Services
 Jerome Pilgrim, Director of Purchasing
 Jim Scrivner, Director of Facilities
 Ernest Rivera, Human Resources Specialist
 Lynn Andrews, Special Assistant to Deputy
 Superintendent
 Alejandro Mejia, Director of Transportation
 Karen Edwards, Executive Assistant

VISITORS: None

Mr. Grimes arrived at 6:57 p.m.

Public Comments Theresa Patton-Harbin – 2904 Wingren Rd.
Dr. Harbin made comments regarding her concern about the restart of extra-curricular activities.

Receive
Presentation on
District's Branding
and Style Guide

Dr. Nicole Mansell, Chief of Marketing and Communications, gave a presentation on the new district branding and style guide which will ensure consistency when the brand is represented. The guide defines the district's brand hierarchy and outlines our typography, iconography, color palette and more. The presentation summarized our protocols to ensure the brand is protected and consistent.

Receive Updates
on Science
Discovery
Education

Chris Dazer, Director of Science Discovery Education, presented updates regarding the Robert Scott Pohl Planetarium and the Elise Walker Outdoor Learning Center. The Elise Walker Outdoor Learning Center is the recipient of the *Sadie Ray Graff* award for 2020. The award recognizes the efforts of educational institutions that encourage youth involvement and promote the Keep Texas Beautiful mission through environmental education.

Receive
Presentation on
Bus Transportation
for Irving ISD
Students - Safety
and Health
Protocols

Alejandro Mejia, Director of Transportation provided a brief presentation to the Board on the how the district will operate the bus transportation of students while observing health and safety protocol to ensure the mitigation of concerns associated with the current pandemic.

Receive Update on
the 2020-2021
Beginning of Year
Professional
Learning

Robin Bayer, Director of Professional Learning, Jana Claxton, Professional Learning Coordinator, Kristina Feldner, Professional Learning Coordinator, and Leslie Haddock, Professional Learning Coordinator gave an overview presentation with an update on the 2020-2021 beginning of year professional learning which included many professional development sessions during Learn2Lead, campus staff development, Canvas trainings, and digital resource training.

Discussion of
Regular Board
Meeting Agenda

Discussion took place on the September 28, 2020, Regular Meeting Agenda matters.

The work session adjourned at 8:06 p.m.

**IRVING INDEPENDENT SCHOOL DISTRICT
REGULAR MEETING - BOARD OF TRUSTEES
7:00 P.M.
2621 W. Airport Freeway, Irving, Texas, 75062
Monday, September 28, 2020**

Call to Order
Regular Meeting

The meeting was called to order by President A.D. Jenkins at 7:00 p.m. He announced that a quorum was present and that the meeting had been duly called, and that notice of the meeting had been posted in accordance with the Texas Open Meetings Act, Texas Government Code Chapter 551.

MEMBERS A.D. Jenkins, President
PRESENT: Nell Anne Hunt, Vice President
Randy Randle, Secretary
Pam Campbell
Tony Grimes
Nuzhat Hye

ABSENT: Dr. Rosemary Robbins

ALSO Magda Hernandez, Superintendent
PRESENT: Dr. Juan Carlos Martinez, Deputy Superintendent
Dr. Jeannine Porter, Deputy Superintendent
Dr. Jackie Gorena, Chief of Learning Services
Dr. Andre Smith, Chief of Schools
Gary Micinski, Chief Financial Officer
Alvin McQuarters, Chief of Technology and Innovation
Dr. Nicole Mansell, Chief of Marketing and
Communications
Fernando Natividad, Assistant Chief of Federal Programs
Curtis Mauricio, Assistant Chief of Secondary Schools
David Bunker, District General Council
Jorge Acosta, Director of Human Resources (East)
Katie Gilleland, Director of Human Resources (West)
Jim Scrivner, Executive Director of Facilities & School
Support Services
Meritza Webb, Director Risk Management
Ernest Rivera, Human Resources Specialist
Alejandro Mejia, Investigations Officer
Lynn Andrews, Special Assistant to Deputy
Superintendent
Melissa Allen, Davis Elementary
Jonathan Diaz, Pierce ECS
Tameka Foreman, Davis Elementary
Abraham Herrera, Guest Educator
Amy Reyes, Director of Benefits and Compensation
Jim Scrivner, Director of Facilities
Terry Zettle, Director of Safety and Security
Jennifer Dickson, Pierce ECS
Brianica Johnson, Crockett Middle School
Karen Edwards, Executive Assistant

VISITORS: Joshua Diaz, 126 Whitham St.
Rhea Allen, 1949 Old Orchard
Angelica Alfaro, 3747 W. Pioneer Dr.

The invocation was led by – Reverend Adriana Elliott, St. Mary’s Episcopal Church

The pledges to the flags were led by Mrs. Nuzhat Hye

Recognition of Teacher of the Month Mr. Tony Grimes recognized Melissa Allen, First grade Teacher/Team Leader at J.O. Davis Elementary school, as Teacher of the Month.

Recognition of Employee of the Month Mr. Randy Randle recognized Jonathan Diaz, Campus Technician at Pierce Early Childhood School, as Employee of the Month.

Recognition of Guest Educator of the Month Mrs. Pamela Campbell recognized Abraham Herrera, as Guest Educator of the Month.

Public Comment None

Motion re Consent Agenda Motion was made by Tony Grimes, seconded by Randy Randle, to approve the Consent Agenda as follows:

1. Approval of Minutes of Special Called Meeting on Monday, August 10, 2020, Board Work Session on Tuesday, August 18, 2020, and Regular Board Meeting on Monday, August 24, 2020
2. Approval of Financial Statement for July 2020
3. Approval of Resolution and Order No. 20-21-01 Authorizing September Amendment to the 2020-2021 Budget
4. Approval of Approving Supplements to Irving ISD Tax Rolls
5. Approval of Irving ISD Partial Tax Rolls for 2020
6. Approval of Resolution No. 20-21-01 Approving Broker Dealers to Sell Securities to Irving ISD as Recommended by the Investment Committee
7. Approval of Resolution No. 20-21-02 Acknowledging the IISD Investment Policy has been Reviewed and Revised as Required by the Public Funds Investment Act
8. Approval of Class Size Waiver Requests for the 2021 School Year
9. Approval of District Improvement Committee Membership 2020-2021
10. Approval of Request for Competitive Sealed Proposals (RFCSP) as the Procurement Method for the Installation of Pre-K Tricycle Paths Including Potential or Optional Covers at all Elementary Schools
11. Approval of Item No. 2021-01 Approving the Renewal of Request for Proposal (RFP) # 18-62-732 for the Purchase of Excess Workers Compensation Insurance
12. Approval of Item No. 2021-02 Approving the Renewal of Award of Request for Competitive Sealed Proposals (RFCSP) # 17-35-914 for Job Order Contracting Service with Various Firms
13. Approval of Item No. 2021-03 Approving the Award of Request for Proposal (RFP) #21-02-859 for K-12 Instructional Software and Learning Management Tools and Delegate the Authority to the Superintendent or her Designee to Award, Negotiate and Approve Contract(s) as Necessary

14. Acceptance of Gifts and Donations to the District

Motion passed 6-0 - 1 Absence – Dr. Rosemary Robbins

Motion re Approval of Amended Agreement with First Student Inc. for Transportation Services

Administration recommended approval of amended agreement with First Student Inc. for Transportation Services

Motion was made by Randy Randle, seconded by Pam Campbell to approve the amended agreement with First Student Inc. for Transportation Services.

Motion passed 6-0 - 1 Absence – Dr. Rosemary Robbins

Announcements Administration

Superintendent Magda Hernandez, announcements included: Irving ISD First Day – Take 2, transportation successful, Game Changer awards students/staff, free school meals for all students, Food Services serves 1.7 meals since onset of pandemic, thanks to all students, parents, teachers, staff, Board, and community for patience.

The Board of Trustees announcements included: Outdoor Learning Center, opening of schools, thank you to all teachers, staff, Board, and Superintendent, Friday night football safety precautions.

There being no further business, the meeting was adjourned at 7:31 p.m.



**CONSENT AGENDA ITEM
10/26/2020**

TOPIC: Financial Statements for August 2020

SUBMITTED BY: Gary Micinski, Chief Financial Officer

BACKGROUND: The monthly preparation of the financial statements is to provide information about the financial position, performance, and changes in financial position of the District, which can be useful to the Board of Trustees, management, and other stakeholders in making economic decisions.

ADMINISTRATIVE RECOMMENDATION: The Administration recommends that the Board approve the Financial Statements for August 2020.

RECOMMENDED BOARD MOTION: I move the Board approve the Financial Statements for August 2020.

Additional Agenda Sheets Attached: Yes No

Attachments:

1. Summary Memo from Steve Franks to Gary Micinski
2. Graphic Presentation of Expenditures and Fund Balance
3. Expenditures and Revenue Report for All Funds
4. Balance Sheet Reports for General Operating, Food Service and Debt Service Funds

Date: October 26, 2020
To: Gary Micinski, Chief Financial Officer
From: Steve Franks, Director of Business Operations
Subject: Financial Statements for August 2020

General Operating Fund

Revenue:

Total revenue and other sources for the General Operating Fund through August were \$337,375,835 or 98.3% of budget, compared to \$356,887,630 or 102.4% of budget last year, a decrease of \$19,511,795 or 5.5%. The net decrease in total revenue and other sources was attributed to the following items:

- The Tax Increment Financing (TIF) Fund with the City of Irving ended in the 2018-2019 fiscal year. As a result, TIF revenue was \$186,157 in the current year through August, compared to \$10,676,714 last year, a decrease of \$10,490,557.
- Investment earnings were \$2,325,443, compared to \$4,014,536 last year, a decrease of \$1,689,092 or 42.1%. This decline in investment earnings is attributed to the Federal Reserve Board dropping the overnight rate to a range of 0.00% to 0.25% in March 2020.
- SHARS revenue was \$2,736,784, compared to \$8,209,108 last year, a decrease of \$5,472,324 or 66.7%. In the current year, the District was reimbursed for one SHARS annual claim. In the prior year, the District was reimbursed for two SHARS annual claims. Going forward, we anticipate receiving one SHARS annual claim per year.

Expenditures:

Total expenditures and other uses for the General Operating Fund through August were \$319,732,401 or 90.2% of budget, compared to \$356,564,646 or 93.6% of budget last year, a decrease of \$36,832,246 or 10.3%. The decrease in total expenditures was attributed to the following items:

- Debt Service Transfer Out was \$5,000,000, compared to \$26,968,496 last year, a decrease of \$21,968,496 or 81.5%.
- The Tax Increment Financing (TIF) Fund with the City of Irving ended in the 2018-2019 fiscal year. TIF tax payments to the City of Irving through August was \$248,209 compared to \$15,380,261 last year, a decrease of \$15,132,052 or 98.4%.

Food Service Fund

Revenue:

Total revenue and other sources for the Food Service Fund through August were \$20,964,376 or 85.1% of budget compared to \$22,481,068 or 97.5% of budget last year,

a decrease of \$1,516,692 or 6.8%. The decrease in total revenue was attributed to the decrease of meals served through August due to the impact of COVID-19 on the district.

Expenditures:

Total expenditures and other uses for the Food Service Fund through August were \$23,508,302 or 82.8% of budget compared to \$23,664,580 or 85.7% of budget last year which represents a decrease of \$156,278 or 0.7%. The decrease in total expenditures was attributed to COVID-19 and its impact on spring and summer operations.

Debt Service Fund

Revenue:

The significant difference in total revenue and other sources for the Debt Service Fund through August when compared to total revenue and other sources through the same period of the previous year is the result of the refunding bonds that occurred in November 2019 of the current year compared to no bond refunding activity in the prior year.

Expenditures:

The significant difference in total expenditures and other uses for the Debt Service Fund through August when compared to total expenditures and other uses through the same period of the previous year is the result of the refunding bonds that occurred in November 2019 of the current year compared to no bond refunding activity in the prior year.

Special Revenue Funds

Special Revenue Funds are used to account for the proceeds of special revenue sources (other than tax assessments, major capital projects, etc.) that are legally restricted to expenditures for specified purposes such as special education grants.

Revenue:

There was a reduction of \$3,250,398 in Special Revenue Funds revenue through August when compared to Special Revenue Funds revenue through the same period of the previous year. The significant difference in revenue was based on state textbook adoptions that were funded and completed in the prior year.

Expenditures:

There was a reduction of \$2,898,409 in Special Revenue Funds expenditures through August when compared to Special Revenue Funds expenditures through the same period of the previous year. The significant difference in expenditures was based on state textbook adoptions that were funded and completed in the prior year.

Capital Projects Funds

Revenue:

There was no significant difference in total revenue and other sources for the Capital Projects Funds through August when compared to total revenue and other sources through the same period of the previous year.

Expenditures:

Total expenditures and other uses for the Capital Projects Fund through August were \$4,327,680 compared to \$18,447,346 which represents a decrease of \$14,119,667 or 76.5%. The decrease in total expenditures was attributed to a significant portion of the construction of the three high school career and technology building projects being completed in the prior fiscal year.

Proprietary Funds

Irving ISD maintains the following Internal Service Funds: Workers' Compensation, Unemployment, Science Refurbishment, and Print Shop Service Center.

Revenue:

Total revenue and other sources for the Internal Service Funds through August were \$1,656,994 or 111.0% of budget compared to \$2,236,908 or 125.1% of budget last year which represents a decrease of \$579,914 or 25.9%. The decrease in total revenue and other sources was attributed to the following item:

- The Vending Enterprise Fund closed at the end of the prior fiscal year. In the prior year, vending revenue was \$443,691 through August compared to no revenue through the same period in the current year.
- Science Refurbishment Center revenue was \$293,519, compared to \$427,464 last year, a decrease of \$133,945 or 31.3%. Due to the impact of COVID-19, campus deliveries were discontinued during the months of March, April, and May 2020.

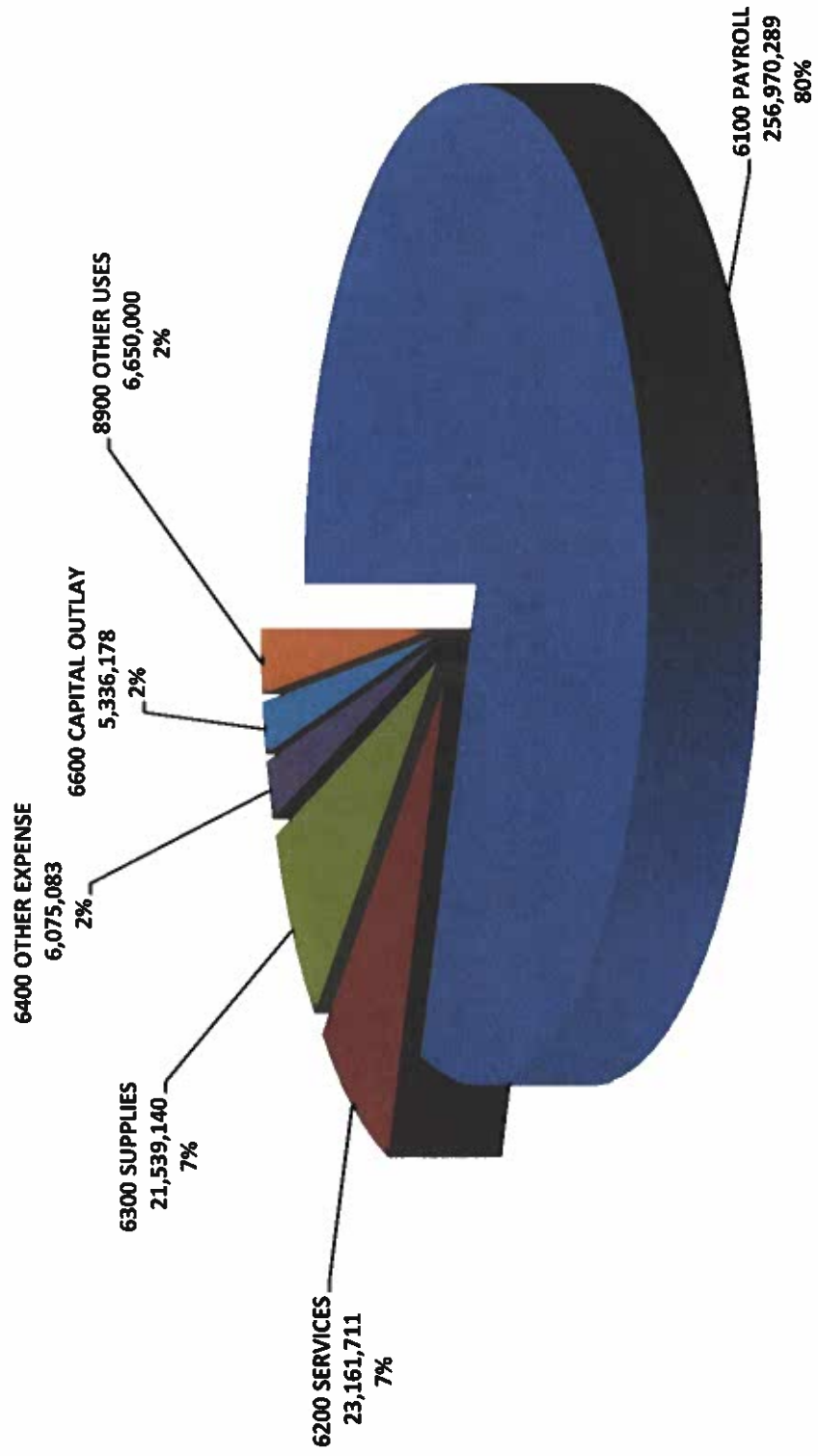
Expenditures:

Total expenditures for the Internal Service Funds through August were \$1,706,892 or 67.7% of budget compared to \$1,964,974 or 69.7% of budget last year which represents a decrease of \$258,082 or 13.1%. The decrease in total expenditures was attributed to the following items:

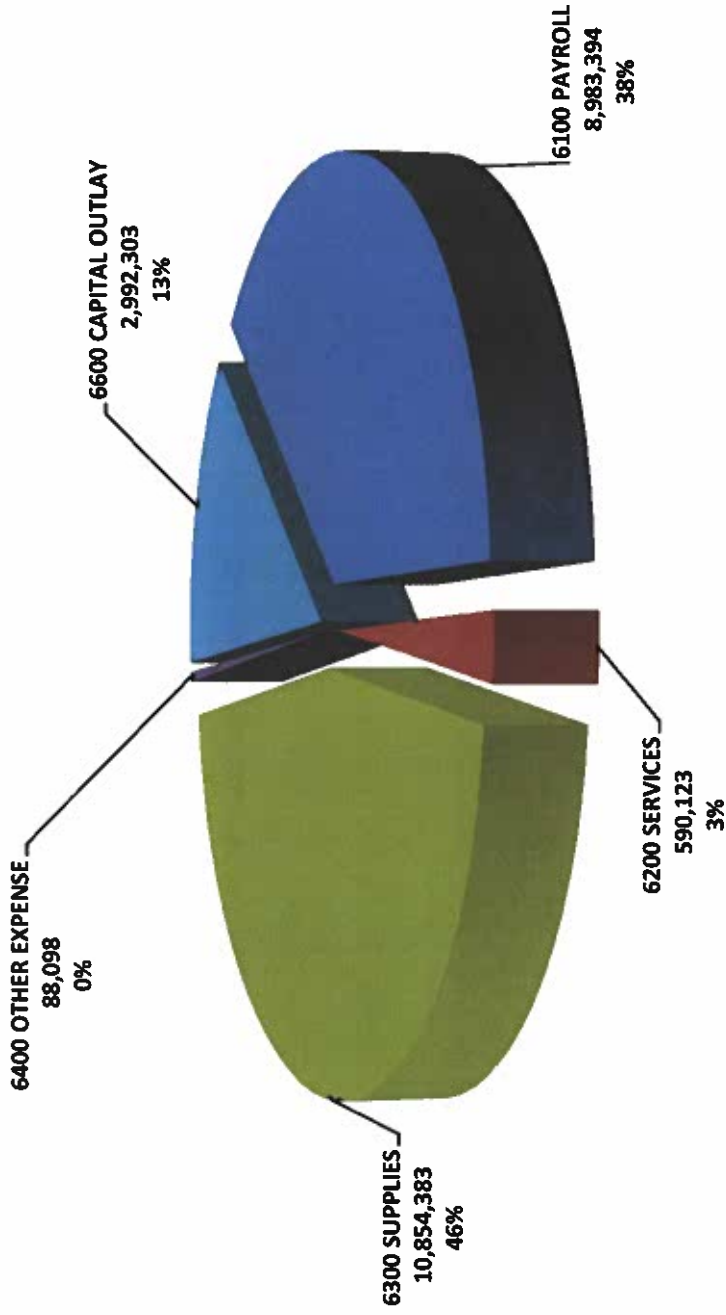
- The Vending Enterprise Fund closed at the end of the prior fiscal year. In the prior year vending expenditures were \$261,306 through August compared to no expenditures through the same period in the current year.

As of August 31, 2020, total net assets for all Internal Service Funds were \$1,099,005; however, the Print Shop and Science Refurbishment Internal Service Funds have a negative net asset position.

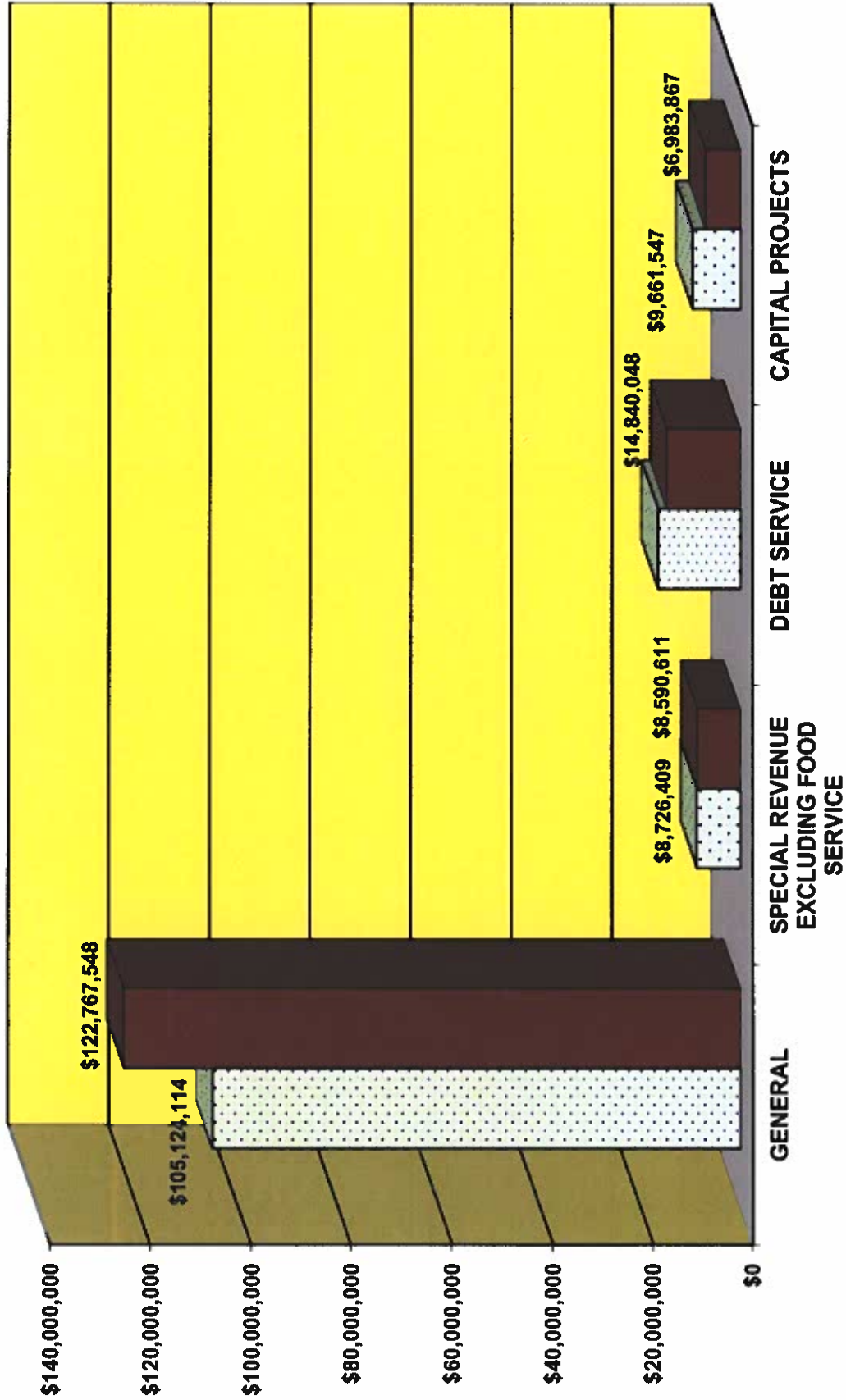
General Operating Fund YTD Actual Expenditures August 31, 2020



Food Service Fund YTD Actual Expenditures August 31, 2020

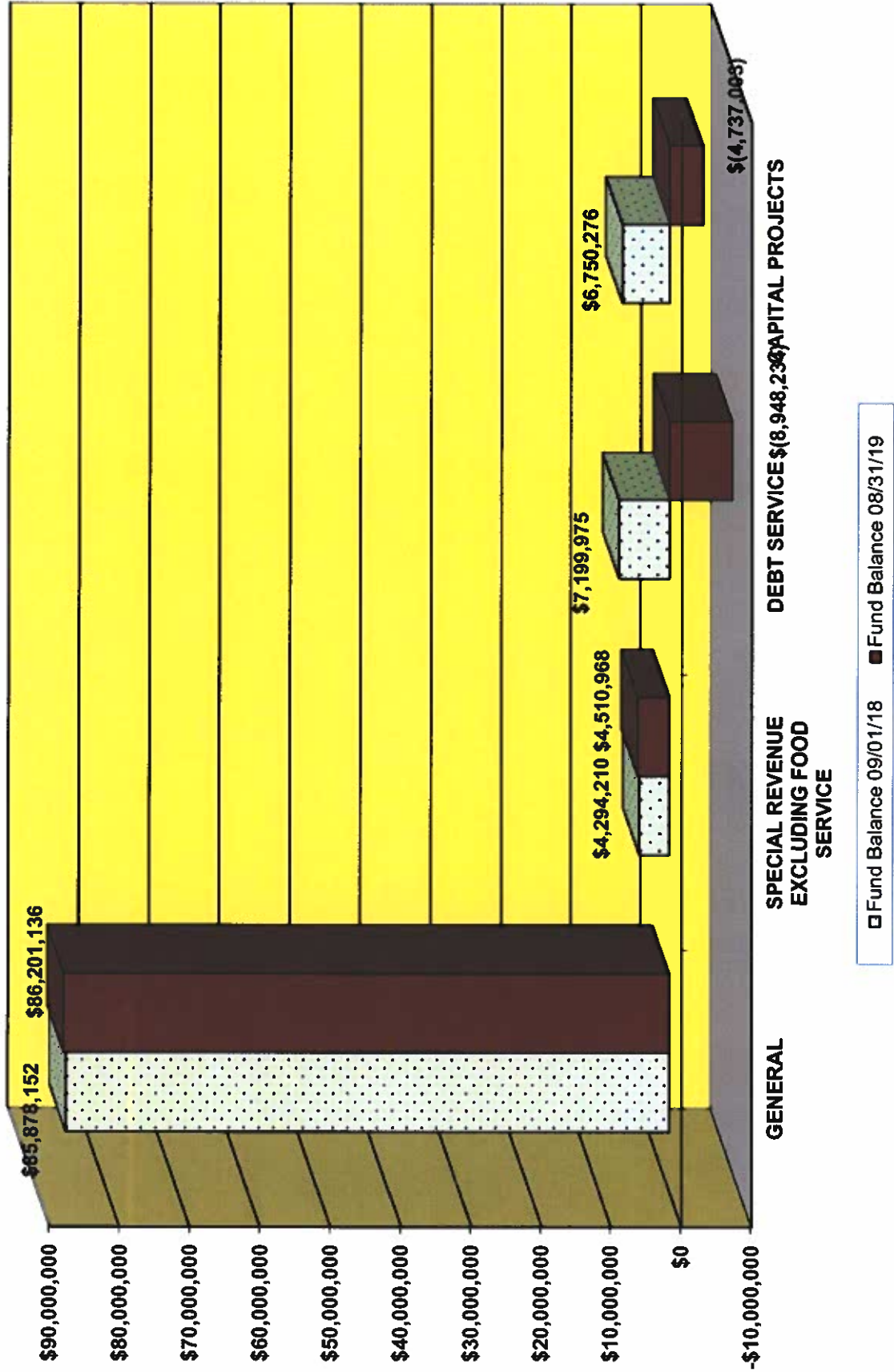


Comparative Fund Balances August 31, 2020



Fund Balance 09/01/19
 Fund Balance 08/31/20

Comparative Fund Balances August 31, 2019



IRVING INDEPENDENT SCHOOL DISTRICT
COMPARISON OF GENERAL OPERATING BUDGET & ACTUAL
August 31, 2020

REVENUE	CURRENT YEAR				PRIOR YEAR					
	09/01/2019 to 08/31/2020		08/20 MTD		09/01/2018 to 08/31/2019		YTD			
	BUDGET	ACTUAL	%YTD	ACTUAL	%MTD	YTD BUDGET	(OVER) UNDER	BUDGET	ACTUAL	%YTD
LOCAL RESOURCES:										
5711 TAXES CURRENT YEAR	143,312,706	143,991,860	100.5%	30,115	0.0%	(679,154)		138,963,346	138,640,057	99.8%
5712 DELINQUENT TAXES	720,164	102,026	14.2%	(288,786)	-40.1%	618,138		400,000,000	471,702	117.9%
5719 OTHER TAX RELATED REVENUE	500,000	1,241,508	248.3%	(7,220)	-1.4%	(741,508)		1,000,000	1,648,166	164.8%
TOTAL TAXES	144,532,870	145,335,394	100.6%	(265,891)	-0.2%	(802,524)		140,363,346	140,759,925	100.3%
5735 SUMMER SCHOOL	50,000	650	1.3%	100	0.2%	49,350		93,125	62,716	67.3%
5738 PARKING FEES	5,000	4,420	88.4%	-	0.0%	980		13,600	10,603	78.0%
5739 OTHER TUITION AND FEES	350,000	284,936	81.4%	(181)	-0.1%	65,064		730,000	397,065	54.4%
5742 INVESTMENT EARNINGS	1,000,000	2,325,443	232.5%	199,422	19.9%	(1,325,443)		2,500,000	4,014,536	160.6%
5743 RENTAL OF FACILITIES	200,000	68,346	34.2%	-	0.0%	131,654		303,000	206,680	68.2%
5744 GIFTS AND BEQUESTS	235,951	216,514	91.8%	35,485	15.0%	19,437		283,996	205,270	72.3%
5745 NET INSURANCE RECOVERY	-	211,736	-	563	-	(211,736)		15,000	26,874	179.2%
5746 TIF TAXES COLLECTED	-	248,209	-	248,209	-	(248,209)		15,097,910	14,235,618	94.3%
5749 MISCELLANEOUS REVENUE	249,184	809,413	324.8%	135,030	54.2%	(560,229)		407,600	920,532	225.8%
5752 ATHLETIC	261,000	218,504	83.7%	(3,546)	-1.4%	42,496		261,000	242,232	92.8%
5755 ACTIVITY FUND RECEIPTS	1,655,822	836,157	50.5%	28,196	1.7%	819,665		2,014,687	1,391,709	69.1%
5766 CONCURRENT ENROLLMENT	25,000	121,000	484.0%	42,000	168.0%	(96,000)		40,000	25,000	62.5%
5767 IRVING SCHOOL FOUNDATION	-	-	-	-	0.0%	(503,539)		-	-	-
5769 REVENUE FROM INTERMEDIATE	150,000	653,539	435.7%	270,464	180.3%	(1,116,910)		11,936,433	11,274,257	94.5%
TOTAL OTHER LOCAL RESOURCES	4,181,957	5,998,867	143.4%	955,743	22.9%	(1,816,910)		33,696,351	33,013,092	98.0%
TOTAL LOCAL RESOURCES	148,714,827	151,334,261	101.8%	689,851	0.5%	(2,619,434)		174,059,697	173,773,017	99.8%
STATE RESOURCES:										
5811 PER CAPITA	7,894,020	9,979,496	126.4%	2,454,111	31.1%	(2,085,476)		14,119,709	15,356,080	108.8%
5812 FOUNDATION ENTITLEMENTS	165,627,056	156,426,334	94.4%	16,989,746	10.3%	9,200,722		140,977,419	143,229,182	101.6%
5819 STATE	-	-	-	-	-	(60,999)		-	345,383	-
5829 TEAM/FOUNDATION REVENUE	-	60,999	-	-	-	(60,999)		140,000	-	0.0%
5831 STATE TRS ON-BEHALF	15,844,793	15,694,576	99.1%	1,350,454	8.5%	150,217		12,834,568	13,583,560	105.8%
TOTAL STATE RESOURCES	189,365,869	182,161,405	96.2%	20,794,311	11.0%	7,204,464		168,071,696	172,514,205	102.6%
FEDERAL RESOURCES:										
5929 FEDERAL REVENUE-TEA DISTR.	350,000	619,302	176.9%	141,959	40.6%	(269,302)		372,000	568,395	152.8%
5931 SHARS REIMBURSEMENT	3,800,000	2,736,784	72.0%	9,390	0.2%	1,063,216		4,500,000	8,209,108	182.4%
5946 BABS SUBSIDY	734,608	193,252	26.3%	-	0.0%	541,356		786,518	737,754	93.8%
5949 ROTC	250,000	297,702	119.1%	6,164	2.5%	(47,702)		307,000	256,202	83.5%
TOTAL FEDERAL RESOURCES	5,134,608	3,847,041	74.9%	157,513	3.1%	1,287,567		5,965,518	9,771,459	163.8%
OTHER SOURCES:										
7912 SALE OF FIXED ASSETS	-	33,128	-	-	-	(33,128)		50,000	123,016	246.0%
7915 INTERFUND TRANSFERS IN	-	-	-	-	-	-		388,757	705,933	181.6%
7918 SPECIAL ITEMS	-	-	-	-	-	-		-	-	-
7919 EXTRAORDINARY ITEMS	-	-	-	-	-	-		-	-	-
TOTAL OTHER REVENUE SOURCES	-	33,128	-	-	-	(33,128)		438,757	828,948	188.9%
TOTAL GENERAL OPERATING REVENUE:	343,215,304	337,375,835	98.3%	21,641,675	6.3%	5,839,470		348,535,668	356,887,630	102.4%

IRVING INDEPENDENT SCHOOL DISTRICT
COMPARISON OF GENERAL OPERATING BUDGET & ACTUAL
August 31, 2020

	CURRENT YEAR				PRIOR YEAR		%YTD	
	09/01/2019 to 08/31/2020		08/20		09/01/2018 to 08/31/2019			
	BUDGET	ACTUAL	%YTD	MTD	ACTUAL	BUDGET		
EXPENDITURES								
11 INSTRUCTION:								
6100 PAYROLL	186,412,770	176,296,311	94.6%	14,621,151	7.8%	174,926,902	171,821,495	98.2%
6200 CONTRACTED SERVICES	1,902,401	1,583,839	83.3%	222,149	11.7%	2,317,450	2,071,312	89.4%
6300 SUPPLIES	14,555,962	10,025,492	68.9%	3,500,640	24.0%	7,727,578	6,334,030	82.0%
6400 OTHER EXPENSE	2,449,699	1,559,372	63.7%	54,048	2.2%	2,811,168	2,208,487	78.6%
6600 CAPITAL OUTLAY	55,951	28,720	51.3%	2,400	4.3%	195,492	180,802	92.5%
TOTAL INSTRUCTION	205,376,783	189,493,734.32	92.3%	18,400,388	9.0%	187,978,591	182,616,126	97.1%
12 LIBRARY:								
6100 PAYROLL	4,801,327	4,532,382	94.4%	385,935	7.6%	4,594,575	4,044,568	88.0%
6200 CONTRACTED SERVICES	48,564	35,289	72.7%	2,660	5.5%	35,342	32,317	91.4%
6300 SUPPLIES	1,254,928	835,797	66.6%	84,727	6.8%	1,104,888	959,230	86.8%
6400 OTHER EXPENSE	36,543	17,922	49.0%	139	0.4%	51,626	40,498	78.4%
6600 CAPITAL OUTLAY	-	-	-	-	-	-	-	-
TOTAL LIBRARY	6,141,362	5,421,389	88.3%	453,460	7.4%	5,786,431	5,076,612	87.7%
13 STAFF DEVELOPMENT:								
6100 PAYROLL	3,699,068	3,353,428	90.7%	345,532	9.3%	4,562,276	3,728,650	81.7%
6200 CONTRACTED SERVICES	873,804	787,319	90.1%	324,551	37.1%	86,485	280,038	78.5%
6300 SUPPLIES	1,229,598	1,189,275	96.7%	108,275	8.8%	284,782	247,661	87.0%
6400 OTHER EXPENSE	856,751	678,369	79.2%	100,392	11.7%	597,493	537,809	90.0%
6600 CAPITAL OUTLAY	-	-	-	-	-	-	-	-
TOTAL STAFF DEVELOPMENT	6,659,221	6,008,390	90.2%	878,750	13.2%	5,801,333	4,794,159	82.6%
21 INSTRUCTIONAL ADMINISTRATION:								
6100 PAYROLL	5,203,591	5,078,253	97.6%	448,734	8.6%	4,632,435	4,285,074	92.5%
6200 CONTRACTED SERVICES	343,575	279,528	81.4%	58,827	17.1%	201,629	194,284	96.4%
6300 SUPPLIES	422,813	320,783	75.9%	49,734	11.8%	359,911	322,215	89.5%
6400 OTHER EXPENSE	263,378	176,802	67.1%	15,679	6.0%	274,667	237,567	86.5%
6600 CAPITAL OUTLAY	500	-	0.0%	-	0.0%	-	-	-
TOTAL INSTRUCTIONAL ADMINISTRATION	6,233,857	5,855,366	93.9%	572,974	9.2%	5,468,642	5,039,140	92.1%
23 SCHOOL ADMINISTRATION:								
6100 PAYROLL	20,963,049	19,742,232	94.2%	1,649,861	7.9%	20,272,509	19,225,564	94.8%
6200 CONTRACTED SERVICES	109,174	84,905	77.8%	2,927	2.7%	92,735	85,562	92.3%
6300 SUPPLIES	431,120	307,720	71.4%	97,254	22.6%	290,955	239,693	82.4%
6400 OTHER EXPENSE	383,276	262,947	68.6%	64,920	16.9%	432,953	370,753	85.6%
6600 CAPITAL OUTLAY	13,519	13,499	99.9%	13,499	99.9%	6,245	6,245	100.0%
TOTAL SCHOOL ADMINISTRATION	21,900,138	20,411,304	93.2%	1,828,461	8.3%	21,095,396	19,927,818	94.5%

IRVING INDEPENDENT SCHOOL DISTRICT
COMPARISON OF GENERAL OPERATING BUDGET & ACTUAL
August 31, 2020

	CURRENT YEAR				PRIOR YEAR		%YTD
	09/01/2019 to 08/31/2020		08/20	(OVER) UNDER	09/01/2018 to 08/31/2019		
	BUDGET	ACTUAL	%YTD	%MTD	ACTUAL	%YTD	
31 COUNSELING SERVICES:							
6100 PAYROLL	14,746,717	14,348,692	97.3%	1,235,935	398,025	13,437,053	97.1%
6200 CONTRACTED SERVICES	1,120,986	766,073	68.3%	692	354,912	944,369	71.9%
6300 SUPPLIES	515,009	486,964	94.6%	80,894	28,045	98,389	76.7%
6400 OTHER EXPENSE	91,461	64,686	70.7%	5,495	26,775	65,732	86.1%
6600 CAPITAL OUTLAY	-	-	-	-	-	-	-
TOTAL COUNSELING SERVICES	16,474,173	15,666,415	95.1%	1,323,016	807,757	14,955,513	94.6%
32 ATTENDANCE SERVICES:							
6100 PAYROLL	1,611,844	1,285,829	79.8%	108,103	326,015	1,443,785	88.5%
6200 CONTRACTED SERVICES	-	4,500	-	375	(4,500)	700	722.4%
6300 SUPPLIES	-	-	-	-	-	-	-
6400 OTHER EXPENSE	7,346	3,387	46.1%	114	3,959	5,369	95.3%
6600 CAPITAL OUTLAY	1,619,190	1,293,716	79.9%	108,592	325,474	1,637,945	88.8%
TOTAL ATTENDANCE SERVICES	3,238,380	2,583,132	79.8%	216,812	628,054	2,465,078	76.1%
33 HEALTH SERVICES:							
6100 PAYROLL	3,522,099	3,241,389	92.0%	265,218	280,710	2,825,604	87.8%
6200 CONTRACTED SERVICES	5,478	5,138	93.8%	2,354	340	6,693	100.6%
6300 SUPPLIES	137,795	132,062	95.8%	12,678	5,734	97,536	98.8%
6400 OTHER EXPENSE	4,291	3,581	83.5%	-	710	4,602	100.0%
6600 CAPITAL OUTLAY	-	-	-	-	-	-	-
6600 OTHER EXPENSE	-	-	-	-	-	-	-
TOTAL HEALTH SERVICES	3,669,664	3,382,170	92.2%	280,250	287,494	2,933,268	88.2%
34 PUPIL TRANSPORTATION:							
6100 PAYROLL	-	9,707	-	9,707	(9,707)	-	-
6200 CONTRACTED SERVICES	10,298,596	6,524,119	63.3%	14,754	3,774,477	11,025,465	81.0%
6300 SUPPLIES	801,943	418,516	52.2%	6,069	383,427	1,050,891	96.9%
6400 OTHER EXPENSE	163,397	119,082	72.9%	-	44,315	143,280	61.5%
6600 CAPITAL OUTLAY	1,100,000	1,051,025	95.5%	-	48,975	2,800,870	100.0%
6600 OTHER EXPENSE	-	-	-	-	-	-	-
TOTAL PUPIL TRANSPORTATION	12,363,936	8,122,448	65.7%	30,530	4,241,488	15,020,506	85.5%
35 FOOD SERVICE:							
6100 PAYROLL	658,789	492,755	74.8%	23,204	166,034	570,002	69.9%
6300 SUPPLIES	31,000	-	0.0%	-	31,000	1,600	0.0%
6400 OTHER EXPENSE	220,000	-	0.0%	-	220,000	34,955	78.4%
6600 CAPITAL OUTLAY	-	-	-	-	-	-	-
TOTAL FOOD SERVICE	909,789	492,755	54.2%	23,204	417,034	606,557	70.2%
36 EXTRA-CURRICULAR ACTIVITIES:							
6100 PAYROLL	4,626,237	3,861,320	83.5%	302,252	764,917	4,076,601	94.1%
6200 CONTRACTED SERVICES	362,900	346,667	95.5%	33,028	16,233	472,058	98.6%
6300 SUPPLIES	621,509	528,140	85.0%	139,710	93,369	893,079	83.2%
6400 OTHER EXPENSE	1,515,955	1,180,894	77.9%	177,923	335,061	1,308,332	87.3%
6600 CAPITAL OUTLAY	38,439	31,014	80.7%	-	7,425	25,690	100.0%
6600 OTHER EXPENSE	-	-	-	-	-	-	-
TOTAL EXTRA-CURRICULAR ACTIVITIES	7,165,041	5,948,035	83.0%	652,913	1,217,005	6,775,761	91.7%

IRVING INDEPENDENT SCHOOL DISTRICT
COMPARISON OF GENERAL OPERATING BUDGET & ACTUAL
August 31, 2020

	CURRENT YEAR				PRIOR YEAR	
	09/01/2019 to 08/31/2020		08/20 MTD	(OVER) UNDER	08/01/2018 to 08/31/2019	
	BUDGET	ACTUAL	%YTD	%MTD	YTD BUDGET	YTD ACTUAL
41 GENERAL ADMINISTRATION:						
6100 PAYROLL	6,753,501	6,465,640	95.7%	8.3%	287,861	5,859,043
6200 CONTRACTED SERVICES	1,280,363	785,220	61.3%	6.9%	495,143	640,274
6300 SUPPLIES	857,089	324,890	37.9%	6.6%	532,198	341,845
6400 OTHER EXPENSE	778,240	570,210	73.3%	7.8%	208,030	521,574
6600 CAPITAL OUTLAY	24,886	14,639	-2.9%	-2.9%	10,247	17,116
TOTAL GENERAL ADMINISTRATION	9,684,079	8,160,599	84.2%	7.9%	1,533,480	7,362,736
					BUDGET	ACTUAL
						%YTD
						%YTD
51 MAINTENANCE:						
6100 PAYROLL	14,640,079	13,647,560	93.2%	8.8%	992,519	13,287,285
6200 CONTRACTED SERVICES	9,362,100	7,321,088	78.2%	11.1%	2,041,012	6,701,285
6300 SUPPLIES	2,800,721	2,528,939	90.3%	17.4%	271,782	2,670,114
6400 OTHER EXPENSE	1,151,562	1,092,865	94.9%	-3.5%	58,697	1,188,147
6600 CAPITAL OUTLAY	197,951	138,299	69.9%	18.4%	59,653	419,694
TOTAL MAINTENANCE	28,152,413	24,728,750	87.8%	10.0%	3,423,663	24,266,526
					BUDGET	ACTUAL
						%YTD
						%YTD
52 SECURITY:						
6100 PAYROLL	2,510,206	1,966,901	78.4%	3.6%	543,305	1,941,628
6200 CONTRACTED SERVICES	1,984,358	1,785,681	90.0%	0.2%	198,676	1,769,285
6300 SUPPLIES	217,924	202,230	92.8%	28.9%	15,694	255,989
6400 OTHER EXPENSE	15,892	11,914	76.4%	0.0%	3,678	20,761
6600 CAPITAL OUTLAY	36,400	34,715	95.4%	0.0%	1,685	53,180
TOTAL SECURITY	4,764,480	4,001,443	84.0%	3.3%	783,037	4,040,843
					BUDGET	ACTUAL
						%YTD
						%YTD
53 DATA PROCESSING:						
6100 PAYROLL	2,643,955	2,303,397	87.1%	7.3%	340,558	2,112,339
6200 CONTRACTED SERVICES	2,204,067	1,931,382	87.6%	3.6%	272,685	1,923,865
6300 SUPPLIES	4,311,246	4,184,306	97.1%	14.8%	126,940	2,829,737
6400 OTHER EXPENSE	48,101	13,699	28.5%	4.2%	34,402	30,268
6600 CAPITAL OUTLAY	1,646,751	1,496,751	90.9%	0.9%	150,000	24,817
TOTAL DATA PROCESSING	10,854,121	9,929,536	91.5%	8.6%	924,585	6,921,028
					BUDGET	ACTUAL
						%YTD
						%YTD
61 COMMUNITY SERVICES:						
6100 PAYROLL	520,511	344,492	66.2%	5.4%	176,020	347,886
6200 CONTRACTED SERVICES	362,966	291,334	80.3%	1.0%	71,632	64,941
6300 SUPPLIES	72,245	28,414	39.3%	5.2%	43,831	44,730
6400 OTHER EXPENSE	117,466	71,143	60.6%	0.5%	46,324	66,937
6600 CAPITAL OUTLAY	-	-	-	-	-	-
TOTAL COMMUNITY SERVICES	1,073,189	735,382	68.5%	3.4%	337,807	524,493
					BUDGET	ACTUAL
						%YTD
						%YTD

NO

IRVING INDEPENDENT SCHOOL DISTRICT
COMPARISON OF FOOD SERVICE BUDGET & ACTUAL
August 31, 2020

	CURRENT YEAR				PRIOR YEAR	
	09/01/2019 to		06/20		09/01/2018 to	
	BUDGET	ACTUAL	%YTD	MTD	BUDGET	%YTD
REVENUE:						
LOCAL RESOURCES:						
5742 INVESTMENT EARNINGS	250,000	300,874	120.3%	7,013	2,000	396,050
5749 MISCELLANEOUS REVENUE	0.00	57,295	0.0%	-	-	18,968
5751 FOOD SERVICES	2,700,000	1,175,220	43.5%	1,466	2,700,000	2,640,248
5755 ACTIVITY FUND RECEIPTS	150,000	-	0.0%	-	160,000	-
TOTAL LOCAL RESOURCES	3,100,000	1,533,390	49.5%	8,479	2,862,000	3,055,256
STATE RESOURCES:						
5829 TEANON-FOUNDATION REVENUE	120,000	101,455	84.5%	-	120,000	108,021
5838 STATE REVENUE TEXAS GRANTS	-	-	0.0%	-	-	-
TOTAL STATE RESOURCES	120,000	101,455	84.5%	-	120,000	108,021
FEDERAL RESOURCES:						
5921 SCHOOL BREAKFAST PROGRAM	5,500,000	5,224,588	95.0%	118,108	5,100,000	5,574,243
5922 NATIONAL SCHOOL LUNCH PROGRAM	14,410,193	9,927,408	68.9%	187,692	13,635,895	11,874,747
5923 USDA DONATED COMMODITIES	1,300,000	1,822,983	117.2%	-	1,300,000	1,491,646
5938 SUMMER FEEDING PROGRAM	-	2,098,274	-	355,027	-	-
5939 CACFP SUPPER PROGRAM	200,000	558,298	278.1%	-	40,000	377,155
TOTAL FEDERAL RESOURCES	21,410,193	19,329,531	90.3%	660,828	20,075,895	19,317,791
TOTAL FOOD SERVICE REVENUE:	24,630,193	20,964,376	85.1%	669,306	23,057,895	22,481,068
EXPENDITURES:						
35 FOOD SERVICE:						
6100 PAYROLL	9,288,746	8,904,398	95.9%	319,420	8,672,218	8,122,535
6200 CONTRACTED SERVICES	532,290	180,269	33.9%	23,877	565,268	452,820
6300 SUPPLIES	13,757,203	10,852,962	78.9%	2,272,823	13,680,992	11,112,094
6400 OTHER EXPENSE	158,684	88,098	56.2%	26,374	103,200	66,489
6600 CAPITAL OUTLAY	241,900	101,647	42.0%	-	174,973	143,953
FOOD SERVICE EXPENDITURES	23,977,803	20,127,374	83.9%	2,642,494	23,196,641	19,897,990
36 EXTRA-CURRICULAR ACTIVITIES:						
6100 PAYROLL	-	-	-	-	186,465	6,042
6200 CONTRACTED SERVICES	-	-	-	-	-	-
6300 SUPPLIES	11,600	1,421	12.2%	-	5,000	2,710
6400 OTHER EXPENSE	-	-	-	-	2,000	-
EXTRA-CURRICULAR ACTIVITIES	11,600	1,421	12.2%	-	193,465	8,753
51 MAINTENANCE:						
6100 PAYROLL	249,024	78,996	31.7%	5,933	100,000	211,122
6200 CONTRACTED SERVICES	400,976	409,854	102.2%	409,854	550,000	492,743
MAINTENANCE EXPENDITURES	650,000	488,850	75.2%	415,787	650,000	693,864
81 FACILITIES:						
6200 CONTRACTED SERVICES	3,753,613	2,890,657	77.0%	2,148,708	3,584,000	3,062,375
6600 CAPITAL OUTLAY	-	-	-	-	3,584,000	3,063,873
FACILITIES EXPENDITURES	3,753,613	2,890,657	77.0%	2,148,708	3,584,000	3,063,873
89 OTHER USES:						
8911 INTERFUND TRANSFERS OUT	-	-	-	-	-	-
TOTAL 6000 EXPENDITURES:	28,393,016	23,508,302	82.8%	5,206,990	27,824,106	23,664,580
EXCESS (DEFICIENCY) REVENUE OVER EXPENDITURES:	(3,762,823)	(2,543,926)		(4,537,694)	(4,566,211)	(1,183,512)
BEGINNING FUND BALANCE:	5,469,225	5,469,225			4,506,339	4,506,339
ENDING FUND BALANCE:	1,706,402	2,925,299			(59,872)	3,322,828

IRVING INDEPENDENT SCHOOL DISTRICT
COMPARISON OF DEBT SERVICE BUDGET & ACTUAL
August 31, 2020

	CURRENT YEAR				PRIOR YEAR			
	09/01/2019 to		08/20	(OVER) UNDER	09/01/2018 to			
	BUDGET	%YTD	MTD		YTD	%YTD		
REVENUE:								
LOCAL RESOURCES:								
5711 TAXES CURRENT YEAR	36,359,978	38,281,566	105.3%	8,006	(1,921,588)	27,448,230	27,384,363	99.8%
5712 DELINQUENT TAXES	367,272	73,211	19.9%	(34,498)	294,062	(50,000)	146,909	-293.8%
5719 OTHER TAX RELATED REVENUE	100,000	231,274	231.3%	9,747	(131,274)	250,000	239,866	95.9%
TOTAL TAXES	36,827,250	38,586,050	104.8%	(16,745)	(1,758,800)	27,648,230	27,771,138	100.4%
5742 INVESTMENT EARNINGS	100,000	206,474	206.5%	3,170	(106,474)	200,000	308,393	154.2%
TOTAL LOCAL RESOURCES	36,927,250	38,792,524	105.1%	(13,575)	(1,865,274)	27,848,230	28,079,532	100.8%
STATE RESOURCES (EDA):								
5929 TEA/NON-FOUNDATION REVENUE	-	1,075,564	--	-	(1,075,564)	1,393,793	2,361,280	169.4%
TOTAL STATE RESOURCES	-	1,075,564	--	-	(1,075,564)	1,393,793	2,361,280	169.4%
OTHER SOURCES:								
7911 SALE OF BONDS	42,020,000	42,020,000	100.0%	-	-	-	-	--
7915 INTERFUND TRANSFERS IN	5,000,000	5,000,000	100.0%	-	-	26,968,496	26,968,496	100.0%
7916 PREMIUM (DISCOUNT) BONDS PAY	2,152,914	2,152,914	100.0%	-	-	-	-	--
TOTAL OTHER SOURCES	49,172,914	49,172,914	100.0%	-	-	26,968,496	26,968,496	100.0%
TOTAL REVENUE:	86,100,164	89,041,003	103.4%	(13,575)	(2,940,838)	56,210,519	57,409,308	102.1%
EXPENDITURES:								
71 DEBT SERVICE:								
6500 DEBT SERVICE FEES	52,004,682	46,998,681	90.4%	7,693,175	5,006,001	46,874,470	46,589,020	99.4%
DEBT SERVICE EXPENDITURES	52,004,682	46,998,681	90.4%	7,693,175	5,006,001	46,874,470	46,589,020	99.4%
OTHER USES:								
8949 REFUNDING BONDS	43,774,533	43,774,533	0.0%	-	-	-	-	--
TOTAL OTHER USES	43,774,533	43,774,533	0.0%	-	-	-	-	--
TOTAL EXPENDITURES:	95,779,215	90,773,213	94.8%	7,693,175	5,006,001	46,874,470	46,589,020	99.4%
EXCESS (DEFICIENCY)								
REVENUE OVER EXPENDITURES:	(9,679,050)	(1,732,211)		(7,706,750)		9,336,049	10,820,288	
BEGINNING FUND BALANCE:	16,572,259	16,572,259				7,199,975	7,199,975	
ENDING FUND BALANCE:	6,893,209	14,840,048				16,536,024	18,020,262	

IRVING INDEPENDENT SCHOOL DISTRICT
COMBINED STATEMENT OF REVENUE, EXPENDITURES, AND CHANGES IN FUND BALANCES
 ALL GOVERNMENTAL FUND TYPES
 09/01/2019-08/31/2020

DATA CONTROL CODES	REVENUE:	GOVERNMENTAL FUND TYPES			
		100-199	200-499	500-599	600-699
		GENERAL	SPECIAL REVENUE EXCLUDING FOOD SERVICE	DEBT SERVICE	CAPITAL PROJECTS
5700	Local and Intermediate Sources	\$ 151,334,261	\$ 594,534	\$ 38,792,524	\$ -
5800	State Program Revenues	182,161,405	3,014,212	1,075,564	-
5900	Federal Program Revenues	3,847,041	19,434,900	-	-
5020	Total Revenue:	\$ 337,342,707	23,043,646	39,868,088	-
	EXPENDITURES:				
0010	Instruction and Instructional-Related Services	200,923,514	18,639,984	-	(162,051)
0020	Instructional and School Leadership	26,266,670	830,075	-	-
0030	Support Services - Student (Pupil)	34,905,541	1,509,338	-	-
0040	Administrative Support Services	8,160,599	52,635	-	-
0050	Support Services - Nonstudent Based	38,659,729	420,965	-	230,245
0060	Community Services	735,382	1,726,446	-	-
0070	Debt Service	-	46,998,681	-	-
0080	Capital Outlay	2,555,378	-	-	4,259,485
0090	Intergovernmental Charges/LJAEP/TIF	875,588	-	-	-
6030	Total Expenditures:	313,082,401	23,179,443	46,998,681	4,327,860
	EXCESS (DEFICIENCY) REVENUE OVER (UNDER) EXPENDITURES:	24,260,306	(135,798)	(7,130,593)	(4,327,680)
7900	OTHER FINANCING SOURCES:				
	Proceeds from Sale of Fixed Assets	33,128	-	-	-
	Proceeds from Sale of Bonds	-	-	42,020,000	-
	Premium (Discount) Bonds Payable	-	-	2,152,914	-
	Interfund Transfers In	-	-	5,000,000	1,650,000
7020	Total Other Financing Sources:	33,128	-	49,172,914	1,650,000
8900	OTHER FINANCING USES:				
	Refunding Bonds	-	-	43,774,533	-
	Interfund Transfers Out	6,650,000	-	-	-
8030	Total Other Financing Uses:	6,650,000	-	43,774,533	-
	TOTAL OTHER FINANCING SOURCES AND (USES):	(6,616,873)	-	5,398,382	1,650,000
1200	EXCESS (DEFICIENCY) REVENUE AND OTHER FINANCING SOURCES OVER (UNDER) EXPENDITURES AND OTHER FINANCING USES:	17,643,434	(135,798)	(1,732,211)	(2,677,680)
0100	FUND BALANCE - September 1 (Beginning):	105,124,114	8,725,409	16,572,259	9,661,547
3000	FUND BALANCE (DEFICIT) - (Ending):	\$ 122,767,548	\$ 8,590,611	\$ 14,840,048	\$ 6,983,867

**IRVING INDEPENDENT SCHOOL DISTRICT
COMBINED STATEMENT OF REVENUE, EXPENDITURES, AND CHANGES IN FUND BALANCES
ALL GOVERNMENTAL FUND TYPES
09/01/2018-08/31/2019**

DATA CONTROL CODES	REVENUE:	GOVERNMENTAL FUND TYPES			
		100-199 GENERAL	200-499 SPECIAL REVENUE EXCLUDING FOOD SERVICE	500-599 DEBT SERVICE	600-699 CAPITAL PROJECTS
5700	Local and Intermediate Sources	\$ 173,773,017	\$ 556,894	\$ 28,079,532	\$ -
5800	State Program Revenues	172,514,205	7,105,017	2,361,280	-
5900	Federal Program Revenues	9,771,459	18,632,699	-	-
5020	Total Revenue:	\$ 356,058,681	26,294,610	30,440,812	-
	EXPENDITURES:				
0010	Instructional and Instructional-Related Services	192,486,897	22,426,667	-	328,188
0020	Instructional and School Leadership	24,966,958	488,351	-	-
0030	Support Services - Student (Pupil)	38,011,167	1,692,701	-	-
0040	Administrative Support Services	7,362,736	57,939	-	-
0050	Support Services - Nonstudent Based	35,228,395	57,730	-	30,230
0060	Community Services	524,493	1,354,463	-	-
0070	Debt Service	-	-	46,589,020	-
0080	Capital Outlay	7,124,931	-	-	18,088,929
0090	Intergovernmental Charges/JJAEP/TIF	16,016,040	-	-	-
6030	Total Expenditures:	321,721,618	26,077,862	46,589,020	18,447,346
	EXCESS (DEFICIENCY) REVENUE OVER (UNDER) EXPENDITURES:	34,337,063	216,758	(16,148,208)	(18,447,346)
7900	OTHER FINANCING SOURCES:				
	Proceeds from Sale of Fixed Assets	123,016	-	-	-
	Proceeds from Sale of Bonds	705,933	-	-	-
	Premium (Discount) Bonds Payable	-	-	-	-
	Operating Transfers In	-	-	-	7,666,000
	Special Items	-	-	-	-
	Extraordinary Items	-	-	-	-
7020	Total Other Financing Sources:	828,949	-	-	7,666,000
8800	OTHER FINANCING USES:				
	Refunding Bonds	-	-	-	-
	Operating Transfers Out	34,843,028	-	-	705,933
8030	Total Other Financing Uses:	34,843,028	-	-	705,933
	TOTAL OTHER FINANCING SOURCES AND (USES):	(34,014,080)	-	-	6,960,067
1200	EXCESS (DEFICIENCY) REVENUE AND OTHER FINANCING SOURCES OVER (UNDER) EXPENDITURES AND OTHER FINANCING USES:	322,984	216,758	(16,148,208)	(11,487,279)
0100	FUND BALANCE - September 1 (Beginning):	85,878,152	4,294,210	7,199,975	6,750,276
3000	FUND BALANCE (DEFICIT) - (Ending):	\$ 86,201,136	\$ 4,510,968	\$ (8,948,234)	\$ (4,737,003)

IRVING INDEPENDENT SCHOOL DISTRICT
COMPARISON OF INTERNAL SERVICE FUNDS BUDGET & ACTUAL
August 31, 2020

	CURRENT YEAR				PRIOR YEAR			
	09/01/2019 to 08/31/2020 YTD	08/20 MTD	%YTD	(OVER) UNDER YTD BUDGET	08/01/2018 to 08/31/2019 YTD	BUDGET	ACTUAL	%YTD
REVENUE:								
LOCAL RESOURCES:								
5742 INVESTMENT EARNINGS	1,000	28,411	284.11%	27,411	1,000	50,493	5049.3%	
5749 MISCELLANEOUS REVENUE	435,647	290,435	66.5%	(145,212)	435,647	427,464	98.1%	
5751 FOOD SERVICES	1,056,000	1,330,148	126.0%	(274,148)	8,500	8,974	105.6%	
5755 INTERFUND TRANSACTIONS	250	-	0.0%	250	1,011,000	1,315,260	130.1%	
5755 ACTIVITY FUND RECEIPTS	-	-	0.0%	-	332,014	228,185	68.1%	
5789 REVENUE FROM INTERMEDIATE	-	-	-	-	-	208,532	-	
TOTAL LOCAL RESOURCES	1,492,897	1,856,984	111.0%	(363,887)	1,788,161	2,236,909	125.1%	
OTHER SOURCES:								
7915 INTERFUND TRANSFER IN	-	-	-	-	-	-	-	
TOTAL OTHER SOURCES	-	-	0.0%	-	-	-	0.0%	
TOTAL INTERNAL SERVICE FUNDS REVENUE:	1,492,897	1,856,984	111.0%	(363,887)	1,788,161	2,236,909	125.1%	
EXPENDITURES:								
13 STAFF DEVELOPMENT:								
6300 SUPPLIES	-	-	-	-	-	-	-	
TOTAL STAFF DEVELOPMENT	-	-	-	-	-	-	-	
21 INSTRUCTIONAL ADMINISTRATION:								
6100 PAYROLL	225,387	202,187	89.7%	23,200	225,387	178,796	79.3%	
6200 CONTRACTED SERVICES	-	-	-	-	-	-	-	
6300 SUPPLIES	200,010	264,198	132.1%	(64,188)	202,010	300,961	148.0%	
6400 OTHER EXPENSE	10,500	815	7.8%	9,685	8,764	458	5.2%	
TOTAL INSTRUCTIONAL ADMINISTRATION	435,897	467,200	107.2%	(31,303)	436,161	480,215	110.1%	
38 FOOD SERVICE								
6100 PAYROLL COSTS	-	-	-	-	2,640	-	0.0%	
6200 CONTRACTED SERVICES	-	-	-	-	-	-	-	
6300 SUPPLIES	-	-	-	-	-	-	-	
TOTAL EXTRA-CURRICULAR ACTIVITIES:	-	-	-	-	2,640	-	0.0%	
36 EXTRA-CURRICULAR ACTIVITIES:								
6100 PAYROLL	-	-	-	-	160,055	119,023	74.4%	
6200 CONTRACTED SERVICES	-	-	-	-	36,785	6,914	17.6%	
6300 SUPPLIES	-	-	-	-	137,540	135,357	98.4%	
6400 OTHER OPERATING COST	-	-	-	-	1,000	12	1.2%	
TOTAL EXTRA-CURRICULAR ACTIVITIES:	-	-	-	-	337,360	261,306	77.5%	
41 GENERAL ADMINISTRATION:								
6100 PAYROLL	177,270	166,805	94.1%	10,465	177,270	184,367	104.0%	
6200 CONTRACTED SERVICES	189,667	190,473	79.3%	39,194	172,972	163,788	94.7%	
6300 SUPPLIES	90,068	43,900	48.7%	(46,168)	57,721	15,203	26.3%	
6400 OTHER EXPENSE	1,591,220	840,542	52.8%	(750,678)	1,594,505	823,456	51.6%	
TOTAL GENERAL ADMINISTRATION	2,048,225	1,201,721	58.7%	(846,504)	2,002,368	1,186,814	59.3%	
8911 INTERFUND TRANSFERS OUT								
TOTAL OTHER USES	-	-	-	-	-	-	-	
51 MAINTENANCE:								
6100 PAYROLL	-	-	-	-	-	-	-	
6200 CONTRACTED SERVICES	-	-	-	-	-	-	-	
6300 SUPPLIES	-	-	-	-	640	640	100.0%	
6400 OTHER OPERATING COST	38,143	37,970	99.5%	173	38,900	35,969	93.8%	
TOTAL EXTRA-CURRICULAR ACTIVITIES:	38,143	37,970	-	173	39,000	36,639	-	
TOTAL 6000 EXPENDITURES:	2,522,265	1,708,882	67.7%	(813,383)	2,817,529	1,964,974	69.7%	
NET INCOME (LOSS)	(1,029,368)	(49,898)	-	(979,470)	(1,029,368)	271,934	-	
BEGINNING FUND BALANCE:	1,148,903	1,148,903	-	1,148,903	1,012,418	1,012,418	-	
ENDING FUND EQUITY BALANCE:	119,535	1,099,005	-	1,099,005	(16,950)	1,284,352	-	

IRVING INDEPENDENT SCHOOL DISTRICT
 COMBINED STATEMENT OF REVENUE, EXPENSES AND
 CHANGES IN FUND NET ASSETS
 INTERNAL SERVICE FUNDS
 09/01/2019-08/31/2020

	FOOD SERVICE VENDING 712	WORKERS COMPENSATION 771	UNEMPLOYMENT 772	SCIENCE REFURBISHMENT 774	PRINTSHOP SERVICE CENTER 775	TOTAL PROPRIETARY FUNDS 700-799
OPERATING REVENUE						
5700 Charges for Services	\$ -	\$ 1,235,744	\$ 11,226	\$ 293,519	\$ 88,094	\$ 1,628,583
5020 Total Operating Revenue	-	1,235,744	11,226	293,519	88,094	1,628,583
OPERATING EXPENSES						
6100 Payroll Costs	-	125,439	41,366	202,187	111,544	368,993
6200 Professional/Contracted Services	-	31,929	7,000	-	10,532	150,473
6300 Supplies and Materials	-	33,368	-	264,198	815	308,098
6400 Claims, Admin, & Other Expenses	-	841,251	37,262	467,200	122,076	879,328
6030 Total Operating Expenses	-	1,031,987	85,628	(173,681)	(33,982)	1,706,892
Operating Income (Loss)	-	203,757	(74,402)	-	-	(78,309)
NON-OPERATING REVENUE						
5742 Interest Income	-	28,411	-	-	-	28,411
OTHER SOURCES						
7900 Interfund Transfers In	-	-	-	-	-	-
CHANGE IN NET ASSETS	\$ -	\$ 232,168	\$ (74,402)	\$ (173,681)	\$ (33,982)	\$ (49,898)
0100 Total Net Assets - September 1 (Beginning)	\$ -	\$ 990,988	\$ 120,024	\$ 22,825	\$ 15,066	\$ 1,148,903
3000 TOTAL NET ASSETS	\$ -	\$ 1,223,156	\$ 45,621	\$ (150,856)	\$ (18,916)	\$ 1,099,005

36

IRVING INDEPENDENT SCHOOL DISTRICT
 COMBINED STATEMENT OF REVENUE, EXPENSES AND
 CHANGES IN FUND NET ASSETS
 INTERNAL SERVICE FUNDS
 09/01/2018-08/31/19

	FOOD SERVICE VENDING 712	WORKERS COMPENSATION 771	UNEMPLOYMENT 772	SCIENCE REFURBISHMENT 774	PRINTSHOP SERVICE CENTER 775	TOTAL PROPRIETARY FUNDS 700-799
OPERATING REVENUE						
5700 Charges for Services	\$ 443,691	\$ 1,186,667	\$ 10,784	\$ 427,464	\$ 117,809	\$ 2,186,414
5020 Total Operating Revenue	443,691	1,186,667	10,784	427,464	117,809	2,186,414
OPERATING EXPENSES						
6100 Payroll Costs	119,023	147,073	37,294	178,796		482,186
6200 Professional/Contracted Services	6,914	40,953			122,835	170,702
6300 Supplies and Materials	135,357	22,169	31	300,961	(6,357)	452,161
6400 Claims, Admin, & Other Expenses	12	817,974	41,481	458		859,925
6030 Total Operating Expenses	261,306	1,028,170	78,806	480,215	116,478	1,964,974
Operating Income (Loss)	182,385	158,498	(68,022)	(52,751)	1,331	221,440
NON-OPERATING REVENUE						
5742 Interest Income	-	50,493	-	-	-	50,493
OTHER SOURCES						
7900 Interfund Transfers In	-	-	-	-	-	-
CHANGE IN NET ASSETS						
0100 Total Net Assets - September 1 (Beginning)	\$ 182,385	\$ 208,991	\$ (68,022)	\$ (52,751)	\$ 1,331	\$ 271,934
3000 TOTAL NET ASSETS	\$ (66,372)	\$ 773,329	\$ 188,046	\$ 75,576	\$ 41,839	\$ 1,012,418
	\$ 116,013	\$ 982,320	\$ 120,024	\$ 22,825	\$ 43,170	\$ 1,284,352

CONSOLIDATED BALANCE SHEET FOR 2020 13 - GO

OBJ	OBJ DESCRIPTION	NET CHANGE FOR PERIOD	ACCOUNT BALANCE
ASSETS			
1111	CASH IN BANK	-48,537.63	9,156,286.57
1151	IMPREST FUNDS	.00	2,534.00
1153	IMPREST CHANGE FUND	-110.00	3,361.00
1170	LEGACY TEXAS MMA	.00	20,711,137.34
1172	CERTIFICATES OF DEPOSIT	.00	15,000,000.00
1175	TEXPOOL	.00	1,022,858.53
1176	TEXSTAR	.00	8,932,425.63
1177	LONE STAR POOL	.00	5,438,448.69
1178	TEXAS CLASS	.00	17,348,565.87
1179	LOGIC	.00	54,058,866.49
1222	PROPERTY TAXES - DELQ-PRIOR YE	.00	6,124,272.00
1231	ALLOWANCE FOR UNCOLLECTABLE TA	.00	-2,522,612.00
1241	DUE FROM STATE	.00	3,229,558.01
1251	ACCRUED INTEREST	.00	165,594.52
1262	DUE FROM SPECIAL REVENUE	.00	1,961,790.00
1263	DUE FROM I & S	.00	318,426.82
1266	DUE FROM INTERNAL SERVICE FUND	.00	2,536.00
1291	RECEIVABLES	.00	1,044,638.74
1295	DUE FROM TRISTAR	.00	2,165.90
1311	INVENTORIES - GENERAL SUPPLIES	.00	386,610.14
1312	INVENTORIES - SCHOOLDUDE	2,221.10	241,718.50
1313	POSTAGE	.00	68,910.60
1411	DEFERRED EXPENDITURES	.00	57,420.00
1493	RETURNED CHECKS	.00	3,249.99
1495	PREPAID EXPENSE	.00	7,743.30
	TOTAL ASSETS	-46,426.53	142,766,508.64
LIABILITIES			
2110	ACTIVE CARD INTEGRATION PAYABL	.00	-861,219.39
2111	ACCOUNTS PAYABLE	-1,047,501.90	-1,046,401.90
2113	TAX REFUNDS/ATTNY'S FEE	.00	-104,826.52
2114	RETAINAGES	.00	-109,871.04
2161	ACCRUED WAGES PAYABLE	.00	-13,768,052.26
2181	DUE TO STATE	.00	-12,809.81
2199	CREDIT CARD SUSPENSION	.00	-50,100.57
2311	DEFERRED REVENUE	.00	-3,609,307.65
2312	DEFERRED REVENUE	.00	-858,482.00
	TOTAL LIABILITIES	-1,047,501.90	-20,421,071.14
FUND BALANCE			
3411	RESERVE FOR INVENTORIES	.00	-638,177.00
3431	RESERVE FOR PREPAID ITEMS	.00	-67,847.00
3441	RESERVE FOR OUTSTANDING ENCUMB	-1,630,054.60	-1,237,676.18
3591	OTHER DESIGNATED FUND BALANCE	.00	-3,024,775.00

CONSOLIDATED BALANCE SHEET FOR 2020 13 - GO

OBJ	OBJ DESCRIPTION	NET CHANGE FOR PERIOD	ACCOUNT BALANCE
FUND BALANCE			
3611	FUND BALANCE BEG-OF-YEAR	-15,603,414.89	-117,376,962.32
3612	BUDGET SURPLUS/DEFICIT	-11,186,365.51	.00
4310	RESERVE FOR ENCUMBRANCES	1,906,924.36	-317.40
4311	RESERVE FOR ENCUMBRANCES	-1,906,924.36	317.40
5010	ESTIMATED REVENUE - CO	-343,215,304.07	.00
5050	REALIZED REVENUE - CO	337,382,617.57	.00
6010	APPROPRIATED EXPENDITURES - CO	354,401,669.58	.00
6050	EXPENDITURES - CO	-319,055,219.65	.00
	TOTAL FUND BALANCE	1,093,928.43	-122,345,437.50
	TOTAL LIABILITIES + FUND BALANCE	46,426.53	-142,766,508.64

** END OF REPORT - Generated by MAHDIA LALEE **

CONSOLIDATED BALANCE SHEET FOR 2020 13 - FS

OBJ	OBJ DESCRIPTION	NET CHANGE FOR PERIOD	ACCOUNT BALANCE
ASSETS			
1111	CASH IN BANK	.00	-23,200,861.30
1151	IMPREST FUNDS	.00	1,000.00
1153	IMPREST CHANGE FUND	.00	1,060.00
1178	TEXAS CLASS	.00	25,991,005.12
1241	DUE FROM STATE	660,826.34	658,256.20
1311	INVENTORIES - GENERAL SUPPLIES	.00	251,465.53
	TOTAL ASSETS	660,826.34	3,701,925.55
LIABILITIES			
2110	ACTIVE CARD INTEGRATION PAYABL	.00	-64,702.80
2111	ACCOUNTS PAYABLE	-965,620.04	-965,620.04
2114	RETAINAGES	.00	-97,799.00
	TOTAL LIABILITIES	-965,620.04	-1,128,121.84
FUND BALANCE			
3411	RESERVE FOR INVENTORIES	.00	-203,880.00
3441	RESERVE FOR OUTSTANDING ENCUMB	.00	9,487.00
3451	RESERVE - FOOD SERVICE	2,134,071.22	-2,379,410.71
3612	BUDGET SURPLUS/DEFICIT	-3,762,822.80	.00
5010	ESTIMATED REVENUE - CO	-24,630,193.00	.00
5050	REALIZED REVENUE - CO	20,303,550.04	.00
6010	APPROPRIATED EXPENDITURES - CO	28,393,015.80	.00
6050	EXPENDITURES - CO	-22,132,827.56	.00
	TOTAL FUND BALANCE	304,793.70	-2,573,803.71
	TOTAL LIABILITIES + FUND BALANCE	-660,826.34	-3,701,925.55

** END OF REPORT - Generated by MAHDIA LALEE **

CONSOLIDATED BALANCE SHEET FOR 2020 13 - DS

OBJ	OBJ DESCRIPTION	NET CHANGE FOR PERIOD	ACCOUNT BALANCE
ASSETS			
1111	CASH IN BANK	.00	-16,727.85
1177	LONE STAR POOL	.00	861,268.29
1178	TEXAS CLASS	.00	13,970,579.89
1222	PROPERTY TAXES - DELQ-PRIOR YE	.00	1,758,291.00
1231	ALLOWANCE FOR UNCOLLECTABLE TA	.00	-893,840.00
1241	DUE FROM STATE	.00	343,353.00
	TOTAL ASSETS	.00	16,022,924.33
LIABILITIES			
2171	DUE TO GENERAL FUND	.00	-318,426.82
2311	DEFERRED REVENUE	.00	-864,451.00
	TOTAL LIABILITIES	.00	-1,182,877.82
FUND BALANCE			
3480	RESTRICTED - LT DEBT RETIREMEN	.00	-5,751,969.66
3611	FUND BALANCE BEG-OF-YEAR	1,732,210.92	-9,088,076.85
3612	BUDGET SURPLUS/DEFICIT	-9,679,050.16	.00
5010	ESTIMATED REVENUE - CO	-86,100,164.45	.00
5050	REALIZED REVENUE - CO	89,041,002.53	.00
6010	APPROPRIATED EXPENDITURES - CO	95,779,214.61	.00
6050	EXPENDITURES - CO	-90,773,213.45	.00
	TOTAL FUND BALANCE	.00	-14,840,046.51
	TOTAL LIABILITIES + FUND BALANCE	.00	-16,022,924.33

** END OF REPORT - Generated by MAHDIA LALEE **



**CONSENT AGENDA
10/26/2020**

TOPIC: Consider Approval of Resolution and Order No. 20-21-03 Authorizing October Amendment to the 2020-2021 Budget

<u>Revenue & Other Resources</u>	<u>Approved Amended Budget</u>	<u>Proposed Amendments</u>	<u>Amended Budget</u>
General Operating Fund	\$339,515,702	1,374,353	\$340,890,055
Food Service Fund	18,362,645	-	\$18,362,645
Debt Service Fund	37,879,608	-	\$37,879,608
Total Revenue & Other Sources	<u>\$395,757,955</u>	<u>\$ 1,374,353</u>	<u>\$ 397,132,308</u>
<u>Appropriations & Other Uses</u>			
General Operating Fund	\$ 342,562,358	\$ 3,177,944	\$345,740,302
Food Service Fund	20,645,145	-	20,645,145
Debt Service Fund	45,579,600	-	45,579,600
Total Appropriations & Other Uses	<u>\$ 408,787,103</u>	<u>\$ 3,177,944</u>	<u>\$411,965,047</u>

SUBMITTED BY: Gary Micinski and Steve Franks

BACKGROUND: In accordance with Texas Education Code Sec. 44.006, "Public funds of the school district may not be spent in any manner other than as provided for in the budget adopted by the board of trustees, but the board may amend a budget or adopt a supplementary emergency budget to cover necessary unforeseen expenses."

ADMINISTRATIVE RECOMMENDATION: The Administration recommends approving Resolution and Order No. 20-21-03 increasing the District's total budgeted revenue to \$397,132,308 and increasing total appropriations to \$411,965,047

RECOMMENDED BOARD MOTION: I move the Board approve Resolution and Order No. 20-21-03.

ATTACHMENTS:

1. Memo from Steve Franks to Gary Micinski
2. Resolution and Order No. 20-21-03

Date: October 26, 2020
 To: Gary Micinski, Chief Financial Officer
 From: Steve Franks, Director of Business Operations
 Subject: October Amendment to the 2020-2021 Budget

General Operating Fund

Total budgeted revenue to increase by \$1,374,353 dollars and total budgeted appropriations and other uses increase by \$3,177,944 which is summarized as follows:

Revenue:

➤ Increases to campus activity funds		
5744 – Gift and Bequests	473,577	
5749 – MISC Revenue	3,220	
5755 – Activity Fund Receipt	897,556	
		\$ 1,374,353

Appropriations:

➤ Increases to campus activity funds (from campus fund balance) to reflect increase in fund balance:		
Function 11 – Instruction	479,095	
Function 12 – Library	269,236	
Function 13 – Staff Development	133,493	
Function 21 – Instructional Administration	2,488	
Function 23 – School Administration	91,238	
Function 32 – attendance	76	
Function 33 – Health Services	56	
Function 36 – Extra-Curricular Activities	415,254	
Function 41 – General Administration	403	
Function 51 – Maintenance	12,739	
Function 52 – Security	10,000	
Function 53 – Data Services	4,964	
Function 61 – Community Services	80,325	
Function 81 – Facilities	48,219	1,547,586
➤ Increases (decreases) to budget for other transfers:		
Function 11 – Instruction	305,826	
Function 12 – Library	(1,943)	
Function 13 – Staff Development	(370,500)	
Function 21 – Instructional Administration	(30,564)	
Function 23 – School Administration	99,434	
Function 31 – Counseling Services	6,491	
Function 32 – attendance	912	
Function 33 – Health Services	2,018	

Function 34 – Transportation	2,610	
Function 36 – Extra-Curricular Activities	(137,356)	
Function 41 – General Administration	9,000	
Function 51 – Maintenance	4,633	
Function 52 – Security	85,623	
Function 61 – Community Services	816	
Function 81 – Facilities	23,000	0
➤ Increases (decreases) to budget for 2020 PO Rollforward		
Function 11 – Instruction	1,053,557	
Function 12 – Library	249,578	
Function 36 – Extra-Curricular Activities	12,368	
Function 41 – General Administration	20,230	
Function 53 – Data Services	294,640	1,630,358
		<u>\$ 3,177,944</u>

Food Service Fund

There were no proposed budget changes to the Food Service Fund.

Debt Service Fund

There were no proposed budget changes to the Debt Service Fund.

AGENDA SHEET

Meeting Date: 10/26/2020

Resolution/Order No.: 20-21-03

Topic: A Resolution of the Board of Trustees of the Irving Independent School District Adopting an Order Approving Amendment to the 2020-2021 Budget, Appropriating Necessary Funds for Certain Transactions or Projects, and Authorizing Other Matters Relating to the Subject.

WHEREAS, the Board of Trustees of the Irving Independent School District heretofore adopted the District's Budget for the 2020-2021 fiscal year which contained estimates of resources and revenues for the year from various sources, and included various capital projects and purchases to be undertaken during the fiscal year, together with the estimated costs thereof; and

WHEREAS, it is now apparent the Budget, as amended, should be amended to properly reflect actual changes in operations, revenues, activities, and projects not earlier foreseen or contemplated; and

WHEREAS, the Administrative Staff of the District has submitted proposed amendments to the 2020-2021 Budget reflecting the funds and sources of revenues to be allocated to and appropriated for the described projects or activities, a true and correct copy being attached hereto and marked Exhibit "A".

NOW, THEREFORE, BE IT RESOLVED BY THE BOARD OF TRUSTEES OF THE IRVING INDEPENDENT SCHOOL DISTRICT THAT THE TRUSTEES ADOPT THE FOLLOWING ORDER THAT:

SECTION 1: The proposed amendments to the Budget for the 2020-2021 fiscal year, as amended, as filed and submitted to the District's Board of Trustees and described in Exhibit "A" hereto, containing estimates of resources and revenues for the year from all of the various sources, and the projects, operations, activities, and purchases proposed to be undertaken during the remainder of the year, together with estimated costs thereof, and estimates amounts of all other proposed expenditures, are hereby approved and adopted.

SECTION 2: A true and correct copy of Exhibit "A" be filed in the minutes of the Board of Trustees with this Resolution and Order.

SECTION 3: There are hereby appropriated from the funds indicated and for such purposes, respectively, such sums of money as may be required for the accomplishment of each of the projects, activities, operations, purchases, or other expenditures described in Exhibit "A" not to exceed for all such payment proposed for any department the total amount of the estimated costs of such projects, operations, activities, purchases, and

other expenditures proposed for such department, the actual expenditures of which to be authorized in accordance with law and policies of the Board of Trustees.

SECTION 4: Should any part, portion, section, or part of a section of this Order or the amended Budget be declared invalid, inoperative, or void for any reason by a court of competent jurisdiction, such decision, opinion, judgment shall in no way affect the remaining portions, parts, sections, or parts of sections of the Order or the amendments to the Budget, which provisions shall be, remain, and continue to be in full force and effect.

IT IS SO RESOLVED.

PASSED, APPROVED AND ENACTED by the Board of Trustees of the Irving Independent School District, Irving, Texas, on 10/26/2020, at a duly constituted meeting for which notice was timely given.

A. D. Jenkins, President
Board of Trustees
Irving Independent School District

ATTEST:

Randy Randle, Secretary
Board of Trustees
Irving Independent School District

IRVING INDEPENDENT SCHOOL DISTRICT
OFFICIAL DISTRICT BUDGET
GENERAL OPERATING FUND
October 2020 BUDGET AMENDMENT

	ORIGINAL BUDGET	PROPOSED AMENDMENTS TO ORIGINAL BUDGET	APPROVED AMENDED BUDGET	PROPOSED AMENDMENTS	NEW AMENDED BUDGET
REVENUE:					
LOCAL RESOURCES:					
5711 TAXES CURRENT YEAR	159,000,000	-	159,000,000	-	159,000,000.00
5712 DELINQUENT TAXES	296,205	-	296,205	-	296,205.00
5719 OTHER TAX RELATED REVENUE	500,000	-	500,000	-	500,000.00
TOTAL TAXES	159,796,205	-	159,796,205	-	159,796,205
OTHER LOCAL REVENUE:					
5735 SUMMER SCHOOL	-	-	-	-	-
5738 PARKING FEES	4,500	-	4,500	-	4,500
5739 OTHER TUITION AND FEES	200,000	-	200,000	-	200,000
5742 INVESTMENT EARNINGS	500,000	-	500,000	-	500,000
5743 RENTAL OF FACILITIES	70,000	-	70,000	-	70,000
5744 GIFTS AND BEQUESTS	150,000	-	150,000	473,577	623,577
5745 NET INSURANCE RECOVERY	200,000	-	200,000	-	200,000
5746 TIF TAXES COLLECTED	-	-	-	-	-
5749 MISCELLANEOUS	250,000	-	250,000	3,220	253,220
5752 ATHLETIC	-	-	-	-	-
5755 ACTIVITY FUND RECEIPTS	1,000,000	-	1,000,000	897,556	1,897,556
5766 CONCURRENT ENROLLMENT	50,000	-	50,000	-	50,000
5767 IRVING SCHOOL FOUNDATION	-	-	-	-	-
5769 REVENUE FROM INTERMEDIATE	200,000	-	200,000	-	200,000
TOTAL OTHER LOCAL RESOURCES	2,624,500	-	2,624,500	1,374,353	3,998,853
TOTAL LOCAL RESOURCES	162,420,705	-	162,420,705	1,374,353	163,795,058
STATE RESOURCES:					
5811 PER CAPITA	14,733,689	-	14,733,689	-	14,733,689
5812 FOUNDATION ENTITLEMENTS	142,109,122	-	142,109,122	-	142,109,122
5819 FOUNDATION SUMMER SCHOOL	-	-	-	-	-
5829 TEA/NON-FOUNDATION REVENUE	-	-	-	-	-
5831 STATE T.R.S. ON BEHALF	15,652,186	-	15,652,186	-	15,652,186
TOTAL STATE RESOURCES	172,494,997	-	172,494,997	-	172,494,997
FEDERAL RESOURCES:					
5929 FEDERAL REVENUE - INDIRECT COST	350,000	-	350,000	-	350,000
5931 SHARS REIMBURSEMENT	4,000,000	-	4,000,000	-	4,000,000
5946 BABS SUBSIDY	-	-	-	-	-
5949 R.O.T.C. REIMBURSEMENT	250,000	-	250,000	-	250,000
TOTAL FEDERAL RESOURCES	4,600,000	-	4,600,000	-	4,600,000
TOTAL REVENUES	339,515,702	-	339,515,702	1,374,353	340,890,055
OTHER SOURCES					
7912 SALE OF FIXED ASSETS	-	-	-	-	-
7915 INTERFUND TRANSFERS IN	-	-	-	-	-
TOTAL OTHER SOURCES	-	-	-	-	-
TOTAL REVENUE AND OTHER SOURCES	339,515,702	-	339,515,702	1,374,353	340,890,055

IRVING INDEPENDENT SCHOOL DISTRICT
OFFICIAL DISTRICT BUDGET
GENERAL OPERATING FUND
October 2020 BUDGET AMENDMENT

	<u>ORIGINAL BUDGET</u>	<u>PROPOSED AMENDMENTS TO ORIGINAL BUDGET</u>	<u>APPROVED AMENDED BUDGET</u>	<u>PROPOSED AMENDMENTS</u>	<u>NEW AMENDED BUDGET</u>
EXPENDITURES:					
11 Instruction	203,084,928	-	203,084,928	1,838,465	204,923,393
12 Library	5,540,206	-	5,540,206	516,871	6,057,077
13 Staff Development	5,892,229	-	5,892,229	(237,006)	5,655,223
21 Instructional Administration	6,453,138	-	6,453,138	(28,076)	6,425,062
23 School Administration	21,026,426	-	21,026,426	190,671	21,217,097
31 Counseling Services	16,450,959	-	16,450,959	6,491	16,457,450
32 Attendance Services	1,349,337	-	1,349,337	988	1,350,325
33 Health Services	3,532,110	-	3,532,110	2,074	3,534,184
34 Pupil Transportation	12,619,862	-	12,619,862	2,610	12,622,472
35 Food Services	733,838	-	733,838	-	733,838
36 Extra-Curricular Activities	6,208,812	-	6,208,812	290,266	6,499,078
41 General Administration	9,664,633	-	9,664,633	29,633	9,694,266
51 Maintenance	30,270,690	-	30,270,690	17,372	30,288,062
52 Security	4,217,236	-	4,217,236	95,623	4,312,859
53 Data Processing	14,004,714	-	14,004,714	299,604	14,304,318
61 Community Services	533,645	-	533,645	81,140	614,785
81 Facilities	164,138	-	164,138	71,219	235,357
95 Payments to JJAEP	190,000	-	190,000	-	190,000
97 Payments to Tax Increment Funds	0	-	0	-	-
99 Intergovernmental Charges	625,457	-	625,457	-	625,457
TOTAL EXPENDITURES	<u>342,562,358</u>	<u>-</u>	<u>342,562,358</u>	<u>3,177,944</u>	<u>345,740,302</u>
OTHER USES					
8911 Interfund Transfers Out	-	-	-	-	-
TOTAL EXPENDITURES AND OTHER USES	<u>342,562,358</u>	<u>-</u>	<u>342,562,358</u>	<u>3,177,944</u>	<u>345,740,302</u>
EXCESS (DEFICIENCY) REVENUES OVER EXPENDITURES	(3,046,656)	-	(3,046,656)	(1,803,591)	(4,850,247)
EST. BEGINNING FUND BALANCE	<u>97,625,992</u>	<u>-</u>	<u>97,625,992</u>	<u>-</u>	<u>97,625,992</u>
ENDING FUND BALANCE	<u>94,579,336</u>	<u>-</u>	<u>94,579,336</u>	<u>(1,803,591)</u>	<u>92,775,745</u>

IRVING INDEPENDENT SCHOOL DISTRICT
OFFICIAL DISTRICT BUDGET
FOOD SERVICE
October 2020 BUDGET AMENDMENT

	<u>ORIGINAL BUDGET</u>	<u>APPROVED AMENDMENTS</u>	<u>APPROVED AMENDED BUDGET</u>	<u>PROPOSED AMENDMENTS</u>	<u>NEW AMENDED BUDGET</u>
REVENUE:					
LOCAL RESOURCES:					
5742 INVESTMENT EARNINGS	10,000	-	10,000	-	10,000
5751 FOOD SERVICES	2,025,000	-	2,025,000	-	2,025,000
5755 ACTIVITY FUND RECEIPTS	150,000	-	150,000	-	150,000
TOTAL LOCAL RESOURCES	<u>2,185,000</u>	<u>-</u>	<u>2,185,000</u>	<u>-</u>	<u>2,185,000</u>
STATE RESOURCES:					
5829 STATE MATCH - FOOD SERVICE	120,000	-	120,000	-	120,000.00
TOTAL STATE RESOURCES	<u>120,000</u>	<u>-</u>	<u>120,000</u>	<u>-</u>	<u>120,000</u>
FEDERAL RESOURCES:					
5921 SCHOOL BREAKFAST PROGRAM	4,125,000	-	4,125,000	-	4,125,000
5922 NATIONAL SCHOOL LUNCH PROGRAM	10,807,645	-	10,807,645	-	10,807,645
5923 USDA DONATED COMMODITIES	975,000	-	975,000	-	975,000
5939 SUMMER FEEDING PROGRAM	150,000	-	150,000	-	150,000
TOTAL FEDERAL RESOURCES	<u>16,057,645</u>	<u>-</u>	<u>16,057,645</u>	<u>-</u>	<u>16,057,645</u>
TOTAL REVENUE AND OTHER SOURCES	<u>18,362,645</u>	<u>-</u>	<u>18,362,645</u>	<u>-</u>	<u>18,362,645</u>
EXPENDITURES:					
35 Food Services	17,985,145	-	17,985,145	-	17,985,145
36 Extra-Curricular Activities	10,000	-	10,000	-	10,000
51 Maintenance & Operations	650,000	-	650,000	-	650,000
81 Facilities	2,000,000	-	2,000,000	-	2,000,000
TOTAL EXPENDITURES	<u>20,645,145</u>	<u>-</u>	<u>20,645,145</u>	<u>-</u>	<u>20,645,145</u>
OTHER USES					
8911 Interfund Transfers Out	-	-	-	-	-
TOTAL EXPENDITURES AND OTHER USES	<u>20,645,145</u>	<u>-</u>	<u>20,645,145</u>	<u>-</u>	<u>20,645,145</u>
EXCESS (DEFICIENCY) REVENUES OVER EXPENDITURES	(2,282,500)	-	(2,282,500)	-	(2,282,500)
EST. BEGINNING FUND BALANCE	<u>4,769,340</u>	<u>-</u>	<u>4,769,340</u>	<u>-</u>	<u>4,769,340</u>
ENDING FUND BALANCE	<u>2,486,840</u>	<u>-</u>	<u>2,486,840</u>	<u>-</u>	<u>2,486,840</u>

IRVING INDEPENDENT SCHOOL DISTRICT
OFFICIAL DISTRICT BUDGET
DEBT SERVICE
October 2020 BUDGET AMENDMENT

	<u>ORIGINAL BUDGET</u>	<u>APPROVED AMENDMENTS</u>	<u>APPROVED AMENDED BUDGET</u>	<u>PROPOSED AMENDMENTS</u>	<u>NEW AMENDED BUDGET</u>
REVENUE:					
LOCAL RESOURCES:					
5711 TAXES CURRENT YEAR	37,329,600	-	37,329,600	-	37,329,600
5712 DELINQUENT TAXES	-	-	-	-	-
5719 OTHER TAX RELATED REVENUE	-	-	-	-	-
TOTAL TAXES	<u>37,329,600</u>	<u>-</u>	<u>37,329,600</u>	<u>-</u>	<u>37,329,600</u>
OTHER LOCAL REVENUE:					
5742 INVESTMENT EARNINGS	-	-	-	-	-
5799 ISD-TNT ADJUSTMENT	-	-	-	-	-
TOTAL OTHER LOCAL SOURCES	<u>-</u>	<u>-</u>	<u>-</u>	<u>-</u>	<u>-</u>
TOTAL LOCAL RESOURCES	<u>37,329,600</u>	<u>-</u>	<u>37,329,600</u>	<u>-</u>	<u>37,329,600</u>
STATE RESOURCES:					
5829 TEA/NON-FOUNDATION REVENUE	550,008	-	550,008	-	550,008
TOTAL STATE RESOURCES	<u>550,008</u>	<u>-</u>	<u>550,008</u>	<u>-</u>	<u>550,008</u>
TOTAL REVENUES	<u>37,879,608</u>	<u>-</u>	<u>37,879,608</u>	<u>-</u>	<u>37,879,608</u>
OTHER SOURCES :					
7911 SALE OF BONDS	-	-	-	-	-
7915 INTERFUND TRANSFERS IN	-	-	-	-	-
7916 PREMIUM (DISCOUNT) BONDS PAYABLE	-	-	-	-	-
TOTAL OTHER SOURCES	<u>-</u>	<u>-</u>	<u>-</u>	<u>-</u>	<u>-</u>
TOTAL REVENUE AND OTHER SOURCES	<u>37,879,608</u>	<u>-</u>	<u>37,879,608</u>	<u>-</u>	<u>37,879,608</u>
EXPENDITURES:					
71 DEBT SERVICE	45,579,600	-	45,579,600	-	45,579,600
TOTAL EXPENDITURES	<u>45,579,600</u>	<u>-</u>	<u>45,579,600</u>	<u>-</u>	<u>45,579,600</u>
OTHER USES :					
8949 REFUNDING BONDS	-	-	-	-	-
TOTAL EXPENDITURES AND OTHER USES	<u>45,579,600</u>	<u>-</u>	<u>45,579,600</u>	<u>-</u>	<u>45,579,600</u>
EXCESS (DEFICIENCY) REVENUES OVER EXPENDITURES	(7,699,992)	-	(7,699,992)	-	(7,699,992)
EST. BEGINNING FUND BALANCE	<u>10,440,359</u>	<u>-</u>	<u>10,440,359</u>	<u>-</u>	<u>10,440,359</u>
ENDING FUND BALANCE	<u>2,740,367</u>	<u>-</u>	<u>2,740,367</u>	<u>-</u>	<u>2,740,367</u>



CONSENT AGENDA
10/26/2020

TOPIC: Consider Approval of Supplements to Irving ISD Tax Rolls

SUBMITTED BY: Cher Elzy

BACKGROUND: The Board approved the Tax Roll on August 24, 2020. Supplements to the tax roll are prepared monthly by the Dallas Central Appraisal District. Board action is required on any refunds greater than \$2,500.00. For ease in processing we are presenting the total value of all supplements.

ADMINISTRATIVE RECOMMENDATION: The Administration recommends that the Board of Trustees approve the supplements to the Irving ISD tax rolls.

RECOMMENDED BOARD MOTION: I move the Board approve the Supplements to the Irving ISD Tax Rolls.

Attachments:

1. Memo from Cher Elzy to Gary Micinski
2. Dallas Central Appraisal District Supplement Recap for September
3. Supplement 01 to the 2020 tax roll
4. Supplement 14 to the 2019 tax roll
5. Supplement 26 to the 2018 tax roll
6. Supplement 38 to the 2017 tax roll
7. Supplement 50 to the 2016 tax roll
8. Supplement 62 to the 2015 tax roll
9. Comparison to Budget to Actual Tax Roll Spreadsheet



MEMO

DATE: October 26, 2020
MEMO TO: Gary Micinski, CFO
FROM: Cher Elzy, Director of Taxation
SUBJECT: September Supplement Reports

Attached for your consideration is the September Supplement Reports.

Thank you.



DALLAS CENTRAL APPRAISAL DISTRICT

SUPPLEMENT 09-2020

As of September 16, 2020

**State of Texas
County of Dallas**

Property Tax Code, Section 25.25

I, W. Kenneth Nolan, Executive Director/Chief Appraiser of the Dallas Central Appraisal District, attest to the best of my knowledge, that the attached is a supplement to the certified appraisal roll which lists taxable property for

IRVING ISD

Tax Year	Amount of
2020	435,201,059
2019	29,795,534-
2018	6,418,231-
2017	4,083,230-
2016	264,650
2015	25,000

Date : September 24, 2020

**W. Kenneth Nolan
Executive Director/Chief Appraiser**

2020 SUPPLEMENT NO. 1

Real Property Additions		Personal Property Additions
\$ 315,995,805		\$ 119,179,380
Total Additions	Supplemental Change Report	Net Changes of Changes
\$ 435,175,185	\$ 25,874	\$ 435,201,059

Summary of Supplemental Change Report
#1 through #1

Value	Reason
\$ 25,874	Exemptions and Value Changes
\$ 435,175,185	Total Additions
\$ 435,201,059	Net Total

2019 SUPPLEMENT NO. 14

Real Property Additions		Personal Property Additions
\$ 8,500,000		\$ 500,390
Total Additions	Supplemental Change Report	Net Changes of Changes
\$ 9,000,390	\$ (38,795,924)	\$ (29,795,534)

Summary of Supplemental Change Report
#1 through #14

Value	Reason
\$ (199,067,085)	Exemptions and Value Changes
\$ 181,879,783	Total Additions
\$ (17,187,302)	Net Total

2018 SUPPLEMENT NO. 26

Real Property Additions		Personal Property Additions
\$ 0		\$ 457,260
Total Additions	Supplemental Change Report	Net Changes of Changes
\$ 457,260	\$ (6,875,491)	\$ (6,418,231)

Summary of Supplemental Change Report
#1 through #26

Value	Reason
\$ (247,685,613)	Exemptions and Value Changes
\$ 92,404,285	Total Additions
\$ (155,281,328)	Net Total

2017 SUPPLEMENT NO. 38

Real Property Additions		Personal Property Additions
\$ 0		\$ 229,420
Total Additions	Supplemental Change Report	Net Changes of Changes
\$ 229,420	\$ (4,312,650)	\$ (4,083,230)

**Summary of Supplemental Change Report
#1 through #38**

Value	Reason
\$ (259,629,355)	Exemptions and Value Changes
\$ 116,230,132	Total Additions
\$ (143,399,223)	Net Total

2016 SUPPLEMENT NO. 50

Real Property Additions		Personal Property Additions
0		\$ 244,650
 Total Additions	 Supplemental Change Report	 Net Changes of Changes
244,650	\$ 20,000	\$ 264,650

**Summary of Supplemental Change Report
#1 through #50**

Value	Reason
\$ (368,008,406)	Exemptions and Value Changes
\$ 88,989,355	Total Additions
\$ (279,019,051)	Net Total

2015 SUPPLEMENT NO. 62

Real Property Additions			Personal Property Additions
\$ 0			\$ 0
Total Additions		Supplemental Change Report	Net Changes of Changes
\$ 0		\$ 25,000	\$ 25,000

Summary of Supplemental Change Report
#1 through #62

Value	Reason
\$ (244,158,428)	Exemptions and Value Changes
\$ 48,203,141	Total Additions
\$ (195,955,287)	Net Total

RECAP FOR SEPTEMBER SUPPLEMENT

2020 SUPPLEMENT NO. 01	\$	435,201,059
2019 SUPPLEMENT NO. 14	\$	(29,795,534)
2018 SUPPLEMENT NO. 26	\$	(6,418,231)
2017 SUPPLEMENT NO. 38	\$	(4,083,230)
2016 SUPPLEMENT NO. 50	\$	264,650
2015 SUPPLEMENT NO. 62	\$	25,000

**FY 2019-2020
COMPARISON OF BUDGET TO ACTUAL TAX ROLL**

	ORIGINAL BUDGET	CERTIFIED TAX ROLL	ROLLS 1 - 14	ADJUSTED TAX ROLL
NET TAXABLE VALUE	\$ 13,127,517,207	\$ 14,512,366,935	-17,187,302	\$ 14,495,179,633
M & O LEVY (1.03100)	\$ 135,344,702	\$ 149,622,503	-177,201	\$ 149,445,302
I & S LEVY (.27410)	\$ 35,982,525	\$ 39,778,398	-47,110	\$ 39,731,288
TOTAL LEVY (1.30510)	\$ 171,327,227	\$ 189,400,901	-224,311	\$ 189,176,590

2019 SUPPLEMENT	TAXABLE VALUE
SUPPLEMENT NO. 1	32,571,769
SUPPLEMENT NO. 2	98,098,133
SUPPLEMENT NO. 3	25,517,424
SUPPLEMENT NO. 4	-14,556,681
SUPPLEMENT NO. 5	-8,195,689
SUPPLEMENT NO. 6	-19,703,429
SUPPLEMENT NO. 7	-18,434,225
SUPPLEMENT NO. 8	-17,063,025
SUPPLEMENT NO. 9	-3,432,626
SUPPLEMENT NO. 10	-8,979,664
SUPPLEMENT NO. 11	-26,419,728
SUPPLEMENT NO. 12	-14,251,347
SUPPLEMENT NO. 13	-12,542,680
SUPPLEMENT NO. 14	-29,795,534

TOTAL align="right">**-17,187,302**

* LEVY REFLECTS FROZEN LOSS FROM OVER 65 & DISABILITY ACCOUNTS

2019 SUPPLEMENTAL BUDGET	-150,000,000
NET GAIN (LOSS) TO TAX	<u>132,812,698</u>
LEVY GAIN (LOSS) M & O	1,369,299
LEVY GAIN (LOSS) I & S	364,040
TOTAL LEVY GAIN (LOSS) DUE TO SUPPLEMENTS	<u>1,733,339</u>

**FY 2018-2019
COMPARISON OF BUDGET TO ACTUAL TAX ROLL**

	ORIGINAL BUDGET	CERTIFIED TAX ROLL	ROLLS 1 - 26	ADJUSTED TAX ROLL
NET TAXABLE VALUE	\$ 12,223,386,344	\$ 13,439,011,068	-155,281,328	\$ 13,283,729,740
M & O LEVY (1.17)	\$ 143,013,620	\$ 157,236,430	-1,816,792	\$ 155,419,638
I & S LEVY (.2311)	\$ 28,248,246	\$ 31,057,554	-358,855	\$ 30,698,699
TOTAL LEVY (1.4011)	171,261,866	188,293,984	-2,175,647	\$ 186,118,337

2018 SUPPLEMENT	TAXABLE VALUE
SUPPLEMENT NO. 1	-1,415,301
SUPPLEMENT NO. 2	-1,967,970
SUPPLEMENT NO. 3	59,418,616
SUPPLEMENT NO. 4	10,785,664
SUPPLEMENT NO. 5	-18,582,754
SUPPLEMENT NO. 6	-2,445,166
SUPPLEMENT NO. 7	-21,479,140
SUPPLEMENT NO. 8	-38,878,680
SUPPLEMENT NO. 9	-7,401,705
SUPPLEMENT NO. 10	-19,670,312
SUPPLEMENT NO. 11	-12,285,270
SUPPLEMENT NO. 12	-26,883,772
SUPPLEMENT NO. 13	-418,958
SUPPLEMENT NO. 14	-9,012,907
SUPPLEMENT NO. 15	-8,273,654
SUPPLEMENT NO. 16	-27,730,004
SUPPLEMENT NO. 17	-4,033,170
SUPPLEMENT NO. 18	-4,124,920
SUPPLEMENT NO. 19	-4,946,824
SUPPLEMENT NO. 20	-5,449,620
SUPPLEMENT NO. 21	-2,015,000
SUPPLEMENT NO. 22	-153,168
SUPPLEMENT NO. 23	-499,114
SUPPLEMENT NO. 24	-617,138
SUPPLEMENT NO. 25	-782,830
SUPPLEMENT NO. 26	-6,418,231

TOTAL **-155,281,328**

* LEVY REFLECTS FROZEN LOSS FROM OVER 65 & DISABILITY ACCOUNTS

2018 SUPPLEMENTAL BUDGET	<u>-150,000,000</u>
NET GAIN (LOSS) TO TAX	(5,281,328)
LEVY GAIN (LOSS) M & O	61,792
LEVY GAIN (LOSS) I & S	<u>12,205</u>
TOTAL LEVY GAIN (LOSS) DUE TO SUPPLEMENTS	73,997

FY 2017-2018

COMPARISON OF BUDGET TO ACTUAL TAX ROLL

	ORIGINAL BUDGET	CERTIFIED TAX ROLL	ROLLS 1 - 38	ADJUSTED TAX ROLL
NET TAXABLE VALUE	\$ 11,096,312,115	\$ 12,178,979,842	-143,399,223	\$ 12,035,580,619
M & O LEVY (1.17)	\$ 129,826,852	\$ 142,494,064	-1,677,770	\$ 140,816,294
I & S LEVY (.2614)	\$ 29,005,833	\$ 31,835,853	-374,846	\$ 31,461,007
TOTAL LEVY (1.4314)	\$ 158,832,685	\$ 174,329,917	-2,052,616	\$ 172,277,301

2017 SUPPLEMENT	TAXABLE VALUE
SUPPLEMENT NO. 1	45,880,656
SUPPLEMENT NO. 2	9,215,735
SUPPLEMENT NO. 3	8,867,781
SUPPLEMENT NO. 4	610,035
SUPPLEMENT NO. 5	-4,867,051
SUPPLEMENT NO. 6	-10,449,039
SUPPLEMENT NO. 7	-34,417,183
SUPPLEMENT NO. 8	-15,719,504
SUPPLEMENT NO. 9	-22,644,695
SUPPLEMENT NO. 10	-1,755,708
SUPPLEMENT NO. 11	-11,818,504
SUPPLEMENT NO. 12	-21,854,669
SUPPLEMENT NO. 13	-8,601,532
SUPPLEMENT NO. 14	-5,015,998
SUPPLEMENT NO. 15	-4,561,293
SUPPLEMENT NO. 16	-3,740,084
SUPPLEMENT NO. 17	-1,581,999
SUPPLEMENT NO. 18	-1,902,556
SUPPLEMENT NO. 19	-5,037,372
SUPPLEMENT NO. 20	-2,205,667
SUPPLEMENT NO. 21	-1,013,721
SUPPLEMENT NO. 22	-1,251,382
SUPPLEMENT NO. 23	-1,395,752
SUPPLEMENT NO. 24	-10,240,437
SUPPLEMENT NO. 25	-328,358
SUPPLEMENT NO. 26	-6,746,358
SUPPLEMENT NO. 27	-67,573
SUPPLEMENT NO. 28	-25,155,092
SUPPLEMENT NO. 29	-412,230
SUPPLEMENT NO. 30	-142,000
SUPPLEMENT NO. 31	-300,337
SUPPLEMENT NO. 32	-419,748
SUPPLEMENT NO. 33	-25,000
SUPPLEMENT NO. 34	-12,398

SUPPLEMENT NO. 35	-710
SUPPLEMENT NO. 36	-228,750
SUPPLEMENT NO. 37	22,500
SUPPLEMENT NO. 38	-4,083,230

TOTAL **-143,399,223**

* LEVY REFLECTS FROZEN LOSS FROM OVER 65 & DISABILITY ACCOUNTS

2017 SUPPLEMENTAL BUDGET	-150,000,000
NET GAIN (LOSS) TO TAX	<u>6,600,777</u>

LEVY GAIN (LOSS) M & O	77,229
LEVY GAIN (LOSS) I & S	17,254
TOTAL LEVY GAIN (LOSS) DUE TO SUPPLEMENTS	<u>94,483</u>

FY 2016-2017

COMPARISON OF BUDGET TO ACTUAL TAX ROLL

	ORIGINAL BUDGET	CERTIFIED TAX ROLL	ROLLS 1 - 50	ADJUSTED TAX ROLL
NET TAXABLE VALUE	\$ 10,971,091,578	\$ 11,594,095,283	-279,019,051	\$ 11,315,076,232
M & O LEVY (1.17)	\$ 114,099,352	\$ 120,578,591	-3,264,523	\$ 117,314,068
I & S LEVY (.2750)	\$ 44,432,921	\$ 46,956,086	-767,302	\$ 46,188,784
TOTAL LEVY (1.445)	\$ 158,532,273	\$ 167,534,677	-4,031,825	\$ 163,502,852

2016 SUPPLEMENT	TAXABLE VALUE
SUPPLEMENT NO. 1	-1,167,758
SUPPLEMENT NO. 2	15,294,820
SUPPLEMENT NO. 3	-1,680,520
SUPPLEMENT NO. 4	-10,963,884
SUPPLEMENT NO. 5	5,634,501
SUPPLEMENT NO. 6	-86,757,481
SUPPLEMENT NO. 7	-75,264
SUPPLEMENT NO. 8	-20,672,078
SUPPLEMENT NO. 9	-6,692,896
SUPPLEMENT NO. 10	-13,262,234
SUPPLEMENT NO. 11	-10,894,088
SUPPLEMENT NO. 12	-5,028,778
SUPPLEMENT NO. 13	-14,422,823
SUPPLEMENT NO. 14	-41,445,409
SUPPLEMENT NO. 15	217,645
SUPPLEMENT NO. 16	-7,414,302
SUPPLEMENT NO. 17	-4,129,812
SUPPLEMENT NO. 18	-19,723,577
SUPPLEMENT NO. 19	-18,150,661
SUPPLEMENT NO. 20	-3,874,654
SUPPLEMENT NO. 21	-1,890,006
SUPPLEMENT NO. 22	-724,380
SUPPLEMENT NO. 23	-3,318,316
SUPPLEMENT NO. 24	-312,500
SUPPLEMENT NO. 25	-289,355
SUPPLEMENT NO. 26	-336,805
SUPPLEMENT NO. 27	-371,570
SUPPLEMENT NO. 28	-2,812,269
SUPPLEMENT NO. 29	-90,000
SUPPLEMENT NO. 30	-319,395
SUPPLEMENT NO. 31	-1,807,144
SUPPLEMENT NO. 32	-1,213,680
SUPPLEMENT NO. 33	-100,000
SUPPLEMENT NO. 34	-200,400
SUPPLEMENT NO. 35	-73,972
SUPPLEMENT NO. 36	10,534

SUPPLEMENT NO. 37	114,453
SUPPLEMENT NO. 38	159,760
SUPPLEMENT NO. 39	53,957
SUPPLEMENT NO. 40	-11,411,940
SUPPLEMENT NO. 41	-55,186
SUPPLEMENT NO. 42	0
SUPPLEMENT NO. 43	-61,421
SUPPLEMENT NO. 44	-81,303
SUPPLEMENT NO. 45	0
SUPPLEMENT NO. 46	0
SUPPLEMENT NO. 47	-8,702,260
SUPPLEMENT NO. 48	-228,750
SUPPLEMENT NO. 49	-12,500
SUPPLEMENT NO. 50	264,650

TOTAL -279,019,051

* LEVY REFLECTS FROZEN LOSS FROM OVER 65 & DISABILITY ACCOUNTS

2016 SUPPLEMENTAL BUDGET	-150,000,000
NET GAIN (LOSS) TO TAX	<u>-129,019,051</u>

LEVY GAIN (LOSS) M & O	-1,509,523
LEVY GAIN (LOSS) I & S	-354,802
TOTAL LEVY GAIN (LOSS) DUE TO SUPPLEMENTS	<u>-1,864,325</u>

FY 2015-2016

COMPARISON OF BUDGET TO ACTUAL TAX ROLL

	ORIGINAL BUDGET	CERTIFIED TAX ROLL	ROLLS 1 - 62	ADJUSTED TAX ROLL
NET TAXABLE VALUE	\$ 10,204,561,876	\$10,563,683,328	-195,955,287	\$10,367,728,041
M & O LEVY (1.04)	\$ 106,127,444	\$ 107,721,792	-2,037,935	\$105,683,857
I & S LEVY (.405)	\$ 41,328,476	\$ 41,949,390	-793,619	\$41,155,771
TOTAL LEVY (1.445)	\$ 147,455,920	\$ 149,671,182	-2,831,554	\$146,839,628

2015 SUPPLEMENTS	TAXABLE VALUE
SUPPLEMENT NO. 1	7,143,089
SUPPLEMENT NO. 2	12,957,293
SUPPLEMENT NO. 3	457,433
SUPPLEMENT NO. 4	-5,329,724
SUPPLEMENT NO. 5	-18,135,233
SUPPLEMENT NO. 6	-15,690,851
SUPPLEMENT NO. 7	-31,562,401
SUPPLEMENT NO. 8	-40,134,858
SUPPLEMENT NO. 9	-19,244,179
SUPPLEMENT NO. 10	-3,096,159
SUPPLEMENT NO. 11	-7,999,302
SUPPLEMENT NO. 12	-14,856,845
SUPPLEMENT NO. 13	-1,317,830
SUPPLEMENT NO. 14	-14,608,729
SUPPLEMENT NO. 15	-4,301,708
SUPPLEMENT NO. 16	-4,276,405
SUPPLEMENT NO. 17	-3,148,642
SUPPLEMENT NO. 18	-113,457
SUPPLEMENT NO. 19	-2,777,812
SUPPLEMENT NO. 20	-3,361,367
SUPPLEMENT NO. 21	93,913
SUPPLEMENT NO. 22	-1,832,646
SUPPLEMENT NO. 23	-154,860
SUPPLEMENT NO. 24	0
SUPPLEMENT NO. 25	22,500
SUPPLEMENT NO. 26	-501,718
SUPPLEMENT NO. 27	180,100
SUPPLEMENT NO. 28	22,500
SUPPLEMENT NO. 29	-2,496,150
SUPPLEMENT NO. 30	-590,840
SUPPLEMENT NO. 31	-96,200
SUPPLEMENT NO. 32	-389,150
SUPPLEMENT NO. 33	-3,280
SUPPLEMENT NO. 34	-45,190
SUPPLEMENT NO. 35	-15,000
SUPPLEMENT NO. 36	0
SUPPLEMENT NO. 37	-3,230
SUPPLEMENT NO. 38	-80
SUPPLEMENT NO. 39	-77,200

SUPPLEMENT NO. 40	-161,430
SUPPLEMENT NO. 41	0
SUPPLEMENT NO. 42	54,870
SUPPLEMENT NO. 43	217,190
SUPPLEMENT NO. 44	17,500
SUPPLEMENT NO. 45	25,000
SUPPLEMENT NO. 46	-25,000
SUPPLEMENT NO. 47	24,360
SUPPLEMENT NO. 48	0
SUPPLEMENT NO. 49	105,000
SUPPLEMENT NO. 50	8,203
SUPPLEMENT NO. 51	85,041
SUPPLEMENT NO. 52	-11,352,048
SUPPLEMENT NO. 53	-161,370
SUPPLEMENT NO. 54	0
SUPPLEMENT NO. 55	62,047
SUPPLEMENT NO. 56	-108,550
SUPPLEMENT NO. 57	0
SUPPLEMENT NO. 58	0
SUPPLEMENT NO. 59	0
SUPPLEMENT NO. 60	-9,472,300
SUPPLEMENT NO. 61	-14,582
SUPPLEMENT NO. 62	25,000

TOTAL -195,955,287

* LEVY REFLECTS FROZEN LOSS FROM OVER 65 & DISABILITY ACCOUNTS

2015 SUPPLEMENTAL BUDGET	-150,000,000
NET GAIN (LOSS) TO TAX	<u>-45,955,287</u>

LEVY GAIN (LOSS) M & O	-477,935
LEVY GAIN (LOSS) I & S	<u>-186,119</u>
TOTAL LEVY GAIN (LOSS) DUE TO SUPPLEMENTS	-664,054

2020 ACTIVE LAWSUITS

OWNERS NAME	DCAD VALUE	TYPE OF PROPERTY
130 E JOHN W CARPENTER	\$ 7,400,000	REAL
2325 STEMMONS HOTEL PARTNERS LLC	\$ 8,900,000	REAL
850 LAKE CAROLYN PKWY APARTMENTS INC	\$ 48,850,000	REAL
89 H A S HOTEL CORP	\$ 1,100,000	REAL
AGAS VENTURES LLC	\$ 152,000	REAL
AGAS VENTURES LLC	\$ 160,000	REAL
AGAS VENTURES LLC	\$ 140,490	REAL
AGAS VENTURES LLC	\$ 149,000	REAL
AGAS VENTURES LLC	\$ 146,000	REAL
AGAS VENTURES LLC	\$ 124,000	REAL
AGAS VENTURES LLC	\$ 130,000	REAL
AGAS VENTURES LLC	\$ 139,290	REAL
AGAS VENTURES LLC	\$ 127,070	REAL
AGAS VENTURES LLC	\$ 175,050	REAL
AGAS VENTURES LLC	\$ 194,500	REAL
AGAS VENTURES LLC	\$ 169,000	REAL
AGAS VENTURES LLC	\$ 180,000	REAL
AGAS VENTURES LLC	\$ 156,000	REAL
AGAS VENTURES LLC	\$ 140,000	REAL
AGAS VENTURES LLC	\$ 161,000	REAL
AGAS VENTURES LLC	\$ 175,000	REAL
AGAS VENTURES LLC	\$ 100,000	REAL
ALC APARTMENTS LLC	\$ 50,000,000	REAL
AMERISOUTH XXX LTD	\$ 9,120,000	REAL
AREA/EY WFT LLC	\$ 8,600,000	REAL
ASHER PARK IRVING LP	\$ 19,600,000	REAL
BELTLINE/AIRPORT FREEWAY JOINT VENTURE	\$ 8,190,000	REAL
BELTLINE/AIRPORT FREEWAY JOINT VENTURE	\$ 767,000	REAL
BELTLINE/AIRPORT FREEWAY JOINT VENTURE	\$ 3,318,000	REAL
BRE KNIGHT SH TX OWNER LLC	\$ 1,573,820	REAL
BRE KNIGHT SH TX OWNER LLC	\$ 4,176,180	REAL
BREIT INDUSTRIAL CANYON TX1B01-B02	\$ 8,306,930	REAL
CHATHEAU AT WILDBRIAR LP	\$ 12,150,000	REAL
COLINAS RANCH APARTMENTS LLC	\$ 10,471,820	REAL
COLUMBIA PROPERTIES	\$ 33,600,000	REAL
COTTONWOOD LANE PROPERTIES LLC	\$ 7,665,000	REAL
CVS AS LESSEE	\$ 1,958,840	REAL

CVS AS LESSEE	\$	2,039,100	REAL
CVS AS LESSEE	\$	2,006,410	REAL
CVS AS LESSEE	\$	1,934,720	REAL
DALLAS FT WORTH PARTNERS LLC	\$	1,750,000	REAL
DALLAS FT WORTH PARTNERS LLC	\$	3,125,000	REAL
DALLAS FT WORTH PARTNERS LLC	\$	1,500,000	REAL
DAVIS MOTOR CRANE SERVICE INC	\$	37,163,370	PERSONAL
DAYTON HUDSON CORP	\$	5,523,470	REAL
DFW JOSEPH INVESTMENTS LLC	\$	12,000,000	REAL
DK CREST OWNER LLC	\$	62,000,000	REAL
ESTRADA REVO LLC &	\$	18,970,000	REAL
FPG THE POINT LP	\$	52,945,000	REAL
GEP SILVERTON LLC	\$	21,115,000	REAL
HAMPTON PLEASANT RUN JV	\$	2,050,000	REAL
HD DEVELOPMENT PROPERTIES	\$	5,248,640	REAL
IMV GROUP LLC	\$	155,560	REAL
IMV GROUP LLC	\$	901,740	REAL
IMV GROUP LLC	\$	167,260	REAL
IMV GROUP LLC	\$	91,860	REAL
IMV GROUP LLC	\$	1,429,530	REAL
IMV GROUP LLC	\$	189,600	REAL
IMV GROUP LLC	\$	179,650	REAL
IMV GROUP LLC	\$	175,650	REAL
IMV GROUP LLC	\$	138,050	REAL
IMV GROUP LLC	\$	130,490	REAL
IMV GROUP LLC	\$	1,111,510	REAL
IMV GROUP LLC	\$	351,290	REAL
IMV GROUP LLC	\$	322,350	REAL
INTERGERMAN SUMMER GATE LP	\$	12,750,000	REAL
IRVING 4600 WEST PIONEER	\$	32,750,000	REAL
IRVING CENTAL PLACE LLC	\$	1,850,000	REAL
ISA HOSPITALITY INC	\$	2,674,280	REAL
JASAN LLC	\$	3,200,230	REAL
JTCH APARTMENTS LLC	\$	2,298,290	REAL
JTCH APARTMENTS LLC	\$	3,351,710	REAL
K GARAGE CO LTD	\$	5,500,000	REAL
KAMEYAMA KEISHI	\$	13,500,000	REAL
KLOPRO BELT LLC	\$	1,700,000	REAL
KORE 123 JOHN CARPENTER LLC	\$	68,800,000	REAL
KROGER TEXAS LP	\$	10,600,000	REAL
KROGER TEXAS LP	\$	1,488,980	REAL
KROGER TEXAS LP	\$	939,090	REAL
KROGER TEXAS LP	\$	3,942,150	REAL

KROGER TEXAS LP	\$	1,741,790	REAL
KROGER TEXAS LP	\$	758,210	REAL
LADERA RANCH LLC	\$	19,850,000	REAL
LAKE WORTH HOTEL CORP	\$	4,722,750	REAL
LAS COLINAS I HOLDCO LP	\$	83,500,000	REAL
LAS COLINAS II HOLDCO LP	\$	47,400,000	REAL
M&D IRVING LLC	\$	6,650,000	REAL
MAA ALLOY LLC	\$	46,000,000	REAL
MAA TANC LLC	\$	37,100,000	REAL
MACY'S RETAIL HOLDINGS INC	\$	2,822,470	PERSONAL
MALL GROUND PORTFOLIO LLC	\$	45,000,000	REAL
MALL GROUND PORTFOLIO LLC	\$	1,729,780	REAL
MALL GROUND PORTFOLIO LLC	\$	4,807,030	REAL
MALL GROUND PORTFOLIO LLC	\$	193,440	REAL
MALL GROUND PORTFOLIO LLC	\$	1,301,420	REAL
MARABELLA APARTMENTS LP	\$	24,559,040	REAL
MARABELLA APARTMENTS LP	\$	27,440,960	REAL
NEWPORT APARTMENTS PROPERTY OWNER	\$	22,100,000	REAL
NORHTSHORE EAST LLC	\$	13,608,140	REAL
OMNINET FOXBOROUGH LP	\$	22,400,000	REAL
OMNINET FOXBOROUGH LP	\$	9,100,000	REAL
PARMA LAS COLINAS TOWERS LLC	\$	4,048,000	REAL
PARMA LAS COLINAS TOWERS LLC	\$	61,167,000	REAL
PARMA MANDALAY TOWER LLC	\$	39,275,000	REAL
PATEL MADAN &	\$	983,680	REAL
PATEL RAMAN	\$	1,450,000	REAL
PCPI UT OWNER LP	\$	12,252,330	REAL
PCPI UT OWNER LP	\$	151,682,670	REAL
PL LASCO OWNER LLC	\$	76,500,000	REAL
PPF AMLI 777 LAKE CAROLYN PARKWAY	\$	77,200,000	REAL
PPF AMLI 1050 LAKE CAROLYN PARKWAY LLC	\$	52,365,000	REAL
PROVIDENT GROUP IRVING PROPERTIES INC	\$	45,000,000	REAL
RACETRAC PETROLEUM	\$	563,900	PERSONAL
RACETRAC PETROLEUM INC	\$	420,900	PERSONAL
RACETRAC PETROLEUM INC	\$	1,787,270	REAL
RACETRAC PETROLEUM INC	\$	2,349,910	REAL
RACETRAC PETROLEUM INC	\$	457,820	REAL
RAYO LLC	\$	3,500,000	REAL
RAYO LLC	\$	3,500,000	REAL
ROCHELLE PLACE L P	\$	7,467,600	REAL
ROCHELLE PLAZA ASSOCIATES	\$	8,250,000	REAL
ROSEMONT SUMMIT OPERATING LLC	\$	57,925,000	REAL
SECURITY CAPITAL	\$	3,555,500	REAL

SEDONA PARK APARTMENTS LLC	\$	22,000,000	REAL
SOUTHERN STAR LAS COLINAS LP	\$	10,800,000	REAL
SPANISH HAVEN REDEVELOPMENT	\$	6,664,970	REAL
SPARTRA LLC	\$	6,130,000	REAL
SPRINT UNITED MGMT CO	\$	17,000,000	REAL
TARGET CORP	\$	3,374,500	PERSONAL
TCI 600 LAS COLINAS INC	\$	83,285,000	REAL
TR ATRIUM LP	\$	14,215,000	REAL
TR ATRIUM LP	\$	7,215,000	REAL
TRINITY POE LLC	\$	37,500,000	REAL
TRT DEVELOPMENT COMPANY	\$	800,000	REAL
TRT DEVELOPMENT COMPANY	\$	39,000,000	REAL
VALLEY VIEW OWNER LLC	\$	16,047,720	REAL
VILLAS ESTANCIA APARTMENTS LLC	\$	16,000,000	REAL
WALGREEN CO	\$	2,249,000	REAL
WALGREEN CO	\$	2,305,420	REAL
WALGREEN CO	\$	1,349,650	REAL
WALMART REAL ESTATE	\$	10,596,130	REAL
WALNUT HILL TX PARTNERS LLC	\$	46,500,000	REAL
WATER STREET OCONNOR LP	\$	77,250,000	REAL
WESTDALE BROOKSTONE TERRACE LP	\$	15,750,000	REAL
WESTDALE ESTELLE CREEK LTD	\$	14,500,000	REAL
WESTDALE LAKERIDGE	\$	14,000,000	REAL
WESTDALE WOODMEADE LTD	\$	21,000,000	REAL
WESTGATE MULTIFAMILY LLC	\$	21,111,110	REAL
WESTGATE MULTIFAMILY LLC	\$	9,170,140	REAL
WESTGATE MULTIFAMILY LLC	\$	3,694,440	REAL
WESTGATE MULTIFAMILY LLC	\$	4,024,310	REAL
WINGREN VILLAGE LP	\$	9,303,430	REAL
WOODCHASE & CLARENDON	\$	13,950,000	REAL
WOODLAND RIDGE POE LLC	\$	10,883,330	REAL
WOODLAND RIDGE POE LLC	\$	21,766,670	REAL
WOODWIND LAND LLC	\$	400,000	REAL
WOODWIND LAND LLC	\$	5,310,000	REAL
WWC XLV LP	\$	56,000,000	REAL

TOTAL 2,324,158,400

2019 ACTIVE LAWSUITS

OWNERS NAME	DCAD VALUE	TYPE OF PROPERTY
130 E JOHN W CARPENTER	\$ 8,400,000	REAL
1927 BELTLINE CP LTD	\$ 2,950,000	REAL
1927 BELTLINE CP LTD	\$ 1,920,000	REAL
1927 BELTLINE CP LTD	\$ 700,000	REAL
1927 BELTLINE CP LTD	\$ 7,600,000	REAL
1927 BELTLINE CP LTD	\$ 12,200,000	REAL
2929 PARK GROVE VNTRE LTD	\$ 10,008,250	REAL
2929 PARK GROVE VNTRE LTD	\$ 691,750	REAL
BP AEROSPACE LLC	\$ 6,037,170	PERSONAL
BREIT INDUSTRIAL HS TX	\$ 8,172,780	REAL
BREIT INDUSTRIAL HS TX	\$ 115,390	REAL
CHEDDARS CASUAL CAFÉ	\$ 1,537,450	PERSONAL
CHEDDARS CASUAL CAFÉ	\$ 264,360	PERSONAL
CNLRS BEP LP	\$ 1,650,000	REAL
CO-PROPERTIES LLC	\$ 83,970	REAL
CPLG TX PROPERTIES	\$ 8,606,780	REAL
CRESTVIEW STONEHILL LLC	\$ 10,800,000	REAL
CROWN ENTERPRISES INC	\$ 2,381,940	REAL
CROWN ENTERPRISES INC	\$ 3,022,730	REAL
CVS	\$ 1,865,560	REAL
CVS	\$ 1,942,000	REAL
CVS	\$ 1,910,870	REAL
DALLAS FT WORTH PARTNERS LLC	\$ 1,244,870	REAL
DALLAS FT WORTH PARTNERS LLC	\$ 2,571,290	REAL
DALLAS FT WORTH PARTNERS LLC	\$ 1,452,350	REAL
DEVA CORPORTATION	\$ 4,500,000	REAL
DOLGENCORP TEX INC	\$ 2,000,000	REAL
DOLGENCORP TEX INC	\$ 1,042,520	REAL
FRIES RESTAURANT MANAGEMENT LLC	\$ 141,650	PERSONAL
GROUP 1 REALTY INC	\$ 3,118,030	REAL
HKRK MGMT INC	\$ 2,275,000	REAL
ISA HOSPITALITY INC	\$ 2,790,000	REAL
KAMEYAMA KEISHI	\$ 12,000,000	REAL
KROGER CO AND KROGER TEXAS LP	\$ 3,800,000	REAL
KROGER CO AND KROGER TEXAS LP	\$ 1,400,000	REAL
KROGER CO AND KROGER TEXAS LP	\$ 939,090	REAL

KROGER CO AND KROGER TEXAS LP	\$	10,600,000	REAL
KROGER CO AND KROGER TEXAS LP	\$	1,622,000	REAL
KROGER TEXAS LP AS LESSEE	\$	758,210	REAL
LAS COLINAS I HOLDCO LP	\$	77,500,000	REAL
LAS COLINAS II HOLDCO LP	\$	44,000,000	REAL
NORTHGATE CAPRI LLC & PATEL DHAVAL	\$	14,893,690	REAL
PROVIDENT GROUP IRVING PROPERTIES LLC	\$	1,069,610	REAL
RACETRAC PETROLEUM INC	\$	51,505,760	REAL
RACETRAC PETROLEUM INC	\$	1,788,690	REAL
RACETRAC PETROLEUM INC	\$	433,620	PERSONAL
RACETRAC PETROLEUM INC	\$	2,349,910	REAL
RACETRAC PETROLEUM INC	\$	457,820	REAL
RACETRACK PETROLEUM	\$	563,900	PERSONAL
RANDALLS FOOD DRUG & LP	\$	4,025,000	REAL
SAIBABA DFW LODGING LLC	\$	4,885,120	REAL
SEARITAGE SRC FINANCE LLC	\$	4,238,810	REAL
SHURGARD OF TEX LTD PS	\$	3,732,590	REAL
SPRINT UNITED MGMT CO	\$	17,000,000	REAL
STEEL MACHINERY MANUFACTURING CO LLC	\$	5,984,340	PERSONAL
SUN HOLDINGS INC	\$	122,440	PERSONAL
SUN HOLDINGS INC	\$	186,340	PERSONAL
SUN HOLDINGS INC	\$	117,900	PERSONAL
TACO BUENO RESTAURANTS INC	\$	71,150	PERSONAL
TACO BUENO RESTAURANTS INC	\$	395,040	PERSONAL
TACO BUENO RESTAURANTS INC	\$	75,170	PERSONAL
TNREF III ICG SHADOWS LLC	\$	20,477,740	REAL
TNREF III ICG SHADOWS LLC	\$	20,477,740	REAL
URBAN TOWNE LAKE APARTMENTS LP	\$	17,809,240	REAL
WESTDALE BROOKSTONE/TERRACE LP	\$	14,600,000	REAL
WESTDALE POLARIS PARTNERS	\$	10,385,000	REAL
WOODLAND RIDGE POE LLC	\$	19,833,330	REAL
WOODLAND RIDGE POE LLC	\$	9,916,670	REAL

TOTAL 494,012,630

2019 SETTLED LAWSUITS

OWNERS NAME	DCAD VALUE	SETTLED VALUE	TYPE OF PROPERTY
250 290 B&C LLC	\$ 34,315,000	\$ 31,000,000	REAL
250 290 B&C LLC	\$ 17,080,000	\$ 15,400,000	REAL
250 290 B&C LLC	\$ 18,835,000	\$ 17,000,000	REAL
555 WEST AIRPORT FWY LLC	\$ 5,093,280	\$ 4,450,000	REAL
89 H A S HOTEL CORP	\$ 1,100,000	\$ 1,040,000	REAL
850 LAKE CAROLYN PKWY APARTMENTS II	\$ 47,350,000	\$ 46,000,000	REAL
1814 ESTRADA LP	\$ 16,300,000	\$ 15,450,000	REAL
4409 MONTROSE LTD	\$ 18,480,000	\$ 17,500,000	REAL
ABS HOSPITALITY GROUP LLC	\$ 1,275,000	\$ 1,275,000	REAL
AGAS VENTURES LLC	\$ 180,000	\$ 154,710	REAL
AGAS VENTURES LLC	\$ 135,410	\$ 116,390	REAL
AGAS VENTURES LLC	\$ 159,000	\$ 136,660	REAL
AGAS VENTURES LLC	\$ 144,000	\$ 123,770	REAL
AGAS VENTURES LLC	\$ 187,000	\$ 160,730	REAL
AGAS VENTURES LLC	\$ 119,400	\$ 102,600	REAL
AGAS VENTURES LLC	\$ 168,420	\$ 144,630	REAL
AGAS VENTURES LLC	\$ 160,750	\$ 138,170	REAL
AGAS VENTURES LLC	\$ 157,630	\$ 135,490	REAL
AGAS VENTURES LLC	\$ 146,130	\$ 125,600	REAL
AGAS VENTURES LLC	\$ 124,860	\$ 107,310	REAL
AGAS VENTURES LLC	\$ 143,000	\$ 122,730	REAL
AGRE WILLIAMS SQUARE HOLDINGS LLC	\$ 62,271,580	\$ 57,408,870	REAL
AGRE WILLIAMS SQUARE HOLDINGS LLC	\$ 8,851,220	\$ 8,160,040	REAL
AGRE WILLIAMS SQUARE HOLDINGS LLC	\$ 104,567,910	\$ 96,402,330	REAL
AGRE WILLIAMS SQUARE HOLDINGS LLC	\$ 61,859,290	\$ 57,028,760	REAL
AIGGRE TX HOTEL LAS COLINAS OWNER L	\$ 10,000,000	\$ 9,300,000	REAL
ALC APARTMENTS LLC	\$ 46,000,000	\$ 44,500,000	REAL
ALDI	\$ 767,120	\$ 652,050	PERSONAL
ALDI	\$ 415,870	\$ 353,490	PERSONAL
AMERICAN HOMES 4 RENT	\$ 225,070	\$ 203,250	REAL
ANGEL HOSPITALITY VIII LLC	\$ 5,367,260	\$ 5,220,000	REAL
ANGEL HOSPITALITY VIII LLC	\$ 1,083,600	\$ 1,083,600	REAL
ARC RENTAL MSR I LLC	\$ 164,450	\$ 164,450	REAL
AREA/EY WFT LLC	\$ 9,650,000	\$ 8,600,000	REAL
B & B TECHNICAL SERVICES	\$ 835,000	\$ 775,000	REAL
BEL AIRE AT LAS COLINAS LL LLC	\$ 39,950,000	\$ 38,630,000	REAL
BELTLINE VILLAGE PARTNERS	\$ 7,200,000	\$ 6,850,000	REAL
BETTER INC	\$ 2,265,000	\$ 2,000,000	REAL
BHP INVESTMENTS CO	\$ 3,200,000	\$ 2,950,000	REAL
BLVD AL LP THE	\$ 1,395,000	\$ 1,307,980	REAL
BRE LAS COLINAS LLC	\$ 77 8,000,000	\$ 8,000,000	REAL

BRE LAS COLINAS LLC	\$	91,629,260	\$	71,629,260	REAL
BRE LAS COLINAS LLC	\$	370,740	\$	370,740	REAL
BRIARWOOD UNIV HILLS LP	\$	5,121,500	\$	4,685,000	REAL
BROWN COLINAS POINTE LLC	\$	12,000,000	\$	11,260,300	REAL
BUDHWANI & VIRANI INC	\$	3,023,360	\$	2,550,000	REAL
CEDAR CREST OF IRVING LLC	\$	3,500,000	\$	1,600,000	REAL
CENTRALAND GROUP LTD	\$	3,841,690	\$	3,500,000	REAL
CENTURY 2209 LLC	\$	780,000	\$	780,000	REAL
CERBERUS SFR HOLDINGS II LP	\$	169,970	\$	167,700	REAL
CFT NV DEVELOPMENTS LLC	\$	945,000	\$	850,000	REAL
CHARTER COMMUNICATIONS TIME WARNI	\$	1,142,580	\$	988,330	PERSONAL
CHARTER COMMUNICATIONS TIME WARNI	\$	388,910	\$	336,410	PERSONAL
CHATHEAU AT WILDBRIAR LP	\$	9,200,000	\$	8,300,000	REAL
CHICK FIL A INC	\$	950,000	\$	855,000	REAL
CHIPOTLE MEXICAN GRILL	\$	675,000	\$	600,000	REAL
CLAY COOLEY REAL ESTATE	\$	4,336,180	\$	3,648,200	REAL
CLAY COOLEY REAL ESTATE	\$	8,473,470	\$	6,510,000	REAL
CLAY COOLEY REAL ESTATE	\$	9,214,060	\$	6,742,000	REAL
CNC SWAGAT NINE LTD	\$	8,728,870	\$	8,563,000	REAL
CNC SWAGAT NINE LTD	\$	4,421,120	\$	4,337,000	REAL
COLUMBIA HCA	\$	769,580	\$	609,640	PERSONAL
COLUMBIA PROPERTIES DALLAS	\$	37,291,700	\$	33,600,000	REAL
CONNS APPLIANCES INC	\$	14,920	\$	8,130	PERSONAL
CP 511 BUILDING LLC	\$	19,450,000	\$	18,500,000	REAL
CROSS COURT REALTY LLC	\$	936,000	\$	864,000	REAL
CTCRV LLC &	\$	11,334,410	\$	11,334,410	REAL
D L PETERSON TRUST I	\$	4,702,220	\$	4,179,970	PERSONAL
DAL 2 SF LLC	\$	149,740	\$	136,080	REAL
DALLAS METRO APARTMENTS LLC	\$	2,175,000	\$	2,000,000	REAL
DEALERS ELECTRICAL	\$	430,000	\$	400,000	REAL
DFW AIRPORT HOSPITALITY	\$	6,525,000	\$	6,143,000	REAL
DFW JOSEPH INVESTMENTS LLC	\$	12,000,000	\$	9,600,000	REAL
DP WPC TX LLC AS OWNER & LESSEE	\$	11,849,530	\$	10,674,530	REAL
DP WPC TX LLC AS OWNER & LESSEE	\$	1,448,050	\$	1,448,050	REAL
DP WPC TX LLC AS OWNER & LESSEE	\$	102,420	\$	102,420	REAL
EL PRIMERO EXPRESS LP	\$	4,700,000	\$	4,700,000	REAL
ELEMENT FLEET CORPORATION	\$	825,740	\$	699,840	PERSONAL
ESD DFW SOUTH 2011 LP	\$	23,367,130	\$	21,443,000	REAL
FEDEX GROUND PACKAGE SYSTEM INC	\$	20,908,520	\$	16,517,700	PERSONAL
FISCHER ROBERT W	\$	246,470	\$	246,470	REAL
FISCHER ROBERT W	\$	250,470	\$	246,470	REAL
FISCHER ROBERT W	\$	272,090	\$	246,470	REAL
FISCHER ROBERT W	\$	275,240	\$	246,470	REAL
FISCHER ROBERT W	\$	265,000	\$	246,470	REAL
FISCHER ROBERT W	\$	265,000	\$	246,470	REAL
FOUNTAIN VALLEY COMMERCE	\$	8,275,470	\$	7,700,000	REAL
FPG THE POINT LP	\$	50,760,000	\$	49,000,000	REAL
FYR SFR BORROWER LLC	\$	194,310	\$	178,500	REAL
GELCO FLEET TRUST	\$	78 4,834,890	\$	4,322,520	PERSONAL

GLEN ARBOR MULTIFAMILY LLC	\$	17,777,780	\$	16,388,890	REAL
GLEN ARBOR MULTIFAMILY LLC	\$	7,722,220	\$	7,118,920	REAL
GLEN ARBOR MULTIFAMILY LLC	\$	3,388,890	\$	3,124,130	REAL
GLEN ARBOR MULTIFAMILY LLC	\$	3,111,110	\$	2,868,060	REAL
GRUSIN MARTIN A TRUSTEE	\$	865,000	\$	825,000	REAL
HCD DALLAS CORPORATION	\$	42,700,000	\$	39,000,000	REAL
HCD DALLAS CORPORATION	\$	800,000	\$	800,000	REAL
HCRE LAS COLINAS LLC	\$	8,900,000	\$	8,000,000	REAL
INTERGERMAN SUMMER GATE LP	\$	9,750,000	\$	9,200,000	REAL
IRVING LODGING LLC	\$	6,350,000	\$	5,720,000	REAL
IRVING MOB III LP & IRVING HOSPITAL	\$	11,189,570	\$	11,189,570	REAL
JAMBROS PARTNERS LTD	\$	4,449,510	\$	4,000,000	REAL
K GARAGE CO LTD	\$	5,050,000	\$	4,875,000	REAL
KBS SOR 125 JOHN CARPENTER LLC	\$	67,700,000	\$	66,000,000	REAL
KENSINGTON APARTMENTS LLC	\$	15,600,000	\$	15,600,000	REAL
KEVLIN JAMES M & ALEJANDRA	\$	472,160	\$	435,000	REAL
KHOSROW SADEGHIAN ON BEHALF OF AS 1	\$	126,150	\$	71,500	REAL
LAKE WORTH HOTEL CORP	\$	5,100,000	\$	4,600,000	REAL
LAS COLINAS AAA INVESTMENT LLC	\$	2,906,020	\$	2,676,840	REAL
LBH LAS COLINAS PLAZA LLC	\$	28,000,000	\$	25,500,000	REAL
LINCOLN LAG TWO LTD	\$	1,939,710	\$	1,900,000	REAL
LOOP HOTEL INC	\$	468,000	\$	325,000	REAL
LOWEN RAIFORD LP	\$	10,600,000	\$	9,100,000	REAL
MAA ALLOY LLC	\$	42,150,000	\$	41,800,000	REAL
MAA TANC LLC	\$	34,840,000	\$	34,280,000	REAL
MAAHIYAA HOTEL LLC	\$	6,479,150	\$	4,370,760	REAL
MACARTHUR PLACE APARTMENTS LP	\$	8,608,060	\$	8,608,060	REAL
MACYS RETAIL HOLDINGS INC	\$	3,668,390	\$	3,185,780	PERSONAL
MALL AT IRVING LLC	\$	44,968,330	\$	42,596,580	REAL
MALL AT IRVING LLC	\$	1,729,780	\$	1,729,780	REAL
MALL AT IRVING LLC	\$	4,807,030	\$	4,807,030	REAL
MALL AT IRVING LLC	\$	193,440	\$	193,440	REAL
MALL AT IRVING LLC	\$	1,301,420	\$	1,301,420	REAL
MASTEC INC	\$	9,249,060	\$	9,044,450	PERSONAL
MATTRESS FIRM INC	\$	47,610	\$	34,710	PERSONAL
MCADOO BRUCE	\$	1,014,770	\$	500,000	REAL
MERCHANTS AUTOMOTIVE GROUP INC	\$	1,554,200	\$	1,401,240	PERSONAL
MFO PPTIES LTD	\$	1,613,000	\$	1,613,000	REAL
MO DANY REVOCABLE TRUST	\$	1,750,000	\$	1,699,000	REAL
NEWPORT APARTMENTS PROPERTY OWNE	\$	19,500,000	\$	18,000,000	REAL
OLD SHEPARD PLACE LTD	\$	1,163,380	\$	1,125,000	REAL
OMNINET FOXBOROUGH LP	\$	6,644,440	\$	6,557,770	REAL
OMNINET FOXBOROUGH LP	\$	16,355,560	\$	16,142,230	REAL
OREILY AUTO ENTERPRISES LLC	\$	750,000	\$	700,000	REAL
OREILY AUTO ENTERPRISES LLC	\$	520,000	\$	504,000	REAL
OREILY AUTO ENTERPRISES LLC	\$	1,416,100	\$	1,100,000	REAL
OREILY AUTO ENTERPRISES LLC	\$	968,140	\$	880,000	REAL
OVERLOOK COLINAS LLC	\$	10,010,000	\$	9,000,000	REAL
PAR CAPITAL 122 WEST LLC	\$	79,277,000	\$	22,451,000	REAL

PARMA MANDALAY TOWER LLC	\$	39,275,000	\$	35,000,000	REAL
PARMENTER LAS COLINAS TOWERS LLC	\$	60,847,000	\$	55,952,000	REAL
PARMENTER LAS COLINAS TOWERS LLC	\$	4,048,000	\$	4,048,000	REAL
PATEL BALVANTBHAI & ANJANKUMARI	\$	1,061,460	\$	950,000	REAL
PBH VALLEY CREEK LLC	\$	26,800,000	\$	24,416,000	REAL
PBH VALLEY RIDGE LLC	\$	29,750,000	\$	26,588,000	REAL
PCPI UT OWNER LP AND TERRA FUNDING	\$	9,801,860	\$	9,801,860	REAL
PCPI UT OWNER LP AND TERRA FUNDING	\$	152,233,140	\$	125,698,140	REAL
PL LASCO OWNER LLC	\$	63,000,000	\$	61,250,000	REAL
POST MONTORO LLC	\$	19,000,000	\$	18,000,000	REAL
POTTER REALTY LTD	\$	4,600,000	\$	4,400,000	REAL
PPF AMLI 777 LAKE CAROLYN PARKWAY	\$	70,300,000	\$	69,630,200	REAL
PRIME US TOWER AT LAKE CAROLYN	\$	57,560,000	\$	56,508,000	REAL
RAYO LLC	\$	2,650,000	\$	2,250,000	REAL
RAYO LLC	\$	2,650,000	\$	2,250,000	REAL
RFI WESTWOOD VILLAGE LLC	\$	21,000,000	\$	19,400,000	REAL
ROCHELLE PLACE L P	\$	5,597,870	\$	5,376,000	REAL
ROCHELLE PLAZA ASSOCIATES	\$	6,480,000	\$	5,900,000	REAL
ROSEMONT SUMMIT OPERATING LLC	\$	57,000,000	\$	53,500,000	REAL
SAVOY DALLAS HOTELS LLC	\$	7,846,700	\$	7,065,000	REAL
SEDONA PARK APARTMENTS LLC	\$	17,800,000	\$	17,800,000	REAL
SFR JV1 PROPERTY LLC	\$	226,370	\$	215,200	REAL
SK & SONS INVESTMENTS LLC	\$	2,125,000	\$	1,840,000	REAL
SOUTHERN STAR LAS COLINAS LP	\$	15,817,480	\$	13,500,000	REAL
SPANISH HAVEN REDEVELOPMENT	\$	5,279,020	\$	4,900,000	REAL
SPARTRA LLC	\$	4,500,000	\$	4,100,000	REAL
SRP SUB LLC	\$	214,840	\$	196,500	REAL
SRP SUB LLC	\$	231,280	\$	217,800	REAL
SRP SUB LLC	\$	202,520	\$	174,470	REAL
SRP SUB LLC	\$	354,990	\$	347,680	REAL
SURESHCHANDRA PATEL N &	\$	491,820	\$	491,820	REAL
TAH HOLDING LP	\$	151,780	\$	136,450	REAL
TAH HOLDING LP	\$	197,850	\$	187,740	REAL
TAH HOLDING LP	\$	193,990	\$	185,070	REAL
TAH HOLDING LP	\$	171,510	\$	167,000	REAL
TCI 600 LAS COLINAS INC	\$	74,100,000	\$	69,000,000	REAL
TOYOTA OF IRVING LTD	\$	11,177,520	\$	9,000,000	REAL
TR ATRIUM LP	\$	7,240,000	\$	6,829,000	REAL
TR ATRIUM LP	\$	14,400,000	\$	13,800,000	REAL
TRINITY POE LLC	\$	31,750,000	\$	31,150,000	REAL
TRUE DFW2015 1 HOMES LLC	\$	164,420	\$	153,540	REAL
U S XPRESS LEASING COMPANY	\$	25,000,000	\$	16,900,000	PERSONAL
VALLEY VIEW OWNER LLC	\$	14,742,000	\$	13,250,000	REAL
WALMART STORES INC	\$	10,900,000	\$	10,352,330	REAL
WALTRUST PROPERTIES INC	\$	1,330,370	\$	1,285,380	REAL
WALTRUST PROPERTIES INC	\$	2,272,490	\$	2,195,640	REAL
WALTRUST PROPERTIES INC	\$	2,216,870	\$	2,141,900	REAL
WATER STREET OCONNOR LP	\$	78,000,000	\$	72,000,000	REAL
WESTDALE BROOKSTONE/TERRACE LP	\$	80 11,850,000	\$	10,700,000	REAL

WESTDALE ESTELLE CREEK LTD	\$	14,200,000	\$	12,800,000	REAL
WESTDALE LAKERIDGE	\$	12,000,000	\$	11,500,000	REAL
WESTDALE POLARIS PARTNERS	\$	3,844,210	\$	3,675,000	REAL
WESTDALE WOODMEADE LTD	\$	19,225,000	\$	18,000,000	REAL
WINKLE PIONEER COURT LTD	\$	81,920	\$	59,330	REAL
WINKLE PIONEER COURT LTD	\$	80,720	\$	58,460	REAL
WINKLE PIONEER COURT LTD	\$	81,440	\$	58,990	REAL
WINKLE PIONEER COURT LTD	\$	81,360	\$	58,930	REAL
WINKLE PIONEER COURT LTD	\$	81,440	\$	58,990	REAL
WINKLE PIONEER COURT LTD	\$	80,720	\$	58,460	REAL
WINKLE PIONEER COURT LTD	\$	80,720	\$	58,460	REAL
WINKLE PIONEER COURT LTD	\$	81,920	\$	59,380	REAL
WINKLE PIONEER COURT LTD	\$	58,300	\$	42,220	REAL
WINKLE PIONEER COURT LTD	\$	58,300	\$	42,220	REAL
WINKLE PIONEER COURT LTD	\$	58,300	\$	42,220	REAL
WINKLE PIONEER COURT LTD	\$	58,300	\$	42,220	REAL
WINKLE PIONEER COURT LTD	\$	81,920	\$	59,330	REAL
WINKLE PIONEER COURT LTD	\$	80,720	\$	58,460	REAL
WINKLE PIONEER COURT LTD	\$	80,720	\$	58,460	REAL
WINKLE PIONEER COURT LTD	\$	81,440	\$	58,990	REAL
WINKLE PIONEER COURT LTD	\$	81,360	\$	58,930	REAL
WINKLE PIONEER COURT LTD	\$	81,440	\$	58,990	REAL
WINKLE PIONEER COURT LTD	\$	80,720	\$	58,460	REAL
WINKLE PIONEER COURT LTD	\$	81,920	\$	59,330	REAL
WINKLE PIONEER COURT LTD	\$	81,920	\$	59,330	REAL
WINKLE PIONEER COURT LTD	\$	80,720	\$	58,460	REAL
WINKLE PIONEER COURT LTD	\$	81,440	\$	58,990	REAL
WINKLE PIONEER COURT LTD	\$	81,360	\$	58,930	REAL
WINKLE PIONEER COURT LTD	\$	81,440	\$	58,990	REAL
WINKLE PIONEER COURT LTD	\$	80,720	\$	58,460	REAL
WINKLE PIONEER COURT LTD	\$	80,720	\$	58,460	REAL
WINKLE PIONEER COURT LTD	\$	81,920	\$	59,330	REAL
WINKLE PIONEER COURT LTD	\$	58,300	\$	42,220	REAL
WOODCHASE & CLARENDON	\$	4,440,000	\$	4203200	REAL
WOODCHASE & CLARENDON	\$	10,560,000	\$	9996800	REAL
TOTAL	\$	2,474,335,420	\$	2,270,130,040	

2018 ACTIVE LAWSUITS

OWNERS NAME	DCAD VALUE	TYPE OF PROPERTY
2929 PARK GROVE VNTRE LTD	\$ 8,344,000	REAL
2929 PARK GROVE VNTRE LTD	\$ 585,000	REAL
AVIS BUDGET CAR RENTAL LLC	\$ 366,940	PERSONAL
AVIS BUDGET CAR RENTAL LLC	\$ 1,843,000	PERSONAL
TACO BUENO RESTUARANTS INC	\$ 89,210	PERSONAL
TACO BUENO RESTUARANTS INC	\$ 75,970	PERSONAL
TACO BUENO RESTUARANTS INC	\$ 439,110	PERSONAL
TNREF III ICG SHADOWS LLC	\$ 20,477,740	REAL
TNREF III ICG SHADOWS LLC	\$ 20,477,740	REAL
TOTAL	\$ 52,698,710	

2018 SETTLED LAWSUITS

OWNERS NAME	DCAD VALUE	SETTLED VALUE	TYPE OF PROPERTY
1927 BELTLINE CP LTS	\$ 12,400,000	\$ 11,500,000	REAL
1927 BELTLINE CP LTS	\$ 2,750,090	\$ 2,538,060	REAL
1927 BELTLINE CP LTS	\$ 1,900,000	\$ 1,600,000	REAL
1927 BELTLINE CP LTS	\$ 700,000	\$ 505,850	REAL
1927 BELTLINE CP LTS	\$ 7,549,910	\$ 6,103,840	REAL
250/290 B&C LLC	\$ 30,275,000	\$ 29,160,000	REAL
250/290 B&C LLC	\$ 15,000,000	\$ 14,250,000	REAL
250/290 B&C LLC	\$ 16,900,000	\$ 16,000,000	REAL
300 320 DECKER LLC	\$ 8,785,000	\$ 7,500,000	REAL
3MIND ESTRADA OAKS LLC ET AL	\$ 12,811,000	\$ 12,811,000	REAL
4409 MONTROSE LTD	\$ 19,360,000	\$ 17,500,000	REAL
4525 TOWNE LAKE VILLAGE LL LLC	\$ 14,800,000	\$ 14,800,000	REAL
89 H A S HOTEL CORP	\$ 1,040,000	\$ 1,023,320	REAL
ABS HOSPITALITY GROUP LLC	\$ 1,320,000	\$ 1,275,000	REAL
AGAVE AT WILLOW CREEK LLC	\$ 4,120,100	\$ 3,600,000	REAL
AGRE WILLIAMS SQUARE HOLDINGS LLC	\$ 101,316,950	\$ 93,916,460	REAL *
AGRE WILLIAMS SQUARE HOLDINGS LLC	\$ 53,643,230	\$ 52,646,370	REAL *
AGRE WILLIAMS SQUARE HOLDINGS LLC	\$ 10,981,500	\$ 8,732,140	REAL *
AGRE WILLIAMS SQUARE HOLDINGS LLC	\$ 59,843,320	\$ 54,405,030	REAL *
ALDI TEXAS LLC	\$ 637,360	\$ 573,620	PERSONAL
ALDI TEXAS LLC	\$ 440,300	\$ 396,270	PERSONAL
AMERICAN RESIDENTIAL LEASING CO LLC	\$ 186,980	\$ 186,980	REAL
AMERICAN RESIDENTIAL LEASING CO LLC	\$ 194,870	\$ 194,870	REAL
AMERICAN RESIDENTIAL LEASING CO LLC	\$ 194,870	\$ 194,870	REAL
AMERICAN RESIDENTIAL LEASING CO LLC	\$ 207,010	\$ 207,010	REAL
AMERICAN RESIDENTIAL LEASING CO LLC	\$ 186,980	\$ 186,980	REAL
AMERICAN RESIDENTIAL LEASING CO LLC	\$ 170,550	\$ 170,550	REAL
ARC RENTAL MSR I LLC	\$ 120,620	\$ 108,560	REAL
ARC RENTAL MSR I LLC	\$ 169,030	\$ 169,030	REAL
AREA/EY WFT LLC	\$ 9,525,000	\$ 8,700,000	REAL
ATLANTIC MULTI FAMILY 6 COLONY LLC	\$ 2,202,820	\$ 1,969,260	REAL
ATLANTIC MULTI FAMILY 6 COLONY LLC	\$ 749,900	\$ 670,390	REAL
ATLANTIC MULTI FAMILY 6 COLONY LLC	\$ 2,249,700	\$ 2,011,170	REAL
ATLANTIC MULTI FAMILY 6 COLONY LLC	\$ 3,187,070	\$ 2,849,180	REAL
B & B TECHNICAL SERVICES	\$ 938,360	\$ 890,000	REAL
BEL AIR AT LAS COLINAS LL LLC	\$ 37,670,000	\$ 36,528,350	REAL
BELTLINE LLC	\$ 1,163,380	\$ 1,105,000	REAL
BETTER INC	\$ 2,120,000	\$ 2,000,000	REAL
BROWN COLINAS POINTE LLC	\$ 11,100,000	\$ 10,500,000	REAL
BURLINGTON COAT FACTORY	\$ 1,015,960	\$ 914,360	PERSONAL

CERBERUS SFR HOLDINGS LP	\$	216,160	\$	208,320	REAL	
CERBERUS SFR HOLDINGS LP	\$	219,550	\$	197,600	REAL	
CFT NV DEVELOPMENTS LLC	\$	1,050,000	\$	950,000	REAL	
CHARLES G SLOCUM TR THE	\$	409,570	\$	395,000	REAL	
CHATHEAU WILDBRIAR LP	\$	8,950,000	\$	8,055,000	REAL	
CHICK FIL A INC	\$	950,000	\$	950,000	REAL	
CHIPOTLE MEXICAN GRILL	\$	630,000	\$	550,000	REAL	
CLAY COOLEY REAL ESTATE	\$	13,018,090	\$	11,550,000	REAL	
CLAY COOLEY REAL ESTATE	\$	5,182,600	\$	4,700,000	REAL	
CNC SWAGAT FIVE LP	\$	8,284,660	\$	8,284,660	REAL	
CNC SWAGAT FIVE LP	\$	4,196,130	\$	4,196,130	REAL	
CNL RETIREMENT MOP 1110	\$	9,245,000	\$	3,855,000	REAL	
COLUMBIA PROPERTIES	\$	33,284,010	\$	30,000,000	REAL	*
CONNS APPLIANCES INC	\$	14,920	\$	9,880	PERSONAL	
CP 511 BUILDING LLC	\$	18,750,000	\$	17,000,000	REAL	*
CPLG TX PROPERTIES LLC	\$	9,141,110	\$	8,900,000	REAL	
CREEKWOOD APTS LLC	\$	13,500,000	\$	13,500,000	REAL	
CRLP LOS COLINAS BLVD LLC	\$	44,797,000	\$	40,500,000	REAL	*
CROSS COURT REALTY LLC	\$	864,000	\$	864,000	REAL	
CSH 2016 2 BORROWER LLC	\$	213,740	\$	207,800	REAL	
CSH 2016 2 BORROWER LLC	\$	313,740	\$	310,150	REAL	
CSMA FT LLC	\$	143,890	\$	139,990	REAL	
CSMA FT LLC	\$	208,790	\$	187,910	REAL	
CTCRV LLC &	\$	11,224,000	\$	11,224,000	REAL	
CVS AS LESSEE	\$	1,876,370	\$	1,876,370	REAL	
CVS AS LESSEE	\$	2,126,680	\$	2,126,680	REAL	
CWW WEST WIND APARTMENTS	\$	7,250,000	\$	6,550,000	REAL	
DALLAS AIRMOTIVE INC	\$	38,080,700	\$	38,080,700	PERSONAL	
DALLAS METRO APARTMENTS LLC	\$	2,100,000	\$	1,800,000	REAL	
DALLAS NORTHWEST LTD LAKERIDGE OF F	\$	310,140	\$	310,140	REAL	
DALLAS NORTHWEST LTD LAKERIDGE OF F	\$	11,816,770	\$	11,100,000	REAL	
DALLAS NORTHWEST LTD LAKERIDGE OF F	\$	9,464,140	\$	9,309,860	REAL	
DAVID D NIX DDS PA	\$	401,000	\$	401,000	PERSONAL	
DAVITA RX LLC AS LESSEE ET AL	\$	2,150,000	\$	2,000,000	REAL	
DEMASIADO LLC	\$	2,508,000	\$	2,260,000	REAL	
DEVA CORPORATION	\$	4,320,000	\$	4,300,000	REAL	
DFW AIRPORT HOSPITALITY	\$	6,450,000	\$	6,450,000	REAL	
DFW JOSEPH INVESTMENTS LLC	\$	8,832,000	\$	7,950,000	REAL	
DFW TOWER VILLAGE LP	\$	11,581,650	\$	7,887,280	REAL	
DFW TOWER VILLAGE LP	\$	7,893,230	\$	6,362,720	REAL	
DP WPC TX LLC AS OWNER AND LESSEE	\$	11,449,530	\$	10,674,530	REAL	
DP WPC TX LLC AS OWNER AND LESSEE	\$	1,448,050	\$	1,448,050	REAL	
DP WPC TX LLC AS OWNER AND LESSEE	\$	102,420	\$	102,420	REAL	
EL PASO CHELSEA LTD	\$	475,730	\$	399,000	REAL	
ESD DFW SOUTH 2011 LP	\$	24,500,000	\$	23,100,000	REAL	
EXTRA SPACE PROPERTIES 112 LLC	\$	4,000,000	\$	3,600,000	REAL	
EXTRA SPACE PROPERTIES 112 LLC	\$	1,968,750	\$	1,850,000	REAL	
FAIRFIELD LAS BRISAS I LLC	\$	248,430	\$	248,430	REAL	*

FAIRFIELD LAS BRISAS I LLC	\$	23,751,570	\$	22,401,570	REAL	
FEDEX GROUND PACKAGE SYSTEMS INC	\$	21,844,270	\$	17,832,980	PERSONAL	
FELCOR LODGING TRUST	\$	2,470,430	\$	645,970	PERSONAL	
FIREBRAND PROPERTIES LP	\$	1,030,000	\$	950,000	REAL	
FOLDBERG JOHN D &	\$	1,300,000	\$	1,170,000	REAL	
FOREST LANE REALTY LP	\$	1,948,860	\$	1,900,000	REAL	
FPG THE POINT LP	\$	48,085,000	\$	47,000,000	REAL	
FRBH EAGLECREST LLC	\$	13,585,000	\$	12,187,500	REAL	
FRBH EAGLECREST LLC	\$	9,823,000	\$	8,812,500	REAL	
GMRI INC	\$	245,800	\$	233,510	PERSONAL	
GONZALES MARIA A TR	\$	810,470	\$	810,470	REAL	
GROUP 1 REALTY INC & FCA REALTY	\$	3,148,000	\$	3,000,000	REAL	
GRUSIN MARTIN A TRUSTEE	\$	825,000	\$	825,000	REAL	
HCD DALLAS CORP	\$	800,000	\$	800,000	REAL	
HCD DALLAS CORP	\$	41,200,000	\$	37,200,000	REAL	
HKRK MGMT INC	\$	2,502,870	\$	2,300,000	REAL	
HOME SFR BORROWER LLC	\$	127,220	\$	127,220	REAL	
HOME SFR BORROWER LLC	\$	108,080	\$	108,080	REAL	
HOME SFR BORROWER LLC	\$	205,860	\$	202,050	REAL	
HOME SFR BORROWER LLC	\$	119,050	\$	119,050	REAL	
HMK LTD	\$	52,000	\$	52,000	REAL	
HMK LTD	\$	37,220	\$	37,220	REAL	
HRUS DFW EAST LLC	\$	17,194,020	\$	14,500,000	REAL	
IRVING 4600 WEST PIONEER	\$	38,900,000	\$	31,000,000	REAL	
IRVING LODGING LLC	\$	4,650,000	\$	4,400,000	REAL	
ISA HOSPITALITY INC	\$	2,400,000	\$	2,187,000	REAL	
JAMBROS PARTNERS LTD	\$	4,449,510	\$	4,000,000	REAL	
K GARAGE CO LTD	\$	5,272,470	\$	4,875,000	REAL	
KAMEYAMA KEISHI	\$	12,320,000	\$	11,750,000	REAL	
KBS SOR 125 JOHN CARPENTER LLC	\$	66,235,000	\$	63,000,000	REAL	*
KBSIII TOWER AT LAKE CAROLYN LLC	\$	55,970,000	\$	54,000,000	REAL	*
KENSINGTON APARTMENTS LLC	\$	14,400,000	\$	13,700,000	REAL	
KHOSROW SADEGHIAN	\$	108,390	\$	70,450	REAL	
KUMAR SUNDIP	\$	585,090	\$	540,000	REAL	
LAKE CAROLYN PKWY LLC	\$	46,609,000	\$	43,434,000	REAL	*
LAKE WORTH HOTEL CORP	\$	5,050,000	\$	4,600,000	REAL	
LAS COLINAS AAA INVESTMENT	\$	2,686,490	\$	2,513,860	REAL	
LAS COLINAS IRVING ACQUISITION I	\$	71,400,000	\$	70,277,550	REAL	*
LAS COLINAS IRVING ACQUISITION II	\$	40,720,000	\$	39,000,000	REAL	*
LAS COLINAS LAKE POINTE LP	\$	1,156,000	\$	1,132,100	REAL	*
LBH LAS COLINAS PLAZA LLC	\$	28,000,000	\$	28,000,000	REAL	
LEGACY REI GROUP VF LLC	\$	6,800,000	\$	6,250,000	REAL	
LOOP HOTEL INC	\$	468,000	\$	325,000	REAL	
LOWEN RAIFORD LP	\$	11,100,000	\$	10,500,000	REAL	
LOWES HOME CENTERS INC	\$	7,500,000	\$	6,160,030	REAL	
LUXMANA REI 001 LLC	\$	2,545,920	\$	2,240,000	REAL	
MAA TANC LLC	\$	34,000,000	\$	33,000,000	REAL	*
MAAHIYAA HOTEL LLC	\$	7,395,790	\$	4,989,060	REAL	

MALL AT IRVING LLC	\$	42,250,000	\$	42,250,000	REAL	
MALL AT IRVING LLC	\$	1,729,780	\$	1,729,780	REAL	
MALL AT IRVING LLC	\$	5,153,610	\$	5,153,610	REAL	
MALL AT IRVING LLC	\$	193,440	\$	193,440	REAL	
MALL AT IRVING LLC	\$	1,301,420	\$	1,301,420	REAL	
MATTRESS FIRM	\$	58,680	\$	58,680	PERSONAL	
MATTRESS FIRM	\$	140,430	\$	140,430	PERSONAL	
MCADOO BRUCE	\$	996,840	\$	500,000	REAL	
MERCHANTS AUTO GROUP INC	\$	2,179,290	\$	1,829,670	PERSONAL	
MFO PPTIES LTD	\$	1,613,000	\$	1,613,000	REAL	
MO DANY REVOCABLE TRUST	\$	1,750,000	\$	1,699,000	REAL	
MONTERRA APARTMENTS LP	\$	36,129,970	\$	35,000,000	REAL	*
N I R INVESTMENTS LTD	\$	675,000	\$	630,000	REAL	
NEPTUNE VENTURES LLC	\$	200,000	\$	200,000	REAL	
NEPTUNE VENTURES LLC	\$	187,000	\$	187,000	REAL	
NEPTUNE VENTURES LLC	\$	233,740	\$	233,740	REAL	
NEPTUNE VENTURES LLC	\$	116,810	\$	116,810	REAL	
NEPTUNE VENTURES LLC	\$	132,990	\$	132,990	REAL	
NEPTUNE VENTURES LLC	\$	160,000	\$	160,000	REAL	
NEWPORT APARTMENTS PROPERTY OWNEI	\$	18,377,590	\$	17,500,000	REAL	
OMINET AVENIDA LLC	\$	6,067,000	\$	5,416,730	REAL	
OMINET AVENIDA LLC	\$	14,933,000	\$	13,333,270	REAL	
PACIFIC PLATINUM TRUST	\$	454,900	\$	435,000	REAL	
PACIFIC PLATINUM TRUST	\$	527,640	\$	390,000	REAL	
PARMA LAS COLINAS TOWERS LLC	\$	4,048,000	\$	4,048,000	REAL	*
PARMA LAS COLINAS TOWERS LLC	\$	54,722,000	\$	54,722,000	REAL	
PARMA MANDALAY TOWER LLC	\$	36,360,000	\$	32,700,000	REAL	
PATEL CHANDRAKANT B	\$	2,050,000	\$	1,950,000	REAL	
PATEL DHAVAL	\$	1,069,610	\$	1,040,000	REAL	
PATEL KAMLESH M & AMISHA G	\$	1,065,000	\$	1,050,000	REAL	
PATEL SURESHCHANDRA N &	\$	491,820	\$	450,000	REAL	
PBH VALLEY CREEK LLC	\$	26,000,000	\$	23,400,000	REAL	
PBH VALLEY RIDGE LLC	\$	28,560,000	\$	26,000,000	REAL	
PCPI UT OWNER LP	\$	9,801,860	\$	9,801,860	REAL	*
PCPI UT OWNER LP	\$	137,183,140	\$	121,198,140	REAL	*
POST AVALON LLC	\$	16,400,000	\$	15,800,000	REAL	
POST MONTORO LLC	\$	18,000,000	\$	16,775,000	REAL	
PPF AMLI 777 LAKE CAROLYN PARKWAY	\$	65,286,720	\$	64,000,000	REAL	*
PRESIDIUM VINEYARDS INVESTORS LLC	\$	13,288,000	\$	13,288,000	REAL	
RACETRAC	\$	563,900	\$	315,000	PERSONAL	
RACETRAC	\$	425,570	\$	317,700	PERSONAL	
RACETRAC PETROLEUM INC	\$	1,924,220	\$	1,732,000	REAL	
RAHIMI JAWID &	\$	1,016,010	\$	995,000	REAL	
RANDALLS FOOD & DRUG LP	\$	4,025,000	\$	4,025,000	REAL	
RAYO LLC	\$	2,170,000	\$	1,925,000	REAL	
RAYO LLC	\$	2,170,000	\$	1,925,000	REAL	
RED LOBSTER HOSPITALITY LLC	\$	399,150	\$	276,410	PERSONAL	
RED OAK COMMERCIAL	\$	3,121,500	\$	2,550,000	REAL	

RESI SFR SUB LLC	\$	150,180	\$	144,200	REAL
RESI SFR SUB LLC	\$	126,130	\$	126,130	REAL
RESI SFR SUB LLC	\$	136,060	\$	125,100	REAL
RFI WESTWOOD VILLAGE LLC	\$	19,500,000	\$	17,700,000	REAL
ROCHELLE PLACE L P	\$	5,200,000	\$	5,040,000	REAL
ROCHELLE PLAZA ASSOCIATES	\$	5,518,780	\$	5,518,780	REAL
ROSEMONT SUMMIT OPERATING LLC	\$	57,335,000	\$	52,750,000	REAL *
SANDLIAN COLBY B &	\$	2,364,600	\$	2,128,000	REAL
SAVOY DALLAS HOTELS LLC	\$	8,430,050	\$	7,390,000	REAL
SEARITAGE SRC FINANCE LLC	\$	4,800,000	\$	3,400,000	REAL
SECURITY PORTFOLIO IV LP	\$	2,737,130	\$	2,737,130	REAL
SEDONA PARK APARTMENTS LLC	\$	16,000,000	\$	16,000,000	REAL
SHIV INC	\$	4,643,630	\$	4,000,000	REAL
SOUTHERN UNITED ENTERPRISES	\$	114,130	\$	114,130	PERSONAL
SPARTRA LLC	\$	3,892,460	\$	3,550,000	REAL
SRP SUB LLC	\$	149,330	\$	141,540	REAL
SRP SUB LLC	\$	150,490	\$	140,640	REAL
SRP SUB LLC	\$	202,660	\$	202,660	REAL
SRP SUB LLC	\$	214,790	\$	214,790	REAL
SWETA PATEL LLC	\$	3,800,000	\$	3,800,000	REAL
TAH 2017 1 BORROWER LLC	\$	134,430	\$	134,430	REAL
TAH HOLDING LP	\$	151,020	\$	137,410	REAL
TAH HOLDING LP	\$	155,780	\$	140,200	REAL
TAH HOLDING LP	\$	143,870	\$	140,010	REAL
TAH HOLDING LP	\$	118,670	\$	109,400	REAL
TAH HOLDING LP	\$	144,180	\$	137,730	REAL
TAH HOLDING LP	\$	169,960	\$	158,000	REAL
TAH HOLDING LP	\$	139,740	\$	133,710	REAL
TCI 600 LAS COLINAS INC	\$	72,200,000	\$	68,000,000	REAL *
TCI MERIDIAN ACRES LLC	\$	2,023,990	\$	2,023,990	REAL
TOWNE NORTH SC PTNR LTD	\$	6,912,490	\$	6,575,700	REAL
TOWNE NORTH SC PTNR LTD	\$	3,179,190	\$	3,024,300	REAL
TR ATRIUM LP	\$	13,845,000	\$	13,000,000	REAL
TR ATRIUM LP	\$	8,470,000	\$	7,500,000	REAL
TRUE DFW2015 1 HOMES LLC	\$	150,900	\$	147,980	REAL
TRUE DFW2015 1 HOMES LLC	\$	103,390	\$	101,370	REAL
TSCA52 LP	\$	2,420,000	\$	1,800,000	REAL
U S XPRESS LEASING COMPANY	\$	25,000,000	\$	100,000	PERSONAL
URBAN WOODSIDE APARTMENTS LP	\$	8,900,000	\$	7,975,000	REAL
US SFE ASSET COMPANY 1 LLC	\$	138,140	\$	124,330	REAL
VAC APARTMENTS LLC	\$	10,000,000	\$	8,600,000	REAL
VUKOTA BRIDGEPORT APTS LP &	\$	21,000,000	\$	18,900,000	REAL
WALMART REAL ESTATE	\$	11,172,710	\$	10,742,990	REAL
WALNUT HILL TX PARTNERS LLC	\$	46,000,000	\$	42,714,000	REAL
WESTDALE BROOKSTONE/TERRACE LP	\$	11,128,840	\$	10,100,000	REAL
WESTDALE BROOKSTONE/TERRACE LP	\$	13,881,340	\$	12,500,000	REAL
WESTDALE ESTELLE CREEK	\$	12,849,030	\$	11,600,000	REAL
WESTDALE WOODMEADE LTD	\$	19,069,120	\$	17,200,000	REAL

WESTGATE & GLEN ARBOR	\$	16,000,000	\$	14,400,000	REAL
WESTGATE & GLEN ARBOR	\$	7,859,330	\$	7,073,390	REAL
WESTGATE & GLEN ARBOR	\$	2,691,610	\$	2,422,450	REAL
WESTGATE & GLEN ARBOR	\$	3,449,060	\$	3,104,160	REAL
WOODCHASE & CLARENDON APARTMENTS	\$	11,417,570	\$	9,226,750	REAL
WOODCHASE & CLARENDON APARTMENTS	\$	4,796,460	\$	4,023,250	REAL
WOODLAND RIDGE POE LLC	\$	18,115,190	\$	16,333,320	REAL
WOODLAND RIDGE POE LLC	\$	9,057,600	\$	8,166,680	REAL
WTH PROPERTIES LLC	\$	7,153,840	\$	7,153,840	REAL
WTH PROPERTIES LLC	\$	7,153,840	\$	7,400,000	REAL
TOTAL	\$	2,536,488,130	\$	2,331,311,480	

2017 ACTIVE LAWSUITS

OWNERS NAME	DCAD VALUE	TYPE OF PROPERTY
AVIS BUDGET CAR RENTAL LLC	\$ 1,829,870	PERSONAL
AVIS BUDGET CAR RENTAL LLC	\$ 358,060	PERSONAL
TOTAL	\$ 2,187,930	

2017 SETTLED LAWSUITS

OWNERS NAME	DCAD VALUE	SETTLED VALUE	TYPE OF PROPERTY
ABS HOSPITALITY GROUP LLC	\$ 1,400,000	\$ 1,300,000	REAL
AGRE WILLIAMS SQUARE HOLDINGS LLC	\$ 105,590,370	\$ 92,746,330	REAL *
AGRE WILLIAMS SQUARE HOLDINGS LLC	\$ 62,847,130	\$ 51,968,730	REAL *
AGRE WILLIAMS SQUARE HOLDINGS LLC	\$ 8,990,280	\$ 8,578,530	REAL *
AGRE WILLIAMS SQUARE HOLDINGS LLC	\$ 62,572,220	\$ 53,706,410	REAL *
AIGGRE TX HOTEL LAS COLINAS OWNER I	\$ 10,836,630	\$ 9,800,000	REAL
ALDEN SHORT INC	\$ 118,730	\$ 105,000	REAL
ALDEN SHORT INC	\$ 113,710	\$ 102,000	REAL
ALDEN SHORT INC	\$ 60,530	\$ 60,530	REAL
ALDEN SHORT INC	\$ 117,950	\$ 117,950	REAL
ANGEL HOSPITALITY VIII LLC	\$ 7,735,730	\$ 6,870,000	REAL *
BEL AIR AT LAS COLINAS LL LLC	\$ 33,500,000	\$ 31,750,000	REAL
BELTLINE AIRPORT FREEWAY JV ETAL	\$ 2,145,980	\$ 1,600,000	REAL
BELTLINE VILLAGE PARTNERS	\$ 6,500,000	\$ 5,950,000	REAL
BETTER INC	\$ 1,950,000	\$ 1,800,000	REAL
BIG DIAMOND SKIPPER BEVERAGE	\$ 54,090	\$ 12,000	PERSONAL
BIG DIAMOND SKIPPER BEVERAGE	\$ 181,070	\$ 82,110	PERSONAL
BIG DIAMOND SKIPPER BEVERAGE	\$ 167,690	\$ 77,430	PERSONAL
BIG DIAMOND SKIPPER BEVERAGE	\$ 111,300	\$ 77,770	PERSONAL
BRE LAS COLINAS LLC	\$ 85,000,000	\$ 69,000,000	REAL
BRE LAS COLINAS LLC	\$ 5,752,840	\$ 5,752,840	REAL
BRE LAS COLINAS LLC	\$ 247,160	\$ 247,160	REAL
BROWN COLINAS POINTE LLC	\$ 9,650,000	\$ 9,400,000	REAL
CANAL CENTRE LLC	\$ 32,600,000	\$ 32,600,000	REAL *
CASA DEL SOL TEXAS LLC	\$ 2,965,000	\$ 2,700,000	REAL
CHIPOTLE MEXICAN GRILL	\$ 554,320	\$ 485,000	REAL
CLAY COOLEY REAL ESTATE	\$ 11,245,710	\$ 9,750,000	REAL
CLAY COOLEY REAL ESTATE	\$ 3,120,530	\$ 2,725,000	REAL
CNL RETIREMENT MOP 1110	\$ 10,215,000	\$ 3,855,000	REAL
CNLS BEP LP	\$ 1,800,000	\$ 1,400,000	REAL
COLUMBIA PROPERTIES	\$ 32,577,220	\$ 30,300,000	REAL *
COOLEY FAMILY IRREVOCABLE TRUST	\$ 2,298,690	\$ 1,257,990	PERSONAL
COOLEY FAMILY IRREVOCABLE TRUST	\$ 327,240	\$ 327,240	PERSONAL
COOLEY FAMILY IRREVOCABLE TRUST	\$ 1,647,380	\$ 717,320	PERSONAL
CREEKWOOD APTS LLC	\$ 12,470,000	\$ 11,000,000	REAL
CROSS COURT REALTY LLC	\$ 864,000	\$ 825,000	REAL
CROWN ENTERPRISES INC	\$ 2,100,000	\$ 2,050,000	REAL
CROWN ENTERPRISES INC	\$ 3,099,770	\$ 2,050,000	REAL
CSC SERVICeworks INC	\$ 580,930	\$ 464,370	PERSONAL
D L PETERSON TRUST I	\$ 5,302,690	\$ 4,394,640	PERSONAL
DAL RICH VILLAGE LTD	\$ 13,000,000	\$ 11,500,000	REAL
DAL RICH VILLAGE LTD	\$ 3,051,970	\$ 2,538,060	REAL
DAL RICH VILLAGE LTD	\$ 608,270	\$ 505,850	REAL
DAL RICH VILLAGE LTD	\$ 7,339,760	\$ 6,103,840	REAL
DCT ROYAL LANE LLC	\$ 904,238,820	\$ 4,010,000	REAL

OWNERS NAME	DCAD VALUE	SETTLED VALUE	TYPE OF PROPERTY
DEVA CORPORATION	\$ 4,500,000	\$ 4,154,310	REAL
DFW AIRPORT HOSPITALITY	\$ 8,400,000	\$ 6,450,000	REAL
DFW BELTLINE COMMERCE CENTER LLC	\$ 874,180	\$ 819,540	REAL
DFW BELTLINE COMMERCE CENTER LLC	\$ 1,373,200	\$ 1,287,380	REAL
DFW BELTLINE COMMERCE CENTER LLC	\$ 1,373,200	\$ 1,287,370	REAL
DFW BELTLINE COMMERCE CENTER LLC	\$ 1,179,420	\$ 1,105,710	REAL
DFW JOSEPH INVESTMENTS LLC	\$ 7,941,280	\$ 4,800,000	REAL
DULCE RESTAURANTS LLC	\$ 120,990	\$ 96,400	PERSONAL
DULCE RESTAURANTS LLC	\$ 198,390	\$ 77,000	PERSONAL
DULCE RESTAURANTS LLC	\$ 113,790	\$ 67,900	PERSONAL
ELEMENT FLEET CORPORATION	\$ 1,711,670	\$ 1,401,880	PERSONAL
ELMSTONE GROUP OP1 LLC	\$ 6,800,000	\$ 6,282,610	REAL
ELMSTONE GROUP OP1 LLC	\$ 2,400,000	\$ 2,217,390	REAL
ELMSTONE GROUP OP2 LLC	\$ 11,443,470	\$ 8,200,000	REAL
ESD DFW SOUTH 2011 LP	\$ 24,500,000	\$ 23,100,000	REAL
EXTRA SPACE PROPERTIES 107 LLC	\$ 2,450,000	\$ 2,450,000	REAL
EXTRA SPACE PROPERTIES 107 LLC	\$ 3,026,420	\$ 2,726,410	REAL
EXTRA SPACE PROPERTIES 107 LLC	\$ 1,968,750	\$ 1,773,590	REAL
EXTRA SPACE PROPERTIES 107 LLC	\$ 2,849,000	\$ 2,734,860	REAL
FIELDS WILLIAM S & MARGARET M B TRU:	\$ 2,250,000	\$ 2,250,000	REAL
FIREBRAND PROPERTIES LP	\$ 1,165,000	\$ 924,000	REAL
FPG THE POINT LP	\$ 48,630,000	\$ 47,000,000	REAL
FREEPORT REGENT LLC	\$ 10,532,500	\$ 9,564,750	REAL
GANGA HOTEL GROUP INC	\$ 4,100,000	\$ 4,100,000	REAL
GELCO FLEET TRUST	\$ 2,172,120	\$ 1,792,910	PERSONAL
GLEN ARBOR MULTIFAMILY LLC	\$ 14,400,000	\$ 13,600,000	REAL
GROUND HERSHAL GENE	\$ 220,000	\$ 220,000	REAL
GROUP 1 REALTY INC	\$ 3,426,200	\$ 3,000,000	REAL
GRUSIN MARTIN A TRUSTEE	\$ 897,750	\$ 810,000	REAL
HCRE LAS COLINAS LLC	\$ 9,900,000	\$ 8,600,000	REAL *
HIGHLAND CREST LTD	\$ 12,750,000	\$ 11,700,000	REAL
HKRK MGNT INC	\$ 2,617,720	\$ 2,400,000	REAL
IMT CAPITAL III LAKESHORE LOFTS LP	\$ 47,000,000	\$ 45,408,240	REAL *
IMV GROUP LLC	\$ 893,570	\$ 763,290	REAL
IMV GROUP LLC	\$ 118,520	\$ 101,240	REAL
IMV GROUP LLC	\$ 112,300	\$ 95,930	REAL
IMV GROUP LLC	\$ 109,790	\$ 93,780	REAL
IMV GROUP LLC	\$ 86,290	\$ 73,710	REAL
IMV GROUP LLC	\$ 81,570	\$ 69,680	REAL
IMV GROUP LLC	\$ 694,780	\$ 593,490	REAL
IMV GROUP LLC	\$ 219,590	\$ 187,580	REAL
IMV GROUP LLC	\$ 201,500	\$ 172,120	REAL
IMV GROUP LLC	\$ 57,580	\$ 49,180	REAL
INTERGERMAN SUMMER GATE LP	\$ 10,750,000	\$ 9,600,000	REAL
IRVING CLUB ACQUISITION CORP	\$ 1,137,910	\$ 1,137,910	PERSONAL
IRVING LODGING LLC	\$ 4,404,980	\$ 4,035,700	REAL
ISA HOSPITALITY INC	\$ 2,220,000	\$ 1,950,000	REAL
J&J LOTT IRVING LLC	\$ 27,769,510	\$ 27,000,000	REAL
JACK IN THE BOX INC	\$ 91,216,390	\$ 194,750	PERSONAL

OWNERS NAME	DCAD VALUE	SETTLED VALUE	TYPE OF PROPERTY
K GARAGE CO LTD	\$ 4,671,700	\$ 4,503,400	REAL
K SERIES III LLC	\$ 97,700	\$ 97,700	REAL
K SERIES III LLC	\$ 650,000	\$ 650,000	REAL
KAMEYAMA KEISHI	\$ 12,500,000	\$ 11,255,000	REAL
KBSIII TOWER AT LAKE CAROLYN LLC	\$ 56,060,000	\$ 53,140,000	REAL *
KENSINGTON APARTMENTS LLC	\$ 13,312,000	\$ 12,400,000	REAL
KHOSROW SADEGHIAN	\$ 98,460	\$ 70,000	REAL
KHOSROW SADEGHIAN	\$ 108,390	\$ 52,000	REAL
KROGER TEXAS LP	\$ 758,210	\$ 758,210	REAL
KROGER TEXAS LP	\$ 1,622,000	\$ 1,622,000	REAL
KROGER TEXAS LP	\$ 1,400,000	\$ 1,400,000	REAL
KROGER TEXAS LP	\$ 3,800,000	\$ 3,800,000	REAL
KROGER TEXAS LP	\$ 910,230	\$ 910,230	REAL
KUMAR SUNDIP	\$ 561,440	\$ 515,000	REAL
LAKE WORTH HOTEL CORP	\$ 4,400,000	\$ 4,200,000	REAL
LAS COLINAS IRVING ACQUISITION CO I	\$ 69,000,000	\$ 66,950,000	REAL *
LAS COLINAS IRVING ACQUISITION CO II	\$ 39,315,000	\$ 38,000,000	REAL *
LEGACY REI GROUP VF LLC	\$ 6,788,830	\$ 6,250,000	REAL
LOWEN TRINITY MILLS	\$ 12,838,950	\$ 10,840,000	REAL
LOWES HOME CENTERS INC	\$ 7,500,000	\$ 7,500,000	REAL
LQ TX PROPERTIES LLC	\$ 8,787,680	\$ 8,639,400	REAL
MAAHIYAA HOTEL LLC	\$ 7,362,310	\$ 4,966,350	REAL
MACYS RETAIL HOLDING INC	\$ 2,977,080	\$ 2,548,660	PERSONAL
MARABELLA AT LAS COLINAS	\$ 21,662,080	\$ 19,083,270	REAL
MARABELLA AT LAS COLINAS	\$ 20,337,920	\$ 17,916,730	REAL
MO DANY REVOCABLE TRUST	\$ 1,750,000	\$ 1,699,000	REAL
MONTERRA APARTMENTS LP	\$ 35,250,000	\$ 33,400,000	REAL *
MUKUNDBHAI PATEL J & DAXABEN	\$ 1,123,710	\$ 960,000	REAL
NEPTUNE VENTURES LLC	\$ 200,000	\$ 200,000	REAL
NEPTUNE VENTURES LLC	\$ 173,410	\$ 173,410	REAL
NEPTUNE VENTURES LLC	\$ 79,730	\$ 79,730	REAL
NEPTUNE VENTURES LLC	\$ 179,410	\$ 179,410	REAL
NEPTUNE VENTURES LLC	\$ 116,810	\$ 116,810	REAL
NEPTUNE VENTURES LLC	\$ 123,030	\$ 123,030	REAL
NEPTUNE VENTURES LLC	\$ 141,600	\$ 141,600	REAL
NEWPORT APARTMENTS PROPERTY OWNE	\$ 17,248,000	\$ 16,700,000	REAL
NORTHGATE INVESTORS LLC	\$ 14,100,000	\$ 13,250,000	REAL
OMINET AVENIDA LLC	\$ 5,966,480	\$ 5,416,730	REAL
OMINET AVENIDA LLC	\$ 14,686,520	\$ 13,333,270	REAL
PARMA LAS COLINAS TOWERS LLC	\$ 50,132,000	\$ 46,952,000	REAL
PARMA LAS COLINAS TOWERS LLC	\$ 4,048,000	\$ 4,048,000	REAL *
PARMA MANDALAY TOWER LLC	\$ 30,300,000	\$ 27,500,000	REAL
PERFECT AND MODERN TEAM LLC	\$ 1,131,320	\$ 1,025,000	REAL
POST MONTORO LLC	\$ 16,250,000	\$ 15,250,000	REAL
PROPERTY RESERVE INC	\$ 70,552,820	\$ 52,914,000	REAL
RANDALLS FOOD & GRUG LP	\$ 4,025,000	\$ 4,025,000	REAL
RAVI PATEL	\$ 953,680	\$ 870,000	REAL
RAYO LLC	\$ 2,050,000	\$ 1,850,000	REAL
RAYO LLC	\$ 92,050,000	\$ 1,850,000	REAL

OWNERS NAME	DCAD VALUE	SETTLED VALUE	TYPE OF PROPERTY
RED LOBSTER HOSPITALITY LLC	\$ 378,750	\$ 308,143	PERSONAL
ROCHELLE PLAZA ASSOCIATES	\$ 5,150,000	\$ 4,975,000	REAL
ROSEMONT SUMMIT OPERATING LLC	\$ 51,635,000	\$ 50,000,000	REAL *
SALEM LEASING INC	\$ 4,071,440	\$ 2,676,740	PERSONAL
SANDLIAN COLBY B &	\$ 2,364,600	\$ 2,128,000	REAL
SECURITY PORTFOLIO IV LP	\$ 2,737,130	\$ 2,737,130	REAL
SONIC INDUSTRIES INC	\$ 162,680	\$ 146,410	PERSONAL
SOUTHEASTERN FREIGHTLINES INC	\$ 4,190,170	\$ 2,553,250	PERSONAL
SPARTRA LLC	\$ 3,600,000	\$ 3,400,000	REAL
STATE BANK OF TEXAS	\$ 4,938,550	\$ 4,938,550	REAL
STATE BANK OF TEXAS	\$ 1,896,750	\$ 1,637,100	REAL
STONEBRIDGE IRVING VENTUR	\$ 310,140	\$ 310,140	REAL
STONEBRIDGE IRVING VENTUR	\$ 11,439,160	\$ 10,700,000	REAL
STONEBRIDGE IRVING VENTUR	\$ 9,774,280	\$ 9,145,000	REAL
SUN LIFE INSURANCE CO OF CANADA	\$ 30,850,000	\$ 30,439,000	REAL
SWAY BEAULY LLC	\$ 137,110	\$ 122,030	REAL
SWETA PATEL LLC	\$ 3,702,050	\$ 3,702,050	REAL
TAH 2016-1 BORROWER LLC	\$ 132,550	\$ 119,300	REAL
TAH 2016-1 BORROWER LLC	\$ 128,630	\$ 115,770	REAL
TAH 2016-1 BORROWER LLC	\$ 109,400	\$ 98,460	REAL
TB THRIVE CRP LP	\$ 9,699,660	\$ 9,100,000	REAL
TCI 600 LAS COLINAS INC	\$ 71,645,000	\$ 62,200,000	REAL *
TCI MERIDIAN ACRES LLC	\$ 2,023,990	\$ 1,278,312	REAL
TEXAS SFI PARTNERSHIP 37 LTD	\$ 31,000,000	\$ 31,000,000	REAL
TOWNE NORTH SC PTNR LTD	\$ 6,912,490	\$ 6,575,000	REAL
TOWNE NORTH SC PTNR LTD	\$ 3,179,190	\$ 3,025,000	REAL
TP APARTMENTS LLC	\$ 3,074,880	\$ 2,771,370	REAL
TP APARTMENTS LLC	\$ 1,085,810	\$ 978,630	REAL
TR ATRIUM LP	\$ 11,945,000	\$ 11,945,000	REAL
TRT DEVELOPMENT COMPANY	\$ 800,000	\$ 800,000	REAL
TRT DEVELOPMENT COMPANY	\$ 39,200,000	\$ 37,200,000	REAL
TRUE DFW2015 1 HOMES LLC	\$ 133,400	\$ 121,440	REAL
TRUE DFW2015 1 HOMES LLC	\$ 111,560	\$ 101,550	REAL
TSCA 222 LIMITED PS	\$ 7,909,520	\$ 7,500,000	REAL
TSCA 52 LP	\$ 1,990,000	\$ 1,800,000	REAL
U S XPRESS INC	\$ 25,000,000	\$ 100,000	PERSONAL
WALGREENS CO	\$ 1,078,490	\$ 969,410	PERSONAL
WALGREENS CO	\$ 1,335,990	\$ 1,200,630	PERSONAL
WALGREENS CO	\$ 1,014,620	\$ 910,480	PERSONAL
WALMART REAL EST BUS TRST	\$ 11,963,780	\$ 10,742,990	REAL
WALNUT ABLES LTD	\$ 3,145,590	\$ 2,900,000	REAL
WALNUT HILL THRIVE LTD	\$ 6,800,000	\$ 6,120,000	REAL
WALNUT HILL TX PARTNERS LLC	\$ 45,300,000	\$ 41,500,000	REAL
WESTDALE BROOKSTONE TERRACE LP	\$ 9,600,000	\$ 9,494,000	REAL
WESTDALE BROOKSTONE TERRACE LP	\$ 8,695,000	\$ 8,695,000	REAL
WESTDALE BROOKSTONE TERRACE LP	\$ 11,800,000	\$ 10,750,000	REAL
WESTDALE BROOKSTONE TERRACE LP	\$ 11,500,000	\$ 10,650,000	REAL
WESTDALE TIC BRIDGEPORT LP &	\$ 16,600,000	\$ 16,600,000	REAL
WESTGATE MULTIFAMILY LLC	\$ 98,672,000	\$ 6,244,140	REAL

OWNERS NAME	DCAD	SETTLED	TYPE OF
	VALUE	VALUE	PROPERTY
WESTGATE MULTIFAMILY LLC	\$ 2,928,000	\$ 2,740,230	REAL
WESTGATE MULTIFAMILY LLC	\$ 2,688,000	\$ 2,515,630	REAL
WTH PROPERTIES LLC	\$ 6,503,780	\$ 6,503,780	REAL
WTH PROPERTIES LLC	\$ 7,396,220	\$ 7,396,220	REAL
WOODLAND RIDGE POE LLC	\$ 16,666,670	\$ 15,666,670	REAL
WOODLAND RIDGE POE LLC	\$ 8,333,330	\$ 7,833,330	REAL
1080 STEEPLECHASE LLC &	\$ 14,000,000	\$ 14,000,000	REAL
217 94 GRUMA BLDG HOLDINGS LP	\$ 3,245,000	\$ 3,245,000	REAL
2929 PARK GROVE VNTRE LTD	\$ 7,785,000	\$ 6,761,220	REAL
2929 PARK GROVE VNTRE LTD	\$ 545,000	\$ 438,780	REAL
300 320 DECKER LLC	\$ 10,043,700	\$ 7,300,000	REAL
3146 NORTHGATE CI LLC	\$ 10,348,200	\$ 10,348,200	REAL
3312 FOREST LN LLC	\$ 1,203,670	\$ 1,012,900	REAL
4525 TOWNE LAKE VILLAGE LL LLC	\$ 13,900,000	\$ 13,000,000	REAL
500 E 114 LLC	\$ 18,580,000	\$ 17,737,830	REAL
500 E 114 LLC	\$ 1,039,170	\$ 1,039,170	REAL
850 LAKE CAROLYN PKWY APARTMENTS I	\$ 44,000,000	\$ 42,800,000	REAL *
TOTAL	\$ 2,078,291,640	\$ 1,865,173,635	



CONSENT AGENDA ITEM

10/26/2020

TOPIC: Consider Approval of Item No. 2021-09 Authorizing the Purchase of the property located at 2200 West Irving Boulevard, in Irving Texas, 75061, for Educational, Professional Development, and/or Administration Facility Purposes, and Delegate Authority to the Superintendent or her Designee to Negotiate a Purchase Agreement, including terms, conditions, and the purchase price.

SUBMITTED BY: Magda Hernandez / Juan Carlos Martinez / Jerome Pilgrim

BACKGROUND: The Irving ISD Administration considers it necessary to acquire the fee simple title to certain property located at 2200 West Irving Boulevard, Irving Texas, 75061 (Irving Family YMCA) for Educational, Professional Development, and/or Administration Facility Purposes. It is the intention of the Administration to obtain, review and consider Contract Documents and an Offer to be submitted to the District by the seller covering the Property, and consider the appraisal, and all other possible cost estimates prepared for the property. Upon investigation of the data, the Administration will determine if the data is sufficient data so as to support and allow the district to make a determination of the proper purchase price to be paid to the owner for the Property or not to accept to pay a price Offer from the Owner but instead make a Counter-Offer price to the Owner.

The administration has investigated the availability of the property for public school and administrative usage as mentioned above and based thereon considers that it will serve the Educational, Professional Development, and/or Administration Facility Purposes for which the administration desires. Therefore, it is the intention of the District to acquire the Property located at 2200 West Irving Boulevard, Irving Texas, 75061 (Irving Family YMCA) for Educational, Professional Development, and/or Administration Facility Purposes to serve the educational needs of the children enrolled in and/or served by the District. Following the final negotiations, the administration will submit the final negotiated contract through resolution to the Board for consideration of final approval.

ADMINISTRATIVE RECOMMENDATION: The Administration recommends the Board Approve Item No. 2021-09, Authorizing the Purchase of the property located at 2200 West Irving Boulevard in Irving, Texas 75061, and Delegate Authority to the Superintendent or her Designee to Negotiate a Purchase Agreement, including terms, conditions, and the purchase price.

RECOMMENDED BOARD MOTION: I Move that the Board Approve Item No. 2021-09, Authorizing the Purchase of the property located at 2200 West Irving Boulevard, Irving, Texas 75061, and Delegate Authority to the Superintendent or her Designee to Negotiate a Purchase Agreement, including terms, conditions, and the purchase price.


Additional Agenda Sheets Attached: Yes No

AGENDA SHEET

Meeting Date:10/26/2020

Topic: Consider Approval of Item No. 2021-09 Authorizing the Purchase of the property located at 2200 West Irving Boulevard, in Irving Texas, 75061, for Educational, Professional Development, and/or Administration Facility Purposes, and Delegate Authority to the Superintendent or her Designee to Negotiate a Purchase Agreement, including terms, conditions, and the purchase price.

THE PURCHASE WILL BE IN ACCORDANCE WITH TEXAS EDUCATION CODE 11.151 AND TEXAS LOCAL GOVERNMENT CODE 271.004. I CERTIFY SAID ACTION WILL BE PERFORMED IN COMPLIANCE WITH APPLICABLE STATE AND FEDERAL STATUTES AND REGULATIONS, BOARD POLICY CH(LOCAL).



JEROME PILGRIM
DIRECTOR OF PURCHASING



CONSENT AGENDA ITEM – BIDS
10/26/2020

TOPIC: Consider Acceptance of Report to Irving ISD Board of Trustees for 2019-2020 Management Fees Under Certain Cooperative Purchasing Contracts

SUBMITTED BY: Jerome Pilgrim

BACKGROUND: The Texas Local Government Code and Texas Education Code authorize the use of purchasing cooperatives by school districts. Cooperative purchasing provide a variety of efficiencies and benefits, including, aggregated purchasing power, pre-negotiated discounted prices for goods and services, rebates for certain products and contracts that have already been competed through a Request for Proposal (RFP) process.

Texas Education Code § 44.0331 requires school districts to report to the Board of Trustees management fees under certain cooperative purchasing contracts. The code states that: (a) A school district that enters into a purchasing contract valued at \$25,000 or more under Section 44.031(a)(5), under Subchapter F, Chapter 271, Local Government Code, or under any other cooperative purchasing program authorized for school districts by law, shall document any contract-related fee, including any management fee, and the purpose of each fee under the contract. (b) The fees described must be presented in a written report and submitted annually in an open meeting of the board of trustees of the school district. The written report must appear as an agenda item.

FUNDING SOURCE: Local Funds

COSTS: Not Applicable

ADMINISTRATIVE RECOMMENDATION: The Administration recommends acceptance of the report to Irving ISD Board of Trustees for management fees under certain cooperative purchasing contracts as required by Texas Education Code §44.0331

RECOMMENDED BOARD ACTION:

I move the Board approve and accept the report of management fees under certain cooperative purchasing contracts as required by Texas Education Code §44.0331

Additional Agenda Sheets Attached: Yes No

AGENDA SHEET

Meeting Date: 10/26/2020

Topic: Consider Acceptance of Report to Irving ISD Board of Trustees for 2019-2020 Management Fees Under Certain Cooperative Purchasing Contracts

Report

Fees paid by Irving ISD during the last year are as follows:

Sourcewell	\$-0-
Texas Department of Information Resources (DIR)	\$-0-
Texas Multiple Award Schedule (TXMAS)	\$-0-
Prospering Pals Food Service Commodities Coop	\$-0-
ECS11 – Texas Educational Technology Purchasing Consortium (TETPC)	\$-0-
Texas Comptroller of Public Accounts (TPASS)	\$100
2013 Cooperative – ESC 20 and ESC 13	\$1647
The Interlocal Purchasing System (TIPS)	\$-0-
Harris County Dept. of Education (HCDE)	\$-0-
Houston Galveston Area Coop (H-GAC)	\$-0-
PACE Cooperative (part of ESC 20 with 2013 Coop)	\$-0-
Multiregional Purchasing Cooperative ESC	\$-0-
Texas Association of School Board’s BuyBoard Cooperative	\$-0-
Educational Purchasing Cooperative of North Texas (EPCNT)	\$100
Educational and Institutional Cooperative (E&I)	\$-0-
National Cooperative Purchasing Alliance (NCPA)	\$-0-
NASPO Valuepoint Cooperative (NASPO)	\$-0-
Omnia Partners	\$-0-
Central Texas Purchasing Alliance	\$100
<hr/>	
Total fees paid by Irving	\$1,947

Purpose of fees: All fees are intended to pay administrative costs of the cooperative operation. For certain Coops, the vendors must pay an administrative fee as a percentage of sales, see below.

The Interlocal Purchasing System (TIPS)	1 – 2% reported
Harris County Dept of Education (HCDE)	2% e catalog reported
Houston Galveston Area Coop (H-GAC)	1.5% reported
Texas Association of School Board’s BuyBoard Cooperative	1.24% reported

Sourcewell (Formerly NJPA)	.25% to 2% reported
Educational and Institutional Cooperative (E&I)	1% to 3% reported
National Cooperative Purchasing Alliance (NCPA)	tiered % no higher than 2%
NASPO Valuepoint Cooperative (NASPO)	0% - 0.25% reported

Irving ISD receives a cash rebate annually from several of the Coops listed above.

Item No.	N/A
Recommended Vendor(s)	N/A
Contract Type (e.g. Co-op, RFP)	N/A
Contract Term or One Time Purchase	N/A
Sole Source Vendor & Documentation	N/A
Vendor is at least 51% woman or minority business	<input checked="" type="checkbox"/> Yes <input type="checkbox"/> No

TO THE BEST OF MY KNOWLEDGE, THE RECOMMENDED VENDOR(S) PROVIDES THE BEST VALUE FOR THE DESCRIBED GOODS OR SERVICES. I FURTHER CERTIFY THE ADMINISTRATION HAS COMPLETED WITH THE PROCUREMENT PROCEDURES REQUIRED BY APPLICABLE STATE AND FEDERAL STATUTES AND REGULATIONS, BOARD POLICY CH(LOCAL).


 JEROME PILGRIM
 DIRECTOR OF PURCHASING



ACTION ITEM
10/26/2020

TOPIC: Consider Approval of Item No. 2021-04 Approving the Renewal of Award for Request for Proposal (RFP) #17-03-916 for Vending, Groceries, General Retail Merchandise and Supplies

SUBMITTED BY: J. Pilgrim

BACKGROUND: On November 14, 2016, the Board approved the award of RFP #17-03-916 for the Purchase of Vending items, Grocery items, General Retail Merchandise and Supplies. The award is to multiple vendors as listed on Attachment A. The multiple vendor award ensures availability of sufficient vendors to meet the needs of the district. The vendors approved offer the district an established discount from shelf pricing for various categories of groceries, retail merchandise and supplies. Purchases against this award will be on an as needed basis throughout the year. These vendors have provided satisfactory service and products in accordance with the needs of the district, pricing and terms of the award. This is the final renewal option year of this award.

ADMINISTRATIVE RECOMMENDATION: The Administration recommends the Board approve the Renewal of Award of RFP #17-03-916 for Vending, Grocery items, General Retail Merchandise and Supplies. This is the final renewal option year of this award.

RECOMMENDED BOARD MOTION: I move the Board to Approve the Renewal of Award of RFP #17-03-916 for Vending, Groceries, General Retail Merchandise and Supplies. This is the final renewal option year of this award.

Additional Agenda Sheets Attached: Yes No


AGENDA SHEET

Meeting Date: 10/26/2020

Topic: Consider Approval of Item No. 2021-04 Approving the Renewal of Request for Proposal (RFP) #17-03-916 for Vending, Groceries, General Retail Merchandise and Supplies

Item No.	2021-04
Recommended Vendor(s)	Multiple Vendors (Refer to Exhibit A)
Contract Type (e.g. Co-op, RFP)	RFP #17-03-916
Contract Term or One Time Purchase	Final Renewal Option Year
Sole Source Vendor & Documentation	NA
Vendor is at least 51% woman or minority business	<input type="checkbox"/> Yes <input checked="" type="checkbox"/> No

TO THE BEST OF MY KNOWLEDGE, THE RECOMMENDED VENDOR(S) PROVIDES THE BEST VALUE FOR THE DESCRIBED GOODS OR SERVICES. I FURTHER CERTIFY THE ADMINISTRATION HAS COMPLETED WITH THE PROCUREMENT PROCEDURES REQUIRED BY APPLICABLE STATE AND FEDERAL STATUTES AND REGULATIONS, BOARD POLICY CH(LOCAL).


 JEROME PILGRIM
 DIRECTOR OF PURCHASING

Attachments:

1. Memo dated October 20, 2020 from Jerome Pilgrim
2. List of Awarded Vendor - Exhibit A



PURCHASING AWARD RENEWAL RECOMMENDATION

Date: October 20, 2020

TO: Board of Trustees
Magda Hernandez, Superintendent of Schools

FROM: Jerome Pilgrim, Director of Purchasing


Subject: Recommendation: Renewal of Award for Request for Proposal (RFP) #17-03-916
Vending, Groceries, General Retail Merchandise and Supplies

I recommend renewal of Award for RFP #17-03-916 for Vending, Groceries, General Merchandise and Supplies for FY 2020-21. Fourteen vendors were originally approved on November 14, 2016 and all of the vendors have provided the satisfactory products and services in accordance with the specifications, pricing and terms of the award. Please refer to Attachment A the view the list of approved vendors.

These vendors are primarily utilized by Campuses, Culinary Arts and Food Services to purchase groceries, merchandise and various other needed supplies using local funds. The administration seeks approval of the estimated expenditure of \$600,000.00 for the 2020-2021 school year.

This renewal is the final renewal option. A new RFP for these services will be issued in 2021.

TO THE BEST OF MY KNOWLEDGE, THE RECOMMENDED VENDOR PROVIDES THE BEST VALUE FOR THE DESCRIBED GOODS OR SERVICES. I FURTHER CERTIFY THE ADMINISTRATION HAS COMPLETED THE PROCUREMENT PROCEDURES REQUIRED BY APPLICABLE STATE AND FEDERAL STATUTES AND REGULATIONS, BOARD POLICY CH(LOCAL).



JEROME PILGRIM
DIRECTOR OF PURCHASING

ATTACHMENT A AWARDED VENDORS

RFP #17-03-916

Vending, Groceries, General Retail Merchandise & Supplies

Vendors	Spend for 2019-20
American Bottling Company	-
Ben E. Keith Company	\$ 83,090.00
Borden Dairy Company	-
Empire Paper	-
Envy Brands, Inc.	-
Globex America	\$ 4,561.00
Hobby Lobby	\$ 20,853.00
Klement Distribution	-
Kroger	\$ 73,272.00
Labatt Foods	-
Sam's Club	\$ 20,351.00
The Juice Plus Company	-
The Virgin Olive Oiler	\$ 300.00
Vend Natural	-
TOTAL	\$ 385,587.00



CONSENT AGENDA ITEM – BIDS
10/26/2020

TOPIC: Consider Approval of Item No. 2021-05 Award Renewal of Property and Casualty Insurance Coverages with Texas Association of School Boards (TASB) for the 2020 - 2021 Policy Period

SUBMITTED BY: M. Webb and J. Pilgrim

BACKGROUND: The TASB Risk Management Fund (the Fund) has provided the Irving Independent School District with insurance coverage for Property and Casualty for a number of years under an executed Interlocal Agreement. The policy includes property and equipment coverage, professional legal liability coverage, employee benefits liability coverage, general liability and automobile liability coverage. The policy is renewed on an annual basis with any necessary changes based on claims and premium increases or decreases. This year's premium reflects an increase in total premium from the previous policy period due to several changes to the Coverage Agreement as well as Enhancements and Clarifications in the areas of Auto Liability & Physical Damage Coverage, Property Coverage, School Liability Coverage, Privacy & Information Security Coverage, and Violent Act Coverage. A copy of the Contribution & Coverage Summary (CCS) explaining the coverages, changes and clarifications is attached for your review. This year's renewal reflects a \$138,737 increase in total premium from 2019-2020 primarily due to property additions, student transportation purchases, size of district, and loss run history. The Administration recommends Approval.

FUNDING SOURCE: General Funds (Fund 199)

COSTS: \$1,471,539

ADMINISTRATIVE RECOMMENDATION: The Administration recommends the Board approve the Renewal of Property and Casualty Insurance Coverages with Texas Association of School Board (TASB) for the 2020 - 2021 Policy Period.

RECOMMENDED BOARD ACTION: I move the Board approve the Renewal of Property and Casualty Insurance Coverages with Texas Association of School Board (TASB) for the 2020 - 2021 Policy Period.

Additional Agenda Sheets Attached: Yes No


AGENDA SHEET

Meeting Date: 10/26/2020

Topic: Consider Approval of Item No. 2021-05 for the Renewal of Property and Casualty Insurance Coverages with Texas Association of School Board (TASB) for the 2020 - 2021 Policy Period

Item No.	2021-05
Recommended Vendor(s)	Texas Association of School Boards (TASB)
Contract Type (e.g. Co-op, RFP)	Interlocal Agreement
Contract Term or One Time Purchase	2020 - 2021 Policy Period
Sole Source Vendor & Documentation	N/A
Vendor is at least 51% woman or minority business	<input type="checkbox"/> Yes <input checked="" type="checkbox"/> No

TO THE BEST OF MY KNOWLEDGE, THE RECOMMENDED VENDOR(S) PROVIDES THE BEST VALUE FOR THE DESCRIBED GOODS OR SERVICES. I FURTHER CERTIFY THE ADMINISTRATION HAS COMPLETED WITH THE PROCUREMENT PROCEDURES REQUIRED BY APPLICABLE STATE AND FEDERAL STANDARDS REGULATIONS, BOARD POLICY CH(LLOCAL)


 JEROME PILGRIM
 DIRECTOR OF PURCHASING

ATTACHMENTS:

1. Risk Management Recommendation dated September 29, 2020 Including: (Contribution and Coverage Summary (CCS) for execution)
2. Purchasing Department Award Memo dated (October 7, 2020)
3. Contribution & Coverage Summary 2020-2021

MEMORANDUM
Risk Management Department



Date: September 29, 2020

TO: IISD School Board of Trustees
Magda Hernandez, Superintendent of Schools

FROM: Meritza Webb, Director of Risk Management

SUBJECT: Renewal of Property/Casualty Coverages with Texas Association of School Boards (TASB) for the 2020-2021 Policy Period

The TASB Risk Management Fund (the Fund) has served the District for many years under an executed Interlocal Agreement. The policy coverages are renewed on an annual basis. This year's renewal reflects an increase of \$138,737 in total premium from last year primarily due to the following factors:

- District size and loss run history
- Property additions
- Purchase of new buses

The total increase also includes an additional contribution required to obtain the endorsement which decreases the deductible for wind/hail losses from \$500,000 to \$250,000 per occurrence.

TASB continues to provide the best and most competitive pricing structure. The Administration recommends that the Board approve the renewal of the coverages listed per the attached document and payment of the premiums in the amount of \$1,471,539.


Independent School District
PURCHASING DEPARTMENT

PURCHASING AWARD RECOMMENDATION

Date: October 7, 2020

TO: Board of Trustees,
Magda Hernandez, Superintendent of Schools

FROM: Jerome Pilgrim, Director of Purchasing

SUBJECT: Approval of Renewal of Property and Casualty Insurance Coverage Policy for the 2020-2021 Policy Period

Purchasing concurs with the recommendation from the Risk Management Office to approve the renewal of the Property and Casualty Insurance Policy for the 2020 - 2021 Policy Period with Texas Association of School Boards (TASB).


This year's renewal reflects an increase of \$138,737 in total premium from last year primarily due to the following factors:

- District size and loss run history
- Property additions
- Purchase of new buses

The premium for the 2020-2021 School Year will be: \$1,471,539

Purchasing concur with the recommendation to approve the renewal of the Property and Casualty Insurance Policy for the 2020–2021 with Texas Association of School Boards (TASB).

TO THE BEST OF MY KNOWLEDGE, THE RECOMMENDED VENDOR PROVIDES THE BEST VALUE FOR THE DESCRIBED SERVICES. I FURTHER CERTIFY THE ADMINISTRATION HAS COMPLETED WITH THE PROCUREMENT PROCEDURES REQUIRED BY APPLICABLE STATE AND FEDERAL STATUTES AND REGULATIONS, BOARD POLICY CH(LOCAL).


JEROME PILGRIM,
DIRECTOR OF PURCHASING



Irving ISD

Contribution & Coverage Summary (CCS)

Participation Period: November 1, 2020 through October 31, 2021			
PROPERTY Risk of Direct Physical Loss to Buildings, Personal Property, and Other Structures	Per Occurrence Limit	Deductible	Contribution
All Perils Except Wind, Hurricane, and Hail	Blanket Replacement Cost \$985,513,865	\$100,000	\$1,040,998
Wind, Hurricane, and Hail		\$500,000	Included
Flood	\$10,000,000	\$100,000	\$5,000
Earthquake	\$10,000,000	\$100,000	\$3,000
Crime	\$500,000	\$10,000	\$4,698
Additional Sublimits and/or Deductibles			
Sublimit for Wind, Hurricane, and Hail Loss to single ply membrane roofs and accompanying roof systems; all other deductibles apply	\$1,000,000	\$500,000	Included
Additional deductible(s) for Wind, Hurricane, and Hail - \$100,000 per building over 25,000 square feet sustaining damage, up to a maximum deductible for the Occurrence of \$5,000,000, inclusive of the Wind, Hurricane, and Hail deductible	\$985,513,865	\$100,000	Included
Electronic Data Processing, Data and Media, EDP Extra Expense	\$4,293,427	\$10,000	\$5,031
Equipment Breakdown			
Equipment Breakdown	\$100,000,000	\$100,000	Included
Solar, Wind Turbines, and Geothermal systems: Direct Coverage Deductible \$100,000 Indirect Coverage Deductible 15 days, Business Interruption/Extra Expense Sublimit \$25,000 Maximum, Excluded: cost to purchase power for resale or to meet contract obligation	\$5,721,764	\$10,000	Included

SCHOOL LIABILITY	Per Claim/Occurrence Limit	Deductible	Contribution
Professional Legal Liability Subject to \$2,000,000 Maximum Annual Aggregate	\$2,000,000	\$25,000	\$146,568
General Liability	\$2,000,000	\$0	Included
Employee Benefits Liability	\$100,000	\$0	Included

PRIVACY & INFORMATION SECURITY	Deductible	Contribution
\$250,000 Limit	\$0	\$2,500

AUTOMOBILE	Limit	Deductible	Contribution
Automobile Liability \$500,000 Combined Single Limit	\$500,000	\$5,000	\$46,108
Automobile Physical Damage			\$142,636
Comprehensive	Actual Cash Value	\$2,500	Included
Collision	Actual Cash Value	\$2,500	Included
Catastrophic Automobile Physical Damage	Actual Cash Value	\$100,000	Included

Ancillary Coverage	Per Occurrence Limit	Deductible	Contribution
Violent Acts	\$250,000	\$0	\$0

TOTAL CONTRIBUTION	\$1,396,539
---------------------------	--------------------

This is not an Invoice.

Conditions

Property

Named Windstorm: All Loss and damage directly caused by, resulting from, or arising out of Hurricane, Typhoon, Tropical Cyclone, Tropical Storm, or Tropical Depression that is designated by name or number by the National Weather Bureau or National Hurricane Center, including Loss caused by flood, storm surge, wave wash, surface water, overflow of bodies of water, or spray from any of these.

The term "Tier 1" shall mean the Texas Counties of Aransas, Brazoria, Calhoun, Cameron, Chambers, Galveston, Jackson, Jefferson, Kenedy, Kleberg, Matagorda, Nueces, Refugio, San Patricio and Willacy.

The term "Tier 2" shall mean the Texas Counties of Bee, Brooks, Fort Bend, Goliad, Hardin, Hidalgo, Jasper, Jim Wells, Liberty, Live Oak, Newton, Orange, Victoria and Wharton.

The term "Harris County" shall mean the Texas County of Harris.

Location: A single street address where Covered Property is sited.

Flood Zone Exclusions: As to the Flood endorsement, Fund Member properties are excluded from coverage if they are located in certain Special Flood Hazard Areas (SFHA) identified on the Flood Insurance Rate Map. Fund Member property in the following SFHAs are excluded: Zone A, Zone AO, Zone AH, Zones A1-A30, Zone AE, Zone A99, Zone AR, Zone AR/AE, Zone AR/AO, Zone AR/A1-30, Zone AR/A, Zone AR/AH, Zone V, Zone VE, Zone VO, and Zones V1-V30. Fund Members with such properties should seek coverage under the National Flood Insurance Program (NFIP) or other Flood Program.

Other Limits: If more than one Per Occurrence Limit may be applicable, the Fund shall determine which limit will apply.

Statement of Values: Fund Member has provided the Fund with the most current and accurate statement of values for all applicable property, including a complete and accurate listing of vehicles owned by the Fund Member. Fund Member agrees to allow the Fund to conduct property appraisals of the Fund Member's property on a periodic basis and agrees to accept values provided by the Fund.

Salvage: The Fund will have the right, in its sole discretion, to exercise rights of salvage to any damaged property paid for or replaced under the terms of this Agreement.

Claims Reporting: Fund Member will provide to the Fund timely notice of all claims as required in the Interlocal Participation Agreement and the Fund's Coverage Agreement.

Single Ply Membrane: 'Single Ply Membrane' is synthetic roofing material that includes but is not limited to EPDM, TPO, and PVC membranes.

Liability

Prior Acts: Fund Member certifies that all known or reported acts for which it is reasonably believed may result in a legal claim against the Member, have been fully disclosed. Additionally, Fund Member acknowledges that this coverage excludes any claims arising from such known or reported acts. This Agreement does not void coverage afforded to Fund Member under any previous Fund Agreement.

Claims Reporting: Fund Member will provide to the Fund timely notice of all claims as required in the Interlocal Participation Agreement and the Fund's Coverage Agreement.

Automobile

Statement of Values: Fund Member has provided the Fund with the most current and accurate statement of values for all applicable property, including a complete and accurate listing of vehicles owned by the Fund Member. Fund Member agrees to allow the Fund to conduct property appraisals of the Fund Member's property on a periodic basis and agrees to accept values provided by the Fund.

Salvage: The Fund will have the right, in its sole discretion, to exercise rights of salvage to any damaged property paid for or replaced under the terms of this Agreement.

Claims Reporting: Fund Member will provide to the Fund timely notice of all claims as required in the Interlocal Participation Agreement and the Fund's Coverage Agreement

General

Coverage: Coverage terms and limits provided are as set out in this CCS and the Fund's Coverage Agreement for this participation period.

Definitions: Any terms not defined in this CCS will use the definition for that term from the corresponding Fund coverage agreement.

Payment: The Fund Member agrees to pay the annual contribution as shown on this CCS within 60 days of the receipt of an invoice from the Fund.

Renewal and Termination: This CCS may be terminated by either party with the termination to be effective on any successive CCS renewal date by giving written notice to the other party no later than 30 days prior to automatic renewal in accordance with the Interlocal Participation Agreement (IPA). If this CCS is not terminated as allowed in the IPA, the renewal CCS becomes effective without the need for signature on the automatic renewal date and the member shall be bound by the terms of the renewal CCS.

Termination of any Fund coverage shall not affect the remaining coverage unless stated in the CCS. The Fund may collect all amounts that are due to the Fund in the event of termination or breach by the Fund Member.

Program Coordinators

Coordinator:

The Fund Member is required to designate a Program Coordinator (Coordinator) with express authority to represent and bind the Fund Member in all program matters. Below are the current program coordinators as we have listed.

Property - Meritza Webb

Liability - Meritza Webb

Automobile - Meritza Webb

If a Coordinator's name and contact information is not provided above, the current designated Coordinator and contact information will need to be completed below:

Program	Name	Title	Address	Phone	Email
Property					
Liability					
Automobile					

Fund Member Authorization:

I approve this Contribution and Coverage Summary (CCS) and certify that this information is correct. I affirm that I am duly authorized to approve this CCS and that I have read and agree to this CCS and the Interlocal Participation Agreement.

Authorized signature

Date

Printed name

Title



Endorsement

Member: Irving ISD
Member ID: 057912

Contract No: RP057912-2020-1
Coverage Period: 11/01/2020 to 10/31/2021

Endorsement No.: 1
Effective Date: 11/01/2020
Line of Coverage: Property Coverage

As requested by the Member, the indicated Contribution and Coverage Summary for the above referenced term is amended as follows:

This Endorsement provides additional limits for the difference between the Member’s wind/hail deductible of \$500,000 as shown on the CCS and \$250,000 per occurrence for covered wind or hail losses. The maximum limit available under this endorsement is \$250,000.

Additional Contribution: \$75,500

This endorsement amends the CCS for Property Coverage for the Coverage Period shown above.

To accept and bind this Endorsement, this endorsement form must be signed, dated and returned to the TASB Risk Management Fund (tasbrmf@tasbrmf.org) not later than 10 days prior to the Effective Date shown above.

Authorized Signature

Date

Issued: 08/14/2020

Authorized By:



ACTION ITEM – BIDS
10/26/2020

TOPIC: Consider Approval of Item No. 2021-06 Approving the Renewal of Award for Request for Proposal (RFP) #18-16-861 for Network Infrastructure Cabling Services

SUBMITTED BY: A. McQuarters and J. Pilgrim

BACKGROUND: On December 11, 2017, the Board of Trustees approved the award of Request for Proposal (RFP) #18-16-861 for Network Infrastructure Cabling Services. Three (3) vendors were selected to provide these services as follows: Superior Fiber and Data (primary vendor), Southwest Networks (secondary vendor), and Sharp Business Systems (tertiary vendor). Then on October 18, 2018 and October 21, 2019, the Board approved the first and second renewal of this award. Services provided through this award include supplying, installing, configuring, labeling, and testing all network cabling and ensuring compliance with all applicable state and local municipal codes. These services will be used to facilitate network cabling for moves, adds, changes, and new construction. This will be the fourth year of this award, with the option to renew for one (1) additional one (1) year period

FUNDING SOURCE: Local Funds

COSTS: Not to Exceed \$500,000 Annually

ADMINISTRATIVE RECOMMENDATION: The Administration recommends the Board Approve the Renewal of Award of RFP #18-16-861 for Network Infrastructure Cabling Services for the fourth year, with the option to renew for one (1) additional one year period

RECOMMENDED BOARD ACTION: I move the Board approve the Renewal of Award of RFP #18-16-861 for Network Infrastructure Cabling Services for the fourth year, with the option to renew for one (1) additional one year period.

Additional Agenda Sheets Attached: Yes No


AGENDA SHEET

Meeting Date:10/26/2020

Topic: Consider Approval of Item No. 2021-06 Approving the Renewal of Award of Request for Proposal (RFP) #18-16-861 for Network Infrastructure Cabling Services

Item No.	2021-06
Recommended Vendor(s)	Superior Fiber and Data Services, Southwest Networks, Inc. Sharp Business Systems
Contract Type (e.g. Co-op, RFP)	RFP# 18-16-861
Contract Term or One Time Purchase	This is the fourth year of this award, with the option to extend for one (1) additional one-year period.
Sole Source Vendor & Documentation	Not Applicable
Vendor is at least 51% woman or minority business	<input type="checkbox"/> Yes <input checked="" type="checkbox"/> No

TO THE BEST OF MY KNOWLEDGE, THE RECOMMENDED VENDOR(S) PROVIDES THE BEST VALUE FOR THE DESCRIBED GOODS OR SERVICES. I FURTHER CERTIFY THE ADMINISTRATION HAS COMPLETED WITH THE PROCUREMENT PROCEDURES REQUIRED BY APPLICABLE STATE AND FEDERAL STATUTES AND REGULATIONS, BOARD POLICY CH(LOCAL).



 JEROME PILGRIM
 DIRECTOR OF PURCHASING

Attachments:

1. Memo from Alvin McQuarters dated September 30, 2020
2. Memo from Jerome Pilgrim dated October 7, 2020


MEMO

DATE: September 30, 2020
TO: Jerome Pilgrim, Director of Purchasing
FROM: Alvin McQuarters, Chief of Technology, and Innovation
Audelia Guerrero, Network Manager
CC: Magda Hernandez, Superintendent
RE: Consider Renewal of Award to Superior Fiber & Data, Southwest Networks, and Sharp Business Systems for Irving ISD's Network Cabling Solution (RFP #18-16-861)

We are requesting the Irving ISD Board of Trustees to approve the renewal of award to Superior Fiber and Data Services (Superior), Southwest Networks, Inc. (Southwest), and Sharp Business Systems (Sharp) to provide cabling services to the District. The original agreement signed in 2017 for 1 year with 3 optional 1-year extensions. This will be the third and final extension. This award provides the District with primary, secondary, and tertiary options for ensuring that the District's cabling needs are addressed with the highest level of quality and in a timely and cost-effective manner.

The selection of these vendors ensures district-wide consistency, reliability, and robustness in Irving ISD's Network Infrastructure. These vendors will be used for both new construction and "Moves, Adds, and Changes" (i.e. MAC's) at existing campuses.

Sincerely Yours,



Alvin McQuarters, Sr


Independent School District
PURCHASING DEPARTMENT

PURCHASING AWARD RECOMMENDATION

Date: October 7, 2020

TO: Board of Trustees,
Magda Hernandez, Superintendent of Schools

FROM: Jerome Pilgrim, Director of Purchasing

SUBJECT: Recommendation for Renewal of Award for RFP #18-16-861 for Network Infrastructure Cabling Services


Purchasing concurs with the recommendation from the Technology Department to renew the award of RFP #18-16-861 for Network Infrastructure Cabling Services, in the estimated amount \$500,000 annually.

On December 11, 2017, the Board of Trustees approved the award to three (3) vendors to provide these services as follows: Superior Fiber and Data (primary vendor). Southwest Networks (secondary vendor), and Sharp Business Systems (tertiary vendor). Then on October 18, 2018 and October 21, 2019, the Board approved the first two renewals of this award.

The awarded vendors awarded are responsible for supplying, installing, configuring, labeling, and testing all wiring in accordance with the specifications and with all applicable state and local municipal codes. The continued use of these vendors will ensure consistency, reliability, and robustness of Irving ISD's network infrastructure. These services are used to facilitate network cabling for moves, adds, changes, and new construction.

This will be the fourth year of this award, with the option to renew for one (1) additional one (1) year periods.

TO THE BEST OF MY KNOWLEDGE, THE RECOMMENDED VENDOR(S) PROVIDES THE BEST VALUE FOR THE DESCRIBED GOODS OR SERVICES. I FURTHER CERTIFY THE ADMINISTRATION HAS COMPLETED WITH THE PROCUREMENT PROCEDURES REQUIRED BY APPLICABLE STATE AND FEDERAL STATUTES AND REGULATIONS, BOARD POLICY CH(LOCAL).


JEROME PILGRIM
DIRECTOR OF PURCHASING



CONSENT AGENDA ITEM – BIDS
10/26/2020

TOPIC: Consider Approval of Item No. 2021-07 Approving the Renewal of Award for Request for Proposal (RFP) #19-05-914 for Exterior/Interior Door Supplies and Repair

SUBMITTED BY: Jim Scrivner and Jerome Pilgrim

BACKGROUND: On October 22, 2018, the Board of Trustees approved the award for Request for Proposal (RFP) #19-05-914 for Exterior/Interior Door Supplies and Repair Services. The scope of services to be performed by the awarded vendors include removal and/or repairs of exterior and/or interior doors, door supplies and repair of existing doors throughout the District. All services will be performed on an as needed basis, per request by Facility Services. The vendors awarded have provided satisfactory service and products in accordance with the specifications, pricing and terms of the award. Therefore, it is the recommendation of the Administration to exercise the option to renew for an additional year. This is the second of five (5) annual renewal options.

FUNDING SOURCE: Various Local Funds

COSTS: Estimated \$100,000.00

ADMINISTRATIVE RECOMMENDATION: The Administration recommends the Board Approve the Renewal of Award of RFP #19-05-914 for Exterior/Interior Door Supplies and Repairs to the recommended companies. This is the second of five (5) annual renewal options.

RECOMMENDED BOARD ACTION: I move that the Board Approve the Renewal of Award for RFP #19-05-914 for Exterior/Interior Door Supplies and Repair Services to the recommended vendors. This is the second of five (5) annual renewal options.

Additional Agenda Sheets Attached: Yes No

AGENDA SHEET

Meeting Date:10/26/2020

Topic: Consider Approval of Item No. 2021-07 Approving the Renewal of Award for Request for Proposal (RFP) #19-05-914 for Exterior/Interior Door Supplies and Repairs Services

Item No.	2021-07
Recommended Vendor(s)	Ace Door & Repair, Inc. Daico Supply Company
Contract Type (e.g. Co-op, RFP)	RFP #19-05-914
Contract Term or One Time Purchase	This is the second of five (5) annual renewals.
Sole Source Vendor & Documentation	N/A
Vendor is at least 51% woman or minority business	<input type="checkbox"/> Yes <input checked="" type="checkbox"/> No

TO THE BEST OF MY KNOWLEDGE, THE RECOMMENDED VENDOR(S) PROVIDES THE BEST VALUE FOR THE DESCRIBED GOODS OR SERVICES. I FURTHER CERTIFY THE ADMINISTRATION HAS COMPLETED WITH THE PROCUREMENT PROCEDURES REQUIRED BY APPLICABLE STATE AND FEDERAL STATUTES AND REGULATIONS, BOARD POLICY CH(LOCAL).


 JEROME PILGRIM
 DIRECTOR OF PURCHASING

Attachments:

1. Memo from Sammy Andrews dated October 5, 2020
2. Memo from Jerome Pilgrim dated October 5, 2020



MEMO

DATE: October 5, 2020

TO: Jerome Pilgrim
Director of Purchasing

FROM: Sammy Andrews
Assistant Director of Facilities & School Support Services

CC: Jim Scrivner
Division Director of Facilities & School Support Services

RE: Consider Renewal of Award of Request for RFP # 19-05-914 for
Exterior/Interior Door Supplies

The Maintenance Department is requesting the Irving ISD Board of Trustees to approve the renewal of both Ace Door and Repair and Daico Supply Company to provide door supplies and services to Irving Independent School District.

The awarded vendors have provided satisfactory service and parts in accordance with the specification, pricing and terms.

Thank you,

A handwritten signature in blue ink that reads "Sammy Andrews". The signature is written over a horizontal line.

Sammy Andrews
Assistant Director of Facilities and School Support Services
Irving Independent School District

PURCHASING AWARD RECOMMENDATION

Date: October 5, 2020

TO: Board of Trustees,
Magda Hernandez, Superintendent of Schools

FROM: Jerome Pilgrim, Director of Purchasing


SUBJECT: **Recommendation: Approving Renewal of Award for RFP # 19-05-914 for Exterior/Interior Door Supplies and Repair Services**

On October 22, 2018 the Board of Trustees approved the award for Request for Proposal (RFP) #19-05-914 for Exterior/Interior Door Supplies and Repair Services. The vendors awarded have provided satisfactory service and products in accordance with the specifications, pricing and terms of the award. On October 21, 2020, the board approved the first renewal of this award. The awarded vendors include the following companies:

Ace Door & Repair, Inc. & Daico Supply Company

Purchasing concurs with the recommendation from the Facilities Department to to renew this award for an additional year. This is not an exclusive award as the district reserves the right to procure from other cooperative contract vendors when appropriate.

TO THE BEST OF MY KNOWLEDGE, THE RECOMMENDED VENDORS PROVIDE THE BEST VALUE FOR THE DESCRIBED SERVICES. I FURTHER CERTIFY THE ADMINISTRATION HAS COMPLETED WITH THE PROCUREMENT PROCEDURES REQUIRED BY APPLICABLE STATE AND FEDERAL STATUTES AND REGULATIONS, BOARD POLICY CH(LOCAL).


JEROME PILGRIM
DIRECTOR OF PURCHASING



CONSENT AGENDA ITEM – BIDS
10/26/2020

TOPIC: Consider Approval of Item No. 2021-08 Approving the Renewal of Award for Request for Proposal (RFP) #18-07-914B for Concrete Patching, Paving and Curbs

SUBMITTED BY: Jim Scrivner and Jerome Pilgrim

BACKGROUND: On December 11, 2018, the Board of Trustees approved the award of RFP #18-07-914B for Concrete Patching, Paving and Curb Services. Multiple vendors were approved. The vendors awarded have provided satisfactory service and products in accordance with the specifications, pricing and terms of the award. The scope of services performed by the awarded vendors include removal and/or repairs of concrete parking lots, sidewalks, drive approaches, medians, and barrier free sidewalk ramps. Work may also include paver repair and patching work. Purchases against this award are on an as needed basis. This is not an exclusive award as the District reserves the right to procure from other cooperative contract vendors when appropriate. The Administration recommends approving the renewal of this award for the third of four (4) annual renewal options.

FUNDING SOURCE: Various Local Funds and Special Project Funds

COSTS: Estimated \$150,000.00

ADMINISTRATIVE RECOMMENDATION: The Administration recommends the Board Approve the Renewal for Award of RFP #18-07-914B for Concrete Patching, Paving and Curbs. This is the third of four (4) annual renewal options.

RECOMMENDED BOARD ACTION: I move that the Board Approve the Renewal of Award for RFP #18-07-914B for Concrete Patching, Paving and Curbs Services, for the third of four (4) annual renewal options.

Additional Agenda Sheets Attached: Yes No


AGENDA SHEET

Meeting Date:10/26/2020

Topic: Consider Approval of Item No. 2021-06 Approving the Renewal of Award for Request for Proposal (RFP) #18-07-914B for Concrete Patching, Paving and Curbs

Item No.	2021-06
Awarded Vendor(s)	Construction Companies Group, LLC Precision Concrete Cutting of Oklahoma
Contract Type (e.g. Co-op, RFP)	RFP #18-07-914B
Contract Term or One Time Purchase	This is the third of four (4) annual renewal options.
Sole Source Vendor & Documentation	N/A
Vendor is at least 51% woman or minority business	<input type="checkbox"/> Yes <input checked="" type="checkbox"/> No

TO THE BEST OF MY KNOWLEDGE, THE RECOMMENDED VENDOR(S) PROVIDES THE BEST VALUE FOR THE DESCRIBED GOODS OR SERVICES. I FURTHER CERTIFY THE ADMINISTRATION HAS COMPLETED WITH THE PROCUREMENT PROCEDURES REQUIRED BY APPLICABLE STATE AND FEDERAL STATUTES AND REGULATIONS, BOARD POLICY CH(LOCAL).


 JEROME PILGRIM
 DIRECTOR OF PURCHASING

Attachments:

1. Memo from Jim Scrivner dated October 8, 2020
2. Memo from Jerome Pilgrim dated October 8, 2020



MEMO

DATE: October 7, 2020

TO: Jerome Pilgrim
Director of Purchasing

FROM: Todd Lane
Grounds & Environmental Quality Manager

CC: Jim Scrivner
Division Director of Facilities & School Support Services

Sammy Andrews
Assistant Director of Facilities & School Support Services

RE: Consider Approval of Renewal of Request for RFP # 18-07-914B for Concrete Patching, Paving, and Curbs

Facilities requests the Irving ISD Board of Trustees to approve the renewal of RFP #18-07-9147B for Paving and Curbs to the awarded vendors. The Facilities Department is satisfied with the past performance of the vendors awarded under this RFP.

Vendors Awarded:

1. Construction Companies Group, LLC
2. Precision Concrete Cutting of Oklahoma

COSTS: Estimated \$150,000.00

Sources of Funding: Local and Special Project Funds

PURCHASING RENEWAL RECOMMENDATION

Date: October 5, 2020

TO: Board of Trustees,
Magda Hernandez, Superintendent of Schools

FROM: Jerome Pilgrim, Director of Purchasing


SUBJECT: **Recommendation: Renewal of Award for Request for Proposal (RFP) #18-07-914B for Concrete Patching, Paving, and Curbs**

On December 11, 2018 was awarded by the Board of Trustees to Construction Companies Group of Dallas, Texas and Precision Concrete Cutting of Oklahoma. The vendors awarded have provided satisfactory service and products in accordance with the specifications, pricing and terms of the award.

Purchasing concurs with the recommendation from facilities to renew this award.

This is not an exclusive award as the district reserves the right to procure from other cooperative contract vendors when appropriate.

TO THE BEST OF MY KNOWLEDGE, THE RECOMMENDED VENDORS PROVIDE THE BEST VALUE FOR THE DESCRIBED SERVICES. I FURTHER CERTIFY THE ADMINISTRATION HAS COMPLETED WITH THE PROCUREMENT PROCEDURES REQUIRED BY APPLICABLE STATE AND FEDERAL STATUTES AND REGULATIONS, BOARD POLICY CH(LOCAL).



JEROME PILGRIM
DIRECTOR OF PURCHASING



TOPIC: Consider Approval of Request for Competitive Sealed Proposals (RFCSP) as the Procurement Method for the Purchase and Installation of HVAC Systems for the Athletic Weight Rooms at Nimitz, MacArthur and Irving High Schools.

SUBMITTED BY: Jim Scrivner, Executive Director of Facilities & School Support Services

BACKGROUND: The administration would like to continue with improvements to our weight room facilities at Nimitz, MacArthur and Irving High Schools by adding HVAC systems. HVAC systems in these facilities will better support our student athletes by providing a facility that can be fully utilized year-round. Renovation costs are estimated at \$1 million and will take place this spring. Funding for this project will be provided using Tax Increment Finance (TIF) excess funds and District fund balance.

Since this work is considered construction, State law requires that the Board of Trustees approve the procurement method. The administration believes Competitive Sealed Proposals (CSP) provides the best value to the district.

ADMINISTRATIVE RECOMMENDATION: Administration recommends approval of Request for Competitive Sealed Proposals (RFCSP) as the Procurement Method for the Purchase and Installation of HVAC Systems for the Athletic Weight Rooms at Nimitz, MacArthur and Irving High Schools.

RECOMMENDED BOARD MOTION: (To be used only if item is pulled from the Consent Agenda for a separate vote)

Additional Agenda Sheets Attached: Yes No



CONSENT AGENDA ITEM
10/26/2020

TOPIC: Consider Acceptance of Gifts and Donations to the District

SUBMITTED BY: Gary Micinski, Chief Financial Officer

BACKGROUND: Donations received during the month of September 2020

ADMINISTRATIVE RECOMMENDATION: Administration recommends acceptance of gifts and donations to the district

RECOMMENDED BOARD MOTION: (To be used only if item is pulled from the Consent Agenda for a separate vote)

Additional Agenda Sheets Attached: Yes No

Attachments:

1. 2020-2021 Year-to-Date Donation Totals
2. September 2020 Donations List

DONATIONS & GIFTS
Beginning September 2020 - Ending August 2021

	2020-2021	2020-2021		2019-2020	2019-2020
Month	Monthly Total	YTD Total		Monthly Total	YTD Total
September	\$29,300.00	\$29,300.00		\$4,483.00	\$4,483.00
October				\$54,407.04	\$58,890.04
November				\$550.00	\$59,440.04
December				\$4,915.55	\$64,355.59
January				\$2,064.50	\$66,420.09
February				\$3,281.60	\$69,701.69
March				\$1,397.41	\$71,099.10
April				\$1,000.00	\$72,099.10
May				\$890.00	\$72,989.10
June				\$0.00	\$72,989.10
July				\$4,200.00	\$77,189.10
August				\$5,000.00	\$82,189.10

SEPTEMBER 2020 DONATIONS
(Period September 1 thru September 30, 2020)

<u>SCHOOL / DEPT.</u>	<u>DESCRIPTION</u>	<u>AMOUNT</u>
<u>DEPARTMENTS</u>		
Food Service	Cafeteria Dishers and Reach-In Freezers Donated by Action for Healthy Kids	\$24,000.00
<u>HIGH SCHOOLS</u>		
Irving HS	Monetary Donation from Clay Cooley Auto Group to help with the Boys Basketball Program with Equipment, Food, Clothes, etc.	\$5,000.00
<u>MIDDLE SCHOOLS</u>		
Bowie MS	School Supplies Donated by Kassondra Clark	\$50.00
<u>ELEMENTARY SCHOOLS</u>		
Johnston Elem	Monetary Donation from Steel Sisters WMC to Aid Students on Their Trip to Austin.	\$250.00
TOTAL DONATIONS		<u><u>\$29,300.00</u></u>



OCTOBER 2020 REPORT FROM DIVISION OF BUSINESS SERVICES

TAX OFFICE

Total Tax Collections for September 2020 are \$253,917.

	<u>SEPTEMBER 2020</u>	<u>YEAR TO DATE</u>
Current Year	\$ 3,865	\$ 3,865
Delinquent	123,215	123,215
Penalty & Interest	126,719	126,719
Other	118	118
Total	<u>\$ 253,917</u>	<u>\$ 253,917</u>

BUSINESS SERVICES

Payroll for September 2020 was paid as follows:

	<u>GROSS PAY</u>	<u>BENEFITS</u>	<u>TOTAL</u>
Local Maintenance	\$ 18,919,259	\$ 3,815,310	\$ 22,734,569
Special Revenue	1,978,388	417,131	\$ 2,395,519
Total	<u>\$ 20,897,647</u>	<u>\$ 4,232,441</u>	<u>\$ 25,130,088</u>

INVESTMENT EARNINGS REPORT

	<u>AUGUST 2020</u>	<u>YEAR TO DATE</u>
Local Maintenance	\$ 32,526	\$ 1,849,203
Federal Programs	7,013	300,874
Interest & Sinking	3,170	206,473
Capital Projects	-	-
Internal Service	564	28,411
Total All Funds	<u>\$ 43,273</u>	<u>\$ 2,384,962</u>



MEMO

TO: Gary Micinski, CFO
FROM: Cher Elzy, Director Tax Operations
SUBJECT: Monthly Tax Report
DATE: October 26, 2020

Attached for your consideration is the collection activity for the month of September 2020.

Our monthly collections for September reflect \$123,215 in delinquent collections and \$3,865 in current collections and \$126,719 in penalty and interest. Adjustments made (\$172,327) in changes to delinquent tax years and \$1,681 in changes made to current year. Our current year (2020) reflects a beginning roll of \$182,761,680. Total ending receivable balance for all years is \$190,442,895 for the month of September 2020.

**IRVING INDEPENDENT SCHOOL DISTRICT
SEPTEMBER 2020
TAX COLLECTION REPORT**

IISD:

	<u>M-T-D</u> <u>FY 2019-2020</u>	<u>M-T-D</u> <u>FY 2020-2021</u>	<u>Y-T-D</u> <u>FY 2019-2020</u>	<u>Y-T-D</u> <u>FY 2020-2021</u>
Current Year	4,364.13	3,864.96	4,364.13	3,864.96
Delinquent	155,546.17	123,215.41	155,546.17	123,215.41
Penalty & Interest	45,036.80	126,719.00	45,036.80	126,719.00
Other	162.75	117.54	162.75	117.54
Sub-Total	205,109.85	253,916.91	205,109.85	253,916.91

Revenue year-to-date
compared to prior fiscal year 48,807.06

OTHER COLLECTIONS:

Research Fees	0.00	0.00
Attorney Fees	83,631.13	83,631.13
Court Costs	0.00	0.00
Rendition Penalty	60.36	60.36

REFUNDS:

	(6,061.02)	(6,061.02)
Total Collections	331,547.38	331,547.38


ACTIVITY SUMMARY:

	<u>FY 2019-2020</u>	<u>FY 2020-2021</u>
Collection Percentage Current Year Compared to Prior Year	0.00%	0.00%


RECEIVABLES YEAR-TO-DATE SUMMARY


	Current Year	Prior Years	Total Tax Receivables
Beginning Balance			
Adjustments	1,680.72	(172,326.61)	(170,645.89)
Levy Paid	3,864.96	123,215.41	127,080.37
Ending Balance	182,759,495.27	7,683,399.92	190,442,895.19

I hereby certify the above report of tax collections to be true and accurate accounting of the revenues collected for as of the above report date according to and to the extent of the records of my office.


Cheryl Ely, Tax Assessor/Collector RTA

Signed and sworn before me this 18th day of October, 2020


Notary Public, State of Texas



REPORT FROM FACILITIES & SCHOOL SUPPORT SERVICES

Facilities and Operations Department –

A total of 2982 work orders have been completed from September 1, 2020 through September 30, 2020. This includes 2690 corrective work orders and 292 preventive work orders.

Document Services

Laserfiche – In September, we processed 9 record center requests for Human Resources, 2 were completed and 7 are in progress. We processed and completed 1 record center requests for Risk Management. We received 2 project requests from Human Resources that were completed.

Public Information – We are up to date on responding to request, although we have not received an AG Ruling since January. In September, 17 requests were opened (4 are still being processed and 13 were completed). During the 2020-2021 school year, we have received 71 requests (56 have been closed and 15 are open for various reasons).

Student Records – In August, 285 student records requests were received and 272 were completed.

Print Shop – 135 orders were received and 92 were completed; 52 of these jobs included color printing and 40 jobs were black and white print only. One high-volume job (80K+ clicks) and two high-volume jobs (30K+ clicks) were completed

Mail Center – Processed 21,102 pieces of U.S. mail for total charges of \$11,248.55 and 19 packages for a total of \$478.44.

Work Orders – In September, we closed 32 work orders. We received a total of 44 new requests:

- Deliver Shred Console/Container – Total 1
- Destruction Approval/Shredding – Total 13
- Shred Consoles Emptied – Total 29
- New Transfers to Records Center – Total 1
- Other – Total 0

Processed work orders submitted for the crafts of Document Management, Records Management:

- Document Management – 34 work orders were completed in FY 2020/2021 with an average completion of 21 days. Warehouse completed 100%.
- Records Management – 957 work orders were in completed in FY 2020/2021 with an average completion of 7 days. Warehouse completed 100%.

The Utilities Section – The team completed 435 work orders during the month of September. The utilities section is performing state, city safety inspections and preventive maintenance on all systems that require this type of maintenance.

The Structural Section – The team completed 439 work orders during the month of September. The structural section focused on completing tasks in classrooms while there were limited staff in the buildings.

The Grounds Section– In September, the Grounds Department completed a major waterfall and pond project at the OLC. We re-worked the entire trail system throughout the OLC. We also made a concentrated effort at every campus in the district to prepare all campuses for the first day of school with students. We mulched all flower beds, trimmed all shrubs, and continued the regular mowing at all campuses. All football fields have been painted with new lines for the upcoming season. We worked cooperatively with the construction teams on issues relating to the new playground construction. All crews exceeded expectations. The small engine shop continued to repair tractors and golf carts to keep our crews productive for the athletic programs. Our vehicle mechanic serviced and repaired numerous vehicles in our 128-vehicle fleet to ensure all vehicles were ready when needed.

Regulatory Compliance, IPM and Safety–In September we continued to stress to all employees the importance of safe to minimize the risk of exposure to Covid-19. We did select and recognized our September employee of the month Mr. Jimmy Corder from the Grounds department. We provided electrolyte water for Facilities employees to prevent dehydration during a hot and humid month. We had a rise in the number of pest control work orders due to open windows throughout the district. Environmental Remediation Cleaning was performed at numerous campuses. Facilities continues to stress to personnel the importance of using personal protective equipment while working especially face mask, hand sanitization, and proper social distance. We continue to train our employees in the SchoolDude work-order system. We have also been treating several wasp nests in-house to better serve the students and staff. We also teamed with building managers, HVAC department, structural department, and health services department to ensure that we are providing the best indoor air quality for our staff and students.

Operations–

The Operations Department has completed 508 work orders for the month of September. The Operations Department has gross revenue for facility rentals of \$66,828.10 through the month of September. The Operations Team is disinfecting each day all classrooms and touchable surfaces.

Warehouse –

- Routine Custodial, Food Service, Health Services, and Maintenance Orders for the month of September total 513 orders pulled and posted in MUNIS, School Dude, and Primero.
- 97% average delivery time in one day.
- Routine Delivery, Warehouse, Surplus, Document Management Work Orders for the month of September is 1088 total work orders closed. This includes 886 work orders for Document Services and 202 work orders for Delivery, Warehouse, and Surplus.
- The Warehouse supported various campus operations, such as, Hands on Science Center, Food Service & Nutrition, Records Department, Mail Services, Operations Department, CTE Department, Library Services, and Physical Education Department by providing deliveries, pickups, and completing work orders. This month we supported all deliveries for the Food and Nutrition department for food distribution for the students of Irving ISD. We have become the central receiving for the district during this pandemic. Additionally, we are now distributing all Pre -K 4 materials to all elementary campuses.
- During the Month of September, the Warehouse staff transported 1,707 pieces/12 pallets of Hands on Science materials to all elementary campus for the beginning of the second six weeks of the school year
- Warehouse received 4 trailer loads (approx. 80 pallets) of sneeze guards purchased through Federal Funds during the month of September
- Warehouse received 24 pallets of plexi-shields for Maintenance during the month of September
- Conducted two auctions on Lone Star Auctioneers website one in August and one in September
- Distributed 2500 monitors and cables for Technology department to all campuses prior to face to face instructions (September 25 and 26)