

Agenda of Regular Meeting

The Board of Trustees

Marathon ISD

Preparing Each Student for a Successful Future as a Lifelong Learner

A Regular Meeting of the Board of Trustees of Marathon ISD will be held October 23, 2024, beginning at 6:00 PM in the Marathon High School Library.

The subjects to be discussed or considered or upon which any formal action may be taken are listed below. Items do not have to be taken in the same order as shown on this meeting notice. Unless removed from the consent agenda, items identified within the consent agenda will be acted on at one time.

- I. Call Meeting to Order
- II. Pledge of Allegiance to the American and Texas Flags
- III. Board Prayer and Moment of Silence
- IV. Public Comment
- V. SHAC Recommendation for Reproductive Health Class
- VI. Presentation on Big Bend R-PEP planning 3
- VII. Consent Items
 - a. Monthly Tax Collection Report 17
 - b. Check Payments 32
 - c. Financial Reports 35
 - d. Review and approve previous Board Minutes 37
- VIII. Budget Amendments 39
- IX. Discuss and take possible Action on Interlocal Agreement with Harris County Department of Education Cooperative Purchasing Program
- X. Discuss and Approve District of Innovation members for the 2024-25 Plan
- XI. Upcoming Events
- XII. Closed Meeting in accordance with the Texas Open Meetings Act, Texas Government Code, Chapter 551, Subchapters D and E.
 - a. Personnel Matters. Tex Govt. Code Section 551.074 and Tex. Govt. Code Section 551.089 Prospective Gift
 - A. Discuss and take possible action on Employee Retention Possibility
 - B. Employee Monthly Report on Plan
- XIII. Economic Development Tex. Govt. Code Section 551.087 and Tex. Govt. Code Section 551.089 Prospective Gift
 - A. Discuss and Deliberate on the recommendation of Bids received for Employee Housing
 - B. Discuss and Deliberate the recommendation on Methods of Payment available for Employee Housing

XIV. Open Meeting

a. Personnel Matters. Tex Gov't. Code Section 551.074

A. Take action on Employee Retention Plan

Economic Development, Tex. Gov't. Code 551.087

A. Take action on Bids Recommendation for Employee Housing

B. Take action on Methods employed for purchase of Employee Housing

XV. Adjourn

The Marathon ISD seven-member Board of Trustees is focused on student achievement and the overall success of the school district.

R-PEP Onboarding Video

Empower Schools provided a video onboarding for your school boards - see link.

[School Board RPEP Onboarding Video](#)

From our one-on-one conversations, we were able to schedule time during your next available school board meeting for us to co-present. As of right now, we are scheduled to discuss the RPEP on the following dates/times:

Alpine - October 16 @ 5:30pm (Pending confirmation)

Marfa - October 21 @ 6pm

Marathon - October 23 @ 6pm

In advance of those meetings, please review the video and let me know if you have any questions. If not and you are ready to send to the board, please share the video link with your school board members in advance of the meetings.

INTRODUCTION TO THE

THE BIG BEND

RURAL PATHWAY EXCELLENCE PARTNERSHIP⁴ (R-PEP)





DR. YVONNE REALIVASQUEZ

- Doctorate of Leadership in Higher Education
- Over 25 years of higher education experience
- Hometown - Fort Stockton, Texas

MEET OUR R-PEP DIRECTOR

WHY RURAL

INNOVATION?

1 in 5 students attends a rural school

Financial Benefits to the ISD's

Strengthening Partnerships for the Region

Workforce and Industry Benefits

1/5



1 in 5 American students
attend a rural school

Background: The Rural Pathway Excellence Partnership program (HB2209) was signed into law on June 2, 2023, with the goal of **increasing access to high-quality post-secondary pathways for rural students** through the replication of the successful Rural School Innovation Zone (RSIZ) model in South Texas. R-PEP created two new opportunities:

Additional Allotment

R-PEP Designated Districts earn **additional ADA Allotment** for each student in a postsecondary pathway **& an Outcomes Bonus** for each student that earns a postsecondary credential of value up to 5 years after graduation.

Grant Program

TEA supports new R-PEP Collaboratives through a proposed **grant** that provides district funding and technical assistance for **planning and implementation.**

Elements of an R-PEP

COLLABORATIVE OF DISTRICTS

with fewer than
1,600 students,
within 100 miles of
each other, with a
willingness to think
creatively

COLLEGE AND CAREER PATHWAYS

open to all eligible
students

COORDINATING ENTITY

with capacity to
operate pathways

PERFORMANCE AGREEMENT

outlining CE and
LEA roles,
responsibilities,
and metrics for
success

WHAT IS THE BIG BEND R-PEP?

Partners

Marfa ISD

Marathon ISD

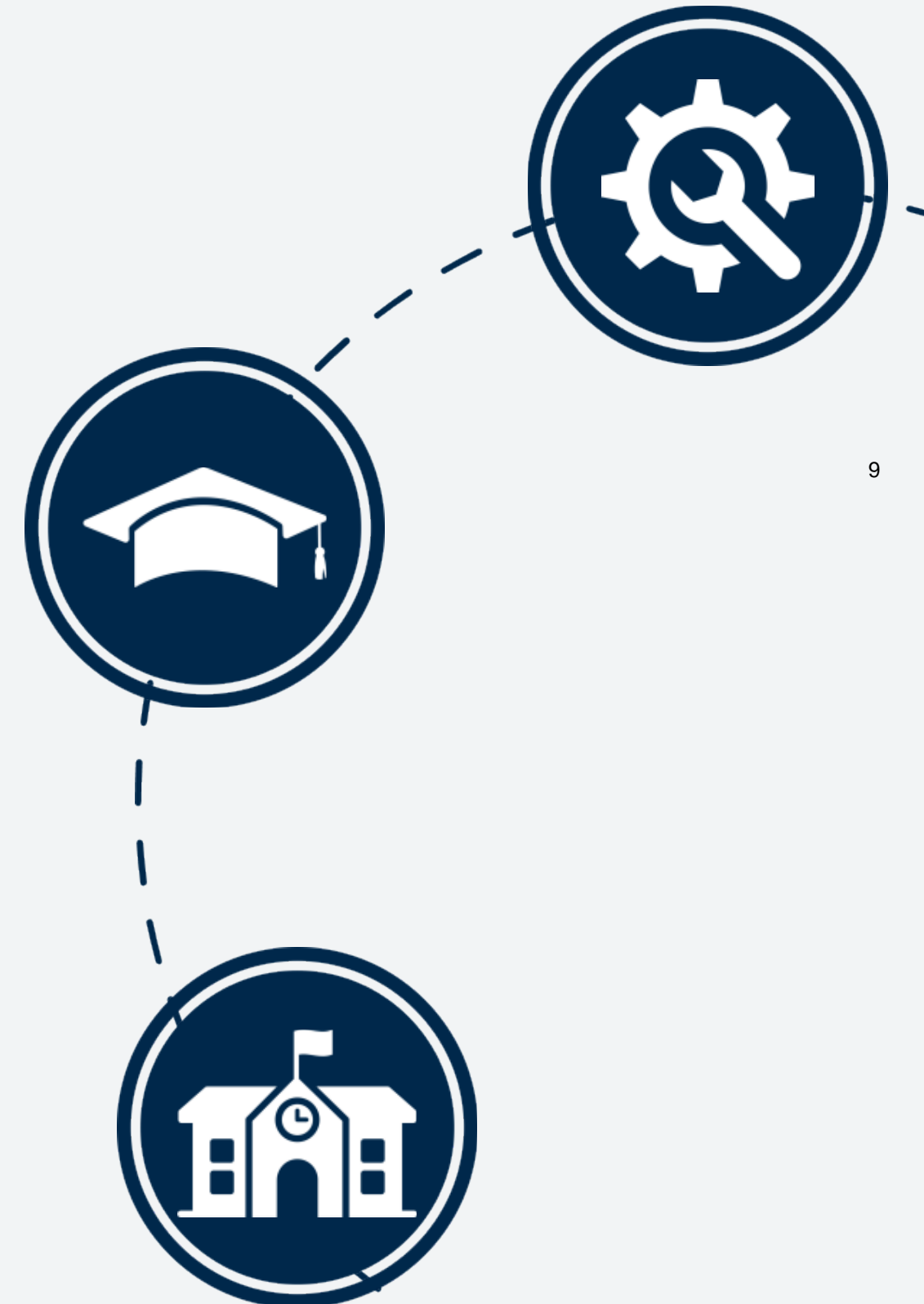
Alpine ISD

Sul Ross State University

Odessa College

Education Partnership of the Permian Basin

Empower Schools



PRESERVING DISTRICT IDENTITY & EXPANDING OPPORTUNITIES

Each R-PEP district will maintain its unique identity and local pride, ensuring that the essence of each community remains intact. The R-PEP is designed to share resources and expand opportunities that will benefit the students and the region. This is NOT a consolidation plan.



WHAT TO EXPECT

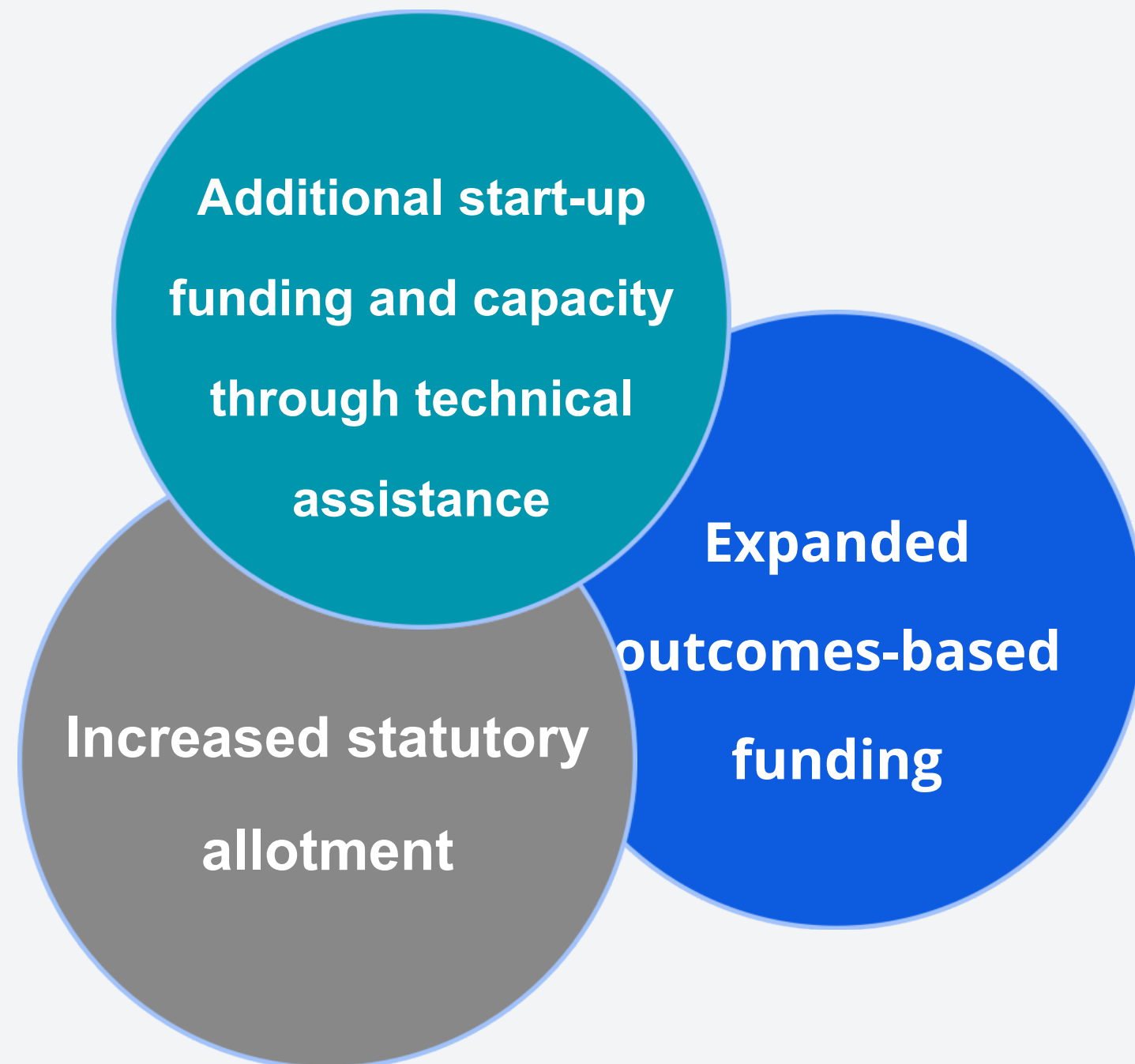
The Big Bend R-PEP will offer rural students access to college and career opportunities, and can serve as a template for the region

- Through R-PEP, students will be able to access a broader array of CTE and early-college opportunities that can lead to **high-wage, high demand careers.**
- Rural students will have both choice and access to pathways and **postsecondary options** that support their personal and professional success.
- The Big Bend is unique and full of opportunities and the R-PEP aims to ensure students are able to play an important role in **strengthening the region.**



R-PEP GENERATES NEW STUDENT FUNDING

Additional funds incentivize rural collaboration by:

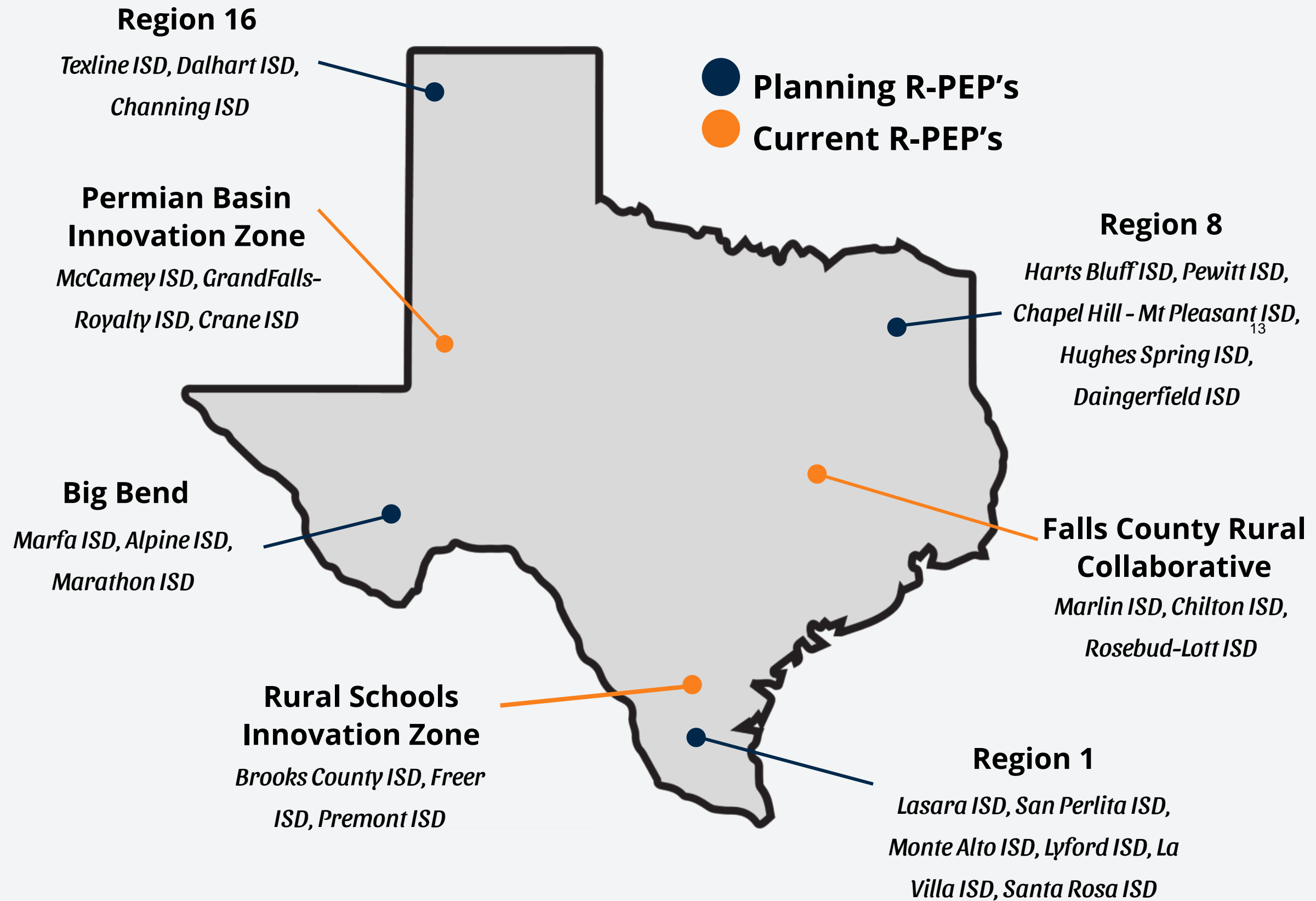


This can be used to:

- **EXPAND PROGRAMS AND PATHWAYS**
- **INCREASE DUAL CREDIT AND CERTIFICATION OPTIONS**
- **BOOST LOCAL WORKFORCE DEVELOPMENT**
- **ENSURE LONG TERM STABILITY**

R-PEPS ACROSS THE STATE

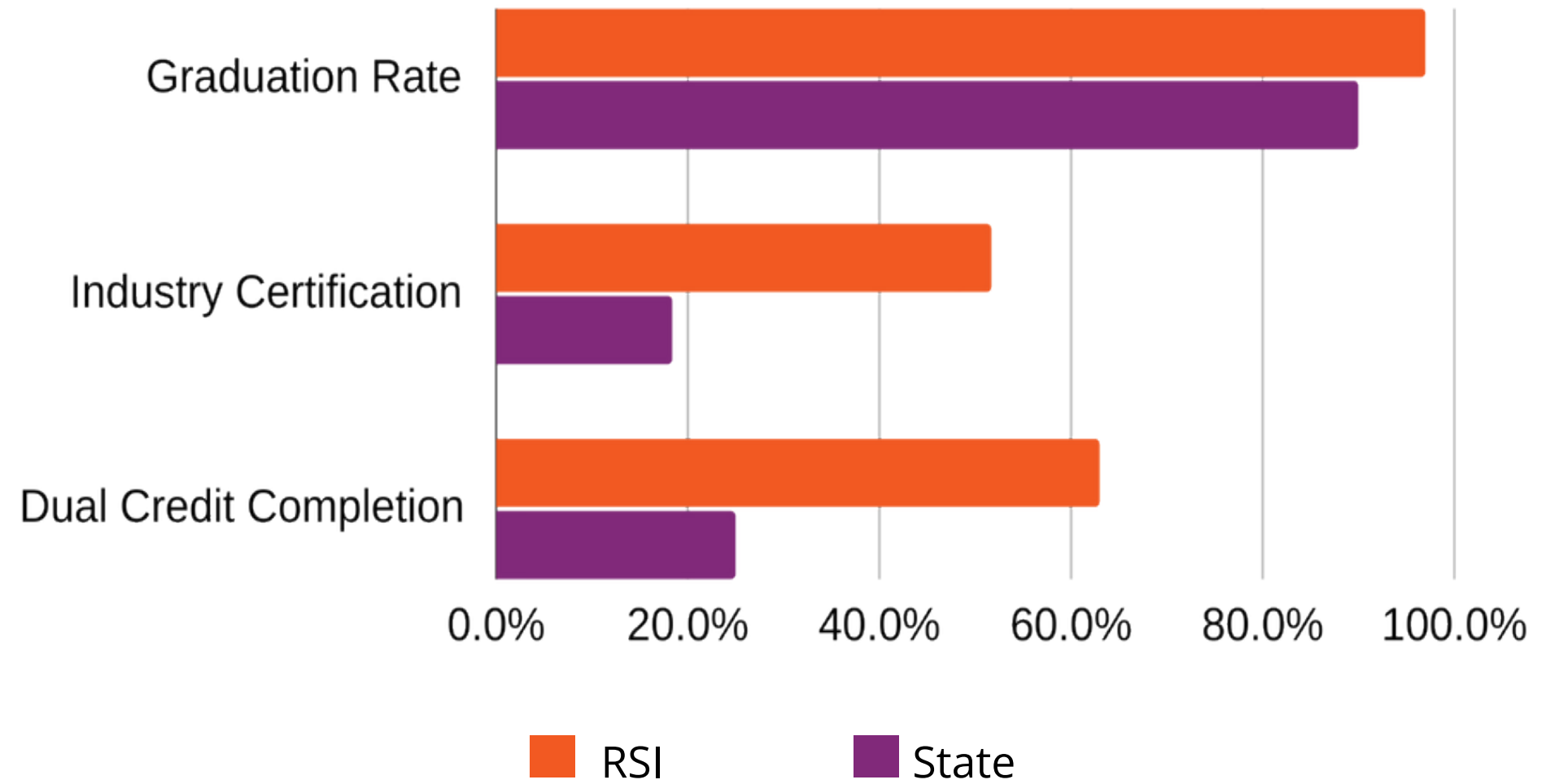
It works and more schools are partnering across the state under this model!



INSPIRATION



RSIZ 2021-2022 College and Career Readiness



PHASE 1 (PLANNING)

TIMELINE

The R-PEP work is divided into two key phases: **Planning** and **Launch**.

The Big Bend R-PEP is currently in their planning year and will plan to formally launch for the 25-26 School Year.



THANK

YOU

Any Questions?

Marathon ISD
Sep-24

Total Monthly Collected:	4,442.61
Total Paid Taxes	
Current Base (M&O)	1,281.67
Penalty	119.31
Interest	78.68
Atty Fees	0.00
Current Base (I&S)	
Penalty	
Interest	
Delinquent Base (M&O)	1,444.22
Penalty	167.83
Interest	1,350.90
Atty Fees	583.38
Delinquent Base (I&S)	
Penalty	
Interest	
Atty Fees	
Current BPP	0.00
Penalty	0.00
Interest	0.00
Atty Fees	0.00
Delinquent BPP	0.00
Penalty	0.00
Interest	0.00
Atty Fees	0.00
CED Base	0.00
Penalty	0.00
Interest	0.00
Atty Fees	0.00
Refunds	73.89

Total Yearly Collected:	\$1,015,484.17
Total Paid Taxes	<u>10/1/2023 to 9/30/2024</u>
Current Base (M&O)	987,546.22
Penalty	2,474.72
Interest	842.04
Atty Fees	0.00
Current Base (I&S)	
Penalty	
Interest	
Delinquent Base (M&O)	17,021.86
Penalty	1,856.84
Interest	5,742.49
Atty Fees	4,621.25
Delinquent Base (I&S)	0.00
Penalty	
Interest	
Atty Fees	
Current BPP	0.00
Penalty	0.00
Interest	0.00
Atty Fees	0.00
Delinquent BPP	0.00
Penalty	0.00
Interest	0.00
Atty Fees	0.00
CED Base	0.00
Penalty	0.00
Interest	0.00
Atty Fees	0.00
Refunds	1,886.49
Percentage	98.65%

Tax Collections Activity Report - Current/Delinquent

10/1/2024 10:32:14AM

Report Criteria

Entity: ALL
 Year: ALL
 Date Range: 09/01/2024 to 09/30/2024
 Batch(es): ALL

Entity	Marathon ISD		Delinquent Years		All Years	
Current Year	M&O	I&S	M&O	I&S	M&O	I&S
Taxes	1,351.12	0.00	1,448.66	0.00	2,799.78	0.00
Discounts	0.00	0.00	0.00	0.00	0.00	0.00
Penalty	119.31	0.00	167.83	0.00	287.14	0.00
Interest	78.68	0.00	1,350.90	0.00	1,429.58	0.00
Total Collected	1,549.11	0.00	2,967.39	0.00	4,516.50	0.00
Total Collected	1,549.11	0.00	2,967.39	0.00	4,516.50	0.00
Refunds Paid						
Taxes	69.45	0.00	4.44	0.00	73.89	0.00
Penalty	0.00	0.00	0.00	0.00	0.00	0.00
Interest	0.00	0.00	0.00	0.00	0.00	0.00
Total Refunded:	69.45	0.00	4.44	0.00	73.89	0.00
Total Refunded:	69.45	0.00	4.44	0.00	73.89	0.00
Taxes	1,281.67	0.00	1,444.22	0.00	2,725.89	0.00
Penalty	119.31	0.00	167.83	0.00	287.14	0.00
Interest	78.68	0.00	1,350.90	0.00	1,429.58	0.00
Total Disbursed:	1,479.66	0.00	2,962.95	0.00	4,442.61	0.00
Total Disbursed:	1,479.66	0.00	2,962.95	0.00	4,442.61	0.00
Current Year						
Total Collected	1,549.11		2,967.39		4,516.50	
Attorney Fees	238.48		583.38		821.86	
Refunds Paid -	0.00		0.00		0.00	
Attorney Fees						
Overpayments	0.00		0.00		0.00	
Total Paid	1,787.59		3,550.77		5,338.36	
Total Paid	1,787.59		3,550.77		5,338.36	
Underpayments	0.00		0.00		0.00	
Total Paid	1,787.59		3,550.77		5,338.36	
Delinquent Years						
Total Collected			2,967.39		4,516.50	
Attorney Fees			583.38		821.86	
Refunds Paid -			0.00		0.00	
Attorney Fees						
Overpayments			0.00		0.00	
Total Paid			3,550.77		5,338.36	
Total Paid			3,550.77		5,338.36	
Underpayments			0.00		0.00	
Total Paid			3,550.77		5,338.36	
All Years						
Total Collected	1,549.11		2,967.39		4,516.50	
Attorney Fees	238.48		583.38		821.86	
Refunds Paid -	0.00		0.00		0.00	
Attorney Fees						
Overpayments	0.00		0.00		0.00	
Total Paid	1,787.59		3,550.77		5,338.36	
Total Paid	1,787.59		3,550.77		5,338.36	
Underpayments	0.00		0.00		0.00	
Total Paid	1,787.59		3,550.77		5,338.36	
Attorney Fee Disbursement Amount						
	238.48		583.38		821.86	

Tax Collections Activity Report - Current/Delinquent

10/1/2024 10:32:14AM Report Criteria
Entity: ALL
Year: ALL
Date Range: 09/01/2024 to 09/30/2024
Batch(es): ALL

Entity	MISD BPP	Current Year	Delinquent Years	All Years	
		M&O	I&S	M&O	I&S
Taxes	0.00	0.00	0.00	0.00	0.00
Discounts	0.00	0.00	0.00	0.00	0.00
Penalty	0.00	0.00	0.00	0.00	0.00
Interest	0.00	0.00	0.00	0.00	0.00
Total Collected	0.00	0.00	0.00	0.00	0.00
Total Collected	0.00	0.00	0.00	0.00	0.00
Refunds Paid	0.00	0.00	0.00	0.00	0.00
Taxes	0.00	0.00	0.00	0.00	0.00
Penalty	0.00	0.00	0.00	0.00	0.00
Interest	0.00	0.00	0.00	0.00	0.00
Total Refunded:	0.00	0.00	0.00	0.00	0.00
Total Refunded:	0.00	0.00	0.00	0.00	0.00
Taxes	0.00	0.00	0.00	0.00	0.00
Penalty	0.00	0.00	0.00	0.00	0.00
Interest	0.00	0.00	0.00	0.00	0.00
Total Disbursed:	0.00	0.00	0.00	0.00	0.00
Total Disbursed:	0.00	0.00	0.00	0.00	0.00
Total Collected	0.00	0.00	0.00	0.00	0.00
Attorney Fees	0.00	0.00	0.00	0.00	0.00
Other Fees	0.00	0.00	0.00	0.00	0.00
Overpayments	0.00	0.00	0.00	0.00	0.00
Total Paid	0.00	0.00	0.00	0.00	0.00
Underpayments	0.00	0.00	0.00	0.00	0.00
Total Paid	0.00	0.00	0.00	0.00	0.00
Attorney Fees	0.00	0.00	0.00	0.00	0.00
Refunds Paid - Attorney Fees	0.00	0.00	0.00	0.00	0.00
Attorney Fee Disbursement Amount	0.00	0.00	0.00	0.00	0.00

Tax Collections Activity Report - Current/Delinquent

10/11/2024 10:32:14AM Report Criteria

Brewster County Tax Office
Page 15 of 20

Entity: ALL
Year: ALL
Date Range: 09/01/2024 to 09/30/2024
Batch(es): ALL

Entity	MCED	M&O	I&S	Delinquent Years	M&O	I&S	All Years	M&O	I&S
Current Year									
Taxes	0.00	0.00		Taxes	0.00	0.00	Taxes	0.00	0.00
Discounts	0.00	0.00		Discounts	0.00	0.00	Discounts	0.00	0.00
Penalty	0.00	0.00		Penalty	0.00	0.00	Penalty	0.00	0.00
Interest	0.00	0.00		Interest	0.00	0.00	Interest	0.00	0.00
Total Collected	0.00	0.00		Total Collected	0.00	0.00	Total Collected	0.00	0.00
Total Collected	0.00	0.00		Total Collected	0.00	0.00	Total Collected	0.00	0.00
Refunds Paid				Refunds Paid			Refunds Paid		
Taxes	0.00	0.00		Taxes	0.00	0.00	Taxes	0.00	0.00
Penalty	0.00	0.00		Penalty	0.00	0.00	Penalty	0.00	0.00
Interest	0.00	0.00		Interest	0.00	0.00	Interest	0.00	0.00
Total Refunded:	0.00	0.00		Total Refunded:	0.00	0.00	Total Refunded:	0.00	0.00
Total Refunded:	0.00	0.00		Total Refunded:	0.00	0.00	Total Refunded:	0.00	0.00
Taxes	0.00	0.00		Taxes	0.00	0.00	Taxes	0.00	0.00
Penalty	0.00	0.00		Penalty	0.00	0.00	Penalty	0.00	0.00
Interest	0.00	0.00		Interest	0.00	0.00	Interest	0.00	0.00
Total Disbursed:	0.00	0.00		Total Disbursed:	0.00	0.00	Total Disbursed:	0.00	0.00
Total Disbursed:	0.00	0.00		Total Disbursed:	0.00	0.00	Total Disbursed:	0.00	0.00
Current Year				Delinquent Years				All Years	
Total Collected	0.00	0.00		Total Collected	0.00	0.00	Total Collected	0.00	0.00
Attorney Fees	0.00	0.00		Attorney Fees	0.00	0.00	Attorney Fees	0.00	0.00
Other Fees	0.00	0.00		Other Fees	0.00	0.00	Other Fees	0.00	0.00
Overpayments	0.00	0.00		Overpayments	0.00	0.00	Overpayments	0.00	0.00
Total Paid	0.00	0.00		Total Paid	0.00	0.00	Total Paid	0.00	0.00
Underpayments	0.00	0.00		Underpayments	0.00	0.00	Underpayments	0.00	0.00
Total Paid	0.00	0.00		Total Paid	0.00	0.00	Total Paid	0.00	0.00
Attorney Fees	0.00	0.00		Attorney Fees	0.00	0.00	Attorney Fees	0.00	0.00
Refunds Paid -	0.00	0.00		Refunds Paid -	0.00	0.00	Refunds Paid -	0.00	0.00
Attorney Fees				Attorney Fees			Attorney Fees		
Attorney Fee Disbursement Amount	0.00			Attorney Fee Disbursement Amount	0.00		Attorney Fee Disbursement Amount	0.00	

10/1/2024 10:39:18AM

Totals for Entity: 23 Marathon ISD

Year	Original Tax	Adjustments	Adjusted Tax	Base Tax Pd	Under	Disc	Eff Taxes Paid	Penalty	Interest	Att. Fee	Overage	Payments	Balance	%	#Owned
1971	18.55	0.00	18.55	18.55	0.00	0.00	18.55	0.00	0.00	0.00	0.00	18.55	0.00	100.00	0
1972	18.56	0.00	18.56	18.56	0.00	0.00	18.56	0.00	0.00	0.00	0.00	18.56	0.00	100.00	0
1973	18.56	0.00	18.56	18.56	0.00	0.00	18.56	0.00	0.00	0.00	0.00	18.56	0.00	100.00	0
1974	0.00	0.00	0.00	0.00	0.00	0.00	0.00	0.00	0.00	0.00	0.00	0.00	0.00	.00	0
1975	0.00	0.00	0.00	0.00	0.00	0.00	0.00	0.00	0.00	0.00	0.00	0.00	0.00	.00	0
1976	0.00	0.00	0.00	0.00	0.00	0.00	0.00	0.00	0.00	0.00	0.00	0.00	0.00	.00	0
1977	0.00	0.00	0.00	0.00	0.00	0.00	0.00	0.00	0.00	0.00	0.00	0.00	0.00	.00	0
1978	0.00	0.00	0.00	0.00	0.00	0.00	0.00	0.00	0.00	0.00	0.00	0.00	0.00	.00	0
1979	0.00	0.00	0.00	0.00	0.00	0.00	0.00	0.00	0.00	0.00	0.00	0.00	0.00	.00	0
1980	0.00	0.00	0.00	0.00	0.00	0.00	0.00	0.00	0.00	0.00	0.00	0.00	0.00	.00	0
1981	0.00	0.00	0.00	0.00	0.00	0.00	0.00	0.00	0.00	0.00	0.00	0.00	0.00	.00	0
1982	0.00	0.00	0.00	0.00	0.00	0.00	0.00	0.00	0.00	0.00	0.00	0.00	0.00	.00	0
1983	403.75	-355.30	48.45	48.45	0.00	0.00	48.45	3.64	78.76	16.91	0.00	147.76	0.00	100.00	0
1984	1,033.08	-613.07	420.01	420.01	0.00	0.00	420.01	37.04	769.41	167.27	0.00	1,393.73	0.00	100.00	0
1985	1,797.09	-1,460.62	336.47	336.47	0.00	0.00	336.47	26.15	527.88	115.82	0.00	1,006.32	0.00	100.00	0
1986	1,899.75	-1,623.26	276.49	276.49	0.00	0.00	276.49	25.42	487.25	109.67	0.00	897.83	0.00	100.00	0
1987	1,961.43	-1,206.32	755.11	755.11	0.00	0.00	755.11	86.16	1,855.44	398.94	0.00	3,095.65	0.00	100.00	0
1988	1,954.87	-1,164.86	790.01	790.01	0.00	0.00	790.01	90.12	1,874.86	407.37	0.00	3,162.36	0.00	100.00	0
1989	1,960.98	-1,150.11	810.87	810.87	0.00	0.00	810.87	73.94	1,455.17	321.84	0.00	2,661.82	0.00	100.00	0
1990	2,024.73	-1,179.43	845.30	845.30	0.00	0.00	845.30	76.72	1,431.20	322.07	0.00	2,675.29	0.00	100.00	0
1991	937.59	-417.23	520.36	520.36	0.00	0.00	520.36	50.81	815.05	193.36	0.00	1,579.58	0.00	100.00	0
1992	781.15	-306.25	474.90	474.90	0.00	0.00	474.90	48.58	724.94	176.71	0.00	1,425.03	0.00	100.00	0
1993	2,468.51	-954.24	1,514.27	1,514.27	0.00	0.00	1,514.27	159.05	2,241.14	558.89	0.00	4,473.35	0.00	100.00	0
1994	2,354.46	-1,030.07	1,324.39	1,324.39	0.00	0.00	1,324.39	133.45	1,797.57	456.48	0.00	3,711.89	0.00	100.00	0
1995	2,902.43	-1,081.92	1,820.51	1,820.51	0.00	0.00	1,820.51	150.77	1,855.97	488.52	0.00	4,316.77	0.00	100.00	0
1996	3,696.79	-1,220.58	2,476.21	2,476.21	0.00	0.00	2,476.21	181.27	2,019.06	556.71	0.00	5,233.25	0.00	100.00	0
1997	4,223.17	-1,418.58	2,804.59	2,804.59	0.00	0.00	2,804.59	209.28	2,194.50	622.14	0.00	5,890.51	0.00	100.00	0
1998	5,453.51	-1,445.52	4,007.99	4,007.99	0.00	0.00	4,007.99	288.31	2,423.51	739.10	0.00	7,438.91	0.00	100.00	0
1999	10,414.83	-1,459.91	8,954.92	8,954.92	0.00	0.00	8,954.92	432.96	3,704.64	1,013.58	0.00	14,106.10	0.00	100.00	0
2000	56,686.49	-1,428.35	55,240.14	55,240.14	0.00	0.00	55,240.14	487.42	3,283.21	1,032.10	0.00	60,022.87	0.00	100.00	0
2001	712,159.02	356.94	712,515.96	712,515.96	0.00	0.00	712,515.96	782.87	4,222.93	1,392.74	0.00	718,914.50	0.00	100.00	0
2002	694,002.92	-1,278.31	692,724.61	691,921.36	0.00	0.00	691,921.36	1,201.35	4,877.30	2,086.49	0.00	700,086.50	803.25	99.98	37
2003	662,708.92	-1,753.08	660,955.84	660,153.95	0.28	0.00	660,154.23	1,389.17	4,047.38	2,209.24	0.11	667,779.65	801.61	99.88	37
2004	713,904.51	-5,139.93	708,764.68	707,881.73	2.03	0.00	707,883.76	3,953.69	4,553.97	3,286.22	1.28	719,656.89	880.92	99.88	39

Effective Taxes Paid = Base Tax Pd + Under + Disc
 Amount Paid = Base Tax Pd + Penalty + Interest + Att. Fee+ Overage
 Balance = Adjusted Tax- Eff Taxes Paid

Year to Date Recap Report 09/10/2024-10/10/2024

10/1/2024 10:39:18AM

Totals for Entity: 23 Marathon ISD

Year	Original Tax	Adjustments	Adjusted Tax	Base Tax Pd	Under	Disc	Eff Taxes Paid	Penalty	Interest	Aft. Fee	Overage	Payments	Balance	%	#Owed
2005	720,343.60	-5,722.65	714,620.95	713,507.92	2.23	0.00	713,510.15	4,441.18	3,608.64	2,301.57	2.25	723,861.76	1,110.80	99.84	41
2006	665,376.41	-5,415.79	679,960.62	678,978.53	0.97	0.00	678,979.50	3,483.83	3,035.06	2,943.57	1.73	688,442.72	981.12	99.86	40
2007	542,646.13	-12,587.90	530,048.23	529,298.65	0.84	0.00	529,299.49	2,375.60	1,656.93	1,616.78	2.19	534,950.15	748.74	99.86	41
2008	649,499.84	-2,249.89	647,249.95	646,360.59	2.32	0.00	646,362.91	2,885.69	2,487.51	1,885.32	1.31	653,600.42	887.04	99.86	42
2009	713,110.54	-33,312.67	679,797.87	678,482.24	0.26	0.00	678,482.50	3,577.37	3,043.25	3,050.58	1.77	688,155.21	1,315.37	99.81	48
2010	708,741.13	-2,670.27	706,070.86	704,651.87	4.28	0.00	704,656.15	2,754.87	2,821.74	2,706.30	3.35	712,938.13	1,414.71	99.80	55
2011	744,512.55	-1,714.85	742,797.70	741,450.38	0.79	0.00	741,451.17	2,922.73	3,039.36	2,609.22	1.81	750,023.50	1,346.53	99.82	54
2012	764,146.94	-2,018.40	762,128.54	760,682.16	4.19	0.00	760,686.35	2,933.64	2,920.58	2,602.23	2.45	769,141.06	1,442.19	99.81	58
2013	788,693.11	-6,169.63	782,523.48	781,058.74	2.12	0.00	781,060.86	4,408.61	3,909.04	4,487.58	5.79	793,869.76	1,462.62	99.81	62
2014	873,578.88	-17,511.24	856,067.64	854,574.32	6.68	0.00	854,581.00	4,082.16	3,104.10	3,297.65	4.93	865,073.16	1,486.64	99.83	65
2015	968,189.65	-4,782.13	963,407.52	961,561.47	3.08	0.00	961,564.55	4,212.01	3,306.00	2,833.53	6.47	971,919.48	1,642.97	99.81	73
2016	1,020,985.68	-14,639.27	1,006,346.41	1,003,898.21	4.17	0.00	1,003,902.38	4,044.42	3,876.77	4,997.16	3.34	1,016,819.90	2,444.03	99.76	76
2017	1,053,948.10	-5,063.56	1,048,884.54	1,046,456.36	2.23	0.00	1,046,458.59	4,047.45	3,659.79	4,483.89	3.37	1,058,630.86	2,425.95	99.77	78
2018	1,100,430.61	-11,584.44	1,088,846.17	1,087,346.36	3.21	0.00	1,087,349.57	3,386.26	3,675.20	4,554.91	3.26	1,098,945.99	1,486.60	99.86	82
2019	1,013,806.07	-22,591.85	991,214.22	989,416.29	6.35	0.00	989,422.64	2,988.86	2,540.72	3,205.39	1.79	998,133.05	1,791.58	99.82	88
2020	1,038,705.63	-4,410.92	1,034,294.71	1,029,984.50	1.88	0.00	1,029,986.38	4,566.73	3,289.51	3,425.98	3.32	1,041,270.04	4,308.33	99.58	104
2021	1,080,554.10	-4,541.28	1,076,012.82	1,070,403.08	2.09	0.00	1,070,405.17	4,046.85	2,605.94	3,304.74	1.18	1,080,361.79	5,607.65	99.48	121
2022	1,136,072.25	-8,438.23	1,126,634.02	1,120,353.38	3.09	0.00	1,120,356.47	3,987.20	2,305.67	3,877.45	2.90	1,130,526.60	6,277.55	99.44	121
2023	1,005,619.11	-4,588.78	1,001,030.33	987,546.22	2.07	0.00	987,548.29	2,474.72	842.04	657.96	3.99	991,524.93	13,482.04	98.65	169
Total for all Delinquent Years:															
	18,488,108.87	-192,764.87	18,295,344.00	18,254,414.71	53.09	0.00	18,254,467.80	74,963.63	102,087.05	74,815.02	54.60	18,506,335.01	40,876.20		1,364
Totals for All Years:															
	19,483,727.98	-197,353.65	19,286,374.33	19,241,980.93	55.16	0.00	19,242,016.09	77,438.35	102,929.09	75,472.98	58.59	19,487,859.94	54,358.24		1,533
Refund Paid:															
				-61,595.96		0.00		-742.29	-503.63	-228.39	-0.01	-63,071.28			

Effective Taxes Paid = Base Tax Pd + Under + Disc
 Amount Paid = Base Tax Pd + Penalty + Interest + Att. Fee+ Overage
 Balance = Adjusted Tax- Eff Taxes Paid

10/1/2024 10:39:18AM

Totals for Entity: 23BP MISD BPP

Year	Original Tax	Adjustments	Adjusted Tax	Base Tax Pd	Under	Disc	Eff Taxes Paid	Penalty	Interest	Amt. Fee	Overage	Payments	Balance	%	#Owned
2006	528.48	-97.72	430.76	430.76	0.00	0.00	430.76	11.61	7.08	14.25	0.00	463.70	0.00	100.00	0
2007	592.53	-274.81	317.72	317.72	0.00	0.00	317.72	7.04	1.43	0.00	0.00	326.19	0.00	100.00	0
2008	768.08	-3.06	765.02	764.98	0.04	0.00	765.02	15.62	7.94	0.00	0.00	786.54	0.00	99.99	0
2009	20,427.10	-20,093.94	333.16	333.16	0.00	0.00	333.16	6.46	3.30	0.00	0.00	342.92	0.00	100.00	0
2010	119.94	0.00	119.94	119.94	0.00	0.00	119.94	0.00	0.00	0.00	0.00	119.94	0.00	100.00	0
2011	402.85	-41.62	361.23	361.23	0.00	0.00	361.23	13.70	4.97	0.00	0.00	379.90	0.00	100.00	0
2012	637.88	-57.72	580.16	580.16	0.00	0.00	580.16	4.80	2.40	0.00	0.00	587.36	0.00	100.00	0
2013	1,002.65	-443.17	559.48	558.92	0.00	0.00	558.92	7.05	6.41	0.00	0.00	572.38	0.56	99.90	1
2014	281.25	-19.49	261.76	261.22	0.00	0.00	261.22	2.97	0.56	0.00	0.02	264.77	0.54	99.79	1
2015	31,974.19	-30,466.16	1,508.03	1,500.05	0.00	0.00	1,500.05	3.13	1.57	0.00	0.02	1,504.77	7.98	99.47	2
2016	234.16	-13.11	221.05	213.07	0.00	0.00	213.07	2.08	0.37	0.00	0.00	215.52	7.98	96.39	2
2017	270.90	-114.54	156.36	148.38	0.00	0.00	148.38	0.37	0.18	0.66	0.00	149.59	7.98	94.90	2
2018	1,169.44	-996.67	172.77	164.76	0.03	0.00	164.79	0.69	0.35	1.36	0.00	167.16	7.98	95.36	2
2019	366.22	-62.05	304.17	303.67	0.00	0.00	303.67	0.59	0.14	1.35	0.06	305.81	0.50	99.84	1
2020	336.92	0.00	336.92	336.42	0.00	0.00	336.42	0.18	0.05	1.33	0.00	337.98	0.50	99.85	1
2021	715.93	-331.38	384.55	384.08	0.00	0.00	384.08	0.35	0.11	0.00	0.00	384.54	0.47	99.88	1
2022	618.66	-24.40	594.26	594.26	0.00	0.00	594.26	2.88	1.42	0.00	0.00	598.55	0.00	100.00	0
Total for all Delinquent Years:															
	60,447.18	-53,039.84	7,407.34	7,372.78	0.07	0.00	7,372.85	79.52	38.28	18.95	0.10	7,509.63	34.49		13
Totals for All Years:															
	60,447.18	-53,039.84	7,407.34	7,372.78	0.07	0.00	7,372.85	79.52	38.28	18.95	0.10	7,509.63	34.49		13
Return Paid:															
				-252.65		0.00		-2.46	-1.23	0.00	0.00	-256.34			

Effective Taxes Paid = Base Tax Pd + Under + Disc
 Amount Paid = Base Tax Pd + Penalty + Interest + Amt. Fee+ Overage
 Balance = Adjusted Tax- Eff Taxes Paid

Year to Date Recap Report 09/01/2024-10/01/2024

10/1/2024 10:39:18AM

Totals for Entity: 27 MCED

Year	Original Tax	Adjustments	Adjusted Tax	Base Tax Pd	Under	Disc	Eff Taxes Paid	Penalty	Interest	Att. Fee	Overage	Payments	Balance	%	#Owed
1991	1,436.69	-652.90	785.79	785.79	0.00	0.00	785.79	77.60	1,249.66	296.11	0.00	2,409.16	0.00	100.00	0
1992	1,472.09	-643.08	829.01	829.01	0.00	0.00	829.01	86.56	1,322.26	319.50	0.00	2,557.33	0.00	100.00	0
Total for all Delinquent Years:															
	2,910.78	-1,295.98	1,614.80	1,614.80	0.00	0.00	1,614.80	164.16	2,571.92	615.61	0.00	4,966.49	0.00		0
Totals for All Years:															
	2,910.78	-1,295.98	1,614.80	1,614.80	0.00	0.00	1,614.80	164.16	2,571.92	615.61	0.00	4,966.49	0.00		0
Refund Paid:															
					0.00	0.00		0.00	0.00	0.00	0.00	0.00			

Effective Taxes Paid = Base Tax Pd + Under + Disc
 Amount Paid = Base Tax Pd + Penalty + Interest + Att. Fee+ Overage
 Balance = Adjusted Tax- Eff Taxes Paid

Tax Collections Activity Report - Current/Delinquent

10/1/2024 10:34:46AM Report Criteria

Entity: ALL
Year: ALL
Date Range: 10/01/2023 to 09/30/2024
Batch(es): ALL

Entity	Marathon ISD								
Current Year	M&O	I&S	Delinquent Years	M&O	I&S	All Years	M&O	I&S	
Taxes	989,413.65	0.00	Taxes	17,029.73	0.00	Taxes	1,006,443.38	0.00	
Discounts	0.00	0.00	Discounts	0.00	0.00	Discounts	0.00	0.00	
Penalty	2,482.47	0.00	Penalty	1,856.84	0.00	Penalty	4,339.31	0.00	
Interest	845.48	0.00	Interest	5,742.49	0.00	Interest	6,587.97	0.00	
Total Collected	992,741.60	0.00	Total Collected	24,629.06	0.00	Total Collected	1,017,370.66	0.00	
Total Collected	992,741.60		Total Collected	24,629.06		Total Collected	1,017,370.66		
Refunds Paid			Refunds Paid			Refunds Paid			
Taxes	1,867.43	0.00	Taxes	7.87	0.00	Taxes	1,875.30	0.00	
Penalty	7.75	0.00	Penalty	0.00	0.00	Penalty	7.75	0.00	
Interest	3.44	0.00	Interest	0.00	0.00	Interest	3.44	0.00	
Total Refunded:	1,878.62	0.00	Total Refunded:	7.87	0.00	Total Refunded:	1,886.49	0.00	
Total Refunded:	1,878.62		Total Refunded:	7.87		Total Refunded:	1,886.49		
Taxes	987,546.22	0.00	Taxes	17,021.86	0.00	Taxes	1,004,568.08	0.00	
Penalty	2,474.72	0.00	Penalty	1,856.84	0.00	Penalty	4,331.56	0.00	
Interest	842.04	0.00	Interest	5,742.49	0.00	Interest	6,584.53	0.00	
Total Disbursed:	990,862.98	0.00	Total Disbursed:	24,621.19	0.00	Total Disbursed:	1,015,484.17	0.00	
Total Disbursed:	990,862.98		Total Disbursed:	24,621.19		Total Disbursed:	1,015,484.17		
	Current Year			Delinquent Years			All Years		
Total Collected	992,741.60		Total Collected	24,629.06		Total Collected	1,017,370.66		
Attorney Fees	657.96		Attorney Fees	4,621.25		Attorney Fees	5,279.21		
Other Fees	0.00		Other Fees	0.00		Other Fees	0.00		
Overpayments	3.99		Overpayments	0.00		Overpayments	3.99		
Total Paid	993,403.55		Total Paid	29,250.31		Total Paid	1,022,653.86		
Underpayments	2.07		Underpayments	0.01		Underpayments	2.08		
Total Paid	993,403.55		Total Paid	29,250.31		Total Paid	1,022,653.86		
Attorney Fees	657.96		Attorney Fees	4,621.25		Attorney Fees	5,279.21		
Refunds Paid - Attorney Fees	0.00		Refunds Paid - Attorney Fees	0.00		Refunds Paid - Attorney Fees	0.00		
Attorney Fee Disbursement Amount	657.96		Attorney Fee Disbursement Amount	4,621.25		Attorney Fee Disbursement Amount	5,279.21		

Tax Collections Activity Report - Current/Delinquent

10/1/2024 10:34:46AM

Report Criteria

Entity: ALL
Year: ALL
Date Range: 10/01/2023 to 09/30/2024
Batch(es): ALL

Entity	MISD BPP	M&O	I&S	Delinquent Years	M&O	I&S	All Years	M&O	I&S
Current Year		0.00	0.00		0.00	0.00		0.00	0.00
Taxes		0.00	0.00	Taxes	0.00	0.00	Taxes	0.00	0.00
Discounts		0.00	0.00	Discounts	0.00	0.00	Discounts	0.00	0.00
Penalty		0.00	0.00	Penalty	0.00	0.00	Penalty	0.00	0.00
Interest		0.00	0.00	Interest	0.00	0.00	Interest	0.00	0.00
Total Collected		0.00	0.00	Total Collected	0.00	0.00	Total Collected	0.00	0.00
Total Collected		0.00	0.00	Total Collected	0.00	0.00	Total Collected	0.00	0.00
Refunds Paid				Refunds Paid			Refunds Paid		
Taxes		0.00	0.00	Taxes	0.00	0.00	Taxes	0.00	0.00
Penalty		0.00	0.00	Penalty	0.00	0.00	Penalty	0.00	0.00
Interest		0.00	0.00	Interest	0.00	0.00	Interest	0.00	0.00
Total Refunded:		0.00	0.00	Total Refunded:	0.00	0.00	Total Refunded:	0.00	0.00
Total Refunded:		0.00	0.00	Total Refunded:	0.00	0.00	Total Refunded:	0.00	0.00
Taxes		0.00	0.00	Taxes	0.00	0.00	Taxes	0.00	0.00
Penalty		0.00	0.00	Penalty	0.00	0.00	Penalty	0.00	0.00
Interest		0.00	0.00	Interest	0.00	0.00	Interest	0.00	0.00
Total Disbursed:		0.00	0.00	Total Disbursed:	0.00	0.00	Total Disbursed:	0.00	0.00
Total Disbursed:		0.00	0.00	Total Disbursed:	0.00	0.00	Total Disbursed:	0.00	0.00
Current Year									
Total Collected		0.00	0.00	Total Collected	0.00	0.00	Total Collected	0.00	0.00
Attorney Fees		0.00	0.00	Attorney Fees	0.00	0.00	Attorney Fees	0.00	0.00
Other Fees		0.00	0.00	Other Fees	0.00	0.00	Other Fees	0.00	0.00
Overpayments		0.00	0.00	Overpayments	0.00	0.00	Overpayments	0.00	0.00
Total Paid		0.00	0.00	Total Paid	0.00	0.00	Total Paid	0.00	0.00
Underpayments		0.00	0.00	Underpayments	0.00	0.00	Underpayments	0.00	0.00
Total Paid		0.00	0.00	Total Paid	0.00	0.00	Total Paid	0.00	0.00
Delinquent Years									
Total Collected		0.00	0.00	Total Collected	0.00	0.00	Total Collected	0.00	0.00
Attorney Fees		0.00	0.00	Attorney Fees	0.00	0.00	Attorney Fees	0.00	0.00
Other Fees		0.00	0.00	Other Fees	0.00	0.00	Other Fees	0.00	0.00
Overpayments		0.00	0.00	Overpayments	0.00	0.00	Overpayments	0.00	0.00
Total Paid		0.00	0.00	Total Paid	0.00	0.00	Total Paid	0.00	0.00
Underpayments		0.00	0.00	Underpayments	0.00	0.00	Underpayments	0.00	0.00
Total Paid		0.00	0.00	Total Paid	0.00	0.00	Total Paid	0.00	0.00
All Years									
Total Collected		0.00	0.00	Total Collected	0.00	0.00	Total Collected	0.00	0.00
Attorney Fees		0.00	0.00	Attorney Fees	0.00	0.00	Attorney Fees	0.00	0.00
Other Fees		0.00	0.00	Other Fees	0.00	0.00	Other Fees	0.00	0.00
Overpayments		0.00	0.00	Overpayments	0.00	0.00	Overpayments	0.00	0.00
Total Paid		0.00	0.00	Total Paid	0.00	0.00	Total Paid	0.00	0.00
Underpayments		0.00	0.00	Underpayments	0.00	0.00	Underpayments	0.00	0.00
Total Paid		0.00	0.00	Total Paid	0.00	0.00	Total Paid	0.00	0.00
Attorney Fee Disbursement Amount									
Attorney Fee Disbursement Amount		0.00	0.00	Attorney Fee Disbursement Amount	0.00	0.00	Attorney Fee Disbursement Amount	0.00	0.00

Tax Collections Activity Report - Current/Delinquent

10/1/2024 10:34:46AM

Report Criteria

Entity: ALL
Year: ALL
Date Range: 10/01/2023 to 09/30/2024
Batch(es): ALL

Entity	M&O	I&S	Delinquent Years	M&O	I&S	All Years	M&O	I&S
Current Year								
Taxes	0.00	0.00	Taxes	0.00	0.00	Taxes	0.00	0.00
Discounts	0.00	0.00	Discounts	0.00	0.00	Discounts	0.00	0.00
Penalty	0.00	0.00	Penalty	0.00	0.00	Penalty	0.00	0.00
Interest	0.00	0.00	Interest	0.00	0.00	Interest	0.00	0.00
Total Collected	0.00	0.00	Total Collected	0.00	0.00	Total Collected	0.00	0.00
Total Collected	0.00	0.00	Total Collected	0.00	0.00	Total Collected	0.00	0.00
Refunds Paid			Refunds Paid			Refunds Paid		
Taxes	0.00	0.00	Taxes	0.00	0.00	Taxes	0.00	0.00
Penalty	0.00	0.00	Penalty	0.00	0.00	Penalty	0.00	0.00
Interest	0.00	0.00	Interest	0.00	0.00	Interest	0.00	0.00
Total Refunded:	0.00	0.00	Total Refunded:	0.00	0.00	Total Refunded:	0.00	0.00
Total Refunded:	0.00	0.00	Total Refunded:	0.00	0.00	Total Refunded:	0.00	0.00
Taxes	0.00	0.00	Taxes	0.00	0.00	Taxes	0.00	0.00
Penalty	0.00	0.00	Penalty	0.00	0.00	Penalty	0.00	0.00
Interest	0.00	0.00	Interest	0.00	0.00	Interest	0.00	0.00
Total Disbursed:	0.00	0.00	Total Disbursed:	0.00	0.00	Total Disbursed:	0.00	0.00
Total Disbursed:	0.00	0.00	Total Disbursed:	0.00	0.00	Total Disbursed:	0.00	0.00
Current Year			Delinquent Years			All Years		
Total Collected	0.00	0.00	Total Collected	0.00	0.00	Total Collected	0.00	0.00
Attorney Fees	0.00	0.00	Attorney Fees	0.00	0.00	Attorney Fees	0.00	0.00
Other Fees	0.00	0.00	Other Fees	0.00	0.00	Other Fees	0.00	0.00
Overpayments	0.00	0.00	Overpayments	0.00	0.00	Overpayments	0.00	0.00
Total Paid	0.00	0.00	Total Paid	0.00	0.00	Total Paid	0.00	0.00
Underpayments	0.00	0.00	Underpayments	0.00	0.00	Underpayments	0.00	0.00
Total Paid	0.00	0.00	Total Paid	0.00	0.00	Total Paid	0.00	0.00
Attorney Fees	0.00	0.00	Attorney Fees	0.00	0.00	Attorney Fees	0.00	0.00
Refunds Paid - Attorney Fees	0.00	0.00	Refunds Paid - Attorney Fees	0.00	0.00	Refunds Paid - Attorney Fees	0.00	0.00
Attorney Fee Disbursement Amount	0.00	0.00	Attorney Fee Disbursement Amount	0.00	0.00	Attorney Fee Disbursement Amount	0.00	0.00

10/1/2024 10:36:54AM

Totals for Entity: 23 Marathon ISD

Year	Base Tax Pd	Under	Discounts	Eft Taxes Paid	Penalty	Interest	Att. Fee	Overage	Payments	Adjustments
1971	0.00	0.00	0.00	0.00	0.00	0.00	0.00	0.00	0.00	0.00
1972	0.00	0.00	0.00	0.00	0.00	0.00	0.00	0.00	0.00	0.00
1973	0.00	0.00	0.00	0.00	0.00	0.00	0.00	0.00	0.00	0.00
1974	0.00	0.00	0.00	0.00	0.00	0.00	0.00	0.00	0.00	0.00
1975	0.00	0.00	0.00	0.00	0.00	0.00	0.00	0.00	0.00	0.00
1976	0.00	0.00	0.00	0.00	0.00	0.00	0.00	0.00	0.00	0.00
1977	0.00	0.00	0.00	0.00	0.00	0.00	0.00	0.00	0.00	0.00
1978	0.00	0.00	0.00	0.00	0.00	0.00	0.00	0.00	0.00	0.00
1979	0.00	0.00	0.00	0.00	0.00	0.00	0.00	0.00	0.00	0.00
1980	0.00	0.00	0.00	0.00	0.00	0.00	0.00	0.00	0.00	0.00
1981	0.00	0.00	0.00	0.00	0.00	0.00	0.00	0.00	0.00	0.00
1982	0.00	0.00	0.00	0.00	0.00	0.00	0.00	0.00	0.00	0.00
1983	0.00	0.00	0.00	0.00	0.00	0.00	0.00	0.00	0.00	0.00
1984	0.00	0.00	0.00	0.00	0.00	0.00	0.00	0.00	0.00	0.00
1985	0.00	0.00	0.00	0.00	0.00	0.00	0.00	0.00	0.00	0.00
1986	0.00	0.00	0.00	0.00	0.00	0.00	0.00	0.00	0.00	0.00
1987	0.00	0.00	0.00	0.00	0.00	0.00	0.00	0.00	0.00	0.00
1988	0.00	0.00	0.00	0.00	0.00	0.00	0.00	0.00	0.00	0.00
1989	0.00	0.00	0.00	0.00	0.00	0.00	0.00	0.00	0.00	0.00
1990	0.00	0.00	0.00	0.00	0.00	0.00	0.00	0.00	0.00	0.00
1991	0.00	0.00	0.00	0.00	0.00	0.00	0.00	0.00	0.00	0.00
1992	0.00	0.00	0.00	0.00	0.00	0.00	0.00	0.00	0.00	0.00
1993	0.00	0.00	0.00	0.00	0.00	0.00	0.00	0.00	0.00	0.00
1994	0.00	0.00	0.00	0.00	0.00	0.00	0.00	0.00	0.00	0.00
1995	0.00	0.00	0.00	0.00	0.00	0.00	0.00	0.00	0.00	0.00
1996	0.00	0.00	0.00	0.00	0.00	0.00	0.00	0.00	0.00	0.00
1997	0.00	0.00	0.00	0.00	0.00	0.00	0.00	0.00	0.00	0.00
1998	0.00	0.00	0.00	0.00	0.00	0.00	0.00	0.00	0.00	0.00
1999	0.00	0.00	0.00	0.00	0.00	0.00	0.00	0.00	0.00	0.00
2000	0.00	0.00	0.00	0.00	0.00	0.00	0.00	0.00	0.00	0.00
2001	0.00	0.00	0.00	0.00	0.00	0.00	0.00	0.00	0.00	0.00
2002	0.00	0.00	0.00	0.00	0.00	0.00	0.00	0.00	0.00	0.00
2003	0.00	0.00	0.00	0.00	0.00	0.00	0.00	0.00	0.00	0.00
2004	0.00	0.00	0.00	0.00	0.00	0.00	0.00	0.00	0.00	0.00

Effective Taxes Paid = Base Tax Pd + Under + Disc.
 Amount Paid = Base Tax Pd + Penalty + Interest + Att. Fee+ Overage

10/1/2024 10:36:54AM

Totals for Entity: 23 Marathon ISD

Year	Base Tax Pd	Under	Discounts	EFT Taxes Paid	Penalty	Interest	Att. Fee	Coverage	Payments	Adjustments
2005	0.00	0.00	0.00	0.00	0.00	0.00	0.00	0.00	0.00	0.00
2006	0.00	0.00	0.00	0.00	0.00	0.00	0.00	0.00	0.00	0.00
2007	0.00	0.00	0.00	0.00	0.00	0.00	0.00	0.00	0.00	0.00
2008	65.18	0.00	0.00	65.18	7.82	121.94	38.99	0.00	233.98	0.00
2009	88.51	0.00	0.00	88.51	10.63	155.02	50.84	0.00	305.00	0.00
2010	88.51	0.00	0.00	88.51	10.63	144.38	48.70	0.00	292.22	0.00
2011	88.51	0.00	0.00	88.51	10.63	133.76	46.58	0.00	279.48	0.00
2012	88.51	0.00	0.00	88.51	10.63	123.14	44.46	0.00	266.74	0.00
2013	88.51	0.00	0.00	88.51	10.63	112.52	42.33	0.00	253.99	0.00
2014	86.71	0.00	0.00	86.71	10.41	99.83	39.39	0.00	236.34	0.00
2015	88.51	0.00	0.00	88.51	10.63	91.28	38.09	0.00	228.51	0.00
2016	88.51	0.00	0.00	88.51	10.63	80.66	35.97	0.00	215.77	0.00
2017	88.51	0.00	0.00	88.51	10.63	70.04	33.84	0.00	203.02	0.00
2018	88.51	0.00	0.00	88.51	10.63	58.42	31.72	0.00	190.28	0.00
2019	80.81	0.00	0.00	80.81	9.99	44.56	27.01	0.00	162.07	0.00
2020	149.67	0.00	0.00	149.67	11.88	42.62	30.70	0.00	234.87	0.00
2021	159.39	0.00	0.00	159.39	19.66	51.54	47.01	0.00	277.60	0.00
2022	105.87	0.00	0.00	105.87	12.70	20.19	27.75	0.00	166.51	0.00
2023	1,281.67	0.00	0.00	1,281.67	119.31	78.68	238.48	0.00	1,718.14	0.00
Total for Delinquent Years										
Totals for All Years:										
	1,444.22	0.00	0.00	1,444.22	167.83	1,350.90	583.38	0.00	3,546.33	0.00
	2,725.89	0.00	0.00	2,725.89	287.14	1,429.58	821.86	0.00	5,264.47	0.00
Refund Paid:										
	-73.89		0.00		0.00	0.00	0.00	0.00	-73.89	

Effective Taxes Paid = Base Tax Pd + Under + Disc
 Amount Paid = Base Tax Pd + Penalty + Interest + Att. Fee+ Coverage

10/1/2024 10:36:54AM

Totals for Entity: 23BP MISD BPP

Year	Base Tax Pd	Under	Discounts	Eff Taxes Paid	Penalty	Interest	Att. Fee	Overage	Payments	Adjustments
2006	0.00	0.00	0.00	0.00	0.00	0.00	0.00	0.00	0.00	0.00
2007	0.00	0.00	0.00	0.00	0.00	0.00	0.00	0.00	0.00	0.00
2008	0.00	0.00	0.00	0.00	0.00	0.00	0.00	0.00	0.00	0.00
2009	0.00	0.00	0.00	0.00	0.00	0.00	0.00	0.00	0.00	0.00
2010	0.00	0.00	0.00	0.00	0.00	0.00	0.00	0.00	0.00	0.00
2011	0.00	0.00	0.00	0.00	0.00	0.00	0.00	0.00	0.00	0.00
2012	0.00	0.00	0.00	0.00	0.00	0.00	0.00	0.00	0.00	0.00
2013	0.00	0.00	0.00	0.00	0.00	0.00	0.00	0.00	0.00	0.00
2014	0.00	0.00	0.00	0.00	0.00	0.00	0.00	0.00	0.00	0.00
2015	0.00	0.00	0.00	0.00	0.00	0.00	0.00	0.00	0.00	0.00
2016	0.00	0.00	0.00	0.00	0.00	0.00	0.00	0.00	0.00	0.00
2017	0.00	0.00	0.00	0.00	0.00	0.00	0.00	0.00	0.00	0.00
2018	0.00	0.00	0.00	0.00	0.00	0.00	0.00	0.00	0.00	0.00
2019	0.00	0.00	0.00	0.00	0.00	0.00	0.00	0.00	0.00	0.00
2020	0.00	0.00	0.00	0.00	0.00	0.00	0.00	0.00	0.00	0.00
2021	0.00	0.00	0.00	0.00	0.00	0.00	0.00	0.00	0.00	0.00
2022	0.00	0.00	0.00	0.00	0.00	0.00	0.00	0.00	0.00	0.00
Total for Delinquent Years										
	0.00	0.00	0.00	0.00	0.00	0.00	0.00	0.00	0.00	0.00
Totals for All Years:										
	0.00	0.00	0.00	0.00	0.00	0.00	0.00	0.00	0.00	0.00
Retund Paid:										
	0.00	0.00	0.00	0.00	0.00	0.00	0.00	0.00	0.00	0.00

Effective Taxes Paid = Base Tax Pd + Under + Disc
 Amount Paid = Base Tax Pd + Penalty + Interest + Att. Fee+ Overage

10/1/2024 10:36:54AM

Totals for Entity: 27 MCED

Year	Base Tax Pd	Under	Discounts	EFF Taxes Paid	Penalty	Interest	Alt. Fee	Overage	Payments	Adjustments
1991	0.00	0.00	0.00	0.00	0.00	0.00	0.00	0.00	0.00	0.00
1992	0.00	0.00	0.00	0.00	0.00	0.00	0.00	0.00	0.00	0.00
Total for Delinquent Years										
	0.00	0.00	0.00	0.00	0.00	0.00	0.00	0.00	0.00	0.00
Totals for All Years:										
	0.00	0.00	0.00	0.00	0.00	0.00	0.00	0.00	0.00	0.00
Refund Paid:										
	0.00		0.00		0.00		0.00		0.00	

Effective Taxes Paid = Base Tax Pd + Under + Disc
 Amount Paid = Base Tax Pd + Penalty + Interest + Alt. Fee+ Overage

Check Nbr	Check Date	Credit Memo	Vend Nbr	Payee	Fnd-Fnc-Obj.So-Org-Prog	Typ Cd	Reason	Amount	EFT
034014	09-04-2024		14624	Balmorhea ISD	199-36-6412.35-001-591000	C	XC Meet	64.00	N
034021	09-10-2024		01366	AT&T MOBILITY	199-51-6259.02-999-599000	C	Phone/fax/Dish	125.89	N
034022	09-10-2024		01549	BIG BEND TELEPHONE	199-51-6258.00-999-599000	C	VIOP/Internet	490.12	N
034023	09-10-2024		14080	Presidio High School	199-36-6499.35-001-591000	C	Cross Country	80.00	N
034024	09-10-2024		00438	TASB, INC.	199-41-6499.03-701-599000	C	TASB HR Services	945.00	N
034034	09-19-2024		14280	ABACUS COMPUTERS	199-11-6397.00-001-511007	C	Google Chrome Licenses	66.00	N
034035	09-19-2024		01142	ALPINE ISD, 588 CO-0P	199-93-6492.00-001-523000	C	2024-25 Co-op Membership	22,800.00	N
034036	09-19-2024		14609	Chris L Arredondo	199-36-6294.00-001-591000	C	Official Volleyball 09032024	376.10	N
034037	09-19-2024		14246	BREWSTER COUNTY T	199-34-6499.04-999-599000	C	Vehicle Registraion Buses	44.00	N
034038	09-19-2024		14359	DOCUMENT TRACKING	199-41-6398.02-701-599000	C	DTS License Agreement	425.00	N
034039	09-19-2024		14174	Istation, Inc.	199-11-6399.10-001-530000	C	Istation Renewal	1,368.00	N
034040	09-19-2024		14450	Gayla Owen	199-33-6219.00-001-599000	C	Student Health Screenings	234.72	N
034041	09-19-2024		00941	Renaissance	199-11-6399.11-001-530000	C	Renaissance Renewal	5,095.00	N
034042	09-19-2024		00167	Ritchie C. Skelton	199-36-6294.00-001-591000	C	Official Volleyball 09032024	170.15	N
034043	09-19-2024		00012	TASB, Inc.	199-41-6499.02-702-599000	C	TASB Policy Online Support	1,100.00	N
					199-41-6499.04-702-599000		TASB Policy Services Member	900.00	
					199-41-6499.05-702-599000		TASB Board Book	2,000.00	
					199-51-6299.00-999-599000		TASB Facilities Svs/IPM/Asbes	1,180.00	
							Check 034043 Total:	5,180.00	
034044	09-19-2024		14252	TASBO	199-41-6495.00-750-599000	C	PO Created by Req: 500029	145.00	N
034045	09-19-2024		14629	The Achievement Networ	496-11-6291.00-001-411000	C	24-25 School Fees for Sys Impl	19,000.00	N
034046	09-19-2024		00069	UNIVERSITY OF TEXAS	199-36-6499.02-001-599017	C	2024-25 UIL Fees	2,500.00	N
034047	09-25-2024		00637	First Financial Administra	863-00-2153.00-043-500000	D	SEP DED LIFE INSURANCE	7.20	N
					863-00-2153.00-106-500000		SEP DED HEALTH INSURAN	483.98	
					863-00-2153.00-107-500000		SEP DED HEALTH INSURAN	169.33	
					863-00-2153.00-108-500000		SEP DED LIFE INSURANCE	838.72	
					863-00-2153.00-109-500000		SEP DED HEALTH INSURAN	87.70	
					863-00-2153.00-110-500000		SEP DED HEALTH INSURAN	90.90	
					863-00-2153.00-113-500000		SEP DED LIFE INSURANCE	125.60	
					863-00-2153.00-114-500000		SEP DED LIFE INSURANCE	24.20	
					863-00-2153.00-115-500000		SEP DED LIFE INSURANCE	2.00	
					863-00-2153.00-120-500000		SEP DED HEALTH INSURAN	182.00	

* indicates voided checks

Check Nbr	Check Date	Credit Memo	Vend Nbr	Payee	Fnd-Fnc-Obj.So-Org-Prog	Typ Cd	Reason	Amount	EFT
					863-00-2159.00-045-500000		SEP DED TAX SHEL. ANNUIT	200.00	
					863-00-2159.00-046-500000		SEP DED TAX SHEL. ANNUIT	210.00	
					863-00-2159.00-111-500000		SEP DED INCOME REPLACE	748.40	
					863-00-2159.00-116-500000		SEP DED HSA	30.00	
					863-00-2159.00-118-500000		SEP DED INCOME REPLACE	30.16	
							Check 034047 Total:	3,230.19	
034048	09-25-2024		14524	Alpine ISD Cross Countr	199-36-6412.35-001-591000	C	Cross Country	80.00	N
034049	09-25-2024		01414	AT&T	199-51-6259.02-999-599000	C	Phone/fax/Dish	12.36	N
034050	09-25-2024		01269	Travis Jarrell	199-52-6499.00-001-599000	C	PO Created by Req: 500046	75.00	N
034051	09-25-2024		00312	REGION 18 ESC	199-23-6238.00-001-599000	C	TEEMS Annual Renewal	1,250.00	N
					199-41-6238.00-001-599000		TEEMS Annual Renewal	1,250.00	
							Check 034051 Total:	2,500.00	
034055	10-02-2024		14025	The Brokerage Store, Inc	199-36-6429.00-001-591000	C	Athletic Insurance	1,540.00	N
034056	10-02-2024		14607	Sylvia Fields	199-36-6294.00-001-591000	C	Volleyball Official 09-30-24	103.00	N
					199-36-6294.00-001-591000		Volleyball Official 09-21-24	114.22	
							Check 034056 Total:	217.22	
034057	10-02-2024		14630	Frog Street Press, LLC	496-11-6399.00-001-411000	C	FrogStreet Curriculum PK	3,919.99	N
034058	10-02-2024		00967	Chelo Salmon	101-35-6411.00-001-599000	C	meals training Reg.18	68.91	N
034059	10-02-2024		01582	TW HEAT & AIR LLC	199-51-6249.00-999-599000	C	Ice Machine Repairs	1,785.71	N
034060	10-02-2024		14608	Lara Wash	199-36-6294.00-001-591000	C	Volleyball Official 10-01-24	97.14	N
034061	10-02-2024		14028	Kay Whitley	199-36-6294.00-001-591000	C	Volleyball Official 09-21-24	85.00	N
034064	10-08-2024		00403	AA Chemical & Supply	199-51-6317.00-999-599000	C	Custodial Supplies	183.02	N
					199-51-6317.00-999-599000		Custodial Supplies	276.05	
							Check 034064 Total:	459.07	
034065	10-08-2024		14575	Amy Ruth Anthony	429-11-6291.00-001-422000	C	Counseling Services - Sept	1,583.00	N
034066	10-08-2024		01174	In & Out Rental Inc.	199-51-6319.01-999-599000	C	Maint Sup - Oct	35.00	N
034067	10-08-2024		01272	Labatt Food Service LLC	101-35-6341.00-001-599000	C	Breakfast Food	284.07	N
					101-35-6341.02-001-599000		Food SCA	52.12	
					101-35-6341.02-001-599000		Food SCA	89.37	
					101-35-6341.02-001-599000		Food SCA	69.85	
					101-35-6341.02-001-599000		Food SCA	15.59	
					101-35-6341.02-001-599000		Food SCA	52.12	
					101-35-6342.00-001-599000		non food	11.19	
					101-35-6342.00-001-599000		non food	34.59	
					101-35-6342.00-001-599000		non food	17.57	
					101-35-6342.00-001-599000		non food	22.94	
					101-35-6499.00-001-599000		Misc Costs	35.00	
					101-35-6499.00-001-599000		Misc Costs	35.00	

Check Nbr	Check Date	Credit Memo	Vend Nbr	Payee	Fnd-Fnc-Obj.So-Org-Prog	Typ Cd	Reason	Amount	EFT
					101-35-6499.00-001-599000		Misc Costs	35.00	
					101-35-6499.00-001-599000		Misc Costs	35.00	
							Check 034067 Total:	789.41	
034068	10-08-2024		01033	MARATHON WATER &	199-51-6259.01-999-599000	C	Water	458.92	N
034069	10-08-2024		01512	MCCOY'S #86	199-11-6395.05-001-511215	C	class project materials	321.57	N
034070	10-08-2024		00057	MORRISON TRUE VAL	199-51-6319.01-999-599000	C	Maint Sup - Oct	5.48	N
					199-51-6319.01-999-599000		Maint Sup - Oct	20.48	
					199-51-6319.01-999-599000		Maint Sup - Oct	21.99	
							Check 034070 Total:	47.95	
034071	10-08-2024		14250	QUILL CORPORATION	199-11-6399.30-001-511000	C	Copy Paper	165.44	N
					199-23-6399.30-001-599000		Copy Paper	165.44	
					199-41-6399.30-701-599000		Copy Paper	165.44	
					199-41-6399.30-750-599000		Copy Paper	165.44	
							Check 034071 Total:	661.76	
034072	10-08-2024		01219	WTG FUELS	199-34-6311.00-999-599000	C	Gasoline/Diesel Fuel	1,430.00	N
090324	09-03-2024		00194	TASB RISK MANAGEM	199-34-6429.00-999-599000	D	Vehicle Insurance	2,827.00	N
					199-41-6429.00-701-599000		Liability Insurance	3,800.00	
					199-51-6429.00-999-599000		Property Insurance	30,891.00	
					199-52-6429.00-999-599000		Security Privacy Insurance	5,500.00	
							Check 090324 Total:	43,018.00	
092401	09-13-2024		00086	TEACHER RETIREMEN	863-00-2153.00-007-500000	D	September Premiums	7,357.00	N
092402	09-03-2024		00194	TASB RISK MANAGEM	199-00-1411.00-000-500000	D	Workers comp insurance	7,286.00	N
092601	09-26-2024		00148	United States Treasury	863-00-2151.00-000-500000	D	September IRS	8,148.17	N
					863-00-2152.01-000-500000		September IRS	30.62	
					863-00-2152.01-000-500000		September IRS	-30.62	
					863-00-2152.01-000-500000		September IRS	1,328.85	
					863-00-2152.02-000-500000		September IRS	2,627.08	
					863-00-2152.02-000-500000		September IRS	-2,627.08	
					863-00-2152.02-000-500000		September IRS	1,328.85	
							Check 092601 Total:	10,805.87	
092724	09-30-2024		00039	TRS	863-00-2155.00-000-500000	D	September 24 TexNet	6,128.54	N
					863-00-2155.00-000-500000		September 24 TexNet	482.85	
					863-00-2155.01-000-500000		September 24 TexNet	41.25	
					863-00-2155.02-000-500000		September 24 TexNet	1,058.34	
					863-00-2155.04-000-500000		September 24 TexNet	557.15	
					863-00-2155.05-000-500000		September 24 TexNet	433.12	
					863-00-2155.06-000-500000		September 24 TexNet	2,326.50	
					863-00-2155.08-000-500000		September 24 TexNet	1,180.25	
							Check 092724 Total:	12,208.00	
							Grand Totals:	159,182.05	

End of Report

* indicates voided checks

Budget vs. Actual As of September

Obj / Func	Description	Annual Budget	YTD Actual	YTD Encumbrance	Variance	Percent To Total
REVENUES:						
5700	Revenues, Local & Intermediate	1,139,610.00	-1,968.56	.00	1,137,641.44	.68%
5800	State Program Revenues	808,599.00	-288,447.34	.00	520,151.66	99.32%
5900	Federal Program Revenues	10,500.00	.00	.00	10,500.00	.00%
5000	Total Revenues	1,958,709.00	-290,415.90	.00	1,668,293.10	100.00%
EXPENDITURES:						
11	Instruction	-944,771.00	12,915.80	10,796.29	-921,058.91	10.35%
12	Inst. Resources/Media Services	-1,450.00	.00	.00	-1,450.00	.00%
13	Curriculum/Instructional PD	-18,059.00	.00	127.00	-17,932.00	.00%
23	School Leadership	-130,730.00	7,994.62	100.00	-122,635.38	6.41%
31	Guidance/Counseling/Evaluation	-6,197.00	189.18	585.00	-5,422.82	.15%
33	Health Services	-8,550.00	234.72	200.00	-8,115.28	.19%
34	Student Transportation	-20,177.00	2,871.00	10,000.00	-7,306.00	2.30%
35	Food Services	-19,156.00	-52.49	147.00	-19,061.49	-.04%
36	Extracurricular Activities	-91,213.00	5,098.52	411.00	-85,703.48	4.09%
41	General Administration	-262,146.00	21,115.42	14,375.00	-226,655.58	16.92%
51	Facilities Maintenance & Opera	-211,559.00	39,524.42	60,355.80	-111,678.78	31.68%
52	Security & Monitoring Services	-22,100.00	5,575.00	.00	-16,525.00	4.47%
53	Data Processing Services	-147,301.00	6,512.02	.00	-140,788.98	5.22%
61	Community Services	-1,500.00	.00	.00	-1,500.00	.00%
71	Debt Services	-10,000.00	.00	.00	-10,000.00	.00%
91	Purchase of WADA from State/Sc	-15,000.00	.00	.00	-15,000.00	.00%
93	Payments to Fiscal Agent	-22,800.00	22,800.00	.00	.00	18.27%
99	Other Intergovernmental Charge	-40,000.00	.00	.00	-40,000.00	.00%
6000	Total Expenditures	-1,972,709.00	124,778.21	97,097.09	-1,750,833.70	100.01%
OPERATING TRANSFERS:						
7913	Proceeds of Capital Leases	5,000.00	.00	.00	5,000.00	
7915	Operating Transfers In	4,656.00	.00	.00	4,656.00	
7949	Other Resources	9,000.00	.00	.00	9,000.00	
7000	Total Other Resources/Non-Operating Rev	18,656.00	.00	.00	18,656.00	
8911	Operating Transfers Out	-4,656.00	.00	.00	-4,656.00	
8000	Total Other Uses/Non-Operating Exp	-4,656.00	.00	.00	-4,656.00	
Total Operating Transfers		14,000.00	.00			
3000 Fund Balance - September (Unaudited)		.00	.00			
3000 Year to Date Fund Balance (Unaudited)		.00	-165,637.69			

End of Report

0177 - MAINTENANCE FUND/WTNB/TPB

Cash	Cash Starting Balance	.00
	101 / 5	121.94
	199 / 5	93,171.20
	269 / 1	-3,556.40
	282 / 1	.00
	496 / 4	-38,000.00
	497 / 4	59,018.29
	498 / 4	.00
	863 / 5	1,409.90
	865 / 5	300.00
	Cash Ending Balance	112,464.93
	Group 0177 Ending Balance	112,464.93

TOTALS

Cash Ending Balance	112,464.93
Add Investment Balance	.00
Totals	112,464.93

End of Report

MARATHON INDEPENDENT SCHOOL DISTRICT
REGULAR BOARD MEETING
SEPTEMBER 25, 2024

Regular Board of Trustees School Board Meeting. The Board of Trustees of the Marathon Independent School District met on September 25, 2024, in the High School Library.

Present Board Members: Marina Aguilar, Steven Aguilar, Judy Briones, Cheyenne Marta, and Hayes West,

Absent Board Members: Craig Carter, Andrew Lewis

Staff: Dr. Ivonne Durant, Marcus Celaya, Coy Gonzalez

Audience: Arlene Griffis, Steve Griffis, Sandra Hansen, Drew Whittington

- I. Call Meeting to Order: Board President, Judy Briones called the meeting to Order at 6:02 p.m.
- II. Recited the Pledge of Allegiance to the American and Texas Flags
- III. Board Prayer and Moment of Silence
- IV. Public Comment – None
- V. Information on Funding Options available to School Districts: Hilltop Securities and Government Capital. Drew Whittington gave information on Funding Options that are available for financial advice and have public experts ready to help with financing a school project. Drew Whittington gave a few Finance Options for maintenance and operations.
- VI. Information on Municipal Advisory Agreements – Zoom Meeting with Steve Murry and Ben Morse with Municipal Advisory Agreements gave information on the procedures and information on financing a school project.
- VII. Consent Items – A motion was made by Marina Aguilar and seconded by Steven Aguilar to approve the Consent Items as presented. Motion Carried.
 - VII.a. Monthly Tax Collection Report
 - VII.b. Check Payment
 - VII.c. Financial Reports
 - VII.d. Review and approval of previous Board Minutes
- VIII. Budget Amendments – None
- IX. Superintendent Report – Dr. Ivonne Durant gave a report on the Renaissance Beginning of year by Student Growth comparison from Fall 2023-2024, GAPS in Grade Levels in Reading, Renaissance STAR Growth in Reading, Math.
- X. Marathon ISD 2024 Accountability System Rating – Dr. Durant went over the 2024 Accountability System Rating Report.
- XI. H.B. 3 Board Goals for Math, Reading, Language Arts and CCMR
- XII. Renaissance Beginning of School Results – Dr. Ivonne gave the board report in the Superintendent's Report.
- XIII. Memorandum of Understanding with Star Tech Group, LLC- A motion was made by Cheyenne Marta and seconded by Steven Aguilar to approve the MOU between Marathon ISD and Star Tech Group, LLC a software development limited liability entity based in Odessa, Texas. Star Tech Group, LLC and Marathon ISD entered into an Agreement of Cooperation to establish a program of exchange and collaboration in areas of benefit to both institutions effective as of the date this MOU. The purpose of this memorandum of understanding between STG (Star Tech Group, LLC). Mr. Travis Jarrell will be coordinator to

oversee and facilitate the implementation of the ACCESS project at Marathon
ISD. Motion Carried.

- XIV. Discuss and consider accepting and MOU with Primary Care Marathon Center –
No discussion agenda item was pulled.
- XV. Upcoming Events
- XVI. Closed Meeting in accordance with Texas Open Meetings Act, Texas
Government Code, Chapter 551, Subchapters D and E.- Board went in Closed
Meeting at 7:50 p.m.
 - XVI.a. Personnel Matters, Tex Govt. Code Section 551.074
Ongoing Employee Growth Plan Report
- XVII. Open Meeting – Board went into Open Meeting at 7:54 p.m.
 - XVII.a. Personnel Matters. Tex Govt. Code Section 551.074
No Action taken.
- XVIII. Adjourn – A motion was made by Marina Aguilar and seconded by Hayes West
to adjourn meeting at 7:54 p.m.

Board President _____

Board Secretary _____

