

Agenda of Regular Meeting

The Board of Trustees

Marathon ISD

Preparing Each Student for a Successful Future as a Lifelong Learner

A Regular Meeting of the Board of Trustees of Marathon ISD will be held February 22, 2023, beginning at 6:00 PM in the Marathon High School Library.

The subjects to be discussed or considered or upon which any formal action may be taken are listed below. Items do not have to be taken in the same order as shown on this meeting notice. Unless removed from the consent agenda, items identified within the consent agenda will be acted on at one time.

| | |
|---|-----|
| I. Call Meeting to Order | |
| II. Pledge of Allegiance to the American and Texas Flags | |
| III. Moment of Silence | |
| IV. Public Comment | |
| V. Consent Items | |
| a. Monthly Tax Collection Report | 3 |
| b. Check Payments | 33 |
| c. Financial Reports | 41 |
| d. Review and approve previous Board Minutes | 63 |
| VI. Budget Amendments | 65 |
| VII. Letter of Engagement for Audit Services for Fiscal Year Ending August 31, 2023 | 67 |
| VIII. Consider and take possible action to ratify our representative on the Board of Directors of Brewster County Appraisal District. | 73 |
| IX. Consider and take possible action to approve The Board Operating Procedures | 74 |
| X. Superintendent's Report | |
| a. Description, discussion, and possible action on a partnership with the Accelerated Rural Texas Impact Network | 95 |
| b. Update on Safe School Opening Plan for 2022-2023 | 124 |
| c. Report on the progress made by the District of Innovation Committee | 127 |
| XI. Closed Meeting | |
| In accordance with the Texas Open Meetings Act (Subchapter D and F of Chapter 551 of the Texas Government Code), the board will now enter into a closed meeting to deliberate subjects listed on this agenda authorized by Subchapter D. Any final action, decision, or vote on a subject deliberated in the closed meeting will be taken in an open meeting held in compliance with the Texas Open Meetings Act. | |
| Tex. Gov't Code 551.074 | |

- a. 2023-2024 Administrator Contract for Business Manager
- b. Guardian Program Discussion and possible approval
- XII. Open Meeting
- XIII. Upcoming Events
- XIV. Adjourn

The Marathon ISD seven-member Board of Trustees is focused on student achievement and the overall success of the school district.

Marathon ISD
Jan-23

| | |
|----------------------------------|-------------------|
| Total Monthly Collected: | 643,862.52 |
| Total Paid Taxes | |
| Current Base (M&O) | 643,938.92 |
| Penalty | 0.00 |
| Interest | 0.00 |
| Atty Fees | 0.00 |
| Current Base (I&S) | |
| Penalty | |
| Interest | |
| Delinquent Base (M&O) | -109.93 |
| Penalty | 11.18 |
| Interest | 22.35 |
| Atty Fees | 25.33 |
| Delinquent Base (I&S) | |
| Penalty | |
| Interest | |
| Atty Fees | |
| Current BPP | 68.55 |
| Penalty | 0.00 |
| Interest | 0.00 |
| Atty Fees | 0.00 |
| Delinquent BPP | 0.00 |
| Penalty | 0.00 |
| Interest | 0.00 |
| Atty Fees | 0.00 |
| CED Base | 0.00 |
| Penalty | 0.00 |
| Interest | 0.00 |
| Atty Fees | 0.00 |
| Refunds | 838.56 |

| | |
|----------------------------------|--------------------------------|
| Total Yearly Collected: | \$1,025,246.48 |
| Total Paid Taxes | 10/1/2022 to 01/31/2023 |
| Current Base (M&O) | 1,019,511.73 |
| Penalty | 0.00 |
| Interest | 0.00 |
| Atty Fees | |
| Current Base (I&S) | |
| Penalty | |
| Interest | |
| Delinquent Base (M&O) | 4,291.49 |
| Penalty | 563.70 |
| Interest | 879.56 |
| Atty Fees | 1,228.17 |
| Delinquent Base (I&S) | |
| Penalty | |
| Interest | |
| Atty Fees | |
| Current BPP | 558.30 |
| Penalty | 0.00 |
| Interest | 0.00 |
| Atty Fees | 0.00 |
| Delinquent BPP | 0.00 |
| Penalty | 0.00 |
| Interest | 0.00 |
| Atty Fees | 0.00 |
| CED Base | 0.00 |
| Penalty | 0.00 |
| Interest | 0.00 |
| Atty Fees | 0.00 |
| Refunds | 1,041.62 |
| Percentage | 89.79% |

Tax Collections Activity Report - Current/Delinquent

2/8/2023 2:28:24PM Report Criteria

Entity: ALL
Year: ALL
Date Range: 01/01/2023 to 01/31/2023
Batch(es): ALL

Entity: Marathon ISD

| Current Year | M&O | I&S | Delinquent Years | M&O | I&S | All Years | M&O | I&S |
|----------------------------------|-------------------|-------------|----------------------------------|---------------|-------------|----------------------------------|-------------------|-------------|
| Taxes | 644,574.42 | 0.00 | Taxes | 93.13 | 0.00 | Taxes | 644,667.55 | 0.00 |
| Discounts | 0.00 | 0.00 | Discounts | 0.00 | 0.00 | Discounts | 0.00 | 0.00 |
| Penalty | 0.00 | 0.00 | Penalty | 11.18 | 0.00 | Penalty | 11.18 | 0.00 |
| Interest | 0.00 | 0.00 | Interest | 22.35 | 0.00 | Interest | 22.35 | 0.00 |
| Total Collected | 644,574.42 | 0.00 | Total Collected | 126.66 | 0.00 | Total Collected | 644,701.08 | 0.00 |
| Total Collected | 644,574.42 | | Total Collected | 126.66 | | Total Collected | 644,701.08 | |
| Refunds Paid | | | Refunds Paid | | | Refunds Paid | | |
| Taxes | 635.50 | 0.00 | Taxes | 203.06 | 0.00 | Taxes | 838.56 | 0.00 |
| Penalty | 0.00 | 0.00 | Penalty | 0.00 | 0.00 | Penalty | 0.00 | 0.00 |
| Interest | 0.00 | 0.00 | Interest | 0.00 | 0.00 | Interest | 0.00 | 0.00 |
| Total Refunded: | 635.50 | 0.00 | Total Refunded: | 203.06 | 0.00 | Total Refunded: | 838.56 | 0.00 |
| Total Refunded: | 635.50 | | Total Refunded: | 203.06 | | Total Refunded: | 838.56 | |
| Taxes | 643,938.92 | 0.00 | Taxes | -109.93 | 0.00 | Taxes | 643,828.99 | 0.00 |
| Penalty | 0.00 | 0.00 | Penalty | 11.18 | 0.00 | Penalty | 11.18 | 0.00 |
| Interest | 0.00 | 0.00 | Interest | 22.35 | 0.00 | Interest | 22.35 | 0.00 |
| Total Disbursed: | 643,938.92 | 0.00 | Total Disbursed: | -76.40 | 0.00 | Total Disbursed: | 643,862.52 | 0.00 |
| Total Disbursed: | 643,938.92 | | Total Disbursed: | -76.40 | | Total Disbursed: | 643,862.52 | |
| Current Year | 644,574.42 | | Delinquent Years | 126.66 | | All Years | 644,701.08 | |
| Attorney Fees | 0.00 | | Attorney Fees | 25.33 | | Attorney Fees | 25.33 | |
| Other Fees | 0.00 | | Other Fees | 0.00 | | Other Fees | 0.00 | |
| Overpayments | 1.23 | | Overpayments | 0.00 | | Overpayments | 1.23 | |
| Total Paid | 644,575.65 | | Total Paid | 151.99 | | Total Paid | 644,727.64 | |
| Underpayments | 0.95 | | Underpayments | 0.00 | | Underpayments | 0.95 | |
| Total Paid | 644,575.65 | | Total Paid | 151.99 | | Total Paid | 644,727.64 | |
| Attorney Fees | 0.00 | | Attorney Fees | 25.33 | | Attorney Fees | 25.33 | |
| Refunds Paid - Attorney Fees | 0.00 | | Refunds Paid - Attorney Fees | 0.00 | | Refunds Paid - Attorney Fees | 0.00 | |
| Attorney Fee Disbursement Amount | 0.00 | | Attorney Fee Disbursement Amount | 25.33 | | Attorney Fee Disbursement Amount | 25.33 | |

Tax Collections Activity Report - Current/Delinquent

2/8/2023 2:28:24PM Report Criteria

Entity: ALL
Year: ALL
Date Range: 01/01/2023 to 01/31/2023
Batch(es): ALL

Entity: MISD BPP

| Current Year | M&O | I&S | Delinquent Years | M&O | I&S | All Years | M&O | I&S |
|----------------------------------|--------------|-------------|----------------------------------|-------------|-------------|----------------------------------|--------------|-------------|
| Taxes | 68.55 | 0.00 | Taxes | 0.00 | 0.00 | Taxes | 68.55 | 0.00 |
| Discounts | 0.00 | 0.00 | Discounts | 0.00 | 0.00 | Discounts | 0.00 | 0.00 |
| Penalty | 0.00 | 0.00 | Penalty | 0.00 | 0.00 | Penalty | 0.00 | 0.00 |
| Interest | 0.00 | 0.00 | Interest | 0.00 | 0.00 | Interest | 0.00 | 0.00 |
| Total Collected | 68.55 | 0.00 | Total Collected | 0.00 | 0.00 | Total Collected | 68.55 | 0.00 |
| Total Collected | 68.55 | | Total Collected | 0.00 | | Total Collected | 68.55 | |
| Refunds Paid | | | Refunds Paid | | | Refunds Paid | | |
| Taxes | 0.00 | 0.00 | Taxes | 0.00 | 0.00 | Taxes | 0.00 | 0.00 |
| Penalty | 0.00 | 0.00 | Penalty | 0.00 | 0.00 | Penalty | 0.00 | 0.00 |
| Interest | 0.00 | 0.00 | Interest | 0.00 | 0.00 | Interest | 0.00 | 0.00 |
| Total Refunded: | 0.00 | 0.00 | Total Refunded: | 0.00 | 0.00 | Total Refunded: | 0.00 | 0.00 |
| Total Refunded: | 0.00 | | Total Refunded: | 0.00 | | Total Refunded: | 0.00 | |
| Taxes | 68.55 | 0.00 | Taxes | 0.00 | 0.00 | Taxes | 68.55 | 0.00 |
| Penalty | 0.00 | 0.00 | Penalty | 0.00 | 0.00 | Penalty | 0.00 | 0.00 |
| Interest | 0.00 | 0.00 | Interest | 0.00 | 0.00 | Interest | 0.00 | 0.00 |
| Total Disbursed: | 68.55 | 0.00 | Total Disbursed: | 0.00 | 0.00 | Total Disbursed: | 68.55 | 0.00 |
| Total Disbursed: | 68.55 | | Total Disbursed: | 0.00 | | Total Disbursed: | 68.55 | |
| Current Year | 68.55 | | Delinquent Years | 0.00 | | All Years | 68.55 | |
| Total Collected | 68.55 | | Total Collected | 0.00 | | Total Collected | 68.55 | |
| Attorney Fees | 0.00 | | Attorney Fees | 0.00 | | Attorney Fees | 0.00 | |
| Other Fees | 0.00 | | Other Fees | 0.00 | | Other Fees | 0.00 | |
| Overpayments | 0.00 | | Overpayments | 0.00 | | Overpayments | 0.00 | |
| Total Paid | 68.55 | | Total Paid | 0.00 | | Total Paid | 68.55 | |
| Underpayments | 0.00 | | Underpayments | 0.00 | | Underpayments | 0.00 | |
| Total Paid | 68.55 | | Total Paid | 0.00 | | Total Paid | 68.55 | |
| Attorney Fees | 0.00 | | Attorney Fees | 0.00 | | Attorney Fees | 0.00 | |
| Refunds Paid - Attorney Fees | 0.00 | | Refunds Paid - Attorney Fees | 0.00 | | Refunds Paid - Attorney Fees | 0.00 | |
| Attorney Fee Disbursement Amount | 0.00 | | Attorney Fee Disbursement Amount | 0.00 | | Attorney Fee Disbursement Amount | 0.00 | |

Tax Collections Activity Report - Current/Delinquent

2/8/2023 2:28:24PM Report Criteria

Entity: ALL
Year: ALL
Date Range: 01/01/2023 to 01/31/2023
Batch(es): ALL

Entity: MCED

| Current Year | M&O | I&S | Delinquent Years | M&O | I&S | All Years | M&O | I&S |
|----------------------------------|-------------|-------------|----------------------------------|-------------|-------------|----------------------------------|-------------|-------------|
| Taxes | 0.00 | 0.00 | Taxes | 0.00 | 0.00 | Taxes | 0.00 | 0.00 |
| Discounts | 0.00 | 0.00 | Discounts | 0.00 | 0.00 | Discounts | 0.00 | 0.00 |
| Penalty | 0.00 | 0.00 | Penalty | 0.00 | 0.00 | Penalty | 0.00 | 0.00 |
| Interest | 0.00 | 0.00 | Interest | 0.00 | 0.00 | Interest | 0.00 | 0.00 |
| Total Collected | 0.00 | 0.00 | Total Collected | 0.00 | 0.00 | Total Collected | 0.00 | 0.00 |
| Total Collected | 0.00 | 0.00 | Total Collected | 0.00 | 0.00 | Total Collected | 0.00 | 0.00 |
| Refunds Paid | | | Refunds Paid | | | Refunds Paid | | |
| Taxes | 0.00 | 0.00 | Taxes | 0.00 | 0.00 | Taxes | 0.00 | 0.00 |
| Penalty | 0.00 | 0.00 | Penalty | 0.00 | 0.00 | Penalty | 0.00 | 0.00 |
| Interest | 0.00 | 0.00 | Interest | 0.00 | 0.00 | Interest | 0.00 | 0.00 |
| Total Refunded: | 0.00 | 0.00 | Total Refunded: | 0.00 | 0.00 | Total Refunded: | 0.00 | 0.00 |
| Total Refunded: | 0.00 | 0.00 | Total Refunded: | 0.00 | 0.00 | Total Refunded: | 0.00 | 0.00 |
| Taxes | 0.00 | 0.00 | Taxes | 0.00 | 0.00 | Taxes | 0.00 | 0.00 |
| Penalty | 0.00 | 0.00 | Penalty | 0.00 | 0.00 | Penalty | 0.00 | 0.00 |
| Interest | 0.00 | 0.00 | Interest | 0.00 | 0.00 | Interest | 0.00 | 0.00 |
| Total Disbursed: | 0.00 | 0.00 | Total Disbursed: | 0.00 | 0.00 | Total Disbursed: | 0.00 | 0.00 |
| Total Disbursed: | 0.00 | 0.00 | Total Disbursed: | 0.00 | 0.00 | Total Disbursed: | 0.00 | 0.00 |
| Total Collected | 0.00 | 0.00 | Total Collected | 0.00 | 0.00 | Total Collected | 0.00 | 0.00 |
| Attorney Fees | 0.00 | 0.00 | Attorney Fees | 0.00 | 0.00 | Attorney Fees | 0.00 | 0.00 |
| Refunds Paid - | 0.00 | 0.00 | Refunds Paid - | 0.00 | 0.00 | Refunds Paid - | 0.00 | 0.00 |
| Attorney Fees | 0.00 | 0.00 | Attorney Fees | 0.00 | 0.00 | Attorney Fees | 0.00 | 0.00 |
| Overpayments | 0.00 | 0.00 | Overpayments | 0.00 | 0.00 | Overpayments | 0.00 | 0.00 |
| Total Paid | 0.00 | 0.00 | Total Paid | 0.00 | 0.00 | Total Paid | 0.00 | 0.00 |
| Underpayments | 0.00 | 0.00 | Underpayments | 0.00 | 0.00 | Underpayments | 0.00 | 0.00 |
| Total Paid | 0.00 | 0.00 | Total Paid | 0.00 | 0.00 | Total Paid | 0.00 | 0.00 |
| Attorney Fees | 0.00 | 0.00 | Attorney Fees | 0.00 | 0.00 | Attorney Fees | 0.00 | 0.00 |
| Refunds Paid - | 0.00 | 0.00 | Refunds Paid - | 0.00 | 0.00 | Refunds Paid - | 0.00 | 0.00 |
| Attorney Fees | 0.00 | 0.00 | Attorney Fees | 0.00 | 0.00 | Attorney Fees | 0.00 | 0.00 |
| Attorney Fee Disbursement Amount | 0.00 | 0.00 | Attorney Fee Disbursement Amount | 0.00 | 0.00 | Attorney Fee Disbursement Amount | 0.00 | 0.00 |

Year to Date Recap Report 01/01/2023-01/31/2023

2/8/2023 2:37:49PM

Totals for Entity: 23 Marathon ISD

| Year | Original Tax | Adjustments | Adjusted Tax | Base Tax Pd | Under | Disc | Eff Taxes Paid | Penalty | Interest | Alt. Fee | Overage | Payments | Balance | % | #Owed |
|------|--------------|-------------|--------------|-------------|-------|------|----------------|----------|----------|----------|---------|------------|---------|--------|-------|
| 1971 | 18.55 | 0.00 | 18.55 | 18.55 | 0.00 | 0.00 | 18.55 | 0.00 | 0.00 | 0.00 | 0.00 | 18.55 | 0.00 | 100.00 | 0 |
| 1972 | 18.56 | 0.00 | 18.56 | 18.56 | 0.00 | 0.00 | 18.56 | 0.00 | 0.00 | 0.00 | 0.00 | 18.56 | 0.00 | 100.00 | 0 |
| 1973 | 18.56 | 0.00 | 18.56 | 18.56 | 0.00 | 0.00 | 18.56 | 0.00 | 0.00 | 0.00 | 0.00 | 18.56 | 0.00 | 100.00 | 0 |
| 1974 | 0.00 | 0.00 | 0.00 | 0.00 | 0.00 | 0.00 | 0.00 | 0.00 | 0.00 | 0.00 | 0.00 | 0.00 | 0.00 | 0.00 | 0 |
| 1975 | 0.00 | 0.00 | 0.00 | 0.00 | 0.00 | 0.00 | 0.00 | 0.00 | 0.00 | 0.00 | 0.00 | 0.00 | 0.00 | 0.00 | 0 |
| 1976 | 0.00 | 0.00 | 0.00 | 0.00 | 0.00 | 0.00 | 0.00 | 0.00 | 0.00 | 0.00 | 0.00 | 0.00 | 0.00 | 0.00 | 0 |
| 1977 | 0.00 | 0.00 | 0.00 | 0.00 | 0.00 | 0.00 | 0.00 | 0.00 | 0.00 | 0.00 | 0.00 | 0.00 | 0.00 | 0.00 | 0 |
| 1978 | 0.00 | 0.00 | 0.00 | 0.00 | 0.00 | 0.00 | 0.00 | 0.00 | 0.00 | 0.00 | 0.00 | 0.00 | 0.00 | 0.00 | 0 |
| 1979 | 0.00 | 0.00 | 0.00 | 0.00 | 0.00 | 0.00 | 0.00 | 0.00 | 0.00 | 0.00 | 0.00 | 0.00 | 0.00 | 0.00 | 0 |
| 1980 | 0.00 | 0.00 | 0.00 | 0.00 | 0.00 | 0.00 | 0.00 | 0.00 | 0.00 | 0.00 | 0.00 | 0.00 | 0.00 | 0.00 | 0 |
| 1981 | 0.00 | 0.00 | 0.00 | 0.00 | 0.00 | 0.00 | 0.00 | 0.00 | 0.00 | 0.00 | 0.00 | 0.00 | 0.00 | 0.00 | 0 |
| 1982 | 0.00 | 0.00 | 0.00 | 0.00 | 0.00 | 0.00 | 0.00 | 0.00 | 0.00 | 0.00 | 0.00 | 0.00 | 0.00 | 0.00 | 0 |
| 1983 | 403.75 | -355.30 | 48.45 | 48.45 | 0.00 | 0.00 | 48.45 | 3.64 | 78.76 | 16.91 | 0.00 | 147.76 | 0.00 | 100.00 | 0 |
| 1984 | 1,033.08 | -613.07 | 420.01 | 420.01 | 0.00 | 0.00 | 420.01 | 37.04 | 769.41 | 167.27 | 0.00 | 1,393.73 | 0.00 | 100.00 | 0 |
| 1985 | 1,797.09 | -1,460.62 | 336.47 | 336.47 | 0.00 | 0.00 | 336.47 | 26.15 | 527.88 | 115.82 | 0.00 | 1,006.32 | 0.00 | 100.00 | 0 |
| 1986 | 1,899.75 | -1,623.26 | 276.49 | 276.49 | 0.00 | 0.00 | 276.49 | 25.42 | 487.25 | 108.67 | 0.00 | 897.83 | 0.00 | 100.00 | 0 |
| 1987 | 1,961.43 | -1,206.32 | 755.11 | 755.11 | 0.00 | 0.00 | 755.11 | 86.16 | 1,855.44 | 398.94 | 0.00 | 3,095.65 | 0.00 | 100.00 | 0 |
| 1988 | 1,954.87 | -1,164.86 | 790.01 | 790.01 | 0.00 | 0.00 | 790.01 | 90.12 | 1,874.86 | 407.37 | 0.00 | 3,162.36 | 0.00 | 100.00 | 0 |
| 1989 | 1,960.98 | -1,150.11 | 810.87 | 810.87 | 0.00 | 0.00 | 810.87 | 73.94 | 1,455.17 | 321.84 | 0.00 | 2,661.82 | 0.00 | 100.00 | 0 |
| 1990 | 2,024.73 | -1,179.43 | 845.30 | 845.30 | 0.00 | 0.00 | 845.30 | 76.72 | 1,431.20 | 322.07 | 0.00 | 2,675.29 | 0.00 | 100.00 | 0 |
| 1991 | 937.59 | -417.23 | 520.36 | 520.36 | 0.00 | 0.00 | 520.36 | 50.81 | 815.05 | 193.36 | 0.00 | 1,579.68 | 0.00 | 100.00 | 0 |
| 1992 | 781.15 | -306.25 | 474.90 | 474.90 | 0.00 | 0.00 | 474.90 | 48.58 | 724.84 | 176.71 | 0.00 | 1,425.03 | 0.00 | 100.00 | 0 |
| 1993 | 2,468.51 | -954.24 | 1,514.27 | 1,514.27 | 0.00 | 0.00 | 1,514.27 | 158.05 | 2,241.14 | 558.89 | 0.00 | 4,473.35 | 0.00 | 100.00 | 0 |
| 1994 | 2,364.46 | -1,030.07 | 1,324.39 | 1,324.39 | 0.00 | 0.00 | 1,324.39 | 133.45 | 1,797.57 | 456.48 | 0.00 | 3,711.89 | 0.00 | 100.00 | 0 |
| 1995 | 2,902.43 | -1,081.92 | 1,820.51 | 1,820.51 | 0.00 | 0.00 | 1,820.51 | 150.77 | 1,855.97 | 489.52 | 0.00 | 4,316.77 | 0.00 | 100.00 | 0 |
| 1996 | 3,696.79 | -1,220.58 | 2,476.21 | 2,476.21 | 0.00 | 0.00 | 2,476.21 | 181.27 | 2,019.06 | 556.71 | 0.00 | 5,233.25 | 0.00 | 100.00 | 0 |
| 1997 | 4,223.17 | -1,418.58 | 2,804.59 | 2,804.59 | 0.00 | 0.00 | 2,804.59 | 209.28 | 2,194.50 | 622.14 | 0.00 | 5,830.51 | 0.00 | 100.00 | 0 |
| 1998 | 5,453.51 | -1,445.52 | 4,007.99 | 4,007.99 | 0.00 | 0.00 | 4,007.99 | 268.31 | 2,423.51 | 739.10 | 0.00 | 7,438.91 | 0.00 | 100.00 | 0 |
| 1999 | 10,414.83 | -1,459.91 | 8,954.92 | 8,954.92 | 0.00 | 0.00 | 8,954.92 | 432.96 | 3,704.64 | 1,013.58 | 0.00 | 14,106.10 | 0.00 | 100.00 | 0 |
| 2000 | 56,668.49 | -1,428.35 | 55,240.14 | 55,240.14 | 0.00 | 0.00 | 55,240.14 | 487.42 | 3,263.21 | 1,032.10 | 0.00 | 60,022.87 | 0.00 | 100.00 | 0 |
| 2001 | 712,159.02 | 440.79 | 712,599.81 | 712,515.96 | 0.00 | 0.00 | 712,515.96 | 782.87 | 4,222.93 | 1,392.74 | 0.00 | 718,914.50 | 83.85 | 99.99 | 1 |
| 2002 | 694,002.92 | -1,278.31 | 692,724.61 | 691,893.16 | 0.00 | 0.00 | 691,893.16 | 1,197.97 | 4,806.24 | 2,070.09 | 0.00 | 699,967.46 | 631.45 | 99.98 | 39 |
| 2003 | 662,708.92 | -1,753.08 | 660,955.84 | 660,125.76 | 0.28 | 0.00 | 660,126.04 | 1,365.79 | 3,979.72 | 2,194.36 | 0.11 | 667,665.74 | 829.80 | 99.87 | 38 |
| 2004 | 713,904.51 | -5,139.83 | 708,764.68 | 707,850.54 | 2.03 | 0.00 | 707,852.57 | 3,949.95 | 4,483.16 | 3,250.36 | 1.28 | 719,535.28 | 912.11 | 99.87 | 41 |

Effective Taxes Paid = Base Tax Pd + Under + Disc
 Amount Paid = Base Tax Pd + Penalty + Interest + Alt. Fee+ Overage
 Balance = Adjusted Tax- Eff Taxes Paid

Year to Date Recap Report 01/01/2023-01/31/2023

2/8/2023 2:37:49PM

Page 14

Totals for Entity: 23 Marathon ISD

| Year | Original Tax | Adjustments | Adjusted Tax | Base Tax Pd | Under | Disc | Eff Taxes Paid | Penalty | Interest | Amt Fee | Overage | Payments | Balance | % | #Owed |
|---------------------------------|---------------|-------------|---------------|---------------|-------|------|----------------|-----------|-----------|-----------|---------|---------------|------------|-------|-------|
| 2005 | 720,343.60 | -5,722.65 | 714,620.95 | 713,476.73 | 2.23 | 0.00 | 713,478.96 | 4,437.44 | 3,541.77 | 2,286.27 | 2.25 | 723,744.46 | 1,141.99 | 99.84 | 43 |
| 2006 | 685,376.41 | -5,415.79 | 679,960.62 | 678,951.02 | 0.97 | 0.00 | 678,951.02 | 3,480.41 | 2,977.23 | 2,930.11 | 1.73 | 688,339.53 | 1,009.60 | 99.85 | 42 |
| 2007 | 542,646.13 | -12,597.90 | 530,048.23 | 529,276.82 | 0.84 | 0.00 | 529,277.66 | 2,372.99 | 1,615.24 | 1,603.55 | 2.19 | 534,870.79 | 770.57 | 99.85 | 43 |
| 2008 | 649,499.84 | -2,249.89 | 647,249.95 | 646,270.86 | 2.32 | 0.00 | 646,273.18 | 2,874.92 | 2,321.64 | 1,812.04 | 1.31 | 653,280.77 | 976.77 | 99.85 | 47 |
| 2009 | 713,110.54 | -33,305.88 | 679,804.66 | 678,369.18 | 0.26 | 0.00 | 678,369.44 | 3,563.79 | 2,847.24 | 2,986.04 | 1.77 | 687,788.02 | 1,435.22 | 99.79 | 54 |
| 2010 | 708,741.13 | -2,670.27 | 706,070.86 | 704,538.81 | 4.28 | 0.00 | 704,543.09 | 2,741.29 | 2,639.32 | 2,644.49 | 3.35 | 712,567.26 | 1,527.77 | 99.78 | 60 |
| 2011 | 744,512.55 | -1,714.85 | 742,797.70 | 741,337.32 | 0.79 | 0.00 | 741,338.11 | 2,909.15 | 2,870.51 | 2,550.13 | 1.81 | 749,668.92 | 1,458.59 | 99.80 | 59 |
| 2012 | 764,146.94 | -2,018.40 | 762,128.54 | 760,569.10 | 4.19 | 0.00 | 760,573.29 | 2,920.06 | 2,765.29 | 2,545.84 | 2.45 | 768,802.74 | 1,555.25 | 99.80 | 63 |
| 2013 | 788,693.11 | -6,169.63 | 782,523.48 | 780,945.68 | 2.12 | 0.00 | 780,947.80 | 4,395.03 | 3,767.31 | 4,433.91 | 5.79 | 793,547.72 | 1,575.68 | 99.80 | 67 |
| 2014 | 873,578.89 | -17,511.24 | 856,067.64 | 854,450.31 | 6.68 | 0.00 | 854,456.99 | 4,077.28 | 2,965.43 | 3,242.13 | 4.93 | 864,740.08 | 1,610.65 | 99.81 | 71 |
| 2015 | 968,189.65 | -4,782.13 | 963,407.52 | 961,333.98 | 3.08 | 0.00 | 961,337.06 | 4,184.70 | 3,092.41 | 2,739.66 | 6.47 | 971,357.41 | 2,070.46 | 99.78 | 79 |
| 2016 | 1,020,985.68 | -14,639.27 | 1,006,346.41 | 1,003,137.92 | 4.17 | 0.00 | 1,003,142.09 | 3,994.87 | 3,264.57 | 4,710.74 | 3.34 | 1,015,101.44 | 3,204.32 | 99.68 | 86 |
| 2017 | 1,053,948.10 | -5,063.56 | 1,048,884.54 | 1,045,751.40 | 2.23 | 0.00 | 1,045,753.63 | 3,990.22 | 3,166.07 | 4,277.37 | 3.37 | 1,057,178.43 | 3,130.91 | 99.70 | 86 |
| 2018 | 1,100,430.61 | -11,584.44 | 1,088,846.17 | 1,086,553.81 | 3.21 | 0.00 | 1,086,557.02 | 3,298.52 | 3,226.05 | 4,331.37 | 3.26 | 1,097,403.01 | 2,289.15 | 99.79 | 91 |
| 2019 | 1,013,806.07 | -22,591.85 | 991,214.22 | 988,408.73 | 6.34 | 0.00 | 988,415.07 | 2,876.87 | 2,100.93 | 2,960.82 | 1.79 | 998,349.14 | 2,799.15 | 99.72 | 103 |
| 2020 | 1,038,705.63 | -4,410.92 | 1,034,294.71 | 1,026,498.71 | 1.88 | 0.00 | 1,026,500.59 | 4,170.38 | 2,103.11 | 2,459.92 | 3.14 | 1,035,235.26 | 7,794.12 | 99.25 | 130 |
| 2021 | 1,080,564.10 | -4,100.73 | 1,076,463.37 | 1,065,906.18 | 2.09 | 0.00 | 1,065,908.27 | 3,484.70 | 1,573.88 | 2,040.28 | 1.18 | 1,073,006.22 | 10,545.10 | 99.02 | 170 |
| 2022 | 1,135,072.25 | 380.92 | 1,135,453.17 | 1,019,511.73 | 1.55 | 0.00 | 1,019,513.28 | 0.00 | 0.00 | 0.00 | 1.64 | 1,019,513.37 | 115,939.89 | 89.79 | 381 |
| Total for all Delinquent Years: | | | | | | | | | | | | | | | |
| Totals for All Years: | | | | | | | | | | | | | | | |
| | 17,353,036.62 | -183,795.45 | 17,169,241.17 | 17,121,637.67 | 49.99 | 0.00 | 17,121,687.66 | 69,580.29 | 93,849.51 | 67,159.88 | 51.52 | 17,352,278.87 | 47,553.51 | | 1,412 |
| Refund Paid: | 18,488,108.87 | -183,414.53 | 18,304,694.34 | 18,141,149.40 | 51.54 | 0.00 | 18,141,200.94 | 69,580.29 | 93,849.51 | 67,159.88 | 53.16 | 18,371,792.24 | 163,493.40 | | 1,793 |
| | | | | | | 0.00 | | -588.51 | -434.78 | -228.39 | -0.01 | -51,594.40 | | | |

Effective Taxes Paid = Base Tax Pd + Under + Disc
 Amount Paid = Base Tax Pd + Penalty + Interest + Amt. Fee+ Overage
 Balance = Adjusted Tax- Eff Taxes Paid

Year to Date Recap Report 01/01/2023-01/31/2023

2/8/2023 2:37:49PM

Totals for Entity: 23BP MISD BPP

| Year | Original Tax | Adjustments | Adjusted Tax | Base Tax Pd | Under | Disc | Eff Taxes Paid | Penalty | Interest | All Fee | Overage | Payments | Balance | % | #Owned |
|---------------------------------|--------------|-------------|--------------|-------------|-------|------|----------------|---------|----------|---------|---------|----------|---------|--------|--------|
| 2006 | 528.48 | -97.72 | 430.76 | 430.76 | 0.00 | 0.00 | 430.76 | 11.61 | 7.09 | 14.25 | 0.00 | 463.70 | 0.00 | 100.00 | 0 |
| 2007 | 592.53 | -274.81 | 317.72 | 317.72 | 0.00 | 0.00 | 317.72 | 7.04 | 1.43 | 0.00 | 0.00 | 326.19 | 0.00 | 100.00 | 0 |
| 2008 | 768.08 | -3.06 | 765.02 | 764.98 | 0.04 | 0.00 | 765.02 | 15.62 | 7.94 | 0.00 | 0.00 | 788.54 | 0.00 | 99.99 | 0 |
| 2009 | 20,427.10 | -20,083.94 | 333.16 | 333.16 | 0.00 | 0.00 | 333.16 | 6.46 | 3.30 | 0.00 | 0.00 | 342.92 | 0.00 | 100.00 | 0 |
| 2010 | 119.94 | 0.00 | 119.94 | 119.94 | 0.00 | 0.00 | 119.94 | 0.00 | 0.00 | 0.00 | 0.00 | 119.94 | 0.00 | 100.00 | 0 |
| 2011 | 402.85 | -41.62 | 361.23 | 361.23 | 0.00 | 0.00 | 361.23 | 13.70 | 4.97 | 0.00 | 0.00 | 373.90 | 0.00 | 100.00 | 0 |
| 2012 | 637.98 | -57.72 | 580.16 | 580.16 | 0.00 | 0.00 | 580.16 | 4.80 | 2.40 | 0.00 | 0.00 | 587.36 | 0.00 | 100.00 | 0 |
| 2013 | 1,002.65 | -443.17 | 559.48 | 559.92 | 0.00 | 0.00 | 559.92 | 7.05 | 6.41 | 0.00 | 0.00 | 572.38 | 0.56 | 99.90 | 1 |
| 2014 | 281.25 | -19.49 | 261.76 | 261.22 | 0.00 | 0.00 | 261.22 | 2.87 | 0.56 | 0.00 | 0.02 | 264.77 | 0.54 | 99.79 | 1 |
| 2015 | 31,974.19 | -30,466.16 | 1,508.03 | 1,500.05 | 0.00 | 0.00 | 1,500.05 | 3.13 | 1.57 | 0.00 | 0.02 | 1,504.77 | 7.98 | 99.47 | 2 |
| 2016 | 234.16 | -13.11 | 221.05 | 213.07 | 0.00 | 0.00 | 213.07 | 2.08 | 0.37 | 0.00 | 0.00 | 215.52 | 7.98 | 96.39 | 2 |
| 2017 | 270.90 | -114.54 | 156.36 | 149.38 | 0.00 | 0.00 | 148.38 | 0.37 | 0.18 | 0.65 | 0.00 | 149.59 | 7.98 | 94.90 | 2 |
| 2018 | 1,169.44 | -996.67 | 172.77 | 164.76 | 0.03 | 0.00 | 164.79 | 0.69 | 0.35 | 1.36 | 0.00 | 167.16 | 7.98 | 95.36 | 2 |
| 2019 | 366.22 | -82.05 | 304.17 | 303.67 | 0.00 | 0.00 | 303.67 | 0.59 | 0.14 | 1.35 | 0.06 | 305.81 | 0.50 | 99.84 | 1 |
| 2020 | 336.92 | 0.00 | 336.92 | 336.42 | 0.00 | 0.00 | 336.42 | 0.18 | 0.05 | 1.33 | 0.00 | 337.98 | 0.50 | 99.85 | 1 |
| 2021 | 715.93 | -331.38 | 384.55 | 384.08 | 0.00 | 0.00 | 384.08 | 0.35 | 0.11 | 0.00 | 0.00 | 384.54 | 0.47 | 99.88 | 1 |
| 2022 | 618.66 | -24.40 | 594.26 | 558.30 | 0.00 | 0.00 | 558.30 | 0.00 | 0.00 | 0.00 | 0.00 | 558.30 | 35.96 | 93.95 | 4 |
| Total for all Delinquent Years: | | | | | | | | | | | | | | | |
| Totals for All Years: | | | | | | | | | | | | | | | |
| | 59,828.52 | -53,015.44 | 6,813.08 | 6,778.52 | 0.07 | 0.00 | 6,778.59 | 76.64 | 36.86 | 18.95 | 0.10 | 6,911.07 | 34.49 | | 13 |
| Return Paid: | | | | | | | | | | | | | | | |
| | 60,447.18 | -53,039.84 | 7,407.34 | 7,336.82 | 0.07 | 0.00 | 7,336.89 | 76.64 | 36.96 | 18.95 | 0.10 | 7,469.37 | 70.45 | | 17 |
| | | | | -252.65 | | 0.00 | | -2.46 | -1.23 | 0.00 | 0.00 | -256.34 | | | |

Effective Taxes Paid = Base Tax Pd + Under + Disc
 Amount Paid = Base Tax Pd + Penalty + Interest + All Fee+ Overage
 Balance = Adjusted Tax- Eff Taxes Paid

2/8/2023 2:37:49PM

Totals for Entity: 27 MCED

| Year | Original Tax | Adjustments | Adjusted Tax | Base Tax Pd | Under | Disc | Eff Taxes Paid | Penalty | Interest | Alt. Fee | Overage | Payments | Balance | % | #Owned |
|---------------------------------|--------------|-------------|--------------|-------------|-------|------|----------------|---------|----------|----------|---------|----------|---------|--------|--------|
| 1991 | 1,438.69 | -652.90 | 785.79 | 785.79 | 0.00 | 0.00 | 785.79 | 77.60 | 1,249.66 | 296.11 | 0.00 | 2,409.16 | 0.00 | 100.00 | 0 |
| 1992 | 1,472.09 | -643.08 | 829.01 | 829.01 | 0.00 | 0.00 | 829.01 | 86.56 | 1,322.26 | 319.50 | 0.00 | 2,557.33 | 0.00 | 100.00 | 0 |
| Total for all Delinquent Years: | | | | | | | | | | | | | | | |
| | 2,910.78 | -1,295.98 | 1,614.80 | 1,614.80 | 0.00 | 0.00 | 1,614.80 | 164.16 | 2,571.92 | 615.61 | 0.00 | 4,966.49 | 0.00 | | 0 |
| Totals for All Years: | | | | | | | | | | | | | | | |
| | 2,910.78 | -1,295.98 | 1,614.80 | 1,614.80 | 0.00 | 0.00 | 1,614.80 | 164.16 | 2,571.92 | 615.61 | 0.00 | 4,966.49 | 0.00 | | 0 |
| Refund Paid: | | | | | | | | | | | | | | | |
| | | | | | 0.00 | 0.00 | | 0.00 | 0.00 | 0.00 | 0.00 | 0.00 | | | 0 |

Effective Taxes Paid = Base Tax Pd + Under + Disc
 Amount Paid = Base Tax Pd + Penalty + Interest + Alt. Fee+ Overage
 Balance = Adjusted Tax- Eff Taxes Paid

Tax Collections Activity Report - Current/Delinquent

2/8/2023 2:30:58PM

Report Criteria

Entity: ALL
 Year: ALL
 Date Range: 10/01/2022 to 01/31/2023
 Batch(es): ALL

| Entity | Marathon ISD | | | | | | | |
|---|---------------------|-------------|---|-----------------|-------------|---|---------------------|-------------|
| Current Year | M&O | I&S | Delinquent Years | M&O | I&S | All Years | M&O | I&S |
| Taxes | 1,020,147.23 | 0.00 | Taxes | 4,697.61 | 0.00 | Taxes | 1,024,844.84 | 0.00 |
| Discounts | 0.00 | 0.00 | Discounts | 0.00 | 0.00 | Discounts | 0.00 | 0.00 |
| Penalty | 0.00 | 0.00 | Penalty | 563.70 | 0.00 | Penalty | 563.70 | 0.00 |
| Interest | 0.00 | 0.00 | Interest | 879.56 | 0.00 | Interest | 879.56 | 0.00 |
| Total Collected | 1,020,147.23 | 0.00 | Total Collected | 6,140.87 | 0.00 | Total Collected | 1,026,288.10 | 0.00 |
| Total Collected | 1,020,147.23 | | Total Collected | 6,140.87 | | Total Collected | 1,026,288.10 | |
| Refunds Paid | | | Refunds Paid | | | Refunds Paid | | |
| Taxes | 635.50 | 0.00 | Taxes | 406.12 | 0.00 | Taxes | 1,041.62 | 0.00 |
| Penalty | 0.00 | 0.00 | Penalty | 0.00 | 0.00 | Penalty | 0.00 | 0.00 |
| Interest | 0.00 | 0.00 | Interest | 0.00 | 0.00 | Interest | 0.00 | 0.00 |
| Total Refunded: | 635.50 | 0.00 | Total Refunded: | 406.12 | 0.00 | Total Refunded: | 1,041.62 | 0.00 |
| Total Refunded: | 635.50 | | Total Refunded: | 406.12 | | Total Refunded: | 1,041.62 | |
| Taxes | 1,019,511.73 | 0.00 | Taxes | 4,291.49 | 0.00 | Taxes | 1,023,803.22 | 0.00 |
| Penalty | 0.00 | 0.00 | Penalty | 563.70 | 0.00 | Penalty | 563.70 | 0.00 |
| Interest | 0.00 | 0.00 | Interest | 879.56 | 0.00 | Interest | 879.56 | 0.00 |
| Total Disbursed: | 1,019,511.73 | 0.00 | Total Disbursed: | 5,734.75 | 0.00 | Total Disbursed: | 1,025,246.48 | 0.00 |
| Total Disbursed: | 1,019,511.73 | | Total Disbursed: | 5,734.75 | | Total Disbursed: | 1,025,246.48 | |
| Current Year | | | Delinquent Years | | | All Years | | |
| Total Collected | 1,020,147.23 | | Total Collected | 6,140.87 | | Total Collected | 1,026,288.10 | |
| Attorney Fees | 0.00 | | Attorney Fees | 1,228.17 | | Attorney Fees | 1,228.17 | |
| Other Fees | 0.00 | | Other Fees | 0.00 | | Other Fees | 0.00 | |
| Overpayments | 1.64 | | Overpayments | 0.00 | | Overpayments | 1.64 | |
| Total Paid | 1,020,148.87 | | Total Paid | 7,369.04 | | Total Paid | 1,027,517.91 | |
| Underpayments | 1.55 | | Underpayments | 0.00 | | Underpayments | 1.55 | |
| Total Paid | 1,020,148.87 | | Total Paid | 7,369.04 | | Total Paid | 1,027,517.91 | |
| Attorney Fee Disbursement Amount | | | Attorney Fee Disbursement Amount | | | Attorney Fee Disbursement Amount | | |
| | 0.00 | | | 1,228.17 | | | 1,228.17 | |

Tax Collections Activity Report - Current/Delinquent

2/8/2023 2:30:58PM

Report Criteria

Entity: ALL
 Year: ALL
 Date Range: 10/01/2022 to 01/31/2023
 Batch(es): ALL

Entity: MISD BPP

| Current Year | M&O | I&S | Delinquent Years | M&O | I&S | All Years | M&O | I&S |
|----------------------------------|---------------|-------------|----------------------------------|-------------|-------------|----------------------------------|---------------|-------------|
| Taxes | 558.30 | 0.00 | Taxes | 0.00 | 0.00 | Taxes | 558.30 | 0.00 |
| Discounts | 0.00 | 0.00 | Discounts | 0.00 | 0.00 | Discounts | 0.00 | 0.00 |
| Penalty | 0.00 | 0.00 | Penalty | 0.00 | 0.00 | Penalty | 0.00 | 0.00 |
| Interest | 0.00 | 0.00 | Interest | 0.00 | 0.00 | Interest | 0.00 | 0.00 |
| Total Collected | 558.30 | 0.00 | Total Collected | 0.00 | 0.00 | Total Collected | 558.30 | 0.00 |
| Total Collected | 558.30 | | Total Collected | 0.00 | | Total Collected | 558.30 | |
| Refunds Paid | | | Refunds Paid | | | Refunds Paid | | |
| Taxes | 0.00 | 0.00 | Taxes | 0.00 | 0.00 | Taxes | 0.00 | 0.00 |
| Penalty | 0.00 | 0.00 | Penalty | 0.00 | 0.00 | Penalty | 0.00 | 0.00 |
| Interest | 0.00 | 0.00 | Interest | 0.00 | 0.00 | Interest | 0.00 | 0.00 |
| Total Refunded: | 0.00 | 0.00 | Total Refunded: | 0.00 | 0.00 | Total Refunded: | 0.00 | 0.00 |
| Total Refunded: | 0.00 | | Total Refunded: | 0.00 | | Total Refunded: | 0.00 | |
| Taxes | 558.30 | 0.00 | Taxes | 0.00 | 0.00 | Taxes | 558.30 | 0.00 |
| Penalty | 0.00 | 0.00 | Penalty | 0.00 | 0.00 | Penalty | 0.00 | 0.00 |
| Interest | 0.00 | 0.00 | Interest | 0.00 | 0.00 | Interest | 0.00 | 0.00 |
| Total Disbursed: | 558.30 | 0.00 | Total Disbursed: | 0.00 | 0.00 | Total Disbursed: | 558.30 | 0.00 |
| Total Disbursed: | 558.30 | | Total Disbursed: | 0.00 | | Total Disbursed: | 558.30 | |
| Current Year | 558.30 | | Delinquent Years | 0.00 | | All Years | 558.30 | |
| Current Year | 558.30 | | Delinquent Years | 0.00 | | All Years | 558.30 | |
| Total Collected | 558.30 | | Total Collected | 0.00 | | Total Collected | 558.30 | |
| Attorney Fees | 0.00 | | Attorney Fees | 0.00 | | Attorney Fees | 0.00 | |
| Other Fees | 0.00 | | Other Fees | 0.00 | | Other Fees | 0.00 | |
| Overpayments | 0.00 | | Overpayments | 0.00 | | Overpayments | 0.00 | |
| Total Paid | 558.30 | | Total Paid | 0.00 | | Total Paid | 558.30 | |
| Total Paid | 558.30 | | Total Paid | 0.00 | | Total Paid | 558.30 | |
| Underpayments | 0.00 | | Underpayments | 0.00 | | Underpayments | 0.00 | |
| Total Paid | 558.30 | | Total Paid | 0.00 | | Total Paid | 558.30 | |
| Attorney Fees | 0.00 | | Attorney Fees | 0.00 | | Attorney Fees | 0.00 | |
| Refunds Paid - | 0.00 | | Refunds Paid - | 0.00 | | Refunds Paid - | 0.00 | |
| Attorney Fees | | | Attorney Fees | | | Attorney Fees | | |
| Attorney Fee Disbursement Amount | 0.00 | | Attorney Fee Disbursement Amount | 0.00 | | Attorney Fee Disbursement Amount | 0.00 | |

Tax Collections Activity Report - Current/Delinquent

2/8/2023 2:30:58PM

Report Criteria

Entity: ALL
 Year: ALL
 Date Range: 10/01/2022 to 01/31/2023
 Batch(es): ALL

Entity: MCED

| Current Year | M&O | I&S | Delinquent Years | M&O | I&S | All Years | M&O | I&S |
|----------------------------------|---------------------|-------------|----------------------------------|-------------------------|-------------|----------------------------------|------------------|-------------|
| Taxes | 0.00 | 0.00 | Taxes | 0.00 | 0.00 | Taxes | 0.00 | 0.00 |
| Discounts | 0.00 | 0.00 | Discounts | 0.00 | 0.00 | Discounts | 0.00 | 0.00 |
| Penalty | 0.00 | 0.00 | Penalty | 0.00 | 0.00 | Penalty | 0.00 | 0.00 |
| Interest | 0.00 | 0.00 | Interest | 0.00 | 0.00 | Interest | 0.00 | 0.00 |
| Total Collected | 0.00 | 0.00 | Total Collected | 0.00 | 0.00 | Total Collected | 0.00 | 0.00 |
| Total Collected | 0.00 | 0.00 | Total Collected | 0.00 | 0.00 | Total Collected | 0.00 | 0.00 |
| Refunds Paid | | | Refunds Paid | | | Refunds Paid | | |
| Taxes | 0.00 | 0.00 | Taxes | 0.00 | 0.00 | Taxes | 0.00 | 0.00 |
| Penalty | 0.00 | 0.00 | Penalty | 0.00 | 0.00 | Penalty | 0.00 | 0.00 |
| Interest | 0.00 | 0.00 | Interest | 0.00 | 0.00 | Interest | 0.00 | 0.00 |
| Total Refunded: | 0.00 | 0.00 | Total Refunded: | 0.00 | 0.00 | Total Refunded: | 0.00 | 0.00 |
| Total Refunded: | 0.00 | 0.00 | Total Refunded: | 0.00 | 0.00 | Total Refunded: | 0.00 | 0.00 |
| Taxes | 0.00 | 0.00 | Taxes | 0.00 | 0.00 | Taxes | 0.00 | 0.00 |
| Penalty | 0.00 | 0.00 | Penalty | 0.00 | 0.00 | Penalty | 0.00 | 0.00 |
| Interest | 0.00 | 0.00 | Interest | 0.00 | 0.00 | Interest | 0.00 | 0.00 |
| Total Disbursed: | 0.00 | 0.00 | Total Disbursed: | 0.00 | 0.00 | Total Disbursed: | 0.00 | 0.00 |
| Total Disbursed: | 0.00 | 0.00 | Total Disbursed: | 0.00 | 0.00 | Total Disbursed: | 0.00 | 0.00 |
| Current Year | Current Year | | Delinquent Years | Delinquent Years | | All Years | All Years | |
| Total Collected | 0.00 | 0.00 | Total Collected | 0.00 | 0.00 | Total Collected | 0.00 | 0.00 |
| Attorney Fees | 0.00 | 0.00 | Attorney Fees | 0.00 | 0.00 | Attorney Fees | 0.00 | 0.00 |
| Other Fees | 0.00 | 0.00 | Other Fees | 0.00 | 0.00 | Other Fees | 0.00 | 0.00 |
| Overpayments | 0.00 | 0.00 | Overpayments | 0.00 | 0.00 | Overpayments | 0.00 | 0.00 |
| Total Paid | 0.00 | 0.00 | Total Paid | 0.00 | 0.00 | Total Paid | 0.00 | 0.00 |
| Underpayments | 0.00 | 0.00 | Underpayments | 0.00 | 0.00 | Underpayments | 0.00 | 0.00 |
| Total Paid | 0.00 | 0.00 | Total Paid | 0.00 | 0.00 | Total Paid | 0.00 | 0.00 |
| Attorney Fees | 0.00 | 0.00 | Attorney Fees | 0.00 | 0.00 | Attorney Fees | 0.00 | 0.00 |
| Refunds Paid - | 0.00 | 0.00 | Refunds Paid - | 0.00 | 0.00 | Refunds Paid - | 0.00 | 0.00 |
| Attorney Fees | | | Attorney Fees | | | Attorney Fees | | |
| Attorney Fee Disbursement Amount | 0.00 | | Attorney Fee Disbursement Amount | 0.00 | | Attorney Fee Disbursement Amount | 0.00 | |

Month to Date Recap Report

01/01/2023-01/31/2023

2/8/2023 2:33:51PM

Totals for Entity: 23 Marathon ISD

| Year | Base Tax Pd | Under | Discounts | Eff Taxes Paid | Penalty | Interest | Airt. Fee | Overage | Payments | Adjustments |
|------|-------------|-------|-----------|----------------|---------|----------|-----------|---------|----------|-------------|
| 1971 | 0.00 | 0.00 | 0.00 | 0.00 | 0.00 | 0.00 | 0.00 | 0.00 | 0.00 | 0.00 |
| 1972 | 0.00 | 0.00 | 0.00 | 0.00 | 0.00 | 0.00 | 0.00 | 0.00 | 0.00 | 0.00 |
| 1973 | 0.00 | 0.00 | 0.00 | 0.00 | 0.00 | 0.00 | 0.00 | 0.00 | 0.00 | 0.00 |
| 1974 | 0.00 | 0.00 | 0.00 | 0.00 | 0.00 | 0.00 | 0.00 | 0.00 | 0.00 | 0.00 |
| 1975 | 0.00 | 0.00 | 0.00 | 0.00 | 0.00 | 0.00 | 0.00 | 0.00 | 0.00 | 0.00 |
| 1976 | 0.00 | 0.00 | 0.00 | 0.00 | 0.00 | 0.00 | 0.00 | 0.00 | 0.00 | 0.00 |
| 1977 | 0.00 | 0.00 | 0.00 | 0.00 | 0.00 | 0.00 | 0.00 | 0.00 | 0.00 | 0.00 |
| 1978 | 0.00 | 0.00 | 0.00 | 0.00 | 0.00 | 0.00 | 0.00 | 0.00 | 0.00 | 0.00 |
| 1979 | 0.00 | 0.00 | 0.00 | 0.00 | 0.00 | 0.00 | 0.00 | 0.00 | 0.00 | 0.00 |
| 1980 | 0.00 | 0.00 | 0.00 | 0.00 | 0.00 | 0.00 | 0.00 | 0.00 | 0.00 | 0.00 |
| 1981 | 0.00 | 0.00 | 0.00 | 0.00 | 0.00 | 0.00 | 0.00 | 0.00 | 0.00 | 0.00 |
| 1982 | 0.00 | 0.00 | 0.00 | 0.00 | 0.00 | 0.00 | 0.00 | 0.00 | 0.00 | 0.00 |
| 1983 | 0.00 | 0.00 | 0.00 | 0.00 | 0.00 | 0.00 | 0.00 | 0.00 | 0.00 | 0.00 |
| 1984 | 0.00 | 0.00 | 0.00 | 0.00 | 0.00 | 0.00 | 0.00 | 0.00 | 0.00 | 0.00 |
| 1985 | 0.00 | 0.00 | 0.00 | 0.00 | 0.00 | 0.00 | 0.00 | 0.00 | 0.00 | 0.00 |
| 1986 | 0.00 | 0.00 | 0.00 | 0.00 | 0.00 | 0.00 | 0.00 | 0.00 | 0.00 | 0.00 |
| 1987 | 0.00 | 0.00 | 0.00 | 0.00 | 0.00 | 0.00 | 0.00 | 0.00 | 0.00 | 0.00 |
| 1988 | 0.00 | 0.00 | 0.00 | 0.00 | 0.00 | 0.00 | 0.00 | 0.00 | 0.00 | 0.00 |
| 1989 | 0.00 | 0.00 | 0.00 | 0.00 | 0.00 | 0.00 | 0.00 | 0.00 | 0.00 | 0.00 |
| 1990 | 0.00 | 0.00 | 0.00 | 0.00 | 0.00 | 0.00 | 0.00 | 0.00 | 0.00 | 0.00 |
| 1991 | 0.00 | 0.00 | 0.00 | 0.00 | 0.00 | 0.00 | 0.00 | 0.00 | 0.00 | 0.00 |
| 1992 | 0.00 | 0.00 | 0.00 | 0.00 | 0.00 | 0.00 | 0.00 | 0.00 | 0.00 | 0.00 |
| 1993 | 0.00 | 0.00 | 0.00 | 0.00 | 0.00 | 0.00 | 0.00 | 0.00 | 0.00 | 0.00 |
| 1994 | 0.00 | 0.00 | 0.00 | 0.00 | 0.00 | 0.00 | 0.00 | 0.00 | 0.00 | 0.00 |
| 1995 | 0.00 | 0.00 | 0.00 | 0.00 | 0.00 | 0.00 | 0.00 | 0.00 | 0.00 | 0.00 |
| 1996 | 0.00 | 0.00 | 0.00 | 0.00 | 0.00 | 0.00 | 0.00 | 0.00 | 0.00 | 0.00 |
| 1997 | 0.00 | 0.00 | 0.00 | 0.00 | 0.00 | 0.00 | 0.00 | 0.00 | 0.00 | 0.00 |
| 1998 | 0.00 | 0.00 | 0.00 | 0.00 | 0.00 | 0.00 | 0.00 | 0.00 | 0.00 | 0.00 |
| 1999 | 0.00 | 0.00 | 0.00 | 0.00 | 0.00 | 0.00 | 0.00 | 0.00 | 0.00 | 0.00 |
| 2000 | 0.00 | 0.00 | 0.00 | 0.00 | 0.00 | 0.00 | 0.00 | 0.00 | 0.00 | 0.00 |
| 2001 | 0.00 | 0.00 | 0.00 | 0.00 | 0.00 | 0.00 | 0.00 | 0.00 | 0.00 | 0.00 |
| 2002 | 0.00 | 0.00 | 0.00 | 0.00 | 0.00 | 0.00 | 0.00 | 0.00 | 0.00 | 0.00 |
| 2003 | 0.00 | 0.00 | 0.00 | 0.00 | 0.00 | 0.00 | 0.00 | 0.00 | 0.00 | 0.00 |
| 2004 | 0.00 | 0.00 | 0.00 | 0.00 | 0.00 | 0.00 | 0.00 | 0.00 | 0.00 | 0.00 |

Effective Taxes Paid = Base Tax Pd + Under + Disc
 Amount Paid = Base Tax Pd + Penalty + Interest + Airt. Fee+ Overage

2/8/2023 2:33:51PM

Totals for Entity: 23 Marathon ISD

| Year | Base Tax Pd | Under | Discounts | Eff Taxes Paid | Penalty | Interest | Alt. Fee | Overage | Payments | Adjustments |
|----------------------------|-------------|-------|-----------|----------------|---------|----------|----------|---------|------------|-------------|
| 2005 | 0.00 | 0.00 | 0.00 | 0.00 | 0.00 | 0.00 | 0.00 | 0.00 | 0.00 | 0.00 |
| 2006 | 0.00 | 0.00 | 0.00 | 0.00 | 0.00 | 0.00 | 0.00 | 0.00 | 0.00 | 0.00 |
| 2007 | 0.00 | 0.00 | 0.00 | 0.00 | 0.00 | 0.00 | 0.00 | 0.00 | 0.00 | 0.00 |
| 2008 | 0.00 | 0.00 | 0.00 | 0.00 | 0.00 | 0.00 | 0.00 | 0.00 | 0.00 | 0.00 |
| 2009 | 0.00 | 0.00 | 0.00 | 0.00 | 0.00 | 0.00 | 0.00 | 0.00 | 0.00 | 0.00 |
| 2010 | 0.00 | 0.00 | 0.00 | 0.00 | 0.00 | 0.00 | 0.00 | 0.00 | 0.00 | 0.00 |
| 2011 | 0.00 | 0.00 | 0.00 | 0.00 | 0.00 | 0.00 | 0.00 | 0.00 | 0.00 | 0.00 |
| 2012 | 0.00 | 0.00 | 0.00 | 0.00 | 0.00 | 0.00 | 0.00 | 0.00 | 0.00 | 0.00 |
| 2013 | 0.00 | 0.00 | 0.00 | 0.00 | 0.00 | 0.00 | 0.00 | 0.00 | 0.00 | 0.00 |
| 2014 | 0.00 | 0.00 | 0.00 | 0.00 | 0.00 | 0.00 | 0.00 | 0.00 | 0.00 | 0.00 |
| 2015 | 0.00 | 0.00 | 0.00 | 0.00 | 0.00 | 0.00 | 0.00 | 0.00 | 0.00 | 0.00 |
| 2016 | 0.00 | 0.00 | 0.00 | 0.00 | 0.00 | 0.00 | 0.00 | 0.00 | 0.00 | 0.00 |
| 2017 | 0.00 | 0.00 | 0.00 | 0.00 | 0.00 | 0.00 | 0.00 | 0.00 | 0.00 | 0.00 |
| 2018 | 0.00 | 0.00 | 0.00 | 0.00 | 0.00 | 0.00 | 0.00 | 0.00 | 0.00 | 0.00 |
| 2019 | 0.00 | 0.00 | 0.00 | 0.00 | 0.00 | 0.00 | 0.00 | 0.00 | 0.00 | 0.00 |
| 2020 | -12.03 | 0.00 | 0.00 | -12.03 | 11.18 | 22.35 | 25.33 | 0.00 | 46.83 | -105.16 |
| 2021 | -97.90 | 0.00 | 0.00 | -97.90 | 0.00 | 0.00 | 0.00 | 0.00 | -97.90 | -97.90 |
| 2022 | 643,938.92 | 0.95 | 0.00 | 643,939.87 | 0.00 | 0.00 | 0.00 | 1.23 | 643,940.15 | -475.52 |
| Total for Delinquent Years | | | | | | | | | | |
| | -109.93 | 0.00 | 0.00 | -109.93 | 11.18 | 22.35 | 25.33 | 0.00 | -51.07 | -203.06 |
| Totals for All Years: | | | | | | | | | | |
| | 643,828.99 | 0.95 | 0.00 | 643,829.94 | 11.18 | 22.35 | 25.33 | 1.23 | 643,889.08 | -678.58 |
| Refund Paid: | | | | | | | | | | |
| | -838.56 | | 0.00 | | 0.00 | 0.00 | 0.00 | 0.00 | -838.56 | |

Effective Taxes Paid = Base Tax Pd + Under + Disc
 Amount Paid = Base Tax Pd + Penalty + Interest + Alt. Fee+ Overage

2/8/2023 2:33:51PM

Totals for Entity: 23BP MISD BPP

| Year | Base Tax Pd | Under | Discounts | Eff Taxes Paid | Penalty | Interest | Att. Fee | Overage | Payments | Adjustments |
|----------------------------|-------------|-------|-----------|----------------|---------|----------|----------|---------|----------|-------------|
| 2006 | 0.00 | 0.00 | 0.00 | 0.00 | 0.00 | 0.00 | 0.00 | 0.00 | 0.00 | 0.00 |
| 2007 | 0.00 | 0.00 | 0.00 | 0.00 | 0.00 | 0.00 | 0.00 | 0.00 | 0.00 | 0.00 |
| 2008 | 0.00 | 0.00 | 0.00 | 0.00 | 0.00 | 0.00 | 0.00 | 0.00 | 0.00 | 0.00 |
| 2009 | 0.00 | 0.00 | 0.00 | 0.00 | 0.00 | 0.00 | 0.00 | 0.00 | 0.00 | 0.00 |
| 2010 | 0.00 | 0.00 | 0.00 | 0.00 | 0.00 | 0.00 | 0.00 | 0.00 | 0.00 | 0.00 |
| 2011 | 0.00 | 0.00 | 0.00 | 0.00 | 0.00 | 0.00 | 0.00 | 0.00 | 0.00 | 0.00 |
| 2012 | 0.00 | 0.00 | 0.00 | 0.00 | 0.00 | 0.00 | 0.00 | 0.00 | 0.00 | 0.00 |
| 2013 | 0.00 | 0.00 | 0.00 | 0.00 | 0.00 | 0.00 | 0.00 | 0.00 | 0.00 | 0.00 |
| 2014 | 0.00 | 0.00 | 0.00 | 0.00 | 0.00 | 0.00 | 0.00 | 0.00 | 0.00 | 0.00 |
| 2015 | 0.00 | 0.00 | 0.00 | 0.00 | 0.00 | 0.00 | 0.00 | 0.00 | 0.00 | 0.00 |
| 2016 | 0.00 | 0.00 | 0.00 | 0.00 | 0.00 | 0.00 | 0.00 | 0.00 | 0.00 | 0.00 |
| 2017 | 0.00 | 0.00 | 0.00 | 0.00 | 0.00 | 0.00 | 0.00 | 0.00 | 0.00 | 0.00 |
| 2018 | 0.00 | 0.00 | 0.00 | 0.00 | 0.00 | 0.00 | 0.00 | 0.00 | 0.00 | 0.00 |
| 2019 | 0.00 | 0.00 | 0.00 | 0.00 | 0.00 | 0.00 | 0.00 | 0.00 | 0.00 | 0.00 |
| 2020 | 0.00 | 0.00 | 0.00 | 0.00 | 0.00 | 0.00 | 0.00 | 0.00 | 0.00 | 0.00 |
| 2021 | 0.00 | 0.00 | 0.00 | 0.00 | 0.00 | 0.00 | 0.00 | 0.00 | 0.00 | 0.00 |
| 2022 | 68.55 | 0.00 | 0.00 | 68.55 | 0.00 | 0.00 | 0.00 | 0.00 | 68.55 | 0.00 |
| Total for Delinquent Years | | | | | | | | | | |
| | 0.00 | 0.00 | 0.00 | 0.00 | 0.00 | 0.00 | 0.00 | 0.00 | 0.00 | 0.00 |
| Totals for All Years: | | | | | | | | | | |
| | 68.55 | 0.00 | 0.00 | 68.55 | 0.00 | 0.00 | 0.00 | 0.00 | 68.55 | 0.00 |
| Refund Paid: | | | | | | | | | | |
| | 0.00 | 0.00 | 0.00 | 0.00 | 0.00 | 0.00 | 0.00 | 0.00 | 0.00 | 0.00 |

Effective Taxes Paid = Base Tax Pd + Under + Disc
 Amount Paid = Base Tax Pd + Penalty + Interest + Att. Fee+ Overage

2/8/2023 2:33:51PM

Totals for Entity: 27 MCED

| Year | Base Tax Pd | Under | Discounts | Eff Taxes Paid | Penalty | Interest | Att. Fee | Overage | Payments | Adjustments |
|----------------------------|-------------|-------|-----------|----------------|---------|----------|----------|---------|----------|-------------|
| 1991 | 0.00 | 0.00 | 0.00 | 0.00 | 0.00 | 0.00 | 0.00 | 0.00 | 0.00 | 0.00 |
| 1992 | 0.00 | 0.00 | 0.00 | 0.00 | 0.00 | 0.00 | 0.00 | 0.00 | 0.00 | 0.00 |
| Total for Delinquent Years | | | | | | | | | | |
| | 0.00 | 0.00 | 0.00 | 0.00 | 0.00 | 0.00 | 0.00 | 0.00 | 0.00 | 0.00 |
| Totals for All Years: | | | | | | | | | | |
| | 0.00 | 0.00 | 0.00 | 0.00 | 0.00 | 0.00 | 0.00 | 0.00 | 0.00 | 0.00 |
| Refund Paid: | | | | | | | | | | |
| | 0.00 | | 0.00 | | 0.00 | 0.00 | 0.00 | 0.00 | 0.00 | |

Effective Taxes Paid = Base Tax Pd + Under + Disc
 Amount Paid = Base Tax Pd + Penalty + Interest + Att. Fee+ Overage

Marathon ISD

Dec-22

| | | |
|---------------------------------|------------|-------------------|
| Total Monthly Collected: | | 198,920.91 |
| Total Paid Taxes | | |
| Current Base (M&O) | 187,457.73 | |
| Penalty | 0.00 | |
| Interest | 0.00 | |
| Atty Fees | 0.00 | |
| Current Base (I&S) | | |
| Penalty | | |
| Interest | | |
| Delinquent Base (M&O) | | |
| | 889.98 | |
| Penalty | 106.79 | |
| Interest | 166.41 | |
| Atty Fees | 232.64 | |
| Delinquent Base (I&S) | | |
| Penalty | | |
| Interest | | |
| Atty Fees | | |
| Current BPP | | |
| | 489.75 | |
| Penalty | 0.00 | |
| Interest | 0.00 | |
| Atty Fees | 0.00 | |
| Delinquent BPP | | |
| | 0.00 | |
| Penalty | 0.00 | |
| Interest | 0.00 | |
| Atty Fees | 0.00 | |
| CED Base | | |
| | 0.00 | |
| Penalty | 0.00 | |
| Interest | 0.00 | |
| Atty Fees | 0.00 | |
| Refunds | 0.00 | |

| | | |
|--------------------------------|------------|---------------------|
| Total Yearly Collected: | | \$381,383.96 |
| Total Paid Taxes | | |
| 10/1/2022 to 12/31/2022 | | |
| Current Base (M&O) | 375,572.81 | |
| Penalty | 0.00 | |
| Interest | 0.00 | |
| Atty Fees | | |
| Current Base (I&S) | | |
| Penalty | | |
| Interest | | |
| Delinquent Base (M&O) | | |
| | 4,401.42 | |
| Penalty | 552.52 | |
| Interest | 857.21 | |
| Atty Fees | 1,202.84 | |
| Delinquent Base (I&S) | | |
| Penalty | | |
| Interest | | |
| Atty Fees | | |
| Current BPP | | |
| | 489.75 | |
| Penalty | 0.00 | |
| Interest | 0.00 | |
| Atty Fees | 0.00 | |
| Delinquent BPP | | |
| | 0.00 | |
| Penalty | 0.00 | |
| Interest | 0.00 | |
| Atty Fees | 0.00 | |
| CED Base | | |
| | 0.00 | |
| Penalty | 0.00 | |
| Interest | 0.00 | |
| Atty Fees | 0.00 | |
| Refunds | 203.06 | |
| Percentage | | 33.06% |

Tax Collections Activity Report - Current/Delinquent

1/9/2023 3:29:18PM

Report Criteria

Entity: ALL
 Year: ALL
 Date Range: 12/01/2022 to 12/31/2022
 Batch(es): ALL

| Entity | Marathon ISD | | | | | | | |
|----------------------------------|-------------------|-------------|----------------------------------|-----------------|-------------|----------------------------------|-------------------|-------------|
| Current Year | M&O | I&S | Delinquent Years | M&O | I&S | All Years | M&O | I&S |
| Taxes | 187,457.73 | 0.00 | Taxes | 889.98 | 0.00 | Taxes | 188,347.71 | 0.00 |
| Discounts | 0.00 | 0.00 | Discounts | 0.00 | 0.00 | Discounts | 0.00 | 0.00 |
| Penalty | 0.00 | 0.00 | Penalty | 106.79 | 0.00 | Penalty | 106.79 | 0.00 |
| Interest | 0.00 | 0.00 | Interest | 166.41 | 0.00 | Interest | 166.41 | 0.00 |
| Total Collected | 187,457.73 | 0.00 | Total Collected | 1,163.18 | 0.00 | Total Collected | 188,620.91 | 0.00 |
| Total Collected | 187,457.73 | 0.00 | Total Collected | 1,163.18 | 0.00 | Total Collected | 188,620.91 | 0.00 |
| Refunds Paid | | | Refunds Paid | | | Refunds Paid | | |
| Taxes | 0.00 | 0.00 | Taxes | 0.00 | 0.00 | Taxes | 0.00 | 0.00 |
| Penalty | 0.00 | 0.00 | Penalty | 0.00 | 0.00 | Penalty | 0.00 | 0.00 |
| Interest | 0.00 | 0.00 | Interest | 0.00 | 0.00 | Interest | 0.00 | 0.00 |
| Total Refunded: | 0.00 | 0.00 | Total Refunded: | 0.00 | 0.00 | Total Refunded: | 0.00 | 0.00 |
| Total Refunded: | 0.00 | 0.00 | Total Refunded: | 0.00 | 0.00 | Total Refunded: | 0.00 | 0.00 |
| Taxes | 187,457.73 | 0.00 | Taxes | 889.98 | 0.00 | Taxes | 188,347.71 | 0.00 |
| Penalty | 0.00 | 0.00 | Penalty | 106.79 | 0.00 | Penalty | 106.79 | 0.00 |
| Interest | 0.00 | 0.00 | Interest | 166.41 | 0.00 | Interest | 166.41 | 0.00 |
| Total Disbursed: | 187,457.73 | 0.00 | Total Disbursed: | 1,163.18 | 0.00 | Total Disbursed: | 188,620.91 | 0.00 |
| Total Disbursed: | 187,457.73 | 0.00 | Total Disbursed: | 1,163.18 | 0.00 | Total Disbursed: | 188,620.91 | 0.00 |
| Current Year | | | Delinquent Years | | | All Years | | |
| Total Collected | 187,457.73 | | Total Collected | 1,163.18 | | Total Collected | 188,620.91 | |
| Attorney Fees | 0.00 | | Attorney Fees | 232.64 | | Attorney Fees | 232.64 | |
| Other Fees | 0.00 | | Other Fees | 0.00 | | Other Fees | 0.00 | |
| Overpayments | 0.00 | | Overpayments | 0.00 | | Overpayments | 0.00 | |
| Total Paid | 187,457.73 | | Total Paid | 1,395.82 | | Total Paid | 188,853.55 | |
| Underpayments | 0.08 | | Underpayments | 0.00 | | Underpayments | 0.08 | |
| Total Paid | 187,457.73 | | Total Paid | 1,395.82 | | Total Paid | 188,853.55 | |
| Attorney Fees | 0.00 | | Attorney Fees | 232.64 | | Attorney Fees | 232.64 | |
| Refunds Paid - Attorney Fees | 0.00 | | Refunds Paid - Attorney Fees | 0.00 | | Refunds Paid - Attorney Fees | 0.00 | |
| Attorney Fee Disbursement Amount | 0.00 | | Attorney Fee Disbursement Amount | 232.64 | | Attorney Fee Disbursement Amount | 232.64 | |

Tax Collections Activity Report - Current/Delinquent

1/9/2023 3:29:18PM Report Criteria

Entity: ALL
Year: ALL
Date Range: 12/01/2022 to 12/31/2022
Batch(es): ALL

Entity MISD BPP

| Current Year | M&O | I&S | Delinquent Years | M&O | I&S | All Years | M&O | I&S |
|----------------------------------|---------------|-------------|----------------------------------|-------------|-------------|----------------------------------|---------------|-------------|
| Taxes | 489.75 | 0.00 | Taxes | 0.00 | 0.00 | Taxes | 489.75 | 0.00 |
| Discounts | 0.00 | 0.00 | Discounts | 0.00 | 0.00 | Discounts | 0.00 | 0.00 |
| Penalty | 0.00 | 0.00 | Penalty | 0.00 | 0.00 | Penalty | 0.00 | 0.00 |
| Interest | 0.00 | 0.00 | Interest | 0.00 | 0.00 | Interest | 0.00 | 0.00 |
| Total Collected | 489.75 | 0.00 | Total Collected | 0.00 | 0.00 | Total Collected | 489.75 | 0.00 |
| Total Collected | 489.75 | | Total Collected | 0.00 | | Total Collected | 489.75 | |
| Refunds Paid | | | Refunds Paid | | | Refunds Paid | | |
| Taxes | 0.00 | 0.00 | Taxes | 0.00 | 0.00 | Taxes | 0.00 | 0.00 |
| Penalty | 0.00 | 0.00 | Penalty | 0.00 | 0.00 | Penalty | 0.00 | 0.00 |
| Interest | 0.00 | 0.00 | Interest | 0.00 | 0.00 | Interest | 0.00 | 0.00 |
| Total Refunded: | 0.00 | 0.00 | Total Refunded: | 0.00 | 0.00 | Total Refunded: | 0.00 | 0.00 |
| Total Refunded: | 0.00 | | Total Refunded: | 0.00 | | Total Refunded: | 0.00 | |
| Taxes | 489.75 | 0.00 | Taxes | 0.00 | 0.00 | Taxes | 489.75 | 0.00 |
| Penalty | 0.00 | 0.00 | Penalty | 0.00 | 0.00 | Penalty | 0.00 | 0.00 |
| Interest | 0.00 | 0.00 | Interest | 0.00 | 0.00 | Interest | 0.00 | 0.00 |
| Total Disbursed: | 489.75 | 0.00 | Total Disbursed: | 0.00 | 0.00 | Total Disbursed: | 489.75 | 0.00 |
| Total Disbursed: | 489.75 | | Total Disbursed: | 0.00 | | Total Disbursed: | 489.75 | |
| Total Collected | 489.75 | | Total Collected | 0.00 | | Total Collected | 489.75 | |
| Attorney Fees | 0.00 | | Attorney Fees | 0.00 | | Attorney Fees | 0.00 | |
| Other Fees | 0.00 | | Other Fees | 0.00 | | Other Fees | 0.00 | |
| Overpayments | 0.00 | | Overpayments | 0.00 | | Overpayments | 0.00 | |
| Total Paid | 489.75 | | Total Paid | 0.00 | | Total Paid | 489.75 | |
| Underpayments | 0.00 | | Underpayments | 0.00 | | Underpayments | 0.00 | |
| Total Paid | 489.75 | | Total Paid | 0.00 | | Total Paid | 489.75 | |
| Attorney Fees | 0.00 | | Attorney Fees | 0.00 | | Attorney Fees | 0.00 | |
| Refunds Paid - Attorney Fees | 0.00 | | Refunds Paid - Attorney Fees | 0.00 | | Refunds Paid - Attorney Fees | 0.00 | |
| Attorney Fee Disbursement Amount | 0.00 | | Attorney Fee Disbursement Amount | 0.00 | | Attorney Fee Disbursement Amount | 0.00 | |

Tax Collections Activity Report - Current/Delinquent

1/9/2023 3:29:18PM

Report Criteria

Entity: ALL
 Year: ALL
 Date Range: 12/01/2022 to 12/31/2022
 Batch(es): ALL

| Entity | MCEd | | Delinquent Years | | All Years | |
|----------------------------------|-------------|-------------|------------------|-------------|-------------|-------------|
| Current Year | M&O | I&S | M&O | I&S | M&O | I&S |
| Taxes | 0.00 | 0.00 | 0.00 | 0.00 | 0.00 | 0.00 |
| Discounts | 0.00 | 0.00 | 0.00 | 0.00 | 0.00 | 0.00 |
| Penalty | 0.00 | 0.00 | 0.00 | 0.00 | 0.00 | 0.00 |
| Interest | 0.00 | 0.00 | 0.00 | 0.00 | 0.00 | 0.00 |
| Total Collected | 0.00 | 0.00 | 0.00 | 0.00 | 0.00 | 0.00 |
| Total Collected | 0.00 | 0.00 | 0.00 | 0.00 | 0.00 | 0.00 |
| Refunds Paid | | | | | | |
| Taxes | 0.00 | 0.00 | 0.00 | 0.00 | 0.00 | 0.00 |
| Penalty | 0.00 | 0.00 | 0.00 | 0.00 | 0.00 | 0.00 |
| Interest | 0.00 | 0.00 | 0.00 | 0.00 | 0.00 | 0.00 |
| Total Refunded: | 0.00 | 0.00 | 0.00 | 0.00 | 0.00 | 0.00 |
| Total Refunded: | 0.00 | 0.00 | 0.00 | 0.00 | 0.00 | 0.00 |
| Taxes | 0.00 | 0.00 | 0.00 | 0.00 | 0.00 | 0.00 |
| Penalty | 0.00 | 0.00 | 0.00 | 0.00 | 0.00 | 0.00 |
| Interest | 0.00 | 0.00 | 0.00 | 0.00 | 0.00 | 0.00 |
| Total Disbursed: | 0.00 | 0.00 | 0.00 | 0.00 | 0.00 | 0.00 |
| Total Disbursed: | 0.00 | 0.00 | 0.00 | 0.00 | 0.00 | 0.00 |
| Total Collected | 0.00 | 0.00 | 0.00 | 0.00 | 0.00 | 0.00 |
| Attorney Fees | 0.00 | 0.00 | 0.00 | 0.00 | 0.00 | 0.00 |
| Attorney Fees | 0.00 | 0.00 | 0.00 | 0.00 | 0.00 | 0.00 |
| Other Fees | 0.00 | 0.00 | 0.00 | 0.00 | 0.00 | 0.00 |
| Overpayments | 0.00 | 0.00 | 0.00 | 0.00 | 0.00 | 0.00 |
| Total Paid | 0.00 | 0.00 | 0.00 | 0.00 | 0.00 | 0.00 |
| Underpayments | 0.00 | 0.00 | 0.00 | 0.00 | 0.00 | 0.00 |
| Total Paid | 0.00 | 0.00 | 0.00 | 0.00 | 0.00 | 0.00 |
| Attorney Fees | 0.00 | 0.00 | 0.00 | 0.00 | 0.00 | 0.00 |
| Refunds Paid - | 0.00 | 0.00 | 0.00 | 0.00 | 0.00 | 0.00 |
| Attorney Fees | | | | | | |
| Attorney Fee Disbursement Amount | 0.00 | | 0.00 | | 0.00 | |

Year to Date Recap Report 12/01/2022-12/31/2022

1/9/2023 3:36:58PM

Totals for Entity: 23 Marathon ISD

| Year | Original Tax | Adjustments | Adjusted Tax | Base Tax Pd | Under | Disc | Eff Taxes Paid | Penalty | Interest | Alt Fee | Overage | Payments | Balance | % | #Owned |
|------|--------------|-------------|--------------|-------------|-------|------|----------------|----------|----------|----------|---------|------------|---------|--------|--------|
| 1971 | 18.55 | 0.00 | 18.55 | 18.55 | 0.00 | 0.00 | 18.55 | 0.00 | 0.00 | 0.00 | 0.00 | 18.55 | 0.00 | 100.00 | 0 |
| 1972 | 18.56 | 0.00 | 18.56 | 18.56 | 0.00 | 0.00 | 18.56 | 0.00 | 0.00 | 0.00 | 0.00 | 18.56 | 0.00 | 100.00 | 0 |
| 1973 | 18.56 | 0.00 | 18.56 | 18.56 | 0.00 | 0.00 | 18.56 | 0.00 | 0.00 | 0.00 | 0.00 | 18.56 | 0.00 | 100.00 | 0 |
| 1974 | 0.00 | 0.00 | 0.00 | 0.00 | 0.00 | 0.00 | 0.00 | 0.00 | 0.00 | 0.00 | 0.00 | 0.00 | 0.00 | .00 | 0 |
| 1975 | 0.00 | 0.00 | 0.00 | 0.00 | 0.00 | 0.00 | 0.00 | 0.00 | 0.00 | 0.00 | 0.00 | 0.00 | 0.00 | .00 | 0 |
| 1976 | 0.00 | 0.00 | 0.00 | 0.00 | 0.00 | 0.00 | 0.00 | 0.00 | 0.00 | 0.00 | 0.00 | 0.00 | 0.00 | .00 | 0 |
| 1977 | 0.00 | 0.00 | 0.00 | 0.00 | 0.00 | 0.00 | 0.00 | 0.00 | 0.00 | 0.00 | 0.00 | 0.00 | 0.00 | .00 | 0 |
| 1978 | 0.00 | 0.00 | 0.00 | 0.00 | 0.00 | 0.00 | 0.00 | 0.00 | 0.00 | 0.00 | 0.00 | 0.00 | 0.00 | .00 | 0 |
| 1979 | 0.00 | 0.00 | 0.00 | 0.00 | 0.00 | 0.00 | 0.00 | 0.00 | 0.00 | 0.00 | 0.00 | 0.00 | 0.00 | .00 | 0 |
| 1980 | 0.00 | 0.00 | 0.00 | 0.00 | 0.00 | 0.00 | 0.00 | 0.00 | 0.00 | 0.00 | 0.00 | 0.00 | 0.00 | .00 | 0 |
| 1981 | 0.00 | 0.00 | 0.00 | 0.00 | 0.00 | 0.00 | 0.00 | 0.00 | 0.00 | 0.00 | 0.00 | 0.00 | 0.00 | .00 | 0 |
| 1982 | 0.00 | 0.00 | 0.00 | 0.00 | 0.00 | 0.00 | 0.00 | 0.00 | 0.00 | 0.00 | 0.00 | 0.00 | 0.00 | .00 | 0 |
| 1983 | 403.75 | -355.30 | 48.45 | 48.45 | 0.00 | 0.00 | 48.45 | 3.64 | 78.79 | 16.91 | 0.00 | 147.76 | 0.00 | 100.00 | 0 |
| 1984 | 1,033.08 | -513.07 | 420.01 | 420.01 | 0.00 | 0.00 | 420.01 | 37.04 | 769.41 | 167.27 | 0.00 | 1,393.73 | 0.00 | 100.00 | 0 |
| 1985 | 1,797.09 | -1,460.62 | 336.47 | 336.47 | 0.00 | 0.00 | 336.47 | 26.15 | 527.88 | 115.82 | 0.00 | 1,006.32 | 0.00 | 100.00 | 0 |
| 1986 | 1,899.75 | -1,623.26 | 276.49 | 276.49 | 0.00 | 0.00 | 276.49 | 25.42 | 487.25 | 108.67 | 0.00 | 897.83 | 0.00 | 100.00 | 0 |
| 1987 | 1,961.43 | -1,206.32 | 755.11 | 755.11 | 0.00 | 0.00 | 755.11 | 86.16 | 1,855.44 | 398.94 | 0.00 | 3,085.65 | 0.00 | 100.00 | 0 |
| 1988 | 1,954.87 | -1,164.86 | 790.01 | 790.01 | 0.00 | 0.00 | 790.01 | 90.12 | 1,874.86 | 407.37 | 0.00 | 3,162.36 | 0.00 | 100.00 | 0 |
| 1989 | 1,960.98 | -1,150.11 | 810.87 | 810.87 | 0.00 | 0.00 | 810.87 | 73.94 | 1,455.17 | 321.84 | 0.00 | 2,661.82 | 0.00 | 100.00 | 0 |
| 1990 | 2,024.73 | -1,179.43 | 845.30 | 845.30 | 0.00 | 0.00 | 845.30 | 76.72 | 1,431.20 | 322.07 | 0.00 | 2,675.29 | 0.00 | 100.00 | 0 |
| 1991 | 937.59 | -417.23 | 520.36 | 520.36 | 0.00 | 0.00 | 520.36 | 50.81 | 815.05 | 193.36 | 0.00 | 1,579.58 | 0.00 | 100.00 | 0 |
| 1992 | 781.15 | -306.25 | 474.90 | 474.90 | 0.00 | 0.00 | 474.90 | 48.58 | 724.84 | 176.71 | 0.00 | 1,425.03 | 0.00 | 100.00 | 0 |
| 1993 | 2,468.51 | -954.24 | 1,514.27 | 1,514.27 | 0.00 | 0.00 | 1,514.27 | 159.05 | 2,241.14 | 558.89 | 0.00 | 4,473.35 | 0.00 | 100.00 | 0 |
| 1994 | 2,354.46 | -1,030.07 | 1,324.39 | 1,324.39 | 0.00 | 0.00 | 1,324.39 | 133.45 | 1,797.57 | 456.48 | 0.00 | 3,711.89 | 0.00 | 100.00 | 0 |
| 1995 | 2,902.43 | -1,081.92 | 1,820.51 | 1,820.51 | 0.00 | 0.00 | 1,820.51 | 150.77 | 1,855.97 | 489.52 | 0.00 | 4,316.77 | 0.00 | 100.00 | 0 |
| 1996 | 3,696.79 | -1,220.58 | 2,476.21 | 2,476.21 | 0.00 | 0.00 | 2,476.21 | 181.27 | 2,019.06 | 556.71 | 0.00 | 5,233.25 | 0.00 | 100.00 | 0 |
| 1997 | 4,223.17 | -1,418.58 | 2,804.59 | 2,804.59 | 0.00 | 0.00 | 2,804.59 | 209.28 | 2,194.50 | 622.14 | 0.00 | 5,830.51 | 0.00 | 100.00 | 0 |
| 1998 | 5,453.51 | -1,445.52 | 4,007.99 | 4,007.99 | 0.00 | 0.00 | 4,007.99 | 268.31 | 2,423.51 | 739.10 | 0.00 | 7,438.91 | 0.00 | 100.00 | 0 |
| 1999 | 10,414.83 | -1,458.91 | 8,954.92 | 8,954.92 | 0.00 | 0.00 | 8,954.92 | 432.96 | 3,704.64 | 1,013.58 | 0.00 | 14,106.10 | 0.00 | 100.00 | 0 |
| 2000 | 56,668.49 | -1,428.35 | 55,240.14 | 55,240.14 | 0.00 | 0.00 | 55,240.14 | 487.42 | 3,263.21 | 1,032.10 | 0.00 | 60,022.87 | 0.00 | 100.00 | 0 |
| 2001 | 712,159.02 | 440.79 | 712,599.81 | 712,515.96 | 0.00 | 0.00 | 712,515.96 | 782.87 | 4,222.93 | 1,392.74 | 0.00 | 718,914.50 | 83.85 | 99.99 | 1 |
| 2002 | 694,002.92 | -1,278.31 | 692,724.61 | 691,893.16 | 0.00 | 0.00 | 691,893.16 | 1,197.97 | 4,806.24 | 2,070.09 | 0.00 | 699,967.46 | 831.45 | 99.88 | 38 |
| 2003 | 662,708.92 | -1,753.08 | 660,955.84 | 660,125.76 | 0.28 | 0.00 | 660,126.04 | 1,355.79 | 3,979.72 | 2,194.36 | 0.11 | 667,665.74 | 829.80 | 99.87 | 38 |
| 2004 | 713,904.51 | -5,139.83 | 708,764.68 | 707,850.54 | 2.03 | 0.00 | 707,852.57 | 3,949.95 | 4,483.16 | 3,250.35 | 1.28 | 719,535.28 | 912.11 | 99.87 | 41 |

Effective Taxes Paid = Base Tax Pd + Under + Disc
 Amount Paid = Base Tax Pd + Penalty + Interest + Alt Fee+ Overage
 Balance = Adjusted Tax- Eff Taxes Paid

Year to Date Recap Report 12/01/2022-12/31/2022

1/9/2023 3:36:58PM

Totals for Entity: 23 Marathon ISD

| Year | Original Tax | Adjustments | Adjusted Tax | Base Tax Pd | Under | Disc | Eff Taxes Paid | Penalty | Interest | Alt. Fee | Overage | Payments | Balance | % | #Owned |
|---------------------------------|---------------|-------------|---------------|---------------|-------|------|----------------|-----------|-----------|-----------|---------|---------------|------------|-------|--------|
| 2005 | 720,343.60 | -5,722.65 | 714,620.95 | 713,478.73 | 2.23 | 0.00 | 713,478.96 | 4,457.44 | 3,541.77 | 2,256.27 | 2.25 | 723,744.46 | 1,141.99 | 99.84 | 43 |
| 2006 | 685,376.41 | -5,415.79 | 679,960.62 | 678,950.05 | 0.97 | 0.00 | 678,951.02 | 3,480.41 | 2,977.23 | 2,930.11 | 1.73 | 688,339.53 | 1,009.60 | 99.85 | 42 |
| 2007 | 542,646.13 | -12,597.90 | 530,048.23 | 529,276.82 | 0.84 | 0.00 | 529,277.66 | 2,372.99 | 1,615.24 | 1,503.55 | 2.19 | 534,870.79 | 770.57 | 99.85 | 43 |
| 2008 | 649,499.84 | -2,249.89 | 647,249.95 | 646,270.86 | 2.32 | 0.00 | 646,273.16 | 2,874.92 | 2,321.64 | 1,812.04 | 1.31 | 653,280.77 | 976.77 | 99.85 | 47 |
| 2009 | 713,110.54 | -33,305.89 | 679,804.66 | 678,369.18 | 0.26 | 0.00 | 678,369.44 | 3,563.79 | 2,847.24 | 2,986.04 | 1.77 | 687,798.02 | 1,435.22 | 99.79 | 54 |
| 2010 | 708,741.13 | -2,670.27 | 706,070.86 | 704,538.81 | 4.28 | 0.00 | 704,543.09 | 2,741.29 | 2,639.32 | 2,644.49 | 3.35 | 712,567.26 | 1,527.77 | 99.78 | 60 |
| 2011 | 744,512.55 | -1,714.85 | 742,797.70 | 741,337.32 | 0.79 | 0.00 | 741,338.11 | 2,909.15 | 2,870.51 | 2,550.13 | 1.81 | 749,688.92 | 1,459.59 | 99.80 | 59 |
| 2012 | 764,146.94 | -2,018.40 | 762,128.54 | 760,569.10 | 4.19 | 0.00 | 760,573.29 | 2,920.06 | 2,765.29 | 2,545.84 | 2.45 | 768,802.74 | 1,555.25 | 99.80 | 63 |
| 2013 | 788,663.11 | -6,169.63 | 782,493.48 | 780,945.68 | 2.12 | 0.00 | 780,947.80 | 4,395.03 | 3,767.31 | 4,433.91 | 5.79 | 793,547.72 | 1,575.68 | 99.80 | 67 |
| 2014 | 873,578.88 | -17,511.24 | 856,067.64 | 854,450.31 | 6.68 | 0.00 | 854,456.99 | 4,077.28 | 2,965.43 | 3,242.13 | 4.93 | 864,740.08 | 1,610.65 | 99.81 | 71 |
| 2015 | 968,189.65 | -4,792.13 | 963,407.52 | 961,333.98 | 3.08 | 0.00 | 961,337.06 | 4,184.70 | 3,092.41 | 2,739.85 | 6.47 | 971,357.41 | 2,070.46 | 99.78 | 79 |
| 2016 | 1,020,985.68 | -14,639.27 | 1,006,346.41 | 1,003,137.92 | 4.17 | 0.00 | 1,003,142.09 | 3,984.87 | 3,284.57 | 4,710.74 | 3.34 | 1,015,101.44 | 3,204.32 | 99.68 | 86 |
| 2017 | 1,053,948.10 | -5,063.56 | 1,048,884.54 | 1,045,751.40 | 2.23 | 0.00 | 1,045,753.63 | 3,980.22 | 3,166.07 | 4,277.37 | 3.37 | 1,057,178.43 | 3,130.91 | 99.70 | 86 |
| 2018 | 1,100,430.61 | -11,584.44 | 1,088,846.17 | 1,086,553.81 | 3.21 | 0.00 | 1,086,557.02 | 3,286.52 | 3,226.05 | 4,331.37 | 3.26 | 1,097,403.01 | 2,289.15 | 99.79 | 91 |
| 2019 | 1,013,806.07 | -22,591.85 | 991,214.22 | 988,408.73 | 6.34 | 0.00 | 988,415.07 | 2,876.87 | 2,100.93 | 2,950.82 | 1.79 | 996,349.14 | 2,799.15 | 99.72 | 103 |
| 2020 | 1,038,705.63 | -4,305.76 | 1,034,399.87 | 1,026,510.74 | 1.88 | 0.00 | 1,026,512.62 | 4,159.20 | 2,080.76 | 2,434.59 | 3.14 | 1,035,188.43 | 7,887.25 | 99.24 | 130 |
| 2021 | 1,080,554.10 | -4,002.83 | 1,076,551.27 | 1,066,004.08 | 2.09 | 0.00 | 1,066,006.17 | 3,484.70 | 1,573.88 | 2,040.28 | 1.18 | 1,073,104.12 | 10,545.10 | 99.02 | 170 |
| 2022 | 1,135,072.25 | 856.44 | 1,135,928.69 | 375,572.81 | 0.60 | 0.00 | 375,573.41 | 0.00 | 0.00 | 0.00 | 0.41 | 375,573.22 | 750,355.28 | 33.06 | 802 |
| Total for all Delinquent Years: | | | | | | | | | | | | | | | |
| | 17,353,036.62 | -189,592.39 | 17,169,444.23 | 17,121,747.60 | 49.99 | 0.00 | 17,121,797.59 | 69,569.11 | 93,827.16 | 67,134.55 | 51.52 | 17,362,329.94 | 47,646.64 | | 1,412 |
| Totals for All Years: | | | | | | | | | | | | | | | |
| | 18,488,108.87 | -182,735.95 | 18,305,372.92 | 17,497,320.41 | 50.59 | 0.00 | 17,497,371.00 | 69,569.11 | 93,827.16 | 67,134.55 | 51.93 | 17,727,903.16 | 808,001.92 | | 2,214 |
| Refund Paid: | | | | | | | | | | | | | | | |
| | | | | -49,504.15 | | 0.00 | | -588.51 | -434.78 | -228.39 | -0.01 | -50,755.84 | | | |

Effective Taxes Paid = Base Tax Pd + Under + Disc
 Amount Paid = Base Tax Pd + Penalty + Interest + Alt. Fee+ Overage
 Balance = Adjusted Tax- Eff Taxes Paid

Year to Date Recap Report 12/01/2022-12/31/2022

1/9/2023 3:36:58PM

Totals for Entity: 23BP MISD BPP

| Year | Original Tax | Adjustments | Adjusted Tax | Base Tax Pd | Under | Disc | Eff Taxes Paid | Penalty | Interest | Att. Fee | Overage | Payments | Balance | % | #Owed |
|---------------------------------|--------------|-------------|--------------|-------------|-------|------|----------------|---------|----------|----------|---------|----------|---------|--------|-------|
| 2006 | 528.48 | -97.72 | 430.76 | 430.76 | 0.00 | 0.00 | 430.76 | 11.61 | 7.08 | 14.25 | 0.00 | 463.70 | 0.00 | 100.00 | 0 |
| 2007 | 592.53 | -274.81 | 317.72 | 317.72 | 0.00 | 0.00 | 317.72 | 7.04 | 1.43 | 0.00 | 0.00 | 326.19 | 0.00 | 100.00 | 0 |
| 2008 | 799.08 | -3.06 | 796.02 | 764.98 | 0.04 | 0.00 | 765.02 | 15.62 | 7.94 | 0.00 | 0.00 | 798.54 | 0.00 | 99.99 | 0 |
| 2009 | 20,427.10 | -20,093.94 | 333.16 | 333.16 | 0.00 | 0.00 | 333.16 | 6.46 | 3.30 | 0.00 | 0.00 | 342.92 | 0.00 | 100.00 | 0 |
| 2010 | 119.94 | 0.00 | 119.94 | 119.94 | 0.00 | 0.00 | 119.94 | 0.00 | 0.00 | 0.00 | 0.00 | 119.94 | 0.00 | 100.00 | 0 |
| 2011 | 402.85 | -41.62 | 361.23 | 361.23 | 0.00 | 0.00 | 361.23 | 13.70 | 4.97 | 0.00 | 0.00 | 379.90 | 0.00 | 100.00 | 0 |
| 2012 | 637.89 | -57.72 | 580.16 | 580.16 | 0.00 | 0.00 | 580.16 | 4.80 | 2.40 | 0.00 | 0.00 | 587.36 | 0.00 | 100.00 | 0 |
| 2013 | 1,002.65 | -443.17 | 559.48 | 558.92 | 0.00 | 0.00 | 558.92 | 7.05 | 6.41 | 0.00 | 0.00 | 572.38 | 0.56 | 99.90 | 1 |
| 2014 | 281.25 | -19.49 | 261.76 | 261.22 | 0.00 | 0.00 | 261.22 | 2.97 | 0.56 | 0.00 | 0.02 | 284.77 | 0.54 | 99.79 | 1 |
| 2015 | 31,974.19 | -30,466.16 | 1,508.03 | 1,500.05 | 0.00 | 0.00 | 1,500.05 | 3.13 | 1.57 | 0.00 | 0.02 | 1,504.77 | 7.98 | 99.47 | 2 |
| 2016 | 234.16 | -13.11 | 221.05 | 213.07 | 0.00 | 0.00 | 213.07 | 2.08 | 0.37 | 0.00 | 0.00 | 215.52 | 7.98 | 96.39 | 2 |
| 2017 | 270.90 | -114.54 | 156.36 | 148.38 | 0.00 | 0.00 | 148.38 | 0.37 | 0.18 | 0.66 | 0.00 | 149.59 | 7.98 | 94.90 | 2 |
| 2018 | 1,169.44 | -996.67 | 172.77 | 164.76 | 0.03 | 0.00 | 164.79 | 0.69 | 0.35 | 1.36 | 0.00 | 167.16 | 7.98 | 95.56 | 2 |
| 2019 | 366.22 | -62.05 | 304.17 | 303.67 | 0.00 | 0.00 | 303.67 | 0.59 | 0.14 | 1.35 | 0.06 | 305.81 | 0.50 | 99.84 | 1 |
| 2020 | 336.92 | 0.00 | 336.92 | 336.42 | 0.00 | 0.00 | 336.42 | 0.18 | 0.05 | 1.33 | 0.00 | 337.98 | 0.50 | 99.85 | 1 |
| 2021 | 715.93 | -331.38 | 384.55 | 384.08 | 0.00 | 0.00 | 384.08 | 0.35 | 0.11 | 0.00 | 0.00 | 384.54 | 0.47 | 99.88 | 1 |
| 2022 | 618.66 | -24.40 | 594.26 | 499.75 | 0.00 | 0.00 | 489.75 | 0.00 | 0.00 | 0.00 | 0.00 | 489.75 | 104.51 | 82.41 | 8 |
| Total for all Delinquent Years: | | | | | | | | | | | | | | | |
| | 59,828.52 | -53,015.44 | 6,813.08 | 6,778.52 | 0.07 | 0.00 | 6,778.59 | 76.64 | 36.86 | 18.95 | 0.10 | 6,911.07 | 34.49 | | 13 |
| Totals for All Years: | | | | | | | | | | | | | | | |
| | 60,447.18 | -53,039.84 | 7,407.34 | 7,268.27 | 0.07 | 0.00 | 7,268.34 | 76.64 | 36.86 | 18.95 | 0.10 | 7,400.82 | 139.00 | | 21 |
| Refund Paid: | | | | | | | | | | | | | | | |
| | | | | -252.65 | | 0.00 | | -2.46 | -1.23 | 0.00 | 0.00 | -256.34 | | | |

Effective Taxes Paid = Base Tax Pd + Under + Disc
 Amount Paid = Base Tax Pd + Penalty + Interest + Att. Fee+ Overage
 Balance = Adjusted Tax- Eff Taxes Paid

Year to Date Recap Report 12/01/2022-12/31/2022

1/9/2023 3:36:58PM

Totals for Entity: 27 MCED

| Year | Original Tax | Adjustments | Adjusted Tax | Base Tax Pd | Under | Disc | Eff Taxes Paid | Penalty | Interest | Alt. Fee | Overage | Payments | Balance | % | #Owed |
|---------------------------------|--------------|-------------|--------------|-------------|-------|------|----------------|---------|----------|----------|---------|----------|---------|--------|-------|
| 1991 | 1,438.69 | -652.90 | 785.79 | 785.79 | 0.00 | 0.00 | 785.79 | 77.60 | 1,249.66 | 296.11 | 0.00 | 2,408.16 | 0.00 | 100.00 | 0 |
| 1992 | 1,472.09 | -643.08 | 829.01 | 829.01 | 0.00 | 0.00 | 829.01 | 86.56 | 1,322.26 | 319.50 | 0.00 | 2,557.33 | 0.00 | 100.00 | 0 |
| Total for all Delinquent Years: | | | | | | | | | | | | | | | |
| | 2,910.78 | -1,295.98 | 1,614.80 | 1,614.80 | 0.00 | 0.00 | 1,614.80 | 164.16 | 2,571.92 | 615.61 | 0.00 | 4,966.49 | 0.00 | | 0 |
| Totals for All Years: | | | | | | | | | | | | | | | |
| | 2,910.78 | -1,295.98 | 1,614.80 | 1,614.80 | 0.00 | 0.00 | 1,614.80 | 164.16 | 2,571.92 | 615.61 | 0.00 | 4,966.49 | 0.00 | | 0 |
| Refund Paid: | | | | | | | | | | | | | | | |
| | | | | 0.00 | | 0.00 | | | | | | | | | |

Effective Taxes Paid = Base Tax Pd + Under + Disc
 Amount Paid = Base Tax Pd + Penalty + Interest + Alt. Fee+ Overage
 Balance = Adjusted Tax- Eff Taxes Paid

Tax Collections Activity Report - Current/Delinquent

1/9/2023 3:29:39PM

Report Criteria

Entity: ALL
 Year: ALL
 Date Range: 10/01/2022 to 12/31/2022
 Batch(es): ALL

Entity: Marathon ISD

| Current Year | M&O | I&S | Delinquent Years | M&O | I&S | All Years | M&O | I&S |
|----------------------------------|-------------------|-------------|----------------------------------|-----------------|-------------|----------------------------------|-------------------|-------------|
| Taxes | 375,572.81 | 0.00 | Taxes | 4,604.48 | 0.00 | Taxes | 380,177.29 | 0.00 |
| Discounts | 0.00 | 0.00 | Discounts | 0.00 | 0.00 | Discounts | 0.00 | 0.00 |
| Penalty | 0.00 | 0.00 | Penalty | 552.52 | 0.00 | Penalty | 552.52 | 0.00 |
| Interest | 0.00 | 0.00 | Interest | 857.21 | 0.00 | Interest | 857.21 | 0.00 |
| Total Collected | 375,572.81 | 0.00 | Total Collected | 6,014.21 | 0.00 | Total Collected | 381,587.02 | 0.00 |
| Total Collected | 375,572.81 | | Total Collected | 6,014.21 | | Total Collected | 381,587.02 | |
| Refunds Paid | | | Refunds Paid | | | Refunds Paid | | |
| Taxes | 0.00 | 0.00 | Taxes | 203.06 | 0.00 | Taxes | 203.06 | 0.00 |
| Penalty | 0.00 | 0.00 | Penalty | 0.00 | 0.00 | Penalty | 0.00 | 0.00 |
| Interest | 0.00 | 0.00 | Interest | 0.00 | 0.00 | Interest | 0.00 | 0.00 |
| Total Refunded: | 0.00 | 0.00 | Total Refunded: | 203.06 | 0.00 | Total Refunded: | 203.06 | 0.00 |
| Total Refunded: | 0.00 | | Total Refunded: | 203.06 | | Total Refunded: | 203.06 | |
| Taxes | 375,572.81 | 0.00 | Taxes | 4,401.42 | 0.00 | Taxes | 379,974.23 | 0.00 |
| Penalty | 0.00 | 0.00 | Penalty | 552.52 | 0.00 | Penalty | 552.52 | 0.00 |
| Interest | 0.00 | 0.00 | Interest | 857.21 | 0.00 | Interest | 857.21 | 0.00 |
| Total Disbursed: | 375,572.81 | 0.00 | Total Disbursed: | 5,811.15 | 0.00 | Total Disbursed: | 381,383.96 | 0.00 |
| Total Disbursed: | 375,572.81 | | Total Disbursed: | 5,811.15 | | Total Disbursed: | 381,383.96 | |
| Current Year | | | Delinquent Years | | | All Years | | |
| Total Collected | 375,572.81 | | Total Collected | 6,014.21 | | Total Collected | 381,587.02 | |
| Attorney Fees | 0.00 | | Attorney Fees | 1,202.84 | | Attorney Fees | 1,202.84 | |
| Other Fees | 0.00 | | Other Fees | 0.00 | | Other Fees | 0.00 | |
| Overpayments | 0.41 | | Overpayments | 0.00 | | Overpayments | 0.41 | |
| Total Paid | 375,573.22 | | Total Paid | 7,217.05 | | Total Paid | 382,790.27 | |
| Underpayments | 0.60 | | Underpayments | 0.00 | | Underpayments | 0.60 | |
| Total Paid | 375,573.22 | | Total Paid | 7,217.05 | | Total Paid | 382,790.27 | |
| Attorney Fees | 0.00 | | Attorney Fees | 1,202.84 | | Attorney Fees | 1,202.84 | |
| Refunds Paid - | 0.00 | | Refunds Paid - | 0.00 | | Refunds Paid - | 0.00 | |
| Attorney Fees | | | Attorney Fees | | | Attorney Fees | | |
| Attorney Fee Disbursement Amount | 0.00 | | Attorney Fee Disbursement Amount | 1,202.84 | | Attorney Fee Disbursement Amount | 1,202.84 | |

Tax Collections Activity Report - Current/Delinquent

1/9/2023

3:29:39PM

Report Criteria

Entity:

Year:

Date Range:

Branch(es):

ALL

ALL

10/01/2022 to 12/31/2022

ALL

Brewster County Tax Office
Page 10 of 20

Entity MISD BPP

| Current Year | M&O | I&S | Delinquent Years | M&O | I&S | All Years | M&O | I&S |
|----------------------------------|---------------|-------------|----------------------------------|-------------|-------------|----------------------------------|---------------|-------------|
| Taxes | 489.75 | 0.00 | Taxes | 0.00 | 0.00 | Taxes | 489.75 | 0.00 |
| Discounts | 0.00 | 0.00 | Discounts | 0.00 | 0.00 | Discounts | 0.00 | 0.00 |
| Penalty | 0.00 | 0.00 | Penalty | 0.00 | 0.00 | Penalty | 0.00 | 0.00 |
| Interest | 0.00 | 0.00 | Interest | 0.00 | 0.00 | Interest | 0.00 | 0.00 |
| Total Collected | 489.75 | 0.00 | Total Collected | 0.00 | 0.00 | Total Collected | 489.75 | 0.00 |
| Total Collected | 489.75 | | Total Collected | 0.00 | | Total Collected | 489.75 | |
| Refunds Paid | | | Refunds Paid | | | Refunds Paid | | |
| Taxes | 0.00 | 0.00 | Taxes | 0.00 | 0.00 | Taxes | 0.00 | 0.00 |
| Penalty | 0.00 | 0.00 | Penalty | 0.00 | 0.00 | Penalty | 0.00 | 0.00 |
| Interest | 0.00 | 0.00 | Interest | 0.00 | 0.00 | Interest | 0.00 | 0.00 |
| Total Refunded: | 0.00 | 0.00 | Total Refunded: | 0.00 | 0.00 | Total Refunded: | 0.00 | 0.00 |
| Total Refunded: | 0.00 | | Total Refunded: | 0.00 | | Total Refunded: | 0.00 | |
| Taxes | 489.75 | 0.00 | Taxes | 0.00 | 0.00 | Taxes | 489.75 | 0.00 |
| Penalty | 0.00 | 0.00 | Penalty | 0.00 | 0.00 | Penalty | 0.00 | 0.00 |
| Interest | 0.00 | 0.00 | Interest | 0.00 | 0.00 | Interest | 0.00 | 0.00 |
| Total Disbursed: | 489.75 | 0.00 | Total Disbursed: | 0.00 | 0.00 | Total Disbursed: | 489.75 | 0.00 |
| Total Disbursed: | 489.75 | | Total Disbursed: | 0.00 | | Total Disbursed: | 489.75 | |
| Current Year | 489.75 | | Delinquent Years | 0.00 | | All Years | 489.75 | |
| Total Collected | 489.75 | | Total Collected | 0.00 | | Total Collected | 489.75 | |
| Attorney Fees | 0.00 | | Attorney Fees | 0.00 | | Attorney Fees | 0.00 | |
| Other Fees | 0.00 | | Other Fees | 0.00 | | Other Fees | 0.00 | |
| Overpayments | 0.00 | | Overpayments | 0.00 | | Overpayments | 0.00 | |
| Total Paid | 489.75 | | Total Paid | 0.00 | | Total Paid | 489.75 | |
| Underpayments | 0.00 | | Underpayments | 0.00 | | Underpayments | 0.00 | |
| Total Paid | 489.75 | | Total Paid | 0.00 | | Total Paid | 489.75 | |
| Attorney Fees | 0.00 | | Attorney Fees | 0.00 | | Attorney Fees | 0.00 | |
| Refunds Paid - Attorney Fees | 0.00 | | Refunds Paid - Attorney Fees | 0.00 | | Refunds Paid - Attorney Fees | 0.00 | |
| Attorney Fee Disbursement Amount | 0.00 | | Attorney Fee Disbursement Amount | 0.00 | | Attorney Fee Disbursement Amount | 0.00 | |

Tax Collections Activity Report - Current/Delinquent

1/9/2023 3:29:39PM

Report Criteria

Entity: ALL
 Year: ALL
 Date Range: 10/01/2022 to 12/31/2022
 Batch(es): ALL

| Entity | MCED | Current Year | M&O | I&S | Delinquent Years | M&O | I&S | All Years | M&O | I&S | |
|--------|------|-------------------------|-------------|-------------------------|---|------------------|-------------|---|-------------|-------------------------|--|
| | | Taxes | 0.00 | 0.00 | Taxes | 0.00 | 0.00 | Taxes | 0.00 | 0.00 | |
| | | Discounts | 0.00 | 0.00 | Discounts | 0.00 | 0.00 | Discounts | 0.00 | 0.00 | |
| | | Penalty | 0.00 | 0.00 | Penalty | 0.00 | 0.00 | Penalty | 0.00 | 0.00 | |
| | | Interest | 0.00 | 0.00 | Interest | 0.00 | 0.00 | Interest | 0.00 | 0.00 | |
| | | Total Collected | 0.00 | 0.00 | Total Collected | 0.00 | 0.00 | Total Collected | 0.00 | 0.00 | |
| | | Total Collected | 0.00 | 0.00 | Total Collected | 0.00 | 0.00 | Total Collected | 0.00 | 0.00 | |
| | | Refunds Paid | | | Refunds Paid | | | Refunds Paid | | | |
| | | Taxes | 0.00 | 0.00 | Taxes | 0.00 | 0.00 | Taxes | 0.00 | 0.00 | |
| | | Penalty | 0.00 | 0.00 | Penalty | 0.00 | 0.00 | Penalty | 0.00 | 0.00 | |
| | | Interest | 0.00 | 0.00 | Interest | 0.00 | 0.00 | Interest | 0.00 | 0.00 | |
| | | Total Refunded: | 0.00 | 0.00 | Total Refunded: | 0.00 | 0.00 | Total Refunded: | 0.00 | 0.00 | |
| | | Total Refunded: | 0.00 | 0.00 | Total Refunded: | 0.00 | 0.00 | Total Refunded: | 0.00 | 0.00 | |
| | | Taxes | 0.00 | 0.00 | Taxes | 0.00 | 0.00 | Taxes | 0.00 | 0.00 | |
| | | Penalty | 0.00 | 0.00 | Penalty | 0.00 | 0.00 | Penalty | 0.00 | 0.00 | |
| | | Interest | 0.00 | 0.00 | Interest | 0.00 | 0.00 | Interest | 0.00 | 0.00 | |
| | | Total Disbursed: | 0.00 | 0.00 | Total Disbursed: | 0.00 | 0.00 | Total Disbursed: | 0.00 | 0.00 | |
| | | Total Disbursed: | 0.00 | 0.00 | Total Disbursed: | 0.00 | 0.00 | Total Disbursed: | 0.00 | 0.00 | |
| | | Current Year | | Delinquent Years | | All Years | | Current Year | | Delinquent Years | |
| | | Total Collected | 0.00 | 0.00 | Total Collected | 0.00 | 0.00 | Total Collected | 0.00 | 0.00 | |
| | | Attorney Fees | 0.00 | 0.00 | Attorney Fees | 0.00 | 0.00 | Attorney Fees | 0.00 | 0.00 | |
| | | Other Fees | 0.00 | 0.00 | Other Fees | 0.00 | 0.00 | Other Fees | 0.00 | 0.00 | |
| | | Overpayments | 0.00 | 0.00 | Overpayments | 0.00 | 0.00 | Overpayments | 0.00 | 0.00 | |
| | | Total Paid | 0.00 | 0.00 | Total Paid | 0.00 | 0.00 | Total Paid | 0.00 | 0.00 | |
| | | Underpayments | 0.00 | 0.00 | Underpayments | 0.00 | 0.00 | Underpayments | 0.00 | 0.00 | |
| | | Total Paid | 0.00 | 0.00 | Total Paid | 0.00 | 0.00 | Total Paid | 0.00 | 0.00 | |
| | | Attorney Fees | 0.00 | 0.00 | Attorney Fees | 0.00 | 0.00 | Attorney Fees | 0.00 | 0.00 | |
| | | Refunds Paid - | 0.00 | 0.00 | Refunds Paid - | 0.00 | 0.00 | Refunds Paid - | 0.00 | 0.00 | |
| | | Attorney Fees | 0.00 | 0.00 | Attorney Fee Disbursement Amount | 0.00 | 0.00 | Attorney Fee Disbursement Amount | 0.00 | 0.00 | |

1/9/2023 3:33:46PM

Totals for Entity: 23 Marathon ISD

| Year | Base Tax Pd | Under | Discounts | EFF Taxes Paid | Penalty | Interest | Alt. Fee | Overage | Payments | Adjustments |
|------|-------------|-------|-----------|----------------|---------|----------|----------|---------|----------|-------------|
| 1971 | 0.00 | 0.00 | 0.00 | 0.00 | 0.00 | 0.00 | 0.00 | 0.00 | 0.00 | 0.00 |
| 1972 | 0.00 | 0.00 | 0.00 | 0.00 | 0.00 | 0.00 | 0.00 | 0.00 | 0.00 | 0.00 |
| 1973 | 0.00 | 0.00 | 0.00 | 0.00 | 0.00 | 0.00 | 0.00 | 0.00 | 0.00 | 0.00 |
| 1974 | 0.00 | 0.00 | 0.00 | 0.00 | 0.00 | 0.00 | 0.00 | 0.00 | 0.00 | 0.00 |
| 1975 | 0.00 | 0.00 | 0.00 | 0.00 | 0.00 | 0.00 | 0.00 | 0.00 | 0.00 | 0.00 |
| 1976 | 0.00 | 0.00 | 0.00 | 0.00 | 0.00 | 0.00 | 0.00 | 0.00 | 0.00 | 0.00 |
| 1977 | 0.00 | 0.00 | 0.00 | 0.00 | 0.00 | 0.00 | 0.00 | 0.00 | 0.00 | 0.00 |
| 1978 | 0.00 | 0.00 | 0.00 | 0.00 | 0.00 | 0.00 | 0.00 | 0.00 | 0.00 | 0.00 |
| 1979 | 0.00 | 0.00 | 0.00 | 0.00 | 0.00 | 0.00 | 0.00 | 0.00 | 0.00 | 0.00 |
| 1980 | 0.00 | 0.00 | 0.00 | 0.00 | 0.00 | 0.00 | 0.00 | 0.00 | 0.00 | 0.00 |
| 1981 | 0.00 | 0.00 | 0.00 | 0.00 | 0.00 | 0.00 | 0.00 | 0.00 | 0.00 | 0.00 |
| 1982 | 0.00 | 0.00 | 0.00 | 0.00 | 0.00 | 0.00 | 0.00 | 0.00 | 0.00 | 0.00 |
| 1983 | 0.00 | 0.00 | 0.00 | 0.00 | 0.00 | 0.00 | 0.00 | 0.00 | 0.00 | 0.00 |
| 1984 | 0.00 | 0.00 | 0.00 | 0.00 | 0.00 | 0.00 | 0.00 | 0.00 | 0.00 | 0.00 |
| 1985 | 0.00 | 0.00 | 0.00 | 0.00 | 0.00 | 0.00 | 0.00 | 0.00 | 0.00 | 0.00 |
| 1986 | 0.00 | 0.00 | 0.00 | 0.00 | 0.00 | 0.00 | 0.00 | 0.00 | 0.00 | 0.00 |
| 1987 | 0.00 | 0.00 | 0.00 | 0.00 | 0.00 | 0.00 | 0.00 | 0.00 | 0.00 | 0.00 |
| 1988 | 0.00 | 0.00 | 0.00 | 0.00 | 0.00 | 0.00 | 0.00 | 0.00 | 0.00 | 0.00 |
| 1989 | 0.00 | 0.00 | 0.00 | 0.00 | 0.00 | 0.00 | 0.00 | 0.00 | 0.00 | 0.00 |
| 1990 | 0.00 | 0.00 | 0.00 | 0.00 | 0.00 | 0.00 | 0.00 | 0.00 | 0.00 | 0.00 |
| 1991 | 0.00 | 0.00 | 0.00 | 0.00 | 0.00 | 0.00 | 0.00 | 0.00 | 0.00 | 0.00 |
| 1992 | 0.00 | 0.00 | 0.00 | 0.00 | 0.00 | 0.00 | 0.00 | 0.00 | 0.00 | 0.00 |
| 1993 | 0.00 | 0.00 | 0.00 | 0.00 | 0.00 | 0.00 | 0.00 | 0.00 | 0.00 | 0.00 |
| 1994 | 0.00 | 0.00 | 0.00 | 0.00 | 0.00 | 0.00 | 0.00 | 0.00 | 0.00 | 0.00 |
| 1995 | 0.00 | 0.00 | 0.00 | 0.00 | 0.00 | 0.00 | 0.00 | 0.00 | 0.00 | 0.00 |
| 1996 | 0.00 | 0.00 | 0.00 | 0.00 | 0.00 | 0.00 | 0.00 | 0.00 | 0.00 | 0.00 |
| 1997 | 0.00 | 0.00 | 0.00 | 0.00 | 0.00 | 0.00 | 0.00 | 0.00 | 0.00 | 0.00 |
| 1998 | 0.00 | 0.00 | 0.00 | 0.00 | 0.00 | 0.00 | 0.00 | 0.00 | 0.00 | 0.00 |
| 1999 | 0.00 | 0.00 | 0.00 | 0.00 | 0.00 | 0.00 | 0.00 | 0.00 | 0.00 | 0.00 |
| 2000 | 0.00 | 0.00 | 0.00 | 0.00 | 0.00 | 0.00 | 0.00 | 0.00 | 0.00 | 0.00 |
| 2001 | 0.00 | 0.00 | 0.00 | 0.00 | 0.00 | 0.00 | 0.00 | 0.00 | 0.00 | 0.00 |
| 2002 | 0.00 | 0.00 | 0.00 | 0.00 | 0.00 | 0.00 | 0.00 | 0.00 | 0.00 | 0.00 |
| 2003 | 0.00 | 0.00 | 0.00 | 0.00 | 0.00 | 0.00 | 0.00 | 0.00 | 0.00 | 0.00 |
| 2004 | 0.00 | 0.00 | 0.00 | 0.00 | 0.00 | 0.00 | 0.00 | 0.00 | 0.00 | 0.00 |

Effective Taxes Paid = Base Tax Pd + Under + Disc

Amount Paid = Base Tax Pd + Penalty + Interest + Alt. Fee+ Overage

1/9/2023 3:33:46PM

Totals for Entity: 23 Marathon ISD

| Year | Base Tax Pd | Under | Discounts | Eff Taxes Paid | Penalty | Interest | Att. Fee | Overage | Payments | Adjustments |
|----------------------------|-------------|-------|-----------|----------------|---------|----------|----------|---------|------------|-------------|
| 2005 | 0.00 | 0.00 | 0.00 | 0.00 | 0.00 | 0.00 | 0.00 | 0.00 | 0.00 | 0.00 |
| 2006 | 0.00 | 0.00 | 0.00 | 0.00 | 0.00 | 0.00 | 0.00 | 0.00 | 0.00 | 0.00 |
| 2007 | 0.00 | 0.00 | 0.00 | 0.00 | 0.00 | 0.00 | 0.00 | 0.00 | 0.00 | 0.00 |
| 2008 | 0.00 | 0.00 | 0.00 | 0.00 | 0.00 | 0.00 | 0.00 | 0.00 | 0.00 | 0.00 |
| 2009 | 0.00 | 0.00 | 0.00 | 0.00 | 0.00 | 0.00 | 0.00 | 0.00 | 0.00 | 0.00 |
| 2010 | 0.00 | 0.00 | 0.00 | 0.00 | 0.00 | 0.00 | 0.00 | 0.00 | 0.00 | 0.00 |
| 2011 | 0.00 | 0.00 | 0.00 | 0.00 | 0.00 | 0.00 | 0.00 | 0.00 | 0.00 | 0.00 |
| 2012 | 0.00 | 0.00 | 0.00 | 0.00 | 0.00 | 0.00 | 0.00 | 0.00 | 0.00 | 0.00 |
| 2013 | 0.00 | 0.00 | 0.00 | 0.00 | 0.00 | 0.00 | 0.00 | 0.00 | 0.00 | 0.00 |
| 2014 | 0.00 | 0.00 | 0.00 | 0.00 | 0.00 | 0.00 | 0.00 | 0.00 | 0.00 | 0.00 |
| 2015 | 0.00 | 0.00 | 0.00 | 0.00 | 0.00 | 0.00 | 0.00 | 0.00 | 0.00 | 0.00 |
| 2016 | 39.04 | 0.00 | 0.00 | 39.04 | 4.68 | 27.72 | 14.29 | 0.00 | 85.73 | 0.00 |
| 2017 | 92.67 | 0.00 | 0.00 | 92.67 | 11.12 | 54.68 | 31.69 | 0.00 | 190.16 | 0.00 |
| 2018 | 0.00 | 0.00 | 0.00 | 0.00 | 0.00 | 0.00 | 0.00 | 0.00 | 0.00 | 0.00 |
| 2019 | 2.48 | 0.00 | 0.00 | 2.48 | 0.30 | 0.87 | 0.73 | 0.00 | 4.38 | 0.00 |
| 2020 | 0.00 | 0.00 | 0.00 | 0.00 | 0.00 | 0.00 | 0.00 | 0.00 | 0.00 | -105.16 |
| 2021 | 755.79 | 0.00 | 0.00 | 755.79 | 90.69 | 83.14 | 186.93 | 0.00 | 1,115.55 | -97.90 |
| 2022 | 187,457.73 | 0.08 | 0.00 | 187,457.81 | 0.00 | 0.00 | 0.00 | 0.00 | 187,457.73 | -83.79 |
| Total for Delinquent Years | | | | | | | | | | |
| | 889.98 | 0.00 | 0.00 | 889.98 | 106.79 | 186.41 | 232.64 | 0.00 | 1,395.82 | -203.06 |
| Totals for All Years: | | | | | | | | | | |
| | 188,347.71 | 0.08 | 0.00 | 188,347.79 | 106.79 | 186.41 | 232.64 | 0.00 | 188,853.55 | -286.85 |
| Refund Paid: | | | | | | | | | | |
| | 0.00 | | 0.00 | | 0.00 | 0.00 | 0.00 | 0.00 | 0.00 | |

Effective Taxes Paid = Base Tax Pd + Under + Disc

Amount Paid = Base Tax Pd + Penalty + Interest + Att. Fee+ Overage

1/9/2023 3:33:46PM

Totals for Entity: 23BP MISD BPP

| Year | Base Tax Pd | Under | Discounts | Eff Taxes Paid | Penalty | Interest | All Fee | Overage | Payments | Adjustments |
|----------------------------|-------------|-------|-----------|----------------|---------|----------|---------|---------|----------|-------------|
| 2006 | 0.00 | 0.00 | 0.00 | 0.00 | 0.00 | 0.00 | 0.00 | 0.00 | 0.00 | 0.00 |
| 2007 | 0.00 | 0.00 | 0.00 | 0.00 | 0.00 | 0.00 | 0.00 | 0.00 | 0.00 | 0.00 |
| 2008 | 0.00 | 0.00 | 0.00 | 0.00 | 0.00 | 0.00 | 0.00 | 0.00 | 0.00 | 0.00 |
| 2009 | 0.00 | 0.00 | 0.00 | 0.00 | 0.00 | 0.00 | 0.00 | 0.00 | 0.00 | 0.00 |
| 2010 | 0.00 | 0.00 | 0.00 | 0.00 | 0.00 | 0.00 | 0.00 | 0.00 | 0.00 | 0.00 |
| 2011 | 0.00 | 0.00 | 0.00 | 0.00 | 0.00 | 0.00 | 0.00 | 0.00 | 0.00 | 0.00 |
| 2012 | 0.00 | 0.00 | 0.00 | 0.00 | 0.00 | 0.00 | 0.00 | 0.00 | 0.00 | 0.00 |
| 2013 | 0.00 | 0.00 | 0.00 | 0.00 | 0.00 | 0.00 | 0.00 | 0.00 | 0.00 | 0.00 |
| 2014 | 0.00 | 0.00 | 0.00 | 0.00 | 0.00 | 0.00 | 0.00 | 0.00 | 0.00 | 0.00 |
| 2015 | 0.00 | 0.00 | 0.00 | 0.00 | 0.00 | 0.00 | 0.00 | 0.00 | 0.00 | 0.00 |
| 2016 | 0.00 | 0.00 | 0.00 | 0.00 | 0.00 | 0.00 | 0.00 | 0.00 | 0.00 | 0.00 |
| 2017 | 0.00 | 0.00 | 0.00 | 0.00 | 0.00 | 0.00 | 0.00 | 0.00 | 0.00 | 0.00 |
| 2018 | 0.00 | 0.00 | 0.00 | 0.00 | 0.00 | 0.00 | 0.00 | 0.00 | 0.00 | 0.00 |
| 2019 | 0.00 | 0.00 | 0.00 | 0.00 | 0.00 | 0.00 | 0.00 | 0.00 | 0.00 | 0.00 |
| 2020 | 0.00 | 0.00 | 0.00 | 0.00 | 0.00 | 0.00 | 0.00 | 0.00 | 0.00 | 0.00 |
| 2021 | 0.00 | 0.00 | 0.00 | 0.00 | 0.00 | 0.00 | 0.00 | 0.00 | 0.00 | 0.00 |
| 2022 | 489.75 | 0.00 | 0.00 | 489.75 | 0.00 | 0.00 | 0.00 | 0.00 | 489.75 | 0.00 |
| Total for Delinquent Years | | | | | | | | | | |
| | 0.00 | 0.00 | 0.00 | 0.00 | 0.00 | 0.00 | 0.00 | 0.00 | 0.00 | 0.00 |
| Totals for All Years: | | | | | | | | | | |
| | 489.75 | 0.00 | 0.00 | 489.75 | 0.00 | 0.00 | 0.00 | 0.00 | 489.75 | 0.00 |
| Refund Paid: | | | | | | | | | | |
| | 0.00 | 0.00 | 0.00 | 0.00 | 0.00 | 0.00 | 0.00 | 0.00 | 0.00 | 0.00 |

Effective Taxes Paid = Base Tax Pd + Under + Disc
 Amount Paid = Base Tax Pd + Penalty + Interest + Att. Fee+ Overage

1/9/2023 3:33:46PM

Totals for Entity: 27 MCED

| Year | Base Tax Pd | Under | Discounts | Eff Taxes Paid | Penalty | Interest | Alt. Fee | Overage | Payments | Adjustments |
|----------------------------|-------------|-------|-----------|----------------|---------|----------|----------|---------|----------|-------------|
| 1991 | 0.00 | 0.00 | 0.00 | 0.00 | 0.00 | 0.00 | 0.00 | 0.00 | 0.00 | 0.00 |
| 1992 | 0.00 | 0.00 | 0.00 | 0.00 | 0.00 | 0.00 | 0.00 | 0.00 | 0.00 | 0.00 |
| Total for Delinquent Years | | | | | | | | | | |
| | 0.00 | 0.00 | 0.00 | 0.00 | 0.00 | 0.00 | 0.00 | 0.00 | 0.00 | 0.00 |
| Totals for All Years: | | | | | | | | | | |
| | 0.00 | 0.00 | 0.00 | 0.00 | 0.00 | 0.00 | 0.00 | 0.00 | 0.00 | 0.00 |
| Refund Paid: | | | | | | | | | | |
| | 0.00 | | 0.00 | | 0.00 | | 0.00 | | 0.00 | |

Effective Taxes Paid = Base Tax Pd + Under + Disc
 Amount Paid = Base Tax Pd + Penalty + Interest + Alt. Fee+ Overage

| Check Nbr | Check Date | Vend Nbr | Payee | Organization | PO Nbr Fnd-Fnc-Obj. | Invoice Nbr So-Org-Prog | Typ Cd | Reason | Amount | EFT |
|----------------------------|------------|----------|--------------------|----------------|---------------------------|----------------------------|--------|---------------------------|------------------|-----|
| 032977 | 01-06-2023 | 00012 | TASB, Inc. | SCHOOL BOARD | 300052 | 625904 | C | SLI Training | 242.50 | N |
| | | | | | 199-41-6419.00-702-399000 | | | | | |
| | | | | SCHOOL BOARD | 300052 | 625905 | C | SLI Training | 242.50 | N |
| | | | | | 199-41-6419.00-702-399000 | | | | | |
| Check 032977 Total: | | | | | | | | | 485.00 | |
| 032998 | 01-19-2023 | 00012 | TASB, Inc. | SUPERINTENDENT | 300227 | 636237 | C | Membership Services | 800.00 | N |
| | | | | | 199-41-6495.01-701-399000 | | | | | |
| Vendor 00012 Total: | | | | | | | | | 1,285.00 | |
| 032962 | 01-06-2023 | 00013 | DOUBLE R WELDING S | MARATHON SCHOO | 300178 | DEM-8144 | C | gasses and rental | 18.72 | N |
| | | | | | 199-11-6268.00-001-322015 | | | | | |
| | | | | MARATHON SCHOO | 300178 | LES-650 | C | gasses and rental | 1,690.00 | N |
| | | | | | 199-11-6268.00-001-322015 | | | | | |
| | | | | MARATHON SCHOO | 300178 | 4059 | C | gasses and rental | 180.47 | N |
| | | | | | 199-11-6268.00-001-322015 | | | | | |
| | | | | MARATHON SCHOO | 300142 | 4022 | C | cutting torch cart | 95.00 | N |
| | | | | | 199-11-6398.00-001-322015 | | | | | |
| | | | | MARATHON SCHOO | 300144 | 4007 | C | cutting torch hoses | 114.22 | N |
| | | | | | 199-11-6398.00-001-322015 | | | | | |
| Check 032962 Total: | | | | | | | | | 2,098.41 | |
| Vendor 00013 Total: | | | | | | | | | 2,098.41 | |
| 033008 | 01-30-2023 | 00015 | BREWSTER COUNTY T | TAX COST | 300078 | | C | PO Created by Req: 101073 | 5,361.00 | N |
| | | | | | 199-41-6213.00-703-399000 | | | | | |
| 032971 | 01-06-2023 | 00057 | MORRISON TRUE VAL | DISTRICT WIDE | 300186 | 206684 | C | maroon paint concession | 73.57 | N |
| | | | | | 199-51-6319.00-999-399000 | | | | | |
| 033019 | 01-30-2023 | 00057 | MORRISON TRUE VAL | DISTRICT WIDE | 300214 | 210459 | C | Maint Sup - Jan | 133.73 | N |
| | | | | | 199-51-6319.01-999-399000 | | | | | |
| Vendor 00057 Total: | | | | | | | | | 207.30 | |
| 012301 | 01-04-2023 | 00086 | TEACHER RETIREMEN | | 300040 | | D | Payroll | 5,426.57 | N |
| | | | | | 863-00-2155.00-000-300000 | | | | | |
| | | | | | 300040 | | D | Payroll | 440.89 | N |
| | | | | | 863-00-2155.00-000-300000 | | | | | |
| | | | | | 300040 | | D | Payroll | 250.95 | N |
| | | | | | 863-00-2155.01-000-300000 | | | | | |
| | | | | | 300040 | | D | Payroll | 940.28 | N |
| | | | | | 863-00-2155.02-000-300000 | | | | | |
| | | | | | 300040 | | D | Payroll | 226.56 | N |
| | | | | | 863-00-2155.05-000-300000 | | | | | |
| | | | | | 300040 | | D | Payroll | 3,023.49 | N |
| | | | | | 863-00-2155.06-000-300000 | | | | | |
| | | | | | 300040 | | D | Payroll | 1,009.42 | N |
| | | | | | 863-00-2155.08-000-300000 | | | | | |
| Check 012301 Total: | | | | | | | | | 11,318.16 | |
| 012302 | 01-05-2023 | 00086 | TEACHER RETIREMEN | UAIC -SUPP. | 300041 | | D | January Premium | 6,496.00 | N |
| | | | | | 863-00-2153.00-007-300000 | | | | | |
| 012305 | 01-27-2023 | 00086 | TEACHER RETIREMEN | | 300066 | | D | January Payroll | 427.01 | N |
| | | | | | 863-00-2155.00-000-300000 | | | | | |
| | | | | | 300066 | | D | January Payroll | 5,255.75 | N |
| | | | | | 863-00-2155.00-000-300000 | | | | | |
| | | | | | 300066 | | D | January Payroll | 108.16 | N |
| | | | | | 863-00-2155.01-000-300000 | | | | | |
| | | | | | 300066 | | D | January Payroll | 713.19 | N |
| | | | | | 863-00-2155.02-000-300000 | | | | | |

| Check Nbr | Check Date | Vend Nbr | Payee | Organization | PO Nbr Fnd-Fnc-Obj. | Invoice Nbr So-Org-Prog | Typ Cd | Reason | Amount | EFT |
|-----------|------------|----------|------------------------|----------------|----------------------------|----------------------------|--------|-------------------------------|------------------|-----|
| | | | | | 300066 | | D | January Payroll | 2,939.49 | N |
| | | | | | 863-00-2155.06-000-300000 | | | | | |
| | | | | | 300066 | | D | January Payroll | 1,022.08 | N |
| | | | | | 863-00-2155.08-000-300000 | | | | | |
| | | | | | Check 012305 Total: | | | | 10,465.68 | |
| | | | | | Vendor 00086 Total: | | | | 28,279.84 | |
| 032984 | 01-09-2023 | 00134 | Walsh Gallegos Trevino | SCHOOL BOARD | 300025 | 645344 | C | Legal fees | 6,891.00 | N |
| | | | | | 199-41-6211.00-702-399000 | | | | | |
| | | | | SCHOOL BOARD | 300025 | 645343 | C | Legal fees | 100.50 | N |
| | | | | | 199-41-6211.00-702-399000 | | | | | |
| | | | | | Check 032984 Total: | | | | 6,991.50 | |
| | | | | | Vendor 00134 Total: | | | | 6,991.50 | |
| 032969 | 01-06-2023 | 00146 | MASTERCARD - CARD | MARATHON SCHOO | 300160 | | C | Food Handler trng/Certificate | 9.99 | N |
| | | | | | 101-35-6411.00-001-399000 | | | | | |
| | | | | MARATHON SCHOO | 300176 | | C | Canva Pro license yearbook | 119.99 | N |
| | | | | | 199-11-6399.00-001-311000 | | | | | |
| | | | | MARATHON SCHOO | 300182 | | C | Meals Bordern County Tourn | 88.00 | N |
| | | | | | 199-36-6412.31-001-391000 | | | | | |
| | | | | MARATHON SCHOO | 300182 | | C | Meals Bordern County Tourn | 88.00 | N |
| | | | | | 199-36-6412.31-001-391000 | | | | | |
| | | | | MARATHON SCHOO | 300174 | | C | Basketball Meals HS | 79.04 | N |
| | | | | | 199-36-6412.31-001-391000 | | | | | |
| | | | | MARATHON SCHOO | 300182 | | C | Meals Bordern County Tourn | 63.29 | N |
| | | | | | 199-36-6412.31-001-391000 | | | | | |
| | | | | MARATHON SCHOO | 300182 | | C | Meals Bordern County Tourn | 62.43 | N |
| | | | | | 199-36-6412.31-001-391000 | | | | | |
| | | | | MARATHON SCHOO | 300191 | | C | Tournament Meals - Basketb | 79.92 | N |
| | | | | | 199-36-6412.31-001-391000 | | | | | |
| | | | | MARATHON SCHOO | 300191 | | C | Tournament Meals - Basketb | 69.93 | N |
| | | | | | 199-36-6412.31-001-391000 | | | | | |
| | | | | MARATHON SCHOO | 300191 | | C | Tournament Meals - Basketb | 65.97 | N |
| | | | | | 199-36-6412.31-001-391000 | | | | | |
| | | | | MARATHON SCHOO | 300193 | | C | Basketball Meals JH | 89.98 | N |
| | | | | | 199-36-6412.31-001-391000 | | | | | |
| | | | | MARATHON SCHOO | 300188 | | C | Basketball Meals HS | 104.36 | N |
| | | | | | 199-36-6412.31-001-391000 | | | | | |
| | | | | MARATHON SCHOO | 300180 | | C | JH - Basketball Boys and Gir | 206.88 | N |
| | | | | | 199-36-6412.31-001-391000 | | | | | |
| | | | | MARATHON SCHOO | 300179 | | C | Hotel Rooms - BB Tourname | 314.98 | N |
| | | | | | 199-36-6412.31-001-391000 | | | | | |
| | | | | MARATHON SCHOO | 300179 | | C | Hotel Rooms - BB Tourname | 314.98 | N |
| | | | | | 199-36-6412.31-001-391000 | | | | | |
| | | | | MARATHON SCHOO | 300179 | | C | Hotel Rooms - BB Tourname | 314.98 | N |
| | | | | | 199-36-6412.31-001-391000 | | | | | |
| | | | | MARATHON SCHOO | 300201 | | C | Gas | 64.08 | N |
| | | | | | 199-36-6494.00-001-391000 | | | | | |
| | | | | MARATHON SCHOO | 300201 | | C | Gas | 81.15 | N |
| | | | | | 199-36-6494.00-001-391000 | | | | | |
| | | | | MARATHON SCHOO | 300201 | | C | Gas | 39.36 | N |
| | | | | | 199-36-6494.00-001-391000 | | | | | |
| | | | | | Check 032969 Total: | | | | 2,257.31 | |

| Check Nbr | Check Date | Vend Nbr | Payee | Organization | PO Nbr Fnd-Fnc-Obj. | Invoice Nbr So-Org-Prog | Typ Cd | Reason | Amount | EFT |
|-----------|------------|----------|----------------------|----------------|---------------------------|----------------------------|--------|-----------------------------|------------------|-----|
| 032994 | 01-19-2023 | 00146 | MASTERCARD - CARD | MARATHON SCHOO | 300054 | | C | Mastercard Charges | 61.85 | N |
| | | | | | 199-36-6499.31-001-391000 | | | | | |
| 033016 | 01-30-2023 | 00146 | MASTERCARD - CARD | MARATHON SCHOO | 300224 | 22223-1118 | C | online classroom resource | 48.98 | N |
| | | | | | 199-11-6395.00-001-311036 | | | | | |
| | | | | MARATHON SCHOO | 300225 | AFD9D312-0001 | C | online classroom resource | 242.24 | N |
| | | | | | 199-11-6395.00-001-311036 | | | | | |
| | | | | MARATHON SCHOO | 300194 | | C | Basketball Meals HS | 60.64 | N |
| | | | | | 199-36-6412.31-001-391000 | | | | | |
| | | | | DISTRICT WIDE | 300069 | 748619 | C | ePlastics/polycarbonate she | 736.59 | N |
| | | | | | 199-51-6319.01-999-399000 | | | | | |
| | | | | | | | | Check 033016 Total: | 1,088.45 | |
| | | | | | | | | Vendor 00146 Total: | 3,407.61 | |
| 012303 | 01-04-2023 | 00148 | INTERNAL REVENUE S | | 300042 | | D | November Payroll | 11,500.27 | N |
| | | | | | 863-00-2151.00-000-300000 | | | | | |
| | | | | | 300042 | | D | November Payroll | 217.44 | N |
| | | | | | 863-00-2152.01-000-300000 | | | | | |
| | | | | | 300042 | | D | November Payroll | 1,291.56 | N |
| | | | | | 863-00-2152.01-000-300000 | | | | | |
| | | | | | 300042 | | D | November Payroll | 217.44 | N |
| | | | | | 863-00-2152.02-000-300000 | | | | | |
| | | | | | 300042 | | D | November Payroll | 1,291.56 | N |
| | | | | | 863-00-2152.02-000-300000 | | | | | |
| | | | | | | | | Check 012303 Total: | 14,518.27 | |
| 012304 | 01-25-2023 | 00148 | INTERNAL REVENUE S | | 300064 | | D | January Payroll | 9,139.73 | N |
| | | | | | 863-00-2151.00-000-300000 | | | | | |
| | | | | | 300064 | | D | January Payroll | 49.46 | N |
| | | | | | 863-00-2152.01-000-300000 | | | | | |
| | | | | | 300064 | | D | January Payroll | 1,235.62 | N |
| | | | | | 863-00-2152.01-000-300000 | | | | | |
| | | | | | 300064 | | D | January Payroll | 49.46 | N |
| | | | | | 863-00-2152.02-000-300000 | | | | | |
| | | | | | 300064 | | D | January Payroll | 1,235.62 | N |
| | | | | | 863-00-2152.02-000-300000 | | | | | |
| | | | | | | | | Check 012304 Total: | 11,709.89 | |
| | | | | | | | | Vendor 00148 Total: | 26,228.16 | |
| 032987 | 01-09-2023 | 00304 | School Specialty LLC | MARATHON SCHOO | 300126 | 208131298155 | C | Math classroom materials | 50.19 | N |
| | | | | | 199-11-6397.00-001-311007 | | | | | |
| 033022 | 01-30-2023 | 00304 | School Specialty LLC | MARATHON SCHOO | 300202 | 308104220307 | C | Math classroom materials | 276.85 | N |
| | | | | | 199-11-6395.00-001-311011 | | | | | |
| | | | | MARATHON SCHOO | 300067 | 208131751706 | C | Cumulative Folders | 32.43 | N |
| | | | | | 199-23-6399.00-001-399000 | | | | | |
| | | | | | | | | Check 033022 Total: | 309.28 | |
| | | | | | | | | Vendor 00304 Total: | 359.47 | |
| 033020 | 01-30-2023 | 00355 | Nasco Education LLC | MARATHON SCHOO | 300137 | 384669 | C | Art Supplies | 47.00 | N |
| | | | | | 199-11-6395.00-001-311033 | | | | | |
| 032988 | 01-19-2023 | 00403 | AA Chemical & Supply | DISTRICT WIDE | 300213 | 117608 | C | Custodial Supplies | 453.75 | N |
| | | | | | 199-51-6317.00-999-399000 | | | | | |
| 032974 | 01-06-2023 | 00467 | SAMMY ROMAN | MARATHON SCHOO | 300048 | | C | Official/12/16/Comstock | 75.00 | N |
| | | | | | 199-36-6294.00-001-391000 | | | | | |

| Check Nbr | Check Date | Vend Nbr | Payee | Organization | PO Nbr Fnd-Fnc-Obj. | Invoice Nbr So-Org-Prog | Typ Cd | Reason | Amount | EFT |
|-----------|------------|----------|---------------------------|------------------|---------------------------|----------------------------|--------|------------------------------|-----------------|-----|
| 032996 | 01-19-2023 | 00467 | SAMMY ROMAN | MARATHON SCHOO | 300055 | | C | Official/1/13/Grandfalls | 144.44 | N |
| | | | | | 199-36-6294.00-001-391000 | | | | | |
| | | | | | | | | Vendor 00467 Total: | 219.44 | |
| 033003 | 01-30-2023 | 00637 | First Financial Administr | ANNUITY #43 | DEDCHK | | D | JAN DED LIFE INSURANCE | 8.64 | N |
| | | | | | 863-00-2153.00-043-300000 | | | | | |
| | | | | DENTAL/METLIFE | DEDCHK | | D | JAN DED HEALTH INSURA | 567.56 | N |
| | | | | | 863-00-2153.00-106-300000 | | | | | |
| | | | | VISION/METLIFE | DEDCHK | | D | JAN DED HEALTH INSURA | 198.37 | N |
| | | | | | 863-00-2153.00-107-300000 | | | | | |
| | | | | LIFE INSURANCE | DEDCHK | | D | JAN DED LIFE INSURANCE | 839.18 | N |
| | | | | | 863-00-2153.00-108-300000 | | | | | |
| | | | | CANCER INSURANC | DEDCHK | | D | JAN DED HEALTH INSURA | 163.48 | N |
| | | | | | 863-00-2153.00-109-300000 | | | | | |
| | | | | HOSPITAL GAP | DEDCHK | | D | JAN DED HEALTH INSURA | 21.60 | N |
| | | | | | 863-00-2153.00-110-300000 | | | | | |
| | | | | EMPLOYEE LIFE | DEDCHK | | D | JAN DED LIFE INSURANCE | 88.50 | N |
| | | | | | 863-00-2153.00-113-300000 | | | | | |
| | | | | SPOUSE LIFE | DEDCHK | | D | JAN DED LIFE INSURANCE | 14.00 | N |
| | | | | | 863-00-2153.00-114-300000 | | | | | |
| | | | | CHILD LIFE | DEDCHK | | D | JAN DED LIFE INSURANCE | 2.00 | N |
| | | | | | 863-00-2153.00-115-300000 | | | | | |
| | | | | MASA EMERGENT P | DEDCHK | | D | JAN DED HEALTH INSURA | 238.00 | N |
| | | | | | 863-00-2153.00-120-300000 | | | | | |
| | | | | ANNUITY #45 | DEDCHK | | D | JAN DED TAX SHEL. ANNU | 200.00 | N |
| | | | | | 863-00-2159.00-045-300000 | | | | | |
| | | | | ANNUITY #46 | DEDCHK | | D | JAN DED TAX SHEL. ANNU | 270.00 | N |
| | | | | | 863-00-2159.00-046-300000 | | | | | |
| | | | | DISABILITY | DEDCHK | | D | JAN DED INCOME REPLAC | 484.56 | N |
| | | | | | 863-00-2159.00-111-300000 | | | | | |
| | | | | FFGA HEALTH FLEX | DEDCHK | | D | JAN DED HSA | 100.00 | N |
| | | | | | 863-00-2159.00-116-300000 | | | | | |
| | | | | AMERICAN FIDELIT | DEDCHK | | D | JAN DED INCOME REPLAC | 142.50 | N |
| | | | | | 863-00-2159.00-118-300000 | | | | | |
| | | | | | | | | Check 033003 Total: | 3,338.39 | |
| | | | | | | | | Vendor 00637 Total: | 3,338.39 | |
| 033001 | 01-19-2023 | 00888 | GEORGE VALERIO | MARATHON SCHOO | 300063 | | C | Official/1/3/2023/Buena Vist | 210.00 | N |
| | | | | | 199-36-6294.00-001-391000 | | | | | |
| | | | | MARATHON SCHOO | 300059 | | C | Official/1/9/Iraan/BB | 170.00 | N |
| | | | | | 199-36-6294.00-001-391000 | | | | | |
| | | | | | | | | Check 033001 Total: | 380.00 | |
| | | | | | | | | Vendor 00888 Total: | 380.00 | |
| 032967 | 01-06-2023 | 01033 | MARATHON WATER & | DISTRICT WIDE | 300027 | 3,23,&47 | C | Water/Sewer | 428.52 | N |
| | | | | | 199-51-6259.01-999-399000 | | | | | |
| 032973 | 01-06-2023 | 01076 | RANKIN ISD | MARATHON SCHOO | 300181 | | C | Volleyball Playoff Venue/Ref | 457.44 | N |
| | | | | | 199-36-6499.37-001-391000 | | | | | |
| 032980 | 01-06-2023 | 01219 | WTG FUELS | DISTRICT WIDE | 300029 | 4569815 | C | Propane | 2,805.22 | N |
| | | | | | 199-51-6259.04-999-399000 | | | | | |
| 033024 | 01-30-2023 | 01219 | WTG FUELS | DISTRICT WIDE | 300029 | 4584095 | C | Propane | 2,200.22 | N |
| | | | | | 199-51-6259.04-999-399000 | | | | | |
| | | | | DISTRICT WIDE | 300029 | 4584097 | C | Propane | 352.44 | N |
| | | | | | 199-51-6259.04-999-399000 | | | | | |
| | | | | | | | | Check 033024 Total: | 2,552.66 | |
| | | | | | | | | Vendor 01219 Total: | 5,357.88 | |

| Check Nbr | Check Date | Vend Nbr | Payee | Organization | PO Nbr Fnd-Fnc-Obj. | Invoice Nbr So-Org-Prog | Typ Cd | Reason | Amount | EFT |
|----------------------------|------------|----------|-------------------------|----------------|------------------------|----------------------------|--------|-----------------------------|---------------|-----|
| 033000 | 01-19-2023 | 01269 | TRAVIS JARRELL | MARATHON SCHOO | 300218 | | C | Big Bend Sportsman Club | 75.00 | N |
| | 01-23-2023 | | | MARATHON SCHOO | 300218 | | D | RIPPED EDGE/VOID/REISS | -75.00 | N |
| Check 033000 Total: | | | | | | | | | .00 | |
| 033014 | 01-30-2023 | 01269 | Travis Jarrell | MARATHON SCHOO | 300065 | | C | Program Membership | 75.00 | N |
| Vendor 01269 Total: | | | | | | | | | 75.00 | |
| 032966 | 01-06-2023 | 01272 | Labatt Food Service LLC | MARATHON SCHOO | 300009 | 01023559 | C | Breakfast Food | 323.30 | N |
| | | | | MARATHON SCHOO | 300046 | 01023559 | C | SCA GRANT EXP | 224.51 | N |
| Check 032966 Total: | | | | | | | | | 547.81 | |
| 032991 | 01-19-2023 | 01272 | Labatt Food Service LLC | MARATHON SCHOO | 300009 | 01080001 | C | Breakfast Food | 42.19 | N |
| | | | | MARATHON SCHOO | 300009 | 01159047 | C | Breakfast Food | 61.58 | N |
| | | | | MARATHON SCHOO | 300046 | 01159047 | C | SCA GRANT EXP | 27.04 | N |
| | | | | MARATHON SCHOO | 300046 | 01080001 | C | SCA GRANT EXP | 43.64 | N |
| | | | | MARATHON SCHOO | 300017 | 01080001 | C | delivery fees | 35.00 | N |
| | | | | MARATHON SCHOO | 300017 | 01159047 | C | delivery fees | 35.00 | N |
| Check 032991 Total: | | | | | | | | | 244.45 | |
| 033015 | 01-30-2023 | 01272 | Labatt Food Service LLC | MARATHON SCHOO | 300046 | 01229385 | C | SCA GRANT EXP | 92.58 | N |
| | | | | MARATHON SCHOO | 300017 | 01229385 | C | delivery fees | 35.00 | N |
| Check 033015 Total: | | | | | | | | | 127.58 | |
| Vendor 01272 Total: | | | | | | | | | 919.84 | |
| 032965 | 01-06-2023 | 01343 | Arlene Griffis | MARATHON SCHOO | 300102 | | C | Library contracted services | 234.00 | N |
| 032975 | 01-06-2023 | 01357 | WAYNE SCHROEDER | MARATHON SCHOO | 300047 | | C | Official/12/12/Buena Vista | 108.12 | N |
| 032997 | 01-19-2023 | 01357 | WAYNE SCHROEDER | MARATHON SCHOO | 300060 | | C | Official/1/17/Sanderson/BB | 111.00 | N |
| Vendor 01357 Total: | | | | | | | | | 219.12 | |
| 032985 | 01-09-2023 | 01366 | AT&T MOBILITY | DISTRICT WIDE | 300072 | 28723120946x010 | C | Mobile/WiFi Service | 119.03 | N |
| 032982 | 01-09-2023 | 01375 | DIRECT ENERGY BUSI | DISTRICT WIDE | 300026 | 230050050766516 | C | Electricity | 1,102.86 | N |
| 032999 | 01-19-2023 | 01408 | Texas Disposal Systems | DISTRICT WIDE | 300028 | 7029378 | C | Waste Removal | 256.67 | N |
| 032960 | 01-06-2023 | 01414 | AT&T | DISTRICT WIDE | 300071 | | C | Long Distance | 11.81 | N |
| 033006 | 01-30-2023 | 01414 | AT&T | DISTRICT WIDE | 300071 | | C | Long Distance | 12.19 | N |
| Vendor 01414 Total: | | | | | | | | | 24.00 | |

| Check Nbr | Check Date | Vend Nbr | Payee | Organization | PO Nbr Fnd-Fnc-Obj. | Invoice Nbr So-Org-Prog | Typ Cd | Reason | Amount | EFT |
|-----------|------------|----------|-------------------------|-----------------|---------------------------|----------------------------|--------|--------------------------------|-----------------|-----|
| 033013 | 01-30-2023 | 01507 | ECKERT & COMPANY, | BUSINESS OFFICE | 300048 | | C | Financial Audit | 7,973.79 | N |
| | | | | | 199-41-6212.00-750-399000 | | | | | |
| 033004 | 01-30-2023 | 01508 | American Electric Power | DISTRICT WIDE | 300231 | 119214123653 | C | Utility Pole Rental | 35.55 | N |
| | | | | | 199-51-6269.00-999-399000 | | | | | |
| 032970 | 01-06-2023 | 01512 | MCCOY'S #86 | DISTRICT WIDE | 300165 | 8648287 | C | paint concessions stand | 31.22 | N |
| | | | | | 199-51-6319.00-999-399000 | | | | | |
| | | | | DISTRICT WIDE | 300165 | 8648646 | C | paint concessions stand | 15.24 | N |
| | | | | | 199-51-6319.00-999-399000 | | | | | |
| | | | | DISTRICT WIDE | 300184 | 8648592 | C | Maint Sup Dec | 235.18 | N |
| | | | | | 199-51-6319.01-999-399000 | | | | | |
| | | | | DISTRICT WIDE | 300164 | 8648644/8648647 | C | ceiling tiles plxglass concess | 458.76 | N |
| | | | | | 199-51-6319.01-999-399000 | | | | | |
| | | | | DISTRICT WIDE | 300184 | 8649004 | C | Maint Sup Dec | 135.97 | N |
| | | | | | 199-51-6319.01-999-399000 | | | | | |
| | | | | | | | | Check 032970 Total: | 876.37 | |
| 033017 | 01-30-2023 | 01512 | MCCOY'S #86 | MARATHON SCHOO | 300230 | 8651000 | C | History fair materials | 163.32 | N |
| | | | | | 199-11-6395.00-001-311006 | | | | | |
| | | | | MARATHON SCHOO | 300230 | 8650996-CM86509 | C | History fair materials | 124.83 | N |
| | | | | | 199-11-6395.00-001-311006 | | | | | |
| | | | | | | | | Check 033017 Total: | 288.15 | |
| | | | | | | | | Vendor 01512 Total: | 1,164.52 | |
| 032989 | 01-19-2023 | 01522 | CMC BUSINESS SYST | MARATHON SCHOO | 300058 | 29842493 | C | Copier Lease | 161.72 | N |
| | | | | | 199-11-6269.00-001-311001 | | | | | |
| | | | | MARATHON SCHOO | 300058 | 29842493 | C | Copier Lease | 189.95 | N |
| | | | | | 199-11-6269.00-001-311101 | | | | | |
| | | | | SUPERINTENDENT | 300058 | 29842493 | C | Copier Lease | 53.90 | N |
| | | | | | 199-41-6269.00-701-399000 | | | | | |
| | | | | BUSINESS OFFICE | 300058 | 29842493 | C | Copier Lease | 53.90 | N |
| | | | | | 199-41-6269.00-750-399000 | | | | | |
| | | | | | | | | Check 032989 Total: | 459.47 | |
| | | | | | | | | Vendor 01522 Total: | 459.47 | |
| 032961 | 01-06-2023 | 01549 | BIG BEND TELEPHONE | DISTRICT WIDE | 300076 | 10554061 | C | PO Created by Req: 101071 | 475.49 | N |
| | | | | | 199-51-6258.00-999-399000 | | | | | |
| 033007 | 01-30-2023 | 14055 | AUTOZONE | DISTRICT WIDE | 300068 | 3544491084 | C | Battery Core Charge | 21.97 | N |
| | | | | | 199-34-6319.01-999-399000 | | | | | |
| | | | | DISTRICT WIDE | 300216 | 3544511423 | C | Headlight for White/Yellow b | 37.98 | N |
| | | | | | 199-34-6319.01-999-399000 | | | | | |
| | | | | | | | | Check 033007 Total: | 59.95 | |
| | | | | | | | | Vendor 14055 Total: | 59.95 | |
| 033012 | 01-30-2023 | 14094 | DEMCO | MARATHON SCHOO | 300226 | 7247805 | C | library supplies | 85.09 | N |
| | | | | | 199-12-6399.00-001-311000 | | | | | |
| 033011 | 01-30-2023 | 14217 | COMSTOCK ISD | MARATHON SCHOO | 300211 | | C | UIL Meal | 104.00 | N |
| | | | | | 199-36-6412.01-001-399017 | | | | | |
| 032983 | 01-09-2023 | 14250 | QUILL CORPORATION | MARATHON SCHOO | 300205 | 30003059 | C | Office/Tech Supplies | 41.92 | N |
| | | | | | 199-11-6397.00-001-311007 | | | | | |
| | | | | BUSINESS OFFICE | 300205 | 30003059 | C | Office/Tech Supplies | 61.57 | N |
| | | | | | 199-41-6399.00-750-399000 | | | | | |
| | | | | BUSINESS OFFICE | 300196 | 29929935 | C | Tax Forms | 16.87 | N |
| | | | | | 199-41-6399.00-750-399000 | | | | | |
| | | | | | 38 | | | Check 032983 Total: | 120.36 | |

| Check Nbr | Check Date | Vend Nbr | Payee | Organization | PO Nbr Fnd-Fnc-Obj. | Invoice Nbr So-Org-Prog | Typ Cd | Reason | Amount | EFT |
|----------------------------|------------|----------|--------------------|-----------------|------------------------|----------------------------|--------|------------------------------|------------------|-----|
| 032995 | 01-19-2023 | 14250 | QUILL CORPORATION | MARATHON SCHOO | 300209 | 30178420 | C | classroom resource | 77.19 | N |
| | | | | | | 199-11-6395.00-001-311036 | | | | |
| | | | | MARATHON SCHOO | 300217 | 30148255 | C | Elementary Headphones | 247.08 | N |
| | | | | | | 199-11-6397.00-001-311007 | | | | |
| Check 032995 Total: | | | | | | | | | 324.27 | |
| 033021 | 01-30-2023 | 14250 | QUILL CORPORATION | SUPERINTENDENT | 300206 | 30075809 | C | Superintendent Printer | 88.25 | N |
| | | | | | | 199-41-6399.00-701-399000 | | | | |
| Vendor 14250 Total: | | | | | | | | | 532.88 | |
| 033023 | 01-30-2023 | 14252 | TASBO | BUSINESS OFFICE | 300233 | 394120 | C | TASBO Certification Course | 340.00 | N |
| | | | | | | 199-41-6411.00-750-399000 | | | | |
| 032978 | 01-06-2023 | 14320 | TEXAS STATE LIBRAR | MARATHON SCHOO | 300195 | TQ23022902 | C | PO Created by Req: 101194 | 16.53 | N |
| | | | | | | 199-11-6499.01-001-311000 | | | | |
| 033009 | 01-30-2023 | 14341 | BSN SPORTS, LLC | MARATHON SCHOO | 300156 | 919806170 | C | Basketball Warm Up Gear | 210.00 | N |
| | | | | | | 199-36-6397.31-001-391000 | | | | |
| | | | | MARATHON SCHOO | 300183 | 920223670 | C | Basketball Supplies | 570.99 | N |
| | | | | | | 199-36-6399.31-001-391000 | | | | |
| Check 033009 Total: | | | | | | | | | 780.99 | |
| Vendor 14341 Total: | | | | | | | | | 780.99 | |
| 033010 | 01-30-2023 | 14370 | bswift, LLC | BUSINESS OFFICE | 300200 | 7411711397 | C | ACA Reporting | 1,649.48 | N |
| | | | | | | 199-41-6299.00-750-399000 | | | | |
| 032959 | 01-06-2023 | 14374 | Clint J Aragon | MARATHON SCHOO | 300050 | | C | Official/12/19/Marfa | 104.06 | N |
| | | | | | | 199-36-6294.00-001-391000 | | | | |
| 033018 | 01-30-2023 | 14382 | McDonald's | MARATHON SCHOO | 300204 | | C | Basketball Meals JH | 102.91 | N |
| | | | | | | 199-36-6412.31-001-391000 | | | | |
| 033005 | 01-30-2023 | 14495 | Anderson's | MARATHON SCHOO | 300197 | 4338457 | C | Homecoming court | 92.79 | N |
| | | | | | | 865-36-6499.09-001-399000 | | | | |
| 032992 | 01-19-2023 | 14496 | Gary H. Lamar | MARATHON SCHOO | 300056 | | C | Official/1/13/Grandfalls | 142.50 | N |
| | | | | | | 199-36-6294.00-001-391000 | | | | |
| 032963 | 01-06-2023 | 14532 | Jayne M Gallo | MARATHON SCHOO | 300101 | | C | Library contracted services | 440.00 | N |
| | | | | | | 499-12-6299.00-001-399000 | | | | |
| 032972 | 01-06-2023 | 14538 | Hugh Morrissey | MARATHON SCHOO | 300053 | | C | Official/12/19/Marfa | 104.06 | N |
| | | | | | | 199-36-6294.00-001-391000 | | | | |
| 032968 | 01-06-2023 | 14546 | Job Mason | MARATHON SCHOO | 300051 | | C | Official/12/16/Comstock | 112.50 | N |
| | | | | | | 199-36-6294.00-001-391000 | | | | |
| 032993 | 01-19-2023 | 14546 | Job Mason | MARATHON SCHOO | 300062 | | C | Official/1/3/2023/Buena Vist | 90.00 | N |
| | | | | | | 199-36-6294.00-001-391000 | | | | |
| Vendor 14546 Total: | | | | | | | | | 202.50 | |
| 032981 | 01-06-2023 | 14552 | DOOR CONTROL SER | MARATHON SCHOO | 300199 | ACR/11664 | C | Elem Security Doors/Repairs | 140.00 | N |
| | | | | | | 199-52-6249.00-001-399000 | | | | |
| | | | | | 300199 | ACR/11664 | C | Elem Security Doors/Repairs | 20,000.00 | N |
| | | | | | | 429-52-6249.00-000-099000 | | | | |
| Check 032981 Total: | | | | | | | | | 20,140.00 | |
| Vendor 14552 Total: | | | | | | | | | 20,140.00 | |
| 032976 | 01-06-2023 | 14555 | Susan V Spears | MARATHON SCHOO | 300043 | | C | Library Services | 326.00 | N |
| | | | | | | 499-12-6299.00-001-399000 | | | | |

| Check Nbr | Check Date | Vend Nbr | Payee | Organization | PO Nbr Fnd-Fnc-Obj. | Invoice Nbr So-Org-Prog | Typ Cd | Reason | Amount | EFT |
|-----------|------------|----------|------------------|----------------|---------------------------|----------------------------|--------|------------------------------|-------------------|-----|
| 032958 | 01-06-2023 | 14575 | Amy Ruth Anthony | MARATHON SCHOO | 300198 | | C | contracted services | 1,097.50 | N |
| | | | | | 199-31-6299.00-001-338000 | | | | | |
| 032964 | 01-06-2023 | 14581 | Jerry Garza | MARATHON SCHOO | 300045 | | C | Official/11/29/Terlingua BB | 68.75 | N |
| | | | | | 199-36-6294.00-001-391000 | | | | | |
| | | | | MARATHON SCHOO | 300045 | | C | Official/11/29/Terlingua BB | 155.00 | N |
| | | | | | 199-36-6294.00-001-391000 | | | | | |
| | | | | MARATHON SCHOO | 300046 | | C | Official/12/12/Buena Vista | 131.56 | N |
| | | | | | 199-36-6294.00-001-391000 | | | | | |
| | | | | | | | | Check 032964 Total: | 355.31 | |
| 032990 | 01-19-2023 | 14581 | Jerry Garza | MARATHON SCHOO | 300057 | | C | Official/11/15/Alpine BB | 126.56 | N |
| | | | | | 199-36-6294.00-001-391000 | | | | | |
| | | | | | | | | Vendor 14581 Total: | 481.87 | |
| 032979 | 01-06-2023 | 14582 | Amy Jo White | MARATHON SCHOO | 300044 | | C | Official/11/11/Sierra Blanca | 107.50 | N |
| | | | | | 199-36-6294.00-001-391000 | | | | | |
| 033002 | 01-19-2023 | 14582 | Amy Jo White | MARATHON SCHOO | 300061 | | C | Official/1/17/Sanderson/BB | 75.00 | N |
| | | | | | 199-36-6294.00-001-391000 | | | | | |
| | | | | MARATHON SCHOO | 300058 | | C | Official/1/9/Iraan/BB | 108.12 | N |
| | | | | | 199-36-6294.00-001-391000 | | | | | |
| | | | | | | | | Check 033002 Total: | 183.12 | |
| | | | | | | | | Vendor 14582 Total: | 290.62 | |
| | | | | | | | | Grand Total: | 125,053.78 | |

End of Report

Statement of Unaudited Revenues and Expenditures
 Marathon ISD
 Budget vs. Actual As of January

| Obj / Func | Description | Annual Budget | YTD Actual | YTD Encumbrance | Variance | Percent To Total |
|---|--|----------------------|----------------------|-------------------|----------------------|------------------|
| REVENUES: | | | | | | |
| 5700 | Revenues, Local & Intermediate | 1,194,984.00 | -1,065,879.46 | .00 | 129,104.54 | 72.92% |
| 5800 | State Program Revenues | 597,193.00 | -385,004.80 | .00 | 212,188.20 | 26.34% |
| 5900 | Federal Program Revenues | 56,000.00 | -10,844.98 | .00 | 45,155.02 | .74% |
| 5000 | Total Revenues | 1,848,177.00 | -1,461,729.24 | .00 | 386,447.76 | 100.00% |
| EXPENDITURES: | | | | | | |
| 11 | Instruction | -916,096.00 | 322,847.24 | 15,168.26 | -578,080.50 | 43.35% |
| 12 | Inst. Resources/Media Services | -2,750.00 | 593.12 | 389.18 | -1,767.70 | .08% |
| 13 | Curriculum/Instructional PD | -7,268.00 | 768.00 | .00 | -6,500.00 | .10% |
| 23 | School Leadership | -123,278.00 | 45,465.72 | 891.03 | -76,921.25 | 6.10% |
| 31 | Guidance/Counseling/Evaluation | -14,114.00 | 7,469.56 | 3,428.50 | -3,215.94 | 1.00% |
| 33 | Health Services | -5,700.00 | 434.72 | 1,604.40 | -3,660.88 | .06% |
| 34 | Student Transportation | -29,824.00 | 4,374.03 | 4,660.61 | -20,789.36 | .59% |
| 35 | Food Services | -23,553.00 | 8,200.30 | 4,705.30 | -10,647.40 | 1.10% |
| 36 | Extracurricular Activities | -93,565.00 | 29,918.69 | 5,161.84 | -58,484.47 | 4.02% |
| 41 | General Administration | -277,877.00 | 126,744.52 | 20,884.74 | -130,247.74 | 17.02% |
| 51 | Facilities Maintenance & Opera | -207,736.00 | 87,407.21 | 38,616.18 | -81,712.61 | 11.74% |
| 52 | Security & Monitoring Services | -21,385.00 | 5,378.98 | .00 | -16,006.02 | .72% |
| 53 | Data Processing Services | -202,118.00 | 84,881.35 | 29.50 | -117,207.15 | 11.40% |
| 61 | Community Services | -1,000.00 | 593.67 | 406.33 | .00 | .08% |
| 71 | Debt Services | -10,000.00 | .00 | .00 | -10,000.00 | .00% |
| 93 | Payments to Fiscal Agent | -3,300.00 | 3,300.00 | .00 | .00 | .44% |
| 99 | Other Intergovernmental Charge | -37,550.00 | 16,398.50 | 21,151.50 | .00 | 2.20% |
| 6000 | Total Expenditures | -1,977,114.00 | 744,775.61 | 117,097.37 | -1,115,241.02 | 100.00% |
| OPERATING TRANSFERS: | | | | | | |
| 7913 | Proceeds of Capital Leases | 10,000.00 | .00 | .00 | 10,000.00 | |
| 7915 | Operating Transfers In | 3,753.00 | .00 | .00 | 3,753.00 | |
| 7949 | Other Resources | 5,800.00 | .00 | .00 | 5,800.00 | |
| 7000 | Total Other Resources/Non-Operating Rev | 19,553.00 | .00 | .00 | 19,553.00 | |
| 8911 | Operating Transfers Out | -3,753.00 | .00 | .00 | -3,753.00 | |
| 8000 | Total Other Uses/Non-Operating Exp | -3,753.00 | .00 | .00 | -3,753.00 | |
| Total Operating Transfers | | 15,800.00 | .00 | | | |
| 3000 Fund Balance - January (Unaudited) | | .00 | .00 | | | |
| 3000 Year to Date Fund Balance (Unaudited) | | -113,137.00 | -716,953.63 | | | |

End of Report

0177 - MAINTENANCE FUND/WTNB

| | |
|----------------------|-------------------|
| Cash Ending Balance: | 534,252.86 |
| Add Investment: | |
| Total: | 534,252.86 |

0456 - SCHOLARSHIP FUND/WTNB

| | |
|----------------------|------------------|
| Cash Ending Balance: | 39,406.05 |
| Add Investment: | |
| Total: | 39,406.05 |

1225 - CD 1225/TRANSPECOS BANK

| | |
|------------------------------------|------------------|
| Cash Ending Balance: | .00 |
| Add Investment: CD - CD/OPERATIONS | 65,592.81 |
| Total: | 65,592.81 |

1312 - CD 1312/TRANSPECOS BANK

| | |
|------------------------------------|-----------------|
| Cash Ending Balance: | .00 |
| Add Investment: CD - CD/OPERATIONS | 9,355.96 |
| Total: | 9,355.96 |

LSIP - LONE STAR INVESTMENT POOL

| | |
|----------------------|---------------------|
| Cash Ending Balance: | 2,156,762.13 |
| Add Investment: | |
| Total: | 2,156,762.13 |

TOTALS

| | |
|-------------------------------|---------------------|
| Cash Ending Balance | 2,730,421.04 |
| Add Investment Balance | 74,948.77 |
| Totals | 2,805,369.81 |

End of Report

Fund 101 / 3 Food Service Fund

| | Estimated Revenue (Budget) | Revenue Realized Current | Revenue Realized To Date | Revenue Balance | Percent Realized |
|--|----------------------------------|--------------------------------|--------------------------------|--------------------|---------------------|
| 5000 - Revenue Control Accounts | | | | | |
| 5900 - Federal Program Revenues | | | | | |
| 5920 - Federal Revenues Dist by TEA | | | | | |
| 5921-00.000-3-00000 School Breakfast Program | 14,000.00 | -601.54 | -3,845.92 | 10,154.08 | 27.47% |
| 5921-01.000-3-00000 P-EBT LOCAL ADMIN COST | .00 | .00 | -628.00 | -628.00 | .00% |
| 5921-02.000-3-00000 SBP/Square Meals/SCA | .00 | -6,371.06 | -6,371.06 | -6,371.06 | .00% |
| Sub Total 5920 | 14,000.00 | -6,972.60 | -10,844.98 | 3,155.02 | 77.46% |
| Total Federal Program Revenues | 14,000.00 | -6,972.60 | -10,844.98 | 3,155.02 | 77.46% |

Board Report
Detail Comparison of Revenue to Budget
Marathon ISD
As of January

Fund 101 / 3 Food Service Fund

| | Budget | Estimated Revenue (Budget) | Revenue Realized Current | Revenue Realized To Date | Revenue Balance | Percent Realized |
|---|---------------|---|---|---|----------------------------|-----------------------------|
| 7000 - Other Resources/NonOperating R | | | | | | |
| 7900 - Other Resources/NonOperating R | | | | | | |
| 7910 - Other Resources/NonOperating R | | | | | | |
| 7915-00.000-3-00000 Transfer In/199 | | 3,753.00 | .00 | .00 | 3,753.00 | .00% |
| Sub Total 7910 | | 3,753.00 | .00 | .00 | 3,753.00 | .00% |
| 7940 - Other Resources | | | | | | |
| 7949-00.001-3-00000 Other Resources/SCA Grant | | 5,800.00 | .00 | .00 | 5,800.00 | .00% |
| Sub Total 7940 | | 5,800.00 | .00 | .00 | 5,800.00 | .00% |
| Total Other Resources/NonOperating R | | 9,553.00 | .00 | .00 | 9,553.00 | .00% |
| Total Revenue Local-State-Federal | | 23,553.00 | -6,972.60 | -10,844.98 | 12,708.02 | 46.05% |
| Total for 001 - Marathon Schools | .00 | 23,553.00 | -6,972.60 | -10,844.98 | 12,708.02 | 46.05% |

Fund 101 / 3 Food Service Fund

| | Budget | Encumbrance YTD | Expenditure YTD | Current Expenditure | Balance | Percent Realized |
|--|-------------------|--------------------|--------------------|------------------------|-------------------|---------------------|
| 6000 - Expenditures/Expense Object Co | | | | | | |
| 35 - Food Services | | | | | | |
| 6100 - Payroll Costs | | | | | | |
| 6129-00.001-3-99000 Salary/Food Service | -10,203.00 | .00 | 3,118.20 | 809.15 | -7,084.80 | 30.56% |
| 6141-00.001-3-99000 Social Security/Medicare | -148.00 | .00 | 45.20 | 11.73 | -102.80 | 30.54% |
| 6142-00.001-3-99000 Group Health & Life | -2,258.00 | .00 | 724.55 | 144.91 | -1,533.45 | 32.09% |
| 6143-00.001-3-99000 Workers' Compensation | -50.00 | .00 | 23.66 | 4.74 | -26.34 | 47.32% |
| 6145-00.001-3-99000 Unemployment | -40.00 | .00 | .00 | .00 | -40.00 | .00% |
| 6146-00.001-3-99000 TRS/TRS Care | -1,204.00 | .00 | 384.65 | 95.48 | -819.35 | 31.95% |
| Sub Total 6100 | -13,903.00 | .00 | 4,296.26 | 1,066.01 | -9,606.74 | 30.90% |
| 6300 - Supplies & Materials | | | | | | |
| 6341-00.001-3-99000 Food | -4,500.00 | 2,541.99 | 1,957.36 | 427.07 | -.65 | 43.50% |
| 6341-02.001-3-99000 SCA Grant Expenditures | -2,500.00 | 1,074.40 | 1,425.60 | 387.77 | .00 | 57.02% |
| 6342-00.001-3-99000 Non-Food | -500.00 | 457.92 | 42.08 | .00 | .00 | 8.42% |
| Sub Total 6300 | -7,500.00 | 4,074.31 | 3,425.04 | 814.84 | -.65 | 45.67% |
| 6400 - Other Operating Costs | | | | | | |
| 6411-00.001-3-99000 Employee Travel/Prof Dev | -750.00 | .00 | 9.99 | 9.99 | -740.01 | 1.33% |
| 6499-00.001-3-99000 Misc Costs | -1,100.00 | 630.99 | 469.01 | 105.00 | .00 | 42.64% |
| 6499-01.001-3-99000 TDSHS Fees | -300.00 | .00 | .00 | .00 | -300.00 | .00% |
| Sub Total 6400 | -2,150.00 | 630.99 | 479.00 | 114.99 | -1,040.01 | 22.28% |
| Total Function 35 Food Services | -23,553.00 | 4,705.30 | 8,200.30 | 1,995.84 | -10,647.40 | 34.82% |
| Total Expenditures | -23,553.00 | 4,705.30 | 8,200.30 | 1,995.84 | -10,647.40 | 34.82% |
| Total for 001 - Marathon Schools | -23,553.00 | 4,705.30 | 8,200.30 | 1,995.84 | -10,647.40 | 34.82% |

Fund 198 / 3 Committed Fund Balance Project

As of January

| | <u>Budget</u> | <u>Encumbrance YTD</u> | <u>Expenditure YTD</u> | <u>Current Expenditure</u> | <u>Balance</u> | <u>Percent Realized</u> |
|---|-------------------|----------------------------|----------------------------|--------------------------------|-------------------|-----------------------------|
| 6000 - Expenditures/Expense Object Co | | | | | | |
| 51 - Facilities Maintenance & Opera | | | | | | |
| 6200 - Professional & Contracted Serv | | | | | | |
| 6249-00.001-3-99000 Repairs/Fac/Security | -10,000.00 | .00 | .00 | .00 | -10,000.00 | .00% |
| Sub Total 6200 | -10,000.00 | .00 | .00 | .00 | -10,000.00 | .00% |
| 6300 - Supplies & Materials | | | | | | |
| 6319-00.001-3-99000 Materials/Fac/Security | -10,000.00 | .00 | .00 | .00 | -10,000.00 | .00% |
| Sub Total 6300 | -10,000.00 | .00 | .00 | .00 | -10,000.00 | .00% |
| Total Function 51 Facilities Maintenance & Opera | -20,000.00 | .00 | .00 | .00 | -20,000.00 | .00% |
| 52 - Security & Monitoring Services | | | | | | |
| 6300 - Supplies & Materials | | | | | | |
| 6398-00.001-3-99000 Security Equipment | -5,000.00 | .00 | .00 | .00 | -5,000.00 | .00% |
| Sub Total 6300 | -5,000.00 | .00 | .00 | .00 | -5,000.00 | .00% |
| 6600 - Capital Outlay/Land/Bldgs/Equi | | | | | | |
| 6639-00.001-3-99000 Security Cameras/Installation | -9,280.00 | .00 | .00 | .00 | -9,280.00 | .00% |
| Sub Total 6600 | -9,280.00 | .00 | .00 | .00 | -9,280.00 | .00% |
| Total Function 52 Security & Monitoring Services | -14,280.00 | .00 | .00 | .00 | -14,280.00 | .00% |
| Total Expenditures | -34,280.00 | .00 | .00 | .00 | -34,280.00 | .00% |
| Total for 001 - Marathon Schools | -34,280.00 | .00 | .00 | .00 | -34,280.00 | .00% |

Board Report
Detail Comparison of Revenue to Budget
Marathon ISD
As of January

Fund 199 / 3 General Operating Fund

| | <u>Budget</u> | <u>Estimated Revenue (Budget)</u> | <u>Revenue Realized Current</u> | <u>Revenue Realized To Date</u> | <u>Revenue Balance</u> | <u>Percent Realized</u> |
|---|---------------|-----------------------------------|---------------------------------|---------------------------------|------------------------|-------------------------|
| 5000 - Revenue Control Accounts | | | | | | |
| 5700 - Revenues, Local & Intermediate | | | | | | |
| 5710 - Revenues, Local Property Taxes | | | | | | |
| 5711-00.000-3-00000 Taxes-Current Year Levy | | 1,135,884.00 | -657,721.09 | -1,021,851.04 | 114,032.96 | 89.96% |
| 5712-00.000-3-00000 Taxes-Prior Years | | 10,000.00 | 109.93 | -6,135.57 | 3,864.43 | 61.36% |
| 5719-00.000-3-00000 Taxes-Penalty & Interest | | 7,000.00 | -33.53 | -2,757.79 | 4,242.21 | 39.40% |
| Sub Total 5710 | | 1,152,884.00 | -657,644.69 | -1,030,744.40 | 122,139.60 | 89.41% |
| 5740 - Revenues from Local Sources | | | | | | |
| 5742-00.000-3-00000 Interest Earnings/WTNB | | 700.00 | -1,566.34 | -5,648.29 | -4,948.29 | 806.90% |
| 5742-01.000-3-00000 Interest Earnings/TPB | | 400.00 | .00 | -22.28 | 377.72 | 5.57% |
| 5742-04.000-3-00000 Interest Earnings/LSIP | | 9,000.00 | -7,176.29 | -27,258.45 | -18,258.45 | 302.87% |
| 5743-00.000-3-00000 Rent - Teacherage | | 3,000.00 | -1,500.00 | -2,000.00 | 1,000.00 | 66.67% |
| 5749-00.000-3-00000 Misc Revenues | | 6,500.00 | -130.00 | -206.04 | 6,293.96 | 3.17% |
| 5749-01.000-3-00000 E-Rate Funds | | 22,500.00 | .00 | .00 | 22,500.00 | .00% |
| Sub Total 5740 | | 42,100.00 | -10,372.63 | -35,135.06 | 6,964.94 | 83.46% |
| Total Revenues, Local & Intermediate | | 1,194,984.00 | -668,017.32 | -1,065,879.46 | 129,104.54 | 89.20% |
| 5800 - State Program Revenues | | | | | | |
| 5810 - Per Capita & FSP Revenues | | | | | | |
| 5811-00.000-3-00000 Available School Fund | | 30,912.00 | .00 | -10,091.00 | 20,821.00 | 32.64% |
| 5812-00.000-3-00000 School Foundation Program | | 490,236.00 | .00 | -360,922.00 | 129,314.00 | 73.62% |
| Sub Total 5810 | | 521,148.00 | .00 | -371,013.00 | 150,135.00 | 71.19% |
| 5820 - State Revenues Dist by TEA | | | | | | |
| 5829-00.000-3-00000 TIA State Revenues Dist by | | 4,000.00 | .00 | .00 | 4,000.00 | .00% |
| Sub Total 5820 | | 4,000.00 | .00 | .00 | 4,000.00 | .00% |
| 5830 - State Revenues/Tx Gov Agencies | | | | | | |
| 5831-00.000-3-00000 TRS On Behalf | | 72,045.00 | .00 | -13,991.80 | 58,053.20 | 19.42% |
| Sub Total 5830 | | 72,045.00 | .00 | -13,991.80 | 58,053.20 | 19.42% |
| Total State Program Revenues | | 597,193.00 | .00 | -385,004.80 | 212,188.20 | 64.47% |
| 5900 - Federal Program Revenues | | | | | | |
| 5930 - Other Federal Revenues | | | | | | |
| 5931-00.000-3-00000 School Health/SHARS | | 42,000.00 | .00 | .00 | 42,000.00 | .00% |
| Sub Total 5930 | | 42,000.00 | .00 | .00 | 42,000.00 | .00% |
| Total Federal Program Revenues | | 42,000.00 | .00 | .00 | 42,000.00 | .00% |

Board Report
 Detail Comparison of Revenue to Budget
 Marathon ISD
 As of January

Fund 199 / 3 General Operating Fund

| | Budget | Estimated Revenue (Budget) | Revenue Realized Current | Revenue Realized To Date | Revenue Balance | Percent Realized |
|---|------------|----------------------------------|--------------------------------|--------------------------------|--------------------|---------------------|
| 7000 - Other Resources/NonOperating R | | | | | | |
| 7900 - Other Resources/NonOperating R | | | | | | |
| 7910 - Other Resources/NonOperating R | | | | | | |
| 7913-00,000-3-00000 Other Resources/GASB 87 | | 10,000.00 | .00 | .00 | 10,000.00 | .00% |
| Sub Total 7910 | | 10,000.00 | .00 | .00 | 10,000.00 | .00% |
| Total Other Resources/NonOperating R | | 10,000.00 | .00 | .00 | 10,000.00 | .00% |
| Total Revenue Local-State-Federal | | 1,844,177.00 | -668,017.32 | -1,450,884.26 | 393,292.74 | 78.67% |
| Total for 000 | .00 | 1,844,177.00 | -668,017.32 | -1,450,884.26 | 393,292.74 | 78.67% |

Fund 199 / 3 General Operating Fund

| | Budget | Encumbrance YTD | Expenditure YTD | Current Expenditure | Balance | Percent Realized |
|--|-------------|--------------------|--------------------|------------------------|-------------|---------------------|
| 6000 - Expenditures/Expense Object Co | | | | | | |
| 11 - Instruction | | | | | | |
| 6100 - Payroll Costs | | | | | | |
| 6112-00.001-3-11000 Substitute Teacher | -5,000.00 | .00 | 4,067.60 | 928.05 | -932.40 | 81.35% |
| 6117-00.001-3-11000 Retention Pay | .00 | .00 | 6,000.00 | .00 | 6,000.00 | .00% |
| 6118-00.001-3-30000 Salaries/Tutor/SS/CR | -1,000.00 | .00 | .00 | .00 | -1,000.00 | .00% |
| 6118-03.001-3-11000 Stipend/Masters | -12,000.00 | .00 | 5,250.10 | 1,250.02 | -6,749.90 | 43.75% |
| 6119-00.001-3-11000 Salaries/Teacher/Reg | -421,668.00 | .00 | 145,144.46 | 37,012.85 | -276,523.54 | 34.42% |
| 6119-00.001-3-11032 Salaries/Teacher/PreK | -29,000.00 | .00 | 5,537.31 | 1,933.33 | -23,462.69 | 19.09% |
| 6119-00.001-3-22000 Salaries/Teacher/CTE | -19,635.00 | .00 | 6,590.85 | 1,714.17 | -13,044.15 | 33.57% |
| 6119-00.001-3-23000 Salaries/Teacher/SpEd | -17,270.00 | .00 | 7,428.75 | 1,828.75 | -9,841.25 | 43.02% |
| 6119-00.001-3-30000 Salaries/Teacher/SCE | -39,816.00 | .00 | -415.43 | 1,517.12 | -40,231.43 | 1.04% |
| 6119-00.001-3-30032 Salaries/PK/SCE | -29,000.00 | .00 | 6,987.33 | 2,416.67 | -22,012.67 | 24.09% |
| 6119-00.001-3-32000 Professional Salaries | .00 | .00 | 2,416.66 | .00 | 2,416.66 | .00% |
| 6119-00.001-3-34000 Professional Salaries | .00 | .00 | 2,416.67 | .00 | 2,416.67 | .00% |
| 6119-00.001-3-36000 Salary/Early Education | .00 | .00 | 1,449.99 | 483.33 | 1,449.99 | .00% |
| 6119-00.001-3-37000 Salary/Dyslexia | .00 | .00 | 718.64 | 255.00 | 718.64 | .00% |
| 6119-00.001-3-38000 Salary/ECHS/DC | -20,816.00 | .00 | 8,269.80 | 1,500.58 | -12,546.20 | 39.73% |
| 6127-00.001-3-11000 Retention Pay | .00 | .00 | 500.00 | .00 | 500.00 | .00% |
| 6129-00.001-3-11000 Salary/Temp History | -15,000.00 | .00 | 12,047.92 | 495.12 | -2,952.08 | 80.32% |
| 6129-00.001-3-30000 Teacher Aide/SCE | -11,081.00 | .00 | 5,406.76 | 2,081.90 | -5,674.24 | 48.79% |
| 6129-00.001-3-30032 Salaries/PK/SCE | -11,081.00 | .00 | 2,950.31 | 890.01 | -8,130.69 | 26.62% |
| 6129-00.001-3-34000 Salaries/Support Personnel | .00 | .00 | 890.01 | .00 | 890.01 | .00% |
| 6139-00.001-3-11000 Local Leave Paid | .00 | .00 | 130.00 | .00 | 130.00 | .00% |
| 6141-00.001-3-11000 Social Security/Medicare | -7,221.00 | .00 | 3,358.38 | 637.00 | -3,862.62 | 46.51% |
| 6141-00.001-3-11032 Social Security/Medicare | -841.00 | .00 | -3.81 | .00 | -844.81 | .45% |
| 6141-00.001-3-22000 Social Security/Medicare | -285.00 | .00 | 95.59 | 24.86 | -189.41 | 33.54% |
| 6141-00.001-3-23000 Social Security/Medicare | -250.00 | .00 | 107.79 | 26.53 | -142.21 | 43.12% |
| 6141-00.001-3-30000 Social Security/Medicare | -719.00 | .00 | 217.26 | 99.83 | -501.74 | 30.22% |
| 6141-00.001-3-30032 Social Security/Medicare | -153.00 | .00 | .26 | .00 | -152.74 | .17% |
| 6141-00.001-3-32000 Social Security/Medicare | .00 | .00 | 35.04 | .00 | 35.04 | .00% |
| 6141-00.001-3-34000 Social Security/Medicare | .00 | .00 | 47.95 | .00 | 47.95 | .00% |
| 6141-00.001-3-36000 Social Security/Medicare | .00 | .00 | 21.03 | 7.01 | 21.03 | .00% |
| 6141-00.001-3-37000 Social Security/Medicare | .00 | .00 | 10.03 | 3.62 | 10.03 | .00% |
| 6141-00.001-3-38000 Social Security/Medicare | -301.00 | .00 | 119.10 | 21.72 | -181.90 | 39.57% |
| 6142-00.001-3-11000 Group Health & Life | -60,539.00 | .00 | 17,206.60 | 3,453.66 | -43,332.40 | 28.42% |
| 6142-00.001-3-11032 Group Health & Life | -615.00 | .00 | 26.01 | .00 | -588.99 | 4.23% |
| 6142-00.001-3-22000 Group Health & Life | -2,310.00 | .00 | 821.15 | 164.23 | -1,488.85 | 35.55% |
| 6142-00.001-3-23000 Group Health & Life | -3,193.00 | .00 | 1,376.60 | 275.32 | -1,816.40 | 43.11% |
| 6142-00.001-3-30000 Group Health & Life | -8,599.00 | .00 | 1,999.42 | 525.02 | -6,599.58 | 23.25% |
| 6142-00.001-3-30032 Group Health & Life | -2,331.00 | .00 | 185.40 | .00 | -2,145.60 | 7.95% |
| 6142-00.001-3-32000 Group Health & Life | .00 | .00 | 26.01 | .00 | 26.01 | .00% |
| 6142-00.001-3-34000 Group Health & Life | .00 | .00 | 185.40 | .00 | 185.40 | .00% |
| 6142-00.001-3-36000 Group Health & Life | .00 | .00 | 15.60 | 5.20 | 15.60 | .00% |
| 6142-00.001-3-37000 Group Health & Life | .00 | .00 | 144.90 | 28.98 | 144.90 | .00% |
| 6142-00.001-3-38000 Group Health & Life | -3,002.00 | .00 | 1,169.83 | 184.51 | -1,832.17 | 38.97% |
| 6143-00.001-3-11000 Workers' Compensation | -2,186.00 | .00 | 1,195.03 | 243.68 | -990.97 | 54.67% |
| 6143-00.001-3-11032 Workers' Compensation | -283.00 | .00 | 14.13 | .00 | -268.87 | 4.99% |
| 6143-00.001-3-22000 Workers' Compensation | -96.00 | .00 | 50.10 | 10.02 | -45.90 | 52.19% |
| 6143-00.001-3-23000 Workers' Compensation | -84.00 | 49 | 53.45 | 10.69 | -30.55 | 63.63% |
| 6143-00.001-3-30000 Workers' Compensation | -250.00 | .00 | 128.77 | 41.93 | -121.23 | 51.51% |

Fund 199 / 3 General Operating Fund

| | Budget | Encumbrance YTD | Expenditure YTD | Current Expenditure | Balance | Percent Realized |
|--|--------------------|--------------------|--------------------|------------------------|--------------------|---------------------|
| 6000 - Expenditures/Expense Object Co | | | | | | |
| 11 - Instruction | | | | | | |
| 6100 - Payroll Costs | | | | | | |
| 6143-00.001-3-30032 Workers' Compensation | -51.00 | .00 | 19.34 | .00 | -31.66 | 37.92% |
| 6143-00.001-3-32000 Workers' Compensation | .00 | .00 | 14.13 | .00 | 14.13 | .00% |
| 6143-00.001-3-34000 Workers' Compensation | .00 | .00 | 19.34 | .00 | 19.34 | .00% |
| 6143-00.001-3-36000 Workers' Compensation | .00 | .00 | 8.49 | 2.83 | 8.49 | .00% |
| 6143-00.001-3-37000 Workers' Compensation | .00 | .00 | 7.45 | 1.49 | 7.45 | .00% |
| 6143-00.001-3-38000 Workers' Compensation | -101.00 | .00 | 56.58 | 8.78 | -44.42 | 56.02% |
| 6143-99.001-3-11000 Workers' Compensation | -839.00 | .00 | .00 | .00 | -839.00 | .00% |
| 6144-00.001-3-11000 TRS On-Behalf | -31,020.00 | .00 | 7,517.27 | .00 | -23,502.73 | 24.23% |
| 6144-00.001-3-11032 TRS On-Behalf | -3,423.00 | .00 | .00 | .00 | -3,423.00 | .00% |
| 6144-00.001-3-22000 TRS On-Behalf | -1,616.00 | .00 | 423.27 | .00 | -1,192.73 | 26.19% |
| 6144-00.001-3-23000 TRS On-Behalf | -1,200.00 | .00 | 380.18 | .00 | -819.82 | 31.68% |
| 6144-00.001-3-30000 TRS On-Behalf | -4,465.00 | .00 | 697.80 | .00 | -3,767.20 | 15.63% |
| 6144-00.001-3-30032 TRS ON-BEHALF BENEFIT | -974.00 | .00 | .00 | .00 | -974.00 | .00% |
| 6144-00.001-3-34000 TRS ON-BEHALF BENEFIT | .00 | .00 | 82.33 | .00 | 82.33 | .00% |
| 6144-00.001-3-37000 TRS ON-BEHALF BENEFIT | .00 | .00 | 57.99 | .00 | 57.99 | .00% |
| 6144-00.001-3-38000 TRS On-Behalf | -1,725.00 | .00 | 467.35 | .00 | -1,257.65 | 27.09% |
| 6145-00.001-3-11000 Unemployment | -1,100.00 | .00 | .00 | .00 | -1,100.00 | .00% |
| 6146-00.001-3-11000 Teacher Retirement/TRS | -29,556.00 | .00 | 10,357.27 | 2,260.45 | -19,198.73 | 35.04% |
| 6146-00.001-3-11032 Teacher Retirement/TRS | -17,333.00 | .00 | 386.67 | .00 | -16,946.33 | 2.23% |
| 6146-00.001-3-22000 Teacher Retirement/TRS | -656.00 | .00 | 271.45 | 57.26 | -384.55 | 41.38% |
| 6146-00.001-3-23000 Teacher Retirement/TRS | -749.00 | .00 | 404.63 | 81.81 | -344.37 | 54.02% |
| 6146-00.001-3-30000 Teacher Retirement/TRS | -1,520.00 | .00 | 1,580.79 | 517.49 | 60.79 | 104.00% |
| 6146-00.001-3-30032 Teacher Retirement/TRS | -269.00 | .00 | 404.80 | .00 | 135.80 | 150.48% |
| 6146-00.001-3-32000 Teacher Retirement/TRS | .00 | .00 | 386.67 | .00 | 386.67 | .00% |
| 6146-00.001-3-34000 Teacher Retirement/TRS | .00 | .00 | 409.37 | .00 | 409.37 | .00% |
| 6146-00.001-3-36000 Teacher Retirement/TRS | .00 | .00 | 231.99 | 77.33 | 231.99 | .00% |
| 6146-00.001-3-37000 Teacher Retirement/TRS | .00 | .00 | 44.85 | 9.86 | 44.85 | .00% |
| 6146-00.001-3-38000 Teacher Retirement/TRS | -686.00 | .00 | 383.15 | 78.19 | -302.85 | 55.85% |
| Sub Total 6100 | -822,908.00 | .00 | 277,007.91 | 63,166.20 | -545,900.09 | 33.66% |
| 6200 - Professional & Contracted Serv | | | | | | |
| 6222-00.001-3-11000 TxVSN | .00 | .00 | .00 | .00 | .00 | .00% |
| 6223-00.001-3-38000 Tuition/ECHS/DC | -11,715.00 | 6,105.00 | 5,820.00 | .00 | 210.00 | 49.68% |
| 6239-03.001-3-30000 TEKS Resource System | -336.00 | 336.00 | .00 | .00 | .00 | .00% |
| 6239-04.001-3-30000 R.18 DMAC | -4,543.00 | .00 | 4,542.72 | .00 | -.28 | 99.99% |
| 6239-05.001-3-30000 R.18/Discovery Ed | -116.00 | 115.71 | .00 | .00 | -.29 | .00% |
| 6268-00.001-3-22015 NN/Rental/Cylinders | -2,500.00 | 559.93 | 1,940.07 | 1,889.19 | .00 | 77.60% |
| 6269-00.001-3-11001 Rental/Copier/HS | -2,500.00 | 1,691.40 | 808.60 | 161.72 | .00 | 32.34% |
| 6269-00.001-3-11101 Rental/Copier/MES | -2,600.00 | 1,650.55 | 949.75 | 189.95 | .30 | 36.53% |
| 6299-00.001-3-30000 Edgenuity/Online Curr SVS | -11,000.00 | .00 | 11,000.00 | .00 | .00 | 100.00% |
| 6299-33.001-3-11000 CPR Certification/SVS | -250.00 | .00 | .00 | .00 | -250.00 | .00% |
| Sub Total 6200 | -35,560.00 | 10,458.59 | 25,061.14 | 2,240.86 | -40.27 | 70.48% |
| 6300 - Supplies & Materials | | | | | | |
| 6321-00.001-3-11000 Textbooks/Regular | -1,000.00 | .00 | .00 | .00 | -1,000.00 | .00% |
| 6321-01.001-3-38000 College Textbooks/ECHS/DC | -500.00 | .00 | .00 | .00 | -500.00 | .00% |
| 6395-00.001-3-11006 History Fair Materials | -526.00 | 111.85 | 288.15 | 288.15 | -126.00 | 54.78% |
| 6395-00.001-3-11011 LR/Math/Inst Materials | -800.00 | 50 80.98 | 568.98 | 276.85 | -150.04 | 71.12% |
| 6395-00.001-3-11012 TJ/Instructional Materials | -800.00 | .00 | 167.78 | .00 | -632.22 | 20.97% |

Fund 199 / 3 General Operating Fund

As of January

| | | Budget | Encumbrance YTD | Expenditure YTD | Current Expenditure | Balance | Percent Realized |
|---------------------------------------|--------------------------------|-------------------|--------------------|--------------------|------------------------|-------------------|---------------------|
| 6000 - Expenditures/Expense Object Co | | | | | | | |
| 11 - Instruction | | | | | | | |
| 6300 - Supplies & Materials | | | | | | | |
| 6395-00.001-3-11013 | JG/Instructional Materials | -800.00 | .00 | .00 | .00 | -800.00 | .00% |
| 6395-00.001-3-11020 | H & A/Instr Materials | -800.00 | 215.00 | 439.99 | .00 | -145.01 | 55.00% |
| 6395-00.001-3-11024 | PE Instructional Materials | -250.00 | .00 | .00 | .00 | -250.00 | .00% |
| 6395-00.001-3-11032 | CJ/EE-PK Materials | -800.00 | .00 | .00 | .00 | -800.00 | .00% |
| 6395-00.001-3-11033 | MB/K-1 Instructional | -800.00 | 42.43 | 145.82 | 47.00 | -611.75 | 18.23% |
| 6395-00.001-3-11034 | MP/3-5 Instructional Materials | -800.00 | .00 | .00 | .00 | -800.00 | .00% |
| 6395-00.001-3-11035 | PH 2/Instructional Materials | -800.00 | .00 | .00 | .00 | -800.00 | .00% |
| 6395-00.001-3-11036 | KH/3-4 Instructional Materials | -800.00 | 285.83 | 368.41 | 368.41 | -145.76 | 46.05% |
| 6395-00.001-3-23018 | JNG/SpEd Inst. Materials | -500.00 | 161.48 | .00 | .00 | -338.52 | .00% |
| 6395-01.001-3-11012 | TJ/Science Lab Materials | -500.00 | .00 | .00 | .00 | -500.00 | .00% |
| 6395-01.001-3-22015 | NN/Plate Steel | -5,400.00 | 6.50 | 4,696.50 | .00 | -697.00 | 86.97% |
| 6395-01.001-3-30034 | Science Materials/SCE | -500.00 | 294.00 | .00 | .00 | -206.00 | .00% |
| 6395-02.001-3-11215 | NN/Wood Work Books | -200.00 | .00 | .00 | .00 | -200.00 | .00% |
| 6395-02.001-3-11024 | PE Field Day | -250.00 | .00 | .00 | .00 | -250.00 | .00% |
| 6395-02.001-3-11035 | MP/3-5 Science Lab | -500.00 | .00 | .00 | .00 | -500.00 | .00% |
| 6395-02.001-3-22015 | NN/Disc, Cords,Burshes... | -800.00 | 10.00 | 210.00 | .00 | -580.00 | 26.25% |
| 6395-03.001-3-11215 | NN/Feed/Poultry | -250.00 | .00 | .00 | .00 | -250.00 | .00% |
| 6395-04.001-3-11015 | NN/Green House | -100.00 | .00 | .00 | .00 | -100.00 | .00% |
| 6395-04.001-3-11215 | NN/Career Inv/6 | -1,000.00 | .00 | .00 | .00 | -1,000.00 | .00% |
| 6395-05.001-3-11215 | NN/Career Inv/7-8 | -2,000.00 | 321.03 | 453.97 | .00 | -1,225.00 | 22.70% |
| 6395-06.001-3-22015 | NN/Welding Books | -400.00 | .00 | .00 | .00 | -400.00 | .00% |
| 6395-07.001-3-22015 | NN/Weld Gloves, lens, etc | -925.00 | .00 | .00 | .00 | -925.00 | .00% |
| 6397-00.001-3-11007 | Technology Materials | -1,200.00 | .00 | 950.97 | 339.19 | -249.03 | 79.25% |
| 6397-01.001-3-11000 | Printer Cartridges | -3,000.00 | .00 | 1,479.77 | .00 | -1,520.23 | 49.33% |
| 6397-02.001-3-11000 | Laminator Film | -500.00 | .00 | .00 | .00 | -500.00 | .00% |
| 6398-00.001-3-22015 | NN/Torch Cart & Hoses | -350.00 | .00 | 209.22 | 209.22 | -140.78 | 59.78% |
| 6398-01.001-3-11007 | Teacher Laptops/Chrome | -2,000.00 | .00 | .00 | .00 | -2,000.00 | .00% |
| 6398-01.001-3-22015 | NN/Welding Helmets | -1,500.00 | .00 | .00 | .00 | -1,500.00 | .00% |
| 6399-00.001-3-11000 | Basics Materials | -200.00 | .00 | 119.99 | 119.99 | -80.01 | 59.99% |
| 6399-00.001-3-21033 | MB/GT Instructional Materials | -500.00 | .00 | .00 | .00 | -500.00 | .00% |
| 6399-00.001-3-22015 | NN/Welding Class Materials | -3,000.00 | 2,328.42 | .00 | .00 | -671.58 | .00% |
| 6399-00.001-3-30000 | Inst. Materials/SCE | -400.00 | 350.00 | 52.50 | .00 | 2.50 | 13.12% |
| 6399-00.001-3-36000 | PK-3/Reading/Math | -5,000.00 | 249.44 | .00 | .00 | -4,750.56 | .00% |
| 6399-00.001-3-37000 | Dyslexia Materials | -250.00 | .00 | .00 | .00 | -250.00 | .00% |
| 6399-01.001-3-21033 | MB/NNAT3 (GT) | -500.00 | .00 | .00 | .00 | -500.00 | .00% |
| 6399-01.001-3-22015 | NN/Welding Consumables | -300.00 | .00 | .00 | .00 | -300.00 | .00% |
| 6399-01.001-3-30000 | HMH Reading Intervention | -175.00 | .00 | .00 | .00 | -175.00 | .00% |
| 6399-10.001-3-30000 | Istation/Reading/SCE | -1,250.00 | .00 | 1,224.00 | .00 | -26.00 | 97.92% |
| 6399-11.001-3-30000 | Renaissance Learning/SCE | -5,135.00 | .00 | 5,135.00 | .00 | .00 | 100.00% |
| 6399-14.001-3-11011 | LR/Materials/Garden | -250.00 | .00 | .00 | .00 | -250.00 | .00% |
| 6399-16.001-3-11000 | Art Materials | -800.00 | .00 | .00 | .00 | -800.00 | .00% |
| 6399-30.001-3-11000 | Paper/Copy Machine | -1,000.00 | 152.71 | 165.22 | .00 | -682.07 | 16.52% |
| Sub Total 6300 | | -50,111.00 | 4,609.67 | 16,676.27 | 1,648.81 | -28,825.06 | 33.28% |
| 6400 - Other Operating Costs | | | | | | | |
| 6412-00.001-3-11000 | Meals/Field Trips/Reg | -500.00 | .00 | .00 | .00 | -500.00 | .00% |
| 6412-00.001-3-11015 | NN/Travel/CTE | -300.00 | .00 | .00 | .00 | -300.00 | .00% |
| 6412-00.001-3-23000 | Field | -100.00 | 51 | .00 | .00 | -100.00 | .00% |
| 6412-00.001-3-38000 | Meals/Travel/CCMR | -500.00 | .00 | 85.39 | .00 | -414.61 | 17.08% |

Fund 199 / 3 General Operating Fund

As of January

| | Budget | Encumbrance YTD | Expenditure YTD | Current Expenditure | Balance | Percent Realized |
|---|--------------------|--------------------|--------------------|------------------------|--------------------|---------------------|
| 6000 - Expenditures/Expense Object Co | | | | | | |
| 11 - Instruction | | | | | | |
| 6400 - Other Operating Costs | | | | | | |
| 6494-00.001-3-11000 Fuel/Field Trips/Reg | -300.00 | .00 | .00 | .00 | -300.00 | .00% |
| 6494-00.001-3-11015 NN/Fuel/CTE | -100.00 | .00 | .00 | .00 | -100.00 | .00% |
| 6494-00.001-3-38000 Fuel/CCMR | -300.00 | .00 | .00 | .00 | -300.00 | .00% |
| 6495-00.001-3-11033 Field Trip Fees | -300.00 | .00 | .00 | .00 | -300.00 | .00% |
| 6499-00.001-3-11000 Misc Costs/Fees/Field | -250.00 | .00 | .00 | .00 | -250.00 | .00% |
| 6499-00.001-3-22015 NN/Fees/CTE | -750.00 | .00 | .00 | .00 | -750.00 | .00% |
| 6499-00.001-3-30000 Misc Costs/After School | -100.00 | 100.00 | .00 | .00 | .00 | .00% |
| 6499-01.001-3-11000 TexQuest Participation Fee | -17.00 | .00 | 16.53 | 16.53 | -.47 | 97.24% |
| 6499-99.001-3-11000 TIA FEES | -4,000.00 | .00 | 4,000.00 | .00 | .00 | 100.00% |
| Sub Total 6400 | -7,517.00 | 100.00 | 4,101.92 | 16.53 | -3,315.08 | 54.57% |
| Total Function 11 Instruction | -916,096.00 | 15,168.26 | 322,847.24 | 67,072.40 | -578,080.50 | 35.24% |
| 12 - Inst. Resources/Media Services | | | | | | |
| 6300 - Supplies & Materials | | | | | | |
| 6329-01.001-3-11000 Library Books and Media | -500.00 | .00 | .00 | .00 | -500.00 | .00% |
| 6399-00.001-3-11000 Library Materials/Supplies | -1,500.00 | 389.18 | 593.12 | 85.09 | -517.70 | 39.54% |
| 6399-01.001-3-11000 Destiny Library Manager | -750.00 | .00 | .00 | .00 | -750.00 | .00% |
| Sub Total 6300 | -2,750.00 | 389.18 | 593.12 | 85.09 | -1,767.70 | 21.57% |
| Total Function 12 Inst. Resources/Media Services | -2,750.00 | 389.18 | 593.12 | 85.09 | -1,767.70 | 21.57% |
| 13 - Curriculum/Instructional PD | | | | | | |
| 6200 - Professional & Contracted Serv | | | | | | |
| 6237-00.001-3-11000 R.18 Prof Dev Svs/Reg | -300.00 | .00 | .00 | .00 | -300.00 | .00% |
| 6237-00.001-3-11032 R.18 Prof Dev/PK | -500.00 | .00 | .00 | .00 | -500.00 | .00% |
| 6237-00.001-3-30000 R.18 Prof Dev Svs/SCE | -1,000.00 | .00 | .00 | .00 | -1,000.00 | .00% |
| 6237-00.001-3-37000 R.18 Dyslexia/Prof Dev | -200.00 | .00 | .00 | .00 | -200.00 | .00% |
| 6239-01.001-3-11000 R.18 Required Training | -700.00 | .00 | 700.00 | .00 | .00 | 100.00% |
| 6239-02.001-3-11000 R.18 Prof Dev Record | -68.00 | .00 | 68.00 | .00 | .00 | 100.00% |
| Sub Total 6200 | -2,768.00 | .00 | 768.00 | .00 | -2,000.00 | 27.75% |
| 6300 - Supplies & Materials | | | | | | |
| 6399-00.001-3-30000 Materials/Prof Development | -500.00 | .00 | .00 | .00 | -500.00 | .00% |
| Sub Total 6300 | -500.00 | .00 | .00 | .00 | -500.00 | .00% |
| 6400 - Other Operating Costs | | | | | | |
| 6411-00.001-3-23000 Travel/Prof Dev/SpEd | -500.00 | .00 | .00 | .00 | -500.00 | .00% |
| 6411-00.001-3-30000 Prof Dev/Travel | -1,500.00 | .00 | .00 | .00 | -1,500.00 | .00% |
| 6499-01.001-3-11000 Certification Fee | -1,500.00 | .00 | .00 | .00 | -1,500.00 | .00% |
| 6499-02.001-3-30000 Misc Costs/Prof Development | -500.00 | .00 | .00 | .00 | -500.00 | .00% |
| Sub Total 6400 | -4,000.00 | .00 | .00 | .00 | -4,000.00 | .00% |
| Total Function 13 Curriculum/Instructional PD | -7,268.00 | .00 | 768.00 | .00 | -6,500.00 | 10.57% |
| 23 - School Leadership | | | | | | |
| 6100 - Payroll Costs | | | | | | |
| 6118-00.001-3-99000 Stipend/Masters | -3,000.00 | .00 | 1,250.00 | 250.00 | -1,750.00 | 41.67% |
| 6119-00.001-3-99000 Salary Principal/PT | -74,800.00 | .00 | 26,555.48 | 4,844.25 | -48,244.52 | 35.50% |
| 6129-00.001-3-99000 Salary/Princ Secretary | -15,537.00 | .00 | 6,517.51 | 1,303.50 | -9,019.49 | 41.95% |
| 6141-00.001-3-99000 Social Security/Medicare | -1,344.00 | .00 | 531.87 | 106.76 | -812.13 | 39.57% |
| 6142-00.001-3-99000 Group Health & Life | -7,815.00 | .00 | 1,071.38 | 221.88 | -6,743.62 | 13.71% |
| 6143-00.001-3-99000 Workers' Compensation | -406.00 | .00 | 143.03 | 25.82 | -262.97 | 35.23% |
| 6144-00.001-3-99000 TRS On-Behalf | -6,441.00 | .00 | 547.96 | .00 | -5,893.04 | 8.51% |

Fund 199 / 3 General Operating Fund

As of January

| | Budget | Encumbrance YTD | Expenditure YTD | Current Expenditure | Balance | Percent Realized |
|---|--------------------|-----------------|------------------|---------------------|-------------------|------------------|
| 6000 - Expenditures/Expense Object Co | | | | | | |
| 23 - School Leadership | | | | | | |
| 6100 - Payroll Costs | | | | | | |
| 6145-00.001-3-99000 Unemployment | -150.00 | .00 | .00 | .00 | -150.00 | .00% |
| 6146-00.001-3-99000 TRS/TRS Care/NonOASDI | -4,349.00 | .00 | 4,208.43 | 747.97 | -140.57 | 96.77% |
| Sub Total 6100 | -113,842.00 | .00 | 40,825.66 | 7,500.18 | -73,016.34 | 35.86% |
| 6200 - Professional & Contracted Serv | | | | | | |
| 6238-00.001-3-99000 TxCEE | -1,250.00 | .00 | 1,250.00 | .00 | .00 | 100.00% |
| 6269-01.001-3-99000 Rental/Postage Meter | -230.00 | 211.77 | 18.23 | .00 | .00 | 7.93% |
| Sub Total 6200 | -1,480.00 | 211.77 | 1,268.23 | .00 | .00 | 85.69% |
| 6300 - Supplies & Materials | | | | | | |
| 6399-00.001-3-99000 Campus Office Supplies | -1,500.00 | 426.55 | 626.61 | 32.43 | -446.84 | 41.77% |
| 6399-01.001-3-99000 Diplomas/Certificates | -250.00 | .00 | .00 | .00 | -250.00 | .00% |
| 6399-02.001-3-99000 Postage | -200.00 | 100.00 | 100.00 | .00 | .00 | 50.00% |
| 6399-30.001-3-99000 Paper/Copy Machine | -300.00 | 152.71 | 165.22 | .00 | 17.93 | 55.07% |
| Sub Total 6300 | -2,250.00 | 679.26 | 891.83 | 32.43 | -678.91 | 39.64% |
| 6400 - Other Operating Costs | | | | | | |
| 6411-00.001-3-99000 Hotel/Meals/Reg Fees/Prof | -1,500.00 | .00 | .00 | .00 | -1,500.00 | .00% |
| 6497-01.001-3-99000 ProgFee/PEPP/Inspire Reimb | -3,475.00 | .00 | 2,480.00 | 992.00 | -995.00 | 71.37% |
| 6497-02.001-3-99000 TExES 268 | -200.00 | .00 | .00 | .00 | -200.00 | .00% |
| 6497-03.001-3-99000 Perf Asst for School Leaders | -375.00 | .00 | .00 | .00 | -375.00 | .00% |
| 6497-04.001-3-99000 Standard Princ Cert App Fee | -78.00 | .00 | .00 | .00 | -78.00 | .00% |
| 6497-05.001-3-99000 Intern Princ Cert App Fee | -78.00 | .00 | .00 | .00 | -78.00 | .00% |
| Sub Total 6400 | -5,706.00 | .00 | 2,480.00 | 992.00 | -3,226.00 | 43.46% |
| Total Function 23 School Leadership | -123,278.00 | 891.03 | 45,465.72 | 8,524.61 | -76,921.25 | 36.88% |
| 31 - Guidance/Counseling/Evaluation | | | | | | |
| 6100 - Payroll Costs | | | | | | |
| 6118-01.001-3-99000 Testing Coordinator Stipend | -2,000.00 | .00 | 833.35 | 166.67 | -1,166.65 | 41.67% |
| 6118-02.001-3-99000 Coord/AAT/CCMR/ECHS | -1,500.00 | .00 | 1,500.00 | 500.00 | .00 | 100.00% |
| 6119-00.001-3-99000 AA/CCMR/ECHS | -2,081.00 | .00 | 2,080.81 | 767.17 | -.19 | 99.99% |
| 6119-01.001-3-99000 AAA/CCMR/ECHS | .00 | .00 | .00 | -909.00 | .00 | .00% |
| 6141-00.001-3-99000 Social Security/Medicare | -112.00 | .00 | 75.47 | 20.38 | -36.53 | 67.38% |
| 6142-00.001-3-99000 Group Health & Life | -300.00 | .00 | 299.71 | 87.19 | -.29 | 99.90% |
| 6143-00.001-3-99000 Workers' Compensation | -38.00 | .00 | 31.21 | 7.73 | -6.79 | 82.13% |
| 6144-00.001-3-99000 TRS On-Behalf | -715.00 | .00 | 252.78 | .00 | -462.22 | 35.35% |
| 6145-00.001-3-99000 Unemployment | -25.00 | .00 | .00 | .00 | -25.00 | .00% |
| 6146-00.001-3-99000 Teacher Retirement/TRS | -197.00 | .00 | 198.19 | 31.52 | 1.19 | 100.60% |
| Sub Total 6100 | -6,968.00 | .00 | 5,271.52 | 671.66 | -1,696.48 | 75.65% |
| 6200 - Professional & Contracted Serv | | | | | | |
| 6299-00.001-3-38000 CCMR/ECHS Consultant | -5,000.00 | 3,117.50 | 1,882.50 | 1,882.50 | .00 | 37.65% |
| Sub Total 6200 | -5,000.00 | 3,117.50 | 1,882.50 | 1,882.50 | .00 | 37.65% |
| 6300 - Supplies & Materials | | | | | | |
| 6339-00.001-3-99000 Testing | -50.00 | .00 | .00 | .00 | -50.00 | .00% |
| 6399-00.001-3-99000 Supplies/Materials | -419.00 | 200.00 | 210.07 | .00 | -8.93 | 50.14% |
| 6399-02.001-3-99000 Career/Motivational Materials | -400.00 | .00 | .00 | .00 | -400.00 | .00% |
| 6399-45.001-3-99000 STOP IT License | -27.00 | .00 | .00 | .00 | -27.00 | .00% |
| Sub Total 6300 | -896.00 | 200.00 | 210.07 | .00 | -485.93 | 23.45% |

Fund 199 / 3 General Operating Fund

| | Budget | Encumbrance YTD | Expenditure YTD | Current Expenditure | Balance | Percent Realized |
|---|-------------------|--------------------|--------------------|------------------------|-------------------|---------------------|
| 6000 - Expenditures/Expense Object Co | | | | | | |
| 31 - Guidance/Counseling/Evaluation | | | | | | |
| 6400 - Other Operating Costs | | | | | | |
| 6411-00.001-3-99000 Prof Dev Fees/Hotel/Meals | -100.00 | 111.00 | 25.57 | .00 | 36.57 | 25.57% |
| 6499-00.001-3-21000 GT Testing | -300.00 | .00 | .00 | .00 | -300.00 | .00% |
| 6499-00.001-3-99000 Testing Fees/ACT/SAT/TSI | -500.00 | .00 | .00 | .00 | -500.00 | .00% |
| 6499-01.001-3-99000 Testing Fees/CLEP | -150.00 | .00 | 79.90 | .00 | -70.10 | 53.27% |
| 6499-02.001-3-99000 Misc Operating Costs | -100.00 | .00 | .00 | .00 | -100.00 | .00% |
| 6499-03.001-3-38000 College Transcripts | -100.00 | .00 | .00 | .00 | -100.00 | .00% |
| Sub Total 6400 | -1,250.00 | 111.00 | 105.47 | .00 | -1,033.53 | 8.44% |
| Total Function 31 | -14,114.00 | 3,428.50 | 7,469.56 | 2,554.16 | -3,215.94 | 52.92% |
| 33 - Health Services | | | | | | |
| 6200 - Professional & Contracted Serv | | | | | | |
| 6219-00.001-3-99000 Cont Svs-Nurse | -2,000.00 | 1,565.28 | 434.72 | .00 | .00 | 21.74% |
| 6299-00.001-3-99000 CPR Certification | -300.00 | .00 | .00 | .00 | -300.00 | .00% |
| 6299-01.001-3-99000 AED/Services | -1,100.00 | .00 | .00 | .00 | -1,100.00 | .00% |
| Sub Total 6200 | -3,400.00 | 1,565.28 | 434.72 | .00 | -1,400.00 | 12.79% |
| 6300 - Supplies & Materials | | | | | | |
| 6399-00.001-3-99000 Health Services Supplies | -300.00 | 39.12 | .00 | .00 | -260.88 | .00% |
| 6399-01.001-3-99000 AED Supplies | -2,000.00 | .00 | .00 | .00 | -2,000.00 | .00% |
| Sub Total 6300 | -2,300.00 | 39.12 | .00 | .00 | -2,260.88 | .00% |
| Total Function 33 Health Services | -5,700.00 | 1,604.40 | 434.72 | .00 | -3,660.88 | 7.63% |
| 34 - Student Transportation | | | | | | |
| 6200 - Professional & Contracted Serv | | | | | | |
| 6249-00.999-3-99000 Maintenance/Repairs/Vehicle | -1,000.00 | 348.15 | 146.99 | .00 | -504.86 | 14.70% |
| 6299-00.999-3-99000 Alcohol/Drug Screening | -1,500.00 | .00 | .00 | .00 | -1,500.00 | .00% |
| Sub Total 6200 | -2,500.00 | 348.15 | 146.99 | .00 | -2,004.86 | 5.88% |
| 6300 - Supplies & Materials | | | | | | |
| 6311-00.999-3-99000 Gasoline/Diesel Fuel | -5,000.00 | 3,250.00 | 1,750.00 | .00 | .00 | 35.00% |
| 6311-01.999-3-99000 Fuel/Staff/Retention | -15,000.00 | .00 | .00 | .00 | -15,000.00 | .00% |
| 6319-00.999-3-99000 Tires | -1,500.00 | .00 | .00 | .00 | -1,500.00 | .00% |
| 6319-01.999-3-99000 Supplies/Vehicles | -1,000.00 | 562.46 | 109.54 | 59.95 | -328.00 | 10.95% |
| 6398-00.001-3-99000 Battery Charger | .00 | .00 | .00 | .00 | .00 | .00% |
| Sub Total 6300 | -22,500.00 | 3,812.46 | 1,859.54 | 59.95 | -16,828.00 | 8.26% |
| 6400 - Other Operating Costs | | | | | | |
| 6429-00.999-3-99000 Vehicle Insurance | -2,024.00 | .00 | 2,023.00 | .00 | -1.00 | 99.95% |
| 6499-00.999-3-99000 Private | -1,000.00 | 500.00 | .00 | .00 | -500.00 | .00% |
| 6499-02.999-3-99000 Driver Training | -500.00 | .00 | .00 | .00 | -500.00 | .00% |
| 6499-03.999-3-99000 Driver Physicals | -1,000.00 | .00 | 330.00 | .00 | -670.00 | 33.00% |
| 6499-04.999-3-99000 Vehicle Registration | -300.00 | .00 | 14.50 | .00 | -285.50 | 4.83% |
| Sub Total 6400 | -4,824.00 | 500.00 | 2,367.50 | .00 | -1,956.50 | 49.08% |
| Total Function 34 Student Transportation | -29,824.00 | 4,660.61 | 4,374.03 | 59.95 | -20,789.36 | 14.67% |
| 36 - Extracurricular Activities | | | | | | |
| 6100 - Payroll Costs | | | | | | |
| 6118-00.001-3-91000 Stipend/Athletic Director | -3,000.00 | .00 | .00 | .00 | -3,000.00 | .00% |
| 6118-00.001-3-99017 Stipend/UIIL Director/MES | -250.00 | .00 | 250.00 | .00 | .00 | 100.00% |
| 6118-01.001-3-91050 Stipend/Basketball/JHB | -1,500.00 | 54 | 625.00 | 125.00 | -875.00 | 41.67% |
| 6118-01.001-3-91051 Stipend/Basketball/JHG | -3,500.00 | .00 | 1,458.35 | 291.67 | -2,041.65 | 41.67% |

Fund 199 / 3 General Operating Fund

As of January

| | | Budget | Encumbrance YTD | Expenditure YTD | Current Expenditure | Balance | Percent Realized |
|---------------------------------------|--------------------------------|-------------------|--------------------|--------------------|------------------------|-------------------|---------------------|
| 6000 - Expenditures/Expense Object Co | | | | | | | |
| 36 - Extracurricular Activities | | | | | | | |
| 6100 - Payroll Costs | | | | | | | |
| 6118-01.001-3-99017 | Stipend/UIIL Director/MHS | -250.00 | .00 | .00 | .00 | -250.00 | .00% |
| 6118-02.001-3-91000 | Stipend/Basketball/Varsity | -2,000.00 | .00 | .00 | -333.34 | -2,000.00 | .00% |
| 6118-02.001-3-99017 | Stipend/UIIL Director/MJH | -250.00 | .00 | 250.00 | .00 | .00 | 100.00% |
| 6118-03.001-3-91000 | Stipend/Cross Country | -2,000.00 | .00 | 833.35 | 166.67 | -1,166.65 | 41.67% |
| 6118-04.001-3-91000 | Stipend/Tennis/JH/HS | -2,000.00 | .00 | 833.35 | 166.67 | -1,166.65 | 41.67% |
| 6118-04.001-3-99017 | Stipend/UIIL/Individual Events | -3,500.00 | .00 | 3,325.00 | .00 | -175.00 | 95.00% |
| 6118-05.001-3-91000 | Stipend/Track/JH/HS | -3,000.00 | .00 | 1,250.00 | 250.00 | -1,750.00 | 41.67% |
| 6118-06.001-3-91000 | Stipend/Volleyball/JH | -1,500.00 | .00 | 625.00 | 125.00 | -875.00 | 41.67% |
| 6118-06.001-3-91051 | Stipend/Volleyball/HS | -1,500.00 | .00 | 625.00 | 125.00 | -875.00 | 41.67% |
| 6118-07.001-3-91000 | XDuty/10 Summer Days | .00 | .00 | 1,250.00 | 250.00 | 1,250.00 | .00% |
| 6118-08.001-3-91000 | Stipend/Golf | -1,500.00 | .00 | 625.00 | 125.00 | -875.00 | 41.67% |
| 6125-00.001-3-38000 | Driver/ECHS/DC | -250.00 | .00 | .00 | .00 | -250.00 | .00% |
| 6128-00.001-3-91000 | Driver/Athletics | -250.00 | .00 | .00 | .00 | -250.00 | .00% |
| 6128-00.001-3-99017 | Driver/UIIL | -250.00 | .00 | .00 | .00 | -250.00 | .00% |
| 6141-00.001-3-91000 | Social Security/Medicare | -312.00 | .00 | 122.59 | 23.55 | -189.41 | 39.29% |
| 6141-00.001-3-99000 | Social Security/Medicare | .00 | .00 | 52.67 | .00 | 52.67 | .00% |
| 6143-00.001-3-91000 | Workers' Compensation | -105.00 | .00 | 41.22 | 7.92 | -63.78 | 39.26% |
| 6143-00.001-3-99000 | Workers' Compensation | .00 | .00 | 18.64 | .00 | 18.64 | .00% |
| 6144-00.001-3-91000 | TRS On Behalf | -1,481.00 | .00 | 344.00 | .00 | -1,137.00 | 23.23% |
| 6144-00.001-3-99000 | TRS ON-BEHALF BENEFIT | .00 | .00 | 235.15 | .00 | 235.15 | .00% |
| 6145-00.001-3-91000 | Unemployment | -100.00 | .00 | .00 | .00 | -100.00 | .00% |
| 6145-00.001-3-99000 | Unemployment | -75.00 | .00 | .00 | .00 | -75.00 | .00% |
| 6146-00.001-3-91000 | Teacher Retirement/TRS | -942.00 | .00 | 307.27 | 57.31 | -634.73 | 32.62% |
| 6146-00.001-3-99000 | Teacher Retirement/TRS | .00 | .00 | 220.73 | .00 | 220.73 | .00% |
| Sub Total 6100 | | -29,515.00 | .00 | 13,292.32 | 1,380.45 | -16,222.68 | 45.04% |
| 6200 - Professional & Contracted Serv | | | | | | | |
| 6249-00.001-3-91000 | Scoreboard Repairs | -1,000.00 | .00 | .00 | .00 | -1,000.00 | .00% |
| 6294-00.001-3-91000 | Athletic Officials | -4,000.00 | .00 | 4,271.79 | 2,144.17 | 271.79 | 106.79% |
| 6299-00.001-3-91000 | Scorebooks | -300.00 | .00 | .00 | .00 | -300.00 | .00% |
| Sub Total 6200 | | -5,300.00 | .00 | 4,271.79 | 2,144.17 | -1,028.21 | 80.60% |
| 6300 - Supplies & Materials | | | | | | | |
| 6397-02.001-3-91000 | Coaching Apparel | -400.00 | .00 | .00 | .00 | -400.00 | .00% |
| 6397-31.001-3-91000 | Uniforms/Basketball/B&G | -2,000.00 | .00 | 510.00 | 210.00 | -1,490.00 | 25.50% |
| 6397-32.001-3-91000 | Uniforms/Track | -2,000.00 | .00 | .00 | .00 | -2,000.00 | .00% |
| 6397-35.001-3-91000 | Uniforms/Cross Cntry/B&G | -600.00 | .00 | .00 | .00 | -600.00 | .00% |
| 6397-36.001-3-91000 | Uniforms/Tennis/B&G | -600.00 | .00 | .00 | .00 | -600.00 | .00% |
| 6397-37.001-3-91000 | Uniforms/Volleyball | -1,000.00 | .00 | .00 | .00 | -1,000.00 | .00% |
| 6397-38.001-3-91000 | Uniforms/Golf | -600.00 | .00 | .00 | .00 | -600.00 | .00% |
| 6398-37.001-3-91000 | VB Equipment | -600.00 | .00 | .00 | .00 | -600.00 | .00% |
| 6399-00.001-3-91000 | Materials/Athletics Program | -1,200.00 | 605.00 | .00 | .00 | -595.00 | .00% |
| 6399-01.001-3-91000 | Medical Supplies | -400.00 | .00 | .00 | .00 | -400.00 | .00% |
| 6399-01.001-3-99017 | Supplies/UIIL | -500.00 | 478.08 | 41.00 | .00 | 19.08 | 8.20% |
| 6399-03.001-3-99013 | Materials/NHS | -150.00 | .00 | .00 | .00 | -150.00 | .00% |
| 6399-31.001-3-91000 | Supplies/Basketball | -1,000.00 | .00 | 570.99 | 570.99 | -429.01 | 57.10% |
| 6399-32.001-3-91000 | Supplies/Track | -2,000.00 | .00 | .00 | .00 | -2,000.00 | .00% |
| 6399-34.001-3-91000 | Materials/Homecoming/Motiv | -250.00 | .00 | .00 | .00 | -250.00 | .00% |
| 6399-35.001-3-91000 | Supplies/Cross Country | -300.00 | .00 | .00 | .00 | -300.00 | .00% |

Fund 199 / 3 General Operating Fund

| | Budget | Encumbrance YTD | Expenditure YTD | Current Expenditure | Balance | Percent Realized |
|---|-------------------|--------------------|--------------------|------------------------|-------------------|---------------------|
| 6000 - Expenditures/Expense Object Co | | | | | | |
| 36 - Extracurricular Activities | | | | | | |
| 6300 - Supplies & Materials | | | | | | |
| 6399-36.001-3-91000 Supplies/Tennis | -1,000.00 | .00 | .00 | .00 | -1,000.00 | .00% |
| 6399-37.001-3-91000 Supplies/Volleyball | -300.00 | .00 | 206.00 | .00 | -94.00 | 68.67% |
| 6399-38.001-3-91000 Supplies/Golf Bags | -500.00 | 500.00 | .00 | .00 | .00 | .00% |
| 6399-38.001-3-91001 Supplies/Golf Clubs/Sets | -500.00 | 490.00 | .00 | .00 | -10.00 | .00% |
| 6399-38.001-3-91002 Supplies/Golf balls, kits, tow | -500.00 | .00 | .00 | .00 | -500.00 | .00% |
| Sub Total 6300 | -16,400.00 | 2,073.08 | 1,327.99 | 780.99 | -12,998.93 | 8.10% |
| 6400 - Other Operating Costs | | | | | | |
| 6411-00.001-3-91000 Coach Travel/Meetings/PD | -1,500.00 | .00 | .00 | .00 | -1,500.00 | .00% |
| 6412-00.001-3-91024 JR/THSC Assn | -500.00 | .00 | .00 | .00 | -500.00 | .00% |
| 6412-00.001-3-99008 Travel/Science Fair | -300.00 | .00 | .00 | .00 | -300.00 | .00% |
| 6412-01.001-3-99017 Travel/UIIL | -500.00 | 176.00 | 104.00 | 104.00 | -220.00 | 20.80% |
| 6412-03.001-3-99000 Travel/NHS | -200.00 | .00 | .00 | .00 | -200.00 | .00% |
| 6412-05.001-3-99000 Travel/History Fair | -6,000.00 | .00 | .00 | .00 | -6,000.00 | .00% |
| 6412-31.001-3-91000 Travel/Basketball | -3,000.00 | 1,979.44 | 2,106.29 | 2,106.29 | 1,085.73 | 70.21% |
| 6412-32.001-3-91000 Travel/Track | -3,300.00 | .00 | .00 | .00 | -3,300.00 | .00% |
| 6412-35.001-3-91000 Travel/Cross Country | -1,600.00 | 666.91 | 900.68 | .00 | -32.41 | 56.29% |
| 6412-36.001-3-91000 Travel/Tennis | -2,000.00 | .00 | .00 | .00 | -2,000.00 | .00% |
| 6412-37.001-3-91000 Travel/Volleyball | -2,050.00 | 166.41 | 1,876.53 | .00 | -7.06 | 91.54% |
| 6412-38.001-3-91000 Travel /Golf | -1,600.00 | .00 | .00 | .00 | -1,600.00 | .00% |
| 6429-00.001-3-91000 Athletic Insurance | -1,500.00 | .00 | 1,500.00 | .00 | .00 | 100.00% |
| 6494-00.001-3-91000 Fuel/Athletics | -1,500.00 | 100.00 | 460.94 | 184.59 | -939.06 | 30.73% |
| 6494-01.001-3-99006 History Fair Fuel | -500.00 | .00 | .00 | .00 | -500.00 | .00% |
| 6494-02.001-3-99000 Fuel/Science Fair | -100.00 | .00 | .00 | .00 | -100.00 | .00% |
| 6494-03.001-3-99000 Fuel/NHS TRAVEL | -100.00 | .00 | .00 | .00 | -100.00 | .00% |
| 6494-04.001-3-99017 Fuel/UIIL Competition | -300.00 | .00 | .00 | .00 | -300.00 | .00% |
| 6495-00.001-3-99006 History Fair Fees | -700.00 | .00 | .00 | .00 | -700.00 | .00% |
| 6495-10.001-3-91000 Dues/Coach | -150.00 | .00 | .00 | .00 | -150.00 | .00% |
| 6497-00.001-3-91000 Athletic Banners | .00 | .00 | .00 | .00 | .00 | .00% |
| 6497-00.001-3-99000 Letter Jackets/Student | -300.00 | .00 | .00 | .00 | -300.00 | .00% |
| 6499-00.001-3-91000 Misc Costs/EOY Awards | -1,300.00 | .00 | .00 | .00 | -1,300.00 | .00% |
| 6499-00.001-3-99000 Misc Costs/Student Programs | -500.00 | .00 | .00 | .00 | -500.00 | .00% |
| 6499-01.001-3-99017 Fees/District Chair | -6,000.00 | .00 | .00 | .00 | -6,000.00 | .00% |
| 6499-02.001-3-99013 Misc Costs & Fees/NHS | -400.00 | .00 | 210.04 | .00 | -189.96 | 52.51% |
| 6499-02.001-3-99017 Fees/UIIL Conference 1A | -2,500.00 | .00 | 2,500.00 | .00 | .00 | 100.00% |
| 6499-31.001-3-91000 Fees/Basketball | -600.00 | .00 | 61.85 | 61.85 | -538.15 | 10.31% |
| 6499-32.001-3-91000 Fees/Track | -500.00 | .00 | .00 | .00 | -500.00 | .00% |
| 6499-35.001-3-91000 Fees/Cross Country | -100.00 | .00 | 96.41 | .00 | -3.59 | 96.41% |
| 6499-36.001-3-91000 Fees/Tennis | -500.00 | .00 | .00 | .00 | -500.00 | .00% |
| 6499-37.001-3-91000 Fees/Volleyball | -1,250.00 | .00 | 1,209.85 | 457.44 | -40.15 | 96.79% |
| 6499-38.001-3-91000 Fees/Golf Greens | -1,000.00 | .00 | .00 | .00 | -1,000.00 | .00% |
| Sub Total 6400 | -42,350.00 | 3,088.76 | 11,026.59 | 2,914.17 | -28,234.65 | 26.04% |
| Total Function 36 Extracurricular Activities | -93,565.00 | 5,161.84 | 29,918.69 | 7,219.78 | -58,484.47 | 31.98% |
| 41 - General Administration | | | | | | |

Fund 199 / 3 General Operating Fund

| | Budget | Encumbrance YTD | Expenditure YTD | Current Expenditure | Balance | Percent Realized |
|---|--------------------|--------------------|--------------------|------------------------|-------------------|---------------------|
| 6000 - Expenditures/Expense Object Co | | | | | | |
| 41 - General Administration | | | | | | |
| 6100 - Payroll Costs | | | | | | |
| 6117-00.701-3-99000 Retention Pay | .00 | .00 | 500.00 | .00 | 500.00 | .00% |
| 6117-00.750-3-99000 Retention Pay | .00 | .00 | 500.00 | .00 | 500.00 | .00% |
| 6118-00.701-3-99000 Stipend/RMO | -2,500.00 | .00 | 1,250.00 | 250.00 | -1,250.00 | 50.00% |
| 6118-01.701-3-99000 Stipend/DRSM | -2,500.00 | .00 | 1,250.00 | 250.00 | -1,250.00 | 50.00% |
| 6119-00.701-3-99000 Salary/Superintendent | -55,250.00 | .00 | 24,307.75 | 4,269.25 | -30,942.25 | 44.00% |
| 6119-00.750-3-99000 Salary/Business Manager | -56,301.00 | .00 | 23,458.70 | 4,691.74 | -32,842.30 | 41.67% |
| 6122-00.701-3-99000 Substitute/Office | -250.00 | .00 | .00 | .00 | -250.00 | .00% |
| 6127-00.701-3-99000 Retention Pay | .00 | .00 | 500.00 | .00 | 500.00 | .00% |
| 6129-00.701-3-99000 Salary/Supt Secretary | -15,536.00 | .00 | 6,541.34 | 1,303.54 | -8,994.66 | 42.10% |
| 6141-00.701-3-99000 Social Security/Medicare | -1,091.00 | .00 | 496.51 | 87.75 | -594.49 | 45.51% |
| 6141-00.750-3-99000 Social Security/Medicare | -813.00 | .00 | 345.80 | 67.71 | -467.20 | 42.53% |
| 6142-00.701-3-99000 Group Health & Life | -5,695.00 | .00 | 781.58 | 163.92 | -4,913.42 | 13.72% |
| 6142-00.750-3-99000 Group Health & Life | -4,983.00 | .00 | 1,690.55 | 338.11 | -3,292.45 | 33.93% |
| 6143-00.701-3-99000 Workers' Compensation | -321.00 | .00 | 126.04 | 18.85 | -194.96 | 39.26% |
| 6143-00.750-3-99000 Workers' Compensation | -274.00 | .00 | 116.69 | 22.85 | -157.31 | 42.59% |
| 6144-00.701-3-99000 TRS On Behalf | -5,123.00 | .00 | 471.78 | .00 | -4,651.22 | 9.21% |
| 6144-00.750-3-99000 TRS On Behalf | -4,434.00 | .00 | 1,032.48 | .00 | -3,401.52 | 23.29% |
| 6145-00.701-3-99000 Unemployment | -125.00 | .00 | .00 | .00 | -125.00 | .00% |
| 6145-00.750-3-99000 Unemployment | -125.00 | .00 | .00 | .00 | -125.00 | .00% |
| 6146-00.701-3-99000 TRS/TRS Care/NOASDI | -3,297.00 | .00 | 4,138.03 | 733.20 | 841.03 | 125.51% |
| 6146-00.750-3-99000 TRS/TRS Care/NOASDI | -2,084.00 | .00 | 957.80 | 191.56 | -1,126.20 | 45.96% |
| Sub Total 6100 | -160,702.00 | .00 | 68,465.05 | 12,388.48 | -92,236.95 | 42.60% |
| 6200 - Professional & Contracted Serv | | | | | | |
| 6211-00.702-3-99000 Legal Services/Board | -10,000.00 | .00 | 10,169.00 | 7,494.00 | 169.00 | 101.69% |
| 6212-00.750-3-99000 Financial Audit | -22,000.00 | .00 | 21,090.99 | 7,973.79 | -909.01 | 95.87% |
| 6212-01.750-3-99000 Property Tax Audit | -1,000.00 | .00 | .00 | .00 | -1,000.00 | .00% |
| 6213-00.703-3-99000 Tax Collection Fees | -23,000.00 | 16,084.00 | 5,361.00 | 5,361.00 | -1,555.00 | 23.31% |
| 6214-00.701-3-99000 Advocacy/Lobbying Costs | -25.00 | .00 | .00 | .00 | -25.00 | .00% |
| 6237-00.702-3-99000 R.18 Board Training | -1,500.00 | .00 | .00 | .00 | -1,500.00 | .00% |
| 6238-00.001-3-99000 TxCEE | -1,250.00 | .00 | 1,250.00 | .00 | .00 | 100.00% |
| 6238-00.701-3-99000 N/A R.18/TEEMS | .00 | .00 | .00 | .00 | .00 | .00% |
| 6238-01.701-3-99000 R.18 Job Applicant Tracking | -650.00 | .00 | 650.00 | .00 | .00 | 100.00% |
| 6239-02.750-3-99000 R.18 Purchasing Cooperative | -450.00 | .00 | 450.00 | .00 | .00 | 100.00% |
| 6239-04.701-3-99000 R.18 Cont Svs/Approved | -200.00 | .00 | 200.00 | .00 | .00 | 100.00% |
| 6239-04.750-3-99000 R.18 School Finance | -1,750.00 | .00 | 1,750.00 | .00 | .00 | 100.00% |
| 6239-05.701-3-99000 R.12 E-RATE Services | -1,500.00 | .00 | 1,190.43 | .00 | -309.57 | 79.36% |
| 6239-06.701-3-99000 R.12 E-RATE Works | -500.00 | .00 | .00 | .00 | -500.00 | .00% |
| 6269-00.701-3-99000 Copier Rental/Supt Office | -850.00 | 580.50 | 269.50 | 53.90 | .00 | 31.71% |
| 6269-00.750-3-99000 Copier Rental/Bus Office | -850.00 | 580.50 | 269.50 | 53.90 | .00 | 31.71% |
| 6269-01.701-3-99000 Postage Meter/Supt Office | -250.00 | 230.63 | 19.37 | .00 | .00 | 7.75% |
| 6269-01.750-3-99000 Postage Meter/Bus Office | -250.00 | 230.63 | 19.37 | .00 | .00 | 7.75% |
| 6299-00.750-3-99000 BSWIFT/ACA Reporting | -1,650.00 | .00 | 1,649.48 | 1,649.48 | -.52 | 99.97% |
| Sub Total 6200 | -67,675.00 | 17,706.26 | 44,338.64 | 22,586.07 | -5,630.10 | 65.52% |
| 6300 - Supplies & Materials | | | | | | |
| 6398-00.701-3-99000 Technology/Superintendent | -1,500.00 | .00 | .00 | .00 | -1,500.00 | .00% |
| 6398-01.701-3-99000 Furniture | -3,000.00 | 57 | .00 | .00 | -3,000.00 | .00% |
| 6399-00.701-3-99000 Supplies/Materials/Supt | -1,000.00 | 426.55 | 146.47 | 88.25 | -426.98 | 14.65% |

Fund 199 / 3 General Operating Fund

As of January

| | | Budget | Encumbrance YTD | Expenditure YTD | Current Expenditure | Balance | Percent Realized |
|---|------------------------------|--------------------|--------------------|--------------------|------------------------|--------------------|---------------------|
| 6000 - Expenditures/Expense Object Co | | | | | | | |
| 41 - General Administration | | | | | | | |
| 6300 - Supplies & Materials | | | | | | | |
| 6399-00.750-3-99000 | Supplies/Materials/Business | -2,500.00 | 240.82 | 1,755.48 | 78.44 | -503.70 | 70.22% |
| 6399-02.701-3-99000 | Postage | -500.00 | 300.00 | 200.00 | .00 | .00 | 40.00% |
| 6399-02.750-3-99000 | Postage | -750.00 | 550.00 | 200.00 | .00 | .00 | 26.67% |
| 6399-30.701-3-99000 | Paper/Copy Machine | -250.00 | 152.71 | 165.22 | .00 | 67.93 | 66.09% |
| 6399-30.750-3-99000 | Paper/Copy Machine | -250.00 | 152.71 | 165.04 | .00 | 67.75 | 66.02% |
| Sub Total 6300 | | -9,750.00 | 1,822.79 | 2,632.21 | 166.69 | -5,295.00 | 27.00% |
| 6400 - Other Operating Costs | | | | | | | |
| 6411-00.701-3-99000 | Travel Costs/Supt | -2,500.00 | 840.70 | 930.36 | .00 | -728.94 | 37.21% |
| 6411-00.750-3-99000 | Travel Costs/Business Office | -2,500.00 | .00 | 340.00 | 340.00 | -2,160.00 | 13.60% |
| 6419-00.702-3-99000 | Travel/Board | -10,000.00 | .00 | 485.00 | 485.00 | -9,515.00 | 4.85% |
| 6429-00.701-3-99000 | TASB Liability Insurance | -3,500.00 | .00 | 3,500.00 | .00 | .00 | 100.00% |
| 6439-00.702-3-99000 | Election Costs | -3,000.00 | .00 | 727.03 | .00 | -2,272.97 | 24.23% |
| 6491-00.701-3-99000 | Legally Req Pub Not/Supt | -500.00 | 150.00 | .00 | .00 | -350.00 | .00% |
| 6491-00.750-3-99000 | Legally Req Pub | -2,000.00 | 300.00 | 150.00 | .00 | -1,550.00 | 7.50% |
| 6495-00.701-3-99000 | Dues/Superintendent | -500.00 | .00 | .00 | .00 | -500.00 | .00% |
| 6495-00.750-3-99000 | TASBO Membership | -200.00 | .00 | .00 | .00 | -200.00 | .00% |
| 6495-01.701-3-99000 | TASB Membership & Leg Ass | -1,000.00 | .00 | 800.00 | 800.00 | -200.00 | 80.00% |
| 6499-00.701-3-99000 | Misc Costs/Supt | -1,200.00 | 48.99 | .00 | .00 | -1,151.01 | .00% |
| 6499-00.702-3-99000 | Misc Board Costs | -1,500.00 | .00 | .00 | .00 | -1,500.00 | .00% |
| 6499-00.750-3-99000 | Misc Costs/Business Offices | -3,450.00 | .00 | 47.23 | .00 | -3,402.77 | 1.37% |
| 6499-01.702-3-99000 | TASB Policy Updates | -3,000.00 | .00 | .00 | .00 | -3,000.00 | .00% |
| 6499-01.750-3-99000 | Texas SmartBuy Membership | -100.00 | .00 | .00 | .00 | -100.00 | .00% |
| 6499-02.702-3-99000 | TASB Policy Online Support | -1,200.00 | .00 | 1,000.00 | .00 | -200.00 | 83.33% |
| 6499-03.701-3-99000 | TASB HR Services | -1,000.00 | .00 | 945.00 | .00 | -55.00 | 94.50% |
| 6499-04.701-3-99000 | Fee/Background | -100.00 | 16.00 | 9.00 | .00 | -75.00 | 9.00% |
| 6499-04.702-3-99000 | TASB Policy Services | -1,000.00 | .00 | 875.00 | .00 | -125.00 | 87.50% |
| 6499-05.702-3-99000 | TASB Board Book | -1,500.00 | .00 | 1,500.00 | .00 | .00 | 100.00% |
| Sub Total 6400 | | -39,750.00 | 1,355.69 | 11,308.62 | 1,625.00 | -27,085.69 | 28.45% |
| Total Function 41 General Administration | | -277,877.00 | 20,884.74 | 126,744.52 | 36,766.24 | -130,247.74 | 45.61% |
| 51 - Facilities Maintenance & Opera | | | | | | | |
| 6100 - Payroll Costs | | | | | | | |
| 6119-00.001-3-99000 | Facilities Administrator | -6,545.00 | .00 | 2,112.90 | 554.58 | -4,432.10 | 32.28% |
| 6127-00.999-3-99000 | Retention Pay | -2,000.00 | .00 | 1,000.00 | .00 | -1,000.00 | 50.00% |
| 6129-00.001-3-99000 | Salary/Facilities | -59,700.00 | .00 | 24,135.25 | 5,100.00 | -35,564.75 | 40.43% |
| 6129-01.001-3-99000 | Salary/Custodial | .00 | .00 | .00 | .00 | .00 | .00% |
| 6129-02.001-3-99000 | Custodial/Extra Duties | .00 | .00 | .00 | .00 | .00 | .00% |
| 6141-00.001-3-99000 | Social Security/Medicare | -2,815.00 | .00 | 408.00 | 81.89 | -2,407.00 | 14.49% |
| 6141-00.999-3-99000 | Social Security/Medicare | .00 | .00 | 14.50 | .00 | 14.50 | .00% |
| 6142-00.001-3-99000 | Group Health & Life | -13,013.00 | .00 | 4,612.83 | 1,019.17 | -8,400.17 | 35.45% |
| 6143-00.001-3-99000 | Workers' Compensation | -1,250.00 | .00 | 862.63 | 187.35 | -387.37 | 69.01% |
| 6143-00.999-3-99000 | Workers' Compensation | .00 | .00 | 36.10 | .00 | 36.10 | .00% |
| 6144-00.001-3-99000 | TRS On Behalf | -5,461.00 | .00 | 509.64 | .00 | -4,951.36 | 9.33% |
| 6145-00.001-3-99000 | Unemployment | -150.00 | .00 | .00 | .00 | -150.00 | .00% |
| 6146-00.001-3-99000 | TRS/TRS Care/NOASDI | -2,341.00 | .00 | 1,915.62 | 148.57 | -425.38 | 81.83% |
| Sub Total 6100 | | -93,275.00 | .00 | 35,607.47 | 7,091.56 | -57,667.53 | 38.17% |

Fund 199 / 3 General Operating Fund

| | Budget | Encumbrance YTD | Expenditure YTD | Current Expenditure | Balance | Percent Realized |
|---|--------------------|------------------|------------------|---------------------|-------------------|------------------|
| 6000 - Expenditures/Expense Object Co | | | | | | |
| 51 - Facilities Maintenance & Opera | | | | | | |
| 6200 - Professional & Contracted Serv | | | | | | |
| 6249-00.999-3-99000 Contracted | -6,000.00 | 1,457.60 | 942.40 | .00 | -3,600.00 | 15.71% |
| 6249-01.999-3-99000 Pest Management Control | -1,000.00 | .00 | .00 | .00 | -1,000.00 | .00% |
| 6249-05.999-3-99000 Repairs/Fire Alarm System | -500.00 | .00 | .00 | .00 | -500.00 | .00% |
| 6258-00.999-3-99000 VOIP/Internet | -6,500.00 | 4,533.76 | 2,847.16 | 594.52 | 880.92 | 43.80% |
| 6258-01.999-3-99000 Alert/Paging System | -1,000.00 | 3,000.00 | .00 | .00 | 2,000.00 | .00% |
| 6259-01.999-3-99000 Water | -7,000.00 | 4,424.78 | 2,575.22 | 1,113.04 | .00 | 36.79% |
| 6259-02.999-3-99000 Phone/Fax/Dish | -1,750.00 | 340.20 | 59.80 | 24.00 | -1,350.00 | 3.42% |
| 6259-03.999-3-99000 Electricity | -15,000.00 | 10,470.12 | 4,529.88 | 1,102.86 | .00 | 30.20% |
| 6259-04.999-3-99000 Heat/Propane | -15,000.00 | 3,041.90 | 11,958.10 | 5,357.88 | .00 | 79.72% |
| 6259-05.999-3-99000 Waste Disposal | -3,500.00 | 2,450.04 | 1,049.96 | 256.67 | .00 | 30.00% |
| 6269-00.999-3-99000 Rental/Electricity Poles | -50.00 | .00 | 35.55 | 35.55 | -14.45 | 71.10% |
| 6299-00.999-3-99000 TASB Facilities | -1,100.00 | .00 | 1,100.00 | .00 | .00 | 100.00% |
| 6299-02.999-3-99000 Annual Fire Alarm Inspection | -800.00 | .00 | .00 | .00 | -800.00 | .00% |
| 6299-03.999-3-99000 Annual Fire Extinguisher | -650.00 | .00 | .00 | .00 | -650.00 | .00% |
| Sub Total 6200 | -59,850.00 | 29,718.40 | 25,098.07 | 8,484.52 | -5,033.53 | 41.93% |
| 6300 - Supplies & Materials | | | | | | |
| 6317-00.999-3-99000 Supplies/Custodial | -5,000.00 | 159.32 | 2,523.30 | 453.75 | -2,317.38 | 50.47% |
| 6318-00.999-3-99000 Supplies/Grounds | -1,100.00 | 403.03 | 361.96 | .00 | -335.01 | 32.91% |
| 6319-00.999-3-99000 Paint | -1,500.00 | 760.33 | 757.93 | 120.03 | 18.26 | 50.53% |
| 6319-01.999-3-99000 Supplies/Facilities Maint | -7,000.00 | 3,575.10 | 4,008.48 | 1,700.23 | 583.58 | 57.26% |
| 6398-00.999-3-99000 Equipment/Grounds | -250.00 | .00 | 194.50 | .00 | -55.50 | 77.80% |
| 6398-01.999-3-91000 Sand/Track Area | -500.00 | .00 | .00 | .00 | -500.00 | .00% |
| 6398-01.999-3-99000 Equipment/Facilities | -250.00 | .00 | 194.50 | .00 | -55.50 | 77.80% |
| 6398-02.999-3-99000 Teacherage/Furnishings | .00 | 4,000.00 | .00 | .00 | 4,000.00 | .00% |
| Sub Total 6300 | -15,600.00 | 8,897.78 | 8,040.67 | 2,274.01 | 1,338.45 | 51.54% |
| 6400 - Other Operating Costs | | | | | | |
| 6411-01.999-3-99000 Travel/IPM Training | -250.00 | .00 | .00 | .00 | -250.00 | .00% |
| 6429-00.999-3-99000 Insurance/Property | -18,661.00 | .00 | 18,661.00 | .00 | .00 | 100.00% |
| 6499-00.999-3-99000 Miscellaneous Costs | -100.00 | .00 | .00 | .00 | -100.00 | .00% |
| Sub Total 6400 | -19,011.00 | .00 | 18,661.00 | .00 | -350.00 | 98.16% |
| Total Function 51 Facilities Maintenance & Opera | -187,736.00 | 38,616.18 | 87,407.21 | 17,850.09 | -61,712.61 | 46.56% |
| 52 - Security & Monitoring Services | | | | | | |
| 6200 - Professional & Contracted Serv | | | | | | |
| 6239-07.001-3-99000 R.18 School Safety | -1,320.00 | .00 | 1,320.00 | .00 | .00 | 100.00% |
| 6249-00.001-3-99000 Repairs/Security | -380.00 | .00 | 139.00 | 139.00 | -241.00 | 36.58% |
| 6249-00.999-3-99000 Contr Maint & | -500.00 | .00 | .00 | .00 | -500.00 | .00% |
| Sub Total 6200 | -2,200.00 | .00 | 1,459.00 | 139.00 | -741.00 | 66.32% |
| 6300 - Supplies & Materials | | | | | | |
| 6398-00.001-3-99000 Materials/Security | .00 | .00 | 344.98 | .00 | 344.98 | .00% |
| 6399-00.001-3-99000 Materials/Security/50x6 | -180.00 | .00 | .00 | .00 | -180.00 | .00% |
| 6399-01.001-3-99000 Materials/Training/250R | -150.00 | .00 | .00 | .00 | -150.00 | .00% |
| Sub Total 6300 | -330.00 | .00 | 344.98 | .00 | 14.98 | 104.54% |
| 6400 - Other Operating Costs | | | | | | |
| 6411-00.001-3-99000 Security/Prof Development | -1,000.00 | .00 | .00 | .00 | -1,000.00 | .00% |
| 6429-00.999-3-99000 TASB/Privacy/Info Security | -3,500.00 | 59 | 3,500.00 | .00 | .00 | 100.00% |
| 6499-00.001-3-99000 Fee/BBSC Range | -75.00 | .00 | 75.00 | 75.00 | .00 | 100.00% |

Fund 199 / 3 General Operating Fund

| | Budget | Encumbrance YTD | Expenditure YTD | Current Expenditure | Balance | Percent Realized |
|---|-------------------|-----------------|------------------|---------------------|-------------------|------------------|
| 6000 - Expenditures/Expense Object Co | | | | | | |
| 52 - Security & Monitoring Services | | | | | | |
| 6400 - Other Operating Costs | | | | | | |
| Sub Total 6400 | -4,575.00 | .00 | 3,575.00 | 75.00 | -1,000.00 | 78.14% |
| Total Function 52 Security & Monitoring Services | -7,105.00 | .00 | 5,378.98 | 214.00 | -1,726.02 | 75.71% |
| 53 - Data Processing Services | | | | | | |
| 6100 - Payroll Costs | | | | | | |
| 6118-00.999-3-99000 Salary/Tech/Extra Duty Pay | -2,500.00 | .00 | 1,041.66 | 208.34 | -1,458.34 | 41.67% |
| 6119-00.750-3-99000 Salary/Data/Business Office | -24,130.00 | .00 | 10,054.20 | 2,010.84 | -14,075.80 | 41.67% |
| 6129-00.001-3-99000 Salary PEIMS Data | -20,716.00 | .00 | 8,666.09 | 1,737.95 | -12,049.91 | 41.83% |
| 6141-00.001-3-99000 Social Security/Medicare | -290.00 | .00 | 123.86 | 24.84 | -166.14 | 42.71% |
| 6141-00.750-3-99000 Social Security/Medicare | -348.00 | .00 | 145.10 | 29.02 | -202.90 | 41.70% |
| 6141-00.999-3-99000 Social Security/Medicare | -36.00 | .00 | 15.05 | 3.01 | -20.95 | 41.81% |
| 6142-00.001-3-99000 Group Health & Life | -2,847.00 | .00 | 966.00 | 193.20 | -1,881.00 | 33.93% |
| 6142-00.750-3-99000 Group Health & Life | -2,136.00 | .00 | 724.55 | 144.91 | -1,411.45 | 33.92% |
| 6143-00.001-3-99000 Workers' Compensation | -37.00 | .00 | 17.08 | 3.39 | -19.92 | 46.16% |
| 6143-00.750-3-99000 Workers' Compensation | -118.00 | .00 | 49.00 | 9.80 | -69.00 | 41.53% |
| 6143-00.999-3-99000 Workers' Compensation | -12.00 | .00 | 5.06 | 1.02 | -6.94 | 42.17% |
| 6144-00.001-3-99000 TRS On-Behalf | -1,877.00 | .00 | 482.28 | .00 | -1,394.72 | 25.69% |
| 6144-00.750-3-99000 TRS On-Behalf | -1,900.00 | .00 | 442.50 | .00 | -1,457.50 | 23.29% |
| 6144-00.999-3-99000 TRS On Behalf & Med Part D | -190.00 | .00 | 47.04 | .00 | -142.96 | 24.76% |
| 6145-00.001-3-99000 Unemployment | -150.00 | .00 | .00 | .00 | -150.00 | .00% |
| 6146-00.001-3-99000 Teacher Retirement/TRS | -518.00 | .00 | 219.15 | 44.31 | -298.85 | 42.31% |
| 6146-00.750-3-99000 Teacher Retirement/TRS | -893.00 | .00 | 410.50 | 82.10 | -482.50 | 45.97% |
| 6146-00.999-3-99000 Teacher Retirement/TRS | -96.00 | .00 | 40.23 | 7.98 | -55.77 | 41.91% |
| Sub Total 6100 | -58,794.00 | .00 | 23,449.35 | 4,500.71 | -35,344.65 | 39.88% |
| 6200 - Professional & Contracted Serv | | | | | | |
| 6236-00.999-3-99000 EdLink/Erate | -12,867.00 | .00 | 12,867.00 | .00 | .00 | 100.00% |
| 6236-01.999-3-99000 EdLink/Security Suite | -4,753.00 | .00 | 4,753.00 | .00 | .00 | 100.00% |
| 6236-02.999-3-99000 EdLink/On-Site Support | -14,025.00 | .00 | 16,613.00 | .00 | 2,588.00 | 118.45% |
| 6236-03.999-3-99000 EdLink Disaster Recovery | .00 | .00 | .00 | .00 | .00 | .00% |
| 6238-00.001-3-99000 R.18 Info Systems/Student | -12,960.00 | .00 | 12,959.00 | .00 | -1.00 | 99.99% |
| 6238-00.750-3-99000 R.18 Infor Systems/BO/HR | -6,480.00 | .00 | 6,480.00 | .00 | .00 | 100.00% |
| 6238-02.001-3-99000 R.18/Additional Svs | -5,074.00 | .00 | 5,074.00 | .00 | .00 | 100.00% |
| 6239-03.999-3-99000 R.18 Antivirus Software | -738.00 | .00 | 738.00 | .00 | .00 | 100.00% |
| 6239-04.999-3-99000 R.18 Windows Server | -257.00 | .00 | 257.00 | .00 | .00 | 100.00% |
| 6249-00.001-3-99000 Cabling/Installation/Meraki | .00 | .00 | .00 | .00 | .00 | .00% |
| Sub Total 6200 | -57,154.00 | .00 | 59,741.00 | .00 | 2,587.00 | 104.53% |
| 6300 - Supplies & Materials | | | | | | |
| 6399-03.999-3-99000 Microsoft Office Renewal | -1,400.00 | .00 | .00 | .00 | -1,400.00 | .00% |
| 6399-06.999-3-99000 Google Web Domain | -100.00 | .00 | .00 | .00 | -100.00 | .00% |
| 6399-07.999-3-99000 Monitoring Software | -250.00 | .00 | .00 | .00 | -250.00 | .00% |
| 6399-08.001-3-99000 Meraki License | -2,000.00 | .00 | 1,691.00 | .00 | -309.00 | 84.55% |
| Sub Total 6300 | -3,750.00 | .00 | 1,691.00 | .00 | -2,059.00 | 45.09% |
| 6400 - Other Operating Costs | | | | | | |
| 6499-00.999-3-99000 Misc Costs | -49.00 | 29.50 | .00 | .00 | -19.50 | .00% |
| Sub Total 6400 | -49.00 | 29.50 | .00 | .00 | -19.50 | .00% |

Board Report
Detail Comparison of Expenditures and Encumbrances to Budget
Marathon ISD
As of January

Fund 199 / 3 General Operating Fund

| | <u>Budget</u> | <u>Encumbrance YTD</u> | <u>Expenditure YTD</u> | <u>Current Expenditure</u> | <u>Balance</u> | <u>Percent Realized</u> |
|---|--------------------|----------------------------|----------------------------|--------------------------------|--------------------|-----------------------------|
| 6000 - Expenditures/Expense Object Co | | | | | | |
| 53 - Data Processing Services | | | | | | |
| 6600 - Capital Outlay/Land/Bldgs/Equi | | | | | | |
| 6639-00.001-3-99000 Capital | -82,371.00 | .00 | .00 | .00 | -82,371.00 | .00% |
| Sub Total 6600 | -82,371.00 | .00 | .00 | .00 | -82,371.00 | .00% |
| Total Function 53 Data Processing Services | -202,118.00 | 29.50 | 84,881.35 | 4,500.71 | -117,207.15 | 42.00% |
| 61 - Community Services | | | | | | |
| 6300 - Supplies & Materials | | | | | | |
| 6399-00.001-3-99000 Materials/Parental | -500.00 | 330.96 | 169.04 | .00 | .00 | 33.81% |
| Sub Total 6300 | -500.00 | 330.96 | 169.04 | .00 | .00 | 33.81% |
| 6400 - Other Operating Costs | | | | | | |
| 6499-00.001-3-99000 Misc Costs/Parental | -500.00 | 75.37 | 424.63 | .00 | .00 | 84.93% |
| Sub Total 6400 | -500.00 | 75.37 | 424.63 | .00 | .00 | 84.93% |
| Total Function 61 Community Services | -1,000.00 | 406.33 | 593.67 | .00 | .00 | 59.37% |
| 71 - Debt Services | | | | | | |
| 6500 - Debt Service | | | | | | |
| 6599-00.001-3-99000 Leases GASB 87 | -10,000.00 | .00 | .00 | .00 | -10,000.00 | .00% |
| Sub Total 6500 | -10,000.00 | .00 | .00 | .00 | -10,000.00 | .00% |
| Total Function 71 Debt Services | -10,000.00 | .00 | .00 | .00 | -10,000.00 | .00% |
| 93 - Payments to Fiscal Agent | | | | | | |
| 6400 - Other Operating Costs | | | | | | |
| 6492-00.001-3-23000 Fiscal Agent/588 Coop | -3,300.00 | .00 | 3,300.00 | .00 | .00 | 100.00% |
| Sub Total 6400 | -3,300.00 | .00 | 3,300.00 | .00 | .00 | 100.00% |
| Total Function 93 Payments to Fiscal Agent | -3,300.00 | .00 | 3,300.00 | .00 | .00 | 100.00% |
| 99 - Other Intergovernmental Charge | | | | | | |
| 6200 - Professional & Contracted Serv | | | | | | |
| 6213-00.999-3-99000 Property Appraisal Services | -37,550.00 | 21,151.50 | 16,398.50 | .00 | .00 | 43.67% |
| Sub Total 6200 | -37,550.00 | 21,151.50 | 16,398.50 | .00 | .00 | 43.67% |
| Total Function 99 Other Intergovernmental | -37,550.00 | 21,151.50 | 16,398.50 | .00 | .00 | 43.67% |

Board Report
 Detail Comparison of Expenditures and Encumbrances to Budget
 Marathon ISD
 As of January

Fund 199 / 3 General Operating Fund

| | Budget | Encumbrance YTD | Expenditure YTD | Current Expenditure | Balance | Percent Realized |
|--|----------------------|--------------------|--------------------|------------------------|----------------------|---------------------|
| 8000 - Other Uses & NonOperating Exp | | | | | | |
| 00 - Generic | | | | | | |
| 8900 - Other Uses | | | | | | |
| 8911-00,000-3-00000 Transfer to Food Service | -3,753.00 | .00 | .00 | .00 | -3,753.00 | .00% |
| Sub Total 8900 | -3,753.00 | .00 | .00 | .00 | -3,753.00 | .00% |
| Total Function 00 Generic | -3,753.00 | .00 | .00 | .00 | -3,753.00 | .00% |
| Total Expenditures | -1,923,034.00 | 112,392.07 | 736,575.31 | 144,847.03 | -1,074,066.62 | 38.30% |
| Total for 000 | -1,923,034.00 | 112,392.07 | 736,575.31 | 144,847.03 | -1,074,066.62 | 38.30% |
| End of Report | | | | | | |

MARATHON INDEPENDENT SCHOOL DISTRICT
REGULAR SCHOOL BOARD MEETING
JANURARY 18, 2023

Regular Board Meeting: The board of Trustees of the Marathon Independent School District met on January 18, 2023 in the High School Library.

Present Board Members: Marina Aguilar, Steven Aguilar, Judy Briones, Craig Carter, Cheyenne Marta, Hayes West, new appointed board member – Andrew Lewis

Absent Board Member: None

Staff: Dr. Ivonne Durant, Coy Gonzalez, Travis Jarrell

Audience of Individuals: Elah Barlow, Marco Brionez, Sadie Carter, Brawley Lee, Jayne Gallo, Arlene Griffis, Andrew Lewis

- I. Call Meeting to Order: Board President, Judy Briones called the meeting to order at 6:01 p.m.
- II. Recited the Pledge of Allegiance the Americana and Texas Flags
- III. Moment of Silence
- IV. Public Comment
- V. Oath of Office: Elected Official – Elected Board Member Marina Aguilar took the Oath of Office it was read by School Board President Judy Briones.
- VI. Closed Meeting - In accordance with the Open Meetings Act (Subchapter D and F of Chapter 551 of the Texas Government Code), the board will now enter into a closed meeting at 6:08 to deliberate subjects listed on this agenda authorized by Subchapter D.
 - VI.a. Consideration and take possible action to appoint a new school board member for Place 2
- VII. Open Meeting – President, Judy Briones opened the board meeting at 6:25 p.m.
 - VII.a. Consideration and take possible action to appoint a board member to the Place 2 position.
Board President Judy Briones declared Andrew Lewis as the nominee voted by the six school board members for Place 2. Andrew (Andy) Lewis accepts the School Board Member nomination for Place 2 made by Board President Judy Briones.
- VIII. Oath of Office – New school board member Andrew (Andy) Lewis who was voted by the school board the took the Oath of Office given by School Board President Judy Briones.
- IX. Student Engagement for Board Appreciation Month – Board President announced that Item IX. would be moved to #VI. Spanish II class included Elah Barlow, Marco Brionez, Sadie Carter, and Brawley Lee presented the school board with letters of appreciation for Board Recognition month and did a Student Engagement presentation by reading Spanish passages and translating the word passages in English.
- X. Texas Academic Performance Report (TAPR) – Dr. Ivonne Durant briefly went over TAPR presentation with the Board.
- XI. Public Comments on 2022 Texas Academic Performance Report – Jayne Gallo questioned on TAPR report – teacher pay for Marathon ISD, teachers earn a lower pay than the state.
- XII. Closed Meeting – In accordance with the Open Meetings Act (Subchapter D and F of Chapter 551 of the Texas Government Code), the board will now enter into a closed meeting at 6:46 p.m.
 - XII.a. Training with legal counsel regarding grievance procedures. Tex.Gov't Code § 551.071, 551.129

- XIII. Open Meeting – Board President, Judy Briones opened the meeting at 8:01 p.m.
- XIV. Consent Items – A motion was made by Marina Aguilar and seconded by Steven Aguilar to approve the Consent Items as presented. Motion Carried.
 - XIV.a. Monthly Tax Collection Report
 - XIV.b. Check Payments
 - XIV.c. Financial Reports
 - XIV.d. Budget Amendments
 - XIV.e. Review and approve previous Board Minutes
 - XIV.f. Quarterly Investments Report
- XV. Approval of waiver for non-certified social studies teacher – A motion was made by Marina Aguilar and seconded by Hayes West to allow Superintendent, Dr. Ivonne Durant to approve waiver for non-certified social studies teacher. Motion carried with six votes for approval and Steven Aguilar abstained.
- XVI. Approval of Texas Tech – El Paso Memorandum of Understanding for services to be conducted by them via tele-medicine zoom for our students at the Marathon Primary Care Services, LLC. – A motion was made by Judy Briones and seconded by Craig Carter to accept the Texas Tech – El Paso MOU as presented . Motion Carried.
- XVII. Request amendment to the Student Handbook – The Student Handbook Dress Amendments include: **Clothing that is torn with holes is permitted if the torn area on jeans is immediately below the finger tips. Students may wear double ear piercings but no other visible body piercings. Ear gauges or plugs will not be allowed. A full beard or mustache will not be permitted. Sideburns may not extend beyond the earlobes.** A motion was made by Craig Carter and seconded by Andrew Lewis to approve the Dress Amendments as presented. Motion Carried with Hayes West opposed.
 - XVII.a. Consideration and take possible action on Superintendent’s evaluation instrument and timeline to conduct the formative and summative evaluation. A motion was made by Marina Aguilar and seconded by Steven Aguilar to approve the Superintendent’s Evaluation instrument and timeline to conduct the formative and summative evaluation as presented. Motion Carried.
 - XVII.b. Consideration and take possible action on Guardian Program as discussed. A motion as made by Marina Aguilar and seconded by Steven Aguilar to move forward with the Guardian Program as discussed. Motion Carried.
- XX. Upcoming Events – Homecoming Pep Rally – January 23 , 2023, Homecoming Basketball Game – January 24, 2023 and Homecoming Dance January 28, 2023
- XXI. Adjourn - A motion was made by Marina Aguilar and seconded by Hayes West to adjourn the meeting at 8:21 p.m. Motion Carried.

Board President _____

Board Secretary _____

Marathon ISD Budget Amendments

| Transfer from staff fuel pay to staff retention stipend | | | | | | | BA No. | |
|---|----|------|-------------|-----|--------|----------------------|---------------------|---------------------|
| Account Number | | | Description | | | | Debit | Credit |
| 199 | 34 | 6311 | 01 | 999 | 399000 | Fuel/Staff Retention | \$ 15,000.00 | |
| 199 | 11 | 6117 | 00 | 001 | 311000 | Staff Retention Pay | | \$ 11,000.00 |
| 199 | 11 | 6127 | 00 | 001 | 311000 | Staff Retention Pay | | \$ 1,000.00 |
| 199 | 41 | 6117 | 00 | 701 | 399000 | Staff Retention Pay | | \$ 1,000.00 |
| 199 | 41 | 6117 | 01 | 750 | 399000 | Staff Retention Pay | | \$ 1,000.00 |
| 199 | 41 | 6127 | 00 | 701 | 399000 | Staff Retention Pay | | \$ 1,000.00 |
| | | | | | | | | |
| | | | | | | | | |
| | | | | | | | | |
| | | | | | | | | |
| | | | | | | | | |
| | | | | | | | | |
| | | | | | | | | |
| | | | | | | | | |
| | | | | | | | | |
| | | | | | | | | |
| | | | | | | | | |
| | | | | | | | | |
| | | | | | | | \$ 15,000.00 | \$ 15,000.00 |

66

Prepared by: Victoria Sanchez, Business Manager

Approved _____ 2/22/2023

President, Board of Trustees

Denied _____ 2/22/2023

Secretary, Board of Trustees



A Limited Liability Partnership

Michael E. Oliphant, CPA
Wayne Barr, CPA
Cathryn A. Pitcock, CPA
Megan Solsbery, CPA

(325) 944-3571
FAX: (325) 942-1093
www.eckertcpa.com

Members of
American Institute of CPAs
Texas Society of CPAs

January 31, 2023

Board of Trustees
Marathon Independent School District
P.O. Box 416
Marathon, TX 79842-0416

This will confirm our understanding of the services we are to provide for the Marathon Independent School District for the year ending August 31, 2023.

Audit Scope and Objectives

We will audit the financial statements of the governmental activities, each major fund, and the aggregate remaining fund information, and the disclosures, which collectively comprise the basic financial statements of the Marathon Independent School District as of and for the year ending August 31, 2023. Accounting standards generally accepted in the United States of America provide for certain required supplementary information (RSI), such as management's discussion and analysis (MD&A), to supplement the Marathon Independent School District's basic financial statements. Such information, although not a part of the basic financial statements, is required by the Governmental Accounting Standards Board who considers it to be an essential part of financial reporting for placing the basic financial statements in an appropriate operational, economic, or historical context. As part of our engagement, we will apply certain limited procedures to the Marathon Independent School District's RSI in accordance with auditing standards generally accepted in the United States of America. These limited procedures will consist of inquiries of management regarding the methods of preparing the information and comparing the information for consistency with management's responses to our inquiries, the basic financial statements, and other knowledge we obtained during our audit of the basic financial statements. We will not express an opinion or provide any assurance on the information because the limited procedures do not provide us with sufficient appropriate evidence to express an opinion or provide any assurance. The following RSI is required by generally accepted accounting principles in the United States of America and will be subjected to certain limited procedures, but will not be audited:

1. Management's Discussion and Analysis
2. Budgetary Comparison Schedule - Major Funds
3. Schedules of Net Pension Liability and Contributions - Teacher Retirement System of Texas
4. Schedules of Net OPEB Liability and Contributions - Teacher Retirement System of Texas

We have also been engaged to report on supplementary information other than RSI that accompanies the Marathon Independent School District's financial statements. We will subject the following supplementary information to the auditing procedures applied in our audit of the financial statements and certain additional procedures, including comparing and reconciling such information directly to the underlying accounting and other records used to prepare the financial statements or to the financial statements themselves, and other additional procedures in accordance with auditing standards generally accepted in the United States of America, and we will provide an opinion on it in relation to the financial statements as a whole in a report combined with our auditor's report on the financial statements:

1. Required TEA Schedules

The objectives of our audit are to obtain reasonable assurance as to whether the financial statements as a whole are free from material misstatement, whether due to fraud or error; and issue an auditor's report that includes our opinions about whether your financial statements are fairly presented, in all material respects, in conformity with accounting principles generally accepted in the United States of America; and report on the fairness of the supplementary information referred to in the second paragraph when considered in relation to the financial statements as a whole. Reasonable assurance is a high level of assurance but is not absolute assurance and therefore is not a guarantee that an audit conducted in accordance with auditing standards generally accepted in the United States of America and *Government Auditing Standards* will always detect a material misstatement when it exists. Misstatements, including omissions, can arise from fraud or error and are considered material if there is a substantial likelihood that, individually or in the aggregate, they would influence the judgment of a reasonable user made based on the financial statements.

The objective also includes reporting on Internal control over financial reporting and compliance with the provisions of laws, regulations, contracts, and award agreements, noncompliance with which could have a material effect on the financial statements in accordance with *Government Auditing Standards*.

Auditor's Responsibilities for the Audit of the Financial Statements

We will conduct our audit in accordance with auditing standards generally accepted in the United States of America and the standards for financial audits contained in *Government Auditing Standards* issued by the Comptroller General of the United States, and will include tests of your accounting records and other procedures we consider necessary to enable us to express such opinions. As a part of an audit in accordance with auditing standards generally accepted in the United States of America and *Government Auditing Standards*, we exercise professional judgment and maintain professional skepticism throughout the audit.

We will evaluate the appropriateness of accounting policies used and the reasonableness of significant accounting estimates made by management. We will also evaluate the overall presentation of the financial statements, including the disclosures, and determine whether the financial statements represent the underlying transactions and events in a manner that achieves fair presentation. We will plan and perform the audit to obtain reasonable assurance about whether the financial statements are free of material misstatement, whether from errors, fraudulent financial reporting, misappropriation of assets, or violations of laws or governmental regulations that are attributable to the District or to acts by management or employees acting on behalf of the District. Because the determination of waste and abuse is subjective, *Government Auditing Standards* do not expect auditors to perform specific procedures to detect waste or abuse in financial audits nor do they expect auditors to provide reasonable assurance of detecting waste or abuse.

Because of the inherent limitations of an audit, combined with the inherent limitations of internal control, and because we will not perform a detailed examination of all transactions, there is an unavoidable risk that some material misstatements may not be detected by us, even though the audit is properly planned and performed in accordance with auditing standards generally accepted in the United States of America and *Government Auditing Standards*. In addition, an audit is not designed to detect immaterial misstatements or violations of laws or governmental regulations that do not have a direct and material effect on the financial statements. However, we will inform the appropriate level of management of any material errors, any fraudulent financial reporting, or misappropriation of assets that comes to our attention. We will also inform the appropriate level of management of any violations of laws or governmental regulations that come to our attention, unless clearly inconsequential. Our responsibility as auditors is limited to the period covered by our audit and does not extend to any later periods for which we are not engaged as auditors.

In connection with this engagement, we may communicate with you or others via email transmission. As emails can be intercepted and read, disclosed, or otherwise used or communicated by an unintended third party, or may not be delivered to each of the parties to whom they are directed and only to such parties, we cannot guarantee or warrant that emails from us will be properly delivered and read only by the addressee. Therefore, we specifically disclaim and waive any liability or responsibility whatsoever for interception or unintentional disclosure of emails transmitted by us in connection with the performance of this engagement. In that regard, you agree that we shall have no liability for any

loss or damage to any person or entity resulting from the use of email transmissions, including any consequential, incidental, direct, indirect, or special damages, such as loss of revenues or anticipated profits, or disclosure or communication of confidential or proprietary information.

We will also conclude, based on the audit evidence obtained, whether there are conditions or events, considered in the aggregate, that raise substantial doubt about the District's ability to continue as a going concern for a reasonable period of time.

Our procedures will include tests of documentary evidence supporting the transactions recorded in the accounts and may include direct confirmation of receivables and certain other assets and liabilities by correspondence with selected individuals, creditors, and financial institutions. We may also request written representations from your attorneys as part of the engagement.

Our audit of the financial statements does not relieve you of your responsibilities.

Audit Procedures - Internal Controls

We will obtain an understanding of the District and its environment, including internal control relevant to the audit, sufficient to identify and assess the risks of material misstatement of the financial statements, whether due to error or fraud, and to design and perform audit procedures responsive to those risks and obtain evidence that is sufficient and appropriate to provide a basis for our opinions. Tests of controls may be performed to test the effectiveness of certain controls that we consider relevant to preventing and detecting errors and fraud that are material to the financial statements and to preventing and detecting misstatements resulting from illegal acts and other noncompliance matters that have a direct and material effect on the financial statements. Our tests, if performed, will be less in scope than would be necessary to render an opinion on internal control, and accordingly no opinion will be expressed in our report on internal control issued pursuant to *Government Auditing Standards*. The risk of not detecting a material misstatement resulting from fraud is higher than for one resulting from error, as fraud may involve collusion, forgery, intentional omissions, misrepresentation, or the override of internal control. An audit is not designed to provide assurance on internal control or to identify significant deficiencies or material weaknesses. Accordingly, we will express no such opinion. However, during the audit, we will communicate to management and those charged with governance internal control related matters that are required to be communicated under AICPA professional standards and *Government Auditing Standards*.

Audit Procedures - Compliance

As part of obtaining reasonable assurance about whether the financial statements are free of material misstatement, we will perform tests of the Marathon Independent School District's compliance with the provisions of applicable laws, regulations, contracts, agreements, and grants. However, the objective of our audit will not be to provide an opinion on overall compliance, and we will not express such an opinion in our report on compliance issued pursuant to *Government Auditing Standards*.

Other Services

We will also assist in preparing the financial statements and related notes of the Marathon Independent School District in conformity with accounting principles generally accepted in the United States of America based on information provided by you. These nonaudit services do not constitute an audit under *Government Auditing Standards*, and such services will not be conducted in accordance with *Government Auditing Standards*. We will perform the services in accordance with applicable professional standards. The other services are limited to the financial statement services previously defined. We, in our sole professional judgment, reserve the right to refuse to perform any procedure or take any action that could be construed as assuming management responsibilities.

You agree to assume all management responsibilities relating to the financial statements and related notes and any other nonaudit services we provide. You will be required to acknowledge in the management representation letter our assistance with preparation of the financial statements and related notes and that you have reviewed and approved the financial statements and related notes prior to their issuance and have accepted responsibility for them. Further, you agree to oversee the nonaudit services by designating an individual, preferably from senior management, with suitable skill, knowledge, or experience; evaluate the adequacy and results of those services; and accept responsibility for them.

Responsibilities of Management for the Financial Statements

Our audit will be conducted on the basis that you acknowledge and understand your responsibility for designing, implementing, establishing, and maintaining effective internal controls relevant to the preparation and fair presentation of financial statements that are free from material misstatement, whether due to fraud or error, and for evaluating and monitoring ongoing activities to help ensure that appropriate goals and objectives are met; following laws and regulations; ensuring that management and financial information is reliable and properly reported. Management is also responsible for implementing systems designed to achieve compliance with applicable laws, regulations, contracts, and grant agreements. You are also responsible for the selection and application of accounting principle, for the preparation and fair presentation of the financial statements and all accompanying information in conformity with accounting principles generally accepted in the United States of America, and for compliance with applicable laws and regulations and the provisions of contracts and grant agreements.

Management is also responsible for making drafts of financial statements, all financial records, and related information available to us and for the accuracy and completeness of that information (including information from outside of the general and subsidiary ledgers). You are also responsible for providing us with access to all information of which you are aware that is relevant to the preparation and fair presentation of the financial statements, such as records, documentation, identification of all related parties and all related-party relationships and transactions, and other matters; additional information that we may request for the purpose of the audit; and unrestricted access to persons within the District from whom we determine it necessary to obtain audit evidence. At the conclusion of our audit, we will require certain written representations from you about your responsibilities for the financial statements; compliance with laws, regulations, contracts, and grant agreements; and other responsibilities required by auditing standards generally accepted in the United States of America and *Government Auditing Standards*.

Management's responsibilities include adjusting the financial statements to correct material misstatements and confirming to us in the management representation letter that the effects of any uncorrected misstatements aggregated by us during the current engagement and pertaining to the latest period presented are immaterial, both individually and in the aggregate, to the financial statements of each opinion unit taken as a whole.

Management is responsible for the design and implementation of programs and controls to prevent and detect fraud and for informing us about all known or suspected fraud affecting the District involving management, employees who have significant roles in internal control, and others where the fraud could have a material effect on the financial statements. Your responsibilities include informing us of your knowledge of any allegations of fraud or suspected fraud affecting the District received in communications from employees, former employees, grantors, regulators, or others. In addition, you are responsible for identifying and ensuring that the District complies with applicable laws, regulations, contracts, agreements, and grants and for taking timely and appropriate steps to remedy fraud and noncompliance with provisions of laws, regulations, contracts, and grant agreements that we report.

Management is responsible for the preparation of the other supplementary information, which we have been engaged to report on, in conformity with accounting principles generally accepted in the United States of America. You agree to include our report on the supplementary information in any document that contains and indicates that we have reported on the supplementary information. You also agree to include the audited financial statements with any presentation of the supplementary information that includes our report thereon. Your responsibilities include acknowledging to us in the management representation letter that you are responsible for presentation of the supplementary information in accordance with generally accepted accounting principles; you believe the supplementary information, including its form and content, is fairly presented in accordance with generally accepted accounting principles; the methods of measurement or presentation have not changed from those used in the prior period; and you have disclosed to us any significant assumptions or interpretations underlying the measurement or presentation of the supplementary information.

Management is responsible for establishing and maintaining a process for tracking the status of audit findings and recommendations. Management is also responsible for identifying and providing report copies of previous financial audits, attestation engagements, performance audits, or other studies related to the objectives discussed in the Audit Scope and Objectives section of this letter. This responsibility includes relaying to us corrective actions taken to address significant findings and recommendations resulting from those audits, attestation engagements, performance audits, or other studies. You are also responsible for providing management's views on our current findings, conclusions, and recommendations, as well as your planned corrective actions, for the report and for the timing and format for providing that information.

Engagement Administration, Fees, and Other

We will provide copies of our reports to the District; however, management is responsible for distribution of the reports and the financial statements. Unless restricted by law or regulation, or containing privileged and confidential information, copies of our reports are to be made available for public inspection.

The audit documentation for this engagement is the property of Eckert & Company, LLP, and constitutes confidential information. However, subject to applicable laws and regulations, audit documentation and appropriate individuals will be made available upon request and in a timely manner to the oversight agencies for audits or their designees, a state or federal agency providing direct or indirect funding, or the U.S. Government Accountability Office for purposes of a quality review of the audit, to resolve audit findings, or to carry out oversight responsibilities. We will notify you of any such request. If requested, access to such audit documentation will be provided under the supervision of Eckert & Company, LLP's personnel. Furthermore, upon request, we may provide copies of selected audit documentation to the aforementioned parties. These parties may intend, or decide, to distribute the copies or information contained therein to others, including other governmental agencies.

The audit documentation for this engagement will be retained for a minimum of five years after the report release date or for any additional period requested by the Texas Education Agency. If we are aware that a state or federal awarding agency or auditee is contesting an audit finding, we will contact the party(ies) contesting the audit finding for guidance prior to destroying the audit documentation.

Michael E. Oliphant is the engagement partner and is responsible for supervising the engagement and signing the report. The beginning date of our audit will be communicated to you in a future letter. We expect to issue our report no later than 150 days after the District's fiscal year end.

Our fees for these services will be based on the actual time spent at our standard hourly rates plus out-of-pocket costs. Our standard hourly rates vary according to the degree of responsibility involved and the experience level of the personnel assigned to your audit. Our invoices for these fees will be rendered as work progresses. The District will be invoiced at the completion of field work and on completion of the engagement.

Reporting

We will issue a written report upon completion of our audit of the Marathon Independent School District's financial statements. Our report will be addressed to the Board of Trustees of the Marathon Independent School District. Circumstances may arise in which our report may differ from its expected form and content based on the results of our audit. Depending on the nature of these circumstances, it may be necessary for us to modify our opinions, add a separate section, or add an emphasis-of-matter or other-matter paragraph to our auditor's report, or if necessary, withdraw from this engagement. If our opinions are other than unmodified, we will discuss the reasons with you in advance. If, for any reason, we are unable to complete the audit or are unable to form or have not formed opinions, we may decline to express opinions or issue reports, or we may withdraw from this engagement.

We will also provide a report (that does not include an opinion) on internal control related to the financial statements and compliance with the provisions of laws, regulations, contracts, and grant agreements, noncompliance with which could have a material effect on the financial statements as required by *Government Auditing Standards*. The report on internal control and on compliance and other matters will state that the purpose of the report is solely to describe the scope of testing of internal control and compliance and the results of that testing, and not to provide an opinion on the effectiveness of the District's internal control or on compliance, and that the report is an integral part of an audit performed in accordance with *Government Auditing Standards* in considering the District's internal control and compliance. The report will also state that the report is not suitable for any other purpose. If during our audit we become aware that the Marathon Independent School District is subject to an audit requirement that is not encompassed in the terms of this engagement, we will communicate to management and those charged with governance that an audit in accordance with auditing standards generally accepted in the United States of America and the standards for financial audits contained in *Government Auditing Standards* may not satisfy the relevant legal, regulatory, or contractual requirements.

We appreciate the opportunity to be of service to the Marathon Independent School District and believe this letter accurately summarizes the significant terms of our engagement. If you have any questions, please let us know. If you agree with the terms of our engagement as described in this letter, please sign the enclosed copy and return it to us.

Eckert + Company, LLP

ECKERT & COMPANY, LLP
Certified Public Accountants

This letter correctly sets forth the understanding of the Marathon Independent School District.

By _____

Title Superintendent

Date _____

By _____

Title Board President

Date _____

Marathon Independent School District

P. O. Box 416

109 N. 5th Street

Marathon, TX

RESOLUTION

WHEREAS, Brewster County Appraisal District requires that the Board of Trustees of the Marathon Independent School District appoint a representative for the Board of the Marathon Independent School District during odd years.

WHEREAS, the Board of Trustees of the Marathon Independent School District will hereby appoint a representative for the Board of the Marathon on this day, February 22, 2023.


NOW, THEREFORE, BE IT RESOLVED BY THE BOARD OF TRUSTEES OF THE MARATHON INDEPENDENT SCHOOL DISTRICT THAT:

_____ was duly nominated and approved by the Marathon Independent School District Board of Trustees during the Regular Meeting.

Adopted on the ____ day of February, 2023.

President, Board of Trustees

Secretary, Board of Trustees



**Marathon
Independent School District
Board of Trustees**

**BOARD
OPERATING
PROCEDURES**

DRAFT

Welcome Marathon ISD Family!

Public education needs the input and support of the communities it serves to pursue true educational excellence. The members of the Marathon ISD Board of Trustees are proud to share with you this information about the workings of the board and encourage you to join them in this pursuit. The local school board concept grew out of American history dating back more than 300 years. Times have changed, but the basic function of school boards remains the same: to provide local citizen supervision and control over education at a point closest to the parent and child. Board members are not representatives, but are trustees who are entrusted with the education of ALL students in the district. With that in mind, the school board must work to serve the best interest of ALL students. Citizen input is important and the board listens to concerns and suggestions as part of their decision-making process.

It is an honor to serve the community and the students of Marathon ISD. The school board trustee is a volunteer position and requires many hours of dedication and service. Our board appreciates the support of our community and MISD staff.

Because a school board is a governmental body, it can take action only by majority vote at a legally called public meeting. The individual board member's major responsibility is to study, evaluate, and deliberate the policy issues confronting his or her district; then to vote in the best interest of ALL students. A board member may not step out of the policy-making role and attempt—without authorization—to speak for the total board, direct members of the staff, interfere with the administration of policy or make other individual decisions. Within the framework of state and federal law, State Board of Education, and Commissioner of Education rules, local school districts have the responsibility to shape the educational programs of their schools. It is the responsibility of the local school board to advocate for ALL students at the state and federal levels.

ETHICAL STANDARDS

Equity in attitude

- I will be fair, just, and impartial in all my decisions and actions.
- I will accord others the respect I wish for myself.
- I will encourage expressions of different opinions and listen with an open mind to other's ideas.

Trustworthiness in stewardship

- I will be accountable to the public by representing District policies, programs, priorities, and progress accurately
- I will be responsive to the community by seeking its involvement in District affairs and by communicating its priorities and concerns.
- I will work to ensure prudent and accountable use of District resources.
- I will make no personal promise or take private action that may compromise my performance or my responsibilities.

Honor in conduct

- I will tell the truth.
- I will share my views while working for consensus.
- I will respect the majority decision as the decision of the Board.
- I will base my decisions on fact rather than supposition, opinion, or public favor.

Integrity of character

- I will refuse to surrender judgement to any individual or group at the expense of the District as a whole.
- I will consistently uphold all applicable laws, rules, policies, and governance procedures.
- I will not disclose information that is confidential by law or that will needlessly harm the District if disclosed.

Commitment to service

- I will focus my attention on fulfilling the Board's responsibilities of goal setting, policymaking, and evaluation.
- I will diligently prepare for and attend Board meetings.
- I will avoid personal involvement in activities the Board has delegated to the Superintendent.
- I will seek continuing education that will enhance my ability to fulfill my duties effectively.

Student centered focus

- I will be continuously guided by what is best⁷⁶ for all students of the District.

VISION

Marathon ISD will educate all students to their highest levels of academic achievement and personal growth, preparing productive, responsible, innovative, and compassionate life-long learners.

MISSION

All teachers and staff will provide a safe and nurturing environment, empowering students to expand and reach their individual potential, while holding them accountable through diverse, rigorous learning experiences.

CORE VALUES

Motivate *Unwavering belief in all students' unique abilities and interests*

Unlimited potential *All students and staff can learn and grow*

Safety *Ensuring all students and staff feel safe and secure*

Teamwork *All stakeholders are critical in the education process*

Academic Achievement *Focused on college, career, and military readiness*

Nurture *Commitment to social and emotional development*

Growth *Continuous improvement*

Strive to Succeed *In pursuit of excellence in all areas*

SOCIAL CONTRACT

The Board Will:

- 1. Be honest and respectful.**
- 2. Commit to a culture of collaboration and meaningful discussion.**
- 3. Be open-minded to value the perspective of each team member.**
- 4. Assume and uphold positive and noble intent.**

BOARD PROTOCOL

Board Meetings and Board Member Conduct

1. Anytime four (4) or more Board members are gathered to discuss school district business, it is considered a meeting.
2. Failure to post such a meeting is considered a violation of the Texas Open Meetings Act.
3. The Board shall be guided by parliamentary procedure as detailed in Robert's Rules of Order, for Small Boards and Committees, or as spelled out in adopted procedure
4. Whenever a Board Member will be late to, or absent from, a meeting or workshop, the Board Member must notify the Board President and/or the Superintendent of the absence or the anticipated time of arrival to the meeting.
5. Board members should come to the board meetings prepared to discuss and take action on all items on the agenda. At a minimum, each Board member is expected to have done the following prior to arrival at every board meeting:
 - a. Studied the material in the board packet sent to them prior to the meeting.
 - b. When possible, resolve questions beforehand by contacting the Superintendent or administrative staff.

Developing the Board Meeting Agenda

1. Agendas are drafted by the superintendent in consultation with the board president, but final approval of the agenda is the sole authority of the board president.
2. Board members who wish to place an item on the agenda must make the request in writing to the board president at least 10 days before the scheduled board meeting.
3. Should the board president decline to place an item on the agenda, the board member, by signature of one other board member, can place the item on the agenda, provided that the item is submitted to the superintendent at least 10 days before the board meeting.

Consent Agenda

1. The consent agenda includes items of routine and/or recurring nature, grouped together under one action item.
2. The consent agenda shall be limited to:

Routine Personnel

Minutes

Routine Contract/Agreements

Routine Procurements

Acceptance of Grants

Other items agreed to by the Board

3. Background material for each consent agenda item shall be furnished to the Board in the meeting's supporting documents.
4. All consent agenda items shall be acted upon by one vote without separate discussion.
5. A Board Member may request that an item be withdrawn for individual consideration.

Closed Session

1. Given the legal and sensitive nature of closed/executive sessions, the members of the Board understand that the law requires that all such sessions are strictly confidential.
2. Others may be invited to participate by consent of the board president and vice president with recommendation of superintendent.
3. Superintendent is invited to attend executive session, however, can be excused at the discretion of the board.
4. If it is in the interest of the district for a statement to be made regarding a closed-session discussion, the board president will compose an official public statement that meets with the approval of a majority of the board. Any such statement must comply with the limitations of the law.

Requesting Information About Meeting Agenda Items

1. Board Members will direct their individual requests for additional materials or information relating to Agenda related questions to the appropriate staff member via e-mail, while copying the request to the Superintendent, Board President and appropriate Board Liaison prior to the Board Meeting.
2. If the requested information is not available, the Superintendent shall inform the Board Member prior to the start of the meeting.
3. If the Board Member is unsure of which staff member would be able to answer questions, the Board Member shall seek the advice of the Board President or Superintendent.
4. In order to honor the time of MISD staff, Board members will make every attempt to request additional materials or information relating to regular Board Meeting Agenda items by 9:00 a.m. of the last working day before the scheduled meeting.

Requesting Information for Non-Related Agenda Items

1. Board members are entitled to the information they require to make informed decision on the matters before them. If a member requests information that requires an excessive amount of staff time to compile, the Superintendent and Board President shall consult with the member to find a reasonable solution.
2. Board members may e-mail or call the Superintendent or his/her staff with information requests.
3. When appropriate, information requested by a Board member will be provided to all Trustees.

Board Committees

1. The Board may, from time to time as it deems necessary, create committees to facilitate the efficient and necessary operation of the Board.
2. The President shall appoint members to special Board committees, and the Board President and the Superintendent shall be ex officio members of all Board committees unless otherwise provided by Board action.

Reference BDB Local/Legal

Board Member Visits to Campuses

1. Board Members are encouraged to visit any campus.
2. As a courtesy, Board Members will inform the campus Principal and the Superintendent's Office of any visit, unless the Member is attending a function to which he/she has been invited.
3. Board Members must check in at the main office following district guidelines.
4. All visits are to be escorted or directed by a staff member designated by an administrator.
5. Board members may communicate with any staff member without interrupting scheduled learning periods or interfering with the learning process.
6. Board Members will not assume a supervisory role with staff or students.
7. Board Members will not assume a participator role with staff or students unless specifically requested by campus staff.

** This operating procedure does not pertain to visits as a parent, as a spectator to school events or other events open to the general public.**

Board Member Orientation

1. A District orientation for a new Board Member will be scheduled to begin within two weeks of the date a new Board Member takes the Oath of Office.
2. At a minimum, the Superintendent and Board President will participate in the orientation. Additional administrative staff may also be included to provide specific information about the District.
3. The orientation must include but will not be limited to:
 - A). Board/Superintendent Team Operating Procedures and Board Policies
 - B). Superintendent's overview of District Administrative Organization to include Curriculum & Instruction and Special Programs
 - C). Budget
 - D). Texas Open Meetings Act laws
 - E). District goals
 - F). Requirements for ongoing Board Member education and opportunities
 - G). Board's annual calendar and briefing of upcoming events
 - H). Expense reimbursement procedures

Board Member Training

1. Board members will fulfill the training requirements specified in Board Policy BBD (LEGAL) and BBD (LOCAL).

New Board Members Only

- Local District Orientation
 - Texas Education Code
 - Open Meetings Act
 - Public Information Act
- Watch for required timelines*

New from the 87th Legislature

- School Safety

Every Year

- Cybersecurity
- Team Building
- Additional Continuing Education (10 or 5 hours)

Every Two Years

- Update to the TX Ed Code
- Evaluating and Improving Student Outcomes
- Sexual Abuse and Human Trafficking

2. Board members should be familiar with district policies, especially their duties as defined in policies BAA (LEGAL) and BAA (LOCAL).
3. The board will annually review its Board Operating Procedures.

Board Officers Organization

1. Board officers are nominated and elected following the reorganization of the board after the November elections or at the request of reorganization.
2. A majority of the Board may call for officer elections at any time during the year if they deem it necessary.
3. Officers must serve a minimum of one year on the Board prior to officer election.
4. Discussions related to reorganization and election of officers may be discussed in closed session.

Board Member Vacancies

Vacancies on the Board may occur at any time. Trustee vacancies may occur if a Trustee moves out of the School District, resigns for personal reasons, encounters sudden death or illness, or presents some other valid reason to resign.

1. The departing Board Member should give notice of impending resignation as soon as possible.
2. Possible Courses of Action
 - a. Fill the vacancy via:
 - 1) Special Election
 - 2) Regularly scheduled election
 - 3) Appointment until a regularly scheduled election
 - b. Decline to fill the vacancy

REFERENCE BBC(LEGAL)

COMMUNICATION

Public Comment

1. Persons wishing to address the board during open forum will comply with the provisions of policy regarding the rules of order for board meetings that outlines the specific times and procedures applicable to public comments during the board meeting. Audience participation at a Board meeting is limited to the portion of the meeting designated to receive public comment in accordance with this policy. Each speaker will have a limit of two (2) minutes to voice their comment. A total of **fifteen(15) minutes** will be allocated to this section of the board meeting; **at the president's discretion, the time may be extended for additional speakers.**
 2. A copy of this policy will be available for public review at the posted meeting site.
 3. During the open forum section of the meeting, board members will listen to comments. As the designated spokesperson, only the president may respond if a response to the speaker is required. Those responses are limited to:
 - a) Correcting misstatements of facts presented by the speaker.
 - b) Referring the speaker to applicable board policy.
 4. The board shall not enter into discussion or debate on matters being considered by the board unless requested by the presiding officer.
 5. The Presiding Officer shall determine the total allotment of time for each Public Forum, based on the number of individuals signed up to speak at the start of each meeting. The standard time allotted for Public Forum shall be a total of 10 minutes.
 6. The board must bear in mind that residents who speak during open forum have First Amendment rights. The board should seek legal advice before disallowing a resident's contribution to open forum based solely on the content of the speaker's comments; be aware that rules of decorum will be enforced during the Public Comment Period.
- ~~REFERENCE TO (LEGAL)~~ legally responsible for the content and consequences of his or her

Board Member Communication

1. The Superintendent will keep all Board Members updated on district issues and concerns.
2. The Superintendent will communicate requested information to all Board Members in a reasonable time without interfering with the regular conduct of district business.
3. Board Members may communicate with other individual Board Members or the Superintendent or staff for the purposes of asking clarifying questions, providing clarifying information or socializing under circumstances that do not conflict with or circumvent the Texas Open Meetings Act.

Communicating with the Media

1. The board president or designee shall be the official spokesperson for the board and can only make statements on actions or positions upon which the board has taken official action.
2. Press releases on behalf of the board shall be approved by the board prior to release unless an emergency or public necessity exists.
3. The superintendent or a designated staff member shall be the official spokesperson for the district on issues that relate to district operations.
4. Statements shall not be made to the media regarding personnel or other matters protected by law.
5. A board member retains the right to speak to the media as an individual but must understand that any comment will likely be interpreted by viewers/readers as an official statement by the board.

Communicating with the Community

1. Board Members are encouraged to participate in community activities as liaisons between the public and the school district. The Board will endeavor to schedule periodic meetings to communicate with the public. When doing so, Board Members are expected to:
 - a. Listen politely and respectfully.
 - b. Accurately relay information about the district in a positive and truthful manner.
 - c. Refer questions about specific district activities/issues to the appropriate staff person or spokesperson when they do not know the answers.
 - d. Clarify Board Member's limitations, obligations, and responsibilities as a member of the Board.
 - e. Respect Board decisions.
2. A Board Member retains the right to speak to anyone as an individual, but must understand that any comment will likely be interpreted by the listener as being an official statement of the Board.
3. In speaking as an individual, the Board Member should:
 - a. Clarify that he or she is speaking as an individual and not for the Board.
 - b. Remind community representatives of any position or action that the Board has officially taken related to the issue in question.

Responding to Community or Employee Complaints

1. Board members should not participate in a discussion regarding complaints but should instead direct the person making the complaint to the appropriate chain of command within the district.
2. Board members should inform the citizen of his/her due process and remind them that the Board member needs to remain impartial in case the situation comes before the Board at a later date.
3. Board members will inform the Superintendent of complaints brought to them.
4. The Superintendent will inform the board of complaints brought to him/her regarding the health and well being of the district.

COMPLIANCE

Superintendent Evaluation

The Superintendent evaluation instrument will be updated and approved annually in conjunction with the adoption of the Board and Superintendent Goals.

1. Up to two evaluations may be conducted annually in closed sessions at the Board Agenda Workshops. The suggested dates of these evaluations are the Agenda Workshops in **February, August or November** , or as close to those months as possible. New Board members will receive training on how to evaluate the superintendent prior to the first formative dialogue session. A summative evaluation will be conducted in closed session annually in **May or June**.
2. This closed session shall be on a date separate from the regular monthly Board Agenda Workshop or Board Meeting.
3. This session may include a discussion of the Superintendent's contract. The Board will use the approved evaluation instrument for the summative evaluation. A copy of the evaluation document will be completed in advance by each Board Member and brought with the Board Member to a special closed session meeting. After coming to a consensus on each evaluated item, the Board shall prepare a single composite Summative Evaluation Document to be given to the Superintendent for discussion during that closed meeting. The Board shall strive to accomplish the following objectives during each evaluation:
 - a. Develop and sustain a harmonious working relationship between the Board and the Superintendent.
 - b. Formulate Board consensus about the Superintendent's performance and the District's progress toward achieving its goals and objectives.

Compliance of Board Operating Procedures

1. If a Board Member has a serious, specific, concern about the performance of another member which appears to be in violation of Board Operating Procedures or Policies, the recommended process for addressing such concerns shall be the following:
 - a. The concerned member shall have a private conversation with the member in order to work out the differences or resolve the issue(s).
 - b. If the concern(s) remain, the concerned member will meet privately with the Board President and outline the specific issue(s). The Board President and the complainant will meet with the member and attempt to resolve the issue(s). If the concern is with the performance of the Board President, the Vice President will be notified and will meet with the complainant.
 - c. If the issue is still not resolved, the complainant will hold a conference with the Board President (or Vice President with concerns regarding the President) and the Superintendent (or the Superintendent's designee) to develop a plan of action to resolve the concerns.
 - d. When a member with concern(s) about another member's performance has gone through the outlined steps above and the issue(s) remain unresolved the concerned member will, through the Board President, request that an item be placed on a regularly scheduled agenda as an executive/closed session item, posted as "Consideration of the Duties of a Public Officer." See Board Operating Procedure, Meetings, "Preparation of the Agenda," regarding the steps to follow when placing an item on the agenda. Should the Board determine that reprimand or censorship is warranted, such action may only be taken in a duly posted public meeting.
 - e. No action may be taken that would conflict with the Texas Open Meetings Act. Nothing in this operating procedure shall be construed to limit a Board Member's constitutional rights.

RURAL CCMR



ACCELERATOR

Congratulations and Welcome!

95

What does the Rural CCMR Accelerator Program do?

The Rural Accelerator partners with districts in building sustainable CCMR systems to increase their HB 3 outcomes bonus and equip students with the knowledge, skills, and tools to follow a post secondary path of their choice.

What will your district gain after two years of actively engaging in the program?



Strategy

A CCMR strategic plan tailored for your district



Systems

Stronger, more effective CCMR programs data and implementation systems



Supports

Access to new CCMR academic and student support services and resources

Who supports the Rural CCMR Accelerator Program?



Texas Impact Network



Ben Mackey

Executive Director



Lynette Balkcom

Director, Rural CCMR
Accelerator



Farhana Rabbi

Deputy Director

The MAYA Postsecondary Team

MAYA's purpose is to support equity and excellence in community, so we all live a good life.



Marshall Baker
CCMR Coach



Veronica Cavazos
CCMR Coach



Josh Garcia
RootEd Texas Regional
Director



Abby Parker
CCMR Coach



Kathy Zarate
CCMR Coach

Strategic Planning Facilitator and Partner in Program Design

The MAYA Data Team

MAYA's purpose is to support equity and excellence in community, so we all live a good life.



Jen Craver

Principal Consultant



Alex Koltonowski

Senior Consultant



Naphekie Taloute

Staff Consultant

101

Building District Capacity Around CCMR Data

rootEd Alliance



rootEd
ALLIANCE

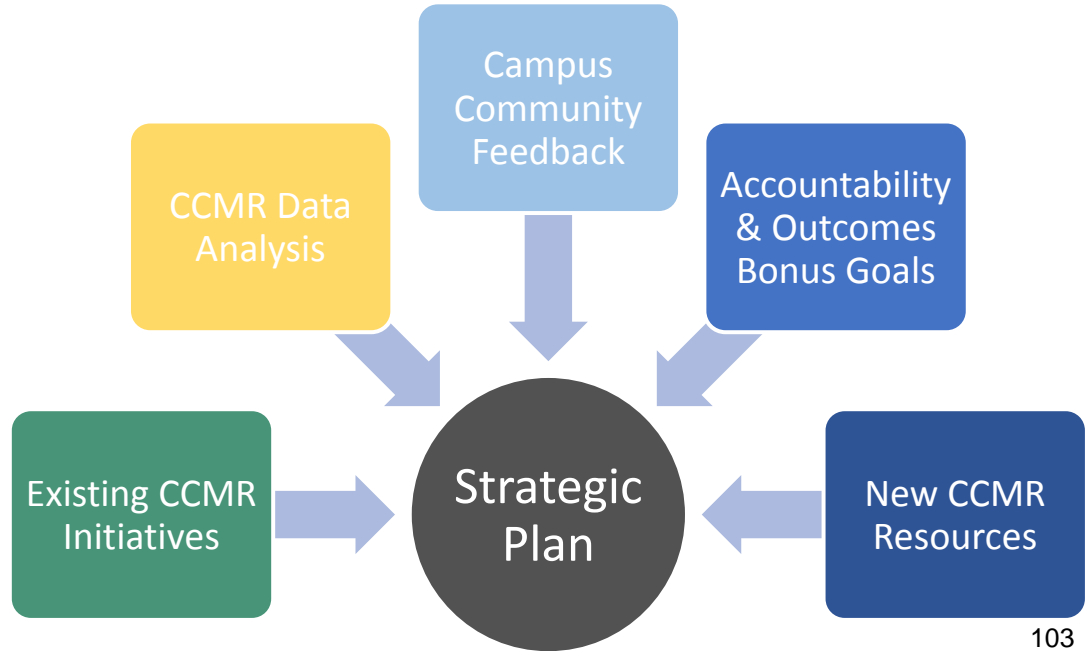


**William Carlos
Herald**
Vice President



Josh Garcia
Texas Regional Director

How does MAYA approach CCMR strategic planning?




What's the role of the MAYA CCMR Coach?

The MAYA Coach guides, advises, and supports the district in the development and implementation of their strategic plan.



Facilitates CCMR
Strategic Plan



Facilitates
alignment of
resources and
continuous
improvement



Provides Technical
Support

Strategic Planning Areas



TSI Readiness

- Community-Wide Awareness
- Test Prep & Academic Intervention
- Testing Plans



College Readiness

- Postsecondary Planning
- Admissions & Financial Aid Application
- 1/1 Advising



Career Readiness

- Aligned Pathways
- IBCs
- Regional Workforce Needs

Program Resources to Support Strategic Plans

TSI Readiness

Access to TSI preparation programs



College Readiness

Student Success Advisor
Support for dual enrollment program



Career Readiness

Regional labor market analysis
CTE program audit



rootEd supports all seniors (and where possible, juniors)



rootEd Advisors are the backbone of the rootEd model. They work directly with students to develop and actualize a plan for postsecondary success.

rootEd Advisors support student outcomes by:

- ✓ Helping students make post-high school goals
- ✓ Building a plan to achieve them
- ✓ Tailoring follow-up to student needs
- ✓ Collaborating with important stakeholders



Program Phases

Feb.–July 2023

1. DATA & STRATEGY

- Data collection and analysis
- Strategic planning and goal setting

2. IMPLEMENTATION

- Biweekly coaching session
- Progress monitoring of CCMR plans

Aug. 2023 – July 2024

Aug. 2024 – Aug. 2025

3. SUSTAINABILITY

- Monthly coaching session
- Progress monitoring of CCMR plans

**Who needs
to be
involved and
what will
they need to
do?**

Steering Committee

CCMR Lead

Data Lead

**Campus CCMR
Team**

Who should be on the Steering Committee and what are they expected to do?

The Steering Committee serves as the district's CCMR visioning team.



Sets the district's CCMR strategic direction



Cultivates ownership and buy in from all involved



Provides leadership and support to the campus CCMR team

What's the role of the CCMR Lead?

The CCMR Lead will serve as the district team lead and main point of contact for the program.



Identifies the steering committee



Schedules meetings with MAYA



Identifies appropriate points of contact at the ¹¹¹ district

Rural CCMIRA Accelerator Overview

What's the purpose of the program?

Building sustainable CCMR systems to increase rural districts' HB outcomes bonus.

How does the program support districts?

Equipping districts with technical assistance, resources, and increased data capacity to create strategic CCMR goals.

What's the main goal of the program?

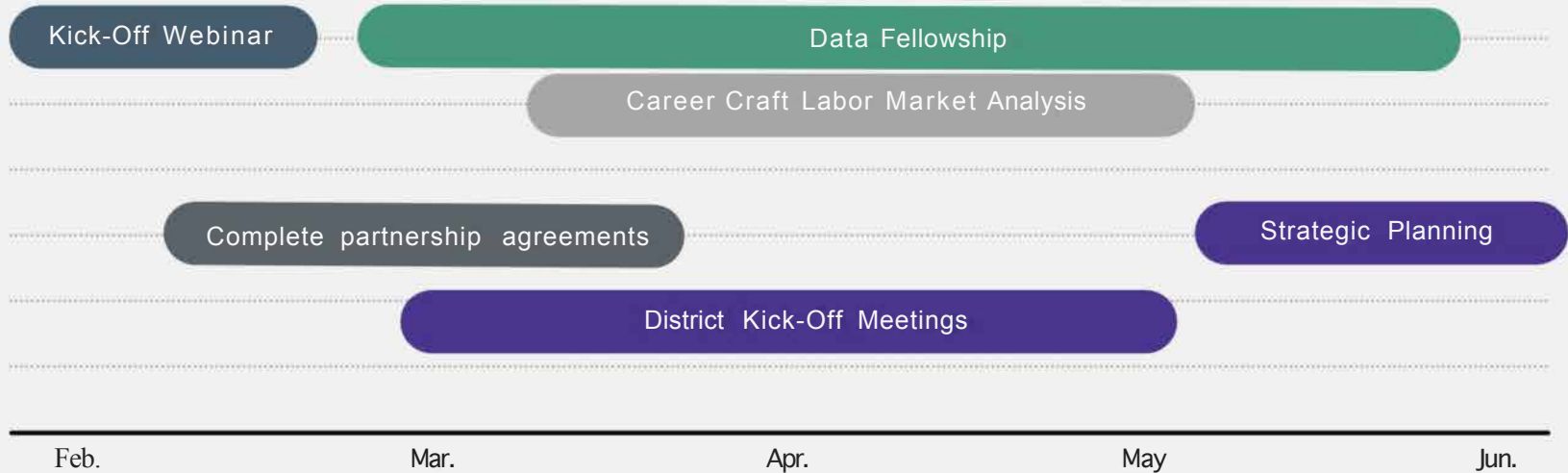
Equipping students with the knowledge, skills, and tools to follow a postsecondary path of their choice.

Using this CCMR data tool and analysis, the steering committee will...

#1 Create a CCMR strategy tailored to your district

#2 Identify optional supports/resources to implement your CCMR strategy

Spring Timeline





College Ready



Career Ready



Military Ready



CCMR in Accountability

Meets Texas Success Initiative (TSI) Criteria

-
- Earns dual course credits
-
- Meets criteria on AP/18 exams
-
- Earns an associate degree
-
- Qualifies for OnRamps course credits

Earns an Industry-based certification (IBC)

-
- Graduates with completed IEP and workforce readiness
-
- Graduates with an advanced degree plan and received special education services
-
- Earns a level I or level II certificate

Enlists in the U.S. Armed Forces

CCMR in Outcomes Bonuses

Earns an associate degree

OR

(Meets TSI Criteria (college prep courses not applicable))

{ AND }

Enrolls at a postsecondary educational institution immediately following high school

(Meets TSI Criteria (college prep courses not applicable))

{ AND }

Earns an IBC

-
- Earns a level I or level II certificate

Enlists in the U.S. Armed Forces



TEXAS SUCCESS INITIATIVE (TSI)

*Are they
academically ready?*



COLLEGE MATRICULATION

*Did they get an
Associate's degree or
enroll?*



CAREER READINESS

*Did they get a career
credential?*

TSI STRATEGY

Our Aim

65% of 2024
Graduates Meet TSI
Criteria

60% of juniors,
20% of sophomores,
10% of freshmen,

are TSI ready by end of
year.

What Drives TSI Readiness?

Open and free access to
the SAT, ACT, and TSIA2

Exam diagnostics,
interventions, and
preparation

Increasing overall academic
rigor in math and ELAR

What are we doing to Influence these driving factors?

- Offer the TSIA2 assessment every other Friday at no cost to students.
- SAT and ACT offered In the Spring at no cost.
- Every student Is expected to take and pass one of the TSI exams.
- SureScore TSIA2 Preparation - We will benchmark each student, train teachers, offer remediation sessions, and analyze performance data.
- Edmentum and Apex test preparation will be provided for those taking the ACT or SAT.
- Using the benchmarks, we will create three tiers of Intervention to tailor Interventions to specific student needs and set them up for success rather than just re-testing.
- Strengthen our instructional materials, analyze¹¹⁷ ongoing performance data, and monitor the performance of interventions through TCLAS grant.
- 7th grade pre-algebra, 8th grade algebra, and 8th grade honors Increases math rigor.
- 100% dual enrollment participation.

COLLEGE STRATEGY

Our Aim

65% of Seniors Obtain an Associate's Degree or Matriculate to a College Option

Increase the % not going to a 4-year Institution, but receiving an associate's from ~20% to 40%

What Drives College Readiness?

High percentage of students completing the Associate's Degree

Strong College Advising and Family Support

Student Skills, Motivation, Time, and Stamina to Complete Dual Credit Courses

What are we doing to Influence these driving factors?

- Increasing academic rigor at earlier grades.
- Engaging families early in the roles, processes, and time required to succeed in dual enrollment.
- Improve marketing and college advising to build a college-going, degree earning, culture.
- Add the rootEd College Advising model which includes training, the addition of a rootEd advisor, and support for every student.
- Every student will build a postsecondary plan, supported by the rootEd advisor.
- Find creative ways to meet families where they are, to engage them in college processes and opportunities.
- Dual credit study halls provided on campus during school hours.
- Lunch and after hour tutorials to support intervention plans, remediation, and support.
- Provide internet access to students to extend support for challenging coursework to the home.

CAREER STRATEGY

Our Aim

15 of the 2024, 20 of the 2025, and 25 of the 2026 graduates will complete an Industry credential.

Unique challenge:
Changing legislation will require 3 courses and certification exam

What Drives Career Readiness?

Access to high-quality, workforce aligned, career pathways.

Strong partnerships with local IHE to extend offerings.

Time: Both teacher FTE/preps, as well as time in students' schedules.

What are we doing to Influence these driving factors?

- Collaborate with Career Craft to complete a CTE audit, analyze local workforce needs, and build a long-term plan as a CTE team.
- eDynamics learning curriculum for CTE courses.
- Identifying test preparation and training for Identified Industry certifications.
- Semester systems alignment with IHE – connect with key IHE leaders to modify, grow, and improve collaborative opportunities.
- Continue to explore dual enrollment courses to support CTE pathway course sequences.
- Support postsecondary advising by prioritizing CTE pathways, courses, and certificates most viable.
- Explore creative solutions to adding CTE staff to expand career offerings.
- Adjust the master schedule each March to align with modifications and adjustments to the CTE schedule.

RURAL CCMP

Questions?

ACCELERATOR

District Kick-Off Meeting

Who should attend?

Your district's CCMR Steering Committee

What's the purpose of this meeting?

- Align on the program objectives and your district's participation
- Understand what needs to happen to start the strategic planning process
- Ask any questions you have about the program expectations, activities, and resources

How do I schedule our district kick-off meeting?

1. You'll receive a follow-up email with a Calendly link to schedule.
2. Select one time slot that works for your district team.
3. You'll receive a calendar invite that will confirm your time.

Strategic Planning Sessions

Collaborative planning sessions
with your CCMR Steering
Committee and CCMR Coach

During these sessions, we will..

- ▶ Review past CCMR performance
- ▶ Identify strategies and resources
- ▶ Create targeted goals

Next Steps

Expect a follow-up email from Kathy with slides, recording, and next steps

- 01 Confirm District CCMR Steering Committee Members
- 02 Scheduled District Kick-Off with MAYA and Steering Committee
- 0J Data Leads: Upload requested documents
- 04 Complete partnership packet from TIN

SAFE RETURN TO SCHOOL

REPORT ON

IMPLEMENTATION

**Marathon ISD Mid-Year
Update to the Board**

February 22, 2023

INSTRUCTIONAL CONTINUITY

- TUTORING HB 4545
- ELEMENTARY MATHEMATICS
- MORE INTENTIONAL SUPPORT FOR STRUGGLING STUDENTS
- SYSTEMATIC INSPECTION OF ON-LINE AND DUAL CREDIT COURSES
- Immediate communication with parents on additional support needed by their student

Preparing for the Unknown

- Teachers in STAAR tested grades had the opportunity to attend the Region 18 Southern area training on STAAR Redesign
- Teachers in STAAR tested grades have been given the opportunity to give the interim assessment that mimics the new STAAR Redesigned.
- Weekly Bulletin, *The Communicator* is sent out to all personnel in the district. Sending out the latest letters from TEA, information from the Regional Service Center, and articles that come to the superintendent. The intent to keep the conversation about student learning.

**Marathon Independent School District
2022-2023 District of Innovation (DOI) Draft Plan
Posted for Public Comment**

February 15, 2023

Texas Education Code, Chapter 12A

Passed during the 84th Legislative Session, Texas Education Code, Chapter 12 allows Texas School Districts to pursue the designation of ‘District of Innovation,’ a provision that enables traditional independent school districts to access many of the flexibilities that are currently available to open-enrollment charter school districts. This code also intended to generate greater flexibility, local control, and innovation, to better meet the needs of Texas students. Through the development and approval of a ‘Local Innovation Plan’ a district may obtain certain exemptions from the Texas Education Code to advance their local strategic priorities.

Marathon ISD Committee Members:

| | |
|-------------------------|---------------------------------|
| Rosie Aguilar | Board Appointed |
| Terry Salas | Board Appointed |
| Betty Ramirez | Board Appointed |
| Kaye Houston | Board Appointed |
| Ernesto Aguilar | Board Appointed |
| Victoria Sanchez | Superintendent Appointed |
| Travis Jarrell | Superintendent Appointed |

Important Dates Pertinent to this Effort:

December 14, 2022: Board approved moving forward with the amendment and addition effort to DOI.

December 15-January 25, 2023 MISD Board Members appoint community members to this committee

| | |
|---------------------------------|--|
| January 30, 2023 Meeting #1 | DOI Committee |
| February 6, 2023 Meeting #2 | DOI Committee |
| February 14, 2023 Meeting #3 | DOI Committee (plan approved unanimously) |
| February 15, 2023 | Revised DOI Plan posted on MISD website |

Marathon ISD Current dispensations from Texas Education Code is **in place from 2022-2027:**

- 1- 25.0811 (EB LEGAL) First Day of Instruction Benefits to the District include a more balanced semester, more time to prepare for sports activities, additional time for students to study for STAAR retakes.
- 2- 21.002 (DCA LEGAL) Chapter 21 Employment Contracts. Contract may be renewed beyond the one-year probationary status, for a total of two years of probationary status.

- 3-** 21. 003 (DK LEGAL) Teacher Certifications allows us to have teachers engage in one subject outside of their certification area.

Additional Exemptions to be Considered as a Modification to the Plan:

Exemption: Texas Education Code 25.092

MINIMUM ATTENDANCE FOR CLASS CREDIT OR FINAL GRADE.

In order to better meet the needs and values of the Marathon ISD community, the District seeks relief from Texas Education Code Section 25.092, which inhibits our sports, co-curricular, and local priorities for a class if the student is not in attendance ninety percent of the time that the class is offered. The law currently awards credit based on ‘seat time’ rather than content mastery. Relief from Section 25.092 does not in any way impact or alter existing compulsory attendance

requirements or University Interscholastic League (UIL) rules.

Adding this exception would allow:

Students who miss seat time not to be penalized. This is meant to encourage more students to participate in extra and co-curricular activities such as:

Sports

Livestock Showings

UIL

Bereavement

History Fair

Additionally, parent supervised medical leaves also fall under this category.

Texas Education Code 21.003, 21.053, 21.044

TEACHER CERTIFICATION

In order to improve college and career readiness opportunities for our students as well as provide continuity to our students with their teachers, this flexibility will improve the overall support our students receive in their

schooling. Our District is divided into two sections: PreK through fifth grade and sixth through twelfth. Our assignment of classes to teachers and the subjects they teach also have to adhere to this configuration even though our teaching certificates do not. By allowing our teachers the flexibility to teach grade levels above or below their certification, we can better meet the academic needs of our students.

Also, the career and technical courses require teachers who are highly skilled in their career practices to provide the direct instruction needed in the hard-to-fill career and technical courses when highly qualified certified teachers are not available.

21. 003 (DK LEGAL) Teacher Certifications allowing us to have teachers teach three subjects outside of their certification only as it relates to grades 6, 7, and 8 in the same subject area.

This would be an additional request above and beyond the one currently being utilized (approved for school years 2022-2027) for teachers to be able to teach one course outside of their certified area. \

The following five dates are critical to MISD compliance of the adoption of this process:

February 22, 2023 Board of Trustees notify TEA Commissioner of intent to renew the DOI Plan

March 6, 2023 District Advisory Council (DAC) holds public meeting to approve DOI Plan (Majority vote required)

April 26, 2023 Board of Trustees votes to approve amendment of DOI Plan (2/3 majority vote required).

April 27, 2023 Post the Final Approved Plan on the MISD website and Notify Commissioner Morath of approval of plan

May 1, 2023 Provide a copy of {of the link} to the Texas Education Agency for posting on their website.

Please send all comments regarding this plan to:

gidurant@marathonisd.net