

**The Board of Trustees
La Porte Independent School District
Notice of Regular Meeting**



A Regular Meeting of the Board of Trustees of La Porte Independent School District will be held Tuesday, January 12, 2021 beginning at 5:00 PM in the Board Room of the Administration Building, 1002 San Jacinto St, La Porte, TX 77571. A livestream of this meeting will be broadcast online at: https://www.youtube.com/channel/UCU_VbqU3yaIX4RtLbD_ZaGg

Those who wish to make public comment must appear in person and complete the Public Comment Participation Request.

The subjects to be discussed or considered or upon which any formal action may be taken are as listed below. Items do not have to be taken in the order shown on this meeting notice.

Unless removed from the consent agenda, items identified within the consent agenda will be acted on at one time.

- I. **Call to Order**
CALL TO ORDER and an announcement by the president that a notice of the meeting has been posted in a manner required by law, and that a quorum is present.
- II. **Closed Meeting from 5:00 to 6:00 PM**
- III. **Reconvene from Closed Meeting 6:00 PM**
- IV. **Board Protocol, Pledge and Invocation**
 - A. Board Protocol will be read by Mr. David Janda, board president.
 - B. Pledge of Allegiance to the United States and Texas Flags.
 - C. Invocation will be given by Mrs. Kathy Green, board secretary.
- V. **Recognitions**
 - A. Student and Staff Recognitions

**Board of Trustees
La Porte Independent School District
La Porte, TX**

BOARD MEETING DATE: January 12, 2021

AGENDA ITEM NAME: Student and Staff Recognitions

THIS ITEM RELATES TO BOARD GOAL(S): 1, 3, 4

BACKGROUND INFORMATION:

The La Porte High School Mighty Bulldog Marching Band and Color Guard earned the first Area Finalist designation for La Porte High School since 1989. Doug Eger is director of bands.

La Porte High School's Boys' Cross Country Team advanced to the UIL State Cross Country Championships for the first time in school history. Naomi Green, a member of the La Porte High School Girls' Cross Country Team, qualified to run individually at the state meet. Ashley Stewart and Carolina Rodriguez are the head coaches for the boys' and girls' teams, respectively.

ADMINISTRATIVE RECOMMENDATION:

ATTACHMENTS: Yes

BUDGET INFORMATION: N/A

RESOURCE PERSONNEL: Adam J. Holland, director of communications and community relations; Matthew Burke, director of performing and visual arts; Elisha Thompson, director of athletics.

RECOMMENDED MOTION: N/A

Recognitions for January 12, 2021

January is School Board Recognition Month

January 2021 is School Board Recognition Month, offering a perfect opportunity to thank our elected school board members for caring about the future of our students and communities. La Porte ISD joins other districts across the state in celebrating these community volunteers for their commitment and contributions to children. “Navigating to Success” is the theme for 2021, demonstrating how local trustees give of themselves to provide outstanding opportunities for the children in their districts. While we appreciate the efforts of our trustees throughout the year, January is set aside as a special time for communities to celebrate their contributions and thank them for caring so much about the future of every child enrolled in our public schools.

Mighty Bulldog Marching Band named UIL Area Finalist

The band and color guard snagged third-place in visual performance at Area, earning the first Area Finalist designation for La Porte High School since 1989. La Porte was among a relative handful of schools that qualified for the Area competition after earning Sweepstakes, a composite first division rating by all judges, at the Region 19 UIL Marching Contest on Nov. 14 in Channelview.

Bulldogs Cross Country runners qualify for UIL State Championships

For the first time in the history of La Porte High School’s storied cross country program, the boys’ team advanced to the UIL State Cross Country Championships. Naomi Green ra individually in pursuit of a girl’s individual state crown. Green, a junior, punched her ticket with a tenth-place finish on Nov. 9 at the UIL Region III Cross Country Championships in Huntsville. The boys’ team finished third at the same meet to make local history. The top three finishing teams qualify for the state meet, whereas the top 10 individuals who are not on a qualifying team advance.

B. School Board Recognition Month

**Board of Trustees
La Porte Independent School District
La Porte, TX**

BOARD MEETING DATE: January 12, 2021

AGENDA ITEM NAME: Board Recognition Month

THIS ITEM RELATES TO BOARD GOAL(S): 1, 3, 4

BACKGROUND INFORMATION: January is School Board Recognition Month, and La Porte ISD joins other districts across the state in celebrating the countless contributions of the members of our Board of Trustees. This year's theme is "Navigating to Success."

ADMINISTRATIVE RECOMMENDATION: N/A

ATTACHMENTS: Recognitions

BUDGET INFORMATION: N/A

RESOURCE PERSONNEL: Adam J. Holland, director of communications and community Relations

RECOMMENDED MOTION: N/A

Recognitions for January 12, 2021

January is School Board Recognition Month

January 2021 is School Board Recognition Month, offering a perfect opportunity to thank our elected school board members for caring about the future of our students and communities. La Porte ISD joins other districts across the state in celebrating these community volunteers for their commitment and contributions to children. "Navigating to Success" is the theme for 2021, demonstrating how local trustees give of themselves to provide outstanding opportunities for the children in their districts. While we appreciate the efforts of our trustees throughout the year, January is set aside as a special time for communities to celebrate their contributions and thank them for caring so much about the future of every child enrolled in our public schools.

Mighty Bulldog Marching Band named UIL Area Finalist

The band and color guard snagged third-place in visual performance at Area, earning the first Area Finalist designation for La Porte High School since 1989. La Porte was among a relative handful of schools that qualified for the Area competition after earning Sweepstakes, a composite first division rating by all judges, at the Region 19 UIL Marching Contest on Nov. 14 in Channelview.

Bulldogs Cross Country runners qualify for UIL State Championships

For the first time in the history of La Porte High School's storied cross country program, the boys' team advanced to the UIL State Cross Country Championships. Naomi Green ran individually in pursuit of a girl's individual state crown. Green, a junior, punched her ticket with a tenth-place finish on Nov. 9 at the UIL Region III Cross Country Championships in Huntsville. The boys' team finished third at the same meet to make local history. The top three finishing teams qualify for the state meet, whereas the top 10 individuals who are not on a qualifying team advance.

VI. **Public Comments**

The Board will now hear those who wish to make comments and who have completed and returned the Public Comment Participation Request. This section will be conducted in accordance with the Texas Open Meetings Act and Board Policy. Complaints and concerns, for which other resolution channels are provided, shall be directed through those channels.

VII. **Reports**

A. Superintendent's Report

1. 2021-2022 Budget Calendar

Presenter: Rhonda Cumbie, chief financial officer

VIII. **Receive 2019-2020 Texas Academic Performance Report**

Presenter: Dr. Linda Wadleigh, deputy superintendent

2019-20 Texas Academic Performance Report

District Name: **LA PORTE ISD**

District Number: **101916**

2020 Accountability Rating: **Not Rated: Declared State of Disaster**

2020 Special Education Determination Status:

Meets Requirements

This page is intentionally blank.

District Name: LA PORTE ISD
 County Name: HARRIS
 District Number: 101916

Texas Education Agency Texas Academic Performance Report 2019-20 District STAAR Performance

Please note that due to the cancellation of spring 2020 State of Texas
 Assessments of Academic Readiness (STAAR) due to the COVID-19 pandemic,
 the Performance section of this year's report is not updated.

		Region	African	American	Pacific	Two or	Special	Special	Continu-	Continu-	Econ	EL					
	State	04	District	American	Hispanic	White	Indian	Asian	Islander	More	Ed	Ed	ously	ously	Disadv	(Current	
				Hispanic	White	Indian	Asian	Islander	Races	(Current)	(Former)	Enrolled	Enrolled		&		
STAAR Performance Rates by Tested Grade, Subject, and Performance Level																	
Grade 3 Reading																	
At Approaches Grade Level or Above	2019	76%	76%	86%	70%	88%	88%	*	100%	*	73%	55%	70%	87%	82%	83%	80%
	2018	77%	77%	89%	66%	88%	96%	*	100%	-	*	72%	100%	90%	86%	85%	86%
At Meets Grade Level or Above	2019	45%	46%	53%	34%	53%	56%	*	73%	*	64%	33%	40%	56%	43%	46%	43%
	2018	43%	44%	49%	24%	47%	56%	*	80%	-	*	28%	43%	50%	46%	40%	27%
At Masters Grade Level	2019	27%	28%	32%	17%	32%	34%	*	36%	*	36%	16%	20%	34%	23%	26%	22%
	2018	25%	25%	26%	6%	29%	28%	*	40%	-	*	2%	21%	28%	21%	19%	13%
Grade 3 Mathematics																	
At Approaches Grade Level or Above	2019	79%	79%	85%	77%	84%	88%	*	100%	*	82%	56%	70%	86%	80%	79%	73%
	2018	78%	79%	88%	72%	88%	92%	*	100%	-	*	55%	100%	89%	86%	86%	80%
At Meets Grade Level or Above	2019	49%	49%	50%	34%	50%	54%	*	64%	*	45%	33%	40%	52%	44%	43%	37%
	2018	47%	48%	56%	38%	56%	60%	*	80%	-	*	32%	62%	58%	52%	48%	54%
At Masters Grade Level	2019	25%	25%	24%	11%	23%	29%	*	18%	*	18%	15%	20%	26%	17%	21%	20%
	2018	23%	24%	26%	6%	27%	29%	*	40%	-	*	12%	23%	27%	24%	18%	20%
Grade 4 Reading																	
At Approaches Grade Level or Above	2019	75%	75%	86%	85%	84%	89%	*	*	-	67%	62%	88%	89%	79%	82%	78%
	2018	73%	73%	83%	75%	83%	84%	*	*	-	100%	55%	91%	84%	80%	80%	80%
At Meets Grade Level or Above	2019	44%	45%	51%	39%	50%	55%	*	*	-	33%	26%	56%	54%	45%	43%	36%
	2018	46%	46%	54%	38%	52%	57%	*	*	-	83%	35%	64%	54%	52%	45%	43%
At Masters Grade Level	2019	22%	23%	23%	17%	23%	24%	*	*	-	17%	8%	19%	24%	21%	16%	13%
	2018	24%	25%	27%	15%	26%	29%	*	*	-	17%	10%	27%	27%	26%	22%	20%
Grade 4 Mathematics																	
At Approaches Grade Level or Above	2019	75%	76%	84%	68%	87%	83%	*	*	-	50%	50%	88%	85%	81%	81%	85%
	2018	78%	80%	92%	88%	91%	93%	*	*	-	100%	69%	100%	92%	91%	91%	90%
At Meets Grade Level or Above	2019	48%	49%	55%	41%	56%	55%	*	*	-	17%	33%	44%	57%	49%	49%	50%
	2018	49%	51%	68%	55%	64%	74%	*	*	-	50%	37%	82%	68%	66%	62%	62%
At Masters Grade Level	2019	28%	30%	29%	17%	28%	30%	*	*	-	17%	14%	38%	29%	28%	21%	17%
	2018	27%	29%	38%	35%	33%	44%	*	*	-	33%	22%	45%	40%	34%	33%	27%
Grade 4 Writing																	
At Approaches Grade Level or Above	2019	67%	67%	74%	68%	72%	78%	*	*	-	50%	42%	63%	77%	68%	69%	63%
	2018	63%	63%	73%	68%	72%	74%	*	*	-	100%	42%	64%	74%	71%	68%	64%
At Meets Grade Level or Above	2019	35%	35%	37%	22%	40%	36%	*	*	-	33%	15%	0%	38%	35%	30%	29%
	2018	39%	40%	47%	32%	45%	50%	*	*	-	67%	24%	36%	48%	43%	39%	39%
At Masters Grade Level	2019	11%	11%	9%	2%	9%	9%	*	*	-	0%	8%	0%	9%	7%	4%	4%
	2018	11%	11%	12%	8%	10%	15%	*	*	-	0%	14%	18%	13%	7%	8%	13%

District Name: LA PORTE ISD
 County Name: HARRIS
 District Number: 101916

Texas Education Agency
 Texas Academic Performance Report
 2019-20 District STAAR Performance

Please note that due to the cancellation of spring 2020 State of Texas Assessments of Academic Readiness (STAAR) due to the COVID-19 pandemic, the Performance section of this year's report is not updated.

		Region	African	American	Pacific	Two or	Special	Special	Continu-	Continu-	Econ	EL					
	State	04	District	American	Hispanic	White	Indian	Asian	Islander	More	Ed	Ed	ously	ously	Disadv	(Current & Monitored)	
										Races	(Current)	(Former)	Enrolled	Enrolled			
Grade 5 Reading^																	
At Approaches Grade Level or Above	2019	86%	86%	95%	83%	95%	96%	*	*	-	100%	75%	92%	96%	90%	93%	91%
	2018	84%	83%	92%	96%	90%	95%	100%	100%	-	100%	62%	85%	93%	90%	89%	92%
At Meets Grade Level or Above	2019	54%	54%	57%	34%	56%	61%	*	*	-	60%	34%	58%	58%	53%	51%	49%
	2018	54%	54%	64%	62%	64%	63%	80%	100%	-	40%	44%	62%	64%	63%	57%	58%
At Masters Grade Level	2019	29%	30%	32%	26%	29%	38%	*	*	-	20%	11%	25%	34%	28%	26%	28%
	2018	26%	27%	29%	18%	27%	32%	20%	60%	-	20%	11%	23%	30%	26%	20%	17%
Grade 5 Mathematics^																	
At Approaches Grade Level or Above	2019	90%	89%	98%	97%	98%	98%	*	*	-	100%	91%	100%	99%	97%	99%	100%
	2018	91%	90%	98%	98%	97%	98%	100%	100%	-	100%	87%	100%	99%	96%	96%	98%
At Meets Grade Level or Above	2019	58%	59%	74%	60%	73%	77%	*	*	-	60%	55%	83%	76%	65%	67%	69%
	2018	58%	58%	77%	80%	75%	78%	80%	100%	-	100%	47%	77%	80%	69%	71%	74%
At Masters Grade Level	2019	36%	38%	47%	40%	46%	50%	*	*	-	40%	20%	42%	48%	43%	39%	41%
	2018	30%	31%	44%	38%	42%	46%	60%	80%	-	40%	27%	31%	46%	38%	37%	35%
Grade 5 Science																	
At Approaches Grade Level or Above	2019	75%	75%	85%	74%	83%	89%	*	*	-	*	66%	83%	87%	77%	79%	72%
	2018	76%	76%	88%	89%	83%	92%	100%	100%	-	100%	59%	77%	89%	85%	83%	77%
At Meets Grade Level or Above	2019	49%	50%	55%	37%	52%	63%	*	*	-	*	39%	83%	57%	49%	46%	30%
	2018	41%	42%	55%	47%	52%	59%	80%	80%	-	60%	39%	46%	56%	51%	45%	42%
At Masters Grade Level	2019	24%	25%	28%	14%	23%	36%	*	*	-	*	16%	33%	29%	24%	22%	14%
	2018	17%	18%	24%	13%	21%	29%	20%	60%	-	20%	4%	15%	25%	20%	18%	9%
Grade 6 Reading																	
At Approaches Grade Level or Above	2019	68%	69%	77%	80%	75%	80%	*	80%	-	57%	43%	80%	79%	71%	72%	70%
	2018	69%	71%	69%	44%	68%	74%	*	100%	*	*	45%	83%	71%	64%	63%	58%
At Meets Grade Level or Above	2019	37%	38%	41%	33%	42%	42%	*	40%	-	14%	21%	33%	41%	41%	35%	26%
	2018	39%	41%	39%	21%	39%	42%	*	86%	*	*	31%	33%	42%	32%	31%	26%
At Masters Grade Level	2019	18%	19%	20%	7%	22%	20%	*	20%	-	0%	11%	13%	19%	22%	18%	14%
	2018	19%	20%	19%	9%	17%	23%	*	86%	*	*	12%	0%	21%	13%	16%	12%
Grade 6 Mathematics																	
At Approaches Grade Level or Above	2019	81%	81%	89%	91%	89%	89%	*	100%	-	86%	62%	93%	89%	89%	87%	91%
	2018	77%	78%	87%	73%	85%	93%	100%	100%	*	*	76%	92%	91%	75%	82%	83%
At Meets Grade Level or Above	2019	47%	48%	57%	50%	56%	61%	*	60%	-	29%	23%	67%	59%	51%	52%	50%
	2018	44%	46%	53%	32%	49%	61%	60%	100%	*	*	35%	33%	56%	42%	44%	40%
At Masters Grade Level	2019	21%	22%	29%	24%	27%	32%	*	20%	-	0%	15%	40%	30%	24%	24%	26%
	2018	18%	20%	22%	9%	19%	27%	20%	100%	*	*	18%	8%	24%	18%	14%	16%
Grade 7 Reading																	
At Approaches Grade Level or Above	2019	76%	77%	74%	60%	72%	80%	100%	100%	*	*	46%	89%	76%	69%	69%	58%
	2018	74%	76%	69%	70%	69%	70%	*	100%	*	40%	39%	43%	72%	62%	69%	71%

District Name: LA PORTE ISD
 County Name: HARRIS
 District Number: 101916

Texas Education Agency Texas Academic Performance Report 2019-20 District STAAR Performance

Please note that due to the cancellation of spring 2020 State of Texas
 Assessments of Academic Readiness (STAAR) due to the COVID-19 pandemic,
 the Performance section of this year's report is not updated.

		State	Region 04	District	African American	Hispanic	White	American Indian	Asian	Pacific Islander	Two or More Races	Special Ed (Current)	Special Ed (Former)	Continu- ously Enrolled	Continu- ously Enrolled	Econ Disadv	EL (Current & Monitored)	
At Meets Grade Level or Above	2019	49%	51%	48%	27%	46%	52%	80%	100%	*	*	27%	56%	48%	46%	42%	31%	
	2018	48%	50%	42%	40%	39%	47%	*	50%	*	40%	20%	14%	44%	38%	39%	37%	
At Masters Grade Level	2019	29%	31%	28%	18%	27%	29%	40%	88%	*	*	13%	0%	28%	29%	26%	21%	
	2018	29%	30%	23%	25%	20%	26%	*	17%	*	20%	9%	14%	24%	20%	21%	16%	
Grade 7 Mathematics																		
At Approaches Grade Level or Above	2019	75%	77%	67%	49%	70%	69%	*	*	*	*	49%	83%	69%	64%	67%	62%	
	2018	72%	75%	58%	49%	56%	64%	*	*	*	60%	44%	50%	60%	53%	56%	54%	
At Meets Grade Level or Above	2019	43%	46%	20%	10%	17%	28%	*	*	*	*	23%	50%	20%	21%	18%	11%	
	2018	40%	43%	12%	12%	7%	17%	*	*	*	0%	14%	17%	12%	10%	11%	7%	
At Masters Grade Level	2019	17%	18%	3%	5%	2%	3%	*	*	*	*	10%	0%	2%	4%	2%	2%	
	2018	18%	20%	2%	2%	2%	2%	*	*	*	0%	5%	0%	1%	3%	1%	0%	
Grade 7 Writing																		
At Approaches Grade Level or Above	2019	70%	72%	72%	51%	71%	78%	100%	100%	*	*	35%	100%	73%	69%	68%	53%	
	2018	69%	69%	69%	67%	66%	72%	*	83%	*	60%	31%	43%	71%	62%	67%	60%	
At Meets Grade Level or Above	2019	42%	43%	42%	22%	39%	47%	80%	100%	*	*	22%	33%	43%	39%	34%	23%	
	2018	43%	44%	37%	32%	35%	41%	*	50%	*	20%	17%	29%	40%	27%	33%	37%	
At Masters Grade Level	2019	18%	19%	14%	9%	15%	12%	40%	88%	*	*	16%	0%	15%	14%	12%	5%	
	2018	15%	16%	9%	5%	9%	10%	*	0%	*	0%	10%	0%	8%	10%	8%	9%	
Grade 8 Reading^																		
At Approaches Grade Level or Above	2019	86%	86%	85%	75%	86%	86%	*	*	*	80%	63%	60%	87%	81%	83%	83%	
	2018	86%	86%	86%	70%	86%	90%	*	89%	*	80%	57%	*	89%	78%	80%	81%	
At Meets Grade Level or Above	2019	55%	56%	47%	43%	46%	49%	*	*	*	60%	22%	0%	48%	41%	43%	44%	
	2018	49%	51%	49%	34%	45%	54%	*	67%	*	60%	20%	*	51%	40%	39%	39%	
At Masters Grade Level	2019	28%	30%	21%	16%	21%	23%	*	*	*	20%	8%	0%	22%	16%	17%	20%	
	2018	27%	28%	25%	19%	22%	29%	*	33%	*	40%	11%	*	26%	22%	18%	15%	
Grade 8 Mathematics^																		
At Approaches Grade Level or Above	2019	88%	88%	88%	81%	88%	89%	100%	100%	*	83%	51%	63%	88%	86%	86%	84%	
	2018	86%	87%	92%	88%	92%	91%	*	100%	*	*	59%	100%	93%	87%	90%	93%	
At Meets Grade Level or Above	2019	57%	58%	51%	34%	48%	58%	60%	86%	*	50%	23%	38%	52%	49%	45%	35%	
	2018	51%	52%	61%	48%	60%	64%	*	75%	*	*	22%	80%	62%	58%	57%	61%	
At Masters Grade Level	2019	17%	18%	11%	4%	11%	11%	20%	71%	*	0%	8%	0%	11%	13%	8%	7%	
	2018	15%	16%	15%	6%	16%	16%	*	0%	*	*	11%	40%	16%	11%	12%	16%	
Grade 8 Science																		
At Approaches Grade Level or Above	2019	81%	81%	79%	74%	80%	80%	*	*	*	80%	48%	60%	80%	78%	77%	68%	
	2018	76%	77%	83%	69%	79%	90%	*	90%	*	80%	43%	*	85%	77%	78%	73%	
At Meets Grade Level or Above	2019	51%	52%	46%	31%	45%	52%	*	*	*	40%	23%	0%	48%	38%	39%	35%	
	2018	52%	53%	51%	29%	48%	59%	*	70%	*	60%	22%	*	55%	39%	42%	45%	
At Masters Grade Level	2019	25%	27%	19%	7%	19%	22%	*	*	*	20%	12%	0%	20%	17%	16%	20%	
	2018	28%	29%	27%	10%	23%	33%	*	50%	*	40%	12%	*	28%	22%	20%	18%	

District Name: LA PORTE ISD
 County Name: HARRIS
 District Number: 101916

Texas Education Agency
 Texas Academic Performance Report
 2019-20 District STAAR Performance

Please note that due to the cancellation of spring 2020 State of Texas Assessments of Academic Readiness (STAAR) due to the COVID-19 pandemic, the Performance section of this year's report is not updated.

		State	Region 04	District	African American	Hispanic	White	American Indian	Asian	Pacific Islander	Two or More Races	Special Ed (Current)	Special Ed (Former)	Continuously Enrolled	Non-Continuously Enrolled	Econ Disadv	EL (Current & Monitored)
Grade 8 Social Studies																	
At Approaches Grade Level or Above	2019	69%	70%	65%	56%	67%	65%	*	*	*	40%	38%	20%	66%	62%	61%	64%
	2018	65%	66%	69%	60%	65%	75%	*	80%	*	80%	34%	*	70%	66%	61%	60%
At Meets Grade Level or Above	2019	37%	38%	25%	22%	24%	29%	*	*	*	20%	20%	0%	26%	24%	22%	20%
	2018	36%	37%	36%	27%	32%	40%	*	50%	*	60%	17%	*	37%	30%	27%	30%
At Masters Grade Level	2019	21%	23%	10%	4%	10%	12%	*	*	*	20%	5%	0%	11%	8%	10%	7%
	2018	21%	22%	21%	10%	19%	24%	*	30%	*	40%	9%	*	22%	18%	14%	16%
End of Course English I																	
At Approaches Grade Level or Above	2019	68%	67%	65%	56%	66%	63%	80%	89%	*	83%	32%	50%	69%	50%	63%	59%
	2018	65%	65%	67%	50%	69%	66%	56%	86%	*	100%	34%	*	69%	59%	68%	62%
At Meets Grade Level or Above	2019	50%	50%	48%	36%	48%	49%	40%	78%	*	83%	12%	33%	52%	36%	45%	37%
	2018	44%	45%	45%	31%	44%	46%	22%	86%	*	88%	16%	*	48%	31%	45%	36%
At Masters Grade Level	2019	11%	11%	8%	6%	8%	9%	0%	11%	*	17%	5%	0%	9%	5%	7%	4%
	2018	7%	8%	5%	6%	3%	6%	0%	14%	*	13%	3%	*	5%	4%	3%	2%
End of Course English II																	
At Approaches Grade Level or Above	2019	68%	69%	64%	53%	64%	67%	25%	100%	*	86%	27%	38%	68%	50%	63%	53%
	2018	67%	67%	67%	44%	68%	70%	33%	89%	*	67%	27%	60%	69%	60%	66%	54%
At Meets Grade Level or Above	2019	49%	50%	46%	38%	45%	49%	25%	89%	*	43%	16%	25%	50%	31%	43%	23%
	2018	48%	48%	44%	23%	41%	52%	33%	78%	*	33%	12%	40%	46%	36%	38%	27%
At Masters Grade Level	2019	8%	9%	4%	5%	2%	6%	0%	11%	*	0%	6%	0%	4%	2%	3%	0%
	2018	8%	9%	6%	2%	6%	7%	0%	22%	*	33%	3%	0%	7%	4%	5%	4%
End of Course Algebra I																	
At Approaches Grade Level or Above	2019	85%	84%	76%	59%	78%	76%	80%	100%	*	*	41%	*	80%	63%	73%	80%
	2018	83%	83%	82%	68%	83%	84%	44%	100%	*	100%	46%	*	83%	80%	84%	80%
At Meets Grade Level or Above	2019	61%	61%	43%	41%	44%	43%	40%	43%	*	*	12%	*	48%	28%	38%	49%
	2018	55%	55%	51%	41%	52%	51%	22%	86%	*	60%	18%	*	53%	42%	48%	47%
At Masters Grade Level	2019	37%	38%	19%	16%	20%	18%	0%	29%	*	*	7%	*	21%	12%	17%	19%
	2018	32%	34%	29%	18%	26%	33%	11%	86%	*	40%	7%	*	31%	20%	22%	31%
End of Course Biology																	
At Approaches Grade Level or Above	2019	88%	88%	85%	82%	84%	88%	60%	90%	*	86%	52%	*	87%	77%	83%	78%
	2018	87%	86%	85%	69%	86%	87%	43%	100%	*	88%	58%	*	86%	80%	85%	84%
At Meets Grade Level or Above	2019	62%	63%	57%	44%	55%	60%	60%	90%	*	57%	20%	*	62%	41%	52%	42%
	2018	59%	60%	57%	39%	53%	65%	14%	100%	*	75%	22%	*	60%	46%	54%	44%
At Masters Grade Level	2019	25%	28%	17%	14%	14%	19%	0%	30%	*	29%	7%	*	19%	10%	13%	11%
	2018	24%	26%	21%	18%	17%	25%	0%	50%	*	38%	3%	*	22%	16%	15%	12%
End of Course U.S. History																	
At Approaches Grade Level or Above	2019	93%	93%	93%	80%	93%	95%	*	100%	-	100%	74%	67%	94%	87%	92%	89%
	2018	92%	91%	94%	82%	95%	96%	*	100%	-	100%	72%	*	95%	88%	94%	86%
At Meets Grade Level or Above	2019	73%	75%	76%	60%	74%	81%	*	100%	-	60%	41%	50%	78%	70%	74%	39%
	2018	70%	71%	72%	49%	74%	76%	*	86%	-	57%	33%	*	75%	58%	74%	52%

District Name: LA PORTE ISD
 County Name: HARRIS
 District Number: 101916

Texas Education Agency
 Texas Academic Performance Report
 2019-20 District STAAR Performance

Please note that due to the cancellation of spring 2020 State of Texas Assessments of Academic Readiness (STAAR) due to the COVID-19 pandemic, the Performance section of this year's report is not updated.

		State	Region 04	District	African American	Hispanic	White	American Indian	Asian	Pacific Islander	Two or More Races	Special Ed (Current)	Special Ed (Former)	Continuously Enrolled	Non-Continuously Enrolled	Econ Disadv	EL (Current & Monitored)
At Masters Grade Level	2019	45%	49%	42%	20%	38%	50%	*	30%	-	40%	17%	17%	42%	41%	39%	11%
	2018	40%	43%	38%	21%	38%	42%	*	71%	-	14%	7%	*	40%	28%	34%	17%
All Grades All Subjects																	
At Approaches Grade Level or Above	2019	78%	78%	80%	71%	81%	82%	79%	95%	60%	74%	51%	77%	82%	75%	78%	74%
	2018	77%	77%	81%	70%	80%	84%	75%	94%	72%	82%	51%	81%	82%	76%	78%	76%
At Meets Grade Level or Above	2019	50%	51%	50%	36%	49%	53%	54%	76%	20%	42%	25%	44%	52%	43%	44%	37%
	2018	48%	49%	51%	37%	50%	56%	54%	77%	39%	54%	25%	48%	54%	44%	45%	42%
At Masters Grade Level	2019	24%	25%	21%	13%	20%	23%	24%	37%	0%	17%	10%	17%	22%	18%	17%	15%
	2018	22%	23%	22%	13%	21%	25%	16%	43%	6%	21%	9%	18%	23%	18%	17%	15%
All Grades ELA/Reading																	
At Approaches Grade Level or Above	2019	75%	75%	78%	69%	78%	80%	74%	94%	63%	73%	47%	75%	80%	71%	76%	71%
	2018	74%	74%	77%	63%	77%	80%	75%	94%	71%	76%	45%	80%	79%	72%	75%	73%
At Meets Grade Level or Above	2019	48%	49%	49%	36%	48%	51%	56%	75%	25%	49%	22%	42%	51%	42%	44%	37%
	2018	46%	47%	48%	34%	46%	52%	56%	78%	29%	52%	23%	43%	50%	42%	42%	36%
At Masters Grade Level	2019	21%	22%	20%	13%	19%	21%	26%	28%	0%	18%	9%	12%	20%	18%	17%	15%
	2018	19%	20%	19%	12%	18%	21%	17%	36%	0%	19%	7%	14%	20%	17%	16%	12%
All Grades Mathematics																	
At Approaches Grade Level or Above	2019	82%	82%	85%	75%	86%	85%	81%	100%	67%	79%	55%	85%	86%	81%	82%	82%
	2018	81%	82%	86%	76%	86%	89%	74%	97%	83%	81%	60%	92%	88%	82%	85%	84%
At Meets Grade Level or Above	2019	52%	53%	52%	38%	51%	55%	54%	72%	17%	33%	28%	55%	54%	45%	46%	44%
	2018	50%	51%	56%	43%	54%	60%	55%	86%	50%	52%	28%	58%	58%	50%	50%	51%
At Masters Grade Level	2019	26%	28%	24%	16%	24%	26%	23%	41%	0%	12%	12%	28%	25%	21%	20%	19%
	2018	24%	25%	26%	15%	25%	30%	26%	56%	0%	23%	13%	24%	28%	22%	20%	21%
All Grades Writing																	
At Approaches Grade Level or Above	2019	68%	69%	73%	59%	72%	78%	100%	100%	*	50%	39%	76%	75%	69%	69%	58%
	2018	66%	66%	71%	67%	69%	73%	100%	88%	*	82%	36%	56%	72%	67%	68%	62%
At Meets Grade Level or Above	2019	38%	39%	39%	22%	40%	41%	57%	83%	*	30%	19%	12%	40%	37%	32%	26%
	2018	41%	42%	42%	32%	40%	46%	83%	50%	*	45%	21%	33%	44%	35%	36%	38%
At Masters Grade Level	2019	14%	15%	11%	6%	12%	11%	29%	75%	*	0%	12%	0%	12%	10%	7%	4%
	2018	13%	13%	10%	6%	9%	13%	0%	0%	*	0%	12%	11%	11%	9%	8%	11%
All Grades Science																	
At Approaches Grade Level or Above	2019	81%	82%	83%	77%	82%	86%	82%	94%	*	81%	55%	76%	85%	77%	80%	73%
	2018	80%	80%	85%	75%	83%	89%	69%	95%	*	89%	53%	74%	86%	81%	82%	78%
At Meets Grade Level or Above	2019	54%	55%	53%	37%	51%	59%	55%	76%	*	50%	26%	62%	56%	43%	46%	36%
	2018	51%	52%	55%	38%	51%	61%	44%	81%	*	67%	26%	47%	57%	45%	47%	44%
At Masters Grade Level	2019	25%	27%	21%	12%	19%	26%	18%	35%	*	31%	11%	19%	22%	17%	17%	15%
	2018	23%	24%	24%	14%	20%	29%	6%	52%	*	33%	6%	16%	25%	20%	18%	13%
All Grades Social Studies																	
At Approaches Grade Level or Above	2019	81%	81%	78%	64%	79%	81%	67%	79%	*	70%	55%	45%	80%	73%	73%	68%
	2018	78%	79%	82%	70%	80%	85%	75%	88%	*	92%	52%	88%	83%	74%	75%	67%

District Name: LA PORTE ISD
 County Name: HARRIS
 District Number: 101916

Texas Education Agency Texas Academic Performance Report 2019-20 District STAAR Performance

Please note that due to the cancellation of spring 2020 State of Texas
 Assessments of Academic Readiness (STAAR) due to the COVID-19 pandemic,
 the Performance section of this year's report is not updated.

		State	Region 04	District	African American	Hispanic	White	American Indian	Asian	Pacific Islander	Two or More Races	Special Ed (Current)	Special Ed (Former)	Continu- ously Enrolled	Non- Continu- ously Enrolled	Econ Disadv	EL (Current & Monitored)
At Meets Grade Level or Above	2019	55%	57%	50%	36%	47%	56%	33%	79%	*	40%	30%	27%	51%	44%	43%	24%
	2018	53%	54%	54%	37%	54%	57%	38%	65%	*	58%	25%	50%	57%	41%	47%	36%
At Masters Grade Level	2019	33%	36%	26%	10%	23%	32%	17%	29%	*	30%	11%	9%	26%	23%	22%	8%
	2018	31%	32%	29%	15%	29%	32%	13%	47%	*	25%	8%	25%	31%	22%	22%	17%

District Name: LA PORTE ISD
 County Name: HARRIS
 District Number: 101916

Texas Education Agency Texas Academic Performance Report 2019-20 District Progress

Please note that due to the cancellation of spring 2020 State of Texas
 Assessments of Academic Readiness (STAAR) due to the COVID-19 pandemic,
 the Performance section of this year's report is not updated.

		State	Region 04	District	African American	Hispanic	White	American Indian	Asian	Pacific Islander	Two or More Races	Special Ed (Current)	Special Ed (Former)	Continuously Enrolled	Non-Continuously Enrolled	Econ Disadv	EL (Current & Monitored)
School Progress Domain - Academic Growth Score by Grade and Subject																	
Grade 4 ELA/Reading	2019	61	63	63	80	65	57	*	*	-	67	54	64	63	63	63	63
	2018	63	64	64	50	66	65	*	*	-	58	71	64	64	64	60	58
Grade 4 Mathematics	2019	65	66	64	54	68	61	*	*	-	42	59	81	63	65	63	60
	2018	65	67	75	73	70	81	*	*	-	58	88	77	75	74	71	67
Grade 5 ELA/Reading	2019	81	81	80	80	77	82	*	*	-	*	81	75	80	78	81	83
	2018	80	80	78	75	77	79	80	100	-	100	75	85	77	82	77	86
Grade 5 Mathematics	2019	83	82	86	85	89	82	*	*	-	*	83	71	84	91	84	89
	2018	81	79	82	74	81	83	60	90	-	90	87	73	82	82	78	78
Grade 6 ELA/Reading	2019	42	44	42	34	42	43	*	60	-	8	30	30	41	43	41	35
	2018	47	49	38	28	37	40	*	86	*	*	39	33	38	39	35	29
Grade 6 Mathematics	2019	54	55	53	59	51	56	*	20	-	33	48	67	53	57	53	52
	2018	56	57	52	45	51	54	*	100	*	*	63	58	53	50	49	59
Grade 7 ELA/Reading	2019	77	78	75	74	72	78	90	94	*	*	75	61	75	72	71	68
	2018	76	77	66	66	67	65	*	83	*	60	70	57	66	67	69	71
Grade 7 Mathematics	2019	62	63	44	33	48	41	*	*	*	*	38	83	40	53	44	42
	2018	67	67	44	37	46	43	*	*	*	60	55	17	42	48	41	51
Grade 8 ELA/Reading	2019	77	78	72	68	71	75	*	*	*	*	70	60	73	69	69	72
	2018	79	79	77	78	76	78	*	50	*	*	83	*	76	79	73	72
Grade 8 Mathematics	2019	82	84	73	73	73	71	90	86	*	80	56	63	73	70	75	74
	2018	81	81	79	84	79	80	*	56	*	*	78	100	79	81	79	77
End of Course English II	2019	69	70	60	59	61	60	30	61	*	30	46	*	61	57	58	57
	2018	67	67	64	44	64	67	*	69	-	*	44	*	64	66	66	68
End of Course Algebra I	2019	75	75	53	53	53	52	*	57	*	*	22	*	55	43	49	58
	2018	72	72	68	67	72	65	43	86	*	80	37	*	70	60	66	68
All Grades Both Subjects	2019	69	70	64	63	65	64	74	73	61	49	55	66	64	64	63	64
	2018	69	70	67	61	66	68	67	73	60	68	65	63	67	66	64	65
All Grades ELA/Reading	2019	68	69	65	66	65	65	73	77	70	50	61	58	65	64	64	64
	2018	69	69	65	58	65	66	74	70	*	65	63	62	65	66	64	63
All Grades Mathematics	2019	70	71	63	60	65	62	76	69	*	48	50	74	63	64	63	63
	2018	70	70	68	63	68	69	63	76	58	70	67	65	69	67	65	67

District Name: LA PORTE ISD
 County Name: HARRIS
 District Number: 101916

Texas Education Agency
Texas Academic Performance Report
2019-20 District Prior Year and Student Success Initiative

Please note that due to the cancellation of spring 2020 State of Texas Assessments of Academic Readiness (STAAR) due to the COVID-19 pandemic, the Performance section of this year's report is not updated.

		State	Region 04	District	African American	Hispanic	White	American Indian	Asian	Pacific Islander	Two or More Races	Special Ed	Econ Disadv	EL (Current)
Progress of Prior-Year Non-Proficient Students														
Sum of Grades 4-8														
Reading	2019	41%	40%	51%	38%	51%	54%	*	*	*	56%	38%	47%	43%
	2018	38%	38%	39%	39%	38%	40%	*	*	*	*	23%	35%	39%
Mathematics	2019	45%	45%	56%	39%	59%	60%	*	*	-	43%	30%	55%	48%
	2018	47%	46%	58%	55%	58%	60%	*	*	*	*	44%	57%	58%
Student Success Initiative														
Grade 5 Reading														
Students Meeting Approaches Grade Level on First STAAR Administration														
	2019	78%	77%	87%	74%	88%	89%	*	*	-	100%	54%	85%	82%
Students Requiring Accelerated Instruction														
	2019	22%	23%	13%	26%	12%	11%	*	*	-	0%	46%	15%	18%
STAAR Cumulative Met Standard														
	2019	86%	86%	95%	85%	96%	96%	*	*	-	100%	74%	94%	92%
STAAR Non-Proficient Students Promoted by Grade Placement Committee														
	2018	97%	99%	*	-	*	-	-	-	-	-	*	*	-
Grade 5 Mathematics														
Students Meeting Approaches Grade Level on First STAAR Administration														
	2019	83%	83%	95%	97%	95%	96%	*	*	-	80%	76%	95%	95%
Students Requiring Accelerated Instruction														
	2019	17%	17%	5%	3%	5%	4%	*	*	-	20%	24%	5%	5%
STAAR Cumulative Met Standard														
	2019	90%	89%	98%	97%	98%	98%	*	*	-	100%	89%	99%	100%
STAAR Non-Proficient Students Promoted by Grade Placement Committee														
	2018	97%	99%	*	-	*	-	-	-	-	-	*	*	-
Grade 8 Reading														
Students Meeting Approaches Grade Level on First STAAR Administration														
	2019	78%	79%	77%	70%	77%	77%	*	*	*	80%	40%	75%	45%
Students Requiring Accelerated Instruction														
	2019	22%	21%	23%	30%	23%	24%	*	*	*	20%	60%	25%	55%
STAAR Cumulative Met Standard														
	2019	85%	86%	85%	75%	86%	86%	*	*	*	80%	58%	82%	68%
Grade 8 Mathematics														
Students Meeting Approaches Grade Level on First STAAR Administration														
	2019	82%	83%	82%	71%	82%	85%	80%	100%	*	83%	38%	80%	67%
Students Requiring Accelerated Instruction														
	2019	18%	17%	18%	29%	18%	15%	20%	0%	*	17%	62%	20%	33%
STAAR Cumulative Met Standard														
	2019	88%	88%	87%	81%	87%	88%	100%	100%	*	83%	43%	86%	73%

District Name: LA PORTE ISD
 County Name: HARRIS
 District Number: 101916

Texas Education Agency
 Texas Academic Performance Report
 2019-20 District STAAR Performance

Bilingual Education/English as a Second Language

(Current EL Students)

Please note that due to the cancellation of spring 2020 State of Texas Assessments of Academic Readiness (STAAR) due to the COVID-19 pandemic, the Performance section of this year's report is not updated.

		State	Region 04	District	Bilingual Education	BE-Trans Early Exit	BE-Trans Late Exit	BE-Dual Two-Way	BE-Dual One-Way	ESL	ESL Content	ESL Pull-Out	LEP No Services	LEP with Services	Total EL
STAAR Performance Rate by Subject and Performance Level															
All Grades All Subjects															
At Approaches Grade Level or Above	2019	78%	78%	80%	80%	-	76%	87%	-	62%	72%	59%	72%	69%	69%
	2018	77%	77%	81%	79%	-	78%	81%	-	61%	76%	58%	65%	70%	70%
At Meets Grade Level or Above	2019	50%	51%	50%	42%	-	39%	48%	-	24%	39%	21%	24%	31%	31%
	2018	48%	49%	51%	43%	-	41%	47%	-	24%	40%	19%	37%	33%	33%
At Masters Grade Level	2019	24%	25%	21%	21%	-	19%	24%	-	7%	13%	6%	14%	13%	13%
	2018	22%	23%	22%	17%	-	14%	24%	-	7%	12%	5%	14%	11%	12%
All Grades ELA/Reading															
At Approaches Grade Level or Above	2019	75%	75%	78%	84%	-	81%	91%	-	56%	69%	53%	76%	67%	67%
	2018	74%	74%	77%	78%	-	79%	75%	-	55%	72%	50%	60%	66%	66%
At Meets Grade Level or Above	2019	48%	49%	49%	45%	-	44%	45%	-	23%	31%	21%	20%	31%	30%
	2018	46%	47%	48%	33%	-	33%	34%	-	17%	37%	11%	27%	25%	25%
At Masters Grade Level	2019	21%	22%	20%	23%	-	21%	27%	-	8%	13%	7%	8%	14%	14%
	2018	19%	20%	19%	14%	-	12%	20%	-	4%	9%	2%	13%	9%	9%
All Grades Mathematics															
At Approaches Grade Level or Above	2019	82%	82%	85%	86%	-	81%	95%	-	74%	78%	73%	86%	79%	80%
	2018	81%	82%	86%	85%	-	83%	91%	-	78%	91%	73%	69%	82%	81%
At Meets Grade Level or Above	2019	52%	53%	52%	51%	-	47%	58%	-	31%	46%	26%	36%	40%	39%
	2018	50%	51%	56%	54%	-	51%	63%	-	35%	55%	28%	46%	45%	45%
At Masters Grade Level	2019	26%	28%	24%	27%	-	24%	33%	-	9%	15%	8%	23%	17%	17%
	2018	24%	25%	26%	21%	-	16%	34%	-	13%	23%	10%	15%	18%	18%
All Grades Writing															
At Approaches Grade Level or Above	2019	68%	69%	73%	61%	-	57%	68%	-	48%	67%	42%	*	54%	54%
	2018	66%	66%	71%	67%	-	64%	71%	-	35%	42%	33%	*	53%	53%
At Meets Grade Level or Above	2019	38%	39%	39%	25%	-	19%	36%	-	20%	39%	14%	*	22%	23%
	2018	41%	42%	42%	42%	-	39%	46%	-	13%	17%	11%	*	29%	29%
At Masters Grade Level	2019	14%	15%	11%	3%	-	2%	5%	-	1%	0%	2%	*	2%	3%
	2018	13%	13%	10%	17%	-	14%	21%	-	0%	0%	0%	*	9%	9%
All Grades Science															
At Approaches Grade Level or Above	2019	81%	82%	83%	72%	-	70%	76%	-	60%	73%	58%	33%	64%	63%
	2018	80%	80%	85%	70%	-	67%	86%	-	66%	71%	65%	83%	67%	68%
At Meets Grade Level or Above	2019	54%	55%	53%	29%	-	21%	40%	-	23%	45%	20%	0%	26%	25%
	2018	51%	52%	55%	33%	-	33%	29%	-	25%	21%	25%	50%	27%	28%
At Masters Grade Level	2019	25%	27%	21%	14%	-	15%	12%	-	7%	27%	5%	0%	10%	9%
	2018	23%	24%	24%	8%	-	9%	0%	-	3%	0%	4%	17%	5%	5%
All Grades Social Studies															
At Approaches Grade Level or Above	2019	81%	81%	78%	-	-	-	-	-	60%	-	60%	*	60%	57%
	2018	78%	79%	82%	-	-	-	-	-	50%	-	50%	60%	50%	51%
At Meets Grade Level or Above	2019	55%	57%	50%	-	-	-	-	-	11%	-	11%	*	11%	10%
	2018	53%	54%	54%	-	-	-	-	-	22%	-	22%	40%	22%	24%
At Masters Grade Level	2019	33%	36%	26%	-	-	-	-	-	2%	-	2%	*	2%	2%
	2018	31%	32%	29%	-	-	-	-	-	11%	-	11%	20%	11%	12%
School Progress Domain - Academic Growth Score															
All Grades Both Subjects	2019	69%	70%	64%	75%	-	73%	78%	-	55%	54%	55%	56%	62%	62%
	2018	69%	70%	67%	60%	-	57%	67%	-	66%	77%	63%	76%	63%	63%
All Grades ELA/Reading	2019	68%	69%	65%	76%	-	74%	79%	-	58%	55%	58%	50%	64%	63%
	2018	69%	69%	65%	57%	-	56%	59%	-	65%	70%	63%	73%	61%	61%
All Grades Mathematics	2019	70%	71%	63%	74%	-	71%	78%	-	52%	53%	52%	63%	61%	61%

District Name: LA PORTE ISD
 County Name: HARRIS
 District Number: 101916

Texas Education Agency
Texas Academic Performance Report
2019-20 District STAAR Performance

Bilingual Education/English as a Second Language

(Current EL Students)

Please note that due to the cancellation of spring 2020 State of Texas Assessments of Academic Readiness (STAAR) due to the COVID-19 pandemic, the Performance section of this year's report is not updated.

	2018	State	Region 04	District	Bilingual Education	BE-Trans Early Exit	BE-Trans Late Exit	BE-Dual Two-Way	BE-Dual One-Way	ESL	ESL Content	ESL Pull-Out	LEP No Services	LEP with Services	Total EL
	2018	70%	70%	68%	63%	-	58%	74%	-	67%	84%	62%	80%	65%	65%
Progress of Prior Year STAAR Non-Proficient Students (Percent of Non-Proficient Passing STAAR)															
Reading	2019	41%	40%	51%	62%	-	62%	63%	-	37%	46%	35%	*	43%	43%
	2018	38%	38%	39%	58%	-	54%	*	-	35%	50%	31%	*	41%	39%
Mathematics	2019	45%	45%	56%	75%	-	64%	100%	-	29%	43%	25%	80%	45%	48%
	2018	47%	46%	58%	56%	-	*	*	-	60%	*	59%	*	59%	58%

Texas Education Agency
Texas Academic Performance Report
2019-20 District STAAR Participation

District Name: LA PORTE ISD
 County Name: HARRIS
 District Number: 101916

Please note that due to the cancellation of spring 2020 State of Texas Assessments of Academic Readiness (STAAR) due to the COVID-19 pandemic, the Participation section of this year's report is not updated.

	State	Region 04	District	African American	Hispanic	White	American Indian	Asian	Pacific Islander	Two or More Races	Special Ed	Econ Disadv	EL (Current)
2019 STAAR Participation (All Grades)													
All Tests													
Assessment Participant	99%	99%	99%	99%	99%	99%	100%	100%	100%	100%	100%	99%	100%
Included in Accountability	94%	94%	95%	95%	95%	96%	97%	98%	100%	89%	95%	94%	94%
Not Included in Accountability													
Mobile	4%	4%	4%	4%	4%	3%	3%	2%	0%	11%	3%	5%	4%
Other Exclusions	1%	1%	0%	0%	1%	0%	0%	0%	0%	0%	1%	0%	2%
Not Tested	1%	1%	1%	1%	1%	1%	0%	0%	0%	0%	0%	1%	0%
Absent	1%	1%	1%	1%	1%	1%	0%	0%	0%	0%	0%	1%	0%
Other	0%	0%	0%	0%	0%	0%	0%	0%	0%	0%	0%	0%	0%
2018 STAAR Participation (All Grades)													
All Tests													
Assessment Participant	99%	99%	100%	100%	100%	100%	100%	99%	100%	100%	100%	100%	100%
Included in Accountability	94%	94%	96%	97%	96%	96%	100%	97%	100%	93%	96%	95%	91%
Not Included in Accountability													
Mobile	4%	4%	3%	3%	3%	3%	0%	2%	0%	7%	3%	4%	4%
Other Exclusions	1%	1%	1%	0%	1%	0%	0%	0%	0%	0%	1%	0%	5%
Not Tested	1%	1%	0%	0%	0%	0%	0%	1%	0%	0%	0%	0%	0%
Absent	1%	1%	0%	0%	0%	0%	0%	1%	0%	0%	0%	0%	0%
Other	0%	0%	0%	0%	0%	0%	0%	0%	0%	0%	0%	0%	0%

Texas Education Agency
Texas Academic Performance Report
2019-20 District Attendance, Graduation, and Dropout Rates

District Name: LA PORTE ISD
 County Name: HARRIS
 District Number: 101916

	State	Region 04	District	African American	Hispanic	White	American Indian	Asian	Pacific Islander	Two or More Races	Special Ed	Econ Disadv	EL (Current)
Attendance Rate													
2018-19	95.4%	95.5%	94.3%	94.1%	94.5%	93.9%	93.1%	97.0%	91.8%	92.8%	93.7%	93.8%	95.7%
2017-18	95.4%	95.4%	94.7%	94.8%	95.0%	94.4%	95.1%	97.0%	93.5%	94.3%	94.0%	94.4%	96.0%
Annual Dropout Rate (Gr 7-8)													
2018-19	0.4%	0.6%	0.1%	0.0%	0.2%	0.0%	0.0%	0.0%	*	0.0%	0.0%	0.1%	0.8%
2017-18	0.4%	0.6%	0.0%	0.0%	0.0%	0.0%	0.0%	0.0%	*	0.0%	0.0%	0.0%	0.0%
Annual Dropout Rate (Gr 9-12)													
2018-19	1.9%	2.0%	1.2%	0.6%	1.1%	1.6%	0.0%	0.0%	*	0.0%	2.3%	0.7%	0.0%
2017-18	1.9%	2.1%	0.9%	0.0%	1.2%	0.8%	0.0%	0.0%	*	2.1%	1.1%	1.1%	1.2%
4-Year Longitudinal Rate (Gr 9-12)													
Class of 2019													
Graduated	90.0%	89.0%	93.0%	97.1%	94.1%	91.4%	*	87.5%	-	90.9%	90.7%	90.5%	83.3%
Received TxCHSE	0.5%	0.4%	0.9%	0.0%	0.3%	1.0%	*	12.5%	-	9.1%	0.0%	1.4%	0.0%
Continued HS	3.7%	3.7%	1.8%	0.0%	1.4%	2.9%	*	0.0%	-	0.0%	1.9%	3.2%	0.0%
Dropped Out	5.9%	6.9%	4.3%	2.9%	4.1%	4.8%	*	0.0%	-	0.0%	7.4%	5.0%	16.7%
Graduates and TxCHSE	90.4%	89.5%	93.9%	97.1%	94.5%	92.3%	*	100.0%	-	100.0%	90.7%	91.8%	83.3%
Graduates, TxCHSE, and Continuers	94.1%	93.1%	95.7%	97.1%	95.9%	95.2%	*	100.0%	-	100.0%	92.6%	95.0%	83.3%
Class of 2018													
Graduated	90.0%	88.9%	92.7%	90.9%	93.7%	91.8%	*	100.0%	*	83.3%	91.5%	91.3%	100.0%
Received TxCHSE	0.4%	0.5%	1.1%	0.0%	0.8%	1.8%	*	0.0%	*	0.0%	0.0%	1.3%	0.0%
Continued HS	3.8%	4.0%	1.1%	6.1%	0.4%	1.4%	*	0.0%	*	0.0%	0.0%	1.3%	0.0%
Dropped Out	5.7%	6.6%	5.1%	3.0%	5.1%	5.0%	*	0.0%	*	16.7%	8.5%	6.1%	0.0%
Graduates and TxCHSE	90.4%	89.3%	93.8%	90.9%	94.5%	93.6%	*	100.0%	*	83.3%	91.5%	92.6%	100.0%
Graduates, TxCHSE, and Continuers	94.3%	93.4%	94.9%	97.0%	94.9%	95.0%	*	100.0%	*	83.3%	91.5%	93.9%	100.0%
5-Year Extended Longitudinal Rate (Gr 9-12)													
Class of 2018													
Graduated	92.2%	91.3%	93.8%	94.1%	94.9%	92.7%	*	100.0%	*	83.3%	91.5%	93.0%	100.0%
Received TxCHSE	0.6%	0.6%	1.5%	0.0%	1.2%	2.3%	*	0.0%	*	0.0%	0.0%	2.2%	0.0%
Continued HS	1.1%	1.1%	0.4%	2.9%	0.0%	0.5%	*	0.0%	*	0.0%	0.0%	0.0%	0.0%
Dropped Out	6.1%	7.0%	4.3%	2.9%	4.0%	4.5%	*	0.0%	*	16.7%	8.5%	4.8%	0.0%
Graduates and TxCHSE	92.8%	91.9%	95.3%	94.1%	96.0%	95.0%	*	100.0%	*	83.3%	91.5%	95.2%	100.0%
Graduates, TxCHSE, and Continuers	93.9%	93.0%	95.7%	97.1%	96.0%	95.5%	*	100.0%	*	83.3%	91.5%	95.2%	100.0%
Class of 2017													
Graduated	92.0%	91.0%	95.3%	92.5%	97.2%	93.3%	*	*	-	100.0%	87.3%	94.0%	91.7%
Received TxCHSE	0.6%	0.7%	0.2%	0.0%	0.0%	0.4%	*	*	-	0.0%	0.0%	0.0%	0.0%
Continued HS	1.1%	1.2%	0.2%	0.0%	0.0%	0.4%	*	*	-	0.0%	0.0%	0.5%	0.0%
Dropped Out	6.3%	7.1%	4.4%	7.5%	2.8%	6.0%	*	*	-	0.0%	12.7%	5.5%	8.3%
Graduates and TxCHSE	92.6%	91.7%	95.4%	92.5%	97.2%	93.7%	*	*	-	100.0%	87.3%	94.0%	91.7%
Graduates, TxCHSE, and Continuers	93.7%	92.9%	95.6%	92.5%	97.2%	94.0%	*	*	-	100.0%	87.3%	94.5%	91.7%
6-Year Extended Longitudinal Rate (Gr 9-12)													

Texas Education Agency
Texas Academic Performance Report

District Name: LA PORTE ISD

County Name: HARRIS

District Number: 101916

2019-20 District Attendance, Graduation, and Dropout Rates

	State	Region 04	District	African American	Hispanic	White	American Indian	Asian	Pacific Islander	Two or More Races	Special Ed	Econ Disadv	EL (Current)
Class of 2017													
Graduated	92.4%	91.5%	95.4%	92.5%	97.2%	93.7%	*	*	-	100.0%	87.5%	94.5%	91.7%
Received TxCHSE	0.7%	0.8%	0.2%	0.0%	0.0%	0.4%	*	*	-	0.0%	0.0%	0.0%	0.0%
Continued HS	0.6%	0.6%	0.0%	0.0%	0.0%	0.0%	*	*	-	0.0%	0.0%	0.0%	0.0%
Dropped Out	6.3%	7.1%	4.4%	7.5%	2.8%	5.9%	*	*	-	0.0%	12.5%	5.5%	8.3%
Graduates and TxCHSE	93.2%	92.3%	95.6%	92.5%	97.2%	94.1%	*	*	-	100.0%	87.5%	94.5%	91.7%
Graduates, TxCHSE, and Continuers	93.7%	92.9%	95.6%	92.5%	97.2%	94.1%	*	*	-	100.0%	87.5%	94.5%	91.7%
Class of 2016													
Graduated	92.1%	91.3%	94.8%	94.3%	96.0%	93.5%	*	*	-	94.7%	94.7%	93.5%	100.0%
Received TxCHSE	0.8%	0.9%	1.5%	0.0%	1.2%	1.7%	*	*	-	5.3%	1.8%	1.5%	0.0%
Continued HS	0.5%	0.5%	0.0%	0.0%	0.0%	0.0%	*	*	-	0.0%	0.0%	0.0%	0.0%
Dropped Out	6.6%	7.3%	3.7%	5.7%	2.8%	4.8%	*	*	-	0.0%	3.5%	5.0%	0.0%
Graduates and TxCHSE	92.9%	92.1%	96.3%	94.3%	97.2%	95.2%	*	*	-	100.0%	96.5%	95.0%	100.0%
Graduates, TxCHSE, and Continuers	93.4%	92.7%	96.3%	94.3%	97.2%	95.2%	*	*	-	100.0%	96.5%	95.0%	100.0%
4-Year Federal Graduation Rate Without Exclusions (Gr 9-12)													
Class of 2019	90.0%	89.0%	92.0%	94.4%	92.9%	91.0%	*	87.5%	-	90.9%	89.1%	88.8%	83.3%
Class of 2018	90.0%	88.9%	92.3%	90.9%	93.7%	91.0%	*	100.0%	*	83.3%	88.5%	91.3%	100.0%
RHSP/DAP Graduates (Longitudinal Rate)													
Class of 2019	73.3%	76.5%	-	-	-	-	-	-	-	-	-	-	-
Class of 2018	68.5%	71.3%	*	*	*	-	-	-	-	-	-	*	-
FHSP-E Graduates (Longitudinal Rate)													
Class of 2019	4.2%	5.0%	1.4%	3.2%	1.9%	0.5%	*	0.0%	-	0.0%	0.0%	2.1%	0.0%
Class of 2018	5.0%	6.4%	1.9%	3.7%	2.2%	1.6%	*	0.0%	*	0.0%	2.9%	2.1%	11.1%
FHSP-DLA Graduates (Longitudinal Rate)													
Class of 2019	83.5%	81.1%	83.5%	77.4%	83.3%	85.4%	*	85.7%	-	80.0%	28.6%	78.2%	50.0%
Class of 2018	82.0%	80.4%	84.7%	85.2%	80.9%	88.0%	*	100.0%	*	100.0%	58.8%	79.5%	61.1%
RHSP/DAP/FHSP-E/FHSP-DLA Graduates (Longitudinal Rate)													
Class of 2019	87.6%	86.1%	84.9%	80.6%	85.1%	85.9%	*	85.7%	-	80.0%	28.6%	80.3%	50.0%
Class of 2018	86.8%	86.7%	86.2%	85.7%	82.7%	89.5%	*	100.0%	*	100.0%	61.8%	80.7%	72.2%
RHSP/DAP Graduates (Annual Rate)													
2018-19	32.7%	27.5%	*	*	*	*	-	-	-	-	*	*	-
2017-18	37.7%	27.5%	*	*	*	-	-	-	-	-	-	*	-
FHSP-E Graduates (Annual Rate)													
2018-19	4.4%	5.0%	1.4%	3.0%	1.8%	0.5%	*	0.0%	-	0.0%	0.0%	2.5%	0.0%
2017-18	4.9%	6.3%	1.9%	3.4%	2.2%	1.6%	*	0.0%	*	0.0%	2.9%	2.4%	11.8%
FHSP-DLA Graduates (Annual Rate)													
2018-19	82.1%	79.6%	82.2%	75.8%	82.5%	83.3%	*	85.7%	-	77.8%	27.0%	76.6%	54.5%
2017-18	81.5%	80.1%	83.7%	82.8%	81.3%	85.9%	*	100.0%	*	91.7%	57.1%	78.2%	64.7%
RHSP/DAP/FHSP-E/FHSP-DLA Graduates (Annual Rate)													

Texas Education Agency
Texas Academic Performance Report
2019-20 District Attendance, Graduation, and Dropout Rates

District Name: LA PORTE ISD

County Name: HARRIS

District Number: 101916

	State	Region 04	District	African American	Hispanic	White	American Indian	Asian	Pacific Islander	Two or More Races	Special Ed	Econ Disadv	EL (Current)
2018-19	85.9%	84.1%	83.0%	76.5%	84.1%	83.0%	*	85.7%	-	77.8%	25.0%	78.7%	54.5%
2017-18	85.1%	84.9%	85.2%	83.3%	83.2%	87.5%	*	100.0%	*	91.7%	60.0%	80.1%	76.5%

Texas Education Agency
Texas Academic Performance Report
2019-20 District Graduation Profile

District Name: LA PORTE ISD

County Name: HARRIS

District Number: 101916

	District Count	District Percent	State Count	State Percent
Graduates (2018-19 Annual Graduates)				
Total Graduates	536	100.0%	355,615	100.0%
By Ethnicity:				
African American	37	6.9%	43,953	12.4%
Hispanic	280	52.2%	180,673	50.8%
White	200	37.3%	105,577	29.7%
American Indian	3	0.6%	1,293	0.4%
Asian	7	1.3%	16,564	4.7%
Pacific Islander	0	0.0%	537	0.2%
Two or More Races	9	1.7%	7,018	2.0%
By Graduation Type:				
Minimum H.S. Program	4	0.7%	2,248	0.6%
Recommended H.S. Program/Distinguished Achievement Program	0	0.0%	1,090	0.3%
Foundation H.S. Program (No Endorsement)	99	18.5%	51,579	14.5%
Foundation H.S. Program (Endorsement)	7	1.3%	15,160	4.3%
Foundation H.S. Program (DLA)	426	79.5%	285,538	80.3%
Special Education Graduates	54	10.1%	27,598	7.8%
Economically Disadvantaged Graduates	208	38.8%	186,364	52.4%
LEP Graduates	11	2.1%	25,189	7.1%
At-Risk Graduates	236	44.0%	146,432	41.2%

Texas Education Agency
Texas Academic Performance Report
2019-20 District College, Career, and Military Readiness (CCMR)

District Name: LA PORTE ISD
 County Name: HARRIS
 District Number: 101916

	State	Region 04	District	African American	Hispanic	White	American Indian	Asian	Pacific Islander	Two or More Races	Special Ed	Econ Disadv	EL (Current)
College, Career, and Military Ready Graduates (Student Achievement)													
College, Career, or Military Ready (Annual Graduates)													
2018-19	72.9%	72.0%	76.6%	66.2%	76.3%	78.8%	*	100.0%	-	66.7%	75.0%	69.2%	40.9%
2017-18	65.5%	65.8%	57.0%	39.1%	56.2%	60.1%	*	62.5%	*	79.2%	72.3%	48.3%	33.3%
College Ready Graduates													
College Ready (Annual Graduates)													
2018-19	53.0%	53.2%	49.8%	29.7%	51.4%	51.0%	*	85.7%	-	22.2%	5.6%	37.5%	9.1%
2017-18	50.0%	51.8%	34.6%	15.6%	34.5%	36.1%	*	50.0%	*	58.3%	5.4%	22.6%	11.1%
TSI Criteria Graduates (Annual Graduates)													
English Language Arts													
2018-19	60.7%	60.9%	53.5%	29.7%	53.9%	57.0%	*	85.7%	-	33.3%	11.1%	41.8%	0.0%
2017-18	58.2%	59.4%	47.2%	25.0%	46.0%	52.0%	*	37.5%	*	58.3%	14.3%	38.4%	11.1%
Mathematics													
2018-19	48.6%	51.4%	63.8%	54.1%	65.4%	65.0%	*	85.7%	-	22.2%	24.1%	54.8%	45.5%
2017-18	46.0%	50.4%	38.9%	31.3%	38.3%	39.6%	*	37.5%	*	58.3%	5.4%	29.4%	11.1%
Both Subjects													
2018-19	44.2%	45.3%	43.7%	24.3%	45.0%	46.0%	*	85.7%	-	0.0%	3.7%	31.7%	0.0%
2017-18	42.1%	45.1%	29.1%	15.6%	29.4%	30.2%	*	25.0%	*	50.0%	3.6%	19.2%	5.6%
Dual Course Credits (Annual Graduates)													
Any Subject													
2018-19	23.1%	20.2%	22.8%	16.2%	23.6%	22.0%	*	57.1%	-	11.1%	1.9%	13.9%	0.0%
2017-18	20.7%	17.5%	16.2%	3.1%	19.1%	13.4%	*	25.0%	*	41.7%	0.0%	8.5%	0.0%
AP/IB Met Criteria in Any Subject (Annual Graduates)													
Any Subject													
2018-19	21.1%	24.3%	13.1%	5.4%	13.9%	12.0%	*	57.1%	-	11.1%	0.0%	9.6%	9.1%
2017-18	20.4%	23.3%	10.1%	6.3%	9.8%	10.9%	*	12.5%	*	16.7%	3.6%	6.8%	5.6%
Associate's Degree													
Associate's Degree (Annual Graduates)													
2018-19	1.9%	1.7%	6.5%	5.4%	6.4%	6.0%	*	42.9%	-	0.0%	0.0%	6.3%	0.0%
2017-18	1.4%	1.5%	2.8%	0.0%	3.8%	2.5%	*	0.0%	*	0.0%	0.0%	2.3%	0.0%
OnRamps Course Credits (Annual Graduates)													
2018-19	2.3%	0.8%	0.0%	0.0%	0.0%	0.0%	*	0.0%	-	0.0%	0.0%	0.0%	0.0%
2017-18	1.0%	0.3%	0.0%	0.0%	0.0%	0.0%	*	0.0%	*	0.0%	0.0%	0.0%	0.0%
Career/Military Ready Graduates													
Career or Military Ready (Annual Graduates)													
2018-19	40.4%	37.1%	47.8%	48.6%	45.9%	49.8%	*	42.9%	-	61.1%	74.1%	47.8%	31.8%
2017-18	28.7%	25.2%	31.0%	26.6%	31.1%	32.4%	*	37.5%	*	25.0%	72.3%	30.5%	30.6%
Approved Industry-Based Certification (Annual Graduates)													
2018-19	10.7%	9.9%	7.1%	8.1%	5.7%	7.5%	*	0.0%	-	33.3%	9.3%	5.8%	0.0%
2017-18	4.8%	4.3%	0.8%	0.0%	1.7%	0.0%	*	0.0%	*	0.0%	0.0%	0.6%	0.0%
Graduate with Completed IEP and Workforce Readiness (Annual Graduates)													

Texas Education Agency
Texas Academic Performance Report
2019-20 District College, Career, and Military Readiness (CCMR)

District Name: LA PORTE ISD

County Name: HARRIS

District Number: 101916

	State	Region 04	District	African American	Hispanic	White	American Indian	Asian	Pacific Islander	Two or More Races	Special Ed	Econ Disadv	EL (Current)
2018-19	2.3%	2.4%	4.1%	5.4%	4.3%	3.5%	*	14.3%	-	0.0%	37.0%	4.8%	9.1%
2017-18	1.7%	1.8%	2.4%	3.1%	2.6%	2.0%	*	0.0%	*	8.3%	21.4%	4.0%	5.6%
CTE Coherent Sequence Coursework Aligned with Industry-Based Certifications (Annual Graduates)													
2018-19	55.6%	50.6%	74.3%	59.5%	75.0%	76.0%	*	57.1%	-	88.9%	68.5%	74.0%	45.5%
2017-18	38.7%	33.1%	44.5%	43.8%	46.0%	44.6%	*	75.0%	*	16.7%	51.8%	44.1%	38.9%
U.S. Armed Forces Enlistment (Annual Graduates)													
2018-19	5.0%	4.2%	5.4%	8.1%	5.0%	6.0%	*	0.0%	-	0.0%	3.7%	6.3%	0.0%
2017-18	4.3%	4.1%	4.7%	3.1%	4.3%	5.4%	*	0.0%	*	8.3%	5.4%	5.1%	0.0%
Graduates under an Advanced Degree Plan and Identified as a current Special Education Student (Annual Graduates)													
2018-19	2.7%	2.3%	1.9%	2.7%	1.4%	2.5%	*	0.0%	-	0.0%	18.5%	1.9%	0.0%
2017-18	2.6%	2.0%	4.3%	0.0%	3.8%	5.9%	*	0.0%	*	0.0%	37.5%	2.3%	5.6%
Graduates with Level I or Level II Certificate (Annual Graduates)													
2018-19	0.6%	0.4%	0.0%	0.0%	0.0%	0.0%	*	0.0%	-	0.0%	0.0%	0.0%	0.0%
2017-18	0.6%	0.3%	0.6%	0.0%	1.3%	0.0%	*	0.0%	*	0.0%	0.0%	0.6%	0.0%

Texas Education Agency
Texas Academic Performance Report
2019-20 District CCMR-Related Indicators

District Name: LA PORTE ISD
County Name: HARRIS
District Number: 101916

	State	Region 04	District	African American	Hispanic	White	American Indian	Asian	Pacific Islander	Two or More Races	Special Ed	Econ Disadv	EL (Current)
TSIA Results (Graduates >= Criterion) (Annual Graduates)													
Reading													
2018-19	33.4%	25.3%	28.2%	16.2%	27.1%	30.5%	*	71.4%	-	22.2%	1.9%	19.7%	0.0%
2017-18	32.1%	25.0%	25.3%	12.5%	26.4%	26.2%	*	25.0%	*	33.3%	7.1%	19.2%	5.6%
Mathematics													
2018-19	24.7%	20.6%	22.2%	5.4%	25.0%	21.5%	*	57.1%	-	0.0%	0.0%	16.3%	9.1%
2017-18	23.7%	21.3%	19.0%	6.3%	19.6%	19.3%	*	25.0%	*	33.3%	1.8%	12.4%	11.1%
Both Subjects													
2018-19	18.8%	13.3%	16.2%	5.4%	17.9%	15.5%	*	57.1%	-	0.0%	0.0%	12.0%	0.0%
2017-18	18.1%	13.8%	13.6%	6.3%	14.5%	13.4%	*	12.5%	*	25.0%	0.0%	8.5%	5.6%
CTE Coherent Sequence (Annual Graduates)													
2018-19	59.0%	53.8%	75.7%	62.2%	76.4%	77.0%	*	57.1%	-	88.9%	75.9%	76.4%	54.5%
2017-18	58.4%	51.1%	85.8%	81.3%	87.2%	86.6%	*	75.0%	*	58.3%	92.9%	87.6%	88.9%
Completed and Received Credit for College Prep Courses (Annual Graduates)													
English Language Arts													
2018-19	5.1%	4.2%	0.4%	0.0%	0.7%	0.0%	*	0.0%	-	0.0%	1.9%	0.0%	0.0%
2017-18	2.0%	1.3%	4.7%	3.1%	4.3%	5.0%	*	0.0%	*	8.3%	3.6%	6.2%	5.6%
Mathematics													
2018-19	7.3%	8.5%	35.3%	48.6%	33.9%	36.0%	*	14.3%	-	22.2%	24.1%	33.7%	45.5%
2017-18	3.9%	5.3%	12.6%	25.0%	10.6%	13.4%	*	0.0%	*	8.3%	1.8%	10.2%	5.6%
Both Subjects													
2018-19	2.6%	1.7%	0.0%	0.0%	0.0%	0.0%	*	0.0%	-	0.0%	0.0%	0.0%	0.0%
2017-18	0.9%	0.4%	0.0%	0.0%	0.0%	0.0%	*	0.0%	*	0.0%	0.0%	0.0%	0.0%
AP/IB Results (Participation) (Grades 11-12)													
All Subjects													
2019	25.2%	27.4%	17.9%	1.6%	17.4%	20.2%	16.7%	25.0%	-	33.3%	n/a	14.1%	n/a
2018	25.8%	28.3%	22.7%	10.3%	24.6%	21.8%	20.0%	46.7%	*	19.0%	n/a	19.7%	n/a
English Language Arts													
2019	14.5%	15.1%	10.7%	1.6%	8.6%	13.9%	16.7%	18.8%	-	16.7%	n/a	7.5%	n/a
2018	15.3%	16.0%	14.7%	8.8%	14.9%	14.8%	20.0%	26.7%	*	19.0%	n/a	13.0%	n/a
Mathematics													
2019	7.4%	8.1%	4.2%	0.0%	3.8%	4.6%	0.0%	12.5%	-	16.7%	n/a	2.1%	n/a
2018	7.3%	8.3%	3.0%	1.5%	3.2%	2.6%	0.0%	13.3%	*	4.8%	n/a	2.7%	n/a
Science													
2019	10.4%	11.4%	6.5%	0.0%	5.2%	9.0%	16.7%	6.3%	-	0.0%	n/a	4.7%	n/a
2018	10.8%	11.8%	10.6%	1.5%	10.8%	10.9%	0.0%	40.0%	*	9.5%	n/a	7.2%	n/a
Social Studies													
2019	13.9%	15.8%	4.3%	0.0%	4.2%	5.1%	16.7%	0.0%	-	0.0%	n/a	4.2%	n/a
2018	14.5%	16.9%	9.7%	5.9%	9.1%	11.1%	0.0%	13.3%	*	9.5%	n/a	7.4%	n/a
AP/IB Results (Examinees >= Criterion) (Grades 11-12)													
All Subjects													
2019	51.0%	53.9%	37.8%	*	36.3%	36.8%	*	*	-	*	n/a	48.3%	n/a
2018	50.7%	53.3%	35.1%	42.9%	33.3%	36.2%	*	57.1%	-	*	n/a	33.0%	n/a
English Language Arts													
2019	41.2%	43.1%	36.6%	*	33.3%	38.3%	*	*	-	*	n/a	37.5%	n/a
2018	42.5%	44.3%	26.4%	16.7%	20.0%	35.9%	*	*	-	*	n/a	17.2%	n/a

Texas Education Agency
Texas Academic Performance Report
2019-20 District CCMR-Related Indicators

District Name: LA PORTE ISD
County Name: HARRIS
District Number: 101916

	State	Region 04	District	African American	Hispanic	White	American Indian	Asian	Pacific Islander	Two or More Races	Special Ed	Econ Disadv	EL (Current)
Mathematics													
2019	52.2%	54.9%	15.9%	-	0.0%	25.0%	-	*	-	*	n/a	22.2%	n/a
2018	52.8%	54.5%	25.0%	*	11.8%	27.3%	-	*	-	*	n/a	8.3%	n/a
Science													
2019	40.6%	43.7%	7.4%	-	7.4%	7.7%	*	*	-	-	n/a	0.0%	n/a
2018	38.0%	41.1%	13.2%	*	6.9%	19.1%	-	33.3%	-	*	n/a	9.4%	n/a
Social Studies													
2019	46.3%	52.0%	28.9%	-	9.1%	45.5%	*	-	-	-	n/a	27.8%	n/a
2018	44.6%	49.2%	14.3%	*	14.3%	12.5%	-	*	-	*	n/a	12.1%	n/a
SAT/ACT Results (Annual Graduates)													
Tested													
2018-19	75.0%	82.1%	89.6%	86.5%	92.5%	87.0%	*	85.7%	-	77.8%	n/a	84.1%	n/a
2017-18	74.6%	80.9%	48.0%	43.8%	47.2%	47.0%	*	75.0%	*	66.7%	n/a	41.5%	n/a
At/Above Criterion for All Examinees													
2018-19	36.1%	37.4%	23.8%	6.3%	23.2%	27.0%	*	83.3%	-	0.0%	n/a	16.6%	n/a
2017-18	37.9%	39.5%	32.1%	0.0%	34.2%	33.7%	*	33.3%	*	50.0%	n/a	23.5%	n/a
Average SAT Score (Annual Graduates)													
All Subjects													
2018-19	1027	1028	950	842	944	976	*	1172	-	836	n/a	909	n/a
2017-18	1036	1038	1012	881	1007	1034	*	1017	*	1076	n/a	973	n/a
English Language Arts and Writing													
2018-19	517	515	477	432	472	492	*	575	-	413	n/a	457	n/a
2017-18	521	520	512	451	507	526	*	498	*	543	n/a	489	n/a
Mathematics													
2018-19	510	513	473	409	472	484	*	597	-	423	n/a	452	n/a
2017-18	515	518	500	431	499	508	*	518	*	533	n/a	484	n/a
Average ACT Score (Annual Graduates)													
All Subjects													
2018-19	20.6	21.1	19.1	15.7	19.0	19.9	-	*	-	*	n/a	18.2	n/a
2017-18	20.6	21.2	18.2	*	18.2	18.0	*	*	-	*	n/a	18.3	n/a
English Language Arts													
2018-19	20.3	20.8	18.6	15.4	18.2	19.5	-	*	-	*	n/a	17.3	n/a
2017-18	20.3	20.8	17.4	*	17.4	16.9	*	*	-	*	n/a	17.5	n/a
Mathematics													
2018-19	20.4	21.0	18.9	15.0	19.1	19.4	-	*	-	*	n/a	18.4	n/a
2017-18	20.6	21.2	18.8	*	18.8	19.0	*	*	-	*	n/a	18.5	n/a
Science													
2018-19	20.8	21.2	20.0	16.7	20.0	20.5	-	*	-	*	n/a	19.1	n/a
2017-18	20.9	21.4	18.9	*	18.7	18.9	*	*	-	*	n/a	18.7	n/a

Texas Education Agency
Texas Academic Performance Report
2019-20 District Other Postsecondary Indicators

District Name: LA PORTE ISD

County Name: HARRIS

District Number: 101916

	State	Region 04	District	African American	Hispanic	White	American Indian	Asian	Pacific Islander	Two or More Races	Special Ed	Econ Disadv	EL (Current)
Advanced Dual-Credit Course Completion (Grades 9-12)													
Any Subject													
2018-19	44.6%	44.2%	42.0%	28.1%	44.0%	42.1%	20.0%	55.9%	*	34.6%	6.6%	33.9%	14.3%
2017-18	43.4%	43.6%	43.0%	30.9%	44.8%	41.5%	21.4%	80.8%	*	54.8%	16.3%	35.5%	27.8%
English Language Arts													
2018-19	17.8%	18.5%	14.6%	7.8%	14.7%	15.5%	13.3%	20.6%	*	12.0%	0.4%	9.3%	0.0%
2017-18	17.3%	18.5%	14.6%	11.3%	15.0%	13.9%	7.1%	26.9%	*	26.8%	0.8%	10.1%	1.3%
Mathematics													
2018-19	20.4%	19.8%	13.4%	4.5%	12.7%	14.8%	14.3%	33.3%	*	19.2%	0.9%	9.2%	0.0%
2017-18	20.7%	20.7%	19.1%	12.4%	19.4%	19.0%	16.7%	43.5%	*	23.7%	7.6%	14.3%	10.4%
Science													
2018-19	21.7%	20.0%	25.5%	17.6%	26.5%	25.5%	23.1%	31.3%	*	25.0%	5.1%	20.0%	11.6%
2017-18	21.2%	19.7%	24.8%	20.0%	24.9%	24.9%	25.0%	40.0%	*	25.0%	10.4%	19.0%	11.8%
Social Studies													
2018-19	23.6%	22.7%	32.3%	18.3%	34.8%	31.2%	15.4%	54.5%	*	23.8%	1.4%	24.4%	4.1%
2017-18	22.8%	22.2%	28.6%	16.7%	30.1%	26.9%	7.7%	68.0%	*	47.5%	2.3%	21.8%	7.0%
Graduates Enrolled in Texas Institution of Higher Education (TX IHE)													
2017-18	53.4%	54.7%	54.7%	40.6%	53.6%	57.4%	*	62.5%	*	58.3%	33.3%	47.3%	38.9%
2016-17	54.6%	55.9%	58.6%	36.1%	58.8%	60.6%	*	*	-	70.0%	18.2%	42.7%	33.3%
Graduates in TX IHE Completing One Year Without Enrollment in a Developmental Education Course													
2017-18	60.7%	63.3%	43.2%	23.1%	45.9%	40.9%	*	40.0%	*	83.3%	5.3%	40.2%	14.3%
2016-17	59.2%	60.5%	57.0%	25.0%	53.5%	61.8%	*	*	-	63.6%	0.0%	39.8%	*

Texas Education Agency
Texas Academic Performance Report
2019-20 District Student Information

District Name: LA PORTE ISD
County Name: HARRIS
District Number: 101916

Student Information	----- Membership -----				----- Enrollment -----			
	----- District -----		----- State -----		----- District -----		----- State -----	
	Count	Percent	Count	Percent	Count	Percent	Count	Percent
Total Students	7,188	100.0%	5,479,173	100.0%	7,211	100.0%	5,493,940	100.0%
Students by Grade:								
Early Childhood Education	26	0.4%	16,848	0.3%	38	0.5%	25,883	0.5%
Pre-Kindergarten	212	2.9%	248,413	4.5%	212	2.9%	249,226	4.5%
Kindergarten	479	6.7%	383,585	7.0%	479	6.6%	384,114	7.0%
Grade 1	498	6.9%	391,175	7.1%	498	6.9%	391,449	7.1%
Grade 2	525	7.3%	388,370	7.1%	525	7.3%	388,675	7.1%
Grade 3	503	7.0%	391,565	7.1%	503	7.0%	391,795	7.1%
Grade 4	541	7.5%	399,883	7.3%	541	7.5%	400,111	7.3%
Grade 5	569	7.9%	417,272	7.6%	569	7.9%	417,444	7.6%
Grade 6	575	8.0%	422,605	7.7%	575	8.0%	422,740	7.7%
Grade 7	585	8.1%	423,421	7.7%	586	8.1%	423,545	7.7%
Grade 8	540	7.5%	411,170	7.5%	540	7.5%	411,272	7.5%
Grade 9	603	8.4%	448,929	8.2%	603	8.4%	449,122	8.2%
Grade 10	537	7.5%	406,785	7.4%	538	7.5%	407,044	7.4%
Grade 11	563	7.8%	376,894	6.9%	564	7.8%	377,208	6.9%
Grade 12	432	6.0%	352,258	6.4%	440	6.1%	354,312	6.4%
Ethnic Distribution:								
African American	500	7.0%	691,582	12.6%	500	6.9%	692,925	12.6%
Hispanic	3,640	50.6%	2,892,928	52.8%	3,652	50.6%	2,899,504	52.8%
White	2,760	38.4%	1,477,699	27.0%	2,770	38.4%	1,483,688	27.0%
American Indian	37	0.5%	19,999	0.4%	38	0.5%	20,062	0.4%
Asian	83	1.2%	250,065	4.6%	83	1.2%	250,463	4.6%
Pacific Islander	11	0.2%	8,466	0.2%	11	0.2%	8,481	0.2%
Two or More Races	157	2.2%	138,434	2.5%	157	2.2%	138,817	2.5%
Sex:								
Female	3,441	47.9%	2,673,270	48.8%	3,450	47.8%	2,678,619	48.8%
Male	3,747	52.1%	2,805,903	51.2%	3,761	52.2%	2,815,321	51.2%
Economically Disadvantaged	3,823	53.2%	3,303,974	60.3%	3,841	53.3%	3,309,610	60.2%
Non-Educationally Disadvantaged	3,365	46.8%	2,175,199	39.7%	3,370	46.7%	2,184,330	39.8%
Section 504 Students	513	7.1%	376,734	6.9%	515	7.1%	376,956	6.9%
English Learners (EL)	747	10.4%	1,112,674	20.3%	747	10.4%	1,113,536	20.3%
Students w/ Disciplinary Placements (2018-19)	192	2.4%	82,551	1.5%				
Students w/ Dyslexia	296	4.1%	224,619	4.1%	299	4.1%	224,741	4.1%
Foster Care	19	0.3%	17,393	0.3%	19	0.3%	17,451	0.3%
Homeless	136	1.9%	78,178	1.4%	137	1.9%	78,296	1.4%
Immigrant	30	0.4%	126,747	2.3%	30	0.4%	126,858	2.3%
Migrant	0	0.0%	18,888	0.3%	0	0.0%	18,992	0.3%
Title I	6,988	97.2%	3,568,526	65.1%	7,003	97.1%	3,576,850	65.1%
Military Connected	30	0.4%	105,751	1.9%	30	0.4%	105,787	1.9%
At-Risk	3,299	45.9%	2,773,390	50.6%	3,309	45.9%	2,776,481	50.5%

Texas Education Agency
Texas Academic Performance Report
2019-20 District Student Information

District Name: LA PORTE ISD
County Name: HARRIS
District Number: 101916

Student Information	Membership				Enrollment			
	District		State		District		State	
	Count	Percent	Count	Percent	Count	Percent	Count	Percent

Students by Instructional Program:								
Bilingual/ESL Education	803	11.2%	1,128,904	20.6%	803	11.1%	1,129,558	20.6%
Career & Technical Education	2,097	29.2%	1,512,219	27.6%				
Career & Technical Education (9-12 grades only)	1,158	54.2%	805,496	50.8%	1,167	54.4%	806,117	50.8%
Gifted & Talented Education	620	8.6%	444,125	8.1%	620	8.6%	444,196	8.1%
Special Education	767	10.7%	577,868	10.5%	781	10.8%	587,987	10.7%
Students with Disabilities by Type of Primary Disability:								
Total Students with Disabilities	767		577,868					
By Type of Primary Disability								
Students with Intellectual Disabilities	279	36.4%	245,216	42.4%				
Students with Physical Disabilities	111	14.5%	123,847	21.4%				
Students with Autism	165	21.5%	79,952	13.8%				
Students with Behavioral Disabilities	202	26.3%	120,042	20.8%				
Students with Non-Categorical Early Childhood	10	1.3%	8,811	1.5%				
Mobility (2018-19):								
Total Mobile Students	958	13.3%	806,375	15.3%				

Student Information	-Non-Special Education Rates-		-Special Education Rates-	
	District	State	District	State
Retention Rates by Grade:				
Kindergarten	0.7%	1.6%	6.5%	5.5%
Grade 1	2.6%	2.9%	7.3%	4.9%
Grade 2	2.2%	1.6%	1.6%	2.0%
Grade 3	0.6%	0.9%	0.0%	0.8%
Grade 4	0.0%	0.5%	0.0%	0.4%
Grade 5	0.0%	0.4%	0.0%	0.5%
Grade 6	0.0%	0.4%	0.0%	0.5%
Grade 7	0.2%	0.5%	0.0%	0.6%
Grade 8	0.2%	0.4%	0.0%	0.6%
Grade 9	12.2%	7.8%	20.5%	13.1%

	District		State	
	Count	Percent	Count	Percent
Data Quality:				
Underreported Students	3	0.1%	5,686	0.2%

Texas Education Agency
Texas Academic Performance Report
2019-20 District Student Information

District Name: LA PORTE ISD
 County Name: HARRIS
 District Number: 101916

Class Size Information	District	State
Class Size Averages by Grade and Subject (Derived from teacher responsibility records):		
Elementary:		
Kindergarten	20.5	19.0
Grade 1	19.7	18.9
Grade 2	19.8	18.8
Grade 3	19.3	19.0
Grade 4	20.5	19.2
Grade 5	19.9	20.9
Grade 6	21.1	20.4
Secondary:		
English/Language Arts	15.1	16.4
Foreign Languages	15.7	18.7
Mathematics	15.0	17.8
Science	17.4	18.8
Social Studies	17.3	19.3

Texas Education Agency
Texas Academic Performance Report
2019-20 District Staff Information

District Name: LA PORTE ISD

County Name: HARRIS

District Number: 101916

Staff Information	District		State	
	Count	Percent	Count	Percent
Total Staff	1,045.8	100.0%	734,726.4	100.0%
Professional Staff:	615.8	58.9%	468,132.4	63.7%
Teachers	478.6	45.8%	363,121.3	49.4%
Professional Support	93.6	9.0%	74,698.8	10.2%
Campus Administration (School Leadership)	31.0	3.0%	21,960.1	3.0%
Central Administration	12.7	1.2%	8,352.3	1.1%
Educational Aides:	131.5	12.6%	78,096.8	10.6%
Auxiliary Staff:	298.5	28.5%	188,497.2	25.7%
Librarians & Counselors (Headcount):				
Librarians				
Full-time	0.0	n/a	4,373.0	n/a
Part-time	0.0	n/a	595.0	n/a
Counselors				
Full-time	19.0	n/a	12,901.0	n/a
Part-time	0.0	n/a	1,103.0	n/a
Total Minority Staff:	366.9	35.1%	375,758.9	51.1%
Teachers by Ethnicity and Sex:				
African American	27.0	5.6%	39,132.5	10.8%
Hispanic	78.4	16.4%	102,099.7	28.1%
White	362.2	75.7%	209,453.0	57.7%
American Indian	0.0	0.0%	1,239.6	0.3%
Asian	8.0	1.7%	6,393.2	1.8%
Pacific Islander	1.0	0.2%	638.2	0.2%
Two or More Races	2.0	0.4%	4,165.2	1.1%
Males	100.8	21.1%	86,302.4	23.8%
Females	377.7	78.9%	276,818.8	76.2%
Teachers by Highest Degree Held:				
No Degree	5.0	1.0%	4,859.9	1.3%
Bachelors	363.8	76.0%	266,596.3	73.4%
Masters	107.7	22.5%	89,088.4	24.5%
Doctorate	2.0	0.4%	2,576.8	0.7%
Teachers by Years of Experience:				
Beginning Teachers	17.0	3.6%	26,878.7	7.4%
1-5 Years Experience	127.0	26.5%	101,305.8	27.9%
6-10 Years Experience	94.5	19.7%	70,305.4	19.4%
11-20 Years Experience	160.4	33.5%	106,767.7	29.4%
Over 20 Years Experience	79.7	16.7%	57,863.9	15.9%
Number of Students per Teacher	15.0	n/a	15.1	n/a

Texas Education Agency
Texas Academic Performance Report
2019-20 District Staff Information

District Name: LA PORTE ISD

County Name: HARRIS

District Number: 101916

Staff Information	District	State
Experience of Campus Leadership:		
Average Years Experience of Principals	8.0	6.2
Average Years Experience of Principals with District	6.9	5.3
Average Years Experience of Assistant Principals	5.2	5.3
Average Years Experience of Assistant Principals with District	4.7	4.7
Average Years Experience of Teachers:		
Average Years Experience of Teachers with District:	11.8	11.1
	7.6	7.2
Average Teacher Salary by Years of Experience (regular duties only):		
Beginning Teachers	\$54,471	\$49,868
1-5 Years Experience	\$57,823	\$52,823
6-10 Years Experience	\$58,726	\$55,756
11-20 Years Experience	\$64,120	\$59,308
Over 20 Years Experience	\$70,470	\$65,449
Average Actual Salaries (regular duties only):		
Teachers	\$62,099	\$57,091
Professional Support	\$71,015	\$67,352
Campus Administration (School Leadership)	\$91,288	\$82,512
Central Administration	\$138,223	\$108,367
Instructional Staff Percent:	60.0%	64.6%
Turnover Rate for Teachers:	18.6%	16.8%
Staff Exclusions:		
Shared Services Arrangement Staff:		
Professional Staff	0.0	1,122.5
Educational Aides	0.0	189.0
Auxiliary Staff	0.0	399.5
Contracted Instructional Staff:	0.0	6,309.0

Texas Education Agency
Texas Academic Performance Report
2019-20 District Staff Information

District Name: LA PORTE ISD

County Name: HARRIS

District Number: 101916

Program Information	District		State	
	Count	Percent	Count	Percent
Teachers by Program (population served):				
Bilingual/ESL Education	13.4	2.8%	23,626.0	6.5%
Career & Technical Education	24.6	5.1%	18,120.4	5.0%
Compensatory Education	30.3	6.3%	10,147.3	2.8%
Gifted & Talented Education	0.0	0.0%	7,053.3	1.9%
Regular Education	380.5	79.5%	257,548.7	70.9%
Special Education	25.4	5.3%	33,620.4	9.3%
Other	4.3	0.9%	13,005.2	3.6%

'^' Indicates that rates for reading and mathematics are based on the cumulative results from the first and second administrations of STAAR.

'*' Indicates results are masked due to small numbers to protect student confidentiality.

'**' When only one student disability group is masked, then the second smallest student disability group is masked regardless of size.

'-' Indicates there are no students in the group.

'n/a' Indicates data reporting is not applicable for this group.

'?' Indicates that the data for this item were statistically improbable or were reported outside a reasonable range.

[Link to: PEIMS Financial Standard Reports 2018-19 Financial Actual Report](#)

IX. Public Hearing on 2019-2020 Texas Academic Performance Report

Presenter: Dr. Linda Wadleigh, deputy superintendent

X. Consent Agenda

A. Determine and Approve any Consent Agenda Items.

B. Approve Board Meeting Minutes

1. Regular Board Meeting Minutes, December 8, 2020

The Board of Trustees

La Porte Independent School District

Notice of Regular Meeting

A Regular Meeting of the Board of Trustees of La Porte Independent School District was held Tuesday, December 8, 2020 beginning at 5:00 PM in the Board Room of the Administration Building at, San Jacinto St, La Porte, TX 77571. A livestream of this meeting was broadcast online at https://www.youtube.com/channel/UCU_VbqU3yaIX4RtLbD_ZaGg.

In attendance were:

Board Members:

David Janda, board president; Dee Anne Thomson, board vice president; Kathy Green, board secretary; Chris Murdock, Russell Schoppe and Lee Wallace

District:

Superintendent Walter Jackson, Dr. Linda Wadleigh, Mike Clausen and Rhonda Cumbie

I. Call to Order

CALL TO ORDER and an announcement by the president that a notice of the meeting has been posted in a manner required by law, and that a quorum is present.

Board President Janda called the meeting to order at 5:00 PM and established a quorum, noting that Mrs. Wheeler was not in attendance.

II. Recess to La Porte High School Student Center for Holiday Meal with Board of Trustees and La Porte ISD Administrators from 5:00 to 6:00 PM.

The Board of Trustees recessed to a holiday dinner with La Porte ISD Administrators.

III. Closed Meeting from 6:00 to 6:30 PM

Trustees David Janda, Dee Anne Thomson, Kathy Green, Chris Murdock, Russell Schoppe and Lee Wallace convened to closed session at 6:00 PM along with Superintendent Walter Jackson and Chris Gilbert, La Porte ISD general counsel, in accordance with Texas Government Code Sections 551.071, 551.074 and 551.076.

IV. Reconvene from Closed Meeting 6:30 PM

President Janda reconvened the meeting to open session at 6:30 PM.

V. Board Protocol, Pledge and Invocation

- A. Board Protocol will be read by Mr. David Janda, board president**
- B. Pledge of Allegiance to the United States and Texas Flags**
- C. Invocation was given by Mr. Lee Wallace, board trustee**

VI. Public Comments

The Board will now hear those who wish to make comments and who have completed and returned the Public Comment Participation Request. This section will be conducted in accordance with the Texas Open Meetings Act and Board Policy. Complaints and concerns, for which other resolution channels are provided, shall be directed through those channels.

There were no public comments.

VII. Reports

A. Superintendent's Report

Superintendent Jackson gave a brief overview of the many accomplishments that the District has had in the first semester, despite the challenges it faced due to the pandemic. In addition, he offered his gratitude and well wishes to all who made it possible to keep the state of the District strong.

VIII. Public Hearing and Consideration and Possible Adoption of a One Time Incentive and Retention Payment to Certain Classes of Employees.

President Janda opened the public hearing at 6:36 PM. with no comments to come before the Board, Mr. Janda closed the public hearing at 6:36 PM.

Mrs. Green requested that the public hearing be re-opened so that she could make a comment. President Janda re-opened the hearing at 6:37 PM.

With no further comments, President Janda closed public hearing at 6:39 PM.

IX. Consent Agenda

A. Determine and Approve any Consent Agenda Items.

President Janda reviewed items for consideration on the Consent Agenda with the Board. It was determined that items IX. B. 1 & 2, C. 1-8, 10-14, D, E, F, G, I, J K, L, M, N, O, P and Q would be considered as Consent Agenda items.

Items IX. C. 9 and H were removed from the Consent Agenda to be considered as individual action items.

B. Approve Board Meeting Minutes [Consent Agenda]

- 1. Regular Board Meeting Minutes, November 10, 2020 [Consent Agenda]**
- 2. Called Board Meeting Minutes, November 17, 2020 [Consent Agenda]**

C. Receive Principals' Reports. [Consent Agenda]

- 1. Early Childhood Center [Consent Agenda]**
- 2. Bayshore Elementary [Consent Agenda]**
- 3. College Park Elementary [Consent Agenda]**

4. **Heritage Elementary** [Consent Agenda]
5. **Jennie Reid Elementary** [Consent Agenda]
6. **La Porte Elementary** [Consent Agenda]
7. **Leo A. Rizzuto Elementary** [Consent Agenda]
8. **Lomax Elementary** [Consent Agenda]
9. **James H. Baker Sixth Grade Campus**

Mr. Wallace made a motion, second by Mrs. Green, to approve the James H. Baker Sixth Grade Campus Principals' Report.

After discussion, the motion passed with a vote of 6 to 0.

10. **La Porte Junior High** [Consent Agenda]
 11. **Lomax Junior High** [Consent Agenda]
 12. **La Porte High School** [Consent Agenda]
 13. **Viola DeWalt High School** [Consent Agenda]
 14. **La Porte ISD DAEP** [Consent Agenda]
- D. **Receive Financial Reports for November 2020.** [Consent Agenda]
 - E. **Receive Human Resources Report.** [Consent Agenda]
 - F. **Approve Employment of Professional Staff.** [Consent Agenda]
 - G. **Approve Budget Amendment.** [Consent Agenda]
 - H. **Approve City of La Porte Special Use/Parking Lot Easement.**

Mr. Wallace made a motion, second by Mrs. Thomson to approve the City of La Porte Special Use/Parking Lot Easement.

After discussion, the motion passed by a vote of 6 to 0.

- I. **Approve HB 3 Early Childhood and CCMR Board Plans and Goals.** [Consent Agenda]
- J. **Approve First and Second Reading of TASB Proposed Policy CCGB (LOCAL) and Approval of Proposed Policy CCGB (LOCAL).** [Consent Agenda]
- K. **Approve Regular School Board Meeting Schedule.** [Consent Agenda]
- L. **Approve Resale of Tax Foreclosure Property Described as Lot One (1), In Block Five (5), In Shoreacres, a subdivision out of the W. P. Harris Survey, In Harris County, Texas, According to the Plat of said Subdivision in Volume 7, Pages 10 and 11 of the Map Records of Harris County, Texas (HCAD Account Number 058-047-005-0001) and Authorize the Board President to Execute a Resale Deed.** [Consent Agenda]

- M. Approve Resale of Tax Foreclosure Property Described as Lot Eight (8), Block Twenty Seven (27), of Shoreacres, an addition in Harris County, Texas, According to the Map or Plat Thereof Recorded in Volume 7, at Page 10, of the Map Records of Harris County, Texas (HCAD Account Number 058-058-027-0008), and Authorize the Board President to Execute a Resale Deed. [Consent Agenda]**
- N. Approve State Adopted List of Instructional Materials under Proclamation 2021. [Consent Agenda]**
- O. Adopt a Resolution (No. 2020-18) for participation in the Educational Service Center Region 6 (EPIC6) Purchasing Cooperative through an Interlocal Agreement. [Consent Agenda]**
- P. Adopt a Resolution (No. 2020-19) for participation in the Education Service Center Region 19 (Allied States Cooperative) Purchasing Cooperative through an Interlocal Agreement. [Consent Agenda]**
- Q. Consider and Possibly Adopt a Resoution (No. 2020-21) Regarding Extension of Time to Use Sick Leave in Accordance with Families First CoronaVirus Response Act (FFCRA). [Consent Agenda]**
- X. Action and/or Discussion Items**
- A. Accept for Consideration an Application for an Appraised Value Limitation on Qualified Property made by Stepan Company and assess an Application Fee, pursuant to the Texas Economic Development Act, Chapter 313 of the Texas Tax Code, and authorize the Superintendent to review the Application for completeness and submit such Application to the Comptroller and engage necessary consultants to assist the District in processing and evaluating Application relating to Chapter 313 of the Tax Code.**
- Mr. Wallace made a motion, second by Mr. Schoppe to accept for consideration Stepan Company's Application for an Appraised Value Limitation on Qualified Property and assess an Application fee of \$75,000, and to authorize the Superintendent to review the Application and upon a determination that such Application is complete that it be submitted to the Comptroller as set out in Chapter 313 of the Texas Tax Code, and retain the firm of Moak, Casey and Associates as consultants to assist the District in processing and evaluating the revenue impact of Stepan Company's Application for Appraised Value Limitation on Qualified Property.
- The motion passed by a vote of 6 to 0.
- B. Consider and Possibly Adopt a Resolution (No. 2020-20) of a One Time Incentive and Retention Payment to Certain Classes of Employees.**
- Mrs. Green made a motion, second by Mr. Wallace to adopt a Resolution (No. 2020-20) of a One Time Incentive and Retention Payment to Certain Classes of Employees.
- The motion passed by a vote of 6 to 0.

C. Receive Proposed Amended 2021-2022 Instructional School Calendar.

Mrs. Thomson made a motion, second by Mrs. Green to receive the proposed 2021-2022 Instructional School Calendar.

The motion passed by a vote of 6 to 0.

XI. Action on Closed Session Items

No action taken.

XII. Adjournment

With no further business to come before the Board, President Wallace adjourned the meeting at 7:11 PM.

David Janda, President
Board of Trustees
La Porte Independent School District

Kathy Green, Board Secretary
Board of Trustees
La Porte Independent School District

- C. Receive Principals' Reports.
 - 1. Early Childhood Center

La Porte Independent School District
PRINCIPAL'S REPORT TO SCHOOL BOARD
La Porte ISD Early Childhood Center
January 12, 2021

Vison Statement: The vision of the La Porte ISD Early Childhood Center is to provide a safe, healthy environment where children can grow and learn in a nurturing, caring atmosphere. We want to give every child a strong foundation to do his or her best in school and in life.

Enrollment as of: December 18, 2020

Class	Campus Totals	Child of LPISD Staff Member
Infant	4	3
Toddler 1	6	4
Toddler 2	9	6
Prekindergarten 1	8	2
Prekindergarten 2	11	6
Total	38	21

Activity Calendar: January 13, 2021-February 9, 2021

Month	Date	Time	Event	Location
January	18	All Day	Martin Luther King, Jr. Day	Holiday
January	20	All Day	Patriotic Hats	Inauguration Day
February	2	All Day	Groundhog's Day Activities	ECC Classrooms

2. Bayshore Elementary

La Porte Independent School District
PRINCIPAL'S REPORT TO SCHOOL BOARD

Bayshore Elementary

January 12, 2021

Vision Statement: Every student, without exception or excuse, will be proficient or advanced in reading and math.

Enrollment as of: November 30, 2020 - December 18, 2020

Grade	Non-Hispanic						Hispanic						Campus Total	Sp Ed	LEP	GT	Eco Dis.
	W	B	Asian	NH /PI	AI /AN	Total	W	B	Asian	NH /PI	AI /AN	Total					
EE**	*	*	*	*	*	2	*	*	*	*	*	*	2	*	*	*	*
K	25	*	*	*	*	32	21	*	*	*	*	22	54	8	*	*	33
1	40	*	*	*	*	46	20	*	*	*	*	22	68	*	*	*	39
2	37	6	*	*	*	45	21	*	*	*	*	24	69	15	*	*	41
3	35	*	*	*	*	37	29	*	*	*	7	38	75	17	17	*	39
4	43	*	*	*	*	47	23	*	*	*	7	34	81	16	13	*	40
5	31	8	*	*	*	40	24	*	*	*	4	30	70	7	14	8	40
Total	213	27	2	3	4	249	138	12	1	*	19	170	419	70	55	23	232

Due to the potential of a student having multiple races; the race columns may not summate to the values in the total columns.

* Subpopulation represents 5 or fewer students.

** Students receiving instructional services as enrolled but not in membership.

Attendance Reporting (%): November 30, 2020 - December 18, 2020

Total	Non- Hispanic						Hispanic				
	W	B	Asian	NH/PI	AI/AN		W	B	Asian	NH/PI	AI/AN
School Wide %	97.47%	92.84%	100%	100%	98.33%		96.80%	96.06%	100%	0%	96.84%

Activity Calendar: January 13, 2021 - February 9, 2021

Month	Date	Time	Event	Location
January	14	9:00 a.m.	Campus Spelling Bee	Library
January	29	8:00 a.m.	Scholar of the month Breakfast	Library

3. College Park Elementary

La Porte Independent School District
PRINCIPAL'S REPORT TO SCHOOL BOARD

College Park Elementary

January 12, 2021

Vision Statement: The vision of College Park Elementary is to enhance the education of each student to meet their greatest potential.

Enrollment as of: November 30, 2020 – December 18, 2020

Grade	Non-Hispanic						Hispanic						Campus Total	Sp Ed	LEP	GT	Eco Dis.
	W	B	Asian	NH /PI	AI /AN	Total	W	B	Asian	NH /PI	AI /AN	Total					
ECSE/EE**	11	*	*	*	*	12	12	*	*	*	*	12	24	24	*	*	12
PK	22	9	*	*	*	31	40	*	*	*	7	47	78	9	29	*	66
K	19	9	*	*	*	27	21	*	*	*	*	25	52	*	6	*	33
1	15	6	*	*	*	21	26	*	*	*	*	27	48	6	*	*	32
2	15	*	*	*	*	23	38	*	*	*	*	40	63	7	9	*	49
3	23	10	*	*	*	32	19	*	*	*	*	22	54	*	*	6	31
4	20	10	*	*	*	32	24	*	*	*	*	27	59	8	*	*	32
5	15	8	*	*	*	24	24	*	*	*	*	31	55	*	6	*	35
Total	140	59	14	*	*	202	204	8	*	*	20	231	433	64	63	16	290

Due to the potential of a student having multiple races; the race columns may not summate to the values in the total columns.

* Subpopulation represents 5 or fewer students.

** Students receiving instructional services as enrolled but not in membership or student receiving instructional services in membership.

Attendance Reporting (%): November 30, 2020 – December 18, 2020

Total	Non- Hispanic					Hispanic				
	W	B	Asian	NH/PI	AI/AN	W	B	Asian	NH/PI	AI/AN
School Wide %	94.58%	95.35%	99.61%	100%	98.57%	94.90%	98.22%	100%	78.57%	91.8%

Activity Calendar: January 13, 2021-February 9, 2021

Month	Date	Time	Event	Location
January	28	Lunch Times	Cougar of the Month (Character Trait: Cooperation)	Cafeteria
February	2-3	All Day	Benchmark Testing	Classrooms
February	3	All Day	Progress Reports	Campus

4. Heritage Elementary

La Porte Independent School District
PRINCIPAL'S REPORT TO SCHOOL BOARD
Heritage Elementary
January 12, 2021

Vision Statement: Heritage Elementary is a learning campus that fosters learning for ALL.

Enrollment as of: November 30, 2020 - December 17, 2020

Grade	Non-Hispanic						Hispanic						Campus Total	Sp Ed	LEP	GT	Eco Dis.
	W	B	Asian	NH /PI	AI /AN	Total	W	B	Asian	NH /PI	AI /AN	Total					
EE**	*	*	*	*	*	2	*	*	*	*	*	2	4	*	*	*	*
K	26	*	*	*	*	27	51	*	*	*	7	60	87	*	23	*	52
1	30	*	*	*	*	31	61	*	*	*	*	66	97	15	34	*	47
2	20	*	*	*	*	23	49	*	*	*	*	55	78	7	23	9	53
3	20	6	*	*	*	23	31	*	*	*	8	41	64	11	24	*	34
4	24	*	*	*	*	25	34	*	*	*	11	46	71	7	19	10	40
5	31	6	6	*	*	42	47	*	*	*	7	56	98	15	26	9	41
Total	153	18	9	2	2	173	275	7	2	4	42	326	499	63	149	33	267

Due to the potential of a student having multiple races; the race columns may not summate to the values in the total columns.

*Subpopulation represents 5 or fewer students.

** Students receiving instructional services as enrolled but not in membership.

Attendance Reporting: November 30, 2020 – December 17, 2020

Total	Non- Hispanic					Hispanic				
	W	B	Asian	NH/PI	AI/AN	W	B	Asian	NH/PI	AI/AN
School Wide %	95.8%	96.67%	97.62%	96.43%	100%	92.91%	94.9%	89.29%	97.62%	93.19%

Activity Calendar: January 13, 2021 – February 9, 2021

Month	Date	Time	Event	Location
January	14	9:00 a.m.	Campus Spelling Bee	Heritage Elementary
January	22	8:15 -10:45 a.m.	Award Ceremonies K, 1 st , and 5 th	Heritage Elementary
January	25	8:15 - 10:45 a.m.	Award Ceremonies 2 nd , 3 rd , and 4 th	Heritage Elementary
January	29	8:15 a.m.	Student of the Month	Heritage Elementary
February	5	7:50 a.m.	Morning Assembly	Heritage Elementary
February	9	8:05 a.m.	100 th Day Parade	Heritage Elementary

5. Jennie Reid Elementary

La Porte Independent School District
PRINCIPAL'S REPORT TO SCHOOL BOARD

Jennie Reid Elementary

January 12, 2021

Vision Statement: We believe that every student deserves the opportunity to be educated in a way that prepares them for college if they so choose to attend.

Enrollment as of: November 30, 2020 - December 18, 2020

Grade	Non-Hispanic						Hispanic						Campus Total	Sp Ed	LEP	GT	Eco Dis.
	W	B	Asian	NH /PI	AI /AN	Total	W	B	Asian	NH /PI	AI /AN	Total					
PPCD/EE	*	*	*	*	*	2	*	*	*	*	*	0	2	*	*	*	*
K	28	*	*	*	*	31	28	*	*	*	*	29	60	*	*	*	29
1	33	*	*	*	*	38	23	*	*	*	*	28	66	*	*	*	31
2	23	7	*	*	*	28	22	*	*	*	*	23	51	*	*	*	30
3	40	*	*	*	*	42	18	*	*	*	*	20	62	7	*	10	23
4	32	*	*	*	*	36	26	*	*	*	*	29	65	10	*	9	34
5	42	7	*	*	*	49	27	*	*	*	*	31	80	8	*	9	36
Total	200	31	5	0	2	226	144	10	2	0	13	160	386	38	10	30	184

Due to the potential of a student having multiple races; the race columns may not summate to the values in the total columns.

* Subpopulation represents 5 or fewer students.

** Students receiving instructional services as enrolled but not in membership.

Attendance Reporting (%): November 30, 2020 - December 18, 2020

Total	Non- Hispanic					Hispanic				
	W	B	Asian	NH/PI	AI/AN	W	B	Asian	NH/PI	AI/AN
School Wide %	95.88%	94.76%	100%	0%	0%	95.25%	96.19%	100%	0%	94.44%

Activity Calendar: January 13, 2021 - February 9, 2021

Month	Date	Time	Event	Location
January	14	5:00 p.m.	GT Parent Information Meeting	Virtual
January	14	8:30 a.m.	Campus Spelling Bee	Library
January	29	7:15 -7:50 a.m.	Student of the Month	Virtual/Library

6. La Porte Elementary

La Porte Independent School District
PRINCIPAL'S REPORT TO SCHOOL BOARD

La Porte Elementary

January 12, 2020

Vision Statement - La Porte Elementary's mission is to educate all students in a safe, supportive, and challenging environment where they can learn to be citizens of a culturally diverse society.

Enrollment as of: November 30, 2020 - December 18, 2020

Grade	Non-Hispanic						Hispanic						Campus Total	Sp Ed	LEP	GT	Eco Dis.
	W	B	Asian	NH /PI	AI /AN	Total	W	B	Asian	NH /PI	AI /AN	Total					
EE**	*	*	*	*	*	0	*	*	*	*	*	0	0	*	*	*	*
Head Start	*	*	*	*	*	4	*	*	*	*	*	4	8	*	*	*	*
PK	21	8	*	*	*	28	30	*	*	*	*	33	61	*	*	*	58
K	21	10	*	*	*	29	32	*	*	*	*	36	65	6	*	*	47
1	24	8	*	*	*	33	34	*	*	*	*	37	70	9	6	*	52
2	19	13	*	*	*	32	34	9	*	*	*	43	75	*	*	*	57
3	21	8	*	*	*	29	34	*	*	*	*	38	67	10	7	*	48
4	26	6	*	*	*	31	37	7	*	*	*	43	74	13	*	8	46
5	16	6	*	*	*	22	34	*	*	*	*	42	64	12	6	11	46
Total	151	60	4	0	7	208	239	35	4	1	8	276	484	58	33	29	354

Due to the potential of a student having multiple races; the race columns may not summate to the values in the total columns.

* Subpopulation represents 5 or fewer students.

** Students receiving instructional services as enrolled but not in membership.

Attendance Reporting (%): November 30, 2020 - December 18, 2020

Total	Non- Hispanic					Hispanic				
	W	B	Asian	NH/PI	AI/AN	W	B	Asian	NH/PI	AI/AN
School Wide %	93.53%	91.73%	100%	0%	97.78%	93.82%	95.86%	93.33%	80%	95.24%

Activity Calendar: January 13, 2021 - February 9, 2021

Month	Date	Time	Event	Location
January	14	8:30 a.m.	Campus Oral Spelling Bee	Library
January	29	7:20 a.m.	Leopard of the Month	Library
January	29	2:00 p.m.	Bluebonnet Book Celebration	Library
February	9	8:05 a.m.	100 th Day of School Parade	Campus

7. Leo A. Rizzuto Elementary

**La Porte Independent School District
PRINCIPAL'S REPORT TO SCHOOL BOARD**

Leo A. Rizzuto Elementary

January 12, 2021

Vision Statement: The vision of Leo A. Rizzuto Elementary School is to maintain a high standard of excellence by educating each child to his or her highest potential.

Enrollment as of: November 30, 2020 – December 18, 2020

Grade	Non-Hispanic						Hispanic						Campus Total	Sp Ed	LEP	GT	Eco Dis.
	W	B	Asian	NH /PI	AI /AN	Total	W	B	Asian	NH /PI	AI /AN	Total					
EE**	*	*	*	*	*	1	*	*	*	*	*	2	3	*	*	*	*
K	25	*	*	*	*	26	30	*	*	*	*	31	57	6	*	*	27
1	22	*	*	*	*	32	37	*	*	*	*	41	66	*	*	*	33
2	24	*	*	*	*	40	29	*	*	*	*	33	59	8	*	*	20
3	27	*	*	*	*	32	51	*	*	*	8	59	91	9	20	7	61
4	31	8	*	*	*	40	40	*	*	*	*	46	86	7	10	13	44
5	18	6	*	*	*	25	41	*	*	*	*	47	72	*	19	10	34
Total	148	26	4	0	3	175	230	12	2	0	22	259	434	42	57	35	219

Due to the potential of a student having multiple races, the race columns may not summate to the values in the total columns.

* Subpopulation represents 5 or fewer students.

** Students receiving instructional services as enrolled but not in membership.

Attendance Reporting (%): November 30, 2020 – December 18, 2020

Total	Non- Hispanic						Hispanic					
	W	B	Asian	NH/PI	AI/AN		W	B	Asian	NH/PI	AI/AN	
School Wide %	95.93%	92.13%	100%	0%	100%		96.58%	97.54%	86.36%	0%	96.28%	

Activity Calendar: January 13, 2021 – February 9, 2021

Month	Date	Time	Event	Location
January	14	5:00 – 6:30 p.m.	Bullritos Spirit Night	Bullritos La Porte
January	14	9:00 a.m.	Oral Spelling Bee	RZE Library
January	15	1:30 – 2:30 p.m.	AR Semester Celebration	RZE Cafeteria
January	26	All Day	MOD Pizza Spirit Night	MOD Pizza La Porte
January	29	9:00 a.m.	Rocket of the Month	Rizzuto Elementary
February	3	All Day	Progress Report Day	Rizzuto Elementary
February	9	4:00 – 8:00 p.m.	Chick-fil-A Spirit Nigh	Chick-fil-A Deer Park

8. Lomax Elementary

La Porte Independent School District
PRINCIPAL'S REPORT TO SCHOOL BOARD
Lomax Elementary
January 12, 2021

Vision Statement: Excellence in character and academics is the Expectation!

Enrollment as of: November 30, 2020 - December 18, 2020

Grade	Non-Hispanic						Hispanic						Campus Total	Sp Ed	LEP	GT	Eco Dis.
	W	B	Asian	NH /PI	AI /AN	Total	W	B	Asian	NH /PI	AI /AN	Total					
EE**	*	*	*	*	*	3	*	*	*	*	*	2	5	*	*	*	*
K	39	8	*	*	*	43	22	*	*	*	*	24	67	*	*	*	30
1	37	*	*	*	*	40	45	*	*	*	*	47	87	10	6	*	45
2	52	7	*	*	*	54	28	*	*	*	*	33	87	9	*	6	43
3	31	*	*	*	*	35	34	*	*	*	*	35	70	11	*	7	35
4	26	6	*	*	*	30	30	*	*	*	*	34	64	16	*	7	23
5	31	*	*	*	*	37	37	*	*	*	*	38	75	13	*	14	39
Total	219	29	7	1	3	242	198	11	2	0	9	213	455	68	19	35	215

Due to the potential of a student having multiple races; the race columns may not summate to the values in the total columns.

* Subpopulation represents 5 or fewer students.

** Students receiving instructional services as enrolled but not in membership.

Attendance Reporting (%): November 30, 2020 - December 18, 2020

Total	Non- Hispanic						Hispanic					
	W	B	Asian	NH/PI	AI/AN		W	B	Asian	NH/PI	AI/AN	
School Wide %	94.84%	95.56%	95.24%	100%	73.33%		93.6%	98.33%	100%	0%	95.56%	

Activity Calendar: January 13, 2021 - February 9, 2021

Month	Date	Time	Event	Location
January	11	All Day	80's Day	Building Wide
January	14	9:00 a.m.	Campus Spelling Bee	Library
January	29	7:30 a.m.	Lion of the Month	Library

9. James H. Baker Sixth Grade Campus

La Porte Independent School District
PRINCIPAL'S REPORT TO SCHOOL BOARD

James H. Baker Sixth Grade Campus

January 12, 2021

Vision Statement: James H. Baker Sixth Grade Campus will work together with all students, parents, staff, and community members to provide each student the academic and social tools necessary to meet the challenges of secondary education with success. Our students will have the college readiness skills needed to move forward to a successful future.

Enrollment as of: November 30, 2020 – December 18, 2020

Grade	Non-Hispanic						Hispanic						Campus Total	Sp Ed	LEP	GT	Eco Dis.
	W	B	Asian	NH /PI	AI /AN	Total	W	B	Asian	NH /PI	AI /AN	Total					
6	199	51	*	*	*	249	243	14	7	*	36	297	546	69	81	57	281
Total	199	51	5	1	2	249	243	14	7	3	36	297	546	69	81	57	281

Due to the potential of a student having multiple races; the race columns may not summate to the values in the total columns.
 * Subpopulation represents 5 or fewer students.

Attendance Reporting (%): November 30, 2020 – December 18, 2020

Total	Non- Hispanic						Hispanic				
	W	B	Asian	NH/PI	AI/AN		W	B	Asian	NH/PI	AI/AN
School Wide %	94.34%	89.88%	100%	0%	83.33%		95.02%	88.72%	96.67%	95.56%	96.34%

Activity Calendar: January 13, 2021 – February 9, 2021

Month	Date	Time	Event	Location
N/A				

10. La Porte Junior High

La Porte Independent School District
PRINCIPAL'S REPORT TO SCHOOL BOARD

La Porte Junior High

January 12, 2021

Vision Statement: It is the vision of La Porte Junior High that all students, parents, staff, and community members work together to provide every student the academic and social skills necessary to meet the challenges of secondary education with success. Our students will have the college and career readiness skills needed for the future of their choice.

Enrollment as of: November 30, 2020 – December 18, 2020

Non-Hispanic							Hispanic										
Grade	W	B	Asian	NH /PI	AI /AN	Total	W	B	Asian	NH /PI	AI /AN	Total	Campus Total	Sp Ed	LEP	GT	Eco Dis.
7	111	22	*	*	*	131	117	7	7	*	19	141	272	24	26	35	129
8	105	32	*	*	*	134	103	9	*	*	13	126	260	21	34	30	127
Total	216	54	5	1	4	265	220	16	8	1	32	267	532	45	60	65	256

Due to the potential of a student having multiple races; the race columns may not summate to the values in the total columns.
 * Subpopulation represents 5 or fewer students.

Attendance Reporting (%): November 30, 2020 – December 18, 2020

Non- Hispanic							Hispanic					
Total	W	B	Asian	NH/PI	AI/AN		W	B	Asian	NH/PI	AI/AN	
School Wide %	93.08%	90.34%	100%	0%	91.11%		93.85%	92%	95.56%	0%	90.67%	

Activity Calendar: January 13, 2021 – February 9, 2021

Month	Date	Time	Event	Location
January	13	4:30 p.m.	8 th Grade Boys Basketball vs Pearland South Jr High	La Porte Junior High Gym
January	13	1:00 p.m.	Campus Spelling Bee	La Porte Junior High Cafeteria
January	14	4:30 p.m.	8 th Grade Girls Basketball vs Pearland South	La Porte Junior High Gym
January	20	4:30 p.m.	7 th Grade Boys Basketball vs Fairmont Jr High	La Porte Junior High Gym
January	21	4:30 p.m.	7 th Grade Girls Basketball vs Fairmont Jr High	La Porte Junior High Gym
January	25	3:30 p.m.	Top Dog Celebration	La Porte Junior High Cafeteria
January	27	4:30 p.m.	7 th Grade Boys Basketball vs Pearland East Jr High	La Porte Junior High Gym
January	28	4:30 p.m.	7 th Grade Girls Basketball vs Pearland East Jr High	La Porte Junior High Gym
February	3	4:30 p.m.	8 th Grade Girls Basketball vs Berry Miller Jr High	La Porte Junior High Gym
February	4	4:30 p.m.	8 th Grade Girls Basketball vs Berry Miller Jr High	La Porte Junior High Gym

11. Lomax Junior High

La Porte Independent School District
PRINCIPAL'S REPORT TO SCHOOL BOARD

Lomax Junior High

January 12, 2021

Vision Statement: Lomax Junior High School will challenge their students to achieve excellence to bridge the critical gap between instruction and assessment by ensuring deep implementation of action that creates real change and sustainable student achievement.

Enrollment as of: November 30, 2020 – December 18, 2020

Grade	Non-Hispanic						Hispanic						Campus Total	Sp Ed	LEP	GT	Eco Dis.
	W	B	Asian	NH /PI	AI /AN	Total	W	B	Asian	NH /PI	AI /AN	Total					
6	*	*	*	*	*	*	*	*	*	*	*	*	*	*	*	*	*
7	111	14	*	*	*	125	134	10	*	*	22	159	284	34	38	19	132
8	133	19	*	*	*	158	134	*	*	*	24	166	324	40	42	36	138
Total	244	34	6	*	6	284	268	15	*	*	46	325	609	75	80	55	270

Due to the potential of a student having multiple races, the race columns may not summate to the values in the total columns.

* Subpopulation represents 5 or fewer students.

Attendance Reporting (%): November 30, 2020 – December 18, 2020

Total	Non- Hispanic					Hispanic				
	W	B	Asian	NH/PI	AI/AN	W	B	Asian	NH/PI	AI/AN
School Wide %	95.97%	97.62%	98.57%	100%	100%	95.54%	96.75%	92.86%	100%	97.73%

Activity Calendar: January 13, 2021 – February 9, 2021

Month	Date	Time	Event	Location
January	14	4:30 p.m.	7 th /8 th Lady Lobo Basketball	Lomax/Berry Miller
January	20	4:30 p.m.	7 th /8 th Lobo Basketball – Boys	Lomax/Bonnette
January	21	4:30 p.m.	7 th /8 th Lady Lobo Basketball	Lomax/Bonnette
January	27	4:30 p.m.	7 th /8 th Lobo Basketball – Boys	Deer Park Junior High/Lomax
January	28	4:30 p.m.	7 th /8 th Lady Lobo Basketball	Lomax/Deer Park JH
February	3	4:30 p.m.	7 th /8 th Lobo Basketball – Boys	Lomax/Pearland East
February	4	4:00 p.m.	LXJ Orchestra Pre-UIL Clinic	LXJH – Orchestra
February	4	4:30 p.m.	7 th /8 th Lady Lobo Basketball	Lomax/Pearland East

12. La Porte High School

La Porte Independent School District
PRINCIPAL'S REPORT TO SCHOOL BOARD

La Porte High School

January 12, 2021

Vision Statement: We believe the most promising strategy for achieving the mission of our school is to develop our capacity to function as a professional learning community.

Enrollment as of: November 30, 2020 – December 18, 2020

Grade	Non-Hispanic						Hispanic						Campus Total	Sp Ed	LEP	GT	Eco Dis
	W	B	Asian	NH /PI	AI /AN	Total	W	B	Asian	NH /PI	AI /AN	Total					
9	210	64	13	*	*	282	247	13	*	*	44	304	586	76	89	70	281
10	162	54	*	*	*	218	182	9	*	*	45	238	456	42	78	36	216
11	165	33	9	*	*	204	183	7	*	*	41	228	432	37	52	68	174
12	177	36	9	*	*	219	179	7	*	*	63	249	468	52	46	63	174
Total	714	187	35	10	15	923	791	36	14	7	193	1,019	1,942	207	265	237	845

Due to the potential of a student having multiple races; the race columns may not summate to the values in the total columns.

*** Subpopulation represents 5 or fewer students.**

Attendance Reporting (%): November 30, 2020 – December 18, 2020

Non-Hispanic						Hispanic				
Total	W	B	Asian	NH/PI	AI/AN	W	B	Asian	NH/PI	AI/AN
School Wide %	87.27%	84.51%	90.26%	97.5%	86.15%	83.94%	89.89%	92.67%	63.33%	80.01%

Activity Calendar: January 13, 2021 – February 9, 2021

Month	Date	Time	Events	Location
N/A				

Dual Enrollment as of: November 30, 2020 – December 18, 2020

Grade	Non-Hispanic						Hispanic						Campus Total	M	F	Eco Dis
	W	B	Asian	NH/PI	AI/AN	Total	W	B	Asian	NH/PI	AI/AN	Total				
11	26	6	*	*	*	35	42	*	*	*	6	52	87	38	49	47
12	29	*	*	*	*	35	23	*	*	*	13	38	73	28	45	41
Total	55	11	3	0	1	70	65	3	1	2	19	90	160	66	94	88

* Subpopulation represents 5 or fewer students.

Dual Enrollment as of: November 30, 2020 – December 18, 2020

FALL - 2020 DE	Sections	Enrollment
Subjects Offered		
Seniors		
English 4	3	65
Government	3	60
Maritime	1	1
Juniors		
US History	4	89
TX Government	4	89
Maritime	1	2

ACE San Jacinto College: November 30, 2020 – December 18, 2020

Grade	Non-Hispanic						Hispanic						Campus Total	M	F	Eco Dis.
	W	B	Asian	NH/PI	AI/AN	Total	W	B	Asian	NH/PI	AI/AN	Total				
11	22	*	*	*	*	25	20	*	*	*	*	22	47	16	31	14
12	20	*	*	*	*	25	19	*	*	*	*	28	53	26	27	14
Total	42	1	6	1	0	50	39	2	1	0	8	50	100	42	58	28

* Subpopulation represents 5 or fewer students

FALL SEMESTER: November 30, 2020 - December 18, 2020

Subjects Offered	Sections	Enrollment
Seniors - Fall		
French (FREN 1411)	1	1
Geology (GEOL 1303 / 1103)	1	8
Biology - Science Majors I (lecture & lab) (BIOL 1106/1306)	1	6
Accounting (ACCT 2301)	3	8
Speech (SPCH 1321)	1	1
Physics - University Physics (lecture & lab) PHYS 2125/2325)	2	10
Mathematics for Business and Social Sciences (MATH 1324)	2	4
Calculus I (Math 2413)	2	12
Statistics (MATH 1342)	1	4
Chemistry - Intro Chem (lecture & lab) CHEM 1105 / 1305	1	9
Chemistry - General Chem (lecture & lab) CHEM 1111/1311	1	12
Calculus 2 (Math 2414)	2	15
Intro to Criminal Justice (CRIJ 1301)	1	1
Psychology - General (PSYC 2301)	2	11
Life Span Growth and Dev (PSYC 2314)	1	5
English Comp 1(ENGL1301)	6	34
Intro to Physical Anthropology (ANTH 2301)	1	2
Intro to Teaching Profession (EDUC 1301)	1	1
Intro to Engineering (ENGR 1201)	1	1
Sociology - Intro (SOC 1301)	1	1
Juniors - Fall		
Business Principles (BUSI 1301)	1	6
Art Appreciation (ARTS 1301)	3	25
Art History II (ARTS 1304)	1	1
College Algebra (MATH 1314)	3	20
Business Comp Applications (BCIS 1305)	2	21
Film Appreciation 1 (DRAM 2366)	1	14
Economics (ECON 2301)	2	20
US History (HIST 1301)	3	25
Contemporary Mathematics - Quantitative Reasoning (MATH 1332)	1	1
Pre-Cal (MATH 2412)	1	4
Both		
Federal Govt (GOVT 2305)	5	47

13. Viola DeWalt High School

La Porte Independent School District
PRINCIPAL'S REPORT TO SCHOOL BOARD
The Academy of Viola DeWalt High School
January 12, 2021

Vision Statement: The Academy of Viola DeWalt High School respects the individual needs of each student by fostering a caring and creative environment with emphasis on their social, emotional, physical and intellectual development.

Enrollment as of: November 30, 2020 – December 18, 2020

Grade	Non-Hispanic						Hispanic						Campus Total	Sp Ed	LEP	GT	Eco Dis.
	W	B	Asian	NH /PI	AI /AN	Total	W	B	Asian	NH /PI	AI /AN	Total					
9	26	6	*	*	*	31	13	*	*	*	*	15	46	9	*	*	19
10	24	*	*	*	*	26	17	*	*	*	*	18	44	9	*	*	20
11	41	9	*	*	*	51	15	*	*	*	*	19	70	16	*	*	29
12	30	*	*	*	*	35	14	*	*	*	*	19	54	10	*	*	25
Total	121	22	0	4	2	143	59	4	1	0	9	71	214	44	14	0	93

Due to the potential of a student having multiple races; the race columns may not summate to the values in the total columns.

* Subpopulation represents 5 or fewer students.

Dual Enrollment as of: November 30, 2020 – December 18, 2020

FALL - 2020 DE	Enrollment
Subjects Offered	
Seniors	
English 4	1
Government	1
Maritime	2
Juniors	
US History	3
TX Government	0

Attendance Reporting (%): November 30, 2020 – December 18, 2020

Total	Non- Hispanic					Hispanic				
	W	B	Asian	NH/PI	AI/AN	W	B	Asian	NH/PI	AI/AN
School Wide %	82.27%	84.24%	0%	93.33%	46.67%	73.88%	84.38%	53.33%	0%	84.17%

Activity Calendar: January 13, 2021 – February 9, 2021

Month	Date	Time	Events	Location
January	25	5:00-7:00 p.m.	Academy Showcase	Academy

D. Receive Financial Reports for December 2020.

**Board of Trustees
La Porte Independent School District
La Porte, TX**

BOARD MEETING DATE: January 12, 2021

AGENDA ITEM NAME: Receipt of Financial Reports for December 2020

THIS ITEM RELATES TO BOARD GOAL(S): 5

BACKGROUND INFORMATION: N/A

ADMINISTRATIVE RECOMMENDATION: Administration recommends the Board of Trustees of the La Porte Independent School District acknowledge receipt of the Financial Reports for December 2020 as presented.

ATTACHMENTS:

- Summary unaudited financial statements for the general fund, food service fund, debt service fund and capital projects fund for the month ended December 2020
- Quarterly Investment Report for the month ended December 2020
- Property Tax Collection Report for the month ended December 2020

BUDGET INFORMATION: N/A

RESOURCE PERSONNEL: Rhonda Cumbie, Chief Financial Officer

RECOMMENDED MOTION: I move to acknowledge receipt of the financial reports for December 2020 as presented.

LA PORTE INDEPENDENT SCHOOL DISTRICT
SUMMARY BALANCE SHEETS - UNAUDITED
Fiscal Year 2020-2021
December 31, 2020

	General Fund	Food Service Fund	Debt Service Fund	Capital Projects Funds 2014
ASSETS:				
Cash & Temporary Investments	\$ 41,572,870	\$ 173,082	\$ 7,950,735	\$ 25,173,109
Receivables:				
Delinquent Property Taxes	2,601,784		646,565	
(Allowance for Uncollectible Taxes)	(780,000)		(203,600)	
Due from Other Funds	517,528	5,031	-	
Other Receivables	1,634			46,178
Due from Other Governments	1,331,270		155,912	
Inventories, at cost	21,328	125,858		62,894
Prepaid Expenditures	32,683			
Other Assets				
Total Assets	\$ 45,299,097	\$ 303,971	\$ 8,549,612	\$ 25,282,181
LIABILITIES:				
Current Liabilities:				
Accounts Payable	\$ -	\$ -	\$ -	\$ -
Accrued Wages Payable	1,256,184	63,133		
Due to Other Funds	1,061	515,528		
Due to Other Governments	904,152		31,413	
Other Current Liabilities	23,817			
Deferred Revenues	70,000	96,119		
Other Liabilities				
Total Liabilities	2,255,214	674,780	31,413	-
DEFERRED INFLOWS OF RESOURCES:				
Deferred Property Taxes	1,821,784		442,965	
Total Deferred Inflows of Resources	1,821,784	-	442,965	-
FUND EQUITY:				
Non-Spendable				
Inventories	21,328	125,858		62,894
Prepaid Items	32,683	-		
Restricted for				
Grant Funds		231,942		
Capital Acquisitions				29,421,154
Retirement of long-term debt			9,543,909	
Committed For				
Insurance / Catastrophic Loss	1,000,000			
Compensated Absences	1,214,153	26,516		
Assigned For				
Grant Funds				
Unassigned	52,118,935			
Increase (Decrease) in Fund Balance This Year	(13,165,000)	(755,125)	(1,468,675)	(4,201,867)
Total Fund Equity	41,222,099	(370,809)	8,075,234	25,282,181
Total Liabilities and Fund Equity	\$ 45,299,097	\$ 303,971	\$ 8,549,612	\$ 25,282,181

LA PORTE INDEPENDENT SCHOOL DISTRICT
SUMMARY OF REVENUES & EXPENDITURES - UNAUDITED
Fiscal Year 2020-2021
December 31, 2020

Fund 199 General Fund

		Original	Amended	Outstanding	YTD Actual		Percent
		Budget	Budget	Encumbrances	Revenue /	Variance	Actual ⁵
					Expenses		
Revenues:							
5700	Local Revenues	\$ 116,807,932	\$ 116,807,932	\$ -	\$ 21,891,725	\$ (94,916,207)	18.74%
5800	State Revenues	7,887,551	7,887,551	-	2,515,173	(5,372,378)	31.89%
5900	Federal Revenues	1,989,057	1,989,057	-	121,593	(1,867,464)	6.11%
Total Revenues		126,684,540	126,684,540	-	24,528,491	(102,156,049)	19.36%
Expenditures:							
11	Instruction	45,158,352	45,277,622	698,403	21,601,215	22,978,004	49.25%
12	Instrctn'l Resources & Media	364,109	365,328	1,787	178,183	185,358	49.26%
13	Staff Development	1,035,412	1,032,665	26,862	409,004	596,799	42.21%
21	Instructional Administration	998,237	999,967	43,089	452,845	504,033	49.60%
23	Campus Administration	4,886,351	4,890,568	7,159	2,447,788	2,435,621	50.20%
31	Guidance & Counseling	2,462,084	2,455,946	65,248	1,306,596	1,084,102	55.86%
32	Social Work Services	275,690	275,920	114,020	106,594	55,306	79.96%
33	Health Services	963,739	963,739	4,080	469,388	490,271	49.13%
34	Student Transportation	3,372,645	3,372,645	239,109	1,480,946	1,652,590	51.00%
36	Cocurricular Activities	1,705,373	1,702,773	144,602	766,693	791,478	53.52%
41	General Administration	3,521,077	3,522,052	248,900	1,466,066	1,807,086	48.69%
51	Plant Maintenance	9,540,694	9,419,657	2,362,745	4,683,255	2,373,657	74.80%
52	Security	1,883,961	1,884,411	238,921	947,831	697,659	62.98%
53	Data Processing	1,634,500	1,638,793	10,204	794,279	834,310	49.09%
61	Community Services	35,566	35,566	13,339	2,416	19,811	44.30%
91	Recapture Costs	44,940,105	44,940,105	-	-	44,940,105	0.00%
93	Shared Services Arrangement	29,600	29,738	25,239	4,499	-	100.00%
95	Juvenile Justice Alt Ed	59,400	59,400	29,700	29,700	-	100.00%
97	Payments to Tax Incr Fund	3,810,140	3,810,140	-	-	3,810,140	0.00%
99	Tax Appraisal & Collection	1,075,000	1,075,000	528,807	546,193	-	100.00%
Total Expenditures		127,752,035	127,752,035	4,802,214	37,693,491	85,256,332	33.26%
7915	Other Resources	-	-	-	-	-	
8990	Other Uses	482,218	482,218	-	-	482,218	
Total Resources & Uses		(482,218)	(482,218)	-	-	(482,218)	
Impact on Fund Balance (199)		(1,549,713)	(1,549,713)	(4,802,214)	(13,165,000)	17,381,937	
Fund Balance-Beginning (199)		54,387,099	54,387,099		54,387,099	54,387,099	
Fund Balance - Ending		\$ 52,837,386	\$ 52,837,386	\$ (4,802,214)	\$ 41,222,099	\$ 71,769,036	

⁵ Fiscal Year Lapsed = 50%

LA PORTE INDEPENDENT SCHOOL DISTRICT
SUMMARY OF REVENUES & EXPENDITURES - UNAUDITED
Fiscal Year 2020-2021
December 31, 2020

Fund 199 General Fund

	Original Budget	Amended Budget	Outstanding Encumbrances	YTD Actual Revenue / Expenses	Variance	Percent Actual ⁵
Revenues:						
5700 Local Revenues	\$ 116,807,932	\$ 116,807,932	\$ -	\$ 21,891,725	\$ (94,916,207)	18.74%
5800 State Revenues	7,887,551	7,887,551	-	2,515,173	(5,372,378)	31.89%
5900 Federal Revenues	1,989,057	1,989,057	-	121,593	(1,867,464)	6.11%
Total Revenues	126,684,540	126,684,540	-	24,528,491	(102,156,049)	19.36%
Expenditures:						
6100 Payroll Costs	43,191,035	43,191,035	-	20,870,940	22,320,095	48.32%
6200 Professional/Contracted Serv.	825,866	961,616	419,359	402,093	140,164	85.42%
6300 Supplies & Materials	964,890	945,820	215,730	316,264	413,826	56.25%
6400 Other Operating Costs	146,361	148,961	63,314	11,918	73,729	50.50%
6600 Capital Outlay	30,200	30,190	-	-	30,190	0.00%
11 Instruction	45,158,352	45,277,622	698,403	21,601,215	22,978,004	49.25%
6100 Payroll Costs	340,399	340,474	-	171,933	168,541	50.50%
6200 Professional/Contracted Serv.	500	1,719	1,079	140	500	70.91%
6300 Supplies & Materials	23,210	23,135	708	6,110	16,317	29.47%
6400 Other Operating Costs	-	-	-	-	-	0.00%
12 Instrctn'l Resources & Media	364,109	365,328	1,787	178,183	185,358	49.26%
6100 Payroll Costs	870,647	864,647	-	365,443	499,204	42.26%
6200 Professional/Contracted Serv.	24,647	33,935	9,857	14,846	9,232	72.80%
6300 Supplies & Materials	41,507	28,507	1,733	14,630	12,144	57.40%
6400 Other Operating Costs	98,611	105,576	15,272	14,085	76,219	27.81%
13 Staff Development	1,035,412	1,032,665	26,862	409,004	596,799	42.21%
6100 Payroll Costs	861,798	861,812	-	427,292	434,520	49.58%
6200 Professional/Contracted Serv.	48,500	48,730	35,476	1,492	11,762	75.86%
6300 Supplies & Materials	45,725	47,516	3,814	16,735	26,967	43.25%
6400 Other Operating Costs	42,214	41,909	3,799	7,326	30,784	26.55%
21 Instructional Leadership	998,237	999,967	43,089	452,845	504,033	49.60%
6100 Payroll Costs	4,813,438	4,813,438	-	2,438,795	2,374,643	50.67%
6200 Professional/Contracted Serv.	2,700	6,632	628	2,624	3,380	49.03%
6300 Supplies & Materials	16,545	17,040	634	1,455	14,951	12.26%
6400 Other Operating Costs	53,668	53,458	5,897	4,914	42,647	20.22%
23 School Leadership	4,886,351	4,890,568	7,159	2,447,788	2,435,621	50.20%
6100 Payroll Costs	2,263,967	2,263,967	-	1,232,990	1,030,977	54.46%
6200 Professional/Contracted Serv.	12,000	14,300	7,000	2,825	4,475	68.71%
6300 Supplies & Materials	164,140	161,085	53,464	69,162	38,459	76.13%
6400 Other Operating Costs	21,977	16,594	4,784	1,619	10,191	38.59%
31 Guidance & Counseling	2,462,084	2,455,946	65,248	1,306,596	1,084,102	55.86%
6100 Payroll Costs	101,040	101,040	-	50,728	50,312	50.21%
6200 Professional/Contracted Serv.	170,000	170,230	114,020	52,386	3,824	97.75%
6300 Supplies & Materials	3,650	3,650	-	3,300	350	90.41%
6400 Other Operating Costs	1,000	1,000	-	180	820	18.00%
32 Social Work Services	275,690	275,920	114,020	106,594	55,306	79.96%
6100 Payroll Costs	929,661	929,661	-	450,449	479,212	48.45%
6200 Professional/Contracted Serv.	2,800	2,500	2,137	363	-	100.00%
6300 Supplies & Materials	28,779	26,340	1,273	16,912	8,155	69.04%
6400 Other Operating Costs	2,499	5,238	670	1,664	2,904	44.56%
33 Health Services	963,739	963,739	4,080	469,388	490,271	49.13%
6100 Payroll Costs	2,800,120	2,806,120	-	1,228,107	1,578,013	43.77%
6200 Professional/Contracted Serv.	120,000	188,300	69,811	96,465	22,024	88.30%
6300 Supplies & Materials	505,225	428,699	160,446	119,475	148,778	65.30%
6400 Other Operating Costs	(52,700)	(50,474)	8,852	36,899	(96,225)	-90.64%
34 Student Transportation	3,372,645	3,372,645	239,109	1,480,946	1,652,590	51.00%

⁵ Fiscal Year Lapsed = 50%

Fund 199 General Fund

	Original Budget	Amended Budget	Outstanding Encumbrances	YTD Actual Revenue / Expenses	Variance	Percent Actual ⁵
6100 Payroll Costs	1,067,064	1,067,078	-	519,136	547,942	48.65%
6200 Professional/Contracted Serv.	156,270	154,682	31,630	51,082	71,970	53.47%
6300 Supplies & Materials	215,844	216,102	25,335	122,642	68,125	68.48%
6400 Other Operating Costs	266,195	264,911	87,637	73,833	103,441	60.95%
36 Cocurricular Activities	1,705,373	1,702,773	144,602	766,693	791,478	53.52%
6100 Payroll Costs	2,364,582	2,364,582	-	1,165,192	1,199,390	49.28%
6200 Professional/Contracted Serv.	700,545	648,645	145,053	126,719	376,873	41.90%
6300 Supplies & Materials	90,660	87,709	15,249	15,983	56,477	35.61%
6400 Other Operating Costs	365,290	421,116	88,598	158,172	174,346	58.60%
41 General Administration	3,521,077	3,522,052	248,900	1,466,066	1,807,086	48.69%
6100 Payroll Costs	3,476,773	3,576,773	-	1,777,366	1,799,407	49.69%
6200 Professional/Contracted Serv.	2,967,421	2,836,384	1,519,455	1,074,680	242,249	91.46%
6300 Supplies & Materials	675,000	571,966	60,748	259,089	252,129	55.92%
6400 Other Operating Costs	2,421,500	2,434,534	782,542	1,572,120	79,872	96.72%
51 Plant Maintenance	9,540,694	9,419,657	2,362,745	4,683,255	2,373,657	74.80%
6100 Payroll Costs	1,200,063	1,200,063	-	518,668	681,395	43.22%
6200 Professional/Contracted Serv.	677,198	658,652	238,921	403,467	16,264	97.53%
6300 Supplies & Materials	5,700	24,696	-	24,696	-	100.00%
6400 Other Operating Costs	1,000	1,000	-	1,000	-	100.00%
52 Security	1,883,961	1,884,411	238,921	947,831	697,659	62.98%
6100 Payroll Costs	1,580,220	1,580,220	-	776,619	803,601	49.15%
6200 Professional/Contracted Serv.	7,500	14,890	4,382	8,934	1,574	89.43%
6300 Supplies & Materials	24,448	24,198	3,811	4,995	15,392	36.39%
6400 Other Operating Costs	22,332	19,485	2,011	3,731	13,743	29.47%
53 Data Processing	1,634,500	1,638,793	10,204	794,279	834,310	49.09%
6200 Professional/Contracted Serv.	15,000	15,000	12,845	2,155	-	100.00%
6300 Supplies & Materials	8,830	8,830	344	6	8,480	3.96%
6400 Other Operating Costs	11,736	11,736	150	255	11,331	3.45%
61 Community Services	35,566	35,566	13,339	2,416	19,811	44.30%
6100 Payroll Costs	65,860,807	65,960,910	-	31,993,658	33,967,252	48.50%
6200 Professional/Contracted Serv.	5,730,947	5,756,215	2,611,653	2,240,271	904,291	84.29%
6300 Supplies & Materials	2,814,153	2,615,293	543,289	991,454	1,080,550	58.68%
6400 Other Operating Costs	3,401,683	3,475,044	1,063,526	1,887,716	523,802	84.93%
6600 Capital Outlay	30,200	30,190	-	-	30,190	0.00%
Total Operating Expenditures	77,837,790	77,837,652	4,218,468	37,113,099	36,506,085	53.10%
91 Recapture Costs	44,940,105	44,940,105	-	-	44,940,105	0.00%
93 Shared Services Arrangement	29,600	29,738	25,239	4,499	-	100.00%
95 Juvenile Justice Alt Ed	59,400	59,400	29,700	29,700	-	100.00%
97 Payments to Tax Incr Fund	3,810,140	3,810,140	-	-	3,810,140	0.00%
99 Tax Appraisal & Collection	1,075,000	1,075,000	528,807	546,193	-	100.00%
Total Expenditures	127,752,035	127,752,035	4,802,214	37,693,491	85,256,330	33.26%
7915 Other Resources	-	-	-	-	-	-
8990 Other Uses	482,218	482,218	-	-	482,218	-
Total Resources & Uses	(482,218)	(482,218)	-	-	(482,218)	-
Impact on Fund Balance	(1,549,713)	(1,549,713)	(4,802,214)	(13,165,000)	17,381,937	
Fund Balance - Beginning 199	54,387,099	54,387,099		54,387,099	54,387,099	
Fund Balance - Ending	\$ 52,837,386	\$ 52,837,386	\$ (4,802,214)	\$ 41,222,099	\$ 71,769,036	

⁵ Fiscal Year Lapsed = 50%

LA PORTE INDEPENDENT SCHOOL DISTRICT
SUMMARY OF REVENUES & EXPENDITURES - UNAUDITED
Fiscal Year 2020-2021
December 31, 2020

Fund 240 Food Service Fund

		Original	Amended	Outstanding	YTD Actual		Percent
		Budget	Budget	Encumbrances	Revenues /	Variance	Actual ⁵
					Expenses		
Revenues:							
5700	Local Revenues	\$ 1,404,500	\$ 1,404,500	\$ -	\$ 77,615	\$ (1,326,885)	5.53%
5800	State Revenues	24,000	24,000	-	-	(24,000)	0.00%
5900	Federal Revenues	2,786,711	2,786,711	-	832,784	(1,953,927)	29.88%
	Total Revenues	4,215,211	4,215,211	-	910,399	(3,304,812)	21.60%
Expenditures:							
35	Food Service						
	6100 - Payroll & Benefits	2,063,739	2,033,739	-	999,328	1,034,411	49.14%
	6200 - Contracted Services	50,100	50,100	8,497	9,309	32,294	35.54%
	6300 - Supplies & Materials	2,666,444	2,666,444	1,397,692	636,777	631,975	76.30%
	6400 - Travel & Other Misc.	23,100	23,100	3,333	2,036	17,731	23.24%
		4,803,383	4,773,383	1,409,522	1,647,450	1,716,411	64.04%
51	6200 - Contracted Services	54,650	54,650	30,909	18,074	5,667	89.63%
	Total Expenditures	4,858,033	4,828,033	1,440,431	1,665,524	1,722,079	64.33%
7990	Other Resources	482,218	482,218	-	-	482,218	
8990	Other Uses	-	-	-	-	-	
	Total Resources & Uses	482,218	482,218	-	-	482,218	
	Impact on Fund Balance	(160,604)	(130,604)	(1,440,431)	(755,125)	2,064,951	
	Fund Balance - Beginning	384,316	384,316		384,316	384,316	
	Fund Balance - Ending	\$ 223,712	\$ 253,712	\$ (1,440,431)	\$ (370,809)	\$ 2,449,267	

⁵ Fiscal Year Lapsed = 50%

LA PORTE INDEPENDENT SCHOOL DISTRICT
SUMMARY OF REVENUES & EXPENDITURES - UNAUDITED
Fiscal Year 2020-2021
December 31, 2020

Fund 599 Debt Service Fund

		Original	Amended	YTD Actual		Percent
		Budget	Budget	Revenues /	Variance	Actual ⁵
				Expenses		
Revenues:						
5700	Local Revenues	\$ 28,744,815	\$ 28,744,815	\$ 4,583,935	\$ 24,160,880	15.95%
5800	State Revenues	-	-	184,439	184,439	0.00%
Total Revenues		28,744,815	28,744,815	4,768,374	24,345,319	16.59%
Expenditures:						
71	6511 - Principal Payments	15,340,000	15,340,000	-	15,340,000	0.00%
	6521 - Interest Payments	13,429,422	13,429,422	6,233,299	7,196,123	46.42%
	6598 - Cost of Bond Sales	-	-	-	-	0.00%
	6599 - Fees Paid	20,000	20,000	3,750	16,250	18.75%
Total Expenditures		28,789,422	28,789,422	6,237,049	22,552,373	21.66%
7900	Other Resources	-	-	-	-	
8900	Other Uses	-	-	-	-	
Total Resources & Uses		-	-	-	-	
Impact on Fund Balance		(44,607)	(44,607)	(1,468,675)	1,792,946	
Fund Balance - Beginning		9,543,909	9,543,909	9,543,909	-	
Fund Balance - Ending		\$ 9,499,302	\$ 9,499,302	\$ 8,075,233	\$ 1,424,069	

Principal and interest payments are due on February 15th and August 15th each year.

LA PORTE INDEPENDENT SCHOOL DISTRICT
Statement of Revenues, Expenditures and Unspent Project Funds
Fiscal Year 2020-2021
Unlimited Tax School House Bonds Series 2014, 2015, 2016, 2020
For the Projects Beginning June 1, 2014 through:
December 31, 2020

Proj #	Account Description	Original Budget	Amended Budget	Prior Years	Current Year	PY & CY Total	Remaining Budget
REVENUES:							
	Earnings from Investments	30,000	1,599,327	1,863,594	32,088	1,895,682	(296,355)
00	TOTAL REVENUES	30,000	1,599,327	1,863,594	32,088	1,895,682	(296,355)
EXPENDITURES:							
9C	Lomax Elementary Rebuild	23,950,000	23,874,331	23,874,331	-	23,874,331	-
6D	Baker 6th Grade Rebuild	26,987,500	29,219,942	29,219,942	-	29,219,942	-
5L,5M,5N,1D,5Q	La Porte High School Rebuild	95,757,953	105,343,390	104,666,220	184,077	104,850,297	493,093
6C,9G,9S,5R	La Porte Junior High, La Porte Elementary	24,250,000	19,401,120	19,046,525	353,887.00	19,400,412	708
9O,9E	Lomax Junior High, College Park Elementary	15,800,000	13,875,595	13,875,595	-	13,875,595	-
9P,9N,9B,9D,5W,5P,9Q,9R	Bayshore, Heritage, Reid, Rizzuto, DeWalt	10,137,500	5,882,133	3,403,588	-	3,403,588	2,478,545
5S	Central Plant Roofing	-	126,136	-	119,829	119,829	6,307
Y	Technology	23,174,000	23,174,000	14,197,604	1,360,147	15,557,751	7,616,249
M,00,HH,1B,CV	Maintenance	24,826,000	25,502,680	18,545,855	2,118,832	20,664,687	4,837,993
QA, QB, QD	Safety and Security Upgrades	-	5,000,000	1,349,640	24,015	1,373,655	3,626,345
T	Transportation	5,000,000	5,000,000	2,566,352	15,400	2,581,752	2,418,248
F	Fine Arts	4,000,000	4,000,000	887,810	57,768	945,578	3,054,422
	Contingency	6,147,047	1,200,000	757,635	-	757,635	442,365
	TOTAL EXPENDITURES	260,030,000	261,599,327	232,391,097	4,233,955	236,625,052	24,974,275
OTHER FINANCING SOURCES (USES):							
	Other Sources 7911	260,000,000	260,000,000	260,935,891	-	260,935,891	(935,891)
	Other Uses 6598/8911	-	-	(935,891)	-	(935,891)	935,891
	Bond Proceeds (net)	260,000,000	260,000,000	260,000,000	-	260,000,000	-
	UNSPENT PROJECT FUNDS	-	-	29,472,497	(4,201,867)	25,270,630	(25,270,630)



La Porte Independent School District

Quarterly Investment Report

For the Quarter Ending December 31, 2020

Prepared and Reviewed by the LPISD Business Office:

Rhonda Cumbie, Chief Financial Officer
Sheila Cantu, Director of Finance



Quarterly Investment Report for the Quarter Ending December 31, 2020

The quarterly investment report is presented for the quarter ending December 31, 2020, as required by Section 2256.023 of the Public Funds Investment Act and Board policy. At the beginning of the quarter, on October 1, 2020, the District had a portfolio of \$72.6 million with a Cost to Fair Market Value ratio (FMV) of 100%. At the end of the quarter, the portfolio was \$77.4 million with a FMV ratio of 100%.

Safety of principal is the first priority of any public investment portfolio. One way to maintain safety is to invest in high credit quality investments and to maintain diversity. La Porte ISD is Invested in Pools with a AAA rating and FDIC/NCUFIC insured Certificates of Deposit. The investment policy states that the district may invest in Investment Pools, Certificates of Deposit, Government Securities, and fully collateralized Repurchase Agreements. As shown by this report the district currently complies with these requirements by having 93% of it's portfolio in Investment Pools, and 7% invested in Certificate of Deposits. As the market has seen a slight downturn in interest rates during the previous several months, the investment officers are reviewing investment options to maximize earnings while maintaining safety of principal and liquidity. The District will continue investing to meet cash flow demands.

Board policies CDA(LOCAL) are included in this report for review.


Investment Officer: Rhonda Cumbie


Investment Officer: Sheila Cantu

LA PORTE ISD QUARTERLY INVESTMENT REPORT
GRAPHIC PRESENTATION OF DISTRICT'S PORTFOLIO
QUARTER BEGINNING: October 1, 2020

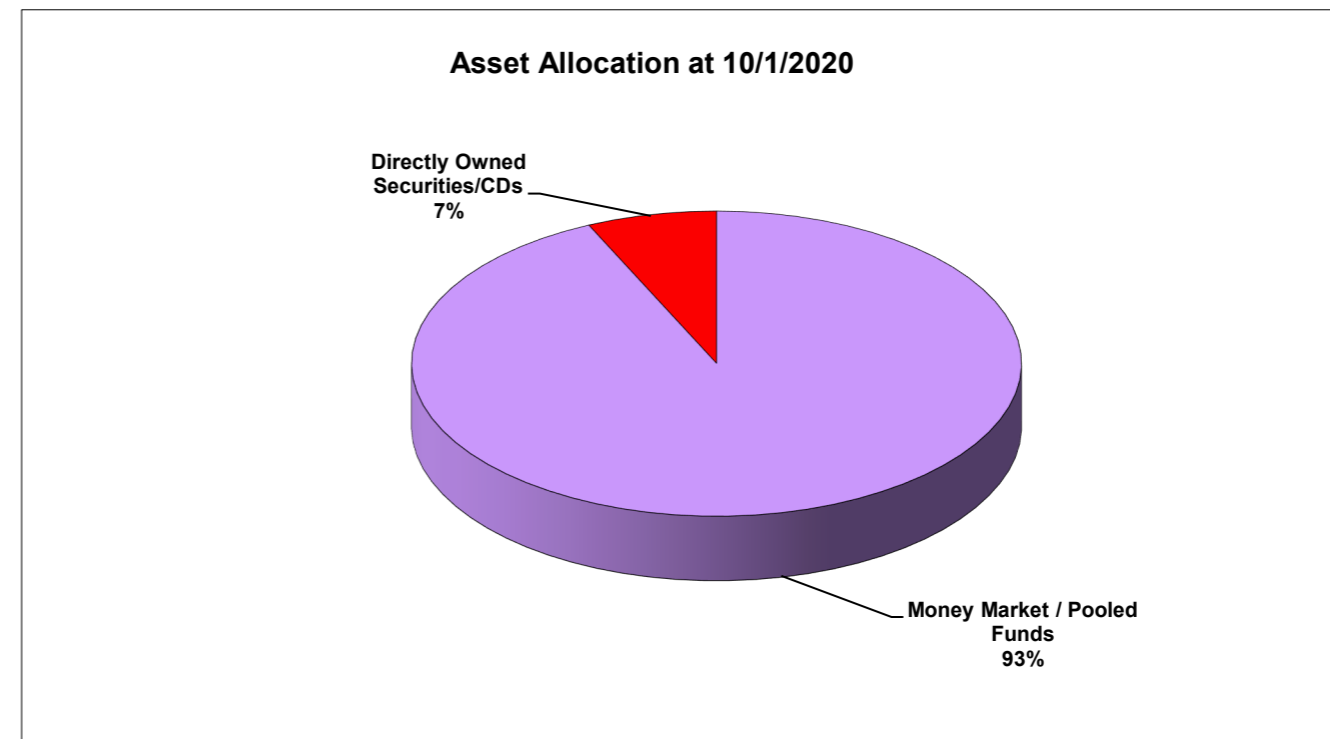
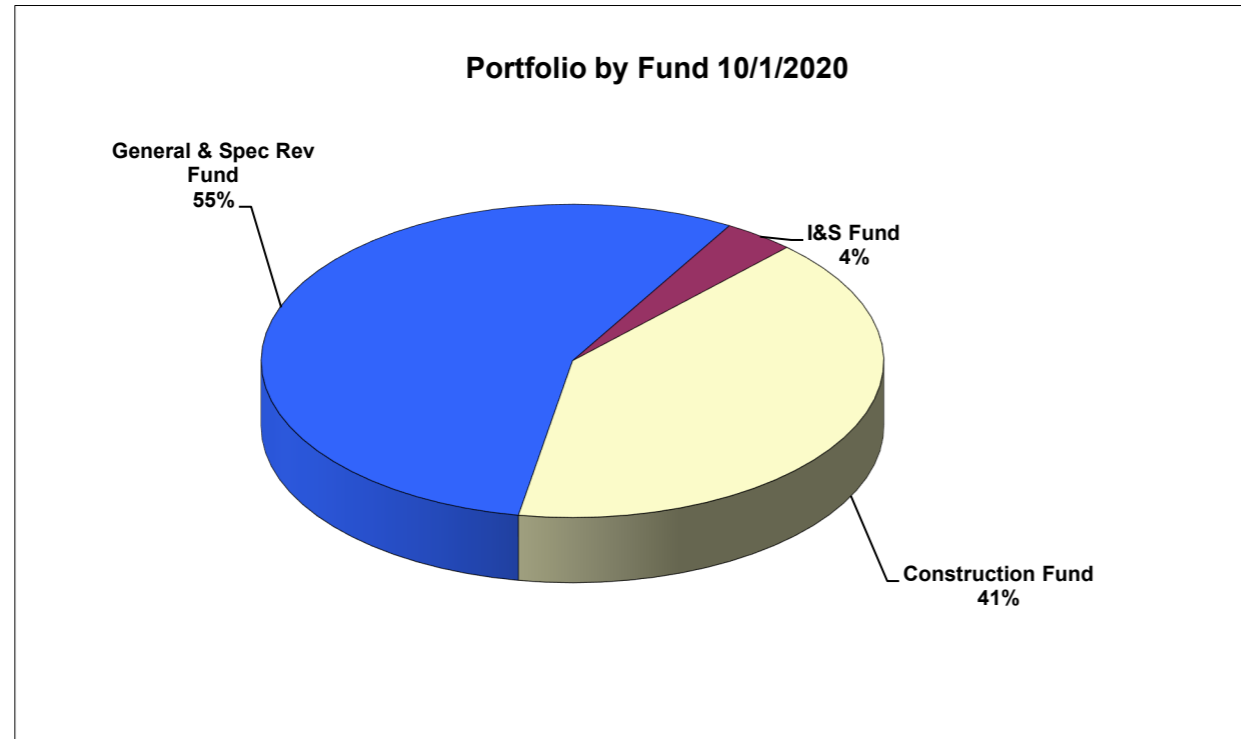
WAM	Security	Cusip	Original Face	Factor	Purchase Price	Purchase Date	Effective Yield	General & Spec Rev Fund	Nutrition Fund	I&S Fund	Activity Fund	Construction Fund	Worker's Comp Fund	Total Book Value	Market Price	Market Value
Money Market Funds:																
1	First Public (Lone Star) Government Overnight Fund						0.09%	1,172,156	535	76,756		58,370		1,307,817	1.0000	1,307,847
1	First Public (Lone Star) Corporate Overnight Fund						0.21%	9,071,858		8,085		9,182,357		18,262,300	1.0000	18,262,837
1	Texas CLASS Government						0.14%	1,775,460		266,877		214,677		2,257,014	1.0000	2,257,086
1	TXCLASS						0.25%	12,418,666		817,629		9,231,082		22,467,377	1.0000	22,468,116
1	TexPool						0.15%	2,847,089	569	131,678		30,146		3,009,482	1.0000	3,009,555
1	TexPool Prime						0.26%	8,045,081		589,733		9,068,436		17,703,250	1.0000	17,703,802
1	Texas Term						0.14%	80,117		791,642		1,749,301		2,621,060	1.0000	2,621,127
Directly Owned Investments																
Time Deposits (CD's)																
														-	1.0000	-
3/2/2021	Austin County State Bank CD						2.25%	1,000,000						1,000,000	1.0000	1,000,000
6/9/2021	Austin County State Bank CD						1.40%	1,000,000						1,000,000	1.0000	1,000,000
7/28/2021	Gulf Coast Educator's Federal Credit Union						0.89%	2,000,000						2,000,000	1.0000	2,000,000
9/2/2021	Austin County State Bank CD						1.05%	1,000,000						1,000,000	1.0000	1,000,000
														-	1.0000	-
														-	1.0000	-
														-	1.0000	-
														-	1.0000	-
Total Cash & Investments								40,410,427	1,104	2,682,400	-	29,534,369	-	\$ 72,628,300	100.00	\$ 72,630,369

Comparative Rates:	Beg. Qtr.
90-Day T-Bill Rate	0.11%
90-Day CD Rate	0.10%
Federal Funds Rate	0.09%

Summary of Funds:	Total	Percent	WAY	WAM (days)
Money Market / Pooled Funds	67,628,300	93.12%	0.23%	1.00
Directly Owned Securities/CDs	5,000,000	6.88%	1.30%	267.80
Total Portfolio	\$ 72,628,300	100.00%	0.51%	19.37

FMV to cost
100.00%

LA PORTE ISD QUARTERLY INVESTMENT REPORT
GRAPHIC PRESENTATION OF DISTRICT'S PORTFOLIO
QUARTER BEGINNING: October 1, 2020



LA PORTE ISD QUARTERLY INVESTMENT REPORT
GRAPHIC PRESENTATION OF DISTRICT'S PORTFOLIO
QUARTER ENDING:
December 31, 2020

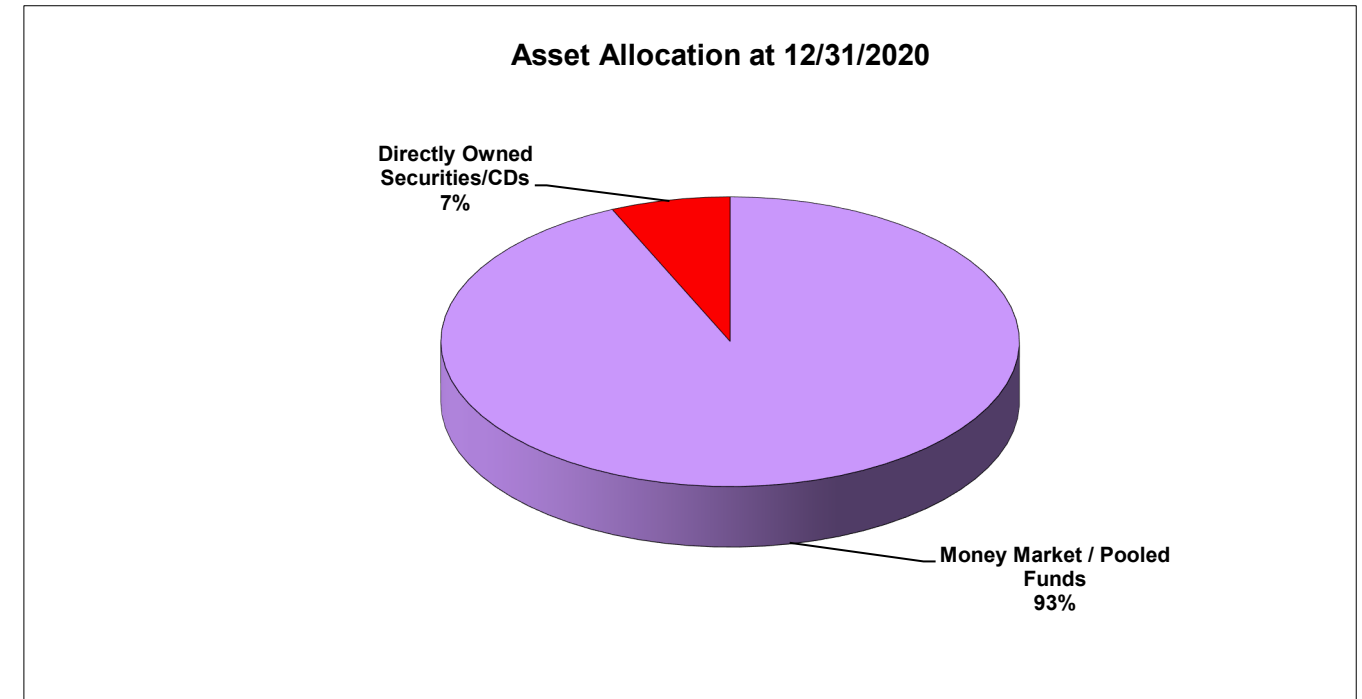
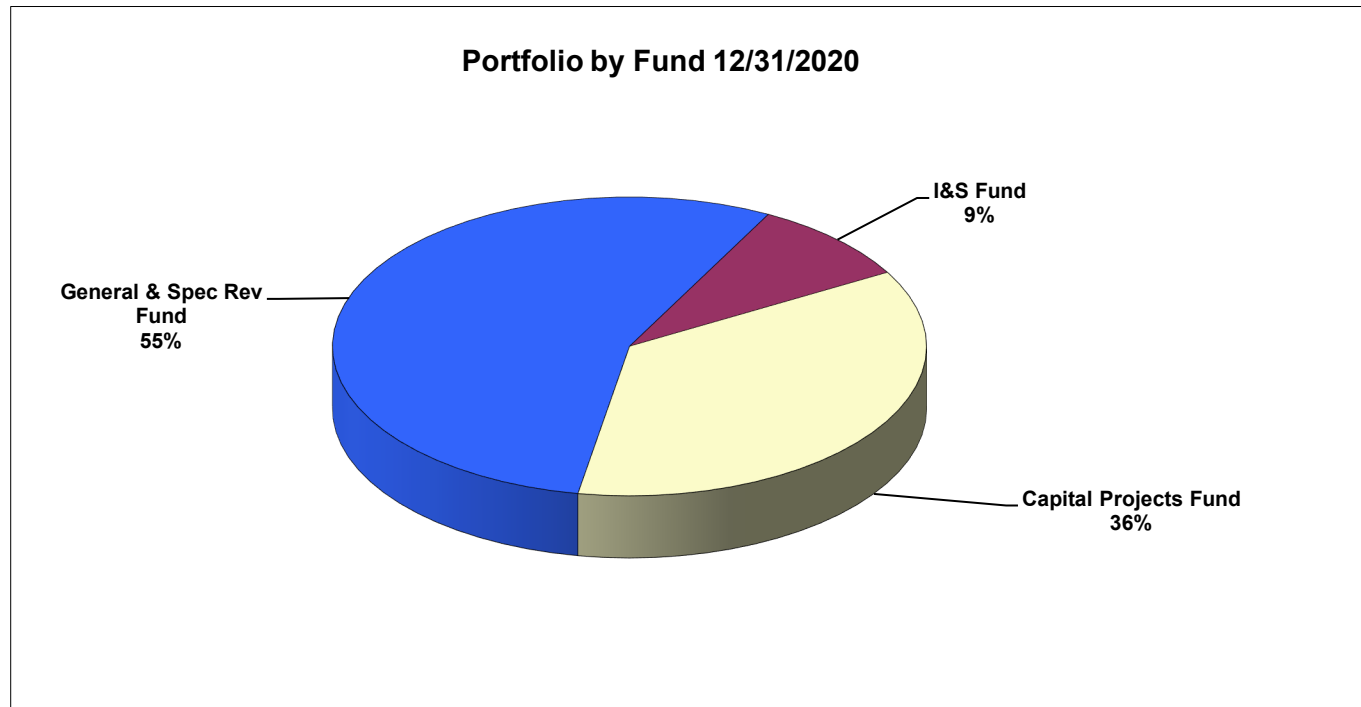
WAM	Security	Cusip	Original Face	Factor	Purchase Price	Purchase Date	Effective Yield-Avg. Qtr	Effective Yield-End Qtr	General & Spec Rev Fund	Child Nutrition Fund	I&S Fund	Activity Fund	Capital Projects Fund	Worker's Comp Fund	Total Book Value	Market Price	Market Value
Money Market Funds:																	
1	First Public (Lone Star) Government Overnight Fund						0.08%	0.07%	1,172,378	536	76,771		58,381		1,308,066	1.0000	1,308,112
1	First Public (Lone Star) Corporate Overnight Fund						0.14%	0.13%	5,074,435		8,088		8,665,501		13,748,024	1.0000	13,748,595
1	Texas CLASS Government						0.12%	0.09%	1,775,961		266,952		214,738		2,257,651	1.0000	2,257,749
1	TXCLASS						0.16%	0.14%	5,421,776		817,948		8,784,574		15,024,298	1.0000	15,024,833
1	TexPool						0.11%	0.09%	19,460,475	569	4,420,054		30,155		23,911,253	1.0000	23,912,246
1	TexPool Prime						0.18%	0.14%	4,548,357		589,998		8,372,402		13,510,757	1.0000	13,511,233
1	Texas Term						0.10%	0.09%	80,137		791,846		1,749,752		2,621,735	1.0000	2,621,827
Maturity	Directly Owned Securities																
	Time Deposits (CD's)																
3/2/2021	Austin County State Bank CD						2.25%	2.25%	1,000,000						-	1.0000	-
6/9/2021	Austin County State Bank CD						1.40%	1.40%	1,000,000						1,000,000	1.0000	1,000,000
7/28/2021	Gulf Coast Educator's Federal Credit Union						0.89%	0.89%	2,000,000						2,000,000	1.0000	2,000,000
9/2/2021	Austin County State Bank CD						1.05%	1.05%	1,000,000						1,000,000	1.0000	1,000,000
Total Cash & Investments									42,533,519	1,105	6,971,657	-	27,875,503	-	\$ 77,381,784	100.00	\$ 77,384,595

Comparative Rates:	Avg Qtr	End Qtr
90-Day T-Bill Rate	0.09%	0.11%
90-Day CD Rate	0.10%	0.10%
Federal Funds Rate	0.09%	0.09%

Summary of Funds:	Total	Percent	WAY	WAM (days)
Money Market / Pooled Funds	69,760,049	93.31%	0.12%	1.00
Directly Owned Securities/CDs	5,000,000	6.69%	1.30%	176.80
Total Portfolio	\$ 74,760,049	100.00%	0.20%	12.76

FMV to cost
100.00%

LA PORTE ISD QUARTERLY INVESTMENT REPORT
GRAPHIC PRESENTATION OF DISTRICT'S PORTFOLIO
QUARTER ENDING:
December 31, 2020



**LAPORTE INDEPENDENT SCHOOL DISTRICT
 QUARTERLY INVESTMENT REPORT
 FOR THE QUARTER ENDING
 December 31, 2020**

INVESTMENT TRANSACTIONS DURING THE QUARTER

	10/1/2020 Beginning Balance	Deposits	Withdrawals	Interest Earned	12/31/2020 Ending Balance
First Public (Lone Star) - Government OverNight Fund					
General Fund	1,172,156	-	-	222	1,172,378
Nutrition Fund	535	-	-	1	536
Debt Service	76,756	-	-	15	76,771
Capital Projects Fund	58,370	-	-	11	58,381
First Public (Lone Star) - Corporate Overnight Fund					
General Fund	9,071,858	-	(4,000,000)	2,577	5,074,435
Debt Service	8,085	-	-	3	8,088
Capital Projects Fund	9,182,357	-	(520,000)	3,144	8,665,501
First Public (Lone Star) - Corporate Overnight Plus Fund					
General Fund	-	-	-	-	-
	\$ 19,570,117	\$ -	\$ (4,520,000)	\$ 5,973	\$ 15,056,090
Texas Class Government					
General Fund	1,775,460	-	-	501	1,775,961
Debt Service	266,877	-	-	75	266,952
Capital Projects Fund	214,677	-	-	61	214,738
TXClass					
General Fund	12,418,666	-	(7,000,000)	3,110	5,421,776
Debt Service	817,629	-	-	319	817,948
Capital Projects Fund	9,231,082	-	(450,000)	3,492	8,784,574
	\$ 24,724,391	\$ -	\$ (7,450,000)	\$ 7,558	\$ 17,281,949
TexPool					
General Fund	2,847,089	18,611,884	(2,000,000)	1,502.00	19,460,475
Nutrition Fund	569	-	-	-	569
Debt Service	131,678	4,288,182	-	194.00	4,420,054
Capital Projects Fund	30,146	-	-	9.00	30,155
TexPool Prime					
General Fund	8,045,081	-	(3,500,000)	3,276.00	4,548,357
Debt Service	589,733	-	-	265.00	589,998
Capital Projects Fund	9,068,436	-	(700,000)	3,966.00	8,372,402
	\$ 20,712,732	\$ 22,900,066	\$ (6,200,000)	\$ 9,212	\$ 37,422,010
Texas TERM					
General Fund	80,117	-	-	20	80,137
Debt Service	791,642	-	-	204	791,846
Capital Projects Fund	1,749,301	-	-	451	1,749,752
	\$ 2,621,060	\$ -	\$ -	\$ 675	\$ 2,621,735
CD Investments					
3/2/2021 Austin County State Bank CD	1,000,000	-	(5,671)	5,671	1,000,000
6/9/2021 Austin County State Bank CD	1,000,000	-	(3,529)	3,529	1,000,000
7/28/2021 Gulf Coast Educator's Federal Credit Union	2,000,000	-	(4,487)	4,487	2,000,000
9/2/2021 Austin County State Bank CD	1,000,000	-	(2,647)	2,647	1,000,000
	\$ 5,000,000	\$ -	\$ (16,333)	\$ 16,333	\$ 5,000,000

Source of Data: First Public / Texas CLASS / TEXPOOL Statements/Texas Term/Austin County State Bank/GCEFCU/Wells Fargo
--

La Porte ISD
101916
OTHER
REVENUES:
INVESTMENTS

BOARD POLICY CDA (LOCAL) - REVENUES & INVESTMENTS

CDA
(LOCAL)

INVESTMENT AUTHORITY	The Superintendent or other person designated by Board resolution shall serve as the investment officer of the District and shall invest District funds as directed by the Board and in accordance with the District's written investment policy and generally accepted accounting procedures. All investment transactions except investment pool funds and mutual funds shall be settled on a delivery versus payment basis.
APPROVED INVESTMENT INSTRUMENTS	<p>From those investments authorized by law and described further in CDA(LEGAL) under Authorized Investments, the Board shall permit investment of District funds, including bond proceeds and pledged revenue to the extent allowed by law, in only the following investment types, consistent with the strategies and maturities defined in this policy:</p> <ol style="list-style-type: none">1. Obligations of, or guaranteed by, governmental entities as permitted by Government Code 2256.009.2. Certificates of deposit and share certificates as permitted by Government Code 2256.010.3. Fully collateralized repurchase agreements permitted by Government Code 2256.011.4. Public funds investment pools as permitted by Government Code 2256.016.
SAFETY	The primary goal of the investment program is to ensure safety of principal, to maintain liquidity, and to maximize financial returns within current market conditions in accordance with this policy. Investments shall be made in a manner that ensures the preservation of capital in the overall portfolio, and offsets during a 12-month period any market price losses resulting from interest-rate fluctuations by income received from the balance of the portfolio. No individual investment transaction shall be undertaken that jeopardizes the total capital position of the overall portfolio.
INVESTMENT MANAGEMENT	In accordance with Government Code 2256.005(b)(3), the quality and capability of investment management for District funds shall be in accordance with the standard of care, investment training, and other requirements set forth in Government Code Chapter 2256.
LIQUIDITY AND MATURITY	<p>Any internally created pool fund group of the District shall have a maximum dollar weighted maturity of 180 days. The maximum allowable stated maturity of any other individual investment owned by the District shall not exceed one year from the time of purchase. The Board may specifically authorize a longer maturity for a given investment, within legal limits.</p> <p>The District's investment portfolio shall have sufficient liquidity to meet anticipated cash flow requirements.</p>
DIVERSITY	The investment portfolio shall be diversified in terms of investment instruments, maturity scheduling, and financial institutions to reduce risk of loss resulting from overconcentration of assets in a specific class of investments, specific maturity, or specific issuer.

MONITORING MARKET PRICES	The investment officer shall monitor the investment portions and shall keep the Board informed of significant changes in the market value of the District's investment portfolio. Information sources may include financial/investment publications and electronic media, available software for tracking investments, depository banks, commercial or investment banks, financial advisers, and representatives/advisers of investment pools or money market funds. Monitoring shall be done monthly or more often as economic conditions warrant by using appropriate reports, indices, or benchmarks for the type of investment.
MONITORING RATING CHANGES	In accordance with Government Code 2256.005(b), the investment officer shall develop a procedure to monitor changes in investment ratings and to liquidate investments that do not maintain satisfactory ratings.
FUNDS / STRATEGIES	Investments of the following fund categories shall be consistent with this policy and in accordance with the applicable strategy defined below. All strategies described below for the investment of a particular fund should be based on an understanding of the suitability of an investment to the financial requirements of the District and consider preservation and safety of principal, liquidity, marketability of an investment if the need arises to liquidate before maturity, diversification of the investment portfolio, and yield.
OPERATING FUNDS	Investment strategies for operating funds (including any commingled pools containing operating funds) shall have as their primary objectives preservation and safety of principal, investment liquidity, and maturity sufficient to meet anticipated cash flow requirements.
CUSTODIAL FUNDS	Investment strategies for custodial funds shall have as their primary objectives preservation and safety of principal, investment liquidity, and maturity sufficient to meet anticipated cash flow requirements.
DEBT SERVICE FUNDS	Investment strategies for debt service funds shall have as their primary objective sufficient investment liquidity to timely meet debt service payment obligations in accordance with provisions in the bond documents. Maturities longer than one year are authorized provided legal limits are not exceeded.
CAPITAL PROJECTS FUNDS	Investment strategies for capital project funds shall have as their primary objective sufficient investment liquidity to timely meet capital project obligations. Maturities longer than one year are authorized provided legal limits are not exceeded.
SAFEKEEPING AND CUSTODY	The District shall retain clearly marked receipts providing proof of the District's ownership. The District may delegate, however, to an investment pool the authority to hold legal title as custodian of investments purchased with District funds by the investment pool.
SELLERS OF INVESTMENTS	Prior to handling investments on behalf of the District, a broker/dealer or a qualified representative of a business organization must submit required written documents in accordance with law. [See Sellers of Investments, CDA(LEGAL)] Representatives of brokers/dealers shall be registered with the Texas State Securities Board and must have membership in the Securities Investor Protection Corporation (SIPC) and be in good standing with the Financial Industry Regulatory Authority (FINRA).
SOLICITING BIDS FOR CD'S	In order to get the best return on its investments, the District may solicit bids for certificates of deposit in writing, by telephone, or electronically, or by a combination of these methods.
INTEREST RATE RISK	To reduce exposure to changes in interest rates that could adversely affect the value of investments, the District shall use final and weighted-average-maturity limits and diversification.

The District shall monitor interest rate risk using weighted average maturity and specific identification.

INTERNAL
CONTROLS

A system of internal controls shall be established and documented in writing and must include specific procedures designating who has authority to withdraw funds. Also, they shall be designed to protect against losses of public funds arising from fraud, employee error, misrepresentation by third parties, unanticipated changes in financial markets, or imprudent actions by employees and officers of the District. Controls deemed most important shall include:

- 1 Separation of transaction authority from accounting and recordkeeping and electronic transfer of funds.
- 2 Avoidance of collusion.
- 3 Custodial safekeeping.
- 4 Clear delegation of authority.
- 5 Written confirmation of telephone transactions.
- 6 Documentation of dealer questionnaires, quotations and bids, evaluations, transactions, and rationale.
- 7 Avoidance of bearer-form securities.

These controls shall be reviewed by the District's independent auditing firm.

ANNUAL
REVIEW

The Board shall review this investment policy and investment strategies not less than annually and shall document its review in writing, which shall include whether any changes were made to either the investment policy or investment strategies.

ANNUAL AUDIT

In conjunction with the annual financial audit, the District shall perform a compliance audit of management controls on investments and adherence to the District's established investment policies.

DATE ISSUED:
11/4/2019

La Porte ISD Tax Collection Report - DECEMBER, 2020

COLLECTION DETAIL	MONTH ENDED	YEAR-TO-DATE
	12/31/2020	FY2020-2021
Taxes - Current Year	\$ 23,466,523	\$ 25,160,624
Taxes - Prior Years	\$ (585,683)	\$ 98,354
Total Levy Taxes Paid	\$ 22,880,840	\$ 25,258,977
COLLECTION PERCENTAGE		
Comparison:		
Current Year 2020 Tax Roll	17.78% *	
Last Year's 2019 Tax Roll Same Period	22.77%	
ACCOUNTING FUND DETAIL		
Tax Collected Maintenance and Operation	\$ 18,583,927	\$ 20,530,542
Tax Collected Debt Fund	\$ 4,296,913	\$ 4,728,435
Total Levy Collected	\$ 22,880,840	\$ 25,258,977
ADJUSTED TAX ROLL LEVY BALANCE		
Current 2020 Tax Roll Levy 12/01/2020	\$ 138,037,451	
Current Supplemental/Corrections	\$ 1,771,310	
Collections	\$ (23,466,523)	
Total Remaining 2020 Roll Levy 12/31/2020	\$ 116,342,238	
Delinquent Levy Remaining 12/01/2020	\$ 1,755,302	
Delinquent Supplemental/Corrections	\$ (24,943)	
Collections Delinquent Tax	\$ 585,683	
Total Remaining Delinquent Levy 12/31/2020	\$ 2,316,042	
CERTIFIED REMAINING TAX LEVY	\$ 118,658,280	
OTHER REVENUE		
General Fund Penalty & Interest	\$ 81,930	\$ 306,158
Debt Fund Penalty & Interest	\$ 3,138	\$ 44,887
Total Collections	\$ 85,068	\$ 351,045

I Charlene Piggott, Tax Assessor Collector for La Porte I.S.D. hereby certify the above listed Tax Collection Report is a correct reflection of the ad valorem tax records for December, 2020.

Charlene Piggott
 Charlene Piggott, RTA CSTA
 Tax Assessor-Collector

January 5, 2021
 Date



E. Receive Human Resources Report.

**Board of Trustees
La Porte Independent School District
La Porte, TX**

BOARD MEETING DATE: January 12, 2021

AGENDA ITEM NAME: Receipt of Human Resources Report.

THIS ITEM RELATES TO BOARD GOAL(S): 3 & 5

BACKGROUND INFORMATION: N/A

ADMINISTRATIVE RECOMMENDATION: Administration recommends the Board of Trustees of the La Porte Independent School District acknowledge receipt of the Human Resources Report as presented.

ATTACHMENTS: Human Resources Report

BUDGET INFORMATION: N/A

RESOURCE PERSONNEL: Angela Garza-Viator, Executive Director of Human Resources

RECOMMENDED MOTION: I move to acknowledge receipt of the Human Resources Report as presented.

Human Resources Report

Total Days and Sub Totals by Campus

Date Range: November 30, 2020 to December 18, 2020

Location	Days	SubCount	Certified	Certified Days	NonCertified	Non Certified Days
BKR	28	7	2	13	5	15
BSE	22	5	1	1	4	21
CPE	7	3	1	3	2	4
DAEP	12	1	0	0	1	12
DWA	16	4	1	1	3	15
HRE	57	8	4	30	4	27
JRE	7	4	0	0	4	7
LPE	21	5	0	0	5	21
LPHS	148	23	10	83	13	65
LPJ	25	6	1	14	5	11
LXE	23	4	1	10	3	13
LXJ	15	7	1	1	6	14
RZE	25	5	2	3	3	22

Para: Total Days and Sub Totals by Campus

Location	Days	SubCount
BKR	10.5	3
BSE	2	3
CPE	4.5	2
DAEP	1	1
DeWalt	1.5	1
HRE	16	2
JRE	14.5	4
LPE	17	4
LPHS	14	3
LPJ	21	6
LXE	2.5	2
LXJ	1	1
RZE	7	1

F. Receive TASB Local Policy Update 116, affecting CQB(LOCAL), DCD(LOCAL), DCE(LOCAL), FFAC(LOCAL) and GKA(LOCAL).

**Board of Trustees
La Porte Independent School District
La Porte, TX**

BOARD MEETING DATE: January 12, 2021

AGENDA ITEM NAME: Receive TASB Local Policy Update 116, affecting: CQB(LOCAL): TECHNOLOGY RESOURCES – CYBERSECURITY; DCD(LOCAL): EMPLOYMENT PRACTICES - AT-WILL EMPLOYMENT; DCE(LOCAL): EMPLOYMENT PRACTICES - OTHER TYPES OF CONTRACTS; FFAC(LOCAL): WELLNESS AND HEALTH SERVICES - MEDICAL TREATMENT; GKA(LOCAL): COMMUNITY RELATIONS - CONDUCT ON SCHOOL PREMISES.

THIS ITEM RELATES TO BOARD GOAL(S): 1, 2, 3, 4, 5

BACKGROUND INFORMATION: Update 116 includes recommended (LOCAL) policy revisions concerning the dismissal appeal process for employees, cybersecurity training, student medical treatment, and community conduct on school premises. While not covered in this publication, many of the (LEGAL) policies included in this update were affected by recent changes to Administrative Code rules or legislation from the 86th Legislative Session that will be effective as of January 1, 2021.

ADMINISTRATIVE RECOMMENDATION: Administration recommends the La Porte ISD Board of Trustees approve the receipt of TASB Policy Update 116 affecting local policies: CQB(LOCAL): TECHNOLOGY RESOURCES – CYBERSECURITY; DCD(LOCAL): EMPLOYMENT PRACTICES - AT-WILL EMPLOYMENT; DCE(LOCAL): EMPLOYMENT PRACTICES - OTHER TYPES OF CONTRACTS; FFAC(LOCAL): WELLNESS AND HEALTH SERVICES - MEDICAL TREATMENT; GKA(LOCAL): COMMUNITY RELATIONS - CONDUCT ON SCHOOL PREMISES.

ATTACHMENTS:

Update 116 Local Policy Comparison Packet (Redline Version)
Update 116 Local Policy Overview
Update 116 Explanatory Notes

BUDGET INFORMATION: N/A

RESOURCE PERSONNEL: Mike Clausen, Deputy Superintendent

RECOMMENDED MOTION: I move to approve the receipt of TASB Policy Update 116 affecting local policies: CQB(LOCAL): TECHNOLOGY RESOURCES – CYBERSECURITY; DCD(LOCAL): EMPLOYMENT PRACTICES - AT-WILL EMPLOYMENT; DCE(LOCAL): EMPLOYMENT PRACTICES - OTHER TYPES OF CONTRACTS; FFAC(LOCAL): WELLNESS AND HEALTH SERVICES - MEDICAL TREATMENT; GKA(LOCAL): COMMUNITY RELATIONS - CONDUCT ON SCHOOL PREMISES.

Explanatory Notes

TASB Localized Policy Manual Update 116

La Porte ISD

ATTN(NOTE)

GENERAL INFORMATION ABOUT THIS UPDATE

New! Local Policy Overview for Update 116: The newly redesigned publication *Local Policy Overview* is available in the myTASB Policy Service Resource Library. *Local Policy Overview* is presented in both video and written document formats and replaces *Vantage Points*, previously provided on yellow paper in mailed update packets and available online.

Like *Vantage Points*, the *Local Policy Overview* provides a general, high-level overview of the changes to the (LOCAL) policies included in TASB updates. This resource has been redesigned to better present the information and to meet accessibility standards for individuals with visual impairments. Both the video and written formats of the *Local Policy Overview* are available on myTASB in [Policy Manual Update Re-sources](#). From there, you may forward them electronically or print the written document for distribution to staff and board members.

(LEGAL) policies provide the legal framework for key areas of district operations; they are not adopted by the board.

A25(INDEX)

CROSS-INDEX

The cross-index has been updated to reflect new terms and revisions to content and coding in the policy manual.

AIA(LEGAL)

ACCOUNTABILITY: ACCREDITATION AND PERFORMANCE INDICATORS

Revisions from Administrative Code rules incorporate details previously included in the [Local Accountability Systems Guide](#). The *Guide* is no longer adopted by reference in the Administrative Code but is available online.

AIB(LEGAL)

ACCOUNTABILITY: PERFORMANCE REPORTING

We have added revised Administrative Code rules addressing Results Driven Accountability, a framework to evaluate district performance in regard to certain populations of students in select program areas.

AIC(LEGAL)

ACCOUNTABILITY: INTERVENTIONS AND SANCTIONS

Provisions regarding Monitoring Reviews and On-Site Investigations have been revised to better reflect statute.

BE(LEGAL)

BOARD MEETINGS

Provisions at Persons with Hearing Impairments have been revised to better reflect statute.

BJCB(LEGAL)

SUPERINTENDENT: PROFESSIONAL DEVELOPMENT

Details from revised Administrative Code rules have been added to the provision requiring superintendents to receive training on identifying and reporting potential victims of sexual abuse, human trafficking, and other maltreatment of children.

C(LEGAL)

BUSINESS AND SUPPORT SERVICES

The title of CX has been revised to Contracts for Facilities to better reflect the content.

CBB(LEGAL)

STATE AND FEDERAL REVENUE SOURCES: FEDERAL

Extensive revisions to this legally referenced policy are based on Office of Management and Budget (OMB) amendments to federal regulations addressing awards and grants.

Explanatory Notes

TASB Localized Policy Manual Update 116

La Porte ISD

CCG(LLEGAL)

LOCAL REVENUE SOURCES: AD VALOREM TAXES

Provisions, effective January 1, 2021, from Senate Bill 2, 86th Legislative Session, have been added and address:

- Use and submission of the comptroller's tax rate calculation forms to calculate the no-new-revenue and voter-approval tax rates; and
- Taxpayer injunctions restraining the collection of taxes and prohibiting a district from adopting a tax rate if certain requirements are not met.

Guidance from the Texas Tax Code on calculating the voter approval tax rate has also been added.

CE(LLEGAL)

ANNUAL OPERATING BUDGET

We have added a provision requiring the board to attach the forms used to calculate the no-new-revenue and voter-approval tax rates as an appendix to the district's budget. The provision is effective January 1, 2021, and is from Senate Bill 2, 86th Legislative Session.

CFC(LLEGAL)

ACCOUNTING: AUDITS

Revised Administrative Code rules clarify that the district's independent auditor must be associated with a certified public accountancy firm licensed by the Texas State Board of Public Accountancy or a state licensing agency from another state.

CKB(LLEGAL)

SAFETY PROGRAM/RISK MANAGEMENT: ACCIDENT PREVENTION AND REPORTS

New Administrative Code rules on mandatory school drills have been added.

CO(LLEGAL)

FOOD AND NUTRITION MANAGEMENT

We have updated web links in this legally referenced policy.

COA(LLEGAL)

FOOD AND NUTRITION MANAGEMENT: PROCUREMENT

We have updated web links in this legally referenced policy.

COB(LLEGAL)

FOOD AND NUTRITION MANAGEMENT: FREE AND REDUCED-PRICE MEALS

We have updated web links in this legally referenced policy.

CQA(LLEGAL)

TECHNOLOGY RESOURCES: DISTRICT, CAMPUS, AND CLASSROOM WEBSITES

A new required internet posting has been added from revised Administrative Code rules. A district with a local accountability system must post on the district's website an explanation of the methodology used to assign local campus accountability performance ratings.

CQB(LOCAL)

TECHNOLOGY RESOURCES: CYBERSECURITY

To ease compliance with state law provisions requiring the board to select a cybersecurity training program and verify and report cybersecurity training by district employees, recommended revisions to this policy provide for the board to delegate these responsibilities to the superintendent.

Explanatory Notes

TASB Localized Policy Manual Update 116

La Porte ISD

CX(LEGAL) CONTRACTS FOR FACILITIES

The title to this legally referenced policy has been changed to Contracts for Facilities, and the text has been revised to better reflect statute.

DAA(LEGAL) EMPLOYMENT OBJECTIVES: EQUAL EMPLOYMENT OPPORTUNITY

This legally referenced policy has been significantly reorganized to focus on discrimination in hiring and discharging employees. Some details on disability discrimination have been moved to DIA, addressing discrimination, harassment, and retaliation in other aspects of employment.

For clarification a Note has been added to indicate that Title VII, the Americans with Disabilities Act, and the Genetic Information Nondiscrimination Act only apply to employers with 15 or more employees as described in the Note.

DBA(LEGAL) EMPLOYMENT REQUIREMENTS AND RESTRICTIONS: CREDENTIALS AND RECORDS

This legally referenced policy has been updated to clarify that holders of intern or probationary certificates may be employed on an emergency permit under certain circumstances.

DCD(LOCAL) EMPLOYMENT PRACTICES: AT-WILL EMPLOYMENT

Recommended revisions clarify that an at-will employee's appeal of dismissal would follow the district's employee grievance policy and not begin with the board.

The *Legal Issues in Update 116* memo describes common legal concerns and best practices specific to [this policy topic](#).

DCE(LOCAL) EMPLOYMENT PRACTICES: OTHER TYPES OF CONTRACTS

Recommended revisions clarify that an appeal by an employee whose non-Chapter 21 contract is not re-issued at the end of the contract period would follow the district's employee grievance policy and not begin with the board.

The *Legal Issues in Update 116* memo describes common legal concerns and best practices specific to [this policy topic](#).

DEAA(LEGAL) COMPENSATION PLAN: INCENTIVES AND STIPENDS

References have been added to new Administrative Code rules on optional local teacher designation systems and mentor teacher training programs.

DH(EXHIBIT) EMPLOYEE STANDARDS OF CONDUCT

The Educators' Code of Ethics has been updated to reflect current Administrative Code rules.

DIA(LEGAL) EMPLOYEE WELFARE: FREEDOM FROM DISCRIMINATION, HARASSMENT, AND RETALIATION

This legally referenced policy has been significantly reorganized to focus on the prohibition against discrimination, harassment, and retaliation with respect to compensation, terms, conditions, or privileges of employment.

For clarification a Note has been added to indicate that Title VII, the Americans with Disabilities Act, and the Genetic Information Nondiscrimination Act only apply to employers with 15 or more employees as described in the Note.

Explanatory Notes

TASB Localized Policy Manual Update 116

La Porte ISD

DP(LEGAL) PERSONNEL POSITIONS

Revised Administrative Code rules implement House Bill 1501 from the 86th Legislative Session, which created the Texas Behavioral Health Executive Council to regulate psychological services in public schools, including services provided by a licensed specialist in school psychology.

EHAC(LEGAL) BASIC INSTRUCTIONAL PROGRAM: REQUIRED INSTRUCTION (SECONDARY)

Revisions from amended Administrative Code rules align the required secondary curriculum with changes to the technology applications and CTE TEKS and legislation from the 86th Legislative Session.

In addition, provisions on personal financial literacy were moved within the policy for clarity.

EHBC(LEGAL) SPECIAL PROGRAMS: COMPENSATORY/ACCELERATED SERVICES

From amended Administrative Code rules, we have added provisions explaining:

- How educationally disadvantaged students are defined for the compensatory education allotment and the methods a district may use to verify eligibility; and
- The approval process a district must use to claim students receiving a full-time virtual education through TXVSN in their counts of educationally disadvantaged students.

EIF(LEGAL) ACADEMIC ACHIEVEMENT: GRADUATION

We have added a new Administrative Code rule addressing the option for an elementary school student to complete a course in American Sign Language to satisfy one of the required graduation credits for languages other than English.

EKB(LEGAL) TESTING PROGRAMS: STATE ASSESSMENT

Amended Administrative Code rules require a student in grades 3 through 8 who is enrolled in an accelerated course and who will complete the high school end-of-course assessment for the content area prior to high school to take the ACT or SAT in high school.

Revisions at Accountability Testing are to better match statutory wording.

EKBA(LEGAL) STATE ASSESSMENT: ENGLISH LANGUAGE LEARNERS/LEP STUDENTS

Revised Administrative Code rules address the administration of the alternate English language proficiency assessment for students with the most significant cognitive disabilities and amend terminology in some places from *English language learner* to *English learner*.

FDD(LEGAL) ADMISSIONS: MILITARY DEPENDENTS

Under new Administrative Code rules, a campus may qualify to earn a Purple Star Designation if the campus meets criteria demonstrating supports and resources for its military-connected students.

FFAC(LOCAL) WELLNESS AND HEALTH SERVICES: MEDICAL TREATMENT

Policy Service recommends several revisions to this local policy on student medical treatment to reflect current guidance from the Texas Department of State Health Services (DSHS) and common district practices.

- Administrative details on student illness and accidents are recommended for removal.

Explanatory Notes

TASB Localized Policy Manual Update 116

La Porte ISD

- Provisions on administering medication provided by parents direct the superintendent to designate the employees authorized to administer medication and refer to administrative regulations for detailed requirements.
- In accordance with DSHS guidance, the policy now reflects that the district shall not purchase non-prescription medication to administer to students. **Contact the district's policy consultant if the district purchases or provides any medication for students, including providing nonprescription medication in the district's athletic program, unassigned epinephrine auto-injectors, or unassigned prescription asthma medication.**
- Medical treatment provisions have been updated to clarify who may complete medical treatment authorization forms and reflect that the district shall seek appropriate emergency care for a student as required or deemed necessary. This new text is recommended to replace previous text that covered emergency treatment forms.

See FFAC in the [TASB Regulations Resource Manual](#) for updated procedures and forms.

The *Legal Issues in Update 116* memo describes common legal concerns and best practices specific to [this policy topic](#).

FFEB(LEGAL) COUNSELING AND MENTAL HEALTH: MENTAL HEALTH

Revised Administrative Code rules adopted by the Texas Behavioral Health Executive Council address consent regarding school psychological services provided by a licensed specialist in school psychology.

FFG(LEGAL) STUDENT WELFARE: CHILD ABUSE AND NEGLECT

Revisions at SBEC Disciplinary Action are from amended Administrative Code rules. We have also added a Note connecting the general child abuse and neglect investigation provisions in this legally referenced policy with the more specific provisions at GRA(LEGAL) addressing investigations of abuse and neglect at school.

FFH(LEGAL) STUDENT WELFARE: FREEDOM FROM DISCRIMINATION, HARASSMENT, AND RETALIATION

A revision clarifies that the notification of nondiscrimination required by Title IX does not need to state that it extends to admission.

FL(LEGAL) STUDENT RECORDS

Revisions have been made to reorganize the provisions for better flow and to better match statutory text. Provisions on flagging records of missing children and notifying law enforcement of subsequent requests for those records have been moved to GRAA(LEGAL). Provisions regarding student information a district receives from law enforcement have been removed, as these provisions are duplicated at GRAA(LEGAL).

GKA(LOCAL) COMMUNITY RELATIONS: CONDUCT ON SCHOOL PREMISES

A recommended revision specifies that a person filing a complaint regarding refusal of entry to or ejection from property based on Education Code 37.105 shall be permitted to address the board within 90 "calendar" days. This change aligns with changes made at Update 115 to the grievance policies at FNG and GF.

The *Legal Issues in Update 116* memo describes common legal concerns and best practices specific to [this policy topic](#).

Explanatory Notes
TASB Localized Policy Manual Update 116

La Porte ISD

GNC(LLEGAL)

RELATIONS WITH EDUCATIONAL ENTITIES: COLLEGES AND UNIVERSITIES

Details on contracting with an institution of higher education for design or construction of instructional or athletic facilities have been removed, as this information is located in CX(LLEGAL).

GRA(LLEGAL)

RELATIONS WITH GOVERNMENTAL ENTITIES: STATE AND LOCAL GOVERNMENTAL AUTHORITIES

New Administrative Code rules implement the Child Abuse and Treatment Act, resulting in extensive revisions to this legally referenced policy addressing Department of Family and Protective Services investigations of abuse and neglect at school.

GRAA(LLEGAL)

STATE AND LOCAL GOVERNMENTAL AUTHORITIES: LAW ENFORCEMENT AGENCIES

Provisions on flagging records of missing children and notifying law enforcement of subsequent requests for those records have been moved to this code from FL(LLEGAL).



(LOCAL) Policy Comparison Packet

This packet is generated by an automated process that compares the updated policy to the district's current policy as found in TASB records.

In this packet, you will find:

- Policies being recommended for revision (annotated)
- New policies (not annotated)
- Policies recommended for deletion (annotated in PDF; omitted in Word)

Annotations are shown as follows.

- *Deletions* are shown in a red strike-through font: ~~deleted text~~.
- *Additions* are shown in a blue, bold font: **new text**.
- Blocks of text that have been *moved* without alteration are shown in green, with double underline and double strike-through formatting to distinguish the text's destination from its origin: ~~moved text~~ becomes moved text.
- *Revision bars* appear in the right margin, as above.

Note: While the annotation software competently identifies simple changes, large or complicated changes—as in an extensive rewrite—may be more difficult to follow. In addition, TASB's recent changes to the policy templates to facilitate accessibility sometimes makes formatting changes appear tracked, even though the text remains the same.

For further assistance in understanding policy changes, please refer to the explanatory notes in your Localized Policy Manual update packet or contact your policy consultant.

Contact:	School Districts and Education Service Centers	Community Colleges
	policy.service@tasb.org	colleges@tasb.org
	800.580.7529 512.467.0222	800.580.1488 512.467.3689

Plan The District shall develop a cybersecurity plan to secure the District's cyberinfrastructure against a cyberattack or any other cybersecurity incidents, determine cybersecurity risk, and implement appropriate mitigation planning.

Coordinator The Superintendent shall designate a cybersecurity coordinator. The cybersecurity coordinator shall serve as the liaison between the District and the Texas Education Agency (TEA) in cybersecurity matters and as required by law report to TEA breaches of system security.

Training The Board delegates to the Superintendent the authority to:

1. Determine ~~Each District employee and Board member shall annually complete~~ the cybersecurity training program ~~to be annually completed~~ designated by each employee and Board member; and
2. Verify ~~the District. The District shall verify~~ and report compliance with staff training requirements in accordance with guidance from ~~to~~ the Department of Information Resources.

~~The~~ ~~Additionally, the~~ District shall complete periodic audits to ensure compliance with the cybersecurity training requirements.

Security Breach Notifications Upon discovering or receiving notification of a breach of system security, the District shall disclose the breach to affected persons or entities in accordance with the time frames established by law. The District shall give notice by using one or more of the following methods:

1. Written notice.
2. Email, if the District has email addresses for the affected persons.
3. Conspicuous posting on the District's websites.
4. Publication through broadcast media.

The District's cybersecurity coordinator shall disclose a breach involving sensitive, protected, or confidential student information to TEA and parents in accordance with law.

EMPLOYMENT PRACTICES
AT-WILL EMPLOYMENT

DCD
(LOCAL)

Personnel not hired under a contract shall be employed on an at-will basis.

[For information regarding contractual employment, see DCA, DCB, DCC, and DCE, as appropriate]

Dismissal

At-will employees may be dismissed at any time for any reason not prohibited by law or for no reason, as determined by the needs of the District. At-will employees who are dismissed shall receive pay through the end of the last day worked.

Appeal of
Employment
Actions to Board

A dismissed employee may ~~appeal request to be heard by the dismissal~~ ~~Board~~ in accordance with DGBA(LOCAL).

EMPLOYMENT PRACTICES
OTHER TYPES OF CONTRACTS

DCE
(LOCAL)

**Non-Chapter 21
Contracts**

Non-Chapter 21 contracts shall be provided for positions included on the list approved by the Board. A non-Chapter 21 contract shall not be governed by Chapter 21 of the Education Code.

**Appeal of
Employment Actions**

An employee may appeal discharge during the contract period in accordance with DCE(LEGAL).

An employee whose contract is not reissued at the end of the contract period may appeal ~~to the Board~~ in accordance with DGBA(LOCAL).

Student Illness	Procedures shall be established by the administration to ensure that proper attention is given to any student who becomes ill during the course of a school day.
Accidents Involving Students	Emergency procedures shall be established by the administration to ensure proper attention for any student injured at school. Records shall be maintained on all accidents that require the attention of a medical doctor.
Emergency Treatment Forms	Each year, students and parents shall complete and sign a form that provides emergency information and authorizes school officials to obtain emergency medical treatment, as provided by law.
Purchasing Medication	The District shall not purchase nonprescription medication to administer to a student.
Administering Medication	No employee shall give any student prescription medication, non-prescription medication, herbal substances, anabolic steroids, or dietary supplements of any type, except as authorized by this or other District policy. provided below.
Exceptions <i>Prescription Medication Provided</i>	The the physician, prescription medication labeled to be taken two or three times a day shall be given outside of school hours. When it is necessary for prescription medication to be taken at school, employees authorized by the Superintendent shall designate the employees who are authorized to or designee may administer medication that has been provided by a student's parent. An authorized employee is permitted to administer the following medication to students in accordance with administrative regulations. the following guidelines:
Unless an exact time is specified by Parent	<ol style="list-style-type: none">1. Medication prescribed by a physician shall be properly affixed with a prescription label including the student's name, the name of the drug, the directions concerning dosage, and instructions regarding the duration of the medication period.2. The prescription for the medication must be current and must be issued by a pharmacy located in the United States.3. The medication must appear to be in the original container or from a properly labeled unit dosage container, which shall be filled by a registered nurse or another District-designated employee from a container that appears to be the original container and is properly labeled.4. Sample medication issued by a physician shall require a written directive/prescription from a physician.5. A written authorization from the parent, legal guardian, or other person having legal control of the student approving the

~~administration of the medication to the student shall be presented to the school nurse's office.~~

~~Over-the-Counter~~

~~Over the counter or nonprescription medication shall be administered only as follows:~~

1. Prescription medication in accordance with legal requirements.
1. Nonprescription medication, upon ~~upon~~ a parent's written request, when properly labeled and in the original container. ~~Nonprescription medication shall be administered according to the written directions on the original unopened container.~~
2. Herbal substances or dietary supplements, ~~prescribed by a physician and~~ provided by the parent, and only if required by the individualized education program or Section 504 plan ~~for~~ of a student with disabilities.

No Medication Provided by District

The District shall not purchase medication to administer to a student.

Psychotropics

Except as permitted by ~~law~~ ~~Education Code 38.016~~, an employee shall not:

1. Recommend to a student or a parent that the student use a psychotropic drug;
2. Suggest a particular diagnosis; or
3. Exclude the student from a class or a school-related activity because of the parent's refusal to consent to psychiatric evaluation or examination or treatment of the student.

Medical Treatment

A student's parent, legal guardian, or other person having lawful control shall annually complete and sign a form that provides emergency information and addresses authorization regarding medical treatment. A student who has reached age 18 shall be permitted to complete this form.

The District shall seek appropriate emergency care for a student as required or deemed necessary. ~~School Nurse's Responsibility~~

~~Medication to be administered to a student shall be delivered to the school nurse's office by the student or parent upon arrival at the school campus. Unused medication shall be sent home with the student or picked up by the parents. The school nurse (RN) shall be required, by his or her licensing rules, to clarify any order or treatment regimen that he or she believes to be inaccurate, unclear, nonefficacious, or contraindicated, by consulting the appropriate physician, pharmacist, or reliable medical journal.~~

~~The nurse shall document, on the appropriate form provided by the District, the concerns, reasons for such concerns, and the specific information obtained from the sources consulted or reviewed.~~

~~If a nurse, in his or her professional opinion, believes a prescribed medication is unsafe for a student, the nurse must first notify the parent as to why the medication is not being administered. The nurse shall attempt within one hour of the decision to reach the parent and shall follow up by sending written notice.~~

~~The nurse shall contact the prescribing physician and discuss the prescription with which the nurse is concerned. The nurse must then document the conversation with the prescribing physician and detail specifically any concerns that still exist regarding the administration of the medication on the appropriate form.~~

~~After the nurse has contacted the parent and the physician, researched any related medical journals or documents, and documented the investigation, the District shall then allow the nurse to refuse to administer any medication that the nurse, in his or her good faith professional opinion believes is unsafe for the student for whom the medication is prescribed.~~

~~Parents, guardians, or other persons having legal control of the student may, under the guidance of the school nurse, themselves administer the medication during school hours to students affected by this policy.~~

Violations

~~Students who disregard the above provisions may be held in violation of the District's Student Code of Conduct and be subject to appropriate disciplinary action.~~

Access to District Property

Authorized District officials, including school resource officers and District police officers if applicable, may refuse to allow a person access to property under the District's control in accordance with law.

District officials may request assistance from law enforcement in an emergency or when a person is engaging in behavior rising to the level of criminal conduct.

Ejection or Exclusion under Education Code 37.105

In accordance with Education Code 37.105, a District official shall provide a person refused entry to or ejected from property under the District's control written information explaining the right to appeal such refusal of entry or ejection under the District's grievance process.

A person appealing under the District's grievance process shall be permitted to address the Board in person within 90 **calendar** days of filing the initial complaint, unless the complaint is resolved before the Board considers it. [See FNG and GF]

Off-Campus Activities

Employees shall be designated to ensure appropriate conduct of participants and others attending a school-related activity at non-District or out-of-District facilities. Those so designated shall coordinate their efforts with persons in charge of the facilities.

Prohibitions

Tobacco and E-Cigarettes

The District prohibits smoking and the use of tobacco products and e-cigarettes on District property, in District vehicles, or at school-related activities.

Weapons

The District prohibits the unlawful use, possession, or display of any firearm, location-restricted knife, club, or prohibited weapon, as defined at FNCG, on all District property at all times.

Exceptions

No violation of this policy occurs when:

1. A Texas handgun license holder stores a handgun or other firearm in a locked vehicle in a parking lot, parking garage, or other parking area provided by the District, as long as the handgun or other firearm is not in plain view; or
2. The use, possession, or display of an otherwise prohibited weapon takes place as part of a District-approved activity supervised by proper authorities. [See FOD]

Update 116 Local Policy Overview

December 11, 2020

Introduction

Update 116 includes recommended (LOCAL) policy revisions concerning the dismissal appeal process for employees, cybersecurity training, student medical treatment, and community conduct on school premises.

While not covered in this publication, many of the (LEGAL) policies included in this update were affected by recent changes to Administrative Code rules or legislation from the 86th Legislative Session that will be effective as of January 1, 2021.

TASB Numbered Update Reminders

You should also review your own district's customized Update 116 materials for your specific policy recommendations. Please remember that (LEGAL) policies provide the legal framework for key areas of district operations; they are not adopted by the board.

CQB: Technology Resources, Cybersecurity

Current state law requires the board to select a cybersecurity training program and to verify and report cybersecurity training completed by employees. To ease compliance with this law, the recommend revision delegates these responsibilities to the superintendent.

DCD: Employment Practices, At-Will Employment

DCE: Employment Practices, Other Types of Contracts

Most districts have adopted an employee complaint policy that can be found at DGBA(LOCAL). It establishes a process that an employee would follow before a complaint is heard by the board.

Both DCD(LOCAL) and DCE(LOCAL) reference DGBA under the sections that address appeals. The recommended revisions are intended to clarify that an at-will employee who is dismissed or a non-Chapter 21 contract employee whose contract is not reissued would follow the grievance process as outlined in policy DGBA, including proceeding through the relevant hearing levels before a complaint goes to the board.

FFAC: Wellness and Health Services, Medical Treatment

Substantial revisions at policy FFAC(LOCAL) are recommended:

- To align the policy with current Texas Department of State Health Services (DSHS) guidance;
- To include only those board-level decisions that should be reflected in policy; and
- To remove provisions that are more appropriate in the district's administrative regulations.

Recommended for removal from this policy and inclusion in the district's regulations are administrative details concerning:

- How the district responds when a student becomes ill;
- What steps to take when a student is involved in an accident; and
- Requirements for administering medication provided by parents.

Some districts have policies that would permit the district to purchase nonprescription medication for use in the district athletic program. Special provisions are included in those districts' policies to address this practice.

In accordance with DSHS guidance, however, in most districts' policies the text now reflects that the district shall not otherwise purchase nonprescription medication to administer to students.

Districts also have the option to purchase unassigned, prescription epinephrine auto-injectors and unassigned, prescription asthma medications. If your district purchases epinephrine auto-injectors or asthma medication, state law requires board-adopted policy. Please contact your policy consultant if your district currently purchases these specific prescription medications or if your district purchases nonprescription medications not currently reflected in policy.

The provisions covering medical treatment have also been updated to clarify who may complete the medical treatment authorization form and to reflect that the district will seek appropriate emergency care for a student as required or deemed necessary.

GKA: Community Relations, Conduct on School Premises

The recommended revision in this policy specifies that a person filing a complaint regarding refusal of entry to or ejection from property based on Education Code 37.105 shall be permitted to address the board within 90 "calendar" days unless the complaint is resolved before coming to the board.

Thank You!

That covers the local policies in Update 116 for most districts. We hope you find this overview helpful. Should you have any questions or want further

clarification, please feel free to contact your assigned policy consultant at the [TASB Policy Service website](#).¹

¹ TASB Policy Service: <https://policy.tasb.org>

G. Approve Employment of Professional Staff.

**Board of Trustees
La Porte Independent School District
La Porte, TX**

BOARD MEETING DATE: January 12, 2021

AGENDA ITEM NAME: Approve Employment of Professional Staff.

THIS ITEM RELATES TO BOARD GOAL(S): 3 & 5

BACKGROUND INFORMATION: N/A

ADMINISTRATIVE RECOMMENDATION: Administration recommends the Board of Trustees of the La Porte Independent School District approve the employment of professional staff as presented.

ATTACHMENTS: Personnel Report: Employment Recommendations

BUDGET INFORMATION: General Fund Budget

RESOURCE PERSONNEL: Angela Garza-Viator, Executive Director of Human Resources

RECOMMENDED MOTION: I move to approve the employment of professional staff as presented.

DATE: 1/12/2021
TO: Board of Trustees
FROM: Dr. Walter Jackson
RE: Personnel Report: Employment Recommendations for Contracted Professionals

Name	Assignment	Placement	Degree / Major / College / Certification	Years of Experience	Contract	Employment Date
1 Bulanek, Brian	Teacher, Social Studies	Academy of Viola DeWalt	Bachelor of Arts History University of Houston-Clear Lake Social Studies 7-12	0	P1	1/13/2021
2 Hughes, Sara	Teacher, ELA	LPJH	Bachelor of Arts English University of Phoenix English Language Arts & Reading 7-12	0	P1	1/13/2021
3 Ramirez, Jasmine	Teacher, 5th Bilingual	HRE	Bachelor of Science Interdisciplinary Studies University of Houston - Clear Lake Core Subjects EC-6; Bilingual Supplemental - Spanish EC-6	0	P1	1/13/2021

H. Approve Interlocal Agreement for Joint Elections Between the City of La Porte and La Porte Independent School District.

**Board of Trustees
La Porte Independent School District
La Porte, TX**

BOARD MEETING DATE: January 12, 2021

AGENDA ITEM NAME: Approve Interlocal Agreement for Joint Elections made and entered into by and among the City of La Porte, Texas and La Porte Independent School District.

THIS ITEM RELATES TO BOARD GOAL(S): 4, 5

BACKGROUND INFORMATION: The purpose of this agreement is to establish the procedures, division of responsibilities, and sharing of costs for elections held by the parties and taking place on the May uniform election date, and any runoff elections stemming from the May uniform election date.

ADMINISTRATIVE RECOMMENDATION: Administration recommends the approval of Interlocal Agreement for Joint Elections made and entered into by and among the City of La Porte and La Porte Independent School District.

ATTACHMENTS: Proposed Interlocal Agreement for Joint Elections and Election Services Contract – City of La Porte and La Porte ISD.

BUDGET INFORMATION: N/A

RESOURCE PERSONNEL: Dr. Walter Jackson, superintendent of schools

RECOMMENDED MOTION: I move to approve the Interlocal Agreement for Joint Elections made and entered into by and among the City of La Porte and La Porte Independent School District.

**INTERLOCAL AGREEMENT FOR JOINT ELECTION
AND ELECTION SERVICES CONTRACT**

STATE OF TEXAS §
 §
COUNTY OF HARRIS §

This Agreement is made and entered into by and between the CITY OF LA PORTE, TEXAS (hereinafter "LA PORTE"); and the LA PORTE INDEPENDENT SCHOOL DISTRICT (hereinafter "LPISD").

WITNESSETH:

1. **Agreement.** This Agreement is made and entered into by LA PORTE and LPISD (together the "parties") under the authority of the Texas Interlocal Cooperation Act, codified as Chapter 791, Texas Government Code, and Chapter 271, "Joint Elections," of the Texas Election Code. The purpose of this Agreement is to establish the procedures, division of responsibilities, and sharing of costs for elections held by the parties and taking place on the May 2021 uniform election date, and any runoff elections stemming from the May 2021 uniform election date.
2. **Precincts.** A joint election of the parties shall be conducted for the seven (7) election precincts described on Exhibit A attached hereto and incorporated by reference herein. On the May 2021 uniform election date, LA PORTE shall conduct elections for itself and LPISD for Precincts 1 through 6, and for LPISD for Precinct 7.
3. **Joint Early Voting.** The main early voting polling place for the May 2021 uniform election date shall be located at La Porte City Hall. Early voting shall be conducted jointly at the La Porte City Hall and at the Instructional Technology Center (ITC Building). The City Secretary of the City of La Porte is hereby appointed as the early voting clerk for the joint early voting. LPISD may receive applications for early voting ballots to be voted by mail in accordance with Title 7 of the Texas Election Code, and shall not later than the next business day after receipt of said application fax, email, or courier the applications to the early voting clerk for the joint early voting for processing. All other processes for conducting the applicable political subdivision's early voting by mail shall be completed by the early voting clerk for the joint early voting.
4. **Administration of Election by LA PORTE.** Each party to this agreement shall conduct its own candidate filings, drawings for places on its ballot, posting and publication of election notices, receipt of campaign finance reporting, and any other actions required of the entity by the Texas Election Code, except as herein provided. LA PORTE shall assume responsibility for the conduct and administration of the joint election on the May uniform election date on behalf of the parties to this Agreement, including to:
 - 1) arrange for printing of ballots;
 - 2) provide election equipment (including, but not limited to, eSlates, electronic voting booths, disabled access units, judge's booth controllers, mobile ballot boxes, Poll Pads, and electronic counting machines);
 - 3) appoint, train, and compensate judges and clerks;
 - 4) conduct early voting at the main early voting polling place, and any branch polling place(s) established by the participating parties;
 - 5) serve as the Central Counting Station to receive all ballots cast in elections held by any of the parties to this Agreement; and
 - 6) arrange for all other matters necessary for the conduct of the elections of the parties to this Agreement.

The Presiding Judge of the Central Counting Station shall prepare the unofficial canvass reports after all precincts have been counted, and shall deliver a copy of the unofficial canvass reports to LA PORTE and LPISD as soon as possible after all returns have been tabulated. The Presiding Judge shall work

cooperatively with the participating parties and ensure that the unofficial canvass reports are delivered promptly and in advance of the meeting designated by each party to officially canvass the results of the election. LA PORTE and LPISD shall each be responsible for the official canvass of their respective elections.

LA PORTE shall arrange and schedule the logic and accuracy testing for the election equipment prior to its use in the election as required by Chapter 127 of the Texas Election Code and shall be responsible for publishing the required public notice of the date, time, and place of the logic and accuracy testing.

The costs and expenses incurred by LA PORTE in administering the election, including the cost of operating the Central Counting Station for processing and tabulating ballots of all parties holding an election, shall be allocated among the parties to this Agreement participating in the election, on a pro-rata basis, as provided in Paragraph 7 of this Agreement.

5. Cancellation of Election. If any party to this agreement cancels its election due to unopposed candidates, pursuant to Section 2.051, et seq., Texas Election Code, that party shall not be responsible for any duties established under Paragraph 4 of this Agreement, and shall have no further obligations under this Agreement after the date of cancellation of the general election, but shall make available jointly-owned election equipment and continue to provide its physical facilities for election-day and early voting polling place activities as provided in this Agreement. Non-canceling parties shall continue to perform their respective obligations under this Agreement.

If LA PORTE is not holding an election on the May uniform election date, but LPISD will be holding an election on the May uniform election date, LPISD shall arrange all matters necessary for the conduct and administration of the election for LPISD for that territory that is within the jurisdictional boundaries of LPISD.

In the event both parties may cancel by law but one party chooses not to cancel, or fails to do so properly, that party must conduct their election and shall arrange all matters necessary for the conduct and administration of such election for that party's territory.

6. Runoff Elections. If LA PORTE is not required to hold a runoff election, but LPISD is required to hold a runoff election as a result of said general election, LA PORTE shall be relieved of the obligation to administer the runoff election for LPISD, and shall make available the jointly-owned election equipment and continue to provide its physical facilities for election-day and early voting polling place activities as provided in this Agreement. LPISD shall arrange all matters necessary for the conduct and administration of the runoff for LPISD for that territory that is within the jurisdictional boundaries of LPISD.

If LA PORTE and LPISD are required to hold a runoff election, LA PORTE will conduct the runoff election for the parties and shall be responsible for all duties established under Paragraph 4 of this Agreement.

7. Sharing of Expenses. Common expenses of the May joint election shall be prorated among the parties incurring and benefiting from such expenditures. Expenses shall include all necessary disbursements, such as ballot printing, programming support and supplies, and compensation of judges and clerks. In each case in which it is responsible for the conduct and administration of the election, LA PORTE shall invoice LPISD as applicable, for their pro-rata portion of such joint expenses, which invoice shall be due and payable within thirty (30) days of receipt thereof. Under the terms of the Texas Election Code, no charge shall be incurred for use of public buildings in the conduct of an election.
8. Ownership of Equipment. It is understood and agreed that in consideration for the two years of capital reimbursement payments already made by LPISD to LA PORTE, LPISD has a forty percent ownership interest in the election equipment referenced in Paragraph 4 of this Agreement (with the exception of the Poll Pads, in which LPISD has a fifty percent ownership interest), and as such, LPISD shall have

an absolute right to access and use said portion of owned equipment in all general and special elections ordered by LPISD, and any required run-off elections, without regard to their date, during the term of this Agreement and continuing even after the expiration of this Agreement.

9. Election Records. LA PORTE shall be responsible for the safekeeping of election records. Records of the election shall be retained and disposed of in accordance with the provisions of Section 66.058 of the Texas Election Code. If records of the election are involved in any pending election contest, investigation, litigation, or public information request, LA PORTE shall maintain the records until final resolution or until final judgment, whichever is applicable. It is the responsibility of LPISD to bring to the attention of LA PORTE any notice of pending election contest, investigation, litigation, or public information request which may be filed with either entity.
10. Recounts. A recount may be obtained as provided by Title 13 of the Texas Election Code. It is understood and agreed that the entity requiring the recount shall be responsible for the supervision of the recount and shall appoint all personnel for the recount. The parties agree to work cooperatively with one another, promptly making available all election records, equipment, and supplies requested by the entity conducting the recount. All costs of the recount shall be borne by the entity requiring the recount.
11. Effective Date. This Agreement shall be effective upon passage by all parties hereto for the May 2021 election, and any necessary runoff elections stemming from the May 2021 general election. The initial term of this Agreement shall expire on December 31, 2021. **This Agreement shall automatically renew thereafter on a year to year basis, unless terminated by either party or mutually amended by both parties by December 31st of the applicable year.** This Agreement supersedes any other Agreement existing or in conflict herewith.
12. Approval of Agreement. This Agreement has been approved by the respective governing boards of the parties hereto. Payments hereunder shall be from current revenues available to the paying party.

WITNESS OUR HANDS, effective _____, 2021.

CITY OF LA PORTE, TEXAS

Louis R. Rigby, Mayor

ATTEST:

APPROVED AS TO FORM:

Lee Woodward, City Secretary

Clark T. Askins, Assistant City Attorney

LA PORTE INDEPENDENT SCHOOL DISTRICT

David Janda, President, Board of Trustees

ATTEST:

Kathy Green, Secretary, Board of Trustees

EXHIBIT A

JOINT ELECTION PRECINCTS

Early Voting – All election precincts, 1-7

City Hall, City of La Porte
604 West Fairmont Parkway
La Porte, Texas, 77571

Instructional Technology Center (ITC Building)
9832 Spencer Highway
La Porte, Texas, 77571

Election day election precincts 1, 2, 3, and 6:

Instructional Technology Building (ITC Building)
9832 Spencer Highway
La Porte, Texas, 77571

Election day election precincts 4 and 5:

La Porte City Hall
604 West Fairmont Parkway
La Porte, Texas, 77571

Election day election precinct 7 (LPISD only):

College Park Elementary School
4315 Luella
Deer Park, Texas

- I. Approve Interlocal Agreement for Joint Elections Between the City of Morgan's Point and La Porte Independent School District.

**Board of Trustees
La Porte Independent School District
La Porte, TX**

BOARD MEETING DATE: January 12, 2021

AGENDA ITEM NAME: Approve Interlocal Agreement for Joint Elections made and entered into by and among the City of Morgan's Point, Texas and La Porte Independent School District.

THIS ITEM RELATES TO BOARD GOAL(S): 4, 5

BACKGROUND INFORMATION: The purpose of this agreement is to establish the procedures, division of responsibilities, and sharing of costs for elections held by the parties and taking place on the May uniform election date, and any runoff elections stemming from the May uniform election date.

ADMINISTRATIVE RECOMMENDATION: Administration recommends the approval of Interlocal Agreement for Joint Elections made and entered into by and among the City of Morgan's Point and La Porte Independent School District.

ATTACHMENTS: Proposed Interlocal Agreement for Joint Elections and Election Services Contract – City of Morgan's Point and La Porte ISD.

BUDGET INFORMATION: N/A

RESOURCE PERSONNEL: Dr. Walter Jackson, superintendent of schools

RECOMMENDED MOTION: I move to approve the Interlocal Agreement for Joint Elections made and entered into by and among the City of Morgan's Point and La Porte Independent School District.

**INTERLOCAL AGREEMENT FOR JOINT ELECTION AND ELECTION
SERVICES CONTRACT**

STATE OF TEXAS §
 §
COUNTY OF HARRIS §

This Agreement is made and entered into by and between the CITY OF MORGAN’S POINT, TEXAS (hereinafter "MORGAN’S POINT"); and the LA PORTE INDEPENDENT SCHOOL DISTRICT (hereinafter "LPISD").

WITNESSETH:

1. Agreement. This Agreement is made and entered into by MORGAN’S POINT and LPISD (together the "parties") under the authority of the Texas Interlocal Cooperation Act, codified as Chapter 791, Texas Government Code, and Chapter 271, "Joint Elections," of the Texas Election Code. The purpose of this Agreement is to establish the procedures, division of responsibilities, and sharing of costs for elections held by the parties and taking place on the May 2021, uniform election date, and any runoff elections stemming from the May 2021, uniform election date.
2. Precincts. A joint election of the parties shall be conducted at one (1) election precinct described on Exhibit A attached hereto and incorporated by reference herein. On the May uniform election date, MORGAN’S POINT shall conduct elections for itself and LPISD for Precinct 9.
3. Joint Early Voting. The main early voting polling place for the May uniform election date shall be located at MORGAN’S POINT City Hall. Early voting shall be conducted jointly at the MORGAN’S POINT City Hall. The City Secretary of the City of MORGAN’S POINT is hereby appointed as the early voting clerk for the joint early voting. LPISD may receive applications for early voting ballots to be voted by mail in accordance with Title 7 of the Texas Election Code, and shall not later than the next business day after receipt of said application fax, email or courier the applications to the early voting clerk for the joint early voting for processing. The remaining procedures for conducting the applicable political subdivision's early voting by mail shall be completed by the early voting clerk for the joint early voting.
4. Administration of Election by MORGAN’S POINT. Each party to this agreement shall conduct its own candidate filings, drawings for places on its ballot, posting and publication of election notices, receipt of campaign finance reporting, and any other actions required of the entity by the Texas Election Code, except as herein provided. MORGAN’S POINT shall assume responsibility for the conduct and administration of the joint election on the May uniform election date on behalf of the parties to this Agreement, including to:
 - 1) arrange for printing of ballots;

- 2) provide election equipment (including, but not limited to, eSlates, electronic voting booths, disabled access units, judge's booth controllers, mobile ballot boxes, Poll Pads, and electronic counting machines);
- 3) appoint, train, and compensate judges and clerks;
- 4) conduct early voting at the main early voting polling place, and any branch polling place(s) established by the participating parties;
- 5) serve as the Central Counting Station to receive all ballots cast in elections held by any of the parties to this Agreement; and
- 6) arrange for all other matters necessary for the conduct of the elections of the parties to this Agreement.

The Presiding Judge of the Central Counting Station shall prepare the unofficial canvass reports after all precincts have been counted, and shall deliver a copy of the unofficial canvass reports to MORGAN'S POINT and LPISD as soon as possible after all returns have been tabulated. The Presiding Judge shall work cooperatively with the participating parties and ensure that the unofficial canvass reports are delivered promptly and in advance of the meeting designated by each party to officially canvass the results of the election. MORGAN'S POINT and LPISD shall each be responsible for the official canvass of their respective elections.

MORGAN'S POINT shall arrange and schedule the logic and accuracy testing for the election equipment prior to its use in the election as required by Chapter 127 of the Texas Election Code and shall be responsible for publishing the required public notice of the date, time, and place of the logic and accuracy testing.

The costs and expenses incurred by MORGAN'S POINT in administering the election, including the cost of operating the Central Counting Station for processing and tabulating ballots of all parties holding an election, shall be allocated among the parties to this Agreement participating in the election, on a pro-rata basis, as provided in Paragraph 7 of this Agreement.

5. Cancellation of Election. If any party to this agreement cancels its election due to unopposed candidates, pursuant to Section 2.051, et seq., Texas Election Code, that party shall not be responsible for any duties established under Paragraph 4 of this Agreement, and shall have no further obligations under this Agreement after the date of cancellation of the general election, but shall make available jointly-owned election equipment and continue to provide its physical facilities for election-day and early voting polling place activities as provided in this Agreement. Non-canceling parties shall continue to perform their respective obligations under this Agreement.

If MORGAN'S POINT is not holding an election on the May uniform election date, but LPISD will be holding an election on the May uniform election date, LPISD shall arrange all matters necessary for the conduct and administration of the election for LPISD for that territory that is within the jurisdictional boundaries of LPISD.

In the event both parties may cancel by law but one party chooses not to cancel, or fails to do so properly, that party must conduct their election and shall arrange all matters necessary for the conduct and administration of such election for that party's territory.

6. Runoff Elections. If MORGAN'S POINT is not required to hold a runoff election, but LPISD is required to hold a runoff election as a result of said general election, MORGAN'S POINT shall be relieved of the obligation to administer the runoff election for LPISD, and shall make available the jointly-owned election equipment and continue to provide its physical facilities for election-day and early voting polling place activities as provided in this Agreement. LPISD shall arrange all matters necessary for the conduct and administration of the runoff for LPISD for that territory that is within the jurisdictional boundaries of LPISD.

If MORGAN'S POINT and LPISD are required to hold a runoff election, MORGAN'S POINT will conduct the runoff election for the parties and shall be responsible for all duties established under Paragraph 4 of this Agreement.

7. Sharing of Expenses. Common expenses of the May joint election shall be prorated among the parties incurring and benefiting from such expenditures. Expenses shall include all necessary disbursements, such as ballot printing, programming support and supplies, **software upgrades to MORGAN'S POINT's electronic booths and electronic accounting machines**, and compensation of judges and clerks. In each case in which it is responsible for the conduct and administration of the election, MORGAN'S POINT shall invoice LPISD as applicable, for their pro-rata portion of such joint expenses, which invoice shall be due and payable within thirty (30) days of receipt thereof. Under the terms of the Texas Election Code, no charge shall be incurred for use of public buildings in the conduct of an election.
8. Ownership of Equipment. It is understood and agreed that in consideration for the two years of capital reimbursement payments already made by LPISD to MORGAN'S POINT, LPISD has a forty percent ownership interest in the election equipment referenced in Paragraph 4 of this Agreement (with the exception of the Poll Pads, in which LPISD has a fifty percent ownership interest), and as such, LPISD shall have an absolute right to access and use said portion of owned equipment in all general and special elections ordered by LPISD, and any required run-off elections, without regard to their date, during the term of this Agreement and continuing even after the expiration of this Agreement.
9. Election Records. MORGAN'S POINT shall be responsible for the safekeeping of election records. Records of the election shall be retained and disposed of in accordance with the provisions of Section 66.058 of the Texas Election Code. If records of the election are involved in any pending election contest, investigation, litigation, or public information request, MORGAN'S POINT shall maintain the records until final resolution or until final judgment, whichever is applicable. It is the responsibility of LPISD to bring to the attention of MORGAN'S POINT any notice of pending election contest, investigation, litigation, or public information request which may be filed with either entity.
10. Recounts. A recount may be obtained as provided by Title 13 of the Texas Election Code. It is understood and agreed that the entity requiring the recount shall be responsible for the supervision of the recount and shall appoint all personnel for the recount. The parties agree to work cooperatively with one another, promptly making available all election records,

equipment, and supplies requested by the entity conducting the recount. All costs of the recount shall be borne by the entity requiring the recount.

11 Effective Date. This Agreement shall be effective upon passage by all parties hereto for the May 2021 election, and any necessary runoff elections stemming from the May 2021 general election. The initial term of this Agreement shall expire on December 31, 2021. **This Agreement shall automatically renew thereafter on a year to year basis, unless terminated by either party or mutually amended by both parties by December 31st of the applicable year.** This Agreement supersedes any other Agreement existing or in conflict herewith.

12. Approval of Agreement. This Agreement has been approved by the respective governing boards of the parties hereto. Payments hereunder shall be from current revenues available to the paying party.

WITNESS OUR HANDS, effective the ____ day of January, 2021.

CITY OF MORGAN'S POINT, TEXAS

Michael Bechtel, Mayor

ATTEST:

Megan Mayes, City Secretary

LA PORTE INDEPENDENT SCHOOL DISTRICT

David Janda, President, Board of Trustees

ATTEST:

Kathy Green, Secretary, Board of Trustees

EXHIBIT A

JOINT ELECTION PRECINCTS

Early Voting – election precinct 9:

Morgan's Point City Hall
510 Bayridge Rd.
Morgan's Point, Texas 77571

Election day election precinct 9:

Morgan's Point City Hall
510 Bayridge Rd.
Morgan's Point, Texas 77571

- J. Approve Interlocal Agreement for Joint Elections Between the City of Shoreacres and La Porte Independent School District.

**Board of Trustees
La Porte Independent School District
La Porte, TX**

BOARD MEETING DATE: January 12, 2021

AGENDA ITEM NAME: Approve Interlocal Agreement for Joint Elections made and entered into by and among the City of Shoreacres, Texas and La Porte Independent School District.

THIS ITEM RELATES TO BOARD GOAL(S): 4, 5

BACKGROUND INFORMATION: The purpose of this agreement is to establish the procedures, division of responsibilities, and sharing of costs for elections held by the parties and taking place on the May uniform election date, and any runoff elections stemming from the May uniform election date.

ADMINISTRATIVE RECOMMENDATION: Administration recommends the approval of Interlocal Agreement for Joint Elections made and entered into by and among the City of Shoreacres and La Porte Independent School District.

ATTACHMENTS: Proposed Interlocal Agreement for Joint Elections and Election Services Contract – City of Shoreacres and La Porte ISD.

BUDGET INFORMATION: N/A

RESOURCE PERSONNEL: Dr. Walter Jackson, superintendent of schools

RECOMMENDED MOTION: I move to approve the Interlocal Agreement for Joint Elections made and entered into by and among the City of Shoreacres and La Porte Independent School District.

**INTERLOCAL AGREEMENT FOR JOINT ELECTION AND ELECTION
SERVICES CONTRACT**

STATE OF TEXAS §
 §
COUNTY OF HARRIS §

This Agreement is made and entered into by and between the CITY OF SHOREACRES, TEXAS (hereinafter "SHOREACRES"); and the LA PORTE INDEPENDENT SCHOOL DISTRICT (hereinafter "LPISD").

WITNESSETH:

1. Agreement. This Agreement is made and entered into by SHOREACRES and LPISD (together the "parties") under the authority of the Texas Interlocal Cooperation Act, codified as Chapter 791, Texas Government Code, and Chapter 271, "Joint Elections," of the Texas Election Code. The purpose of this Agreement is to establish the procedures, division of responsibilities, and sharing of costs for elections held by the parties and taking place on the May 2021, uniform election date, and any runoff elections stemming from the May 2021, uniform election date.
2. Precincts. A joint election of the parties shall be conducted at one (1) election precinct described on Exhibit A attached hereto and incorporated by reference herein. On the May uniform election date, SHOREACRES shall conduct elections for itself and LPISD for Precinct 8.
3. Joint Early Voting. The main early voting polling place for the May uniform election date shall be located at SHOREACRES City Hall. Early voting shall be conducted jointly at the SHOREACRES City Hall. The City Secretary of the City of SHOREACRES is hereby appointed as the early voting clerk for the joint early voting. LPISD may receive applications for early voting ballots to be voted by mail in accordance with Title 7 of the Texas Election Code, and shall not later than the next business day after receipt of said application fax, email or courier the applications to the early voting clerk for the joint early voting for processing. The remaining procedures for conducting the applicable political subdivision's early voting by mail shall be completed by the early voting clerk for the joint early voting.
4. Administration of Election by SHOREACRES. Each party to this agreement shall conduct its own candidate filings, drawings for places on its ballot, posting and publication of election notices, receipt of campaign finance reporting, and any other actions required of the entity by the Texas Election Code, except as herein provided. SHOREACRES shall assume responsibility for the conduct and administration of the joint election on the May uniform election date on behalf of the parties to this Agreement, including to:
 - 1) arrange for printing of ballots;

- 2) provide election equipment (including, but not limited to, eSlates, electronic voting booths, disabled access units, judge's booth controllers, mobile ballot boxes, Poll Pads, and electronic counting machines);
- 3) appoint, train, and compensate judges and clerks;
- 4) conduct early voting at the main early voting polling place, and any branch polling place(s) established by the participating parties;
- 5) serve as the Central Counting Station to receive all ballots cast in elections held by any of the parties to this Agreement; and
- 6) arrange for all other matters necessary for the conduct of the elections of the parties to this Agreement.

The Presiding Judge of the Central Counting Station shall prepare the unofficial canvass reports after all precincts have been counted, and shall deliver a copy of the unofficial canvass reports to SHOREACRES and LPISD as soon as possible after all returns have been tabulated. The Presiding Judge shall work cooperatively with the participating parties and ensure that the unofficial canvass reports are delivered promptly and in advance of the meeting designated by each party to officially canvass the results of the election. SHOREACRES and LPISD shall each be responsible for the official canvass of their respective elections.

SHOREACRES shall arrange and schedule the logic and accuracy testing for the election equipment prior to its use in the election as required by Chapter 127 of the Texas Election Code and shall be responsible for publishing the required public notice of the date, time, and place of the logic and accuracy testing.

The costs and expenses incurred by SHOREACRES in administering the election, including the cost of operating the Central Counting Station for processing and tabulating ballots of all parties holding an election, shall be allocated among the parties to this Agreement participating in the election, on a pro- rata basis, as provided in Paragraph 7 of this Agreement.

5. Cancellation of Election. If any party to this agreement cancels its election due to unopposed candidates, pursuant to Section 2.051, et seq., Texas Election Code, that party shall not be responsible for any duties established under Paragraph 4 of this Agreement, and shall have no further obligations under this Agreement after the date of cancellation of the general election, but shall make available jointly-owned election equipment and continue to provide its physical facilities for election-day and early voting polling place activities as provided in this Agreement. Non-canceling parties shall continue to perform their respective obligations under this Agreement.

If SHOREACRES is not holding an election on the May uniform election date, but LPISD will be holding an election on the May uniform election date, LPISD shall arrange all matters necessary for the conduct and administration of the election for LPISD for that territory that is within the jurisdictional boundaries of LPISD.

In the event both parties may cancel by law but one party chooses not to cancel, or fails to do so properly, that party must conduct their election and shall arrange all matters necessary for the conduct and administration of such election for that party's territory.

6. Runoff Elections. If SHOREACRES is not required to hold a runoff election, but LPISD is required to hold a runoff election as a result of said general election, SHOREACRES shall be relieved of the obligation to administer the runoff election for LPISD, and shall make available the jointly-owned election equipment and continue to provide its physical facilities for election-day and early voting polling place activities as provided in this Agreement. LPISD shall arrange all matters necessary for the conduct and administration of the runoff for LPISD for that territory that is within the jurisdictional boundaries of LPISD.

If SHOREACRES and LPISD are required to hold a runoff election, SHOREACRES will conduct the runoff election for the parties and shall be responsible for all duties established under Paragraph 4 of this Agreement.

7. Sharing of Expenses. Common expenses of the May joint election shall be prorated among the parties incurring and benefiting from such expenditures. Expenses shall include all necessary disbursements, such as ballot printing, programming support and supplies, **software upgrades to SHOREACRES' electronic booths and electronic accounting machines**, and compensation of judges and clerks. In each case in which it is responsible for the conduct and administration of the election, SHOREACRES shall invoice LPISD as applicable, for their pro-rata portion of such joint expenses, which invoice shall be due and payable within thirty (30) days of receipt thereof. Under the terms of the Texas Election Code, no charge shall be incurred for use of public buildings in the conduct of an election.
8. Ownership of Equipment. It is understood and agreed that in consideration for the two years of capital reimbursement payments already made by LPISD to SHOREACRES, LPISD has a forty percent ownership interest in the election equipment referenced in Paragraph 4 of this Agreement (with the exception of the Poll Pads, in which LPISD has a fifty percent ownership interest), and as such, LPISD shall have an absolute right to access and use said portion of owned equipment in all general and special elections ordered by LPISD, and any required run-off elections, without regard to their date, during the term of this Agreement and continuing even after the expiration of this Agreement.
9. Election Records. SHOREACRES shall be responsible for the safekeeping of election records. Records of the election shall be retained and disposed of in accordance with the provisions of Section 66.058 of the Texas Election Code. If records of the election are involved in any pending election contest, investigation, litigation, or public information request, SHOREACRES shall maintain the records until final resolution or until final judgment, whichever is applicable. It is the responsibility of LPISD to bring to the attention of SHOREACRES any notice of pending election contest, investigation, litigation, or public information request which may be filed with either entity.
10. Recounts. A recount may be obtained as provided by Title 13 of the Texas Election Code. It is understood and agreed that the entity requiring the recount shall be responsible for the supervision of the recount and shall appoint all personnel for the recount. The parties agree to work cooperatively with one another, promptly making available all election records,

equipment, and supplies requested by the entity conducting the recount. All costs of the recount shall be borne by the entity requiring the recount.

11 Effective Date. This Agreement shall be effective upon passage by all parties hereto for the May 2021 election, and any necessary runoff elections stemming from the May 2021 general election. The initial term of this Agreement shall expire on December 31, 2021. **This Agreement shall automatically renew thereafter on a year to year basis, unless terminated by either party or mutually amended by both parties by December 31st of the applicable year.** This Agreement supersedes any other Agreement existing or in conflict herewith.

12. Approval of Agreement. This Agreement has been approved by the respective governing boards of the parties hereto. Payments hereunder shall be from current revenues available to the paying party.

WITNESS OUR HANDS, effective the ____ day of January, 2021.

CITY OF SHOREACRES, TEXAS

David Jennings, Mayor

ATTEST:

Debbie Nesbitt, City Secretary

APPROVED AS TO FORM:

Christopher Gregg, Gregg & Gregg, P.C.
City Attorney

LA PORTE INDEPENDENT SCHOOL DISTRICT

David Janda, President, Board of Trustees

ATTEST:

Kathy Green, Secretary, Board of Trustees

EXHIBIT A

JOINT ELECTION PRECINCTS

Early Voting – election precinct 8:

Shoreacres City Hall
601 Shoreacres Blvd.
Shoreacres, Texas 77571

Election day election precinct 8:

Shoreacres City Hall
601 Shoreacres Blvd.
Shoreacres, Texas 77571

K. Approve Proposed 2021-2022 Instructional School Calendar.

**Board of Trustees
La Porte Independent School District
La Porte, TX**

BOARD MEETING DATE: January 12, 2021

AGENDA ITEM NAME: Approve Proposed 2021-2022 Instructional School Calendar.

THIS ITEM RELATES TO BOARD GOAL(S): 1, 2, 3, 4, 5

BACKGROUND INFORMATION: The DEIC Calendar Committee developed the proposed 2021-2022 school calendar with campus, department and community involvement. The calendar has been reviewed by the Superintendent's Cabinet. The proposed calendar considers key factors in calendar planning:

- Meets the state required number of instruction minutes (75,600).
- Start of school will be on Wednesday, August 18, 2021 (new ninth-graders start on Tuesday, August 17, 2021).
- MLK Day is recognized as a district holiday.
- School ends on May 26, 2022 (prior to Memorial Day).
- High school graduations are scheduled for May 25 and May 26.
- Teachers continue to work 187-day duty calendar.

ADMINISTRATIVE RECOMMENDATION: Administration recommends the Board of Trustees approve the proposed 2021-2022 Instructional School Calendar.

ATTACHMENTS: 2021-2022 Proposed Instructional School Calendar.

BUDGET INFORMATION: N/A

RESOURCE PERSONNEL: Dr. Linda Wadleigh, Deputy Superintendent; Danette Tilley, Executive Director of Secondary Education and Jewel Whitfield, Executive Director of Elementary Education.

RECOMMENDED MOTION: I move to approve the proposed 2021-2022 Instructional School Calendar.

LA PORTE

INDEPENDENT SCHOOL DISTRICT

2021 - 2022 INSTRUCTIONAL CALENDAR

Important Dates

Aug.	First Day of Instruction – 9th Grade
Aug. 18	First Day of Instruction – PreK-8th, 10-12th Grades
May 26	Last Day of Instruction
May 26	Graduation - The La Porte ISD Academy at Viola DeWalt High School
May 27	Graduation – La Porte High School
Feb. 21	Inclement Weather Day
Apr. 15	Inclement Weather Day

Student Holidays

Sept. 6	Labor Day
Oct. 11	Columbus Day
Nov. 2	Election Day
Nov. 22 – 26	Thanksgiving Break
Dec. 20 – Jan. 4	Winter Break
Jan. 17	Martin Luther King, Jr. Day
Feb. 21	President's Day
Mar. 14 – 18	Spring Break
Apr. 15	Easter Break

State Assessment Dates

Dec. 7 – 10	Eng. I & II, Alg. I, U.S. History, Bio. ECO Retest
Apr. 5 – 8	Grades 4, 5, 7, 8 STAAR, Eng. I & II EOC
May 3 – 6	Alg. I, U.S. History, Bio. EOC
May 10 – 13	Grades 3 - 8 STAAR
Jun. 21 – 24	Grades 5 & 8 ELA/Math Retest, Eng. I & II, Alg 1, U. S. History, Bio. EOC Retest

Campus Schedules

High Schools

7:00 AM - First Bell
 7:10 AM - Tardy Bell
 2:35 PM - School Day Ends
 Early Release 7:00 AM - 10:30 AM

Junior Highs/James H. Baker Sixth Grade Campus

8:25 AM - First Bell
 8:30 AM - Tardy Bell
 4:00 PM - School Day Ends
 Early Release - 8:25 AM - 12:10 PM

Elementary Schools

7:40 AM - First Bell
 7:50 AM - Tardy Bell
 3:15 PM - School Day Ends
 Early Release - 7:40 AM - 11:20 AM

Student Days

Total Number of Student Days 174

July 2021

S	M	T	W	T	F	S
				1	2	3
H	5	6	7	8	9	10
11	12	13	14	15	16	17
18	19	20	21	22	23	24
25	26	27	28	29	30	31

August 2021

S	M	T	W	T	F	S
1	2	3	4	5	6	7
8	9	10	11	12	13	14
15	16	17	18	19	20	21
22	23	24	25	26	27	28
29	30	31				

September 2021

S	M	T	W	T	F	S
			1	2	3	4
5	H	7	8	9	10	11
12	13	14	15	16	17	18
19	20	21	22	23	24	25
26	ER	28	29	30		

October 2021

S	M	T	W	T	F	S
					1	2
3	4	5	6	7	8	9
10	H	12	13	14	15	16
17	18	19	20	21	22	23
24	25	26	27	28	29	30
31						

November 2021

S	M	T	W	T	F	S
	1	H	3	4	5	6
7	8	9	10	11	12	13
14	15	16	17	18	19	20
21	H	H	H	H	H	27
28	29	30				

December 2021

S	M	T	W	T	F	S
			1	2	3	4
5	6	T	T	T	T	11
12	13	14	15	16	ER	18
19	H	H	H	H	H	25
26	H	H	H	H		

January 2022

S	M	T	W	T	F	S
						1
2	H	H	5	6	7	8
9	10	11	12	13	14	15
16	H	18	19	20	21	22
23	24	25	26	27	28	29
30	ER					

February 2022

S	M	T	W	T	F	S
		1	2	3	4	5
6	7	8	9	10	11	12
13	14	15	16	17	18	19
20	H*	22	23	24	25	26
27	28					

March 2022

S	M	T	W	T	F	S
		1	2	3	4	5
6	ER	8	9	10	11	12
13	H	H	H	H	H	19
20	21	22	23	24	25	26
27	28	29	30	31		

April 2022

S	M	T	W	T	F	S
					1	2
3	4	T	T	T	T	9
10	11	12	13	ER	H*	16
17	18	19	20	21	22	23
24	25	26	27	28	29	30

May 2022

S	M	T	W	T	F	S
1	2	T	T	T	T	7
8	9	T	T	T	T	14
15	16	17	18	19	20	21
22	23	24	25	26	27	28
29	H	31				

June 2022

S	M	T	W	T	F	S
			1	2	3	4
5	6	7	8	9	10	11
12	13	14	15	16	17	18
19	20	T	T	T	T	25
26	27	28	29	30		

- First & Last Day of Instruction
- [] Secondary Grading Period
- () Elementary Grading Period

- T State Assessment Dates
- H Holiday
- * Inclement Weather Make-up Day
- ER Early Release



XI. **Action and/or Discussion Items**

- A. Approve Resale of Tax Foreclosure Property Described as Lot 26, In Block 985 of the Town of La Porte, a Subdivision in Harris County, Texas as Shown on the Map or Plat Thereof Recorded In Volume 1, Page 27 of the Map Records of Harris County, Texas (HCAD Account Number 024-154-000-0026) and Lots 27 & 28, In Block 985 of the Town of La Porte, a Subdivision in Harris County, Texas as Shown on the Map or Plat Thereof Recorded In Volume 1, Page 27 of the Map Records of Harris County, Texas (HCAD Account Number 024-154-000-0027), and Authorize the Board President to Execute a Resale Deed.

**Board of Trustees
La Porte Independent School District
La Porte, TX**

BOARD MEETING DATE: January 12, 2021

AGENDA ITEM NAME: Approve the resale of tax foreclosure property described as LOT 26, IN BLOCK 985 OF THE TOWN OF LA PORTE, A SUBDIVISION IN HARRIS COUNTY, TEXAS AS SHOWN ON THE MAP OR PLAT THEREOF RECORDED IN VOLUME 1 PAGE 27 OF THE MAP RECORDS OF HARRIS COUNTY, TEXAS.

LOT 27 & 28, IN BLOCK 985 OF THE TOWN OF LA PORTE, A SUBDIVISION IN HARRIS COUNTY, TEXAS AS SHOWN ON THE MAP OR PLAT THEREOF RECORDED IN VOLUME 1 PAGE 27 OF THE MAP RECORDS OF HARRIS COUNTY, TEXAS.

(HCAD ACCOUNT NUMBER 024-154-000-0026 & 024-154-000-0027)

THIS ITEM RELATES TO BOARD GOAL(S): 5

BACKGROUND INFORMATION: Per Texas Property Tax Code §34.01 and §34.05 the Board of Trustees can approve the resale of property that is owned by the school district as trustee for itself and the other taxing units provided the offer is for the total amount of the judgment against the property or the value of the property specified in the judgment. As set forth by LPISD Resolution 2017-11, the district shall not consider a bid to resale property for less than the minimum bid amount at the tax sale and any taxes, penalties and interest that became due after the judgment. An offer has been received that is for the total amount of the judgment against the property represented by account number 024-154-000-0026 & 024-154-000-0027. The offer also includes the payment of the 2018 taxes that became delinquent after the judgment was signed. At this time we are requesting the Board to approve the resale of tax foreclosure property for the amount that has been offered.

ADMINISTRATIVE RECOMMENDATION: Administration recommends the Board of Trustees of La Porte Independent School District approve the resale of the property and authorize the Board President to execute a resale deed.

ATTACHMENTS:

Private Resale Bid Analysis
Official Bid Form- Tax Resale Property
Tax Distribution Breakdown
Resale Deed
Original Order of Sale
Statement of Accrued Costs/Fees
Tax Sale Work/Bid Sheet (2018)
Final Judgement
Certified Tax Statements
Struck off Deed

**Board of Trustees
La Porte Independent School District
La Porte, TX**

BUDGET INFORMATION: N/A

RESOURCE PERSONNEL: Rhonda Cumbie, Chief Financial Officer

RECOMMENDED MOTION: I move to approve the resale of LOT 26, IN BLOCK 985 OF THE TOWN OF LA PORTE, A SUBDIVISION IN HARRIS COUNTY, TEXAS AS SHOWN ON THE MAP OR PLAT THEREOF RECORDED IN VOLUME 1 PAGE 27 OF THE MAP RECORDS OF HARRIS COUNTY, TEXAS (HCAD ACCOUNT NUMBER 024-154-000-0026

LOT 27 & 28, IN BLOCK 985 OF THE TOWN OF LA PORTE, A SUBDIVISION IN HARRIS COUNTY, TEXAS AS SHOWN ON THE MAP OR PLAT THEREOF RECORDED IN VOLUME 1 PAGE 27 OF THE MAP RECORDS OF HARRIS COUNTY, TEXAS (HCAD ACCOUNT NUMBER 024-154-000-0027), and authorize the Board President to execute a resale deed.

PRIVATE RESALE BID ANALYSIS

Cause Number:	2014-01959	Strike Off Date:	9/4/2018
Style:	CITY OF LA PORTE vs. H. W. KIRKPATRICK, ET AL	Property Value:	\$ 20,235.00
Account Number(s):	0241540000026; 0241540000027	Minimum Bid at first sale:	\$ 11,714.51
Bid Amount:	\$ 11,714.51	Redemption Expired:	3/3/2019
Bidder Name:	Plum St, Inc.	Amount Accompanying Offer:	\$ 903.59
Total collected:	\$ 12,618.10		

Judgment Information

Tax Entity	Tax Years	Amount Due
La Porte ISD	1993-2017	\$ 4,978.98
City of La Porte	1993-2017	\$ 2,344.40
Harris County (incl. San Jac)	1998-2017	\$ 2,083.57
Total:		\$ 9,406.95

Costs

Publication Fee (Tax Sale): (Payable to Daily Court Review)	\$	175.00
Tax Master Fee: (Payable to Jose R. Lopez, II - 215th)	\$	10.00
Ad Litem Fee: (Payable to Angela Doione Johnson)	\$	900.00
Court Costs: (Payable to Marilyn Burgess include Constable sale fee)	\$	691.30
Out of County Service Fee (Payable to PBFCM)	\$	21.26
Research Fee (Payable to PBFCM)	\$	490.00
Original Deed Fee: (Payable to PBFCM)	\$	20.00
Total:	\$	2,307.56

Other Costs (paid seperately)

Resale Deed Fee: (Payable to PBFCM)	\$	22.00
Total	\$	22.00

Post Judgment Taxes (paid seperately)

Tax Entity	Tax Years	Amount Due
La Porte ISD	2018	\$ 418.79
City of La Porte	2018	\$ 215.55
Harris County (incl. San Jac)	2018	\$ 247.25
Total		\$ 881.59

Proposed Distribution

Bid Amount:	\$ 11,714.51	Costs:	\$ 2,329.56
Net Distribute:	\$ 9,384.95		

Tax Entity		Amount to Disburse	Apply to:
La Porte ISD		\$ 4,978.98	judgment amount for 1993-2017
City of La Porte		\$ 2,344.40	judgment amount for 1993-2017
HC		\$ 2,083.57	judgment amount for 1998-2017
Costs		\$ 2,329.56	Judgment costs/tax sale/ tax resale
La Porte ISD	2018	\$ 418.79	post judgment amount for 2018
City of La Porte	2018	\$ 215.55	post judgment amount for 2018
HC	2018	\$ 247.25	post judgment amount for 2018
Total:		\$ 12,618.10	

**OFFICIAL BID FORM-TAX RESALE PROPERTY
LA PORTE INDEPENDENT SCHOOL DISTRICT**

You may bid on any or all of the parcels available. Bids must be accompanied by a cashier's check for the amount required for each bid, made payable to PBFCM LLP. Please enter the amount you wish to bid, and the amount of funds accompanying each bid. The school district reserves the right to accept or reject any or all bids. No title insurance or survey will be provided. Property is being sold "as is", "where is" and "without warranty".

CAUSE NUMBER	ACCOUNT NUMBER	AMOUNT OF OFFER	Amount of Payment Accompanying Offer
2014-01959	024154000027 & 024154000026	\$11,714.51	\$905.74

By my signature below, I certify that I understand the conditions and limitations of this sale, as well as the restrictions on the use of the property as set forth in the Texas Property Tax code. I further understand that I will become immediately responsible for post-judgment taxes if I am the successful bidder on the property. I further understand that taxes increase each month and additional post-judgment taxes may be due to other tax entities as well. I agree to indemnify the school district and its attorney and agent from any action or damages arising from the purchase of this property and agree to submit any dispute to the American Arbitration Association for resolution.

Plum St. Inc.

Bidder's Name (Please Print or Type) (Name wanted on deed)


Bidder's Signature Ana Turrubiarres

8230 Hardy Elm St.

Bidder's Address (address wanted on deed)

832-445-4498

Bidder's Telephone

Spring, TX 77379

City Zip

09/04/2020

Date

****BIDDER IS AWARE THAT ALL PROPERTIES ARE SUBJECT TO POST JUDGMENT TAXES. ONCE DEED IS RECORDED, A BILL FOR ANY POST JUDGMENT TAX YEARS WILL BE SENT OUT. ****



Harris County Appraisal District



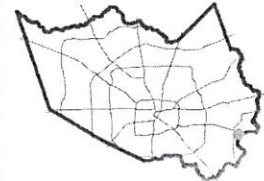
0 50 100 200 Feet

PUBLICATION DATE: 3/12/2020

Geospatial or map data maintained by the Harris County Appraisal District is for informational purposes and may not have been prepared for or be suitable for legal, engineering, or surveying purposes. It does not represent an on-the-ground survey and only represents the approximate location of property boundaries.



MAP LOCATION



FACET 6254D7

1	2	3	4	1
5	6	7	8	5
9	10	11	12	9

6254D11

201525717

014-128-078-0045

TAX DISTRIBUTION BREAKDOWN - PRIVATE RESALE -

	Amount in Judgmt		%	Amt to Distr.	Pro-Rated Amts	over/ under
La Porte ISD	\$	4,978.98	52.928739		\$ 4,978.98	\$ 0.00
		\$ 9,406.95		\$9,406.95		
City of La Porte	\$	2,344.40	24.921999		\$ 2,344.40	\$ 0.00
Harris County	\$	2,083.57	22.149262		\$ 2,083.57	\$ 0.00
TOTAL BID	\$	11,714.51				
<u>COSTS</u>						
Publication Fee - Tax Sale		\$175.00				
Publication Fee - Tax Resale		\$0.00				
Advertising Fee - Tax Sale		\$0.00				
Advertising Fee - Resale		\$0.00				
Ad-Litem Fee		\$900.00				
District Clerk		\$241.30				
Constable Fee		\$450.00				
Deed Fee - Tax Sale		\$20.00				
Deed Fee - Resale		\$0.00				
Tax Master		\$10.00				
Research Fee		\$490.00				
Out of County Service Fees		\$21.26				
City Liens	\$	-				
TOTAL COSTS		\$2,307.56				

Notice of confidentiality rights: If you are a natural person, you may remove or strike any of the following information from this instrument before it is filed for record in the public records: your social security number or your driver's license number.

(Language pursuant to Section 11.008 of the Texas Property Code)

THE STATE OF TEXAS

§

RESALE DEED

COUNTY OF HARRIS

§

§

KNOW ALL MEN BY THESE PRESENTS that the LA PORTE INDEPENDENT SCHOOL DISTRICT, CITY OF LA PORTE, HARRIS COUNTY, HARRIS COUNTY DEPARTMENT OF EDUCATION, HARRIS COUNTY FLOOD CONTROL DISTRICT, PORT OF HOUSTON AUTHORITY OF HARRIS COUNTY, HARRIS COUNTY HOSPITAL DISTRICT, and SAN JACINTO COMMUNITY COLLEGE DISTRICT, acting by and through its duly elected official ("GRANTOR") as authorized by Section 34.05, Texas Property Tax Code, for and in consideration of the sum of TEN DOLLARS AND 00/100 (\$10.00) AND OTHER GOOD AND VALUABLE CONSIDERATION, in hand paid by PLUM ST, INC. ("GRANTEE") the receipt of which is hereby acknowledged and confessed, has conveyed and quitclaimed and by these presents do convey and quitclaim unto said grantee all rights, title and interest of the LA PORTE INDEPENDENT SCHOOL DISTRICT, FOR THE USE AND BENEFIT OF ITSELF AND ALL OTHER TAXING UNITS THAT ESTABLISHED TAX LIENS IN CAUSE NO. 2014-01959, in the property herein conveyed, acquired by tax foreclosure sale heretofore held, in Cause No. 2014-01959, *CITY OF LA PORTE vs. H. W. KIRKPATRICK, ET AL*, said property being described as:

LOT 26, IN BLOCK 985 OF THE TOWN OF LA PORTE, A SUBDIVISION IN HARRIS COUNTY, TEXAS, ACCORDING TO THE MAP OR PLAT THEREOF RECORDED IN VOLUME 1, PAGE 27 OF THE MAP RECORDS OF HARRIS COUNTY, TEXAS. (HCAD #024-154-000-0026)

LOTS 27 & 28, IN BLOCK 985 OF THE TOWN OF LA PORTE, A SUBDIVISION IN HARRIS COUNTY, TEXAS, ACCORDING TO THE MAP OR PLAT THEREOF RECORDED IN VOLUME 1, PAGE 27 OF THE MAP RECORDS OF HARRIS COUNTY, TEXAS. (HCAD #024-154-000-0027)

This conveyance is made and accepted subject to the following matters to the extent that the same are in effect at this time: any and all rights of redemption, restrictions, covenants, conditions, easements, encumbrances and outstanding mineral interests, if any, relating to the hereinabove described property, but only to the extent they are still in effect, shown of record in the hereinabove mentioned County and State, and to all zoning laws, regulations and ordinances of municipal and/or other governmental authorities, if any but only to the extent that they are still in effect, relating to the hereinabove described property.

TO HAVE AND TO HOLD said premises, together with all and singular the rights, privileges and appurtenances thereto in any manner belonging unto the said PLUM ST, INC, his heirs and assigns forever, so that neither the LA PORTE INDEPENDENT SCHOOL DISTRICT, FOR THE USE AND BENEFIT OF ITSELF AND ALL OTHER TAXING UNITS THAT ESTABLISHED TAX LIENS IN CAUSE NO. 2014-01959 and any person claiming under it shall at any time hereafter have, claim or demand any right or title to the aforesaid premises or appurtenances, or any part thereof.

Grantee accept the property in "AS IS" condition, subject to any environmental

Private Resale Deed
Cause No. 2014-01959

PERDUE, BRANDON, FIELDER, COLLINS & MOTT, L.L.P.
ATTORNEYS AT LAW
1235 North Loop West
Suite 600
Houston TX 77008
(713) 862-1860 FAX:(713) 862-1429

July 20, 2018

Constable Phil Sandlin
Precinct 8, HARRIS County
7330 Spencer Highway
Pasadena, TX 77505

Re: Cause No. 2014-01959; *CITY OF LA PORTE vs. H. W. KIRKPATRICK, ET AL*

Enclosed please find an order of sale in regard to the above referenced case. Request is made that this case be set for sale on the next available tax sale date.

Attached please find a tax sale worksheet reflecting the amounts due for each entity as reflected on the attached certified tax statements. Any entities not provided for in the bid sheet are either paid in full or disclaimed their interest.

The name(s) and address (es) of the defendant(s) or the attorney for the defendant(s) is/are:

Angela Dione Johnson
Attorney Ad Litem
15201 East Freeway, Suite 104
Channelview, TX 77530

L.A. "Al" Greene, Jr.,
Attorney at Law
P.O. Box 98
Zapata, TX 78076

Rose M Ledet
7230 Ensworth Drive
Houston, TX 77016

Myra Lee
3390 Taliaferro
Beaumont, TX 77703

E.L. Doyle
P.O. Box 6242
Pasadena, TX 77506

Eleanor Norris
P.O. Box 66
Dayton, TX 77535

Leverta Mitchell
8210 Peachtree St
Houston, TX 77016

Helen Ruth Cline
9305 Highway 6
Hitchcock, TX 77563

Please send a copy of the notice of sale to the undersigned as well as to all intervenors. If you have any questions, please do not hesitate to call. Thank you for your kind assistance in this regard.

Very truly yours,

Michael Wingo

Legal Assistant

**OFFICE OF CONSTABLE
HARRIS COUNTY, TEXAS
PRECINCT 8**

Attention Taxpayers/Defendants & Attorneys:

Angela Dione Johnson
Attorney Ad Litem
15201 East Freeway, Suite 104
Channelview, TX 77530

L.A. "Al" Greene, Jr.,
Attorney At Law
P.O. Box 98
Zapata, TX 78076

Rose M Ledet
7230 Ensworth Drive
Houston, TX 77016

E.L. Doyle
P.O. Box 6242
Pasadena, TX 77506

Eleanor Norris
P.O. Box 66
Dayton, TX 77535

Leverta Mitchell
8210 Peachtree St
Houston, TX 77016

Myra Lee
3390 Taliaferro
Beaumont, TX 77703

Helen Ruth Cline
9305 Highway 6
Hitchcock, TX 77563

Linebarger, Goggan, Blair & Sampson, LLP
P.O. Box 3064
Houston, TX 77253

Daniel J. Snooks
Attorney at Law
11550 Fuqua, Suite 490
Houston, TX 77034

Re: Suit No. 2014-01959

Style of the Case: *CITY OF LA PORTE vs. H. W. KIRKPATRICK, ET AL*

Property Address: 0 S NUGENT ST, LA PORTE, TX 77571; 0 W MAIN ST, LA PORTE, TX 77571; 0 N 7TH AVE, LA PORTE, TX 77571; 0 N MAIN ST, LA PORTE, TX 77571; 0 LOBIT AVE, LA PORTE, TX 77571

Tax Account No.: 0061360000011; 0231750000003; 0232100000006; 0240870150017; 0241540000027; 0241540000026

Sale Date: September 4, 2018

Please find enclosed a Notice of Sale scheduled for publication listing the above referenced property for sale pursuant to a judgment taken in the above lawsuit. The above property will be sold for taxes on the sale date noted above to the highest bidder.

In order to prevent or cancel this sale, you must contact the undersigned Constable at (281) 479-2525 for the judgment payoff. Only payment in full of all amounts due under the judgment, and all cost of sale, by cash or cashier's check will cancel the sale. Partial payment or payment of only one taxing entity's taxes will not cancel the sale. Payment of the judgment amount will not satisfy post-judgment delinquencies, if any.

Sincerely,

Constable Phil Sandlin
Precinct 8, Harris County, Texas

By: _____, Deputy

Enclosure: Notice of Sale

ORDER OF SALE IN TAX SUIT

TR# 73503546

THE STATE OF TEXAS

TO: ANY SHERIFF OR ANY CONSTABLE WITHIN THE STATE OF TEXAS, GREETING:

WHEREAS, in the suit set forth below, Plaintiff, recovered a judgment of foreclosure on delinquent taxes, penalties, interest, costs and expenses of suit and sale, in those amounts and on the date as shown and fully set forth in such judgment, a copy of which is attached hereto and incorporated by reference;

WHEREAS, the Judgment constituted a foreclosure of the lien for taxes due to the Plaintiff upon the property described in such Judgment;

WHEREAS, the suit on which the Judgment is based is identified as follows, such judgment also providing for the recovery of all court costs and expenses of suit as shown: **Cause No. 2014-01959; CITY OF LA PORTE vs. H. W. KIRKPATRICK, ET AL.** See attached true and correct copy of judgment signed on **2nd day of May, 2018** recorded in Volume and Page Number and/or **Image No. 79798644** of the Minutes of the District Court, for the following matter; a) taxes, penalties, interest, attorney fees, abstractors' fees, attorney ad litem fees and Tax Master fee recovered by said judgment; b) description of the property foreclosed by said judgment; and c) the adjudged market value of said property as fixed in the judgment, all of which matters are incorporated herein by reference. Also see attached Bill of Costs, same being incorporated herein by reference.


THEREFORE, WITH RESPECT TO THE JUDGMENT OF PLAINTIFF(S) AND/OR INTERVENORS, YOU ARE HEREBY COMMANDED to proceed to seize, levy upon, and advertise for sale under Execution the property described in said judgment and sell the same to the highest bidder (hereinafter called "Purchaser") for cash, pursuant to Sections 34.01 and 33.50 of the Texas Property Tax Code. It is further specified herein that the property may be sold to a taxing unit that is party to the suit or to any other person, other than a person owning an interest in the property or any party to the suit that is not a taxing unit, for the adjudged value of the property as stated in the judgment or the aggregate amount of the judgments against the property, whichever is less. You are further commanded that the property may not be sold to a person owning an interest in the property or to a person who is a party to the suit other than a taxing unit unless (1) that person is the highest bidder at the tax sale, and (2) the amount bid by that person is equal to or greater than the aggregate amount of the judgment against the property, including all costs of the suit and sale. You are further commanded to make such sale subject to the right of the Defendant(s) to redeem the property pursuant to Section 34.21 of the Texas Property Tax Code; and, further, you are commanded to make to the Purchaser, or the Purchaser's designee, your Deed thereto, subject to said right of redemption. You are further commanded to place the Purchaser, or the Purchaser's designee, in possession of the property so sold in accordance with the provisions of said Judgment, attached hereto.

You are commanded to apply the proceeds of such sale to the payment of the judgment of Plaintiff, plus the interest, penalties, costs and expenses of suit, and attorney's fees as set out in said judgment, and further, there be, shall be paid to the Clerk of the District Court to be retained by said Clerk, subject to the order of said Court, in accordance with the statutes of the State of Texas.

HEREIN FAIL NOT, and make due return of this Writ within 180 days from the issuance hereof, with your endorsement thereon showing how you have executed the same.

ISSUED UNDER MY HAND and seal of Office at Houston, Texas on June 8, 2018.

Issued at the request of:
Jason L. Bailey
Perdue, Brandon, Fielder, Cobos & Mott, L.L.P.
1235 North Loop West
Suite 600
Houston, TX 77008



Chris Daniel, District Clerk, District Clerk
HARRIS County, Texas

By: [Signature]
Deputy **Leslie Charles**



CHRIS DANIEL
DISTRICT CLERK

STATEMENT OF ACCRUED COSTS/FEEES

THIS IS NOT A BILL

CITY OF LA PORTE vs KIRKPATRICK, H W (AND ALL UNKNOWN HEIRS SUCCESSORS OR

PBFCM - HOUSTON
1235 NORTH LOOP WEST 600
HOUSTON, TX 77008

Cause#: 7 - 201401959
Court: 215
Judgment Date: 5/2/2018

Issued at the Request of: PBFCM - HOUSTON

DATE	RCT/INV	ASSESSED TO/COLLECTED FROM	TYPE	ITEM DESCRIPTION	FEES/COSTS	PAID
6/7/2018	633949	PBFCM - HOUSTON	ASMT	ORDER OF SALE	\$40.00	\$0.00
6/7/2018	633949	PBFCM - HOUSTON	ASMT	ELECTRONIC FILING FEE - DCO	\$2.00	\$0.00
6/7/2018	633949	PBFCM - HOUSTON	ASMT	CONST-TAX	\$2,250.00	\$0.00
3/16/2018	589539	PBFCM - HOUSTON	ASMT	ELECTRONIC FILING FEE - DCO	\$2.00	\$0.00
2/9/2018	573130	PBFCM - HOUSTON	ASMT	ELECTRONIC FILING FEE - DCO	\$2.00	\$0.00
11/30/2017	548137	PBFCM - HOUSTON	ASMT	ELECTRONIC FILING FEE - DCO	\$2.00	\$0.00
11/28/2017	561752	PBFCM - HOUSTON	ASMT	ELECTRONIC FILING FEE - DCO	\$2.00	\$0.00
11/20/2017	573609	Johnson, A D PLLC	ASMT	ELECTRONIC FILING FEE - DCO	\$2.00	\$0.00
10/19/2017	533941	Linebarger Goggan Blair & Sampson, LLP - Houston	ASMT	ELECTRONIC FILING FEE - DCO	\$2.00	\$0.00
1/12/2017	409902	PBFCM - HOUSTON	ASMT	CITATION WITH 1 COPY	\$16.00	\$0.00
1/12/2017	409902	PBFCM - HOUSTON	ASMT	ELECTRONIC FILING FEE - DCO	\$2.00	\$0.00
1/12/2017	409902	PBFCM - HOUSTON	ASMT	CONST-PERSONAL SERVICE	\$150.00	\$0.00
11/11/2016	385273	PBFCM - HOUSTON	ASMT	ELECTRONIC FILING FEE - DCO	\$2.00	\$0.00
7/6/2016	339600	PBFCM - HOUSTON	ASMT	CITATION WITH 1 COPY	\$8.00	\$0.00
7/6/2016	339600	PBFCM - HOUSTON	ASMT	ELECTRONIC FILING FEE - DCO	\$2.00	\$0.00
7/6/2016	339600	PBFCM - HOUSTON	ASMT	CONST-PERSONAL SERVICE	\$75.00	\$0.00
6/17/2016	322057	Law	ASMT	ELECTRONIC FILING FEE - DCO	\$2.00	\$0.00
6/14/2016	333335	PBFCM - HOUSTON	ASMT	ELECTRONIC FILING FEE - DCO	\$2.00	\$0.00
6/14/2016	333566	PBFCM - HOUSTON	ASMT	ELECTRONIC FILING FEE - DCO	\$2.00	\$0.00
6/14/2016	333566	PBFCM - HOUSTON	ASMT	CITATION WITH 1 COPY	\$8.00	\$0.00
6/7/2016	328164	Law	ASMT	ELECTRONIC FILING FEE - DCO	\$2.00	\$0.00
5/4/2016	314959	Johnson, A D PLLC	ASMT	ELECTRONIC FILING FEE - DCO	\$2.00	\$2.00
2/8/2016	290364	PBFCM - HOUSTON	ASMT	ELECTRONIC FILING FEE - DCO	\$2.00	\$0.00
8/13/2015	204398	PBFCM - HOUSTON	ASMT	ELECTRONIC FILING FEE - DCO	\$2.00	\$0.00
8/13/2015	205544	PBFCM - HOUSTON	ASMT	ELECTRONIC FILING FEE - DCO	\$2.00	\$0.00
8/13/2015	205544	PBFCM - HOUSTON	ASMT	CITATION WITH 1 COPY	\$8.00	\$0.00
8/13/2015	205544	PBFCM - HOUSTON	ASMT	CONST-PERSONAL SERVICE	\$75.00	\$0.00
6/12/2015	184282	PBFCM - HOUSTON	ASMT	ELECTRONIC FILING FEE - DCO	\$2.00	\$0.00
6/3/2015	183918	PBFCM - HOUSTON	ASMT	CITATION WITH 1 COPY	\$8.00	\$0.00
6/3/2015	183918	PBFCM - HOUSTON	ASMT	ELECTRONIC FILING FEE - DCO	\$2.00	\$0.00
6/3/2015	183918	PBFCM - HOUSTON	ASMT	SERVICE COPIES	\$6.00	\$0.00
6/3/2015	183918	PBFCM - HOUSTON	ASMT	CONST-PERSONAL SERVICE	\$75.00	\$0.00
4/15/2015	165503	PBFCM - HOUSTON	ASMT	ELECTRONIC FILING FEE - DCO	\$2.00	\$0.00
4/10/2015	158497	PBFCM - HOUSTON	ASMT	ELECTRONIC FILING FEE - DCO	\$2.00	\$0.00
3/10/2015	150139	PBFCM - HOUSTON	ASMT	ELECTRONIC FILING FEE - DCO	\$2.00	\$0.00
3/4/2015	150017	PBFCM - HOUSTON	ASMT	SERVICE COPIES	\$8.00	\$0.00
3/4/2015	150017	PBFCM - HOUSTON	ASMT	CONST-PERSONAL SERVICE	\$75.00	\$0.00
3/4/2015	150017	PBFCM - HOUSTON	ASMT	ELECTRONIC FILING FEE - DCO	\$2.00	\$0.00
3/4/2015	150017	PBFCM - HOUSTON	ASMT	CITATION WITH 1 COPY	\$16.00	\$0.00
2/17/2015	143250	Al Greene	ASMT	ELECTRONIC FILING FEE - DCO	\$2.00	\$2.00
2/13/2015	139161	Law	ASMT	ELECTRONIC FILING FEE - DCO	\$2.00	\$2.00
12/18/2014	122393	PBFCM - HOUSTON	ASMT	CITATION WITH 1 COPY	\$8.00	\$0.00
12/18/2014	122393	PBFCM - HOUSTON	ASMT	CONSTABLE FEE-TAX	\$75.00	\$0.00
12/18/2014	122393	PBFCM - HOUSTON	ASMT	ELECTRONIC FILING FEE - DCO	\$2.00	\$0.00
12/12/2014	118532	Law	ASMT	ELECTRONIC FILING FEE - DCO	\$2.00	\$2.00
12/4/2014	116416	LAW OFFICE OF DANIEL J. SNOOKS	ASMT	ELECTRONIC FILING FEE - DCO	\$2.00	\$0.00
11/13/2014	109854	PBFCM - HOUSTON	ASMT	ELECTRONIC FILING FEE - DCO	\$2.00	\$0.00
11/12/2014	111133	Law	ASMT	ELECTRONIC FILING FEE - DCO	\$2.00	\$2.00
9/29/2014	97875	PBFCM - HOUSTON	ASMT	ELECTRONIC FILING FEE - DCO	\$2.00	\$0.00
6/6/2014	53832	EDWARDS, DAMON DAWAIN	ASMT	ELECTRONIC FILING FEE - STATE	\$20.00	\$0.00
6/6/2014	53832	EDWARDS, DAMON DAWAIN	ASMT	FILING INTERVENTION	\$15.00	\$0.00
6/6/2014	53832	EDWARDS, DAMON DAWAIN	ASMT	DISTRICT COURT RECORDS ARCHIVE	\$5.00	\$0.00
6/6/2014	53832	EDWARDS, DAMON DAWAIN	ASMT	ELECTRONIC FILING FEE - DCO	\$2.00	\$0.00
6/6/2014	53832	EDWARDS, DAMON DAWAIN	ASMT	SECURITY FEE	\$1.00	\$0.00
6/6/2014	53832	EDWARDS, DAMON DAWAIN	ASMT	DIST CLK RECORDS MGMT / PRES FEE	\$5.00	\$0.00
6/6/2014	53832	EDWARDS, DAMON DAWAIN	ASMT	RECORD PRESERVATION FEE	\$5.00	\$0.00


Date	Case No.	Party Name	Case Type	Description	Amount	Balance
6/6/2014	53832	EDWARDS, DAMON DAWAIN	ASMT	LEGAL SRVCS FEE-CIVIL/DIST	\$10.00	\$0.00
3/10/2014	22854	SNOOKS, DANIEL J	ASMT	LEGAL SRVCS FEE-CIVIL/DIST	\$10.00	\$0.00
3/10/2014	22854	SNOOKS, DANIEL J	ASMT	RECORD PRESERVATION FEE	\$5.00	\$0.00
3/10/2014	22854	SNOOKS, DANIEL J	ASMT	SECURITY FEE	\$1.00	\$0.00
3/10/2014	22854	SNOOKS, DANIEL J	ASMT	DIST CLK RECORDS MGMT / PRES FEE	\$5.00	\$0.00
3/10/2014	22854	SNOOKS, DANIEL J	ASMT	DISTRICT COURT RECORDS ARCHIVE	\$5.00	\$0.00
3/10/2014	22854	SNOOKS, DANIEL J	ASMT	FILING INTERVENTION	\$15.00	\$0.00
3/10/2014	22854	SNOOKS, DANIEL J	ASMT	ELECTRONIC FILING FEE - STATE	\$20.00	\$0.00
3/10/2014	22854	SNOOKS, DANIEL J	ASMT	ELECTRONIC FILING FEE - DCO	\$2.00	\$0.00
1/16/2014	6270	BAILEY, JASON L.	ASMT	FILING NEW CASE	\$50.00	\$0.00
1/16/2014	6270	BAILEY, JASON L.	ASMT	CITATION WITH 1 COPY	\$16.00	\$0.00
1/16/2014	6270	BAILEY, JASON L.	ASMT	DISTRICT COURT RECORDS ARCHIVE	\$5.00	\$0.00
1/16/2014	6270	BAILEY, JASON L.	ASMT	DIGITAL REC PRESERVATION FEE	\$10.00	\$0.00
1/16/2014	6270	BAILEY, JASON L.	ASMT	ELECTRONIC FILING FEE - STATE	\$20.00	\$0.00
1/16/2014	6270	BAILEY, JASON L.	ASMT	DIST CLK RECORDS MGMT / PRES FEE	\$5.00	\$0.00
1/16/2014	6270	BAILEY, JASON L.	ASMT	RECORD PRESERVATION FEE	\$5.00	\$0.00
1/16/2014	6270	BAILEY, JASON L.	ASMT	CONSTABLE FEE-TAX	\$150.00	\$0.00
1/16/2014	6270	BAILEY, JASON L.	ASMT	SERVICE COPIES	\$5.50	\$0.00
1/16/2014	6270	BAILEY, JASON L.	ASMT	ELECTRONIC FILING FEE - DCO	\$2.00	\$0.00
1/16/2014	6270	BAILEY, JASON L.	ASMT	SECURITY SERVICE FEE	\$5.00	\$0.00
1/16/2014	6270	BAILEY, JASON L.	ASMT	SUPPORT OF JUDICIARY FEE	\$42.00	\$0.00
1/16/2014	6270	BAILEY, JASON L.	ASMT	JUDICIAL FILING FEE - CIVIL	\$50.00	\$0.00
1/16/2014	6270	BAILEY, JASON L.	ASMT	LEGAL SRVCS FEE-CIVIL/DIST	\$10.00	\$0.00
TOTAL ALL FEES:					\$3,466.50	\$10.00
BALANCE DUE ALL FEES:					\$3,456.50	

Summary	Costs	Paid	Due
Al Greene	\$2.00	\$2.00	\$0.00
BAILEY, JASON L. P	\$375.50	\$0.00	\$375.50
EDWARDS, DAMON DAWAIN P	\$63.00	\$0.00	\$63.00
Johnson, A D PLLC D	\$4.00	\$2.00	\$2.00
Law P	\$10.00	\$6.00	\$4.00
LAW OFFICE OF DANIEL J. SNOOKS P	\$2.00	\$0.00	\$2.00
Linebarger Goggan Blair & Sampson, LLP - Houston P	\$2.00	\$0.00	\$2.00
PBFCM - HOUSTON P	\$2,945.00	\$0.00	\$2,945.00
SNOOKS, DANIEL J P	\$63.00	\$0.00	\$63.00
Statement Totals:		\$10.00	\$3,456.50

TAXABLE COST NOT ASSESSED BY DISTRICT CLERK'S OFFICE
 TAX MASTER FEE: \$50.00 PAYABLE TO: Jose Lopez
 AD LITEM FEE: \$4,500.00
 PAYABLE TO: JOHNSON, ANGELA DIONE
 Plaintiff's Recoverable Costs: \$3,377.00

MONEY DUE to CHRIS DANIEL DISTRICT CLERK \$3,456.50

CHRIS DANIEL Prepared by: LESLIE CHARLES



DEPUTY.

(713) - 755-7300
 6/8/2018

TAX SALE WORK/ BIDSHEET (2018)

Cause No.:	2014-01959	Sale Date:	September 4, 2018
Style:	CITY OF LA PORTE vs. H. W. KIRKPATRICK, ET AL	Precinct:	Precinct 8
Court No.:	215TH	Minimum Bid: (Public)	\$11,714.51
Judgment Date:	May 2, 2018	Minimum Bid: (Defendant)	\$11,694.51
Tax Account No.:	0241540000026; 0241540000027	Adjudged Value:	\$20,235.00
Property Situs:	0 LOBIT AVE, LA PORTE, TX 77571	SOLD FOR:	\$

COSTS: TRACTS 5 & 6	Total Amount Due:	Total Amount Collected:	Auditor Check #	Payable To:
Publication Fees	\$175.00			Daily Court Review
Recording Fee	\$20.00			Perdue, Brandon, et al
Ad Litem Fees	\$900.00 (1/5)			Angela Dione Johnson
Court Costs	\$241.30 (1/5)			Harris County District Clerk
Constable Fee	\$450.00			Phil Sandlin
Tax Master Fee	\$10.00 (1/5)			Jose Lopez II
Out of County Fee	\$21.26 (1/5)			Perdue, Brandon, et al
Research Fees	\$490.00 (1/5)			Perdue, Brandon, et al
TOTAL:	\$2,307.56			

TAXES:	Judgment Years:	Judgment Amount Due:	Total Amount Collected Paid By Auditor:	Auditor Check #	Payable To:
LA PORTE ISD	1993-2017	\$4,978.98			LA PORTE ISD c/o Perdue, Brandon, et al
CITY OF LA PORTE	1993-2017	\$2,344.40			CITY OF LA PORTE LINEBARGER, GOGGAN, BLAIR & SAMPSON, LLP
HARRIS COUNTY	1998-2017	\$2,083.57			HARRIS COUNTY c/o LINEBARGER, GOGGAN, BLAIR & SAMPSON, LLP
Buyer Overpayment		\$			
Excess Proceeds			\$		
TOTAL DISBURSED:			\$		

Constable Phil Sandlin Precinct 8

RECEIPT NO.: _____

HARRIS COUNTY, TEXAS
COUNTY AUDITOR

BY: _____

UNIT# _____

DATE: _____

BID SHEET PREPARED BY PERDUE, BRANDON, FIELDER, COLLINS & MOTT LLP
ALL SALES SUBJECT TO POST JUDGEMENT TAXES

NO. 2014-01959

FILED

Chris Daniel
District Clerk

MAR 16 2018

Time:

By: Harris County, Texas
Deputy

CITY OF LA PORTE

§ IN THE DISTRICT COURT OF
Shannon North-Gonzalez

VS.

§ HARRIS COUNTY, TEXAS

H. W. KIRKPATRICK, ET AL

§ 295TH JUDICIAL DISTRICT

Handwritten notes:
f.13
SA
SA
SMPX

FINAL JUDGMENT

On the 16th day of March, 2018, this cause being called in its regular order, came the Plaintiff Taxing Units(s) whether Plaintiff(s), Intervenor(s) or Impleaded Plaintiff(s), as follows:

LA PORTE INDEPENDENT SCHOOL DISTRICT (LA PORTE ISD)

SAN JACINTO COMMUNITY COLLEGE DISTRICT (SJCCD)

CITY OF LA PORTE

HARRIS COUNTY for itself and for the other county wide taxing authorities named herein below (hereinafter HARRIS COUNTY)

Harris County collects on behalf of itself and certain county-wide taxing authorities which are the Harris County Department of Education, the Port of Houston Authority of Harris County, the Harris County Flood Control District, and the Harris County Hospital District, all of which are included within the references to Harris County made herein.

The Defendant(s) are as follows:

²³⁻¹
2-1 HAROLD W. KIRKPATRICK, In Rem Only, INDIVIDUALLY AND AS HEIR TO H. W. KIRKPATRICK, has previously filed a written answer in this cause and has been given notice of the trial date and who has ~~appeared~~/failed to appear in court.

⁵⁻¹
KITTIE BELLE KIRKPATRICK AND ALL UNKNOWN HEIRS, SUCCESSORS OR ASSIGNS, OR OTHER UNKNOWN OWNERS, ADVERSE CLAIMANTS OWNING OR CLAIMING ANY LEGAL OR EQUITABLE INTEREST IN AND TO SUCH PROPERTY, who was served by posting and has filed an answer through a court appointed attorney and was given notice of the trial date.

²⁴⁻¹
ROSE M LEDET, In Rem Only, AN HEIR TO DEFENDANTS ELI MITCHELL AND LEVERTA MITCHELL, has previously filed a written answer in this cause and has been given notice of the trial date and who has ~~appeared~~/failed to appear in court.

CAUSE NO. 2014-01959

Page 1 of 10

RECORDER'S MEMORANDUM
This instrument is of poor quality
at the time of imaging

21-1

MYRA LEE INDIVIDUALLY AND AS HEIR TO LEVERTA MITCHELL, though duly served with process failed to appear and answer in this suit, and wholly made default.

2-1

H. W. KIRKPATRICK AND ALL UNKNOWN HEIRS, SUCCESSORS OR ASSIGNS, OR OTHER UNKNOWN OWNERS, ADVERSE CLAIMANTS OWNING OR CLAIMING ANY LEGAL OR EQUITABLE INTEREST IN AND TO SUCH PROPERTY, who was served by posting and has filed an answer through a court appointed attorney and was given notice of the trial date.

4-1

ELI MITCHELL, who was served by posting and has filed an answer through a court appointed attorney and was given notice of the trial date.

7-1

LEVERTA MITCHELL, who was served by posting and has filed an answer through a court appointed attorney and was given notice of the trial date.

8-1

DOROTHY E. PERKINS AND ALL UNKNOWN HEIRS, SUCCESSORS OR ASSIGNS, OR OTHER UNKNOWN OWNERS, ADVERSE CLAIMANTS OWNING OR CLAIMING ANY LEGAL OR EQUITABLE INTEREST IN AND TO SUCH PROPERTY, who was served by posting and has filed an answer through a court appointed attorney and was given notice of the trial date.

9-1

PAUL A. NORRIS AND ALL UNKNOWN HEIRS, SUCCESSORS OR ASSIGNS, OR OTHER UNKNOWN OWNERS, ADVERSE CLAIMANTS OWNING OR CLAIMING ANY LEGAL OR EQUITABLE INTEREST IN AND TO SUCH PROPERTY, who was served by posting and has filed an answer through a court appointed attorney and was given notice of the trial date.

10-1

ELEANOR NORRIS AND ALL UNKNOWN HEIRS, SUCCESSORS OR ASSIGNS, OR OTHER UNKNOWN OWNERS, ADVERSE CLAIMANTS OWNING OR CLAIMING ANY LEGAL OR EQUITABLE INTEREST IN AND TO SUCH PROPERTY, who was served by posting and has filed an answer through a court appointed attorney and was given notice of the trial date.

11-1

A. C. HAMILTON AND ALL UNKNOWN HEIRS, SUCCESSORS OR ASSIGNS, OR OTHER UNKNOWN OWNERS, ADVERSE CLAIMANTS OWNING OR CLAIMING ANY LEGAL OR EQUITABLE INTEREST IN AND TO SUCH PROPERTY, who was served by posting and has filed an answer through a court appointed attorney and was given notice of the trial date.

12-1

FREDERICK EARNEST JONES JR. AND ALL UNKNOWN HEIRS, SUCCESSORS OR ASSIGNS, OR OTHER UNKNOWN OWNERS, ADVERSE CLAIMANTS OWNING OR CLAIMING ANY LEGAL OR EQUITABLE INTEREST IN AND TO SUCH PROPERTY, who was served by posting and has filed an answer through a court appointed attorney and was given notice of the trial date.

13-1
SIDONIA JONES AND ALL UNKNOWN HEIRS, SUCCESSORS OR ASSIGNS, OR OTHER UNKNOWN OWNERS, ADVERSE CLAIMANTS OWNING OR CLAIMING ANY LEGAL OR EQUITABLE INTEREST IN AND TO SUCH PROPERTY, who was served by posting and has filed an answer through a court appointed attorney and was given notice of the trial date.

14-1
MARY E. GRIMES AND ALL UNKNOWN HEIRS, SUCCESSORS OR ASSIGNS, OR OTHER UNKNOWN OWNERS, ADVERSE CLAIMANTS OWNING OR CLAIMING ANY LEGAL OR EQUITABLE INTEREST IN AND TO SUCH PROPERTY, who was served by posting and has filed an answer through a court appointed attorney and was given notice of the trial date.

All matters of controversy, both of fact and of law, were submitted to the Court. The Court, after considering the pleadings, evidence, and arguments of counsel, grants judgment as follows;

IT IS ORDERED that the Plaintiff Taxing Unit(s) shall not be granted any monetary relief against any defendant identified above IN REM ONLY.

IT IS ORDERED that the Plaintiff Taxing Unit(s) recover of and from the Defendant(s), as indicated above, the total sum of money set out below, which claims are secured by tax liens against the property described as follows:

TRACT 1: LOT 11 IN BLOCK 46 IN BAYFRONT ADDITION TO THE TOWN OF LA PORTE, HARRIS COUNTY, TEXAS, ACCORDING TO THE MAP AND PLAT THEREOF RECORDED IN VOLUME 1 PAGE 53, OF THE MAP AND PLAT RECORDS OF HARRIS COUNTY, TEXAS.

Account: 006136000011 Adjudged Market Value: \$7,617.00

TRACT 2: LOT 3, IN BLOCK 38 OF THE TOWN OF LA PORTE, A SUBDIVISION IN HARRIS COUNTY, TEXAS, ACCORDING TO THE MAP OR PLAT THEREOF RECORDED IN VOLUME 57, PAGE 320 OF THE DEED RECORDS OF HARRIS COUNTY, TEXAS.

Account: 023175000003 Adjudged Market Value: \$18,750.00

TRACT 3: LOT 6, IN BLOCK 91 OF THE TOWN OF LA PORTE, A SUBDIVISION IN HARRIS COUNTY, TEXAS, ACCORDING TO THE MAP OR PLAT THEREOF RECORDED IN VOLUME 8, PAGE 16 OF THE MAP RECORDS OF HARRIS COUNTY, TEXAS.

Account: 023210000006 Adjudged Market Value: \$5,000.00

TRACT 4: LOT 17, BLOCK 715, TOWNSITE OF LA PORTE, AS RECORDED IN VOLUME 58, PAGE 462, DEED RECORDS OF HARRIS COUNTY. TEXAS SAVE AND EXCEPT THE PORTIONS THEREOF CONVEYED TO STATE OF TEXAS AND THE CITY OF LA PORTE IN DEEDS RECORDED IN THE REAL PROPERTY RECORDS OF HARRIS COUNTY, TEXAS UNDER CLERK'S FILE NUMBERS D280583 & E496159.

Account: 0240870150017 Adjudged Market Value: \$5,038.00

TRACT 5: LOTS 27 & 28, IN BLOCK 985 OF THE TOWN OF LA PORTE, A SUBDIVISION IN HARRIS COUNTY, TEXAS, ACCORDING TO THE MAP OR PLAT THEREOF RECORDED IN VOLUME 1, PAGE 27 OF THE MAP RECORDS OF HARRIS COUNTY, TEXAS.

Account: 0241540000027 Adjudged Market Value: \$11,563.00

TRACT 6: LOT 26, IN BLOCK 985 OF THE TOWN OF LA PORTE, A SUBDIVISION IN HARRIS COUNTY, TEXAS, ACCORDING TO THE MAP OR PLAT THEREOF RECORDED IN VOLUME 1, PAGE 27 OF THE MAP RECORDS OF HARRIS COUNTY, TEXAS.

Account: 0241540000026 Adjudged Market Value: \$8,672.00

TRACT 1

	Tax Years	Delinquent Base Tax	Penalty & Interest	33.48 Atty's Fee	Title Research	Total
LA PORTE ISD	1993-2017	\$1,513.71	\$2,428.38	\$0.00	\$0.00	\$3,942.09
CITY OF LA PORTE	1993-2017	\$736.45	\$849.16	\$262.68	\$0.00	\$1,878.29
HARRIS COUNTY	1994-2017	\$650.20	\$979.26	\$7.92	\$0.00	\$1,637.38
SJCCD	1994-2017	\$164.81	\$222.52	\$4.58	\$0.00	\$391.91

In addition to above amounts, the master also finds the Plaintiff CITY OF LA PORTE, recover special assessment lien in the amount of **\$11,978.00.**

TRACT 2

	Tax Years	Delinquent Base Tax	Penalty & Interest	33.48 Atty's Fee	Title Research	Total
LA PORTE ISD	1993-2017	\$2,262.18	\$3,520.00	\$0.00	\$0.00	\$5,782.18
CITY OF LA PORTE	1993-2017	\$1,086.37	\$1,215.34	\$408.86	\$0.00	\$2,710.57
HARRIS COUNTY	1994-2017	\$951.97	\$1,358.86	\$19.48	\$0.00	\$2,330.31
SJCCD	1994-2017	\$239.28	\$291.26	\$10.35	\$0.00	\$540.89

TRACT 3

	Tax Years	Delinquent Base Tax	Penalty & Interest	33.48 Atty's Fee	Title Research	Total
LA PORTE ISD	1993-2017	\$1,495.63	\$2,909.13	\$0.00	\$0.00	\$4,404.76
CITY OF LA PORTE	1993-2017	\$717.28	\$1,042.34	\$308.44	\$0.00	\$2,068.06
HARRIS COUNTY	1994-2017	\$621.44	\$1,127.28	\$5.19	\$0.00	\$1,753.91
SJCCD	1994-2017	\$148.15	\$234.97	\$6.09	\$0.00	\$389.21

In addition to above amounts, the master also finds the Plaintiff CITY OF LA PORTE, recover special assessment lien in the amount of **\$252.80**.

TRACT 4

	Tax Years	Delinquent Base Tax	Penalty & Interest	33.48 Atty's Fee	Title Research	Total
LA PORTE ISD	1996-2017	\$912.91	\$1,267.09	\$0.00	\$0.00	\$2,180.00
CITY OF LA PORTE	1996-2017	\$442.96	\$428.90	\$164.13	\$0.00	\$1,035.99
HARRIS COUNTY	1997-2017	\$391.02	\$507.74	\$5.22	\$0.00	\$903.98
SJCCD	1997-2017	\$101.97	\$120.88	\$1.51	\$0.00	\$224.36

TRACT 5

	Tax Years	Delinquent Base Tax	Penalty & Interest	33.48 Atty's Fee	Title Research	Total
LA PORTE ISD	1993-2017	\$1,390.67	\$2,530.48	\$0.00	\$0.00	\$3,921.15
CITY OF LA PORTE	1993-2017	\$661.31	\$876.27	\$282.46	\$0.00	\$1,820.04
HARRIS COUNTY	1994-2017	\$575.61	\$965.15	\$12.00	\$0.00	\$1,552.76
SJCCD	1994-2017	\$138.49	\$198.77	\$7.21	\$0.00	\$344.47

TRACT 6

	Tax Years	Delinquent Base Tax	Penalty & Interest	33.48 Atty's Fee	Title Research	Total
LA PORTE ISD	2005-2017	\$469.28	\$424.02	\$0.00	\$0.00	\$893.30
CITY OF LA PORTE	2005-2017	\$236.81	\$200.67	\$10.07	\$0.00	\$447.55
HARRIS COUNTY	2005-2017	\$212.36	\$141.14	\$38.49	\$0.00	\$391.99
SJCCD	2005-2017	\$58.71	\$37.19	\$10.29	\$0.00	\$106.19

After consideration of all matters of record in the cause, the Court is of the opinion and finds that an answer properly pleads the affirmative defense of Statute of Limitations and the Plaintiff(s) should not be granted any relief as to tax years 1990-1992 which are barred by the Statute of Limitations.

IT IS THEREFORE ORDERED, ADJUDGED, AND DECREED that the Plaintiff taxing

units, do have and recover from the Defendant(s), as indicated above, the total sum of money due for taxes, penalties, interest, and attorney fees with penalty and interest continuing to accrue at the rates set forth in Tex. Prop. Tax Code Sec. 33.01 from the date of trial until paid or sold, plus all costs of court, for which let execution issue.

The Court finds that ANGELA DIONE JOHNSON, appointed to act as attorney ad litem for Defendants cited by posting, filed a due diligence affidavit, exhibited reasonable due diligence, and satisfactory fulfilled the ad litem's duties. It is therefore ordered that the attorney ad litem is hereby awarded the sum of \$ 4,500 - as attorney's fees, such sum to be taxed as court costs herein, and said ad litem is hereby discharged from further representation on behalf of Defendants.

IT IS ORDERED that certain cost incurred by Perdue, Brandon, Fielder, Collins & Mott, L.L.P. as attorneys for certain Plaintiff Taxing Unit(s) in this matter for service of process and filing fees in the amount of \$106.31 be recovered from the Defendant(s), for which let execution issue.

IT IS ORDERED that research fees incurred herein by PERDUE, BRANDON, FIELDER, COLLINS, & MOTT, LLP, attorneys for certain Plaintiff Taxing Unit(s), for determining the name, identity and location of necessary parties and in procuring the legal description of the subject property in the amount of \$2,450.00 be paid by the Defendant(s), for which let execution issue.

IT IS ORDERED that the Plaintiff Taxing Unit(s) do have and recover from the Defendant(s) all court costs that have been and will be incurred in the prosecution of this cause. All costs of court shall be paid by the Defendant(s), for which let execution issue.

IT IS ORDERED that JOSE R. LOPEZ II, Tax Master, be awarded \$50.00 as a Tax Master

Fee and that such amount be taxed as costs in this case.

IT IS ORDERED that Plaintiff Taxing Unit(s) are allowed all such writs and processes as may be necessary in the enforcement and collection of the judgment.

IT IS ORDERED that Plaintiff Taxing Unit(s) shall have foreclosure of said tax lien(s) on each of said tracts of land against the Defendant(s) or and person(s) claiming under said Defendant(s) by any right, title or interest acquired during the pendency of this suit. Further, said property is ORDERED SOLD in execution of this judgment.

IT IS ORDERED that the clerk of this court shall issue a writ of possession as authorized by law, to the purchaser at the foreclosure sale or his heir(s), executor(s), administrator(s) or assigns pursuant to the Texas Property Tax Code.

IT IS ORDERED that for all the above recovery, let execution issue.

IT IS ORDERED that all parties named in any pleadings filed by any party and not included in the judgment, and any property set out in previous pleadings but not included in this judgment, are hereby dismissed without prejudice to the right to refile their claims. Any other relief previously requested and not herein granted is expressly denied. This judgment finally disposes of all parties and all claims and is appealable.


Signed this the 2nd day of May, 2018.

Caroline Baker
JUDGE PRESIDING

APPROVED AS TO FORM & SUBSTANCE

APPROVED BY:

PERDUE, BRANDON, FIELDER,
COLLINS & MOTT, L.L.P.




Email Address - PBFCM-Houston@pbfc.com

JASON L. BAILEY / SBOT # 00790253
R. GREGORY EAST / SBOT # 24007138
OTILIA R. GONZALES / SBOT # 24010360
YOLANDA M. HUMPHREY / SBOT # 24009764
LESLIE M. SCHKADE / SBOT # 24049813
OWEN M. SONIK / SBOT # 18847250
ELIZABETH WIBHLE-WANG / SBOT # 24075276
GLEN THOMAS AUSTIN, JR. / BAR # 24092061
1235 NORTH LOOP WEST, SUITE 600
HOUSTON, TEXAS 77008
(713) 862-1860 (713) 862-1429 FAX


LINEBARGER, GOGGAN, BLAIR
& SAMPSON, LLP

BY



PANKAJ R. PARMAR / SBOT #00792098
HERBERT STONE / SBOT #24041980
ANGELICA M. HERNANDEZ / SBOT #00797872
VICTORIA VONDER HAAR / SBOT 24028102
DAMON D. EDWARDS / SBOT #24027156 ✓
4828 LOOP CENTRAL DRIVE, STE 600
HOUSTON, TEXAS 77081
(713) 844-3400 (713) 844-3501 FAX

LAW OFFICE OF DANIEL J. SNOOKS

BY: 

DANIEL J. SNOOKS / BAR NUMBER #18808000
11550 FUQUA, SUITE 490
HOUSTON, TX 77034
(281) 484-8400 (281) 484-2860 FAX

ATTORNEY AD LITEM

BY: 

ANGELA DION JOHNSON / SBOT #24004721
15201 EAST FREEWAY, SUITE 104
CHANNELVIEW, TX 77530
(281) 452-6500 (281) 452-6505 FAX

APPROVED AS TO
FORM ONLY

L.A. "AL" GREENE, JR., ATTORNEY AT LAW

BY:

L.A. "AL" GREENE, JR. / SBOT #8097000
P.O. BOX 98
ZAPATA, TX 78076
(713) 302-0535 (713) 481-0511 FAX

ROSE M LEDET

BY:

ROSE M LEDET, PRO-SE
7230 ENSWORTH DRIVE
HOUSTON, TX 77016

NO. 2014-01959

CITY OF LA PORTE

§ IN THE 215TH DISTRICT COURT

VS.

§
§ IN AND FOR

H. W. KIRKPATRICK, ET AL

§
§ HARRIS COUNTY, TEXAS


CERTIFICATE OF LAST KNOWN MAILING ADDRESS

The undersigned, as Attorney for the Plaintiff in the above numbered and entitled cause, does hereby certify that the last known mailing address of the party against whom judgment is taken is:

MYRA LEE
INDIVIDUALLY AND AS HEIR TO LEVERTA MITCHELL
3390 TALIAFERRO
BEAUMONT, TX 77703

Witness my hand the 16th day of March, 2018

PERDUE, BRANDON, FIELDER, COLLINS & MOTT, L.L.P.
ATTORNEYS AT LAW
1235 North Loop West
Suite 600
Houston, TX 77008
(713) 862-1860 FAX:(713) 862-1429

BY 


Email Address - PBFCM-Houston@pbfc.com
JASON L. BAILEY / SBOT # 00790253
R. GREGORY EAST / SBOT # 24007138
OTILIA R. GONZALES / SBOT # 24010360
YOLANDA M. HUMPHREY / SBOT # 24009764
LESLIE M. SCHKADE / SBOT # 24049813
OWEN M. SONIK / SBOT # 18847250
ELIZABETH WIEHLE-WANG / SBOT # 24075276
GLEN THOMAS AUSTIN, JR. / BAR # 24092061

File #: 140015

CERTIFICATE OF SERVICE

This instrument was served in accordance with Rule 21 and 21a of the Texas Rules of Civil

Procedure on this 16 day of MARCH, 2018.



Email Address - PBFCM-Houston@pbfc.com
JASON L. BAILEY / SBOT # 00790253
R. GREGORY EAST / SBOT # 24007138
OTILIA R. GONZALES / SBOT # 24010360
YOLANDA M. HUMPHREY / SBOT # 24009764
LESLIE M. SCHKADE / SBOT # 24049813
OWEN M. SONIK / SBOT # 18847250
ELIZABETH WIEHLE-WANG / SBOT # 24075276
GLEN THOMAS AUSTIN, JR. / BAR # 24092061

CC: ANGELA DIONE JOHNSON Attorney for A. C. HAMILTON; DOROTHY E. PERKINS; ELEANOR NORRIS; ELI MITCHELL; FREDERICK EARNEST JONES JR.; H. W. KIRKPATRICK; KITTIE BELLE KIRKPATRICK; LEVERTA MITCHELL; MARY E. GRIMES; PAUL A. NORRIS; SIDONIA JONES - DEFENDANT

THE A.D. JOHNSON LAW FIRM, PLLC
15201 EAST FREEWAY, SUITE 104
CHANNELVIEW, TX 77530
BY FAX: (281) 452-6505

CC: L.A. "AL" GREENE, JR. Attorney for HAROLD W. KIRKPATRICK - DEFENDANT

L.A. "AL" GREENE, JR., ATTORNEY AT LAW
ZAPATA, TX 78076
BY FAX: (713) 481-0511

CC: ROSE M LEDET - Pro Se Answer - DEFENDANT
7230 ENSWORTH DRIVE
HOUSTON, TX 77016
DKey:1485-140015-15/ BY REGULAR MAIL

CC: MYRA LEE - DEFENDANT
3390 TALIAFERRO
BEAUMONT, TX 77703
DKey:1485-140015-14/ BY REGULAR MAIL

NO. 2014-01959

CITY OF LA PORTE

§ IN THE 215TH DISTRICT COURT

VS.

§ IN AND FOR

H. W. KIRKPATRICK, ET AL

§ HARRIS COUNTY, TEXAS


CERTIFICATION OF DELINQUENT TAX RECORDS

My name is Charlene Piggott. I am the Tax Assessor - Collector for the following tax units located in HARRIS County, Texas. I collect the property taxes for LA PORTE INDEPENDENT SCHOOL DISTRICT, referred to below as "Tax Units".

I certify that the attached delinquent tax roll statement is a true and correct copy of the entries showing the property, its appraised value, and the amount of tax, penalties, and interest imposed on the property as such entries appear on the Tax Units' delinquent tax roll.

Signed this the 13th day of June, 2018.

Charlene Piggott, Tax Collector for
LA PORTE INDEPENDENT SCHOOL DISTRICT



By Charlene Piggott

Tax Collector

Deputy

Tax Statement

TAX SERVICES

PO BOX 2805
BAYTOWN, TX 77522-2805
Telephone: (281) 420-4845

CURRENT OWNER
ADDRESS UNKNOWN
, 77506-0242

Taxpayer ID: 282

IF YOU ARE 65 YEARS OF AGE OR OLDER OR ARE DISABLED AND YOU OCCUPY THE PROPERTY DESCRIBED IN THIS DOCUMENT AS YOUR RESIDENCE HOMESTEAD, YOU SHOULD CONTACT THE APPRAISAL DISTRICT REGARDING ANY ENTITLEMENT YOU MAY HAVE TO A POSTPONEMENT IN THE PAYMENT OF THESE TAXES.

Cause No:	2014-01959	Date Filed:	1/7/2014
File No:	140015		
Style:	CITY OF LA PORTE vs. H. W. KIRKPATRICK, ET AL		
Court:	215TH DISTRICT COURT	County:	HARRIS
Judgment Date:	5/2/2018	TW - Ordered:	Order Of Sale:
Non-Suit:		TW - Complete:	
Notice Of Dismissal:		Pre-Suit Letter:	6/13/2016

Cause Number	Tax Year	Tax Due	Paid	Total Due
LA PORTE INDEPENDENT SCHOOL DISTRICT				
Legal: LTS 27 & 28 BLK 985 LA PORTE				
GEO Code: 0241540000027 Client Property Code:				
2014-01959	1993	\$47.74	\$176.26	\$224.00
2014-01959	1994	\$48.36	\$171.88	\$220.24
2014-01959	1995	\$48.36	\$165.20	\$213.56
2014-01959	1996	\$48.36	\$158.52	\$206.88
2014-01959	1997	\$49.91	\$156.72	\$206.63
2014-01959	1998	\$49.91	\$149.83	\$199.74
2014-01959	1999	\$51.15	\$146.49	\$197.64
2014-01959	2000	\$50.53	\$137.75	\$188.28
2014-01959	2001	\$50.53	\$130.77	\$181.30
2014-01959	2002	\$52.08	\$135.41	\$187.49
2014-01959	2003	\$52.08	\$127.91	\$179.99
2014-01959	2004	\$53.74	\$124.24	\$177.98
2014-01959	2005	\$54.17	\$117.44	\$171.61
2014-01959	2006	\$51.09	\$103.41	\$154.50
2014-01959	2007	\$40.78	\$76.66	\$117.44
2014-01959	2008	\$41.41	\$71.88	\$113.29
2014-01959	2009	\$41.41	\$65.93	\$107.34
2014-01959	2010	\$41.41	\$59.97	\$101.38
2014-01959	2011	\$42.34	\$55.21	\$97.55
2014-01959	2012	\$41.56	\$48.21	\$89.77

2014-01959	2013	\$41.56	\$42.22	\$83.78
2014-01959	2014	\$45.31	\$39.51	\$84.82
2014-01959	2015	\$45.31	\$32.99	\$78.30
2014-01959	2016	\$142.00	\$82.93	\$224.93
2014-01959	2017	\$159.57	\$70.21	\$229.78

Property: 0241540000027 Subtotal -->	\$4,038.22
--------------------------------------	------------

Legal: LT 26 BLK 985 LA PORTE GEO Code: 0241540000026	Client Property Code:
--	-----------------------

2014-01959	2005	\$27.08	\$58.71	\$85.79
2014-01959	2006	\$25.54	\$51.69	\$77.23
2014-01959	2007	\$20.38	\$38.31	\$58.69
2014-01959	2008	\$20.70	\$35.94	\$56.64
2014-01959	2009	\$20.70	\$32.95	\$53.65
2014-01959	2010	\$20.70	\$29.98	\$50.68
2014-01959	2011	\$21.17	\$27.61	\$48.78
2014-01959	2012	\$20.77	\$24.10	\$44.87
2014-01959	2013	\$20.77	\$21.10	\$41.87
2014-01959	2014	\$22.65	\$19.75	\$42.40
2014-01959	2015	\$22.65	\$16.49	\$39.14
2014-01959	2016	\$106.50	\$62.20	\$168.70
2014-01959	2017	\$119.67	\$52.65	\$172.32

Property: 0241540000026 Subtotal -->	\$940.76
--------------------------------------	----------

LA PORTE INDEPENDENT SCHOOL DISTRICT TOTAL -->	\$4,978.98
--	------------

Total If Paid By 9/30/2018 **\$4,978.98**

Total if paid by Wednesday, October 31, 2018	\$5,001.09
Total if paid by Friday, November 30, 2018	\$5,023.15



Goose Creek CISD Tax Office
 P.O. BOX 2805
 4544 1-10 EAST
 BAYTOWN, TX 77521
 (281)-420-4845 Toll Free 1-866-711-4845

Certified Tax Statement


Property Account Number:
024154000027

Statement Date: 09/06/2018
 Owner: CLINE HELEN RUTH
 Mailing Address: 9305 HIGHWAY 6
 HITCHCOCK TX 77563-4554

Property Location: 0000000 LOBIT AVE
 Acres: 0.1435
 Legal: LTS 27 & 28 BLK.985
 LA PORTE

YEAR	TAXING ENTITIES	BASE TAX	P & I	COLL PEN	TOTAL DUE	DELQ DATE
2017	City of La Porte	\$82.10	\$16.42	\$19.70	\$118.22	02/01/2018
	2017 Subtotals	\$82.10	\$16.42	\$19.70	\$118.22	
2016	City of La Porte	\$71.00	\$22.72	\$18.74	\$112.46	02/01/2017
	2016 Subtotals	\$71.00	\$22.72	\$18.74	\$112.46	
2015	City of La Porte	\$22.19	\$9.76	\$6.39	\$38.34	02/01/2016
	2015 Subtotals	\$22.19	\$9.76	\$6.39	\$38.34	
2014	City of La Porte	\$22.19	\$12.42	\$6.92	\$41.53	02/01/2015
	2014 Subtotals	\$22.19	\$12.42	\$6.92	\$41.53	
2013	City of La Porte	\$22.19	\$15.09	\$7.46	\$44.74	02/01/2014
	2013 Subtotals	\$22.19	\$15.09	\$7.46	\$44.74	
2012	City of La Porte	\$22.19	\$17.75	\$7.99	\$47.93	02/01/2013
	2012 Subtotals	\$22.19	\$17.75	\$7.99	\$47.93	
2011	City of La Porte	\$22.19	\$20.41	\$8.52	\$51.12	02/01/2012
	2011 Subtotals	\$22.19	\$20.41	\$8.52	\$51.12	
2010	City of La Porte	\$22.19	\$23.07	\$9.05	\$54.31	02/01/2011

Note that if the Current Tax Year is not yet delinquent it will not be included on this statement



I HEREBY CERTIFY that the above and foregoing Statement of the Delinquent Taxes due is true and correct according to the Tax Rolls and Tax Records of this Taxing Unit.

Attested by:

 Charlene Piggott RTA, CSTA
 Tax Assessor/Collector

↓ Detach ↓

Return With Payment:

Certified Tax Statement
 9/6/2018

Property Account Number
 024154000027

Total Amount Due: \$2,204.49



NOTE: LAWSUIT FILED AGAINST DELINQUENT TAXES. CALL 281-420-4845.

Visit our website for online credit card or eCheck payments or E-Check.

<http://tax.gccisd.net>

Payment by phone is available at 1-877-690-3729
 Jurisdiction Code 6128

CLINE HELEN RUTH
 9305 HIGHWAY 6
 HITCHCOCK TX 77563-4554

IF PAID IN	AMOUNT DUE
OCT	\$2,213.10
NOV	\$2,221.67
DEC	\$2,230.30
JAN	\$2,238.87
FEB	\$2,247.47
MAR	\$2,256.06

Please Make Checks Payable To:
Goose Creek CISD



Goose Creek CISD Tax Office
 P.O. BOX 2805
 4544 1-10 EAST
 BAYTOWN, TX 77521
 (281)-420-4845 Toll Free 1-866-711-4845

Certified Tax Statement

Property Account Number:
024154000027

Statement Date: 09/06/2018
 Owner: CLINE HELEN RUTH
 Mailing Address: 9305 HIGHWAY 6
 HITCHCOCK TX 77563-4554

Property Location: 0000000 LOBIT AVE
 Acres: 0.1435
 Legal: LTS-27 & 28 BLK.985
 LA PORTE

YEAR	TAXING ENTITIES	BASE TAX	P & I	COLL PEN	TOTAL DUE	DELQ DATE
	2010 Subtotals	\$22.19	\$23.07	\$9.05	\$54.31	
2009	City of La Porte	\$22.19	\$25.74	\$9.59	\$57.52	02/01/2010
	2009 Subtotals	\$22.19	\$25.74	\$9.59	\$57.52	
2008	City of La Porte	\$22.19	\$28.40	\$10.12	\$60.71	02/01/2009
	2008 Subtotals	\$22.19	\$28.40	\$10.12	\$60.71	
2007	City of La Porte	\$22.19	\$31.06	\$10.65	\$63.90	02/01/2008
	2007 Subtotals	\$22.19	\$31.06	\$10.65	\$63.90	
2006	City of La Porte	\$22.19	\$33.73	\$11.18	\$67.10	02/01/2007
	2006 Subtotals	\$22.19	\$33.73	\$11.18	\$67.10	
2005	City of La Porte	\$22.19	\$36.39	\$11.72	\$70.30	02/01/2006
	2005 Subtotals	\$22.19	\$36.39	\$11.72	\$70.30	
2004	City of La Porte	\$22.01	\$38.74	\$12.15	\$72.90	02/01/2005
	2004 Subtotals	\$22.01	\$38.74	\$12.15	\$72.90	
2003	City of La Porte	\$22.01	\$41.38	\$12.68	\$76.07	02/01/2004

Note that if the Current Tax Year is not yet delinquent it will not be included on this statement

I HEREBY CERTIFY that the above and foregoing Statement of the Delinquent Taxes due is true and correct according to the Tax Rolls and Tax Records of this Taxing Unit.

Attested by:

Charlene Piggott RTA, CSTA
 Tax Assessor/Collector

↓ Detach ↓

Return With Payment

Certified Tax Statement
 9/6/2018

Property Account Number
 024154000027

Total Amount Due: \$2,204.49

NOTE: LAWSUIT FILED AGAINST DELINQUENT TAXES. CALL 281-420-4845.

Visit our website for online credit card or eCheck payments or E-Check.

<http://tax.gccisd.net>

Payment by phone is available at 1-877-690-3729
 Jurisdiction Code 6128

CLINE HELEN RUTH
 9305 HIGHWAY 6
 HITCHCOCK TX 77563-4554

IF PAID IN	AMOUNT DUE
OCT	\$2,213.10
NOV	\$2,221.67
DEC	\$2,230.30
JAN	\$2,238.87
FEB	\$2,247.47
MAR	\$2,256.08

Please Make Checks Payable to:
Goose Creek CISD



Goose Creek CISD Tax Office
 P.O. BOX 2805
 4544 1-10 EAST
 BAYTOWN, TX 77521
 (281)-420-4845 Toll Free 1-866-711-4845

Certified Tax Statement

Property Account Number:
024154000027

Statement Date: 09/06/2018
 Owner: CLINE HELEN RUTH
 Mailing Address: 9305 HIGHWAY 6
 HITCHCOCK TX 77563-4554

Property Location: 0000000 LOBIT AVE
 Acres: 0.1435
 Legal: LTS 27 & 28 BLK 985
 LA PORTE

YEAR	TAXING ENTITIES	BASE TAX	P&I	COL PEN	TOTAL DUE	DELT DATE
	2003 Subtotals	\$22.01	\$41.38	\$12.68	\$76.07	
2002	City of La Porte	\$22.01	\$44.02	\$13.21	\$79.24	02/01/2003
	2002 Subtotals	\$22.01	\$44.02	\$13.21	\$79.24	
2001	City of La Porte	\$22.01	\$46.66	\$10.30	\$78.97	02/01/2002
	2001 Subtotals	\$22.01	\$46.66	\$10.30	\$78.97	
2000	City of La Porte	\$22.01	\$49.30	\$10.70	\$82.01	02/01/2001
	2000 Subtotals	\$22.01	\$49.30	\$10.70	\$82.01	
1999	City of La Porte	\$22.01	\$51.94	\$11.09	\$85.04	02/01/2000
	1999 Subtotals	\$22.01	\$51.94	\$11.09	\$85.04	
1998	City of La Porte	\$22.01	\$54.58	\$11.49	\$88.08	02/01/1999
	1998 Subtotals	\$22.01	\$54.58	\$11.49	\$88.08	
1997	City of La Porte	\$22.01	\$57.22	\$11.88	\$91.11	02/01/1998
	1997 Subtotals	\$22.01	\$57.22	\$11.88	\$91.11	
1996	City of La Porte	\$22.01	\$59.87	\$12.28	\$94.16	02/01/1997

Note that if the Current Tax Year is not yet delinquent it will not be included on this statement

I HEREBY CERTIFY that the above and foregoing Statement of the Delinquent Taxes due is true and correct according to the Tax Rolls and Tax Records of this Taxing Unit.

Attested by:

Charlene Piggott RTA, CSTA
 Tax Assessor/Collector

↓ Detach ↓

Return With Payment



Certified Tax Statement
 9/6/2018

Property Account Number
 024154000027

Total Amount Due: \$2,204.49

NOTE: LAWSUIT FILED AGAINST DELINQUENT TAXES. CALL 281-420-4845.

Visit our website for online credit card or eCheck payments
 or E-Check.

<http://tax.gccisd.net>

Payment by phone is available at 1-877-690-3729
 Jurisdiction Code 6128

CLINE HELEN RUTH
 9305 HIGHWAY 6
 HITCHCOCK TX 77563-4554

IF PAID IN	AMOUNT DUE
OCT	\$2,213.10
NOV	\$2,221.67
DEC	\$2,230.30
JAN	\$2,238.87
FEB	\$2,247.47
MAR	\$2,256.06

Please Make Checks Payable to:
Goose Creek CISD



Goose Creek CISD Tax Office
 P.O. BOX 2805
 4544 1-10 EAST
 BAYTOWN, TX 77521
 (281)-420-4845 Toll Free 1-866-711-4845

Certified Tax Statement

Property Account Number:
024154000027

Statement Date: 09/06/2018
 Owner: CLINE HELEN RUTH
 Mailing Address: 9305 HIGHWAY 6
 HITCHCOCK TX 77563-4554

Property Location: 0000000 LOBIT AVE
 Acres: 0.1435
 Legal: LTS 27 & 28 BLK 985
 LA PORTE

YEAR	TAXING ENTITIES	BASE TAX	P & I	COLLEPEN	TOTAL DUE	DELO DATE
	1996 Subtotals	\$22.01	\$59.87	\$12.28	\$94.16	
1995	City of La Porte	\$22.01	\$62.51	\$12.68	\$97.20	02/01/1996
	1995 Subtotals	\$22.01	\$62.51	\$12.68	\$97.20	
1994	City of La Porte	\$22.01	\$65.15	\$13.07	\$100.23	02/01/1995
	1994 Subtotals	\$22.01	\$65.15	\$13.07	\$100.23	
1993	City of La Porte	\$22.01	\$67.79	\$13.47	\$103.27	02/01/1994
	1993 Subtotals	\$22.01	\$67.79	\$13.47	\$103.27	
1992	City of La Porte	\$22.01	\$70.43	\$13.87	\$106.31	02/01/1993
	1992 Subtotals	\$22.01	\$70.43	\$13.87	\$106.31	
1991	City of La Porte	\$22.01	\$73.07	\$14.26	\$109.34	02/01/1992
	1991 Subtotals	\$22.01	\$73.07	\$14.26	\$109.34	
1990	City of La Porte	\$22.01	\$75.71	\$14.66	\$112.38	02/01/1991
	1990 Subtotals	\$22.01	\$75.71	\$14.66	\$112.38	

LAWSUIT: 2014-01959

Total Amount Due \$2,204.49

Note that if the Current Tax Year is not yet delinquent it will not be included on this statement

I HEREBY CERTIFY that the above and foregoing Statement of the Delinquent Taxes due is true and correct according to the Tax Rolls and Tax Records of this Taxing Unit.

Attested by:

Charlene Piggott RTA, CSTA
 Tax Assessor/Collector

↓ Detach ↓

Return With Payment

Certified Tax Statement
 9/6/2018

Property Account Number
 024154000027

Total Amount Due \$2,204.49

NOTE: LAWSUIT FILED AGAINST DELINQUENT TAXES. CALL 281-420-4845.

Visit our website for online credit card or eCheck payments
 or E-Check.

<http://tax.gccisd.net>

Payment by phone is available at 1-877-890-3729
 Jurisdiction Code 6128

CLINE HELEN RUTH
 9305 HIGHWAY 6
 HITCHCOCK TX 77563-4554

IF PAID IN	AMOUNT DUE
OCT	\$2,213.10
NOV	\$2,221.67
DEC	\$2,230.30
JAN	\$2,238.87
FEB	\$2,247.47
MAR	\$2,256.06

Please Make Checks Payable To
Goose Creek CISD



Goose Creek CISD Tax Office
 P.O. BOX 2805
 4644 1-10 EAST
 BAYTOWN, TX 77521
 (281)-420-4845 Toll Free 1-866-711-4845

Certified Tax Statement

Property Account Number:
024154000026

Statement Date: 09/06/2018
 Owner: CURRENT OWNER
 Mailing Address: ADDRESS UNKNOWN
 UNKNOWN

Property Location: 0000000 LOBIT AVE
 Acres: 0.0717
 Legal: LT 26 BLK 985
 LA PORTE

YEAR	TAXING ENTITIES	BASE TAX	P & I	COLLEPEN	TOTAL DUE	DELQ DATE
2017	City of La Porte	\$61.57	\$12.32	\$11.08	\$84.97	02/01/2018
	2017 Subtotals	\$61.57	\$12.32	\$11.08	\$84.97	
2016	City of La Porte	\$53.25	\$17.04	\$14.06	\$84.35	02/01/2017
	2016 Subtotals	\$53.25	\$17.04	\$14.06	\$84.35	
2015	City of La Porte	\$11.09	\$4.88	\$3.19	\$19.16	02/01/2016
	2015 Subtotals	\$11.09	\$4.88	\$3.19	\$19.16	
2014	City of La Porte	\$11.09	\$8.21	\$3.46	\$20.76	02/01/2015
	2014 Subtotals	\$11.09	\$8.21	\$3.46	\$20.76	
2013	City of La Porte	\$11.09	\$7.54	\$3.73	\$22.36	02/01/2014
	2013 Subtotals	\$11.09	\$7.54	\$3.73	\$22.36	
2012	City of La Porte	\$11.09	\$8.87	\$3.99	\$23.95	02/01/2013
	2012 Subtotals	\$11.09	\$8.87	\$3.99	\$23.95	
2011	City of La Porte	\$11.09	\$10.20	\$4.26	\$25.55	02/01/2012
	2011 Subtotals	\$11.09	\$10.20	\$4.26	\$25.55	
2010	City of La Porte	\$11.09	\$11.53	\$4.52	\$27.14	02/01/2011

Note that if the Current Tax Year is not yet delinquent it will not be included on this statement



I HEREBY CERTIFY that the above and foregoing Statement of the Delinquent Taxes due is true and correct according to the Tax Rolls and Tax Records of this Taxing Unit.

Attested by:

 Charlene Piggott RTA, CSTA
 Tax Assessor/Collector

↓ Detach ↓

Return With Payment

Certified Tax Statement
 9/6/2018

Property Account Number
 024154000026

Total Amount Due \$467.94



NOTE: LAWSUIT FILED AGAINST DELINQUENT TAXES. CALL 281-420-4845.

Visit our website for online credit card or eCheck payments or E-Check.

<http://tax.gccisd.net>

Payment by phone is available at 1-877-690-3729
 Jurisdiction Code 6128

CURRENT OWNER
 ADDRESS UNKNOWN
 UNKNOWN

IF PAID IN	AMOUNT DUE
OCT	\$470.75
NOV	\$473.57
DEC	\$476.37
JAN	\$479.17
FEB	\$481.98
MAR	\$484.83

Please Make Checks Payable To:
Goose Creek CISD



Goose Creek CISD Tax Office
 P.O. BOX 2805
 4544 1-10 EAST
 BAYTOWN, TX 77521
 (281)-420-4845 Toll Free 1-866-711-4845

Certified Tax Statement

Property Account Number:
024154000026

Statement Date: 09/06/2018
 Owner: CURRENT OWNER
 Mailing Address: ADDRESS UNKNOWN
 UNKNOWN

Property Location: 0000000 LOBIT AVE
 Acres: 0.0717
 Legal: LT 26 BLK 986
 LA PORTE

YEAR	TAXING ENTITIES	BASE TAX	P&I	COL PEN	TOTAL DUE	DELT. DATE
	2010 Subtotals	\$11.09	\$11.53	\$4.52	\$27.14	
2009	City of La Porte	\$11.09	\$12.86	\$4.79	\$28.74	02/01/2010
	2009 Subtotals	\$11.09	\$12.86	\$4.79	\$28.74	
2008	City of La Porte	\$11.09	\$14.19	\$5.08	\$30.34	02/01/2009
	2008 Subtotals	\$11.09	\$14.19	\$5.08	\$30.34	
2007	City of La Porte	\$11.09	\$15.53	\$5.32	\$31.94	02/01/2008
	2007 Subtotals	\$11.09	\$15.53	\$5.32	\$31.94	
2006	City of La Porte	\$11.09	\$16.86	\$5.59	\$33.54	02/01/2007
	2006 Subtotals	\$11.09	\$16.86	\$5.59	\$33.54	
2005	City of La Porte	\$11.09	\$18.19	\$5.86	\$35.14	02/01/2006
	2005 Subtotals	\$11.09	\$18.19	\$5.86	\$35.14	

LAWSUIT: 2014-01959

Total Amount Due \$467.94

Note that if the Current Tax Year is not yet delinquent it will not be included on this statement

I HEREBY CERTIFY that the above and foregoing Statement of the Delinquent Taxes due is true and correct according to the Tax Rolls and Tax Records of this Taxing Unit.

Attested by:

Charlene Piggott RTA, GSTA
 Tax Assessor/Collector

↓ Detach ↓

Return With Payment

Certified Tax Statement
 9/6/2018



NOTE: LAWSUIT FILED AGAINST DELINQUENT TAXES. CALL 281-420-4845.

Visit our website for online credit card or eCheck payments or E-Check.

<http://tax.gccisd.net>

Payment by phone is available at 1-877-690-3729
 Jurisdiction Code 6128

CURRENT OWNER
 ADDRESS UNKNOWN
 UNKNOWN

Property Account Number
 024154000026

Total Amount Due \$467.94

IF PAID IN	AMOUNT DUE
OCT	\$470.75
NOV	\$473.57
DEC	\$476.37
JAN	\$479.17
FEB	\$481.98
MAR	\$484.83

Please Make Checks Payable To
Goose Creek CISD

CERTIFIED DELINQUENT TAX STATEMENT



**ANN HARRIS BENNETT
HARRIS COUNTY TAX ASSESSOR-COLLECTOR
1001 PRESTON, SUITE 100
HOUSTON, TEXAS 77002**

Certified Owner:
CLINE HELEN RUTH
9305 HIGHWAY 6
HITCHCOCK, TX 77563-4554

Legal Description:
LTS 27 & 28 BLK 985
LA PORTE

Account No: 024-154-000-0027
As of Date: 09/04/2018 Cause No: 201401959 Judgment

Legal Acres: .1435
Parcel Address: 0 LOBIT AVE
Print Date: 06/22/2018 Printed By: PLARA

Year	Tax Units	Base Tax Due	IF PAID BY END OF MONTH		IF PAID BY END OF MONTH		IF PAID BY END OF MONTH	
			SEPTEMBER 2018		OCTOBER 2018		NOVEMBER 2018	
			Penalties & Interest	Total	Penalties & Interest	Total	Penalties & Interest	Total
1998	40 41 42 43 44 47	\$23.49	\$70.52	\$94.01	\$70.80	\$94.29	\$71.08	\$94.57
1999	40 41 42 43 44 47	\$23.49	\$67.29	\$90.78	\$67.55	\$91.04	\$67.83	\$91.32
2000	40 41 42 43 44 47	\$23.99	\$65.41	\$89.40	\$65.68	\$89.67	\$65.94	\$89.93
2001	40 41 42 43 44 47	\$24.08	\$65.47	\$89.55	\$65.73	\$89.81	\$66.04	\$90.12
2002	40 41 42 43 44 47	\$24.08	\$61.99	\$86.07	\$62.28	\$86.36	\$62.56	\$86.64
2003	40 41 42 43 44 47	\$24.34	\$59.79	\$84.13	\$60.08	\$84.42	\$60.37	\$84.71
2004	40 41 42 43 44 47	\$24.35	\$56.29	\$80.64	\$56.60	\$80.95	\$56.88	\$81.23
2005	40 41 42 43 44 47	\$24.75	\$53.67	\$78.42	\$53.98	\$78.73	\$54.26	\$79.01
2006	40 41 42 43 44 47	\$24.74	\$50.09	\$74.83	\$50.39	\$75.13	\$50.68	\$75.42
2007	40 41 42 43 44 47	\$24.41	\$45.89	\$70.30	\$46.19	\$70.60	\$46.49	\$70.90
2008	40 41 42 43 44 47	\$24.97	\$43.33	\$68.30	\$43.64	\$68.61	\$43.93	\$68.90
2009	40 41 42 43 44 47	\$25.22	\$40.15	\$65.37	\$40.44	\$65.66	\$40.75	\$65.97
2010	40 41 42 43 44 47	\$25.41	\$36.81	\$62.22	\$37.10	\$62.51	\$37.40	\$62.81
2011	40 41 42 43 44 47	\$25.70	\$33.51	\$59.21	\$33.82	\$59.52	\$34.14	\$59.84
2012	40 41 42 43 44 47	\$25.70	\$29.82	\$55.52	\$30.12	\$55.82	\$30.43	\$56.13
2013	40 41 42 43 44 47	\$25.68	\$26.10	\$51.78	\$26.40	\$52.08	\$26.72	\$52.40
2014	40 41 42 43 44 47	\$25.68	\$22.40	\$48.08	\$22.70	\$48.38	\$23.00	\$48.68
2015	40 41 42 43 44 47	\$25.34	\$18.43	\$43.77	\$18.76	\$44.10	\$19.06	\$44.40
2016	40 41 42 43 44 47	\$81.76	\$47.78	\$129.54	\$48.72	\$130.48	\$49.70	\$131.46

**STATE OF TEXAS
COUNTY OF HARRIS**

I, ANN HARRIS BENNETT, Tax Assessor-Collector in and for Harris County, Texas, do hereby certify this to be a true and correct copy of the records of the Harris County Tax Office, for the tax year(s) indicated.

Witness my hand this 22nd day of June, 2018.



ANN HARRIS BENNETT
Tax Assessor-Collector
Harris County Texas

By: P. Plara
Deputy

CERTIFIED DELINQUENT TAX STATEMENT



**ANN HARRIS BENNETT
HARRIS COUNTY TAX ASSESSOR-COLLECTOR
1001 PRESTON, SUITE 100
HOUSTON, TEXAS 77002**

Certified Owner:
CLINE HELEN RUTH
9305 HIGHWAY 6
HITCHCOCK, TX 77563-4554

Legal Description:
LTS 27 & 28 BLK 985
LA PORTE

Account No: 024-154-000-0027

2017 Value: \$11,563
APPR. DIST#: 0241540000027

Legal Acres: .1435
Parcel Address: 0 LOBIT AVE
Print Date: 06/22/2018 Printed By: PLARA

As of Date: 09/04/2018 Cause No:201401959 Judgment

Year	Tax Units	Base Tax Due	IF PAID BY END OF MONTH SEPTEMBER 2018		IF PAID BY END OF MONTH OCTOBER 2018		IF PAID BY END OF MONTH NOVEMBER 2018	
			Penalties & Interest	Total	Penalties & Interest	Total	Penalties & Interest	Total
2017	40 41 42 43 44 47	\$94.63	\$41.64	\$136.27	\$42.78	\$137.41	\$43.90	\$138.53
TOTAL AMOUNT DUE:		\$621.81	\$936.38	\$1,558.19	\$943.76	\$1,565.57	\$951.16	\$1,572.97

Tax Unit Codes:

40 Harris County 41 Harris County Flood Control Dist 42 Port of Houston Authority 43 Harris County Hospital District
44 Harris County Dept. of Education 47 San Jacinto College District

IF YOU ARE 65 YEARS OF AGE OR OLDER OR ARE DISABLED AND THE PROPERTY DESCRIBED IN THIS DOCUMENT IS YOUR RESIDENCE HOMESTEAD, YOU SHOULD CONTACT THE APPRAISAL DISTRICT REGARDING ANY ENTITLEMENT YOU MAY HAVE TO A POSTPONEMENT IN THE PAYMENT OF THESE TAXES.

IF THE PROPERTY DESCRIBED IN THIS DOCUMENT IS YOUR RESIDENCE HOMESTEAD, YOU SHOULD CONTACT THE HARRIS COUNTY TAX ASSESSOR-COLLECTOR'S OFFICE REGARDING A RIGHT YOU MAY HAVE TO ENTER INTO AN INSTALLMENT AGREEMENT DIRECTLY WITH THE HARRIS COUNTY TAX ASSESSOR-COLLECTOR'S OFFICE FOR THE PAYMENT OF THESE TAXES.

**STATE OF TEXAS
COUNTY OF HARRIS**

I, ANN HARRIS BENNETT, Tax Assessor-Collector in and for Harris County, Texas, do hereby certify this to be a true and correct copy of the records of the Harris County Tax Office, for the tax year(s) indicated.

Witness my hand this 22nd day of June, 2018.



**ANN HARRIS BENNETT
Tax Assessor-Collector
Harris County Texas**

By: P. Lara
Deputy

CERTIFIED DELINQUENT TAX STATEMENT



**ANN HARRIS BENNETT
HARRIS COUNTY TAX ASSESSOR-COLLECTOR
1001 PRESTON, SUITE 100
HOUSTON, TEXAS 77002**

Certified Owner:
CURRENT OWNER
ADDRESS UNKNOWN
UNKNOWN, 0-

Legal Description:
LT 26 BLK 985
LA PORTE

Account No: 024-154-000-0026 **2017 Value: \$8,672** **Legal Acres: .0717**
As of Date: 09/04/2018 **APPR. DIST#: 0241540000026** **Parcel Address: 0 LOBIT AVE**
Cause No:201401959 Judgment **Print Date: 06/22/2018** **Printed By: PLARA**

Year	Tax Units	Base Tax Due	IF PAID BY END OF MONTH		IF PAID BY END OF MONTH		IF PAID BY END OF MONTH	
			SEPTEMBER 2018		OCTOBER 2018		NOVEMBER 2018	
			Penalties & Interest	Total	Penalties & Interest	Total	Penalties & Interest	Total
2005	40 41 42 43 44 47	\$12.37	\$25.19	\$37.56	\$25.33	\$37.70	\$25.48	\$37.85
2006	40 41 42 43 44 47	\$12.37	\$23.48	\$35.85	\$23.62	\$35.99	\$23.79	\$36.16
2007	40 41 42 43 44 47	\$12.20	\$21.49	\$33.69	\$21.61	\$33.81	\$21.74	\$33.94
2008	40 41 42 43 44 47	\$12.48	\$20.24	\$32.72	\$20.40	\$32.88	\$20.54	\$33.02
2009	40 41 42 43 44 47	\$12.61	\$20.07	\$32.68	\$20.22	\$32.83	\$20.37	\$32.98
2010	40 41 42 43 44 47	\$12.69	\$17.07	\$29.76	\$17.23	\$29.92	\$17.38	\$30.07
2011	40 41 42 43 44 47	\$12.84	\$15.51	\$28.35	\$15.66	\$28.50	\$15.79	\$28.63
2012	40 41 42 43 44 47	\$12.84	\$13.74	\$26.58	\$13.89	\$26.73	\$14.05	\$26.89
2013	40 41 42 43 44 47	\$12.85	\$11.98	\$24.83	\$12.14	\$24.99	\$12.28	\$25.13
2014	40 41 42 43 44 47	\$12.84	\$10.19	\$23.03	\$10.36	\$23.20	\$10.49	\$23.33
2015	40 41 42 43 44 47	\$12.68	\$8.31	\$20.99	\$8.48	\$21.16	\$8.61	\$21.29
2016	40 41 42 43 44 47	\$61.31	\$35.80	\$97.11	\$36.54	\$97.85	\$37.27	\$98.58
2017	40 41 42 43 44 47	\$70.99	\$31.24	\$102.23	\$32.09	\$103.08	\$32.95	\$103.94
TOTAL AMOUNT DUE:		\$271.07	\$254.31	\$525.38	\$257.57	\$528.64	\$260.74	\$531.81

Tax Unit Codes:
40 Harris County 41 Harris County Flood Control Dist 42 Port of Houston Authority 43 Harris County Hospital District
44 Harris County Dept. of Education 47 San Jacinto College District

**STATE OF TEXAS
COUNTY OF HARRIS**

I, ANN HARRIS BENNETT, Tax Assessor-Collector in and for Harris County, Texas, do hereby certify this to be a true and correct copy of the records of the Harris County Tax Office, for the tax year(s) indicated.

Witness my hand this 22nd day of June, 2018.



ANN HARRIS BENNETT
Tax Assessor-Collector
Harris County Texas

By: P. Plara
Deputy

CERTIFIED DELINQUENT TAX STATEMENT



ANN HARRIS BENNETT
 HARRIS COUNTY TAX ASSESSOR-COLLECTOR
 1001 PRESTON, SUITE 100
 HOUSTON, TEXAS 77002

Certified Owner:

CURRENT OWNER
ADDRESS UNKNOWN
UNKNOWN, 0-

Legal Description:

 LT 26 BLK 985
 LA PORTE

Account No: 024-154-000-0026

2017 Value: \$8,672
 APPR. DIST#: 0241540000026

Legal Acres: .0717
 Parcel Address: 0 LOBIT AVE

As of Date: 09/04/2018 Cause No: 201401959 Judgment

Print Date: 06/22/2018 Printed By: PLARA

Year	Tax Units	Base Tax Due	IF PAID BY END OF MONTH SEPTEMBER 2018		IF PAID BY END OF MONTH OCTOBER 2018		IF PAID BY END OF MONTH NOVEMBER 2018	
			Penalties & Interest	Total	Penalties & Interest	Total	Penalties & Interest	Total

IF YOU ARE 65 YEARS OF AGE OR OLDER OR ARE DISABLED AND THE PROPERTY DESCRIBED IN THIS DOCUMENT IS YOUR RESIDENCE HOMESTEAD, YOU SHOULD CONTACT THE APPRAISAL DISTRICT REGARDING ANY ENTITLEMENT YOU MAY HAVE TO A POSTPONEMENT IN THE PAYMENT OF THESE TAXES.

IF THE PROPERTY DESCRIBED IN THIS DOCUMENT IS YOUR RESIDENCE HOMESTEAD, YOU SHOULD CONTACT THE HARRIS COUNTY TAX ASSESSOR-COLLECTOR'S OFFICE REGARDING A RIGHT YOU MAY HAVE TO ENTER INTO AN INSTALLMENT AGREEMENT DIRECTLY WITH THE HARRIS COUNTY TAX ASSESSOR-COLLECTOR'S OFFICE FOR THE PAYMENT OF THESE TAXES.

STATE OF TEXAS
 COUNTY OF HARRIS

I, ANN HARRIS BENNETT, Tax Assessor-Collector in and for Harris County, Texas, do hereby certify this to be a true and correct copy of the records of the Harris County Tax Office, for the tax year(s) indicated.

Witness my hand this 22nd day of June, 2018.



ANN HARRIS BENNETT
 Tax Assessor-Collector
 Harris County Texas

By: P. Lara
 Deputy

B. Discuss and Possibly Approve Proposed 2021 La Porte ISD Legislative Priorities.

La Porte ISD Legislative Priorities

2021 Legislative Session

Full funding (ADA, etc.) for school district virtual schools

COVID-19 has exposed the education market to for-profit virtual learning schools as well as charter schools; we support full ADA funding for ISD virtual schools that are limited to each individual local school district.

Hold harmless funding for 2020-21 (a current school year issue but needs to be a legislative issue in 2021)

The Texas Legislature has the ability to address the current fiscal year; this would be an attempt to ask the legislature to direct the Texas Education Agency to hold school systems harmless on funding for the 2020-21 school year based on COVID-19's impact in student enrollment, attendance and compensatory education funding.

Waiver for accountability ratings/sanctions based on 2020-21 data (a current school year issue but needs to be a legislative issue in 2021)

The Texas Legislature has the ability to address the current assessment and accountability system; we believe the accountability system should NOT include label ratings or sanctions based on 2020-21 results. (A school district should demonstrate the efforts used to provide a meaningful education throughout the school year).

Property value growth

La Porte ISD opposes any effort to divert local property tax revenues that taxpayers are told will be used to support local public schools to non-public education purposes.

School safety

Advocate for increased funding of the School Safety Allotment and local flexibility to ensure districts can adequately meet student and staff safety needs.

Disaster relief

Advocate for additional funding for resources to assist school districts impacted by events, such as hurricanes or tornadoes, which result in portions of real estate being declared natural disaster areas.

Move charter school expansion (new and existing charters) from the Texas Education Agency (TEA) to the State Board of Education

There are two types of charter expansion:

- new charter system application
- expansion of current approved charter system

Under current law, a brand-new charter application is approved by TEA then submitted to the State Board of Education (SBOE) for formal approval. However, charter systems that are already approved may apply for an expansion of their charter system and only the Commissioner of Education approves/denies the expansion requests. We support requiring the SBOE to approve/deny all charter applications (new and expansion).

Modify the current accountability systems to require an indexing component utilizing a Risk Load Analysis format and methodology

The current accountability system does not take into consideration the wide range of variances between students.

La Porte ISD supports the use of an index system that considers many factors that impact students, staff, schools and school districts. The Risk Loads Analysis is an example of a credible system that indexes various factors and the impact those factors have on student outcomes.

XII. Action on Closed Session Items

XIII. Adjournment

Closed meeting will be held for the purposes authorized by the Texas Open Meetings Act, Texas Government Code Section 551.071 et seq. concerning any and all purposes permitted by the Act, including but not limited to the following sections and purposes:

Texas Government Code Section:

- 551.071 For the purpose to consult with District's attorney, in person or by phone, on a matter in which the duty of the attorney to the District under the Texas Disciplinary Rules of Professional Conduct of the State Bar of Texas clearly conflicts with Chapter 551 of the Texas Government Code, and regarding any matter listed on the agenda.
- 551.074 For the purpose of considering the appointment, employment, resignation, evaluation, reassignment, duties, discipline, termination or dismissal of a public officer or employee.
1. Consider appointment, employment, resignation, termination, evaluation, reassignment, duties, discipline or dismissal of a public officer and/or professional and non-professional personnel.
 2. Consider administrative recommendations with regard to professional employees.
 3. Consider renewals, non-renewals and terminations of contracts for professional and nonprofessional personnel.

If, during the course of the meeting, discussion of any item on the agenda should be held in a closed meeting, the Board will conduct a closed meeting in accordance with the Texas Open Meetings Act, Government Code, Chapter 551, Subchapters D and E. Before any closed meeting is convened, the presiding officer will publicly identify the section or sections of the Act authorizing the closed meeting. All final votes, actions, or decisions will be taken in open meeting.

The notice for this meeting was posted in compliance with the Texas Open Meetings Act on Friday January 8, 2021 at 5:00 PM.

Walter G. Jackson, Ed. D., Superintendent of Schools