

**Medina Valley Independent School District  
Board of Trustees  
Regular Meeting on Monday, December 16, 2019 at 6:30 PM  
Medina Valley ISD Central Office Board Room**

**A Regular of the MVISD Board of Trustees was held on Monday, December 16, 2019, beginning at 6:30 PM at/on Medina Valley ISD Central Office Board Room.**

**I. First Order of Business**

- A Establish a Quorum
- B Pledge of Allegiance to the Flag followed by a moment of silence

**II. Announcements/Communications/Presentations**

- A **Recognition of EXCEL Finalists and Winner** **2**
  - 1 EXCEL Finalist Pamela Clay, Medina Valley High School
  - 2 EXCEL Finalist Alyssa Gonzalez, Medina Valley Middle School
  - 3 EXCEL Finalist Stephanie Powers, Loma Alta Middle School
  - 4 EXCEL Finalist Laura Palacios-Ortiz, Castroville Elementary
  - 5 EXCEL Finalist Alyssa Davis, LaCoste Elementary
  - 6 EXCEL Finalist Deanna Acree, Luckey Ranch Elementary
  - 7 **EXCEL Winner** Leslie Galvan, Potranco Elementary
- B 92nd National FFA Convention Tractor Restoration Contest "Best Picture" Winner - Cody Tschirhart, MVHS 3
- C Construction Update 4
- D Financial Briefing 21
- E Superintendent Briefing 93

**III. Hear from Patrons and/or Staff**

**IV. Discussion and Possible Action Items**

- A **Consent Agenda Items**
  - 1 Minutes of Regular Meeting November 18, 2019 and Called Meeting December 2, 2019 102
  - 2 Donations: Athletic Booster Club \$3399.00 107
  - 3 Superintendent's Report on Budgeted Purchases of Goods/Services in Excess of \$50,000
- B Audit Report for 2018-2019 109
- C Consider Audit Contract for 2019-2020 200
- D CONSIDERATION AND ACTION ON A RESOLUTION PROVIDING FOR THE DEFEASANCE AND CALLING FOR REDEMPTION OF CERTAIN CURRENTLY OUTSTANDING DISTRICT OBLIGATIONS AND OTHER MATTERS IN CONNECTION THEREWITH 207
- E Consider Appointment of District of Innovation Committee 220
- F Consider Long-Range Communications Plan 222
- G Budget Amendment(s) 229

**V. Public Hearing Concerning the Financial Integrity Rating System of Texas (FIRST)**

- A Discussion Concerning the Financial Integrity Rating System of Texas (FIRST) 231
- B Public Comments Regarding FIRST Report

**VI. Closed Session**

- A **Personnel Matters (TX Govt. Code Section 551.074)**
  - 1 Deliberate the appointment, employment, evaluation, reassignment, duties, discipline, or dismissal of a public officer or employee
- B Private consultation with the Board's Attorney (TX Govt. Code Section 551.071)
- C Deliberation Regarding Real Property (TX Govt. Code Section 551.072)

**VII. Action as appropriate from closed session**

- A Consider and take possible action on professional contracts
- B Consideration of Future Meeting Dates

**VIII. Adjournment**

**IX. Public Hearing Concerning District of Innovation**

- A Discussion Concerning District of Innovation 258
- B Public Comments Concerning District of Innovation

(Items do not have to be taken in the same order as shown on the meeting agenda.)







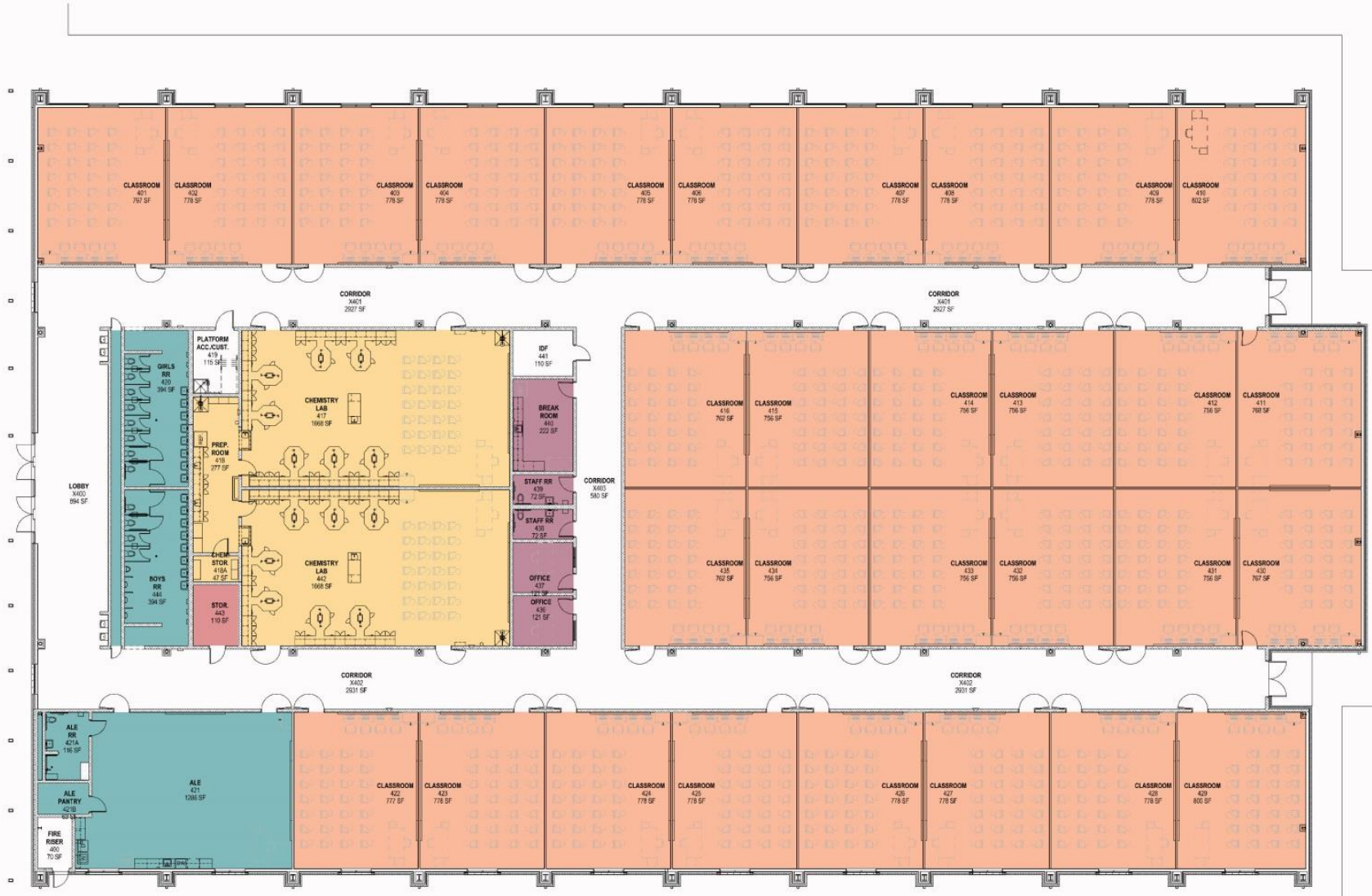
**"Every Child Deserves a Champion"**

# **Construction Update**

**December 16, 2019**

# High School Addition #2

- CLASSROOM
- CHEMISTRY LAB
- SUPPORT
- STORAGE
- STAFF



# High School Addition #2 Building South Side



# High School Addition #2 Metal Stud Framing



# High School Addition #2

## Interior Hallway CMU Block & Door Frames



# High School Addition #2 Connecting Hallway & Office Space



# High School Addition #2

## Student Restroom Plumbing



# High School Addition #2 Electrical Rough-In



# Castroville Remodel Additional Office Space



# Castroville Remodel Building A Corridor & Cabinets



# Castroville Remodel Building A Corridor & Aquarium



# Castroville Remodel Building A Classroom



# Castroville Remodel – Building A

## Electrical/HVAC & Controls/Fire Alarm/Technology



# Castroville Remodel – Building A

## Tile Corridor Water Fountains



# Castroville Remodel – Building A

## New Tile Restrooms



# Elementary #5

(Ladera Subdivision)



# Fencing on 92-Acre Addition



**NOVEMBER 2019**  
**MEDINA VALLEY INDEPENDENT SCHOOL DISTRICT**  
**GENERAL FUND FINANCIAL STATEMENT**

<u>Estimated Revenues</u>	<u>Original Budget</u>	<u>Current Budget</u>	<u>Current Period Actual</u>	<u>YTD Actual</u>	<u>Estimated Encumbrance</u>	<u>Balance</u>	<u>Year Percent Recognized</u>	<u>Prior Year Percent Recognized</u>
5700 Local and Intermediate Revenues	\$22,174,000	\$22,174,000	\$ 1,584,714	\$ 1,735,241	\$ -	\$20,438,759	7.83%	6.11%
<b>5800 State Program Revenues</b>	<b>\$28,521,324</b>	<b>\$29,171,324</b>	<b>\$ 2,354,580</b>	<b>\$12,016,437</b>	<b>\$ -</b>	<b>\$17,154,887</b>	<b>41.19%</b>	<b>39.07%</b>
5900 Federal Revenues	\$ 330,000	\$ 330,000	\$ 18,881	\$ 50,544	\$ -	\$ 279,456	15.32%	33.04%
<b>Total Revenues</b>	<b>\$51,025,324</b>	<b>\$51,675,324</b>	<b>\$ 3,958,175</b>	<b>\$13,802,222</b>	<b>\$ -</b>	<b>\$37,873,102</b>	<b>26.71%</b>	<b>23.14%</b>
<b>Proposed Appropriations</b>								
11 Instruction	\$28,698,107	\$28,879,031	\$ 2,267,452	\$ 6,843,439	\$ 19,009,231	\$ 3,026,361	23.70%	24.90%
<b>12 Instructional Resources and Media Services</b>	<b>\$ 456,329</b>	<b>\$ 456,329</b>	<b>\$ 36,094</b>	<b>\$ 127,787</b>	<b>\$ 316,488</b>	<b>\$ 12,055</b>	<b>28.00%</b>	<b>25.69%</b>
13 Curriculum and Instructional Staff Development	\$ 531,777	\$ 584,285	\$ 76,286	\$ 185,878	\$ 257,502	\$ 140,904	31.81%	19.92%
<b>21 Instructional Leadership</b>	<b>\$ 1,021,222</b>	<b>\$ 1,074,888</b>	<b>\$ 81,044</b>	<b>\$ 257,842</b>	<b>\$ 662,028</b>	<b>\$ 155,018</b>	<b>23.99%</b>	<b>24.11%</b>
23 School Leadership	\$ 2,389,050	\$ 2,440,550	\$ 200,298	\$ 618,602	\$ 1,704,496	\$ 117,453	25.35%	24.20%
<b>31 Guidance, Counseling and Evaluation Services</b>	<b>\$ 1,265,928</b>	<b>\$ 1,411,023</b>	<b>\$ 101,922</b>	<b>\$ 415,156</b>	<b>\$ 827,181</b>	<b>\$ 168,685</b>	<b>29.42%</b>	<b>25.07%</b>
32 Social Work Services	\$ 327,569	\$ 327,569	\$ 17,580	\$ 67,740	\$ 194,539	\$ 65,290	20.68%	24.66%
<b>33 Health Services</b>	<b>\$ 672,346</b>	<b>\$ 672,346</b>	<b>\$ 48,943</b>	<b>\$ 143,566</b>	<b>\$ 380,195</b>	<b>\$ 148,585</b>	<b>21.35%</b>	<b>23.21%</b>
34 Student Transportation	\$ 3,065,615	\$ 3,515,615	\$ 206,762	\$ 728,627	\$ 2,133,773	\$ 653,215	20.73%	20.09%
<b>36 Extracurricular Activities</b>	<b>\$ 1,577,691</b>	<b>\$ 1,577,691</b>	<b>\$ 126,115</b>	<b>\$ 332,705</b>	<b>\$ 678,620</b>	<b>\$ 566,366</b>	<b>21.09%</b>	<b>21.52%</b>
41 General Administration	\$ 1,499,732	\$ 1,499,732	\$ 118,331	\$ 394,986	\$ 795,875	\$ 308,872	26.34%	25.61%
<b>51 Facilities Maintenance and Operations</b>	<b>\$ 6,728,960</b>	<b>\$ 6,813,960</b>	<b>\$ 474,584</b>	<b>\$ 1,692,712</b>	<b>\$ 2,568,916</b>	<b>\$ 2,552,332</b>	<b>24.84%</b>	<b>22.66%</b>
52 Security and Monitoring Services	\$ 960,033	\$ 1,016,960	\$ 23,620	\$ 62,671	\$ 240,186	\$ 714,103	6.16%	22.70%
<b>53 Data Processing Services</b>	<b>\$ 1,330,425</b>	<b>\$ 1,473,686</b>	<b>\$ 116,955</b>	<b>\$ 463,682</b>	<b>\$ 1,123,088</b>	<b>\$ (113,084)</b>	<b>31.46%</b>	<b>34.61%</b>
61 Community Services	\$ 45,540	\$ 45,540	\$ 2,194	\$ 6,405	\$ 12,665	\$ 26,470	14.06%	21.13%
<b>81 Facilities Acquisition and Construction</b>	<b>\$ 50,000</b>	<b>\$ 50,000</b>	<b>\$ -</b>	<b>\$ -</b>	<b>\$ -</b>	<b>\$ 50,000</b>	<b>0.00%</b>	<b>0%</b>
95 Payments to JJAEP	\$ 5,000	\$ 5,000	\$ -	\$ -	\$ -	\$ 5,000	0.00%	0%
<b>99 Other Intergovernmental Charges</b>	<b>\$ 400,000</b>	<b>\$ 400,000</b>	<b>\$ -</b>	<b>\$ 90,807</b>	<b>\$ -</b>	<b>\$ 309,193</b>	<b>22.70%</b>	<b>0%</b>
<b>Totals</b>	<b>\$51,025,324</b>	<b>\$52,244,205</b>	<b>\$ 3,898,180</b>	<b>\$12,432,603</b>	<b>\$ 30,904,783</b>	<b>\$ 8,906,819</b>	<b>23.80%</b>	<b>24.30%</b>
<b>Surplus/Deficit</b>	<b>\$ -</b>	<b>\$ (568,881)</b>						

**NOVEMBER 2019**  
**MEDINA VALLEY INDEPENDENT SCHOOL DISTRICT**  
**GENERAL FUND EXPENDITURES BY OBJECT**

<u>Object</u>	<u>Budget</u>	<u>YTD Actuals</u>	<u>Current YTD</u> <u>% Recongized</u>	<u>Prior YTD</u> <u>% Recongized</u>
6100	\$ 40,835,578	\$ 9,891,440	24.22%	23.97%
<b>6200</b>	<b>\$ 4,516,657</b>	<b>\$ 994,083</b>	<b>22.01%</b>	<b>25.12%</b>
6300	\$ 3,941,594	\$ 966,563	24.52%	26.03%
<b>6400</b>	<b>\$ 1,244,184</b>	<b>\$ 563,049</b>	<b>45.25%</b>	<b>38.50%</b>
6600	\$ 1,706,192	\$ 17,467	1.02%	5.02%
<b>TOTAL</b>	<b>\$ 52,244,205</b>	<b>\$ 12,432,602</b>	<b>23.80%</b>	<b>24.30%</b>

NOVEMBER 2019  
 MEDINA VALLEY INDEPENDENT SCHOOL DISTRICT  
 FOOD SERVICE FUND FINANCIAL STATEMENT

<u>Estimated Revenues</u>	<u>Original Budget</u>	<u>Current Budget</u>	<u>Current Period Actual</u>	<u>YTD Actual</u>	<u>Encumbrance</u>	<u>Balance</u>	<u>Current Year Percent Recognized</u>	<u>Prior Year Percent Recognized</u>
5700 Local and Intermediate Revenues	\$ 1,212,419	\$ 1,212,419	\$ 129,274	\$ 420,866	\$ -	\$ 791,553	34.71%	28.15%
<b>5800 State Program Revenues</b>	<b>\$ -</b>	<b>\$ -</b>			<b>\$ -</b>	<b>\$ -</b>	<b>0.00%</b>	<b>0.00%</b>
5900 Federal Revenues	\$ 2,391,568	\$ 2,391,568	\$ 262,030	\$ 691,159	\$ -	\$ 1,700,409	28.90%	29.87%
<b>Total Revenues</b>	<b>\$ 3,603,987</b>	<b>\$ 3,603,987</b>	<b>\$ 391,304</b>	<b>\$ 1,112,025</b>	<b>\$ -</b>	<b>\$ 2,491,962</b>	<b>30.86%</b>	<b>28.91%</b>
<b><u>Proposed Appropriations</u></b>								
11 Instruction								
<b>12 Instructional Resources and Media Services</b>								
13 Curriculum and Instructional Staff Development								
<b>21 Instructional Leadership</b>								
23 School Leadership								
<b>31 Guidance, Counseling and Evaluation Services</b>								
32 Social Work Services								
<b>33 Health Services</b>								
34 Student Transportation								
<b>35 Food Service</b>	<b>\$ 3,603,987</b>	<b>\$ 3,603,987</b>	<b>\$ 259,013</b>	<b>\$ 1,139,441</b>	<b>\$ 2,380,544</b>	<b>\$ 84,002</b>	<b>31.62%</b>	<b>27.09%</b>
36 Extracurricular Activities								
<b>41 General Administration</b>								
51 Facilities Maintenance and Operations								
<b>52 Security and Monitoring Services</b>								
53 Data Processing Services								
<b>61 Community Services</b>								
81 Facilities Acquisition and Construction								
<b>95 Payments to JJAEP</b>								
99 Other Intergovernmental Charges								
<b>Totals</b>	<b>\$ 3,603,987</b>	<b>\$ 3,603,987</b>	<b>\$ 259,013</b>	<b>\$ 1,139,441</b>	<b>\$ 2,380,544</b>	<b>\$ 84,002</b>	<b>31.62%</b>	<b>27.09%</b>
<b>Surplus/Deficit</b>	<b>\$ -</b>	<b>\$ -</b>						

NOVEMBER 2019  
 MEDINA VALLEY INDEPENDENT SCHOOL DISTRICT  
 DEBT SERVICE FUND FINANCIAL STATEMENT

<u>Estimated Revenues</u>	<u>Original Budget</u>	<u>Current Budget</u>	<u>Current Period Actual</u>	<u>YTD Actual</u>	<u>Encumbrance</u>	<u>Balance</u>	<u>Year Percent Recognized</u>	<u>Prior Year Percent Recognized</u>
5700 Local and Intermediate Revenues	\$9,848,098	\$9,848,098	\$ 731,189	\$ 743,899	\$ -	\$9,104,199	7.554%	6.0906%
<b>5800 State Program Revenues</b>	<b>\$ 123,190</b>	<b>\$ 123,190</b>	<b>\$ 371,200</b>	<b>\$ 371,200</b>	<b>\$ -</b>	<b>\$ (248,010)</b>	<b>0.000%</b>	<b>0.0000%</b>
5900 Federal Revenues	\$ -	\$ -	\$ -	\$ -	\$ -	\$ -	0.000%	0.0000%
<b>Total Revenues</b>	<b>\$9,971,288</b>	<b>\$9,971,288</b>	<b>\$1,102,389</b>	<b>\$1,115,099</b>	<b>\$ -</b>	<b>\$8,856,189</b>	<b>11.183%</b>	<b>5.8297%</b>
<b><u>Proposed Appropriations</u></b>								
11 Instruction								
<b>12 Instructional Resources and Media Services</b>								
13 Curriculum and Instructional Staff Development								
<b>21 Instructional Leadership</b>								
23 School Leadership								
<b>31 Guidance, Counseling and Evaluation Services</b>								
32 Social Work Services								
<b>33 Health Services</b>								
34 Student Transportation								
<b>35 Food Service</b>								
36 Extracurricular Activities								
<b>41 General Administration</b>								
51 Facilities Maintenance and Operations								
<b>52 Security and Monitoring Services</b>								
53 Data Processing Services								
<b>61 Community Services</b>								
71 Debt Service	\$9,971,288	\$9,971,288	\$ -	\$ 1,200	\$ -	\$9,970,088	0.01%	0.02%
<b>81 Facilities Acquisition and Construction</b>								
95 Payments to JJAEP								
<b>99 Other Intergovernmental Charges</b>								
Totals	<b>\$9,971,288</b>	<b>\$9,971,288</b>	<b>\$ -</b>	<b>\$ 1,200</b>	<b>\$ -</b>	<b>\$9,970,088</b>	<b>0.01%</b>	<b>0.02%</b>
<b>Surplus/Deficit</b>	<b>\$ -</b>	<b>\$ -</b>						

SUNGARD PENTAMATION  
 DATE: 12/12/2019  
 TIME: 09:32:12

MEDINA VALLEY ISD  
 CHECK REGISTER - BY FUND

PAGE NUMBER: 1  
 ACCTPA21

SELECTION CRITERIA: transact.yr='20' and transact.period='3' and transact.fund like '%'  
 ACCOUNTING PERIOD: 4/20

FUND - 1990 - GENERAL FUND

CASH ACCT	CHECK NO	ISSUE DT	VENDOR	NAME	BUDGET NUMBER	ACCNT	----DESCRIPTION----	SALES TAX	AMOUNT
11010000	20039	11/01/19	10000568	AMAZON.COM	19903110599000	64990000	TREND ENTERPRISES,	0.00	5.92
11010000	20039	11/01/19	10000568	AMAZON.COM	19903110599000	64990000	HORIECHALY SCRATCH	0.00	7.74
11010000	20039	11/01/19	10000568	AMAZON.COM	19903110599000	64990000	HORIECHALY 36 SHEET	0.00	10.84
11010000	20039	11/01/19	10000568	AMAZON.COM	19903110599000	64990000	TREND ENTERPRISES S	0.00	5.89
11010000	20039	11/01/19	10000568	AMAZON.COM	19903110599000	64990000	TREND ENTERPRISES,	0.00	5.42
11010000	20039	11/01/19	10000568	AMAZON.COM	19903110599000	63990000	ANGER MANAGEMENT WO	0.00	9.28
11010000	20039	11/01/19	10000568	AMAZON.COM	19903110599000	63990000	JELLYBEAN JAMBOREE	0.00	27.11
11010000	20039	11/01/19	10000568	AMAZON.COM	19903110599000	63990000	EMOJI STAMPS BY STA	0.00	10.08
11010000	20039	11/01/19	10000568	AMAZON.COM	19903110599000	63990000	BECKER'S SCHOOL SUP	0.00	48.38
11010000	20039	11/01/19	10000568	AMAZON.COM	19903110599000	63990000	SHIPPING FOR LINE I	0.00	3.10
TOTAL CHECK									133.76
11010000	20040	11/04/19	10000568	AMAZON.COM	19901100111000	63990004	9-PK SAME SIZE SOL	0.00	0.18
11010000	20040	11/04/19	10000568	AMAZON.COM	19901100111000	63990004	MASTER LOCK 1535DWD	0.00	0.39
11010000	20040	11/04/19	10000568	AMAZON.COM	19901100111000	63990004	GDEALER D51 DIGITAL	0.00	1.70
11010000	20040	11/04/19	10000568	AMAZON.COM	19901100111000	63990004	ROLLERFLEX FOOD GRA	0.00	0.06
11010000	20040	11/04/19	10000568	AMAZON.COM	19901100111000	63990004	GRAM CALIBRATION WE	0.00	0.04
11010000	20040	11/04/19	10000568	AMAZON.COM	19901100111000	63990004	TDS METER DIGITAL W	0.00	1.56
11010000	20040	11/04/19	10000568	AMAZON.COM	19901100111000	63990004	ZPLUST 3 DIGIT COMB	0.00	0.11
11010000	20040	11/04/19	10000568	AMAZON.COM	19901100111000	63990004	NUOVA PREMIUM THERM	0.00	0.36
11010000	20040	11/04/19	10000568	AMAZON.COM	19901100111000	63990004	ADOUJRY COMPATIBLE	0.00	0.58
11010000	20040	11/04/19	10000568	AMAZON.COM	19901100111000	63990004	X-ACTO SCHOOL PRO C	0.00	0.27
11010000	20040	11/04/19	10000568	AMAZON.COM	19901100111000	63990004	ROLLERFLEX FOOD GRA	0.00	0.08
11010000	20040	11/04/19	10000568	AMAZON.COM	19901100111000	63990004	POIT DIGITAL PH MET	0.00	1.70
11010000	20040	11/04/19	10000568	AMAZON.COM	19901100111000	63990004	AMAZON BASICS THERM	0.00	0.24
11010000	20040	11/04/19	10000568	AMAZON.COM	19901100111000	63990004	210 CENTRAL BOSTON	0.00	0.42
11010000	20040	11/04/19	10000568	AMAZON.COM	19901100111000	63990004	SSCON 3PC PLASTIC S	0.00	0.44
11010000	20040	11/04/19	10000568	AMAZON.COM	19901100111000	63990004	EILIN 4 DIGIT COMBI	0.00	0.15
11010000	20040	11/04/19	10000568	AMAZON.COM	19901100111000	63990004	FINDWAY 5 UV BLACKL	0.00	0.12
11010000	20040	11/04/19	10000568	AMAZON.COM	19901100111000	63990004	SEVILLE CLASSICS MU	0.00	0.31
11010000	20040	11/04/19	10000568	AMAZON.COM	19901100111000	63990004	PADLOCK LOCK, ASST.	0.00	0.19
11010000	20040	11/04/19	10000568	AMAZON.COM	19901100111000	63990004	SEOH RUBBER STOPPER	0.00	0.08
11010000	20040	11/04/19	10000568	AMAZON.COM	19901100111000	63990004	COMBINATION LOCK WI	0.00	0.35
11010000	20040	11/04/19	10000568	AMAZON.COM	19901100111000	63990004	SHIPPING & COVERAGE	0.00	0.73
TOTAL CHECK									10.06
11010000	20041	11/01/19	10000568	AMAZON.COM	19901110411070	63990411	OZOBOT EVO EDUCATOR	0.00	495.00
11010000	20042	11/04/19	10011457	ZAPIER, INC.	19904172699080	63950000	STARTER PLAN YEARLY	0.00	240.00
11010000	20044	11/04/19	10000568	AMAZON.COM	19901110611070	63990411	TIMOVO CASE FOR NEW	0.00	26.98
11010000	20045	11/04/19	10000568	AMAZON.COM	19901110311000	63990000	TEXAS TEST PREP REA	0.00	19.85
11010000	20045	11/04/19	10000568	AMAZON.COM	19901110311000	63990000	TEXAS TEST PREP REA	0.00	19.85
11010000	20045	11/04/19	10000568	AMAZON.COM	19901110311000	63990000	TEXAS TEST PREP REA	0.00	19.85
11010000	20045	11/04/19	10000568	AMAZON.COM	19901110311000	63990000	PRIMARY JOURNAL, HA	0.00	49.74
11010000	20045	11/04/19	10000568	AMAZON.COM	19901110311000	63990000	OXFORD MARBLE COMPO	0.00	39.29
11010000	20045	11/04/19	10000568	AMAZON.COM	19901110311000	63990000	TRADE QUEST LETTER	0.00	33.73
11010000	20045	11/04/19	10000568	AMAZON.COM	19901110311000	63990000	JELLY COMB 2.4 G SL	0.00	8.95
11010000	20045	11/04/19	10000568	AMAZON.COM	19901110311000	63990000	30 PACK MAGNETIC WH	0.00	11.93
TOTAL CHECK									203.19

SUNGARD PENTAMATION  
DATE: 12/12/2019  
TIME: 09:32:12

MEDINA VALLEY ISD  
CHECK REGISTER - BY FUND

PAGE NUMBER: 2  
ACCTPA21

SELECTION CRITERIA: transact.yr='20' and transact.period='3' and transact.fund like '%'  
ACCOUNTING PERIOD: 4/20

FUND - 1990 - GENERAL FUND

CASH ACCT	CHECK NO	ISSUE DT	VENDOR	NAME	BUDGET NUMBER	ACCNT	----DESCRIPTION----	SALES TAX	AMOUNT
11010000	20046	11/04/19	10011460	TRELLO INC.	19904172699080	63950000	TRELLO BUSINESS CLA	0.00	251.98
11010000	20047	11/05/19	10000356	WALMART	19901199923040	63990000	BEAN BAG CHAIRS	0.00	98.97
11010000	20048	11/12/19	10000568	AMAZON.COM	19901200199000	63990000	BLACOO LIGHTNING TO	0.00	37.98
11010000	20051	11/12/19	10000568	AMAZON.COM	19905399999070	63990411	HONEYWELL MS7120ORB	0.00	237.96
11010000	20052	11/15/19	10007282	MORPHO TRUST USA, I	19904173099080	62990000	OPEN PO-NOT TO EXCE	0.00	935.75
11010000	20054	11/15/19	10007949	TEXAS STATE BOARD O	19905199999110	64990000	OPEN PO: PLUMBERS'	0.00	15.00
11010000	20055	11/13/19	10000568	AMAZON.COM	19904170199080	63990000	IPAD 9.7 KEYBOARD C	0.00	32.95
11010000	20055	11/13/19	10000568	AMAZON.COM	19904170199080	63990000	ADDITIONAL LINE ITEM	0.00	8.04
TOTAL CHECK								0.00	40.99
11010000	20056	11/13/19	10000568	AMAZON.COM	19901104211000	63990006	AFMAT ELECTRIC PENC	0.00	31.00
11010000	20057	11/13/19	10000568	AMAZON.COM	19905281099080	63990000	OFFEX 34"H ELECTRIC	0.00	384.28
11010000	20058	11/19/19	10000568	AMAZON.COM	19902199999020	62990000	PERSONALIZED ENGRAV	0.00	24.99
11010000	20059	11/20/19	10000568	AMAZON.COM	19901104222060	63990000	BEGINNING LEGO MIND	0.00	33.98
11010000	20059	11/20/19	10000568	AMAZON.COM	19901104222060	63990000	LEGO EV3 ROBOTICS:	0.00	39.70
11010000	20059	11/20/19	10000568	AMAZON.COM	19901104222060	63990000	EV3 4 BRAINY KIDS 1	0.00	19.86
11010000	20059	11/20/19	10000568	AMAZON.COM	19901104222060	63990000	THE LEGO MINDSTORMS	0.00	17.68
11010000	20059	11/20/19	10000568	AMAZON.COM	19901104222060	63990000	CLASSROOM ACTIVITIE	0.00	39.74
TOTAL CHECK								0.00	150.96
11010000	20060	11/20/19	10000568	AMAZON.COM	19901104222060	63990000	AKRO-MILS 10144 D 2	0.00	119.80
11010000	20061	11/20/19	10000568	AMAZON.COM	19903100199000	63990000	BEBONCOOL WIRELESS	0.00	67.59
11010000	20061	11/20/19	10000568	AMAZON.COM	19903100199000	63990000	NUMERIC KEYPAD & MO	0.00	100.02
TOTAL CHECK								0.00	167.61
11010000	20065	11/21/19	10000568	AMAZON.COM	19901110311000	63990000	EXACT INDEX CARDSTO	0.00	28.54
11010000	20065	11/21/19	10000568	AMAZON.COM	19901110311000	63990000	ASTROBRIGHTS MEGA C	0.00	45.86
11010000	20065	11/21/19	10000568	AMAZON.COM	19901110311000	63990000	NEENAH ASTROBRIGHTS	0.00	27.51
11010000	20065	11/21/19	10000568	AMAZON.COM	19901110311000	63990000	ASTROBRIGHTS COLORE	0.00	60.53
11010000	20065	11/21/19	10000568	AMAZON.COM	19902310399000	63990000	QUALITY PARK INTERO	0.00	25.35
TOTAL CHECK								0.00	187.79
11010000	20066	11/21/19	10000568	AMAZON.COM	19901110511000	63990000	SONY PORTABLE BLUET	0.00	77.51
11010000	20066	11/21/19	10000568	AMAZON.COM	19901110511000	63990000	NATIONAL GEOGRAPHIC	0.00	12.92
11010000	20066	11/21/19	10000568	AMAZON.COM	19901110511000	63990000	1000 PIECE BUILDING	0.00	28.83
11010000	20066	11/21/19	10000568	AMAZON.COM	19901110511000	63990000	CLIPCO DRY ERASE PO	0.00	25.76
11010000	20066	11/21/19	10000568	AMAZON.COM	19901110511000	63990000	ECR4KIDS-20516-AS A	0.00	46.35
11010000	20066	11/21/19	10000568	AMAZON.COM	19901110511000	63990000	EASEPRES 6- TIER ME	0.00	22.82
11010000	20066	11/21/19	10000568	AMAZON.COM	19901110511000	63990000	AMAZON BASICS MANIL	0.00	9.94
11010000	20066	11/21/19	10000568	AMAZON.COM	19901110511000	63990000	D'NEALIAN CHART TAB	0.00	58.63
11010000	20066	11/21/19	10000568	AMAZON.COM	19901110511000	63990000	OGRMAR METAL CLIP 1	0.00	15.89
11010000	20066	11/21/19	10000568	AMAZON.COM	19901110511000	63990000	AVERY SHIPPING ADDR	0.00	18.36

SUNGARD PENTAMATION  
 DATE: 12/12/2019  
 TIME: 09:32:12

MEDINA VALLEY ISD  
 CHECK REGISTER - BY FUND

PAGE NUMBER: 3  
 ACCTPA21

SELECTION CRITERIA: transact.yr='20' and transact.period='3' and transact.fund like '%'  
 ACCOUNTING PERIOD: 4/20

FUND - 1990 - GENERAL FUND

CASH ACCT	CHECK NO	ISSUE DT	VENDOR	NAME	BUDGET NUMBER	ACCNT	----DESCRIPTION----	SALES TAX	AMOUNT
11010000	20066	11/21/19	10000568	AMAZON.COM	19901110511000	63990000	SCHOOL SMART PRIMAR	0.00	36.28
TOTAL CHECK									0.00 353.29
11010000	20068	11/21/19	10000568	AMAZON.COM	19901110311000	63990000	FELLOWES 52326 PLAS	0.00	23.49
11010000	20068	11/21/19	10000568	AMAZON.COM	19901110311000	63990000	BIC CLEAN WITE-OUT	0.00	10.50
11010000	20068	11/21/19	10000568	AMAZON.COM	19901110311000	63990000	SCOTCH TERMAL LAMIN	0.00	30.43
11010000	20068	11/21/19	10000568	AMAZON.COM	19901110311000	63990000	BEISTLE 20213 PRINT	0.00	6.96
TOTAL CHECK									0.00 71.38
11010000	20069	11/22/19	10000568	AMAZON.COM	19901100111000	63990007	CANON EF-S 18-135MM	0.00	533.84
11010000	20069	11/22/19	10000568	AMAZON.COM	19901100111000	63990007	67MM LENS CAP BUNDL	0.00	14.13
TOTAL CHECK									0.00 547.97
11010000	20073	11/25/19	10000356	WALMART	19903600199010	63990100	ONLINE ORDER COLEMA	0.00	59.64
11010000	20074	11/21/19	10009028	AMERICAN AIRLINES	19901399923040	64110000	FLIGHTS FOR ABAI CO	0.00	344.61
11010000	20074	11/21/19	10009028	AMERICAN AIRLINES	19902199923040	64110000	FLIGHTS FOR ABAI CO	0.00	344.60
11010000	20074	11/21/19	10009028	AMERICAN AIRLINES	19903199923040	64110000	FLIGHTS FOR ABAI CO	0.00	344.60
TOTAL CHECK									0.00 1,033.81
11010000	126168	V 10/10/19	10000351	BANDERA ISD	19903604291100	64991001	MVMS- VB TOURNEY	0.00	-175.00
11010000	126168	V 10/10/19	10000351	BANDERA ISD	19903604391100	64991001	LAMS-VB TOURNEY	0.00	-350.00
TOTAL CHECK									0.00 -525.00
11010000	126651	11/07/19	10000438	ALSATIAN GOLF CLUB	19903600191100	63991050	TITLEIST AVX GOLF B	0.00	316.93
11010000	126651	11/07/19	10000438	ALSATIAN GOLF CLUB	19903600191100	63991050	TITLEIST VELOCITY G	0.00	479.25
11010000	126651	11/07/19	10000438	ALSATIAN GOLF CLUB	19903600191100	63991050	SHIPPING AND HANDLI	0.00	30.02
TOTAL CHECK									0.00 826.20
11010000	126652	11/07/19	10001617	ALTEX ELECTRONICS,	19905399999070	63990411	FIBER SGL MODE MODM	0.00	137.50
11010000	126652	11/07/19	10001617	ALTEX ELECTRONICS,	19905399999070	63990411	LEVITON GIGAMIX INS	0.00	330.00
TOTAL CHECK									0.00 467.50
11010000	126653	11/07/19	10009744	APPLE INC.	19901199911020	63950000	10.2 INCH IPAD WI-F	0.00	1,495.00
11010000	126654	11/07/19	10005908	AT&T	19905199999070	62590715	AT & T - ADE CIRCUI	0.00	2,690.30
11010000	126655	11/07/19	10002289	BANDERA BOWLING CEN	19901104323000	64120014	BOWLING FEES FOR 19	0.00	90.00
11010000	126656	11/07/19	10000351	BANDERA ISD	19903604391100	64991001	LAMS VB TOUREY	0.00	175.00
11010000	126656	11/07/19	10000351	BANDERA ISD	19903604291100	64991001	MEDINA VALLEY MIDDL	0.00	175.00
TOTAL CHECK									0.00 350.00
11010000	126657	11/07/19	10004234	BLICK ART MATERIALS	19901100111000	63990006	E40305-4505 BLOCK P	0.00	8.08
11010000	126657	11/07/19	10004234	BLICK ART MATERIALS	19901100111000	63990006	61501-2010 FISHHOOK	0.00	16.63
11010000	126657	11/07/19	10004234	BLICK ART MATERIALS	19901100111000	63990006	60699-2008 PIERCED	0.00	17.86
11010000	126657	11/07/19	10004234	BLICK ART MATERIALS	19901100111000	63990006	21101-2006 BLACK CA	0.00	15.93
11010000	126657	11/07/19	10004234	BLICK ART MATERIALS	19901100111000	63990006	10710-1239 CANSON M	0.00	32.10
11010000	126657	11/07/19	10004234	BLICK ART MATERIALS	19901100111000	63990006	09701-1009 MIXED ME	0.00	85.02
11010000	126657	11/07/19	10004234	BLICK ART MATERIALS	19901100111000	63990006	09701-1023 MIXED ME	0.00	88.72
11010000	126657	11/07/19	10004234	BLICK ART MATERIALS	19901100111000	63990006	40305-3015 BLOCK PR	0.00	8.07
11010000	126657	11/07/19	10004234	BLICK ART MATERIALS	19901100111000	63990006	40305-5005 BLOCKPRI	0.00	8.07

SUNGARD PENTAMATION  
 DATE: 12/12/2019  
 TIME: 09:32:12

MEDINA VALLEY ISD  
 CHECK REGISTER - BY FUND

PAGE NUMBER: 4  
 ACCTPA21

SELECTION CRITERIA: transact.yr='20' and transact.period='3' and transact.fund like '%'  
 ACCOUNTING PERIOD: 4/20

FUND - 1990 - GENERAL FUND

CASH ACCT	CHECK NO	ISSUE DT	VENDOR	NAME	BUDGET NUMBER	ACCNT	----DESCRIPTION----	SALES TAX	AMOUNT
11010000	126657	11/07/19	10004234	BLICK ART MATERIALS	19901100111000	63990006	40305-2005 BLOCK RP	0.00	16.15
11010000	126657	11/07/19	10004234	BLICK ART MATERIALS	19901100111000	63990006	40409-1001 E-Z CUT	0.00	373.81
11010000	126657	11/07/19	10004234	BLICK ART MATERIALS	19901100111000	63990006	00673-0129 CHROMACR	0.00	117.97
11010000	126657	11/07/19	10004234	BLICK ART MATERIALS	19901100111000	63990006	00673-2069 CHROMACR	0.00	70.78
11010000	126657	11/07/19	10004234	BLICK ART MATERIALS	19901100111000	63990006	20031-0009 SAKURA C	0.00	82.88
11010000	126657	11/07/19	10004234	BLICK ART MATERIALS	19901100111000	63990006	17205-1009 PRE CUT	0.00	72.12
11010000	126657	11/07/19	10004234	BLICK ART MATERIALS	19901100111000	63990006	17205-1006 PRE CUT	0.00	45.81
11010000	126657	11/07/19	10004234	BLICK ART MATERIALS	19901100111000	63990006	11406-2007 CONSTRUC	0.00	7.82
11010000	126657	11/07/19	10004234	BLICK ART MATERIALS	19901100111000	63990006	110406-1027 CONSRUC	0.00	35.19
11010000	126657	11/07/19	10004234	BLICK ART MATERIALS	19901100111000	63990006	00711-1086 BLOCK OU	0.00	5.33
TOTAL CHECK									1,108.34
11010000	126660	11/07/19	10007691	BUSH'S CHICKEN	19903600199050	64120503	ROTC: OPEN PO NOT	0.00	87.98
11010000	126661	11/07/19	10010138	BWI COMPANIES, INC.	19901100122060	63990600	SHIPPING ESTIMATE	0.00	-9.00
11010000	126661	11/07/19	10010138	BWI COMPANIES, INC.	19901100122060	63990600	36" X 12" X 6" NON-	0.00	278.55
11010000	126661	11/07/19	10010138	BWI COMPANIES, INC.	19901100122060	63990600	SHIPPING ESTIMATE	0.00	137.55
11010000	126661	11/07/19	10010138	BWI COMPANIES, INC.	19901100122060	63990600	40' X 48' SHADE CLO	0.00	436.14
11010000	126661	11/07/19	10010138	BWI COMPANIES, INC.	19901100122060	63990600	SHIPPING ESTIMATE	0.00	76.47
TOTAL CHECK									919.71
11010000	126662	11/07/19	10002373	CARRIER ENTERPRISE	19905199999110	62490000	OPEN PO - HVAC PART	0.00	902.31
11010000	126662	11/07/19	10002373	CARRIER ENTERPRISE	19905199999110	62490000	OPEN PO - HVAC PART	0.00	338.80
TOTAL CHECK									1,241.11
11010000	126663	11/07/19	10008516	CASTROVILLE QUICK L	19905199999110	62490000	OPEN PO: LABOR AND	0.00	46.43
11010000	126663	11/07/19	10008516	CASTROVILLE QUICK L	19905199999110	62490000	OPEN PO: LABOR AND	0.00	52.49
TOTAL CHECK									98.92
11010000	126664	11/07/19	10011381	CATHOLIC CHARITIES	19901199923040	62990000	INTERPRETING AND TR	0.00	130.00
11010000	126664	11/07/19	10011381	CATHOLIC CHARITIES	19901199923040	64190000	MILEAGE FOR INTERPR	0.00	41.18
TOTAL CHECK									171.18
11010000	126665	11/07/19	10000784	CDW GOVERNMENT, INC	19902300199000	63990000	ITEM#5545901 HP COL	0.00	-399.00
11010000	126665	11/07/19	10000784	CDW GOVERNMENT, INC	19902300199000	63990000	ITEM#5545901 HP COL	0.00	399.00
11010000	126665	11/07/19	10000784	CDW GOVERNMENT, INC	19902300199000	63990000	HS RECEPTIONIST- QU	0.00	-89.51
11010000	126665	11/07/19	10000784	CDW GOVERNMENT, INC	19902300199000	63990000	HS RECEPTIONIST- QU	0.00	89.51
11010000	126665	11/07/19	10000784	CDW GOVERNMENT, INC	19902300199000	63990000	HS RECEPTIONIST- QU	0.00	179.02
11010000	126665	11/07/19	10000784	CDW GOVERNMENT, INC	19905399999070	63990411	APC 120 V 24 OUTLET	0.00	744.81
11010000	126665	11/07/19	10000784	CDW GOVERNMENT, INC	19901104311000	63990000	QUOTE #KZDQ691	0.00	109.92
11010000	126665	11/07/19	10000784	CDW GOVERNMENT, INC	19902199923040	63950000	HP ELITE DISPLAY E2	0.00	255.18
11010000	126665	11/07/19	10000784	CDW GOVERNMENT, INC	19901399999020	63950000	VIEWSONIC VIEW BOAR	0.00	4,998.00
11010000	126665	11/07/19	10000784	CDW GOVERNMENT, INC	19905399999070	63950000	STARTTECH.COM PCIE	0.00	255.22
TOTAL CHECK									6,542.15
11010000	126666	11/07/19	10011678	CED INC/COLUMBIA EL	19905199999110	63190000	BUYBOARD CONTRACT N	0.00	1,836.99
11010000	126666	11/07/19	10011678	CED INC/COLUMBIA EL	19905199999110	63190000	BUYBOARD CONTRACT N	0.00	2,399.99
11010000	126666	11/07/19	10011678	CED INC/COLUMBIA EL	19905100122060	66290000	OPEN PO: ELECTRICAL	0.00	148.75
11010000	126666	11/07/19	10011678	CED INC/COLUMBIA EL	19905100122060	66290000	OPEN PO: ELECTRICAL	0.00	735.13
11010000	126666	11/07/19	10011678	CED INC/COLUMBIA EL	19905100122060	66290000	OPEN PO: ELECTRICAL	0.00	928.16
11010000	126666	11/07/19	10011678	CED INC/COLUMBIA EL	19905100122060	66290000	OPEN PO: ELECTRICAL	0.00	1,041.40
11010000	126666	11/07/19	10011678	CED INC/COLUMBIA EL	19905100122060	66290000	OPEN PO: ELECTRICAL	0.00	63.93

SUNGARD PENTAMATION  
 DATE: 12/12/2019  
 TIME: 09:32:12

MEDINA VALLEY ISD  
 CHECK REGISTER - BY FUND

PAGE NUMBER: 5  
 ACCTPA21

SELECTION CRITERIA: transact.yr='20' and transact.period='3' and transact.fund like '%'  
 ACCOUNTING PERIOD: 4/20

FUND - 1990 - GENERAL FUND

CASH ACCT	CHECK NO	ISSUE DT	VENDOR	NAME	BUDGET NUMBER	ACCNT	----DESCRIPTION----	SALES TAX	AMOUNT
11010000	126666	11/07/19	10011678	CED INC/COLUMBIA EL	19905100122060	66290000	OPEN PO: ELECTRICAL	0.00	115.68
11010000	126666	11/07/19	10011678	CED INC/COLUMBIA EL	19905100122060	66290000	OPEN PO: ELECTRICAL	0.00	561.64
11010000	126666	11/07/19	10011678	CED INC/COLUMBIA EL	19905100122060	66290000	OPEN PO: ELECTRICAL	0.00	2,106.00
11010000	126666	11/07/19	10011678	CED INC/COLUMBIA EL	19905100122060	66290000	OPEN PO: ELECTRICAL	0.00	1,738.64
11010000	126666	11/07/19	10011678	CED INC/COLUMBIA EL	19905100122060	66290000	OPEN PO: ELECTRICAL	0.00	6,230.47
11010000	126666	11/07/19	10011678	CED INC/COLUMBIA EL	19905100122060	66290000	OPEN PO: ELECTRICAL	0.00	377.69
11010000	126666	11/07/19	10011678	CED INC/COLUMBIA EL	19905100122060	66290000	OPEN PO: ELECTRICAL	0.00	1,123.26
TOTAL CHECK									19,407.73
11010000	126667	11/07/19	10001824	CITY OF LACOSTE WAT	19905199999080	62590000	WATER/SEWER	0.00	923.50
11010000	126667	11/07/19	10001824	CITY OF LACOSTE WAT	19905199999080	62590000	WATER/SEWER	0.00	1,948.16
TOTAL CHECK									2,871.66
11010000	126668	11/07/19	10002117	DAISY CHARTERS & SH	19903600199010	64120100	CHARTER BUSES FOR P	0.00	4,530.00
11010000	126671	11/07/19	10001832	DEMCO INC.	19901200199000	63990000	ITEM #W13200870	0.00	15.78
11010000	126671	11/07/19	10001832	DEMCO INC.	19901200199000	63990000	ITEM #W12802920	0.00	15.72
11010000	126671	11/07/19	10001832	DEMCO INC.	19901200199000	63990000	MODERN SUBJECT CLAS	0.00	15.84
11010000	126671	11/07/19	10001832	DEMCO INC.	19901200199000	63990000	ITEM #W12802830	0.00	15.72
11010000	126671	11/07/19	10001832	DEMCO INC.	19901200199000	63990000	ITEM #W12802880	0.00	15.72
11010000	126671	11/07/19	10001832	DEMCO INC.	19901200199000	63990000	ITEM #W12854400	0.00	15.72
11010000	126671	11/07/19	10001832	DEMCO INC.	19901200199000	63990000	ITEM #W12803000	0.00	15.72
11010000	126671	11/07/19	10001832	DEMCO INC.	19901200199000	63990000	ITEM #W12195830	0.00	15.72
11010000	126671	11/07/19	10001832	DEMCO INC.	19901200199000	63990000	SUPERFOLD 12"H 24"	0.00	19.67
11010000	126671	11/07/19	10001832	DEMCO INC.	19901200199000	63990000	SUPERFOLD 10"H 21"	0.00	16.99
11010000	126671	11/07/19	10001832	DEMCO INC.	19901200199000	63990000	ORIGAMI BOOKMARK AC	0.00	13.45
11010000	126671	11/07/19	10001832	DEMCO INC.	19901200199000	63990000		0.00	9.35
11010000	126671	11/07/19	10001832	DEMCO INC.	19901200199000	63990000	ITEM # W13788050	0.00	8.23
11010000	126671	11/07/19	10001832	DEMCO INC.	19901200199000	63990000	ITEM # W13786050	0.00	8.23
11010000	126671	11/07/19	10001832	DEMCO INC.	19901200199000	63990000	ITEM # W13781240	0.00	8.23
11010000	126671	11/07/19	10001832	DEMCO INC.	19901200199000	63990000	ITEM #W13786110	0.00	8.23
11010000	126671	11/07/19	10001832	DEMCO INC.	19901200199000	63990000	ITEM #W13613380	0.00	8.65
11010000	126671	11/07/19	10001832	DEMCO INC.	19901200199000	63990000	ITEM #W13769450	0.00	6.35
11010000	126671	11/07/19	10001832	DEMCO INC.	19901200199000	63990000	ITEM #W13769470	0.00	6.35
11010000	126671	11/07/19	10001832	DEMCO INC.	19901200199000	63990000	ITEM #W13769440	0.00	6.35
11010000	126671	11/07/19	10001832	DEMCO INC.	19901200199000	63990000	ITEM #W13738600	0.00	8.23
11010000	126671	11/07/19	10001832	DEMCO INC.	19901200199000	63990000	ITEM #W13762870	0.00	6.73
11010000	126671	11/07/19	10001832	DEMCO INC.	19901200199000	63990000		0.00	8.23
11010000	126671	11/07/19	10001832	DEMCO INC.	19901200199000	63990000	EUCALYPTUS SCENTED	0.00	6.35
11010000	126671	11/07/19	10001832	DEMCO INC.	19901200199000	63990000	HOW DO BOOKMARKS 2"	0.00	8.23
11010000	126671	11/07/19	10001832	DEMCO INC.	19901200199000	63990000	HOW TO BOOKMARKS 2"	0.00	8.23
11010000	126671	11/07/19	10001832	DEMCO INC.	19901200199000	63990000	FALL DIE CUT BOOKMA	0.00	8.23
11010000	126671	11/07/19	10001832	DEMCO INC.	19901200199000	63990000	SPOOKY HALLOWEEN PA	0.00	6.82
11010000	126671	11/07/19	10001832	DEMCO INC.	19901200199000	63990000	WINTER DIE CUT BOOK	0.00	8.23
11010000	126671	11/07/19	10001832	DEMCO INC.	19901200199000	63990000	CONDIMENT BOOKMARKS	0.00	8.23
11010000	126671	11/07/19	10001832	DEMCO INC.	19901200199000	63990000	DOG BREEDS BOOKMARK	0.00	8.23
11010000	126671	11/07/19	10001832	DEMCO INC.	19901200199000	63990000	FUN FACTS SPACE BOO	0.00	8.23
11010000	126671	11/07/19	10001832	DEMCO INC.	19901200199000	63990000	DIGITAL CITIZENSHIP	0.00	8.23
11010000	126671	11/07/19	10001832	DEMCO INC.	19901200199000	63990000	FUN FACTS NATIONAL	0.00	8.23
11010000	126671	11/07/19	10001832	DEMCO INC.	19901200199000	63990000	WE LIKE BOOOKS BOOK	0.00	8.23
11010000	126671	11/07/19	10001832	DEMCO INC.	19901200199000	63990000	DESIGN YOUR OWN BOO	0.00	25.24
11010000	126671	11/07/19	10001832	DEMCO INC.	19901200199000	63990000	BOOK A TRIP BOOKMAR	0.00	8.23

SUNGARD PENTAMATION  
 DATE: 12/12/2019  
 TIME: 09:32:12

MEDINA VALLEY ISD  
 CHECK REGISTER - BY FUND

PAGE NUMBER: 6  
 ACCTPA21

SELECTION CRITERIA: transact.yr='20' and transact.period='3' and transact.fund like '%'  
 ACCOUNTING PERIOD: 4/20

FUND - 1990 - GENERAL FUND

CASH ACCT	CHECK NO	ISSUE DT	VENDOR	NAME	BUDGET NUMBER	ACCNT	----DESCRIPTION----	SALES TAX	AMOUNT
11010000	126671	11/07/19	10001832	DEMCO INC.	19901200199000	63990000	FACT OR FICTION? BO	0.00	8.23
11010000	126671	11/07/19	10001832	DEMCO INC.	19901200199000	63990000	CUPCAKE SCENTED BOO	0.00	6.35
11010000	126671	11/07/19	10001832	DEMCO INC.	19901200199000	63990000	CONSTELLATION DIE C	0.00	8.23
TOTAL CHECK								0.00	420.96
11010000	126672	11/07/19	10011897	DIDAX INC.	19901110311000	63990000	2-5163W - MATHEMATI	0.00	0.96
11010000	126672	11/07/19	10011897	DIDAX INC.	19901110311000	63990000	2-5164W - MATHEMATI	0.00	0.96
11010000	126672	11/07/19	10011897	DIDAX INC.	19901110311000	63990000	8-1635W - PLACE VAL	0.00	38.40
11010000	126672	11/07/19	10011897	DIDAX INC.	19901110311000	63990000	320043W - MATH VOCA	0.00	21.12
11010000	126672	11/07/19	10011897	DIDAX INC.	19901110311000	63990000	266647W - MAGNETIC	0.00	26.88
11010000	126672	11/07/19	10011897	DIDAX INC.	19901110311000	63990000	211650W - HANDS-ON	0.00	14.40
11010000	126672	11/07/19	10011897	DIDAX INC.	19901110311000	63990000	313423W - WEEK BY W	0.00	11.52
11010000	126672	11/07/19	10011897	DIDAX INC.	19901110311000	63990000	600009W - EXPLORING	0.00	95.99
11010000	126672	11/07/19	10011897	DIDAX INC.	19901110311000	63990000	SHIPPING	0.00	29.43
TOTAL CHECK								0.00	239.66
11010000	126673	11/07/19	10009494	DOCUMENT TRACKING S	19901199923040	62990000	SE CONTRACT 1009-19	0.00	385.00
11010000	126674	11/07/19	10008084	DRURY INN-AUSTIN NO	19902199923040	64110000	HOTEL CONFIRMATION	0.00	239.98
11010000	126674	11/07/19	10008084	DRURY INN-AUSTIN NO	19902199923040	64110000	TAXES (17% LESS 6%	0.00	26.40
TOTAL CHECK								0.00	266.38
11010000	126676	11/07/19	10003830	EASTBAY INC.	19903600191100	63991014	ASC ADMIN/SET UP FE	0.00	40.00
11010000	126676	11/07/19	10003830	EASTBAY INC.	19903600191100	63991014	SHIPPING AND HANDLI	0.00	10.00
11010000	126676	11/07/19	10003830	EASTBAY INC.	19903600191100	63991021	SHIPPING AND HANDLI	0.00	10.00
11010000	126676	11/07/19	10003830	EASTBAY INC.	19903600191100	62991014	NIKE DF VICTORY SOL	0.00	33.00
11010000	126676	11/07/19	10003830	EASTBAY INC.	19903600191100	62991014	NIKE W'S DF VICTORY	0.00	33.00
11010000	126676	11/07/19	10003830	EASTBAY INC.	19903600191100	62991014	ASC EMBROIDERED LOG	0.00	17.00
11010000	126676	11/07/19	10003830	EASTBAY INC.	19903600191100	62991021	BASEBALL- NEW BALAN	0.00	205.60
TOTAL CHECK								0.00	348.60
11010000	126677	11/07/19	10010586	EDUCATION GALAXY, L	19901110511000	63950000	EGL0TX-01 EDUCATION	0.00	4,200.00
11010000	126677	11/07/19	10010586	EDUCATION GALAXY, L	19901110611000	63950000	LRE: EDUCATION GALA	0.00	3,900.00
TOTAL CHECK								0.00	8,100.00
11010000	126678	11/07/19	10001843	EDUCATION SERVICE C	19901200199000	62390000	ATTENDING REGION 20	0.00	25.00
11010000	126678	11/07/19	10001843	EDUCATION SERVICE C	19901300122060	62390000	CTE - PRACTICUM, CA	0.00	100.00
11010000	126678	11/07/19	10001843	EDUCATION SERVICE C	19901204299000	62390000	ATTENDING ESC-20 LI	0.00	25.00
11010000	126678	11/07/19	10001843	EDUCATION SERVICE C	19901204399000	62390000	ATTENDING ESC-20 LI	0.00	25.00
TOTAL CHECK								0.00	175.00
11010000	126679	11/07/19	10002228	ERIC ARMIN INC	19901110411000	63990000	10-SIDED DICE 0-9:	0.00	18.87
11010000	126679	11/07/19	10002228	ERIC ARMIN INC	19901110411000	63990000	BASE TEN THOUSAND C	0.00	119.52
TOTAL CHECK								0.00	138.39
11010000	126680	11/07/19	10011575	EWELL EDUCATIONAL S	19903600122060	64990600	AG: OPEN PO NOT TO	0.00	256.00
11010000	126680	11/07/19	10011575	EWELL EDUCATIONAL S	19903600122060	64990600	AG: OPEN PO NOT TO	0.00	160.00
11010000	126680	11/07/19	10011575	EWELL EDUCATIONAL S	19903600122060	64990600	AG: OPEN PO NOT TO	0.00	96.00
11010000	126680	11/07/19	10011575	EWELL EDUCATIONAL S	19903600122060	64990600	AG: OPEN PO NOT TO	0.00	70.00
11010000	126680	11/07/19	10011575	EWELL EDUCATIONAL S	19903600122060	64990600	AG: OPEN PO NOT TO	0.00	90.00
11010000	126680	11/07/19	10011575	EWELL EDUCATIONAL S	19903600122060	64990600	AG: OPEN PO NOT TO	0.00	30.00
11010000	126680	11/07/19	10011575	EWELL EDUCATIONAL S	19903600122060	64990600	AG: OPEN PO NOT TO	0.00	40.00

SUNGARD PENTAMATION  
 DATE: 12/12/2019  
 TIME: 09:32:12

MEDINA VALLEY ISD  
 CHECK REGISTER - BY FUND

PAGE NUMBER: 7  
 ACCTPA21

SELECTION CRITERIA: transact.yr='20' and transact.period='3' and transact.fund like '%'  
 ACCOUNTING PERIOD: 4/20

FUND - 1990 - GENERAL FUND

CASH ACCT	CHECK NO	ISSUE DT	VENDOR	NAME	BUDGET NUMBER	ACCNT	----DESCRIPTION----	SALES TAX	AMOUNT
11010000	126680	11/07/19	10011575	EWELL EDUCATIONAL S	19903600122060	64990600	AG: OPEN PO NOT TO	0.00	96.00
TOTAL CHECK									838.00
11010000	126681	11/07/19	10010854	GATEWAY PRINTING &	19904173099080	63990000	SMD13043 PURPLE FIL	0.00	49.47
11010000	126681	11/07/19	10010854	GATEWAY PRINTING &	19904173099080	63990000	UNV12113 MANILA FIL	0.00	10.38
11010000	126681	11/07/19	10010854	GATEWAY PRINTING &	19902199999020	63990000	HP 950 (LOS28AN) 2-	0.00	50.81
11010000	126681	11/07/19	10010854	GATEWAY PRINTING &	19902199999020	63990000	HP 951 (CR314FN) 3-	0.00	114.04
11010000	126681	11/07/19	10010854	GATEWAY PRINTING &	19902300199000	63990000	SECURE- A- PEN ANTI	0.00	30.72
11010000	126681	11/07/19	10010854	GATEWAY PRINTING &	19902300199000	63990000	SECURE- A- PEN ANTI	0.00	16.32
11010000	126681	11/07/19	10010854	GATEWAY PRINTING &	19902300199000	63990000	ORIGINAL PADS IN JA	0.00	105.40
11010000	126681	11/07/19	10010854	GATEWAY PRINTING &	19902300199000	63990000	3850 HEAVY- DUTY PA	0.00	26.75
11010000	126681	11/07/19	10010854	GATEWAY PRINTING &	19902300199000	63990000	COLORED FILE FOLDER	0.00	34.77
11010000	126681	11/07/19	10010854	GATEWAY PRINTING &	19902300199000	63990000	STRING & BUTTON INT	0.00	132.32
11010000	126681	11/07/19	10010854	GATEWAY PRINTING &	19902300199000	63990000	RETRACTABLE GEL PEN	0.00	29.12
11010000	126681	11/07/19	10010854	GATEWAY PRINTING &	19902300199000	63990000	OFFICE SUITES PAPER	0.00	6.49
11010000	126681	11/07/19	10010854	GATEWAY PRINTING &	19902300199000	63990000	PRECISE V5RT RETRAC	0.00	23.99
11010000	126681	11/07/19	10010854	GATEWAY PRINTING &	19902300199000	63990000	PRECISE V5 STICK RO	0.00	9.31
11010000	126681	11/07/19	10010854	GATEWAY PRINTING &	19902310399000	63990000	QUOTE# - 18-782MA-R	0.00	689.07
11010000	126681	11/07/19	10010854	GATEWAY PRINTING &	19902310399000	63990000	WS1270T5 - WESTON E	0.00	200.00
11010000	126681	11/07/19	10010854	GATEWAY PRINTING &	19902310399000	63990000	ZTAX - ,MANUFACTURE	0.00	40.01
11010000	126681	11/07/19	10010854	GATEWAY PRINTING &	19902310399000	63990000	ZINSTALL - TO RECEI	0.00	162.00
11010000	126681	11/07/19	10010854	GATEWAY PRINTING &	19901110311000	63990000	NEW TEACHERS CLASSR	0.00	169.32
11010000	126681	11/07/19	10010854	GATEWAY PRINTING &	19902310399000	63990000	GLB PRODUCT 3991 -	0.00	1,222.56
11010000	126681	11/07/19	10010854	GATEWAY PRINTING &	19903110399000	63990000	CONSELOR	0.00	223.20
11010000	126681	11/07/19	10010854	GATEWAY PRINTING &	19902310399000	63990000	ZGW- Z INSTALL - TO	0.00	108.00
11010000	126681	11/07/19	10010854	GATEWAY PRINTING &	19903110399000	63990000	ZGW- Z INSTALL - TO	0.00	108.00
11010000	126681	11/07/19	10010854	GATEWAY PRINTING &	19901100122060	63990602	EASEL,MOB,ULT,47X72	0.00	659.00
11010000	126681	11/07/19	10010854	GATEWAY PRINTING &	19901100122060	63990602	DELIVERY & INSTALLA	0.00	100.00
11010000	126681	11/07/19	10010854	GATEWAY PRINTING &	19902100122060	63990479	EASEL,MOB,ULT,47X72	0.00	659.00
11010000	126681	11/07/19	10010854	GATEWAY PRINTING &	19902100122060	63990479	DELIVERY & INSTALLA	0.00	100.00
11010000	126681	11/07/19	10010854	GATEWAY PRINTING &	19903199999020	63990000	HP 414X, (w2020X) H	0.00	134.11
11010000	126681	11/07/19	10010854	GATEWAY PRINTING &	19903199999020	63990000	HP 414X, (w2021X) H	0.00	183.23
11010000	126681	11/07/19	10010854	GATEWAY PRINTING &	19903199999020	63990000	HP 414X (w2022X) HI	0.00	183.23
11010000	126681	11/07/19	10010854	GATEWAY PRINTING &	19903199999020	63990000	HP 414X (w2023X) HI	0.00	183.23
11010000	126681	11/07/19	10010854	GATEWAY PRINTING &	19901200199000	63990000	GWPNUGGETS	0.00	47.98
11010000	126681	11/07/19	10010854	GATEWAY PRINTING &	19901200199000	63990000	R.S.V.P. STICK BALL	0.00	20.20
11010000	126681	11/07/19	10010854	GATEWAY PRINTING &	19901200199000	63990000	R.S.V.P. STICK BALL	0.00	25.25
11010000	126681	11/07/19	10010854	GATEWAY PRINTING &	19901200199000	63990000	RUBBER BANDS, SIZE	0.00	7.04
11010000	126681	11/07/19	10010854	GATEWAY PRINTING &	19901200199000	63990000	MAGIC GREENER TAPE,	0.00	89.54
11010000	126681	11/07/19	10010854	GATEWAY PRINTING &	19901200199000	63990000	DUM- DUM- POPS, ASS	0.00	19.09
11010000	126681	11/07/19	10010854	GATEWAY PRINTING &	19901200199000	63990000	GENERAL- PURPOSE BO	0.00	15.32
TOTAL CHECK									5,988.27
11010000	126683	11/07/19	10006464	H.E.B. GROCERY COMP	19902300199000	64992300	HS OFFICE: OPEN PO	0.00	58.58
11010000	126684	11/07/19	10001871	HABY'S ALSATIAN BAK	19905199999110	64990000	OPEN PO - PASTRIES	0.00	61.00
11010000	126684	11/07/19	10001871	HABY'S ALSATIAN BAK	19905199999110	64990000	OPEN PO - PASTRIES	0.00	8.85
11010000	126684	11/07/19	10001871	HABY'S ALSATIAN BAK	19905199999110	64990000	OPEN PO - PASTRIES	0.00	10.75
TOTAL CHECK									80.60
11010000	126687	11/07/19	10004126	HILTON AMERICAS-HOU	19901399923040	64110000	THREE HOTEL ROOMS F	0.00	229.00
11010000	126687	11/07/19	10004126	HILTON AMERICAS-HOU	19901399923040	64110000	SPORTS AUTHORITY TA	0.00	4.58

SUNGARD PENTAMATION  
 DATE: 12/12/2019  
 TIME: 09:32:12

MEDINA VALLEY ISD  
 CHECK REGISTER - BY FUND

PAGE NUMBER: 8  
 ACCTPA21

SELECTION CRITERIA: transact.yr='20' and transact.period='3' and transact.fund like '%'  
 ACCOUNTING PERIOD: 4/20

FUND - 1990 - GENERAL FUND

CASH ACCT	CHECK NO	ISSUE DT	VENDOR	NAME	BUDGET NUMBER	ACCNT	----DESCRIPTION----	SALES TAX	AMOUNT
11010000	126687	11/07/19	10004126	HILTON AMERICAS-HOU	19901399923040	64110000	CITY TAX 9% FOR 3 R	0.00	20.61
11010000	126687	11/07/19	10004126	HILTON AMERICAS-HOU	19901399923040	64110000	THREE HOTEL ROOMS F	0.00	229.00
11010000	126687	11/07/19	10004126	HILTON AMERICAS-HOU	19901399923040	64110000	SPORTS AUTHORITY TA	0.00	4.58
11010000	126687	11/07/19	10004126	HILTON AMERICAS-HOU	19901399923040	64110000	CITY TAX 9% FOR 3 R	0.00	20.61
11010000	126687	11/07/19	10004126	HILTON AMERICAS-HOU	19901399923040	64110000	THREE HOTEL ROOMS F	0.00	229.00
11010000	126687	11/07/19	10004126	HILTON AMERICAS-HOU	19901399923040	64110000	SPORTS AUTHORITY TA	0.00	4.58
11010000	126687	11/07/19	10004126	HILTON AMERICAS-HOU	19901399923040	64110000	CITY TAX 9% FOR 3 R	0.00	20.61
TOTAL CHECK									762.57
11010000	126688	11/07/19	10000249	HOME DEPOT CREDIT S	19901100122060	63990600	2X6 8FT ROUGH GRN W	0.00	0.26
11010000	126688	11/07/19	10000249	HOME DEPOT CREDIT S	19901100122060	63990600	2X6 10FT STD/BTR RO	0.00	332.25
11010000	126688	11/07/19	10000249	HOME DEPOT CREDIT S	19901100122060	63990600	2X6 8FT ROUGH GRN W	0.00	460.46
11010000	126688	11/07/19	10000249	HOME DEPOT CREDIT S	19901100122060	63990603	2X4-96" PRIME KD-HT	0.00	79.07
11010000	126688	11/07/19	10000249	HOME DEPOT CREDIT S	19901100122060	63990603	7/16 4X8 OSB SKU 00	0.00	106.57
11010000	126688	11/07/19	10000249	HOME DEPOT CREDIT S	19901100122060	63990603	R13 KF 15"X32' ROLL	0.00	1.41
11010000	126688	11/07/19	10000249	HOME DEPOT CREDIT S	19901100122060	63990603	1-1/4" CONSTRUCTION	0.00	2.97
11010000	126688	11/07/19	10000249	HOME DEPOT CREDIT S	19901100122060	63990603	3'X100' EVERBILT HO	0.00	4.06
11010000	126688	11/07/19	10000249	HOME DEPOT CREDIT S	19901100122060	63990603	GMPC NITRILE DISPOS	0.00	2.09
11010000	126688	11/07/19	10000249	HOME DEPOT CREDIT S	19901100122060	63990603	OC OAKRIDGE DRIFTWO	0.00	11.22
11010000	126688	11/07/19	10000249	HOME DEPOT CREDIT S	19901100122060	63990603	OC STARTER SHINGLE	0.00	5.04
11010000	126688	11/07/19	10000249	HOME DEPOT CREDIT S	19901100122060	63990603	OC VENTSURE RIDGE V	0.00	3.14
11010000	126688	11/07/19	10000249	HOME DEPOT CREDIT S	19901100122060	63990603	2X6-12FT #2PRIME PT	0.00	53.67
11010000	126688	11/07/19	10000249	HOME DEPOT CREDIT S	19901100122060	63990603	23/32" 4X8 PT RTD G	0.00	105.08
11010000	126688	11/07/19	10000249	HOME DEPOT CREDIT S	19901100122060	63990603	MILWAUKEE 25FT AUTO	0.00	6.99
11010000	126688	11/07/19	10000249	HOME DEPOT CREDIT S	19901100122060	63990603	OUTSIDE DELIVERY	0.00	5.54
11010000	126688	11/07/19	10000249	HOME DEPOT CREDIT S	19901100122060	63990603	2X6-12FT #2/BTR KD-	0.00	355.01
11010000	126688	11/07/19	10000249	HOME DEPOT CREDIT S	19901100122060	63990603	ESTWING 22OZ MIL FA	0.00	25.07
11010000	126688	11/07/19	10000249	HOME DEPOT CREDIT S	19901100122060	63990603	4X4-12FT #2 PT GC S	0.00	467.27
11010000	126688	11/07/19	10000249	HOME DEPOT CREDIT S	19901100122060	63990603	NO. 15 FELT-432 SQ.	0.00	42.79
11010000	126688	11/07/19	10000249	HOME DEPOT CREDIT S	19901100122060	63990603	#10 X 3" PG10 EXT S	0.00	36.99
11010000	126688	11/07/19	10000249	HOME DEPOT CREDIT S	19901100122060	63990603	3D 1-1/4" ELECTRO G	0.00	109.20
11010000	126688	11/07/19	10000249	HOME DEPOT CREDIT S	19901100122060	63990603	80LB QUIKRETE CONCR	0.00	105.95
11010000	126688	11/07/19	10000249	HOME DEPOT CREDIT S	19901100122060	63990603	4" GALV STYLE D DRI	0.00	33.08
11010000	126688	11/07/19	10000249	HOME DEPOT CREDIT S	19901100122060	63990603	16D 3-1/4" COATED S	0.00	88.74
11010000	126688	11/07/19	10000249	HOME DEPOT CREDIT S	19901100122060	63990603	2X4-96" PRIME KD-HT	0.00	1,048.31
11010000	126688	11/07/19	10000249	HOME DEPOT CREDIT S	19901100122060	63990603	7/16 4X8 OSB SKU 00	0.00	1,412.90
11010000	126688	11/07/19	10000249	HOME DEPOT CREDIT S	19901100122060	63990603	R13 KF 15"X32' ROLL	0.00	18.71
11010000	126688	11/07/19	10000249	HOME DEPOT CREDIT S	19901100122060	63990603	1-1/4" CONSTRUCTION	0.00	39.36
11010000	126688	11/07/19	10000249	HOME DEPOT CREDIT S	19901100122060	63990603	3'X100' EVERBILT HO	0.00	53.81
11010000	126688	11/07/19	10000249	HOME DEPOT CREDIT S	19901100122060	63990603	GMPC NITRILE DISPOS	0.00	27.71
11010000	126688	11/07/19	10000249	HOME DEPOT CREDIT S	19901100122060	63990603	OC OAKRIDGE DRIFTWO	0.00	148.69
11010000	126688	11/07/19	10000249	HOME DEPOT CREDIT S	19901100122060	63990603	OC STARTER SHINGLE	0.00	66.84
11010000	126688	11/07/19	10000249	HOME DEPOT CREDIT S	19901100122060	63990603	OC VENTSURE RIDGE V	0.00	41.69
11010000	126688	11/07/19	10000249	HOME DEPOT CREDIT S	19901100122060	63990603	2X6-12FT #2PRIME PT	0.00	711.51
11010000	126688	11/07/19	10000249	HOME DEPOT CREDIT S	19901100122060	63990603	23/32" 4X8 PT RTD G	0.00	1,393.10
11010000	126688	11/07/19	10000249	HOME DEPOT CREDIT S	19901100122060	63990603	MILWAUKEE 25FT AUTO	0.00	92.66
11010000	126688	11/07/19	10000249	HOME DEPOT CREDIT S	19901100122060	63990603	OUTSIDE DELIVERY	0.00	73.42
11010000	126688	11/07/19	10000249	HOME DEPOT CREDIT S	19901100122060	63990603	2X6-12FT #2/BTR KD-	0.00	26.76
11010000	126688	11/07/19	10000249	HOME DEPOT CREDIT S	19901100122060	63990603	ESTWING 22OZ MIL FA	0.00	1.89
11010000	126688	11/07/19	10000249	HOME DEPOT CREDIT S	19901100122060	63990603	4X4-12FT #2 PT GC S	0.00	35.25
11010000	126688	11/07/19	10000249	HOME DEPOT CREDIT S	19901100122060	63990603	NO. 15 FELT-432 SQ.	0.00	3.23
11010000	126688	11/07/19	10000249	HOME DEPOT CREDIT S	19901100122060	63990603	#10 X 3" PG10 EXT S	0.00	2.79

SUNGARD PENTAMATION  
 DATE: 12/12/2019  
 TIME: 09:32:12

MEDINA VALLEY ISD  
 CHECK REGISTER - BY FUND

PAGE NUMBER: 9  
 ACCTPA21

SELECTION CRITERIA: transact.yr='20' and transact.period='3' and transact.fund like '%'  
 ACCOUNTING PERIOD: 4/20

FUND - 1990 - GENERAL FUND

CASH ACCT	CHECK NO	ISSUE DT	VENDOR	NAME	BUDGET NUMBER	ACCNT	----DESCRIPTION----	SALES TAX	AMOUNT
11010000	126688	11/07/19	10000249	HOME DEPOT CREDIT S	19901100122060	63990603	3D 1-1/4" ELECTRO G	0.00	8.24
11010000	126688	11/07/19	10000249	HOME DEPOT CREDIT S	19901100122060	63990603	80LB QUIKRETE CONCR	0.00	7.99
11010000	126688	11/07/19	10000249	HOME DEPOT CREDIT S	19901100122060	63990603	4" GALV STYLE D DRI	0.00	2.50
11010000	126688	11/07/19	10000249	HOME DEPOT CREDIT S	19901100122060	63990603	16D 3-1/4" COATED S	0.00	6.69
11010000	126688	11/07/19	10000249	HOME DEPOT CREDIT S	19905199999110	63190000	OPEN PO - BUILDING	0.00	253.44
TOTAL CHECK								0.00	7,921.41
11010000	126689	11/07/19	10007820	HOUGHTON MIFFLIN HA	19901100124000	63950000	READ 180 HOSTING SE	0.00	1,800.00
11010000	126690	11/07/19	10002635	INTECH SOUTHWEST SE	19902310599000	63950000	HP PROBOOK 440 G6 T	0.00	665.00
11010000	126690	11/07/19	10002635	INTECH SOUTHWEST SE	19902310599000	63950000	HP THUNDERBOLT DOCK	0.00	175.00
11010000	126690	11/07/19	10002635	INTECH SOUTHWEST SE	19902310599000	63950000	ELECTRONIC HP CARE	0.00	56.00
11010000	126690	11/07/19	10002635	INTECH SOUTHWEST SE	19902310599000	63950000	HP PROBOOK 440 G6 T	0.00	665.00
11010000	126690	11/07/19	10002635	INTECH SOUTHWEST SE	19902310599000	63950000	HP THUNDERBOLT DOCK	0.00	175.00
11010000	126690	11/07/19	10002635	INTECH SOUTHWEST SE	19902310599000	63950000	ELECTRONIC HP CARE	0.00	56.00
11010000	126690	11/07/19	10002635	INTECH SOUTHWEST SE	19902199999020	63950000	HP PROBOOK 440 G6 T	0.00	745.00
11010000	126690	11/07/19	10002635	INTECH SOUTHWEST SE	19902199999020	63950000	HP THUNDERBOLD DOCK	0.00	175.00
11010000	126690	11/07/19	10002635	INTECH SOUTHWEST SE	19902199999020	63950000	ELECTRONIC HP CARE	0.00	56.00
11010000	126690	11/07/19	10002635	INTECH SOUTHWEST SE	19902199999020	63950000	SHIPPING	0.00	9.00
11010000	126690	11/07/19	10002635	INTECH SOUTHWEST SE	19901104222060	63950000	HP PROBOOK 440 G6 T	0.00	2,660.00
11010000	126690	11/07/19	10002635	INTECH SOUTHWEST SE	19901104322060	63950000	HP PROBOOK 440 G6 T	0.00	2,660.00
11010000	126690	11/07/19	10002635	INTECH SOUTHWEST SE	19901104222060	63950000	ELECTRONIC HP CARE	0.00	224.00
11010000	126690	11/07/19	10002635	INTECH SOUTHWEST SE	19901104322060	63950000	ELECTRONIC HP CARE	0.00	224.00
11010000	126690	11/07/19	10002635	INTECH SOUTHWEST SE	19901104222060	63950000	HP COLOR LASERJET P	0.00	250.00
11010000	126690	11/07/19	10002635	INTECH SOUTHWEST SE	19901104322060	63950000	HP COLOR LASERJET P	0.00	250.00
11010000	126690	11/07/19	10002635	INTECH SOUTHWEST SE	19901199911020	63950000	HP ELITE DISPLAY E2	0.00	300.00
11010000	126690	11/07/19	10002635	INTECH SOUTHWEST SE	19901199911020	63950000	HP THUDERBOLT DOCK	0.00	175.00
11010000	126690	11/07/19	10002635	INTECH SOUTHWEST SE	19902300199000	63990000	HS OFFICE:HPCOLOR L	0.00	399.00
TOTAL CHECK								0.00	9,919.00
11010000	126692	11/07/19	10001130	JUAN M ALVARADO/J&R	19905199999110	62490000	GRABO CUSTOM MINI B	0.00	1,047.80
11010000	126693	11/07/19	10005481	J.W. PEPPER AND SON	19901104211010	63990100	MUSIC FOR CLASSROOM	0.00	62.00
11010000	126694	11/07/19	10010371	JANAL WHOLESALE CO.	19901100122060	63990604	125 STEM OF DAISY P	0.00	93.10
11010000	126694	11/07/19	10010371	JANAL WHOLESALE CO.	19901100122060	63990604	PURPLE CORSAGE RIBB	0.00	16.55
11010000	126694	11/07/19	10010371	JANAL WHOLESALE CO.	19901100122060	63990604	BLACK CORSAGE RIBBO	0.00	16.55
11010000	126694	11/07/19	10010371	JANAL WHOLESALE CO.	19901100122060	63990604	SHIPPING AND HANDLI	0.00	16.55
TOTAL CHECK								0.00	142.75
11010000	126695	11/07/19	10000169	JT ADVERTISING & GR	19903300199133	62990000	BUSINESS CARDS FOR	0.00	70.00
11010000	126697	11/07/19	10009923	JUNIOR LIBRARY GUIL	19901200199000	63290000	CURRENT TRENDS HIGH	0.00	244.91
11010000	126697	11/07/19	10009923	JUNIOR LIBRARY GUIL	19901200199000	63290000	GRAPHIC NOVELS HIGH	0.00	244.92
11010000	126697	11/07/19	10009923	JUNIOR LIBRARY GUIL	19901200199000	63290000	NONFICTION HIGH SCH	0.00	244.92
11010000	126697	11/07/19	10009923	JUNIOR LIBRARY GUIL	19901200199000	63290000	SPORTS HIGH SCHOOL	0.00	216.61
11010000	126697	11/07/19	10009923	JUNIOR LIBRARY GUIL	19901200199000	63290000	YOUNG ADULT BOOK SE	0.00	203.86
11010000	126697	11/07/19	10009923	JUNIOR LIBRARY GUIL	19901200199000	63290000	HISTORY FOR HIGH SC	0.00	216.61
11010000	126697	11/07/19	10009923	JUNIOR LIBRARY GUIL	19901200199000	63290000	HIGH INTEREST READI	0.00	238.55
11010000	126697	11/07/19	10009923	JUNIOR LIBRARY GUIL	19901200199000	63290000	MATURE YOUNG ADULTS	0.00	238.55
11010000	126697	11/07/19	10009923	JUNIOR LIBRARY GUIL	19901200199000	63290000	HORN BOOK MAGAZINE,	0.00	68.75
11010000	126697	11/07/19	10009923	JUNIOR LIBRARY GUIL	19901200199000	63290000	SCHOOL LIBRARY JOUR	0.00	55.61

SUNGARD PENTAMATION  
 DATE: 12/12/2019  
 TIME: 09:32:12

MEDINA VALLEY ISD  
 CHECK REGISTER - BY FUND

PAGE NUMBER: 10  
 ACCTPA21

SELECTION CRITERIA: transact.yr='20' and transact.period='3' and transact.fund like '%'  
 ACCOUNTING PERIOD: 4/20

FUND - 1990 - GENERAL FUND

CASH ACCT	CHECK NO	ISSUE DT	VENDOR	NAME	BUDGET NUMBER	ACCNT	----DESCRIPTION----	SALES TAX	AMOUNT
11010000	126697	11/07/19	10009923	JUNIOR LIBRARY GUIL	19901200199000	63290000	SHELF READY PROCESS	0.00	107.19
TOTAL CHECK								0.00	2,080.48
11010000	126699	11/07/19	10000183	LA VERNIA HIGH SCHO	19903600199050	64120506	UIL REGION XX CONGR	0.00	100.00
11010000	126703	11/07/19	10007283	LACKLAND MILITARY C	19901100111050	63990503	ROTC: OPEN PO NOT	0.00	12.75
11010000	126704	11/07/19	10011905	LOGMEIN USA, INC.	19904172699080	63950000	LASTPASS ENTERPRISE	0.00	3,240.00
11010000	126708	11/07/19	10010931	MVISD-TRANSPORTATIO	19903600122060	64120600	AG: OPEN PO NOT TO	0.00	296.96
11010000	126708	11/07/19	10010931	MVISD-TRANSPORTATIO	19903600199010	64940100	MONIES FOR SY 2019-	0.00	19.14
11010000	126708	11/07/19	10010931	MVISD-TRANSPORTATIO	19903600199050	64940503	ROTC: OPEN PO NOT	0.00	236.68
11010000	126708	11/07/19	10010931	MVISD-TRANSPORTATIO	19901100122060	64940602	OPEN PO TRANSPORTAT	0.00	377.00
11010000	126708	11/07/19	10010931	MVISD-TRANSPORTATIO	19903600122060	64940603	OPEN PO FIELD TRIPS	0.00	112.00
11010000	126708	11/07/19	10010931	MVISD-TRANSPORTATIO	19903604391100	64941001	LOMA ALTA MIDDLE SC	0.00	1,325.80
11010000	126708	11/07/19	10010931	MVISD-TRANSPORTATIO	19903604391100	64941001	LOMA ALTA MIDDLE SC	0.00	911.40
11010000	126708	11/07/19	10010931	MVISD-TRANSPORTATIO	19903604391100	64941001	LOMA ALTA MIDDLE SC	0.00	606.20
11010000	126708	11/07/19	10010931	MVISD-TRANSPORTATIO	19903604391100	64941001	LOMA ALTA MIDDLE SC	0.00	260.40
11010000	126708	11/07/19	10010931	MVISD-TRANSPORTATIO	19903604291100	64941001	MEDINA VALLEY MIDDL	0.00	1,169.00
11010000	126708	11/07/19	10010931	MVISD-TRANSPORTATIO	19903604291100	64941001	MEDINA VALLEY MIDDL	0.00	607.60
11010000	126708	11/07/19	10010931	MVISD-TRANSPORTATIO	19903604291100	64941001	MEDINA VALLEY MIDDL	0.00	180.60
11010000	126708	11/07/19	10010931	MVISD-TRANSPORTATIO	19903604291100	64941001	MEDINA VALLEY MIDDL	0.00	145.60
11010000	126708	11/07/19	10010931	MVISD-TRANSPORTATIO	19903604291100	64941001	MEDINA VALLEY MIDDL	0.00	289.80
11010000	126708	11/07/19	10010931	MVISD-TRANSPORTATIO	19903600191100	64941001	2019-20 TRANSPORTAT	0.00	47.60
11010000	126708	11/07/19	10010931	MVISD-TRANSPORTATIO	19903600191100	64941001	2019-20 TRANSPORTAT	0.00	51.80
11010000	126708	11/07/19	10010931	MVISD-TRANSPORTATIO	19903600191100	64941001	2019-20 TRANSPORTAT	0.00	512.40
11010000	126708	11/07/19	10010931	MVISD-TRANSPORTATIO	19903600191100	64941001	2019-20 TRANSPORTAT	0.00	21.00
11010000	126708	11/07/19	10010931	MVISD-TRANSPORTATIO	19903600191100	64941001	2019-20 TRANSPORTAT	0.00	513.80
11010000	126708	11/07/19	10010931	MVISD-TRANSPORTATIO	19903600191100	64941001	2019-20 TRANSPORTAT	0.00	628.60
11010000	126708	11/07/19	10010931	MVISD-TRANSPORTATIO	19903600191100	64941001	2019-20 TRANSPORTAT	0.00	1,946.00
11010000	126708	11/07/19	10010931	MVISD-TRANSPORTATIO	19903600191100	64941001	2019-20 TRANSPORTAT	0.00	131.08
11010000	126708	11/07/19	10010931	MVISD-TRANSPORTATIO	19903600191100	64941001	2019-20 TRANSPORTAT	0.00	530.48
11010000	126708	11/07/19	10010931	MVISD-TRANSPORTATIO	19903600191100	64941001	2019-20 TRANSPORTAT	0.00	268.80
11010000	126708	11/07/19	10010931	MVISD-TRANSPORTATIO	19903600191100	64941001	2019-20 TRANSPORTAT	0.00	130.20
TOTAL CHECK								0.00	11,319.94
11010000	126710	11/07/19	10011876	NORTH AMERICAN RESC	19905281099080	63990000	ITEM #: 85-2666, BL	0.00	1,249.50
11010000	126710	11/07/19	10011876	NORTH AMERICAN RESC	19905281099080	63990000	FREIGHT/SHIPPING	0.00	28.00
TOTAL CHECK								0.00	1,277.50
11010000	126715	11/07/19	10010585	QBS, INC.	19901399923040	64990000	CERTIFICATION FEE F	0.00	32.00
11010000	126716	11/07/19	10000147	QUILL CORPORATION	19904175099080	63990000	ITEM #: 901-2696473	0.00	35.34
11010000	126716	11/07/19	10000147	QUILL CORPORATION	19904175099080	63990000	ITEM #: 901-684VAD2	0.00	12.44
11010000	126716	11/07/19	10000147	QUILL CORPORATION	19904175099080	63990000	ITEM #: 901-740102,	0.00	6.74
11010000	126716	11/07/19	10000147	QUILL CORPORATION	19904175099080	63990000	ITEM #: 901-90010,	0.00	89.63
11010000	126716	11/07/19	10000147	QUILL CORPORATION	19904175099080	63990000	ITEM #: 901-CD87221	0.00	24.95
11010000	126716	11/07/19	10000147	QUILL CORPORATION	19904175099080	63990000	ITEM #: 901-740137,	0.00	7.80
11010000	126716	11/07/19	10000147	QUILL CORPORATION	19904175099080	63990000	ITEM #: 901-11903,	0.00	9.21
11010000	126716	11/07/19	10000147	QUILL CORPORATION	19904175099080	63990000	ITEM #: 901-867474,	0.00	9.80
11010000	126716	11/07/19	10000147	QUILL CORPORATION	19904175099080	63990000	ITEM #: 901-MN24B16	0.00	8.99
11010000	126716	11/07/19	10000147	QUILL CORPORATION	19904175099080	63990000	ITEM #: 901-31257Q,	0.00	14.10

SUNGARD PENTAMATION  
 DATE: 12/12/2019  
 TIME: 09:32:12

MEDINA VALLEY ISD  
 CHECK REGISTER - BY FUND

PAGE NUMBER: 11  
 ACCTPA21

SELECTION CRITERIA: transact.yr='20' and transact.period='3' and transact.fund like '%'  
 ACCOUNTING PERIOD: 4/20

FUND - 1990 - GENERAL FUND

CASH ACCT	CHECK NO	ISSUE DT	VENDOR	NAME	BUDGET NUMBER	ACCNT	----DESCRIPTION----	SALES TAX	AMOUNT
11010000	126716	11/07/19	10000147	QUILL CORPORATION	19902199999020	63990000	BELKIN WVE REST KEY	0.00	16.14
11010000	126716	11/07/19	10000147	QUILL CORPORATION	19902199999020	63990000	ADIR PIXEL ACRYLIC	0.00	33.19
11010000	126716	11/07/19	10000147	QUILL CORPORATION	19902199999020	63990000	3M DESKTOP DOCUMENT	0.00	15.48
11010000	126716	11/07/19	10000147	QUILL CORPORATION	19902199999020	63990000	POST-IT FLAGS VALUE	0.00	11.45
11010000	126716	11/07/19	10000147	QUILL CORPORATION	19902199999020	63990000	POST-IT NOTES 4X6 M	0.00	16.01
11010000	126716	11/07/19	10000147	QUILL CORPORATION	19902199999020	63990000	POST-IT POP-UP NOTE	0.00	18.67
11010000	126716	11/07/19	10000147	QUILL CORPORATION	19902199999020	63990000	QUILL BRAND STEEL B	0.00	1.05
11010000	126716	11/07/19	10000147	QUILL CORPORATION	19902199999020	63990000	QUILL BRAND STEEL B	0.00	5.79
11010000	126716	11/07/19	10000147	QUILL CORPORATION	19901199921020	63990000	TICONDEROGA THE WOR	0.00	18.76
11010000	126716	11/07/19	10000147	QUILL CORPORATION	19902199999020	63990000	POST-IT PUP-NOTES 3	0.00	18.67
11010000	126716	11/07/19	10000147	QUILL CORPORATION	19902199999020	63990000	ZEBRA Z-GRIP RETRAC	0.00	6.88
11010000	126716	11/07/19	10000147	QUILL CORPORATION	19901199921020	63990000	SMEAD FILE FOLDERS,	0.00	24.06
11010000	126716	11/07/19	10000147	QUILL CORPORATION	19901199921020	63990000	SHARPIE PERMANENT M	0.00	17.84
11010000	126716	11/07/19	10000147	QUILL CORPORATION	19901199921020	63990000	SHARPIE FINE POINT	0.00	17.84
11010000	126716	11/07/19	10000147	QUILL CORPORATION	19901199921020	63990000	SHARPIE PERMANENT M	0.00	4.97
11010000	126716	11/07/19	10000147	QUILL CORPORATION	19902199999020	63990000	PILOT PRECISE V5 RT	0.00	24.06
11010000	126716	11/07/19	10000147	QUILL CORPORATION	19902199999020	63990000	PILOT PRECISE V5 RT	0.00	24.06
11010000	126716	11/07/19	10000147	QUILL CORPORATION	19904175099080	62990000	ITEM #: 901-PSI3679	0.00	42.88
TOTAL CHECK									536.80
11010000	126717	11/07/19	10000575	REALLY GOOD STUFF	19901110311000	63990000	161987BK - 12 PACK	0.00	126.17
11010000	126717	11/07/19	10000575	REALLY GOOD STUFF	19901110311000	63990000	162718 - BLACK GLOS	0.00	42.36
11010000	126717	11/07/19	10000575	REALLY GOOD STUFF	19901110311000	63990000	707663TE - CONFETTI	0.00	11.03
11010000	126717	11/07/19	10000575	REALLY GOOD STUFF	19901110311000	63990000	161918 - MULTIPLES	0.00	12.89
11010000	126717	11/07/19	10000575	REALLY GOOD STUFF	19901110311000	63990000	165158 - TRICKY STI	0.00	43.28
11010000	126717	11/07/19	10000575	REALLY GOOD STUFF	19901110311000	63990000	165118 - HOW TO REA	0.00	4.14
11010000	126717	11/07/19	10000575	REALLY GOOD STUFF	19901110311000	63990000	164873 - FLIP BOOKS	0.00	28.99
11010000	126717	11/07/19	10000575	REALLY GOOD STUFF	19901110311000	63990000	165155 - TEACHER DE	0.00	9.20
11010000	126717	11/07/19	10000575	REALLY GOOD STUFF	19901110311000	63990000	165327 - DRY ERASE	0.00	11.96
11010000	126717	11/07/19	10000575	REALLY GOOD STUFF	19901110311000	63990000	165598 - HOT DOGS:	0.00	27.62
11010000	126717	11/07/19	10000575	REALLY GOOD STUFF	19901110311000	63990000	165076 - TASTY TOPP	0.00	27.62
11010000	126717	11/07/19	10000575	REALLY GOOD STUFF	19901110311000	63990000	164373 - ROCK, PAPE	0.00	12.89
11010000	126717	11/07/19	10000575	REALLY GOOD STUFF	19901110311000	63990000	161987BK - 12 PACK	0.00	7.18
11010000	126717	11/07/19	10000575	REALLY GOOD STUFF	19901110311000	63990000	162718 - BLACK GLOS	0.00	2.41
11010000	126717	11/07/19	10000575	REALLY GOOD STUFF	19901110311000	63990000	707663TE - CONFETTI	0.00	0.63
11010000	126717	11/07/19	10000575	REALLY GOOD STUFF	19901110311000	63990000	161918 - MULTIPLES	0.00	0.73
11010000	126717	11/07/19	10000575	REALLY GOOD STUFF	19901110311000	63990000	165158 - TRICKY STI	0.00	2.46
11010000	126717	11/07/19	10000575	REALLY GOOD STUFF	19901110311000	63990000	165118 - HOW TO REA	0.00	0.23
11010000	126717	11/07/19	10000575	REALLY GOOD STUFF	19901110311000	63990000	164873 - FLIP BOOKS	0.00	1.64
11010000	126717	11/07/19	10000575	REALLY GOOD STUFF	19901110311000	63990000	165155 - TEACHER DE	0.00	0.52
11010000	126717	11/07/19	10000575	REALLY GOOD STUFF	19901110311000	63990000	165327 - DRY ERASE	0.00	0.68
11010000	126717	11/07/19	10000575	REALLY GOOD STUFF	19901110311000	63990000	165598 - HOT DOGS:	0.00	1.57
11010000	126717	11/07/19	10000575	REALLY GOOD STUFF	19901110311000	63990000	165076 - TASTY TOPP	0.00	1.57
11010000	126717	11/07/19	10000575	REALLY GOOD STUFF	19901110311000	63990000	164373 - ROCK, PAPE	0.00	0.73
TOTAL CHECK									378.50
11010000	126718	11/07/19	10011562	RED WING SHOES	19905199999110	63190000	OPEN PO: WORK BOOTS	0.00	12,314.68
11010000	126719	11/07/19	10001962	SAM'S CLUB DIRECT	19901310399000	64992300	ITEM# 980016031 - D	0.00	10.81
11010000	126719	11/07/19	10001962	SAM'S CLUB DIRECT	19901310399000	64992300	ITEM# 980012382 - D	0.00	10.83
11010000	126719	11/07/19	10001962	SAM'S CLUB DIRECT	19901310399000	64992300	ITEM# 980016040 - D	0.00	10.83
11010000	126719	11/07/19	10001962	SAM'S CLUB DIRECT	19901304399000	64992300	PURCHASE DRINKS, PA	0.00	207.54

SUNGARD PENTAMATION  
 DATE: 12/12/2019  
 TIME: 09:32:12

MEDINA VALLEY ISD  
 CHECK REGISTER - BY FUND

PAGE NUMBER: 12  
 ACCTPA21

SELECTION CRITERIA: transact.yr='20' and transact.period='3' and transact.fund like '%'  
 ACCOUNTING PERIOD: 4/20

FUND - 1990 - GENERAL FUND

CASH ACCT	CHECK NO	ISSUE DT	VENDOR	NAME	BUDGET NUMBER	ACCNT	----DESCRIPTION----	SALES TAX	AMOUNT
11010000	126719	11/07/19	10001962	SAM'S CLUB DIRECT	19901310399000	64992300	ITEM# 980012387 - S	0.00	10.83
11010000	126719	11/07/19	10001962	SAM'S CLUB DIRECT	19901310399000	64992300	ITEM# 980012379 - C	0.00	21.65
11010000	126719	11/07/19	10001962	SAM'S CLUB DIRECT	19901310399000	64992300	ITEM# 980012380 - C	0.00	10.83
11010000	126719	11/07/19	10001962	SAM'S CLUB DIRECT	19901310399000	64992300	ITEM# 988514 - MEMB	0.00	20.82
11010000	126719	11/07/19	10001962	SAM'S CLUB DIRECT	19901310399000	64992300	ITEM# 980089707 - M	0.00	9.46
11010000	126719	11/07/19	10001962	SAM'S CLUB DIRECT	19901310399000	64992300	ITEM# 195020 - MEMB	0.00	20.06
11010000	126719	11/07/19	10001962	SAM'S CLUB DIRECT	19901310399000	64992300	ITEM# 98002151 - ME	0.00	38.22
11010000	126719	11/07/19	10001962	SAM'S CLUB DIRECT	19901310399000	64992300	FOLGERS CLASSIC ROA	0.00	8.51
11010000	126719	11/07/19	10001962	SAM'S CLUB DIRECT	19902310399000	63990000	ITEM# 980070881 -CL	0.00	18.47
TOTAL CHECK									398.86
11010000	126721	11/07/19	10004784	SAN ANTONIO WATER S	19905199999080	62590000	WATER/SEWER	0.00	984.20
11010000	126721	11/07/19	10004784	SAN ANTONIO WATER S	19905199999080	62590000	WATER	0.00	117.40
11010000	126721	11/07/19	10004784	SAN ANTONIO WATER S	19905199999080	62590000	SEWER	0.00	151.39
11010000	126721	11/07/19	10004784	SAN ANTONIO WATER S	19905199999080	62590000	SEWER	0.00	348.30
11010000	126721	11/07/19	10004784	SAN ANTONIO WATER S	19905199999080	62590000	SEWER	0.00	90.09
TOTAL CHECK									1,691.38
11010000	126722	11/07/19	10007387	SECRETARY OF STATE	19904175099080	64110000	ELECTION LAW CONF.	0.00	250.00
11010000	126724	11/07/19	10005575	SHIELDS CORP. / FRO	19903600191100	63991060	GAMMA SUPREME OVERG	0.00	104.00
11010000	126724	11/07/19	10005575	SHIELDS CORP. / FRO	19903600191100	63991060	WILSON US OPEN CASE	0.00	760.00
11010000	126724	11/07/19	10005575	SHIELDS CORP. / FRO	19903600191100	63991060	GAMMA ZOO DAMPS JAR	0.00	70.00
11010000	126724	11/07/19	10005575	SHIELDS CORP. / FRO	19903600191100	63991060	GAMMA EZ TRAVEL CAR	0.00	124.00
11010000	126724	11/07/19	10005575	SHIELDS CORP. / FRO	19903600191100	63991060	TOURNA PORTABLE 18'	0.00	108.00
11010000	126724	11/07/19	10005575	SHIELDS CORP. / FRO	19903600191100	63991060	SHIPPING AND HANDLI	0.00	71.28
TOTAL CHECK									1,237.28
11010000	126727	11/07/19	10006805	TANYA LEE STIVORS	19904175099080	64110000	OPEN PO FOR MILEAGE	0.00	20.65
11010000	126728	11/07/19	10006881	SWEETWATER SOUND IN	19901100111010	63990100	HDRXC675 SONY FULL	0.00	498.00
11010000	126728	11/07/19	10006881	SWEETWATER SOUND IN	19901100111010	63990100	SHIPPING	0.00	14.93
TOTAL CHECK									512.93
11010000	126729	11/07/19	10009594	TAHPERD ANNUAL CONV	19901310399000	63990000	ACTIVITY HANDOUT MA	0.00	40.00
11010000	126729	11/07/19	10009594	TAHPERD ANNUAL CONV	19901310311000	64110000	BRIDGET BAUML - REG	0.00	150.00
TOTAL CHECK									190.00
11010000	126730	11/07/19	10001269	TCEA/TX COMPUTER ED	19905399999020	64110000	FULL CONVENTION REG	0.00	179.00
11010000	126730	11/07/19	10001269	TCEA/TX COMPUTER ED	19905399999020	64110000	FULL CONVENTION REG	0.00	339.00
11010000	126730	11/07/19	10001269	TCEA/TX COMPUTER ED	19905399999020	64110000	FULL CONVENTION REG	0.00	339.00
11010000	126730	11/07/19	10001269	TCEA/TX COMPUTER ED	19905399999020	64110000	FULL CONVENTION REG	0.00	339.00
TOTAL CHECK									1,196.00
11010000	126731	11/07/19	10010700	TEACHER SYNERGY, LL	19901199923040	63990000	PRONOUNS SPEECH THE	0.00	9.96
11010000	126731	11/07/19	10010700	TEACHER SYNERGY, LL	19901199923040	63990000	SPEECH THERAPY COMP	0.00	6.65
11010000	126731	11/07/19	10010700	TEACHER SYNERGY, LL	19901199923040	63990000	PREPOSITIONS WORKSH	0.00	8.31
11010000	126731	11/07/19	10010700	TEACHER SYNERGY, LL	19901199923040	63990000	NO PRINT EARLY LANG	0.00	9.14
11010000	126731	11/07/19	10010700	TEACHER SYNERGY, LL	19901199923040	63990000	GRAMMAR SYNTAX ACTI	0.00	33.23
11010000	126731	11/07/19	10010700	TEACHER SYNERGY, LL	19901199923040	63990000	WHAT IF GAME FOR MA	0.00	3.12
11010000	126731	11/07/19	10010700	TEACHER SYNERGY, LL	19901199923040	63990000	TIME CONCEPTS VISUA	0.00	3.12
11010000	126731	11/07/19	10010700	TEACHER SYNERGY, LL	19901199923040	63990000	ARTICULATION FOR RE	0.00	20.77

SUNGARD PENTAMATION  
 DATE: 12/12/2019  
 TIME: 09:32:12

MEDINA VALLEY ISD  
 CHECK REGISTER - BY FUND

PAGE NUMBER: 13  
 ACCTPA21

SELECTION CRITERIA: transact.yr='20' and transact.period='3' and transact.fund like '%'  
 ACCOUNTING PERIOD: 4/20

FUND - 1990 - GENERAL FUND

CASH ACCT	CHECK NO	ISSUE DT	VENDOR	NAME	BUDGET NUMBER	ACCNT	----DESCRIPTION----	SALES TAX	AMOUNT
11010000	126731	11/07/19	10010700	TEACHER SYNERGY, LL	19901199923040	63990000	R ARTICULATION FOR	0.00	5.40
TOTAL CHECK								0.00	99.70
11010000	126733	11/07/19	10009222	TEXAS TENNIS COACHE	19903600191100	64111001	2019 ANNUAL TENNIS	0.00	350.00
11010000	126733	11/07/19	10009222	TEXAS TENNIS COACHE	19903600191100	64111001	FEE FOR COACH CAMPB	0.00	350.00
TOTAL CHECK								0.00	700.00
11010000	126734	11/07/19	10011901	TIMMS TRUCKING & EX	19903699991110	62491001	800 CUBIC YARDS SAN	0.00	8,100.00
11010000	126735	11/07/19	10006699	TRACTOR SUPPLY CO	19905199999110	63190000	OPEN PO: MAINTENANC	0.00	14.99
11010000	126736	11/07/19	10002006	TRIPLE-S STEEL SUPP	19905199999110	63190000	OPEN PO: WELDING SU	0.00	52.43
11010000	126736	11/07/19	10002006	TRIPLE-S STEEL SUPP	19905199999110	63190000	OPEN PO: WELDING SU	0.00	724.18
11010000	126736	11/07/19	10002006	TRIPLE-S STEEL SUPP	19905199999110	63190000	OPEN PO: WELDING SU	0.00	265.59
11010000	126736	11/07/19	10002006	TRIPLE-S STEEL SUPP	19905199999110	63190000	OPEN PO: WELDING SU	0.00	41.40
11010000	126736	11/07/19	10002006	TRIPLE-S STEEL SUPP	19905199999110	63190000	OPEN PO: WELDING SU	0.00	31.19
11010000	126736	11/07/19	10002006	TRIPLE-S STEEL SUPP	19905199999110	63190000	OPEN PO: WELDING SU	0.00	233.43
TOTAL CHECK								0.00	1,348.22
11010000	126737	11/07/19	10011935	AMANDA STARR VASQUE	19904173099080	64990000	FINGERPRINT REIMBUR	0.00	49.26
11010000	126738	11/07/19	10003803	VIVROUX SPORTING GO	19903600191100	62991040	NEON ORANGE SHIRT S	0.00	400.00
11010000	126738	11/07/19	10003803	VIVROUX SPORTING GO	19903600191100	62991040	DRI-FIT SHIRTS-GRAY	0.00	385.00
TOTAL CHECK								0.00	785.00
11010000	126739	11/07/19	10000356	WALMART	19901110411000	64990000	OPEN PO FOR ITEMS T	0.00	78.35
11010000	126739	11/07/19	10000356	WALMART	19902304299000	64992300	OPEN PO IN THE AMOU	0.00	58.20
11010000	126739	11/07/19	10000356	WALMART	19902300199000	64992300	HS OFFICE: OPEN PO	0.00	25.74
11010000	126739	11/07/19	10000356	WALMART	19902300199000	64992300	HS OFFICE: OPEN PO	0.00	48.32
11010000	126739	11/07/19	10000356	WALMART	19902304399000	64992300	TEACHERS LUNCHEONS	0.00	154.99
11010000	126739	11/07/19	10000356	WALMART	19901100122060	63990604	MINI PUMPKINS	0.00	83.44
11010000	126739	11/07/19	10000356	WALMART	19903110499000	63990000	OPEN PO TO PURCHASE	0.00	14.64
11010000	126739	11/07/19	10000356	WALMART	19901110311000	63990000	2ND GRADE INSTRUCTI	0.00	4.15
11010000	126739	11/07/19	10000356	WALMART	19901110311000	63990000	BOX OF ICE CREAM SA	0.00	2.07
11010000	126739	11/07/19	10000356	WALMART	19901110311000	63990000	4LB BAG OF GRANULAT	0.00	2.47
11010000	126739	11/07/19	10000356	WALMART	19901110311000	63990000	BATHROOM SIZE SMALL	0.00	2.07
11010000	126739	11/07/19	10000356	WALMART	19901110311000	63990000	SPOONS - GREAT VALU	0.00	7.79
11010000	126739	11/07/19	10000356	WALMART	19901110311000	63990000	CHOCOLATE CHIPS	0.00	3.30
11010000	126739	11/07/19	10000356	WALMART	19903604299010	63990100	566795839 GREAT VAL	0.00	23.88
TOTAL CHECK								0.00	509.41
11010000	126740	11/07/19	10001858	WASTE MANAGEMENT OF	19905199999110	62590857	OPEN PO: WEEKLY GAR	0.00	808.02
11010000	126741	11/07/19	10002024	WELDERS SUPPLY CO	19905199999110	63190000	OPEN PO: WELDING SU	0.00	13.00
11010000	126741	11/07/19	10002024	WELDERS SUPPLY CO	19905199999110	63190000	OPEN PO: WELDING SU	0.00	94.89
TOTAL CHECK								0.00	107.89
11010000	126742	11/07/19	10011060	MAQ VENTURES LLC	19903600199010	64120100	MEALS	0.00	1,008.00
11010000	126743	11/07/19	10004915	YANCEY WATER SUPPLY	19905199999080	62590000	WATER	0.00	3,162.58
11010000	126748	11/14/19	10011523	A PLUS SIGNS AND SC	19903600191050	62990500	4MM CORRUGATED PLAS	0.00	160.00

SUNGARD PENTAMATION  
 DATE: 12/12/2019  
 TIME: 09:32:12

MEDINA VALLEY ISD  
 CHECK REGISTER - BY FUND

PAGE NUMBER: 14  
 ACCTPA21

SELECTION CRITERIA: transact.yr='20' and transact.period='3' and transact.fund like '%'  
 ACCOUNTING PERIOD: 4/20

FUND - 1990 - GENERAL FUND

CASH ACCT	CHECK NO	ISSUE DT	VENDOR	NAME	BUDGET NUMBER	ACCNT	----DESCRIPTION----	SALES TAX	AMOUNT
11010000	126748	11/14/19	10011523	A PLUS SIGNS AND SC	19903600191050	62990500	4MM CORRUGATED PLAS	0.00	100.00
11010000	126748	11/14/19	10011523	A PLUS SIGNS AND SC	19903600191050	62990500	SHIPPING	0.00	20.00
TOTAL CHECK									280.00
11010000	126751	11/14/19	10011880	ALAMO AREA AQUATIC	19903600191100	64991001	HS ENTRY FEES FOR T	0.00	149.50
11010000	126752	11/14/19	10006716	ALAMO DOOR SYSTEMS,	19905199999110	62490000	LABOR AND MATERIALS	0.00	1,148.53
11010000	126753	11/14/19	10001317	ALERT SERVICES INC	19903600191100	63991090	ATHLETIC TRAINER SU	0.00	351.00
11010000	126754	11/14/19	10002477	AMERICAN ASSOCIATIO	19904173099080	63990000	USPS SHIPPING	0.00	6.95
11010000	126754	11/14/19	10002477	AMERICAN ASSOCIATIO	19904173099080	63990000	NOTARY PACKAGE I	0.00	89.95
TOTAL CHECK									96.90
11010000	126755	11/14/19	10009744	APPLE INC.	19901110311070	63950000	10.2 INCH IPAD WI-F	0.00	399.00
11010000	126755	11/14/19	10009744	APPLE INC.	19901110311070	63950000	APPLE PENCIL (1ST G	0.00	89.00
TOTAL CHECK									488.00
11010000	126756	11/14/19	10005908	AT&T	19905199999070	62590715	AT & T - ADE CIRCUI	0.00	2,690.30
11010000	126757	11/14/19	10005908	AT&T	19905199999080	62590851	ACT#830 931-4050 96	0.00	96.14
11010000	126758	11/14/19	10010712	AUSTIN ISD	19903600191100	64991001	HS ENTRY FEES FOR T	0.00	200.00
11010000	126761	11/14/19	10007691	BUSH'S CHICKEN	19903600191100	64991001	OCTOBER 25 VS MEMOR	0.00	162.15
11010000	126762	11/14/19	10002874	CANYON HIGH SCHOOL	19903600191100	64991001	HS ENTRY FEES FOR T	0.00	450.00
11010000	126763	11/14/19	10001814	CAROLINA BIOLOGICAL	19901104311000	63990004	#731895 DRAINING DR	0.00	126.59
11010000	126763	11/14/19	10001814	CAROLINA BIOLOGICAL	19901104311000	63990004	#597402 TUNGSTEN LA	0.00	111.12
11010000	126763	11/14/19	10001814	CAROLINA BIOLOGICAL	19901104311000	63990004	#631920 CAROLINA MI	0.00	35.52
11010000	126763	11/14/19	10001814	CAROLINA BIOLOGICAL	19901104311000	63990004	#632010 CAROLINA MI	0.00	21.00
TOTAL CHECK									294.23
11010000	126767	11/14/19	10001818	CASTROVILLE TRUE VA	19905199999110	63190000	MISC HARDWARE	0.00	-32.99
11010000	126767	11/14/19	10001818	CASTROVILLE TRUE VA	19905199999110	63190000	MISC HARDWARE	0.00	1.30
11010000	126767	11/14/19	10001818	CASTROVILLE TRUE VA	19905199999110	63190000	MISC HARDWARE	0.00	2.16
11010000	126767	11/14/19	10001818	CASTROVILLE TRUE VA	19905199999110	63190000	MISC HARDWARE	0.00	2.55
11010000	126767	11/14/19	10001818	CASTROVILLE TRUE VA	19905199999110	63190000	MISC HARDWARE	0.00	3.17
11010000	126767	11/14/19	10001818	CASTROVILLE TRUE VA	19905199999110	63190000	MISC HARDWARE	0.00	3.19
11010000	126767	11/14/19	10001818	CASTROVILLE TRUE VA	19905199999110	63190000	MISC HARDWARE	0.00	3.99
11010000	126767	11/14/19	10001818	CASTROVILLE TRUE VA	19905199999110	63190000	MISC HARDWARE	0.00	4.48
11010000	126767	11/14/19	10001818	CASTROVILLE TRUE VA	19905199999110	63190000	MISC HARDWARE	0.00	4.49
11010000	126767	11/14/19	10001818	CASTROVILLE TRUE VA	19905199999110	63190000	MISC HARDWARE	0.00	4.62
11010000	126767	11/14/19	10001818	CASTROVILLE TRUE VA	19905199999110	63190000	MISC HARDWARE	0.00	4.67
11010000	126767	11/14/19	10001818	CASTROVILLE TRUE VA	19905199999110	63190000	MISC HARDWARE	0.00	5.49
11010000	126767	11/14/19	10001818	CASTROVILLE TRUE VA	19905199999110	63190000	MISC HARDWARE	0.00	5.71
11010000	126767	11/14/19	10001818	CASTROVILLE TRUE VA	19905199999110	63190000	MISC HARDWARE	0.00	5.99
11010000	126767	11/14/19	10001818	CASTROVILLE TRUE VA	19905199999110	63190000	MISC HARDWARE	0.00	6.29
11010000	126767	11/14/19	10001818	CASTROVILLE TRUE VA	19905199999110	63190000	MISC HARDWARE	0.00	6.49
11010000	126767	11/14/19	10001818	CASTROVILLE TRUE VA	19905199999110	63190000	MISC HARDWARE	0.00	6.79
11010000	126767	11/14/19	10001818	CASTROVILLE TRUE VA	19905199999110	63190000	MISC HARDWARE	0.00	7.29

SUNGARD PENTAMATION  
 DATE: 12/12/2019  
 TIME: 09:32:12

MEDINA VALLEY ISD  
 CHECK REGISTER - BY FUND

PAGE NUMBER: 15  
 ACCTPA21

SELECTION CRITERIA: transact.yr='20' and transact.period='3' and transact.fund like '%'  
 ACCOUNTING PERIOD: 4/20

FUND - 1990 - GENERAL FUND

CASH ACCT	CHECK NO	ISSUE DT	VENDOR	NAME	BUDGET NUMBER	ACCNT	----DESCRIPTION----	SALES TAX	AMOUNT
11010000	126767	11/14/19	10001818	CASTROVILLE TRUE VA	19905199999110	63190000	MISC HARDWARE	0.00	7.47
11010000	126767	11/14/19	10001818	CASTROVILLE TRUE VA	19905199999110	63190000	MISC HARDWARE	0.00	7.58
11010000	126767	11/14/19	10001818	CASTROVILLE TRUE VA	19905199999110	63190000	MISC HARDWARE	0.00	8.55
11010000	126767	11/14/19	10001818	CASTROVILLE TRUE VA	19905199999110	63190000	MISC HARDWARE	0.00	8.58
11010000	126767	11/14/19	10001818	CASTROVILLE TRUE VA	19905199999110	63190000	MISC HARDWARE	0.00	8.67
11010000	126767	11/14/19	10001818	CASTROVILLE TRUE VA	19905199999110	63190000	MISC HARDWARE	0.00	8.98
11010000	126767	11/14/19	10001818	CASTROVILLE TRUE VA	19905199999110	63190000	MISC HARDWARE	0.00	9.49
11010000	126767	11/14/19	10001818	CASTROVILLE TRUE VA	19905199999110	63190000	MISC HARDWARE	0.00	9.57
11010000	126767	11/14/19	10001818	CASTROVILLE TRUE VA	19905199999110	63190000	MISC HARDWARE	0.00	9.99
11010000	126767	11/14/19	10001818	CASTROVILLE TRUE VA	19905199999110	63190000	MISC HARDWARE	0.00	10.59
11010000	126767	11/14/19	10001818	CASTROVILLE TRUE VA	19905199999110	63190000	MISC HARDWARE	0.00	10.79
11010000	126767	11/14/19	10001818	CASTROVILLE TRUE VA	19905199999110	63190000	MISC HARDWARE	0.00	10.85
11010000	126767	11/14/19	10001818	CASTROVILLE TRUE VA	19905199999110	63190000	MISC HARDWARE	0.00	11.08
11010000	126767	11/14/19	10001818	CASTROVILLE TRUE VA	19905199999110	63190000	MISC HARDWARE	0.00	11.33
11010000	126767	11/14/19	10001818	CASTROVILLE TRUE VA	19905199999110	63190000	MISC HARDWARE	0.00	14.16
11010000	126767	11/14/19	10001818	CASTROVILLE TRUE VA	19905199999110	63190000	MISC HARDWARE	0.00	14.21
11010000	126767	11/14/19	10001818	CASTROVILLE TRUE VA	19905199999110	63190000	MISC HARDWARE	0.00	14.37
11010000	126767	11/14/19	10001818	CASTROVILLE TRUE VA	19905199999110	63190000	MISC HARDWARE	0.00	14.38
11010000	126767	11/14/19	10001818	CASTROVILLE TRUE VA	19905199999110	63190000	MISC HARDWARE	0.00	15.06
11010000	126767	11/14/19	10001818	CASTROVILLE TRUE VA	19905199999110	63190000	MISC HARDWARE	0.00	16.56
11010000	126767	11/14/19	10001818	CASTROVILLE TRUE VA	19905199999110	63190000	MISC HARDWARE	0.00	17.00
11010000	126767	11/14/19	10001818	CASTROVILLE TRUE VA	19905199999110	63190000	MISC HARDWARE	0.00	17.78
11010000	126767	11/14/19	10001818	CASTROVILLE TRUE VA	19905199999110	63190000	MISC HARDWARE	0.00	17.99
11010000	126767	11/14/19	10001818	CASTROVILLE TRUE VA	19905199999110	63190000	MISC HARDWARE	0.00	19.56
11010000	126767	11/14/19	10001818	CASTROVILLE TRUE VA	19905199999110	63190000	MISC HARDWARE	0.00	23.78
11010000	126767	11/14/19	10001818	CASTROVILLE TRUE VA	19905199999110	63190000	MISC HARDWARE	0.00	25.57
11010000	126767	11/14/19	10001818	CASTROVILLE TRUE VA	19905199999110	63190000	MISC HARDWARE	0.00	25.98
11010000	126767	11/14/19	10001818	CASTROVILLE TRUE VA	19905199999110	63190000	MISC HARDWARE	0.00	26.59
11010000	126767	11/14/19	10001818	CASTROVILLE TRUE VA	19905199999110	63190000	MISC HARDWARE	0.00	26.63
11010000	126767	11/14/19	10001818	CASTROVILLE TRUE VA	19905199999110	63190000	MISC HARDWARE	0.00	27.74
11010000	126767	11/14/19	10001818	CASTROVILLE TRUE VA	19905199999110	63190000	MISC HARDWARE	0.00	30.56
11010000	126767	11/14/19	10001818	CASTROVILLE TRUE VA	19905199999110	63190000	MISC HARDWARE	0.00	30.66
11010000	126767	11/14/19	10001818	CASTROVILLE TRUE VA	19905199999110	63190000	MISC HARDWARE	0.00	32.53
11010000	126767	11/14/19	10001818	CASTROVILLE TRUE VA	19905199999110	63190000	MISC HARDWARE	0.00	33.22
11010000	126767	11/14/19	10001818	CASTROVILLE TRUE VA	19905199999110	63190000	MISC HARDWARE	0.00	43.97
11010000	126767	11/14/19	10001818	CASTROVILLE TRUE VA	19905199999110	63190000	MISC HARDWARE	0.00	45.80
11010000	126767	11/14/19	10001818	CASTROVILLE TRUE VA	19905199999110	63190000	MISC HARDWARE	0.00	47.93
11010000	126767	11/14/19	10001818	CASTROVILLE TRUE VA	19905199999110	63190000	MISC HARDWARE	0.00	48.87
11010000	126767	11/14/19	10001818	CASTROVILLE TRUE VA	19905199999110	63190000	MISC HARDWARE	0.00	49.02
11010000	126767	11/14/19	10001818	CASTROVILLE TRUE VA	19905199999110	63190000	MISC HARDWARE	0.00	49.85
11010000	126767	11/14/19	10001818	CASTROVILLE TRUE VA	19905199999110	63190000	MISC HARDWARE	0.00	53.76
11010000	126767	11/14/19	10001818	CASTROVILLE TRUE VA	19905199999110	63190000	MISC HARDWARE	0.00	55.88
11010000	126767	11/14/19	10001818	CASTROVILLE TRUE VA	19905199999110	63190000	MISC HARDWARE	0.00	57.03
11010000	126767	11/14/19	10001818	CASTROVILLE TRUE VA	19905199999110	63190000	MISC HARDWARE	0.00	63.92
11010000	126767	11/14/19	10001818	CASTROVILLE TRUE VA	19905199999110	63190000	MISC HARDWARE	0.00	69.62
11010000	126767	11/14/19	10001818	CASTROVILLE TRUE VA	19905199999110	63190000	MISC HARDWARE	0.00	71.10
11010000	126767	11/14/19	10001818	CASTROVILLE TRUE VA	19905199999110	63190000	MISC HARDWARE	0.00	89.44
TOTAL CHECK									1,369.72
11010000	126768	11/14/19	10000784	CDW GOVERNMENT, INC	19901110611070	63990411	AXIOM AX-DDR4-8GB-S	0.00	98.92
11010000	126768	11/14/19	10000784	CDW GOVERNMENT, INC	19901110611070	63990411	CURCTAL MX500 SOLID	0.00	54.96
11010000	126768	11/14/19	10000784	CDW GOVERNMENT, INC	19902310499000	63990000	FARGO ULTRACARD - C	0.00	31.92

SUNGARD PENTAMATION  
 DATE: 12/12/2019  
 TIME: 09:32:12

MEDINA VALLEY ISD  
 CHECK REGISTER - BY FUND

PAGE NUMBER: 16  
 ACCTPA21

SELECTION CRITERIA: transact.yr='20' and transact.period='3' and transact.fund like '%'  
 ACCOUNTING PERIOD: 4/20

FUND - 1990 - GENERAL FUND

CASH ACCT	CHECK NO	ISSUE DT	VENDOR	NAME	BUDGET NUMBER	ACCNT	----DESCRIPTION----	SALES TAX	AMOUNT	
11010000	126768	11/14/19	10000784	CDW GOVERNMENT, INC	19904172699080	63990000	HDMI CABLE FOR MONI	0.00	16.68	
11010000	126768	11/14/19	10000784	CDW GOVERNMENT, INC	19904172699080	63990000	LAPTOP CARRYING CAS	0.00	39.38	
11010000	126768	11/14/19	10000784	CDW GOVERNMENT, INC	19904172699080	63950000	DOCK FOR LAPTOP 518	0.00	113.14	
TOTAL CHECK									0.00	355.00
11010000	126769	11/14/19	10000996	CENGAGE LEARNING	19901100122060	63210601	TODAYS TECHNICIAN A	0.00	1,650.00	
11010000	126769	11/14/19	10000996	CENGAGE LEARNING	19901100122060	63210601	SHIPPING	0.00	165.00	
TOTAL CHECK									0.00	1,815.00
11010000	126770	11/14/19	10008304	CESAR TERRAZAS JR	19905199999110	62490000	OPEN PO - TIRES FOR	0.00	265.00	
11010000	126770	11/14/19	10008304	CESAR TERRAZAS JR	19905199999110	62490000	OPEN PO - TIRES FOR	0.00	50.00	
11010000	126770	11/14/19	10008304	CESAR TERRAZAS JR	19905199999110	62490000	OPEN PO - TIRES FOR	0.00	808.00	
11010000	126770	11/14/19	10008304	CESAR TERRAZAS JR	19905199999110	62490000	OPEN PO - TIRES FOR	0.00	40.00	
11010000	126770	11/14/19	10008304	CESAR TERRAZAS JR	19905199999110	62490000	OPEN PO - TIRES FOR	0.00	103.00	
11010000	126770	11/14/19	10008304	CESAR TERRAZAS JR	19905199999110	62490000	OPEN PO - TIRES FOR	0.00	1,060.00	
11010000	126770	11/14/19	10008304	CESAR TERRAZAS JR	19905199999110	62490000	OPEN PO - TIRES FOR	0.00	940.00	
TOTAL CHECK									0.00	3,266.00
11010000	126772	11/14/19	10011920	CHICK-FIL-A	19903604299010	64120100	27 8 COUNT NUGGETS	0.00	205.20	
11010000	126772	11/14/19	10011920	CHICK-FIL-A	19903604299010	64120100	LARGE CHOCOLATE CHU	0.00	35.50	
11010000	126772	11/14/19	10011920	CHICK-FIL-A	19903604399010	64120100	MEALS	0.00	152.00	
TOTAL CHECK									0.00	392.70
11010000	126773	11/14/19	10001869	CINTAS/RUS OF SAN A	19903499999120	62690000	UNIFORM	0.00	106.36	
11010000	126773	11/14/19	10001869	CINTAS/RUS OF SAN A	19903499999120	62690000	UNIFORM	0.00	106.36	
TOTAL CHECK									0.00	212.72
11010000	126775	11/14/19	10011358	CROWD PLEASERS DANC	19903600199050	64120501	REGIONAL TEAM ROUTI	0.00	990.00	
11010000	126775	11/14/19	10011358	CROWD PLEASERS DANC	19903600199050	64120501	REGIONAL OFFICER RO	0.00	441.00	
TOTAL CHECK									0.00	1,431.00
11010000	126777	11/14/19	10011254	DPC INDUSTRIES, INC	19905199999110	63190854	OPEN PO - CHLORINE	0.00	157.13	
11010000	126777	11/14/19	10011254	DPC INDUSTRIES, INC	19905199999110	63190854	OPEN PO - CHLORINE	0.00	20.00	
TOTAL CHECK									0.00	177.13
11010000	126778	11/14/19	10005802	EARL WARREN HIGH SC	19903600199050	64120506	ORIENTEERING TEAMS,	0.00	120.00	
11010000	126778	11/14/19	10005802	EARL WARREN HIGH SC	19903600199050	64120506	PT TEAMS, 1 FEMALE	0.00	120.00	
TOTAL CHECK									0.00	240.00
11010000	126779	11/14/19	10003830	EASTBAY INC.	19903600199010	63990100	EAN3142 A4 COOLING	0.00	1,020.50	
11010000	126779	11/14/19	10003830	EASTBAY INC.	19903600199010	63990100	2 COLOR LOGO	0.00	370.50	
11010000	126779	11/14/19	10003830	EASTBAY INC.	19903600199010	63990100	SHIPPING	0.00	50.00	
TOTAL CHECK									0.00	1,441.00
11010000	126780	11/14/19	10004777	EDMENTUM, INC	19901100111000	63950000	STUDY ISLAND: ELA	0.00	196.00	
11010000	126780	11/14/19	10004777	EDMENTUM, INC	19901100111000	63950000	STUDY ISLAND: ELA L	0.00	220.00	
TOTAL CHECK									0.00	416.00
11010000	126781	11/14/19	10001843	EDUCATION SERVICE C	19901399999020	62390000	FEE CHARGES FOR ESC	0.00	175.00	
11010000	126781	11/14/19	10001843	EDUCATION SERVICE C	19901310311000	62390000	SESSION# 62215 - TE	0.00	200.00	
11010000	126781	11/14/19	10001843	EDUCATION SERVICE C	19904175099080	62390000	BUSINESS OFFICE COM	0.00	876.00	
11010000	126781	11/14/19	10001843	EDUCATION SERVICE C	19904175099080	62390000	BUSINESS OFFICE COM	0.00	2,000.00	

SUNGARD PENTAMATION  
 DATE: 12/12/2019  
 TIME: 09:32:12

MEDINA VALLEY ISD  
 CHECK REGISTER - BY FUND

PAGE NUMBER: 17  
 ACCTPA21

SELECTION CRITERIA: transact.yr='20' and transact.period='3' and transact.fund like '%'  
 ACCOUNTING PERIOD: 4/20

FUND - 1990 - GENERAL FUND

CASH ACCT	CHECK NO	ISSUE DT	VENDOR	NAME	BUDGET NUMBER	ACCNT	----DESCRIPTION----	SALES TAX	AMOUNT
11010000	126781	11/14/19	10001843	EDUCATION SERVICE C	19904173099080	62390000	HR REGION XX COMMIT	0.00	9,960.00
11010000	126781	11/14/19	10001843	EDUCATION SERVICE C	19901304311000	62390000	SESSION#57347 ELAR-	0.00	175.00
TOTAL CHECK								0.00	13,386.00
11010000	126782	11/14/19	10010890	J2 CLOUD SERVICES,	19905199999070	62590851	E-FAX CORP #74262	0.00	462.85
11010000	126783	11/14/19	10009334	EWING IRRIGATION PR	19903699991110	63191001	OPEN PO: CHEMICALS	0.00	296.60
11010000	126784	11/14/19	10011450	FAMILY PARTS COMPAN	19903499999120	63190000	BUS PARTS AND STOCK	0.00	98.30
11010000	126784	11/14/19	10011450	FAMILY PARTS COMPAN	19903499999120	63190000	BUS PARTS AND STOCK	0.00	27.80
11010000	126784	11/14/19	10011450	FAMILY PARTS COMPAN	19903499999120	63190000	BUS PARTS AND STOCK	0.00	141.92
11010000	126784	11/14/19	10011450	FAMILY PARTS COMPAN	19903499999120	63190000	BUS PARTS AND STOCK	0.00	53.40
11010000	126784	11/14/19	10011450	FAMILY PARTS COMPAN	19903499999120	63190000	BUS PARTS AND STOCK	0.00	277.16
11010000	126784	11/14/19	10011450	FAMILY PARTS COMPAN	19903499999120	63190000	BUS PARTS AND STOCK	0.00	71.56
11010000	126784	11/14/19	10011450	FAMILY PARTS COMPAN	19903499999120	63190000	BUS PARTS AND STOCK	0.00	54.90
11010000	126784	11/14/19	10011450	FAMILY PARTS COMPAN	19903499999120	63190000	BUS PARTS AND STOCK	0.00	692.56
11010000	126784	11/14/19	10011450	FAMILY PARTS COMPAN	19903499999120	63190000	BUS PARTS AND STOCK	0.00	49.46
11010000	126784	11/14/19	10011450	FAMILY PARTS COMPAN	19903499999120	63190000	BUS PARTS AND STOCK	0.00	24.73
11010000	126784	11/14/19	10011450	FAMILY PARTS COMPAN	19903499999120	63190000	BUS PARTS AND STOCK	0.00	449.70
11010000	126784	11/14/19	10011450	FAMILY PARTS COMPAN	19903499999120	63190000	BUS PARTS AND STOCK	0.00	26.00
TOTAL CHECK								0.00	1,967.49
11010000	126785	11/14/19	10001848	FERGUSON ENTERPRISE	19905199999110	63190000	OPEN PO - PLUMBING	0.00	140.18
11010000	126785	11/14/19	10001848	FERGUSON ENTERPRISE	19905199999110	63190000	OPEN PO - PLUMBING	0.00	239.00
11010000	126785	11/14/19	10001848	FERGUSON ENTERPRISE	19905199999110	63190000	OPEN PO - PLUMBING	0.00	824.41
11010000	126785	11/14/19	10001848	FERGUSON ENTERPRISE	19905199999110	63190000	OPEN PO - PLUMBING	0.00	1,368.74
11010000	126785	11/14/19	10001848	FERGUSON ENTERPRISE	19905199999110	63190000	OPEN PO - PLUMBING	0.00	731.06
11010000	126785	11/14/19	10001848	FERGUSON ENTERPRISE	19905199999110	63190000	OPEN PO - PLUMBING	0.00	1,919.34
11010000	126785	11/14/19	10001848	FERGUSON ENTERPRISE	19905199999110	63190000	OPEN PO - PLUMBING	0.00	1,109.00
TOTAL CHECK								0.00	6,331.73
11010000	126786	11/14/19	10001468	FRANKLIN COVEY ORGA	19901399999020	62990000	STANDARD MEMBERSHIP	0.00	10,350.00
11010000	126786	11/14/19	10001468	FRANKLIN COVEY ORGA	19901399999020	62990000	WORKSHOP PACKET	0.00	6,308.02
11010000	126786	11/14/19	10001468	FRANKLIN COVEY ORGA	19901399999020	62990000	7 HABITS SIGNATURE	0.00	5,400.00
11010000	126786	11/14/19	10001468	FRANKLIN COVEY ORGA	19901399999020	62990000	EXPENSES MILEAGE	0.00	102.08
11010000	126786	11/14/19	10001468	FRANKLIN COVEY ORGA	19901399999020	62990000	LEAD 6 TEACHER EDIT	0.00	5,340.36
TOTAL CHECK								0.00	27,500.46
11010000	126787	11/14/19	10010854	GATEWAY PRINTING &	19902199999020	63990000	CHAIR, MIDBACK FLIP	0.00	379.20
11010000	126787	11/14/19	10010854	GATEWAY PRINTING &	19904175099080	63990000	ITEM #: PAP1951721,	0.00	23.49
11010000	126787	11/14/19	10010854	GATEWAY PRINTING &	19904175099080	63990000	ITEM #: HEWCB401A,	0.00	251.82
11010000	126787	11/14/19	10010854	GATEWAY PRINTING &	19904175099080	63990000	ITEM #: HEWCB402A,	0.00	251.82
11010000	126787	11/14/19	10010854	GATEWAY PRINTING &	19904175099080	63990000	ITEM #: WLJ38649B,	0.00	27.38
11010000	126787	11/14/19	10010854	GATEWAY PRINTING &	19904175099080	63990000	SWI90009, LIGHT TOU	0.00	5.77
11010000	126787	11/14/19	10010854	GATEWAY PRINTING &	19904175099080	63990000	ITEM #: BRTTN730, B	0.00	42.29
11010000	126787	11/14/19	10010854	GATEWAY PRINTING &	19904175099080	63990000	TASK CHAIRS - FABRI	0.00	734.40
11010000	126787	11/14/19	10010854	GATEWAY PRINTING &	19904175099080	63990000	CONFERENCE TABLE -	0.00	226.24
11010000	126787	11/14/19	10010854	GATEWAY PRINTING &	19904175099080	63990000	DELIVER & INSTALL D	0.00	376.00
TOTAL CHECK								0.00	2,318.41
11010000	126788	11/14/19	10011599	GIFTS 'N STUFF	19905199999110	62990000	UNIFORM SHIRTS TO I	0.00	129.80

SUNGARD PENTAMATION  
 DATE: 12/12/2019  
 TIME: 09:32:12

MEDINA VALLEY ISD  
 CHECK REGISTER - BY FUND

PAGE NUMBER: 18  
 ACCTPA21

SELECTION CRITERIA: transact.yr='20' and transact.period='3' and transact.fund like '%'  
 ACCOUNTING PERIOD: 4/20

FUND - 1990 - GENERAL FUND

CASH ACCT	CHECK NO	ISSUE DT	VENDOR	NAME	BUDGET NUMBER	ACCNT	----DESCRIPTION----	SALES TAX	AMOUNT
11010000	126789	11/14/19	10011938	GOGO CHARTERS	19903600191050	64120500	ROUNDTRIP CHARTER B	0.00	2,895.00
11010000	126790	11/14/19	10009927	GOLF TEAM PRODUCTS,	19903600191100	62991050	2 COLOR STRIP POLO.	0.00	316.22
11010000	126790	11/14/19	10009927	GOLF TEAM PRODUCTS,	19903600191100	62991050	EMBROIDERY FEE	0.00	58.56
11010000	126790	11/14/19	10009927	GOLF TEAM PRODUCTS,	19903600191100	62991050	SOLID POLO BLK/WHT.	0.00	292.80
11010000	126790	11/14/19	10009927	GOLF TEAM PRODUCTS,	19903600191100	62991050	EMBROIDERY FEE	0.00	58.56
11010000	126790	11/14/19	10009927	GOLF TEAM PRODUCTS,	19903600191100	62991050	1/4 ZIP GREY PULLOV	0.00	334.76
11010000	126790	11/14/19	10009927	GOLF TEAM PRODUCTS,	19903600191100	62991050	EMBROIDERY FEE	0.00	34.16
11010000	126790	11/14/19	10009927	GOLF TEAM PRODUCTS,	19903600191100	62991050	SHIPPING AND HANDLI	0.00	42.94
TOTAL CHECK									1,138.00
11010000	126793	11/14/19	10001871	HABY'S ALSATIAN BAK	19903100199000	64990000	OPEN PO NOT TO EXCE	0.00	30.60
11010000	126795	11/14/19	10011941	MICHELE ESTRADA HER	19903499999120	64990000	CDL REIMBURSEMENTS	0.00	45.00
11010000	126797	11/14/19	10000249	HOME DEPOT CREDIT S	19905199999110	63190000	OPEN PO - BUILDING	0.00	472.26
11010000	126797	11/14/19	10000249	HOME DEPOT CREDIT S	19905199999110	63190000	OPEN PO - BUILDING	0.00	1,142.68
TOTAL CHECK									1,614.94
11010000	126798	11/14/19	10001882	HONDO ANVIL HERALD	19904175099080	64910000	CASTROVILLE ANVIL -	0.00	15.20
11010000	126798	11/14/19	10001882	HONDO ANVIL HERALD	19904175099080	64910000	CASTROVILLE ANVIL -	0.00	7.60
TOTAL CHECK									22.80
11010000	126799	11/14/19	10001883	HONDO ISD	19903600191100	64991001	HS ENTRY FEES FOR T	0.00	300.00
11010000	126800	11/14/19	10002635	INTECH SOUTHWEST SE	19902300199000	63950000	HP THUNDERBOLT DOCK	0.00	175.00
11010000	126801	11/14/19	10005481	J.W. PEPPER AND SON	19901100111010	63990100	MUSIC FOR CLASS AND	0.00	14.94
11010000	126801	11/14/19	10005481	J.W. PEPPER AND SON	19901100111010	63990100	MUSIC FOR CLASS AND	0.00	113.74
11010000	126801	11/14/19	10005481	J.W. PEPPER AND SON	19901100111010	63990100	MUSIC FOR CLASS AND	0.00	226.00
11010000	126801	11/14/19	10005481	J.W. PEPPER AND SON	19901100111010	63990100	MUSIC FOR CLASS AND	0.00	62.00
TOTAL CHECK									416.68
11010000	126802	11/14/19	10000169	JT ADVERTISING & GR	19902310699000	62992300	BUSINESS CARDS FOR	0.00	105.00
11010000	126803	11/14/19	10000228	JOHNSON CONTROLS IN	19905199999110	62490000	OPEN PO: LABOR AND	0.00	363.75
11010000	126803	11/14/19	10000228	JOHNSON CONTROLS IN	19905199999110	62490000	OPEN PO - LABOR AND	0.00	2,516.92
11010000	126803	11/14/19	10000228	JOHNSON CONTROLS IN	19905199999110	62490000	OPEN PO - LABOR AND	0.00	483.08
TOTAL CHECK									3,363.75
11010000	126808	11/14/19	10002658	LANDMARK INN	19901110311050	64120504	PIONEER DAYS FOR TE	0.00	18.00
11010000	126808	11/14/19	10002658	LANDMARK INN	19901110311050	64120504	PIONEER DAYS ENTRY	0.00	103.00
TOTAL CHECK									121.00
11010000	126809	11/14/19	10001910	LONE STAR RADIATOR	19903499999120	62490000	OPEN PO - LABOR AND	0.00	24.50
11010000	126810	11/14/19	10005265	MAILFINANCE INC	19904175099080	62690000	DISTRICT POSTAGE ME	0.00	763.29
11010000	126811	11/14/19	10006207	MAKEMUSIC INC	19901104211010	63950100	SMART MUSIC EDUCATO	0.00	80.00
11010000	126811	11/14/19	10006207	MAKEMUSIC INC	19901104211010	63950100	SMART MUSIC STUDENT	0.00	560.00
TOTAL CHECK									640.00

SUNGARD PENTAMATION  
 DATE: 12/12/2019  
 TIME: 09:32:12

MEDINA VALLEY ISD  
 CHECK REGISTER - BY FUND

PAGE NUMBER: 19  
 ACCTPA21

SELECTION CRITERIA: transact.yr='20' and transact.period='3' and transact.fund like '%'  
 ACCOUNTING PERIOD: 4/20

FUND - 1990 - GENERAL FUND

CASH ACCT	CHECK NO	ISSUE DT	VENDOR	NAME	BUDGET NUMBER	ACCNT	----DESCRIPTION----	SALES TAX	AMOUNT
11010000	126812	11/14/19	10006563	MATERA PAPER COMPAN	19905199999110	63190000	OPEN PO FOR CUSTODI	0.00	-1,200.00
11010000	126812	11/14/19	10006563	MATERA PAPER COMPAN	19905199999110	63190000	OPEN PO FOR CUSTODI	0.00	9,596.12
11010000	126812	11/14/19	10006563	MATERA PAPER COMPAN	19905199999110	63190000	OPEN PO FOR CUSTODI	0.00	6,289.00
11010000	126812	11/14/19	10006563	MATERA PAPER COMPAN	19905199999110	63190000	OPEN PO FOR CUSTODI	0.00	2,600.80
11010000	126812	11/14/19	10006563	MATERA PAPER COMPAN	19905199999110	63190000	OPEN PO FOR CUSTODI	0.00	3,821.97
11010000	126812	11/14/19	10006563	MATERA PAPER COMPAN	19905199999110	63190000	OPEN PO FOR CUSTODI	0.00	5,753.58
11010000	126812	11/14/19	10006563	MATERA PAPER COMPAN	19905199999110	63190000	OPEN PO FOR CUSTODI	0.00	1,620.72
11010000	126812	11/14/19	10006563	MATERA PAPER COMPAN	19905199999110	63190000	OPEN PO FOR CUSTODI	0.00	1,465.70
11010000	126812	11/14/19	10006563	MATERA PAPER COMPAN	19905199999110	63190000	OPEN PO FOR CUSTODI	0.00	678.68
TOTAL CHECK									0.00 30,626.57
11010000	126813	11/14/19	10005073	MEDICAL WHOLESAL	19901100123000	63990014	GLOVE VINYL MEDIUM	0.00	35.00
11010000	126813	11/14/19	10005073	MEDICAL WHOLESAL	19901100123000	63990014	GLOVE VINYL LARGE P	0.00	70.00
11010000	126813	11/14/19	10005073	MEDICAL WHOLESAL	19903300199133	63990000	HS NURSES OFFICE ME	0.00	10.35
11010000	126813	11/14/19	10005073	MEDICAL WHOLESAL	19903304299133	63990000	MS NURSES OFFICE ME	0.00	21.50
11010000	126813	11/14/19	10005073	MEDICAL WHOLESAL	19903304399133	63990000	LOMA ALTA NURSES OF	0.00	10.35
11010000	126813	11/14/19	10005073	MEDICAL WHOLESAL	19903310399133	63990000	CASTROVILLE NURSES	0.00	66.70
11010000	126813	11/14/19	10005073	MEDICAL WHOLESAL	19903310499133	63990000	LACOSTE NURSES OFFI	0.00	10.35
11010000	126813	11/14/19	10005073	MEDICAL WHOLESAL	19903310599133	63990000	POTRANCO NURSES OFF	0.00	160.60
11010000	126813	11/14/19	10005073	MEDICAL WHOLESAL	19903310699133	63990000	LUCKEY RANCH NURSES	0.00	11.35
TOTAL CHECK									0.00 396.20
11010000	126814	11/14/19	10008019	MESAC/MATH ENGLISH	19903604299050	64990506	UIL ENTRY FEES FOR	0.00	288.00
11010000	126815	11/14/19	10010930	MVISD-FOOD SERVICE	19904170199080	64990000	OPEN PO FOR SUPT OF	0.00	70.00
11010000	126815	11/14/19	10010930	MVISD-FOOD SERVICE	19901399999020	64990000	CATERING SERVICES	0.00	200.00
11010000	126815	11/14/19	10010930	MVISD-FOOD SERVICE	19901399999020	64990000	CATERING SERVICES F	0.00	96.00
11010000	126815	11/14/19	10010930	MVISD-FOOD SERVICE	19901399999020	64990000	OPEN PO FOR CATERIN	0.00	500.00
11010000	126815	11/14/19	10010930	MVISD-FOOD SERVICE	19901399999020	64990000	CATERING SERVICES F	0.00	121.87
11010000	126815	11/14/19	10010930	MVISD-FOOD SERVICE	19901399999020	64990000	CATERING SERVICES	0.00	300.00
TOTAL CHECK									0.00 1,287.87
11010000	126816	11/14/19	10011414	MELISSA ANN NAVARRO	19903499999120	64110000	MEALS-PER DIEM	0.00	255.00
11010000	126817	11/14/19	10008910	NORTH TEXAS TOLLWAY	19903600122060	64120600	OPEN PO TO COVER TO	0.00	8.22
11010000	126817	11/14/19	10008910	NORTH TEXAS TOLLWAY	19901100122060	64120602	HS YEARBOOK STU TRV	0.00	8.25
TOTAL CHECK									0.00 16.47
11010000	126818	11/14/19	10000254	OGBURN'S TRUCK PART	19903499999120	64110000	\$50.00 REGISTRATION	0.00	150.00
11010000	126819	11/14/19	10000147	QUILL CORPORATION	19902199923040	63990000	SAFCO 1 SHELF METAL	0.00	260.99
11010000	126819	11/14/19	10000147	QUILL CORPORATION	19902199923040	63990000	DRAFT STAMPS: ACCU	0.00	51.38
11010000	126819	11/14/19	10000147	QUILL CORPORATION	19901199923040	63990000	APPLE CERTIFIED DUR	0.00	248.80
11010000	126819	11/14/19	10000147	QUILL CORPORATION	19901199923040	63990000	SELF STICK FLAT NOT	0.00	2.38
11010000	126819	11/14/19	10000147	QUILL CORPORATION	19903199923040	63990000	SELF STICK FLAT NOT	0.00	2.38
11010000	126819	11/14/19	10000147	QUILL CORPORATION	19901199923040	63990000	BIC BRITE LINER STI	0.00	2.90
11010000	126819	11/14/19	10000147	QUILL CORPORATION	19903199923040	63990000	BIC BRITE LINER STI	0.00	2.90
11010000	126819	11/14/19	10000147	QUILL CORPORATION	19901199923040	63990000	DURACELL BATTERIES	0.00	7.99
11010000	126819	11/14/19	10000147	QUILL CORPORATION	19902199923040	63990000	CALCULATOR RIBBON,	0.00	5.80
11010000	126819	11/14/19	10000147	QUILL CORPORATION	19902199923040	63990000	BANKERS BOX STOR/FI	0.00	41.49
11010000	126819	11/14/19	10000147	QUILL CORPORATION	19901199923040	63990000	POST IT SUPER STICK	0.00	24.89
11010000	126819	11/14/19	10000147	QUILL CORPORATION	19902199923040	63990000	POST IT SUPER STICK	0.00	24.89

SUNGARD PENTAMATION  
 DATE: 12/12/2019  
 TIME: 09:32:12

MEDINA VALLEY ISD  
 CHECK REGISTER - BY FUND

PAGE NUMBER: 20  
 ACCTPA21

SELECTION CRITERIA: transact.yr='20' and transact.period='3' and transact.fund like '%'  
 ACCOUNTING PERIOD: 4/20

FUND - 1990 - GENERAL FUND

CASH ACCT	CHECK NO	ISSUE DT	VENDOR	NAME	BUDGET NUMBER	ACCNT	----DESCRIPTION----	SALES TAX	AMOUNT
11010000	126819	11/14/19	10000147	QUILL CORPORATION	19903199923040	63990000	POST IT SUPER STICK	0.00	24.89
11010000	126819	11/14/19	10000147	QUILL CORPORATION	19902199923040	63990000	QUILL BRAND INKJET	0.00	26.55
11010000	126819	11/14/19	10000147	QUILL CORPORATION	19902199923040	63990000	2-HOLE PUNCH, SWING	0.00	35.34
TOTAL CHECK									763.57
11010000	126820	11/14/19	10009430	RAPTOR TECHNOLOGIES	19902310499000	63990000	RAPTOR VISITOR BADG	0.00	100.00
11010000	126821	11/14/19	10001757	REGENT COACH LINE L	19903600199010	64120100	BUSES RETURNED LATE	0.00	297.69
11010000	126821	11/14/19	10001757	REGENT COACH LINE L	19903600199010	64120100	3 CHARTER BUSES FOR	0.00	2,381.40
TOTAL CHECK									2,679.09
11010000	126822	11/14/19	10009105	RIO MEDINA TRUCK &	19905199999110	62490000	OPEN PO: LABOR AND	0.00	200.00
11010000	126823	11/14/19	10011922	ROLLING HILLS PUBLI	19901100122060	63210601	AUTO UPKEEP - 4TH E	0.00	1,740.00
11010000	126823	11/14/19	10011922	ROLLING HILLS PUBLI	19901100122060	63210601	AUTO UPKEEP - 4TH E	0.00	1,080.00
11010000	126823	11/14/19	10011922	ROLLING HILLS PUBLI	19901100122060	63210601	SHIPPING	0.00	282.00
TOTAL CHECK									3,102.00
11010000	126824	11/14/19	10006920	RONALD REAGAN HIGH	19903600199050	64120503	JV UNARMED DRILL TE	0.00	60.00
11010000	126825	11/14/19	10001867	ROYCE GROFF OIL CO	19903499999120	63110000	DIESEL, GAS, AND OT	0.00	13,279.37
11010000	126826	11/14/19	10010593	RUSH TRUCK CENTERS	19903499999120	63190000	BUS PARTS AND STOCK	0.00	-97.45
11010000	126826	11/14/19	10010593	RUSH TRUCK CENTERS	19903499999120	63190000	BUS PARTS AND STOCK	0.00	1,239.72
11010000	126826	11/14/19	10010593	RUSH TRUCK CENTERS	19903499999120	63190000	BUS PARTS AND STOCK	0.00	1,272.93
11010000	126826	11/14/19	10010593	RUSH TRUCK CENTERS	19903499999120	63190000	BUS PARTS AND STOCK	0.00	1,278.61
11010000	126826	11/14/19	10010593	RUSH TRUCK CENTERS	19903499999120	63190000	BUS PARTS AND STOCK	0.00	1,412.25
11010000	126826	11/14/19	10010593	RUSH TRUCK CENTERS	19903499999120	63190000	BUS PARTS AND STOCK	0.00	139.80
11010000	126826	11/14/19	10010593	RUSH TRUCK CENTERS	19903499999120	63190000	BUS PARTS AND STOCK	0.00	1,410.42
TOTAL CHECK									6,656.28
11010000	126827	11/14/19	10001969	SCHOOL SPECIALTY, I	19901110611000	63990000	SCHOOL SMART CHART	0.00	92.80
11010000	126827	11/14/19	10001969	SCHOOL SPECIALTY, I	19901110611000	63990000	SCHOOL SMART CHART	0.00	260.48
11010000	126827	11/14/19	10001969	SCHOOL SPECIALTY, I	19901110611000	63990000	SCHOOL SMART RULED	0.00	113.00
TOTAL CHECK									466.28
11010000	126830	11/14/19	10001973	THE SHERWIN-WILLIAM	19905199999110	63190000	OPEN PO: PAINT AND	0.00	92.41
11010000	126832	11/14/19	10009218	SHELBY L COOK	19903604291100	64991001	DISTRICT XC MEDALS	0.00	106.25
11010000	126832	11/14/19	10009218	SHELBY L COOK	19903604391100	64991001	DISTRICT XC MEDALS	0.00	106.25
11010000	126832	11/14/19	10009218	SHELBY L COOK	19903604291100	64991001	7X9 BOARD PLAQUE WI	0.00	35.90
11010000	126832	11/14/19	10009218	SHELBY L COOK	19903604391100	64991001	7X9 BOARD PLAQUE WI	0.00	35.90
11010000	126832	11/14/19	10009218	SHELBY L COOK	19903604291100	64991001	SAME PLAQUE IN 6X8	0.00	31.90
11010000	126832	11/14/19	10009218	SHELBY L COOK	19903604391100	64991001	SAME PLAQUE IN 6X8	0.00	31.90
TOTAL CHECK									348.10
11010000	126833	11/14/19	10011335	SOUTHERN COMPUTER W	19902310499000	63990000	FARGO RIBBON CARTRI	0.00	144.66
11010000	126834	11/14/19	10008594	STAPLES CONTRACT &	19902310499000	63990000	STAPLES 3-TAB FILE	0.00	43.24
11010000	126834	11/14/19	10008594	STAPLES CONTRACT &	19901110411000	63990000	STAPLES CARDSTOCK P	0.00	118.08
TOTAL CHECK									161.32

SUNGARD PENTAMATION  
DATE: 12/12/2019  
TIME: 09:32:12

MEDINA VALLEY ISD  
CHECK REGISTER - BY FUND

PAGE NUMBER: 21  
ACCTPA21

SELECTION CRITERIA: transact.yr='20' and transact.period='3' and transact.fund like '%'  
ACCOUNTING PERIOD: 4/20

FUND - 1990 - GENERAL FUND

CASH ACCT	CHECK NO	ISSUE DT	VENDOR	NAME	BUDGET NUMBER	ACCNT	----DESCRIPTION----	SALES TAX	AMOUNT
11010000	126836	11/14/19	10000376	SUPER DUPER PUBLISH	19903199923040	63390000	CASL-2 PRESCHOOL FO	0.00	90.00
11010000	126839	11/14/19	10009594	TAHPERD ANNUAL CONV	19901110411000	63990000	ACTIVITY HANDOUT MA	0.00	40.00
11010000	126839	11/14/19	10009594	TAHPERD ANNUAL CONV	19901310411000	64110000	TAHPERD CONVENTION	0.00	150.00
TOTAL CHECK									190.00
11010000	126840	11/14/19	10003070	TEPSA	19902310499000	64950000	TEPSA COMPREHENSIVE	0.00	385.11
11010000	126840	11/14/19	10003070	TEPSA	19902310499000	62140000	TEPSA COMPREHENSIVE	0.00	3.89
TOTAL CHECK									389.00
11010000	126841	11/14/19	10001994	TEXAS ASSOC SCH BUS	19904170199080	62140000	ANNUAL MEMBERSHIP D	0.00	0.72
11010000	126841	11/14/19	10001994	TEXAS ASSOC SCH BUS	19902199923040	62140000	ANNUAL MEMBERSHIP D	0.00	0.72
11010000	126841	11/14/19	10001994	TEXAS ASSOC SCH BUS	19904170199080	64950000	ANNUAL MEMBERSHIP D	0.00	134.28
11010000	126841	11/14/19	10001994	TEXAS ASSOC SCH BUS	19902199923040	64950000	ANNUAL MEMBERSHIP D	0.00	134.28
TOTAL CHECK									270.00
11010000	126842	11/14/19	10003148	TEXAS SPEECH-LANGUA	19901399923040	64950000	TSHA MEMBERSHIP DUE	0.00	105.00
11010000	126842	11/14/19	10003148	TEXAS SPEECH-LANGUA	19901399923040	64950000	TSHA MEMBERSHIP DUE	0.00	105.00
11010000	126842	11/14/19	10003148	TEXAS SPEECH-LANGUA	19901399923040	64950000	TSHA MEMBERSHIP DUE	0.00	100.00
11010000	126842	11/14/19	10003148	TEXAS SPEECH-LANGUA	19901399923040	62140000	TSHA MEMBERSHIP DUE	0.00	105.00
11010000	126842	11/14/19	10003148	TEXAS SPEECH-LANGUA	19901399923040	62140000	TSHA MEMBERSHIP DUE	0.00	105.00
11010000	126842	11/14/19	10003148	TEXAS SPEECH-LANGUA	19901399923040	62140000	TSHA MEMBERSHIP DUE	0.00	100.00
TOTAL CHECK									620.00
11010000	126843	11/14/19	10009930	TEXTBOOK WAREHOUSE,	19901110411000	63990000	MERRIAM-WEBSTER'S D	0.00	518.00
11010000	126844	11/14/19	10011034	THE UNIVERSITY OF T	19901100122060	63950607	2019-20 CURRICULUM	0.00	2,000.00
11010000	126844	11/14/19	10011034	THE UNIVERSITY OF T	19901100122060	63950607	2019-20 CURRICULUM	0.00	2,000.00
TOTAL CHECK									4,000.00
11010000	126845	11/14/19	10011940	TOMMY G TIJERINA	19903499999120	64110000	MEALS-PER DIEM	0.00	255.00
11010000	126846	11/14/19	10006699	TRACTOR SUPPLY CO	19905199999110	63190000	OPEN PO: MAINTENANC	0.00	219.94
11010000	126847	11/14/19	10002018	VARSITY BRANDS HOLD	19903600191050	63990500	SHIPPING & HANDLING	0.00	47.98
11010000	126848	11/14/19	10011935	AMANDA STARR VASQUE	19903499999120	64990000	CDL REIMBURSEMENTS	0.00	25.00
11010000	126849	11/14/19	10003803	VIVROUX SPORTING GO	19903600191100	62991012	VOLLEYBALL- PERFORM	0.00	148.95
11010000	126849	11/14/19	10003803	VIVROUX SPORTING GO	19903600191100	63991012	WHISTLES. ITEM# FOX	0.00	74.47
11010000	126849	11/14/19	10003803	VIVROUX SPORTING GO	19903600191100	63991012	LANYARDS. ITEM# LAN	0.00	77.58
TOTAL CHECK									301.00
11010000	126850	11/14/19	10001863	W W GRAINGER INC	19905199999110	63190000	OPEN PO - MISC TOOL	0.00	200.93
11010000	126851	11/14/19	10000356	WALMART	19903110499000	64990000	OPEN PO FOR PURCHAS	0.00	67.28
11010000	126851	11/14/19	10000356	WALMART	19901399999020	64990000	PAPER PRODUCTS/SNAC	0.00	48.14
11010000	126851	11/14/19	10000356	WALMART	19904175099080	64990000	OPEN PO FOR WALMART	0.00	-19.92
11010000	126851	11/14/19	10000356	WALMART	19904175099080	64990000	OPEN PO FOR WALMART	0.00	74.61
11010000	126851	11/14/19	10000356	WALMART	19903600191100	64991001	SANDWICH TRAYS, VEG	0.00	282.94
11010000	126851	11/14/19	10000356	WALMART	19903600191100	64991001	SIGNING RECEPTION S	0.00	62.16
11010000	126851	11/14/19	10000356	WALMART	19903600191100	63991001	OPEN PO-NOT TO EXCE	0.00	16.89

SUNGARD PENTAMATION  
 DATE: 12/12/2019  
 TIME: 09:32:12

MEDINA VALLEY ISD  
 CHECK REGISTER - BY FUND

PAGE NUMBER: 22  
 ACCTPA21

SELECTION CRITERIA: transact.yr='20' and transact.period='3' and transact.fund like '%'  
 ACCOUNTING PERIOD: 4/20

FUND - 1990 - GENERAL FUND

CASH ACCT	CHECK NO	ISSUE DT	VENDOR	NAME	BUDGET NUMBER	ACCNT	----DESCRIPTION----	SALES TAX	AMOUNT
11010000	126851	11/14/19	10000356	WALMART	19903600191100	63991001	MISC. SUPPLIES: BAT	0.00	17.64
TOTAL CHECK									549.74
11010000	126853	11/14/19	10002022	WALTON DISTRIBUTING	19903499999120	63190000	VEHICLE PARTS AND S	0.00	933.00
11010000	126854	11/14/19	10001858	WASTE MANAGEMENT OF	19905199999110	62590857	OPEN PO: WEEKLY GAR	0.00	900.50
11010000	126855	11/14/19	10006057	WHATABURGER	19903604291100	64121001	10/29 7TH TO BOERNE	0.00	199.89
11010000	126855	11/14/19	10006057	WHATABURGER	19903600191100	64121001	10/25 FLORESVILLE	0.00	260.50
11010000	126855	11/14/19	10006057	WHATABURGER	19903604391100	64121001	10/28 AT BOERNE VOS	0.00	276.86
11010000	126855	11/14/19	10006057	WHATABURGER	19903600191100	64121001	MEALS FOR THE PLAYO	0.00	211.20
TOTAL CHECK									948.45
11010000	126856	11/14/19	10011767	WRIGHT EXPRESS FSC	19903499999120	63110000	DIST SUB PEIMS/CURR	0.00	55.66
11010000	126857	11/14/19	10011723	ZINSMEYER A/C & HEA	19905100122060	62490000	LABOR & MATERIAL-AC	0.00	543.60
11010000	126865	11/21/19	10007793	AHI ENTERPRISES, LL	19905199999110	62990000	SUPPLEMENTAL TO PO	0.00	72.00
11010000	126865	11/21/19	10007793	AHI ENTERPRISES, LL	19905199999110	62990000	OPEN PO: UNIFORM SH	0.00	106.00
11010000	126865	11/21/19	10007793	AHI ENTERPRISES, LL	19905199999110	62990000	OPEN PO: UNIFORM SH	0.00	170.00
TOTAL CHECK									348.00
11010000	126866	11/21/19	10011588	AHR'S FLOWER SHOP	19902310599000	64992300	OPEN PO	0.00	70.00
11010000	126866	11/21/19	10011588	AHR'S FLOWER SHOP	19902304299000	64992300	OPEN PO FOR \$250 FO	0.00	50.00
11010000	126866	11/21/19	10011588	AHR'S FLOWER SHOP	19904175099080	64990000	OPEN PO FOR PLANTS,	0.00	50.00
11010000	126866	11/21/19	10011588	AHR'S FLOWER SHOP	19903600199010	63990100	FLOWER CARNATIONS F	0.00	80.00
TOTAL CHECK									250.00
11010000	126868	11/21/19	10003801	ALAMO HEIGHTS I.S.D	19900000100000	R5752A01	PRESALE VARSITY FOO	0.00	198.00
11010000	126870	11/21/19	10009744	APPLE INC.	19901104311010	63950100	MW752LL/A 10.2 INCH	0.00	598.00
11010000	126871	11/21/19	10000794	AUTISTIC TREATMENT	19901110523040	6299HC30	EDUCATIONAL SERVICE	0.00	7,986.08
11010000	126871	11/21/19	10000794	AUTISTIC TREATMENT	19901100123040	6299DR29	EFFECTIVE AUGUST 1	0.00	16,062.34
TOTAL CHECK									24,048.42
11010000	126872	11/21/19	10005334	AUTOMATED LOGIC-TEX	19905100122060	62490000	MVISD AG PORTABLE B	0.00	62.93
11010000	126872	11/21/19	10005334	AUTOMATED LOGIC-TEX	19905100122060	62490000	ADDITIONAL UNITS UN	0.00	50.58
11010000	126872	11/21/19	10005334	AUTOMATED LOGIC-TEX	19905100122060	62490000	MVISD VOCATIONAL BU	0.00	79.69
11010000	126872	11/21/19	10005334	AUTOMATED LOGIC-TEX	19905100122060	62490000	MVISD VOCATIONAL BU	0.00	5,233.00
TOTAL CHECK									5,426.20
11010000	126873	11/21/19	10002691	B & H FOTO & ELECTR	19901110611000	63990000	LOGITECH C615 WEBCA	0.00	399.70
11010000	126873	11/21/19	10002691	B & H FOTO & ELECTR	19901110611000	63990000	PANASONIC ENLOOP P	0.00	22.14
11010000	126873	11/21/19	10002691	B & H FOTO & ELECTR	19901110611000	63990000	CTA DIGITAL HEIGHT	0.00	52.40
11010000	126873	11/21/19	10002691	B & H FOTO & ELECTR	19901110611000	63990000	PYLEPRO PPHP1242WNY	0.00	140.34
11010000	126873	11/21/19	10002691	B & H FOTO & ELECTR	19901110611000	63990000	PEARSTONE 10' HDMI	0.00	32.84
11010000	126873	11/21/19	10002691	B & H FOTO & ELECTR	19902199923040	63950000	PLANTRONICS CS540 W	0.00	299.90
11010000	126873	11/21/19	10002691	B & H FOTO & ELECTR	19902199923040	63950000	PLANTRONICS HL 10 H	0.00	44.95
TOTAL CHECK									992.27
11010000	126874	11/21/19	10005080	BAKER DISTRIBUTING	19903600191100	63991001	ICE MAKER DICE AIR	0.00	2,626.13

SUNGARD PENTAMATION  
 DATE: 12/12/2019  
 TIME: 09:32:12

MEDINA VALLEY ISD  
 CHECK REGISTER - BY FUND

PAGE NUMBER: 23  
 ACCTPA21

SELECTION CRITERIA: transact.yr='20' and transact.period='3' and transact.fund like '%'  
 ACCOUNTING PERIOD: 4/20

FUND - 1990 - GENERAL FUND

CASH ACCT	CHECK NO	ISSUE DT	VENDOR	NAME	BUDGET NUMBER	ACCNT	----DESCRIPTION----	SALES TAX	AMOUNT
11010000	126875	11/21/19	10008335	BANNERS PLUS	19904170299080	62990000	2019 - PLAQUE FOR D	0.00	52.50
11010000	126876	11/21/19	10001799	BECKWITH ELECTRONIC	19905199999110	62490000	OPEN PO - PARTS AND	0.00	750.00
11010000	126876	11/21/19	10001799	BECKWITH ELECTRONIC	19905199999110	62490000	INTERCOM PANEL REPL	0.00	3,544.00
TOTAL CHECK									4,294.00
11010000	126877	11/21/19	10006884	BILL MILLERS BAR-B-	19906199999030	64990300	CATERING FOR FPD TH	0.00	202.95
11010000	126877	11/21/19	10006884	BILL MILLERS BAR-B-	19906199999030	64990300	LARGE PARTY PACK W/	0.00	192.95
11010000	126877	11/21/19	10006884	BILL MILLERS BAR-B-	19903100199000	64990000	OPEN PO NOT TO EXCE	0.00	36.17
TOTAL CHECK									432.07
11010000	126880	11/21/19	10004970	BSN SPORTS, LLC	19903600191100	63991022	TANNER TEE'S 26-43"	0.00	279.81
11010000	126880	11/21/19	10004970	BSN SPORTS, LLC	19903600191100	63991022	SHIPPING AND HANDLI	0.00	51.47
11010000	126880	11/21/19	10004970	BSN SPORTS, LLC	19903600191100	63991001	BLACK/SILVER HUSTLE	0.00	164.95
11010000	126880	11/21/19	10004970	BSN SPORTS, LLC	19903600191100	63991001	SHIPPING AND HANDLI	0.00	8.25
11010000	126880	11/21/19	10004970	BSN SPORTS, LLC	19903600191100	63991011	EPIC REACT FLYKNIT	0.00	2,145.00
11010000	126880	11/21/19	10004970	BSN SPORTS, LLC	19903600191100	63991011	SHIPPING AND HANDLI	0.00	107.25
11010000	126880	11/21/19	10004970	BSN SPORTS, LLC	19903604291100	63991032	SPALDING TF-1000 CL	0.00	99.90
11010000	126880	11/21/19	10004970	BSN SPORTS, LLC	19903604291100	63991032	SPALDING TF PREMIER	0.00	87.80
11010000	126880	11/21/19	10004970	BSN SPORTS, LLC	19903604291100	63991032	MARK V BASKETBALL S	0.00	21.00
11010000	126880	11/21/19	10004970	BSN SPORTS, LLC	19903604291100	63991032	SHIPPING AND HANDLI	0.00	10.44
11010000	126880	11/21/19	10004970	BSN SPORTS, LLC	19903604291100	63991031	SLIP NOTT BASE & PA	0.00	109.41
11010000	126880	11/21/19	10004970	BSN SPORTS, LLC	19903604291100	63991031	SLIPP NOTT PREL.PAD	0.00	38.31
11010000	126880	11/21/19	10004970	BSN SPORTS, LLC	19903604291100	63991031	BADEN ELITE BASKETB	0.00	99.90
11010000	126880	11/21/19	10004970	BSN SPORTS, LLC	19903604291100	63991031	MARK V BASKETBALL S	0.00	7.00
11010000	126880	11/21/19	10004970	BSN SPORTS, LLC	19903604291100	63991031	SHIPPING AND HANDLI	0.00	12.73
TOTAL CHECK									3,243.22
11010000	126881	11/21/19	10007691	BUSH'S CHICKEN	19903600199050	64120503	ROTC: OPEN PO NOT	0.00	70.54
11010000	126882	11/21/19	10008516	CASTROVILLE QUICK L	19905199999110	62490000	OPEN PO: LABOR AND	0.00	104.73
11010000	126882	11/21/19	10008516	CASTROVILLE QUICK L	19905199999110	62490000	OPEN PO: LABOR AND	0.00	52.49
11010000	126882	11/21/19	10008516	CASTROVILLE QUICK L	19905199999110	62490000	OPEN PO: LABOR AND	0.00	41.18
TOTAL CHECK									198.40
11010000	126883	11/21/19	10001818	CASTROVILLE TRUE VA	19905199999110	63190000	OPEN PO: MISC HARDW	0.00	3.66
11010000	126883	11/21/19	10001818	CASTROVILLE TRUE VA	19905199999110	63190000	OPEN PO: MISC HARDW	0.00	22.65
11010000	126883	11/21/19	10001818	CASTROVILLE TRUE VA	19905199999110	63190000	OPEN PO: MISC HARDW	0.00	29.96
11010000	126883	11/21/19	10001818	CASTROVILLE TRUE VA	19905199999110	63190000	OPEN PO: MISC HARDW	0.00	13.87
11010000	126883	11/21/19	10001818	CASTROVILLE TRUE VA	19905199999110	63190000	OPEN PO: MISC HARDW	0.00	8.76
11010000	126883	11/21/19	10001818	CASTROVILLE TRUE VA	19905199999110	63190000	OPEN PO: MISC HARDW	0.00	6.76
11010000	126883	11/21/19	10001818	CASTROVILLE TRUE VA	19905199999110	63190000	OPEN PO: MISC HARDW	0.00	25.27
11010000	126883	11/21/19	10001818	CASTROVILLE TRUE VA	19905199999110	63190000	OPEN PO: MISC HARDW	0.00	63.24
11010000	126883	11/21/19	10001818	CASTROVILLE TRUE VA	19905199999110	63190000	OPEN PO: MISC HARDW	0.00	12.98
11010000	126883	11/21/19	10001818	CASTROVILLE TRUE VA	19905199999110	63190000	OPEN PO: MISC HARDW	0.00	8.78
11010000	126883	11/21/19	10001818	CASTROVILLE TRUE VA	19905199999110	63190000	OPEN PO: MISC HARDW	0.00	16.98
11010000	126883	11/21/19	10001818	CASTROVILLE TRUE VA	19905199999110	63190000	OPEN PO: MISC HARDW	0.00	20.08
11010000	126883	11/21/19	10001818	CASTROVILLE TRUE VA	19905199999110	63190000	OPEN PO: MISC HARDW	0.00	20.19
11010000	126883	11/21/19	10001818	CASTROVILLE TRUE VA	19905199999110	63190000	OPEN PO: MISC HARDW	0.00	32.76
11010000	126883	11/21/19	10001818	CASTROVILLE TRUE VA	19905199999110	63190000	OPEN PO: MISC HARDW	0.00	16.68
11010000	126883	11/21/19	10001818	CASTROVILLE TRUE VA	19905199999110	63190000	OPEN PO: MISC HARDW	0.00	123.26

SUNGARD PENTAMATION  
 DATE: 12/12/2019  
 TIME: 09:32:12

MEDINA VALLEY ISD  
 CHECK REGISTER - BY FUND

PAGE NUMBER: 24  
 ACCTPA21

SELECTION CRITERIA: transact.yr='20' and transact.period='3' and transact.fund like '%'  
 ACCOUNTING PERIOD: 4/20

FUND - 1990 - GENERAL FUND

CASH ACCT	CHECK NO	ISSUE DT	VENDOR	NAME	BUDGET NUMBER	ACCNT	----DESCRIPTION----	SALES TAX	AMOUNT
11010000	126883	11/21/19	10001818	CASTROVILLE TRUE VA	19905199999110	63190000	OPEN PO: MISC HARDW	0.00	21.38
11010000	126883	11/21/19	10001818	CASTROVILLE TRUE VA	19905199999110	63190000	OPEN PO: MISC HARDW	0.00	25.56
TOTAL CHECK									472.82
11010000	126884	11/21/19	10001819	CASTROVILLE UTILITY	19905199999080	62590000	#04-0456-00	0.00	156.34
11010000	126884	11/21/19	10001819	CASTROVILLE UTILITY	19905199999080	62590000	#04-0476-00	0.00	330.69
11010000	126884	11/21/19	10001819	CASTROVILLE UTILITY	19905199999080	62590000	#04-0477-00	0.00	3,430.28
11010000	126884	11/21/19	10001819	CASTROVILLE UTILITY	19905199999080	62590000	#04-0478-00	0.00	94.38
11010000	126884	11/21/19	10001819	CASTROVILLE UTILITY	19905199999080	62590000	#04-0486-00	0.00	5,068.05
11010000	126884	11/21/19	10001819	CASTROVILLE UTILITY	19905199999080	62590000	#04-0487-00	0.00	132.50
11010000	126884	11/21/19	10001819	CASTROVILLE UTILITY	19905199999080	62590000	#04-2416-00	0.00	2,651.35
11010000	126884	11/21/19	10001819	CASTROVILLE UTILITY	19905199999080	62590000	#08-0365-00	0.00	191.18
11010000	126884	11/21/19	10001819	CASTROVILLE UTILITY	19905199999080	62590000	#08-0375-00	0.00	430.08
11010000	126884	11/21/19	10001819	CASTROVILLE UTILITY	19905199999080	62590000	#08-0378-00	0.00	84.53
11010000	126884	11/21/19	10001819	CASTROVILLE UTILITY	19905199999080	62590000	#08-0387-00	0.00	728.88
11010000	126884	11/21/19	10001819	CASTROVILLE UTILITY	19905199999080	62590000	#08-0388-00	0.00	564.61
11010000	126884	11/21/19	10001819	CASTROVILLE UTILITY	19905199999080	62590000	#08-0389-00	0.00	17.97
TOTAL CHECK									13,880.84
11010000	126885	11/21/19	10000784	CDW GOVERNMENT, INC	19905399999070	63950411	MICROSOFT DESKTOP E	0.00	27,990.00
11010000	126885	11/21/19	10000784	CDW GOVERNMENT, INC	19905399999070	63950411	MICROSOFT WINDOWS S	0.00	1,296.00
11010000	126885	11/21/19	10000784	CDW GOVERNMENT, INC	19905399999070	63950411	CISCO 7841 VOIP PHO	0.00	1,101.60
TOTAL CHECK									30,387.60
11010000	126886	11/21/19	10011678	CED INC/COLUMBIA EL	19905199999110	63190000	BUYBOARD CONTRACT N	0.00	538.31
11010000	126886	11/21/19	10011678	CED INC/COLUMBIA EL	19905199999110	63190000	BUYBOARD CONTRACT N	0.00	334.42
11010000	126886	11/21/19	10011678	CED INC/COLUMBIA EL	19905199999110	63190000	BUYBOARD CONTRACT N	0.00	974.17
TOTAL CHECK									1,846.90
11010000	126887	11/21/19	10001845	CENTERPOINT ENERGY	19905199999080	62590000	GAS CHARGES-LACOSTE	0.00	1,942.56
11010000	126888	11/21/19	10008304	CESAR TERRAZAS JR	19905199999110	62490000	OPEN PO - TIRES FOR	0.00	545.00
11010000	126888	11/21/19	10008304	CESAR TERRAZAS JR	19905199999110	62490000	OPEN PO - TIRES FOR	0.00	10.00
TOTAL CHECK									555.00
11010000	126889	11/21/19	10001267	CESD	19903110599000	64110000	REGISTRATION FEE FO	0.00	360.00
11010000	126890	11/21/19	10001869	CINTAS/RUS OF SAN A	19903499999120	62690000	UNIFORM	0.00	106.36
11010000	126890	11/21/19	10001869	CINTAS/RUS OF SAN A	19903499999120	62690000	UNIFORM	0.00	106.36
TOTAL CHECK									212.72
11010000	126891	11/21/19	10010591	COBB PEDIATRIC THER	19901199923040	62990000	BILINGUAL SLPA THER	0.00	1,888.00
11010000	126895	11/21/19	10007582	CPS ENERGY	19905199999080	62590000	OCT-NOV	0.00	7.52
11010000	126895	11/21/19	10007582	CPS ENERGY	19905199999080	62590000	OCT-NOV	0.00	7.84
11010000	126895	11/21/19	10007582	CPS ENERGY	19905199999080	62590000	OCT-NOV	0.00	8.18
11010000	126895	11/21/19	10007582	CPS ENERGY	19905199999080	62590000	OCT-NOV	0.00	24.72
11010000	126895	11/21/19	10007582	CPS ENERGY	19905199999080	62590000	OCT-NOV	0.00	75.98
11010000	126895	11/21/19	10007582	CPS ENERGY	19905199999080	62590000	OCT-NOV	0.00	82.04
11010000	126895	11/21/19	10007582	CPS ENERGY	19905199999080	62590000	OCT-NOV	0.00	102.69
11010000	126895	11/21/19	10007582	CPS ENERGY	19905199999080	62590000	OCT-NOV	0.00	105.71
11010000	126895	11/21/19	10007582	CPS ENERGY	19905199999080	62590000	OCT-NOV	0.00	109.57

SUNGARD PENTAMATION  
DATE: 12/12/2019  
TIME: 09:32:12

MEDINA VALLEY ISD  
CHECK REGISTER - BY FUND

PAGE NUMBER: 25  
ACCTPA21

SELECTION CRITERIA: transact.yr='20' and transact.period='3' and transact.fund like '%'  
ACCOUNTING PERIOD: 4/20

FUND - 1990 - GENERAL FUND

CASH ACCT	CHECK NO	ISSUE DT	VENDOR	NAME	BUDGET NUMBER	ACCNT	----DESCRIPTION----	SALES TAX	AMOUNT
11010000	126895	11/21/19	10007582	CPS ENERGY	19905199999080	62590000	OCT-NOV	0.00	134.80
11010000	126895	11/21/19	10007582	CPS ENERGY	19905199999080	62590000	OCT-NOV	0.00	139.68
11010000	126895	11/21/19	10007582	CPS ENERGY	19905199999080	62590000	OCT-NOV	0.00	185.32
11010000	126895	11/21/19	10007582	CPS ENERGY	19905199999080	62590000	OCT-NOV	0.00	218.90
11010000	126895	11/21/19	10007582	CPS ENERGY	19905199999080	62590000	OCT-NOV	0.00	220.36
11010000	126895	11/21/19	10007582	CPS ENERGY	19905199999080	62590000	OCT-NOV	0.00	231.06
11010000	126895	11/21/19	10007582	CPS ENERGY	19905199999080	62590000	OCT-NOV	0.00	231.22
11010000	126895	11/21/19	10007582	CPS ENERGY	19905199999080	62590000	OCT-NOV	0.00	278.06
11010000	126895	11/21/19	10007582	CPS ENERGY	19905199999080	62590000	OCT-NOV	0.00	403.12
11010000	126895	11/21/19	10007582	CPS ENERGY	19905199999080	62590000	OCT-NOV	0.00	512.84
11010000	126895	11/21/19	10007582	CPS ENERGY	19905199999080	62590000	OCT-NOV	0.00	540.72
11010000	126895	11/21/19	10007582	CPS ENERGY	19905199999080	62590000	OCT-NOV	0.00	605.72
11010000	126895	11/21/19	10007582	CPS ENERGY	19905199999080	62590000	OCT-NOV	0.00	722.78
11010000	126895	11/21/19	10007582	CPS ENERGY	19905199999080	62590000	OCT-NOV	0.00	752.79
11010000	126895	11/21/19	10007582	CPS ENERGY	19905199999080	62590000	OCT-NOV	0.00	771.38
11010000	126895	11/21/19	10007582	CPS ENERGY	19905199999080	62590000	OCT-NOV	0.00	873.52
11010000	126895	11/21/19	10007582	CPS ENERGY	19905199999080	62590000	OCT-NOV	0.00	899.31
11010000	126895	11/21/19	10007582	CPS ENERGY	19905199999080	62590000	OCT-NOV	0.00	996.28
11010000	126895	11/21/19	10007582	CPS ENERGY	19905199999080	62590000	OCT-NOV	0.00	1,210.69
11010000	126895	11/21/19	10007582	CPS ENERGY	19905199999080	62590000	OCT-NOV	0.00	1,806.97
11010000	126895	11/21/19	10007582	CPS ENERGY	19905199999080	62590000	OCT-NOV	0.00	1,842.70
11010000	126895	11/21/19	10007582	CPS ENERGY	19905199999080	62590000	OCT-NOV	0.00	2,308.31
11010000	126895	11/21/19	10007582	CPS ENERGY	19905199999080	62590000	OCT-NOV	0.00	2,791.42
11010000	126895	11/21/19	10007582	CPS ENERGY	19905199999080	62590000	OCT-NOV	0.00	5,794.58
11010000	126895	11/21/19	10007582	CPS ENERGY	19905199999080	62590000	OCT-NOV	0.00	6,255.94
11010000	126895	11/21/19	10007582	CPS ENERGY	19905199999080	62590000	OCT-NOV	0.00	7,042.10
11010000	126895	11/21/19	10007582	CPS ENERGY	19905199999080	62590000	OCT-NOV	0.00	8,293.18
11010000	126895	11/21/19	10007582	CPS ENERGY	19905199999080	62590000	OCT-NOV	0.00	10,052.75
11010000	126895	11/21/19	10007582	CPS ENERGY	19905199999080	62590000	OCT-NOV	0.00	14,850.49
TOTAL CHECK									71,491.24
11010000	126896	11/21/19	10011956	RAYMOND L CRISP JR	19900000100000	R5752A01	JUNCTION VS FREER	0.00	150.00
11010000	126896	11/21/19	10011956	RAYMOND L CRISP JR	19900000100000	R5752A01	3 RIVERS VS HARPER	0.00	150.00
TOTAL CHECK									300.00
11010000	126897	11/21/19	10011503	CSTS, LLC	19903604291100	62991001	BIB NUMBERS	0.00	15.42
11010000	126897	11/21/19	10011503	CSTS, LLC	19903604391100	62991001	BIB NUMBERS	0.00	15.41
11010000	126897	11/21/19	10011503	CSTS, LLC	19903604291100	62991001	PINS	0.00	10.00
11010000	126897	11/21/19	10011503	CSTS, LLC	19903604391100	62991001	PINS	0.00	10.00
11010000	126897	11/21/19	10011503	CSTS, LLC	19903600191100	62991001	BASIC FEE PER REGIS	0.00	493.50
11010000	126897	11/21/19	10011503	CSTS, LLC	19903600191100	62991001	PACKET PREPARATION	0.00	70.50
11010000	126897	11/21/19	10011503	CSTS, LLC	19903600191100	62991001	CLOCK	0.00	125.00
11010000	126897	11/21/19	10011503	CSTS, LLC	19903600191100	62991001	FINISH LINE	0.00	250.00
11010000	126897	11/21/19	10011503	CSTS, LLC	19903600191100	62991001	LOST CHIPS	0.00	9.00
11010000	126897	11/21/19	10011503	CSTS, LLC	19903600191100	62991001	BIB NUMBERS	0.00	49.42
11010000	126897	11/21/19	10011503	CSTS, LLC	19903600191100	62991001	PINS	0.00	20.00
11010000	126897	11/21/19	10011503	CSTS, LLC	19903604291100	62991001	BASIC FEE PER REGIS	0.00	205.63
11010000	126897	11/21/19	10011503	CSTS, LLC	19903604391100	62991001	BASIC FEE PER REGIS	0.00	205.62
11010000	126897	11/21/19	10011503	CSTS, LLC	19903604291100	62991001	PACKET PREPARATION	0.00	29.37
11010000	126897	11/21/19	10011503	CSTS, LLC	19903604391100	62991001	PACKET PREPARATION	0.00	29.38
11010000	126897	11/21/19	10011503	CSTS, LLC	19903604291100	62991001	CLOCK	0.00	62.50
11010000	126897	11/21/19	10011503	CSTS, LLC	19903604391100	62991001	CLOCK	0.00	62.50

SUNGARD PENTAMATION  
 DATE: 12/12/2019  
 TIME: 09:32:12

MEDINA VALLEY ISD  
 CHECK REGISTER - BY FUND

PAGE NUMBER: 26  
 ACCTPA21

SELECTION CRITERIA: transact.yr='20' and transact.period='3' and transact.fund like '%'  
 ACCOUNTING PERIOD: 4/20

FUND - 1990 - GENERAL FUND

CASH ACCT	CHECK NO	ISSUE DT	VENDOR	NAME	BUDGET NUMBER	ACCNT	----DESCRIPTION----	SALES TAX	AMOUNT
11010000	126897	11/21/19	10011503	CSTS, LLC	19903604291100	62991001	FINISH LINE	0.00	125.00
11010000	126897	11/21/19	10011503	CSTS, LLC	19903604391100	62991001	FINISH LINE	0.00	125.00
11010000	126897	11/21/19	10011503	CSTS, LLC	19903604291100	62991001	LOST CHIPS	0.00	16.50
11010000	126897	11/21/19	10011503	CSTS, LLC	19903604391100	62991001	LOST CHIPS	0.00	16.50
TOTAL CHECK									1,946.25
11010000	126899	11/21/19	10011373	HAYDAY, INC/CTWP	19901110311080	62690000	CASTROVILLE ELEMENT	0.00	1,254.37
11010000	126899	11/21/19	10011373	HAYDAY, INC/CTWP	19902310399080	62690000	CASTROVILLE ELEMENT	0.00	346.06
11010000	126899	11/21/19	10011373	HAYDAY, INC/CTWP	19901110411080	62690000	LA COSTE ELEMENTARY	0.00	738.25
11010000	126899	11/21/19	10011373	HAYDAY, INC/CTWP	19902310499080	62690000	LA COSTE ELEMENTARY	0.00	159.86
11010000	126899	11/21/19	10011373	HAYDAY, INC/CTWP	19901110611080	62690000	LUCKEY RANCH ELEMEN	0.00	1,407.55
11010000	126899	11/21/19	10011373	HAYDAY, INC/CTWP	19902310699080	62690000	LUCKEY RANCH ELEMEN	0.00	729.93
11010000	126899	11/21/19	10011373	HAYDAY, INC/CTWP	19901110511080	62690000	POTRANCO ELEMENTARY	0.00	1,390.06
11010000	126899	11/21/19	10011373	HAYDAY, INC/CTWP	19902310599080	62690000	POTRANCO ELEMENTARY	0.00	199.09
11010000	126899	11/21/19	10011373	HAYDAY, INC/CTWP	19901104311080	62690000	LOMA ALTA MIDDLE SC	0.00	2,123.28
11010000	126899	11/21/19	10011373	HAYDAY, INC/CTWP	19903104399080	62690000	LOMA ALTA MIDDLE SC	0.00	75.83
11010000	126899	11/21/19	10011373	HAYDAY, INC/CTWP	19902304399080	62690000	LOMA ALTA MIDDLE SC	0.00	30.38
11010000	126899	11/21/19	10011373	HAYDAY, INC/CTWP	19901104211080	62690000	MV MIDDLE SCHOOL -	0.00	1,329.42
11010000	126899	11/21/19	10011373	HAYDAY, INC/CTWP	19902304299080	62690000	MV MIDDLE SCHOOL -	0.00	520.48
11010000	126899	11/21/19	10011373	HAYDAY, INC/CTWP	19901100122080	62690000	HIGH SCHOOL - VOCAT	0.00	82.56
11010000	126899	11/21/19	10011373	HAYDAY, INC/CTWP	19903100199080	62690000	HIGH SCHOOL - COUNS	0.00	48.38
11010000	126899	11/21/19	10011373	HAYDAY, INC/CTWP	19901100111080	62690000	HIGH SCHOOL - 100,	0.00	4,568.51
11010000	126899	11/21/19	10011373	HAYDAY, INC/CTWP	19902300199080	62690000	HIGH SCHOOL - MAIN	0.00	253.61
11010000	126899	11/21/19	10011373	HAYDAY, INC/CTWP	19904175099080	62690000	CENTRAL OFFICE - CO	0.00	104.55
11010000	126899	11/21/19	10011373	HAYDAY, INC/CTWP	19902199999080	62690000	HIGHER LEARNING CEN	0.00	165.82
11010000	126899	11/21/19	10011373	HAYDAY, INC/CTWP	19905199999080	62690000	FACILITIES DEPT.	0.00	32.26
11010000	126899	11/21/19	10011373	HAYDAY, INC/CTWP	19903499999080	62690000	TRANSPORTATION DEPT	0.00	77.45
11010000	126899	11/21/19	10011373	HAYDAY, INC/CTWP	19905399999080	62690000	HIGHER LEARNING CEN	0.00	59.16
11010000	126899	11/21/19	10011373	HAYDAY, INC/CTWP	19903199923080	62690000	CENTRAL OFFICE ANNE	0.00	47.73
11010000	126899	11/21/19	10011373	HAYDAY, INC/CTWP	19903600191080	62691001	HIGH SCHOOL - ATHLE	0.00	144.56
TOTAL CHECK									15,889.15
11010000	126900	11/21/19	10009223	DARLEEN T ALONZO	19900000100000	R5752A01	JUNCTION VS FREER	0.00	75.00
11010000	126900	11/21/19	10009223	DARLEEN T ALONZO	19900000100000	R5752A01	3 RIVERS VS HARPER	0.00	75.00
TOTAL CHECK									150.00
11010000	126901	11/21/19	10011950	DAWN M. RINN	19900000100000	R5752A01	JUNCTION VS FREER	0.00	95.00
11010000	126902	11/21/19	10008036	DEESA MARIE GRIGGS	19900000100000	R5752A01	JUNCTION VS FREER	0.00	125.00
11010000	126902	11/21/19	10008036	DEESA MARIE GRIGGS	19900000100000	R5752A01	JUNCTION VS FREER	0.00	75.00
11010000	126902	11/21/19	10008036	DEESA MARIE GRIGGS	19900000100000	R5752A01	3 RIVERS VS HARPER	0.00	125.00
11010000	126902	11/21/19	10008036	DEESA MARIE GRIGGS	19900000100000	R5752A01	3 RIVERS VS HARPER	0.00	75.00
TOTAL CHECK									400.00
11010000	126903	11/21/19	10001832	DEMCO INC.	19901204299000	63990000	STICK TOGETHER WINT	0.00	28.49
11010000	126903	11/21/19	10001832	DEMCO INC.	19901204299000	63990000	SUPERFOLD 10"H 21"	0.00	30.22
11010000	126903	11/21/19	10001832	DEMCO INC.	19901204299000	63990000	PREMIUM-QUALITY ADJ	0.00	13.68
11010000	126903	11/21/19	10001832	DEMCO INC.	19901204299000	63990000	LIQUID PLASTIC ADHE	0.00	10.04
11010000	126903	11/21/19	10001832	DEMCO INC.	19901204299000	63990000	STICKTOGETHER HOT A	0.00	28.50
11010000	126903	11/21/19	10001832	DEMCO INC.	19901204299000	63990000	KINDNESS BOOKMARKS	0.00	8.55
11010000	126903	11/21/19	10001832	DEMCO INC.	19901204299000	63990000	KINDNESS BOOKMARKS	0.00	8.55
11010000	126903	11/21/19	10001832	DEMCO INC.	19901204299000	63990000	CARS BOOKMARKS 2" X	0.00	8.55

SUNGARD PENTAMATION  
 DATE: 12/12/2019  
 TIME: 09:32:12

MEDINA VALLEY ISD  
 CHECK REGISTER - BY FUND

PAGE NUMBER: 27  
 ACCTPA21

SELECTION CRITERIA: transact.yr='20' and transact.period='3' and transact.fund like '%'  
 ACCOUNTING PERIOD: 4/20

FUND - 1990 - GENERAL FUND

CASH ACCT	CHECK NO	ISSUE DT	VENDOR	NAME	BUDGET NUMBER	ACCNT	----DESCRIPTION----	SALES TAX	AMOUNT
11010000	126903	11/21/19	10001832	DEMCO INC.	19901204299000	63990000	DOG BREEDS BOOKMARK	0.00	8.55
TOTAL CHECK									145.13
11010000	126904	11/21/19	10011917	DOMINO'S PIZZA	19903600199010	64120100	1 LARGE PEPPERONI	0.00	11.49
11010000	126904	11/21/19	10011917	DOMINO'S PIZZA	19903600199010	64120100	DELIVERY CHARGE	0.00	3.00
TOTAL CHECK									14.49
11010000	126906	11/21/19	10002183	DOUBLETREE AUSTIN	19904170199080	64110000	OPEN GOVT. CONF 12/	0.00	621.60
11010000	126906	11/21/19	10002183	DOUBLETREE AUSTIN	19904170199080	64110000	OVER NIGHT PARKING	0.00	40.00
TOTAL CHECK									661.60
11010000	126907	11/21/19	10011955	DOUGLAS BAILEY MILN	19900000100000	R5752A01	3 RIVERS VS HARPER	0.00	150.00
11010000	126908	11/21/19	10003830	EASTBAY INC.	19903600191100	63991031	JORDAN STATEMENT PO	0.00	90.00
11010000	126908	11/21/19	10003830	EASTBAY INC.	19903600191100	62991032	GIRLS BASKETBALL- J	0.00	600.10
11010000	126908	11/21/19	10003830	EASTBAY INC.	19903600191100	62991032	NIKE HOOPS ELITE PR	0.00	1,077.80
11010000	126908	11/21/19	10003830	EASTBAY INC.	19903600191100	62991032	AUGUSTA ATTAIN WICK	0.00	116.40
11010000	126908	11/21/19	10003830	EASTBAY INC.	19903600191100	62991032	AUGUSTA L/S ATTAIN	0.00	29.10
11010000	126908	11/21/19	10003830	EASTBAY INC.	19903600191100	62991032	SHIPPING AND HANDLI	0.00	100.00
TOTAL CHECK									2,013.40
11010000	126910	11/21/19	10001843	EDUCATION SERVICE C	19901104222060	63950000	IMPERO - EDUCATION	0.00	600.00
11010000	126910	11/21/19	10001843	EDUCATION SERVICE C	19903499999120	62390000	CERTIFICATION CLASS	0.00	660.00
11010000	126910	11/21/19	10001843	EDUCATION SERVICE C	19903499999120	62390000	CERTIFICATION CLASS	0.00	110.00
11010000	126910	11/21/19	10001843	EDUCATION SERVICE C	19901300123000	62390000	TRANSITION--LEAVING	0.00	100.00
11010000	126910	11/21/19	10001843	EDUCATION SERVICE C	19903199923040	62390000	REGISTRATION FEE FO	0.00	100.00
11010000	126910	11/21/19	10001843	EDUCATION SERVICE C	19901100124020	62390000	TCMPC TEKS RESOURCE	0.00	8,322.00
11010000	126910	11/21/19	10001843	EDUCATION SERVICE C	19901104224020	62390000	TCMPC TEKS RESOURCE	0.00	3,446.00
11010000	126910	11/21/19	10001843	EDUCATION SERVICE C	19901104324020	62390000	TCMPC TEKS RESOURCE	0.00	3,874.00
11010000	126910	11/21/19	10001843	EDUCATION SERVICE C	19903199923040	62390000	REGISTRATION FEE FO	0.00	35.00
11010000	126910	11/21/19	10001843	EDUCATION SERVICE C	19901304211000	62390000	SESSION ID 57347 AC	0.00	175.00
11010000	126910	11/21/19	10001843	EDUCATION SERVICE C	19901300199000	62390000	DESIGNING DOABLE LE	0.00	100.00
11010000	126910	11/21/19	10001843	EDUCATION SERVICE C	19903199999020	62390000	COUNSELOR COOPERATI	0.00	2,500.00
11010000	126910	11/21/19	10001843	EDUCATION SERVICE C	19901199923040	62390000	ANNUAL FEE FOR RELA	0.00	100.00
11010000	126910	11/21/19	10001843	EDUCATION SERVICE C	19903399999020	62390000	SCHOOL HEALTH AND S	0.00	1,500.00
11010000	126910	11/21/19	10001843	EDUCATION SERVICE C	19901399921020	62390000	GIFTED & TALENTED C	0.00	5,950.00
11010000	126910	11/21/19	10001843	EDUCATION SERVICE C	19901399925020	62390000	BILINGUAL AND ESL	0.00	3,255.00
11010000	126910	11/21/19	10001843	EDUCATION SERVICE C	19901199911020	62390000	EDUCATIONAL RESOURC	0.00	13,325.20
11010000	126910	11/21/19	10001843	EDUCATION SERVICE C	19901199911020	62390000	EDUPHORIA SCHOOL OB	0.00	15,850.00
11010000	126910	11/21/19	10001843	EDUCATION SERVICE C	19901199911020	62390000	ACCESS TO DISCOVERY	0.00	6,900.00
11010000	126910	11/21/19	10001843	EDUCATION SERVICE C	19901199911020	62390000	ACCESS TO DISCOVERY	0.00	1,475.00
11010000	126910	11/21/19	10001843	EDUCATION SERVICE C	19901199911020	62390000	ESC, 20 CONTRACT FO	0.00	4,206.25
11010000	126910	11/21/19	10001843	EDUCATION SERVICE C	19901199911020	62390000	DIGITAL KNOWLEDGE C	0.00	7,580.00
11010000	126910	11/21/19	10001843	EDUCATION SERVICE C	19901199911020	62390000	DIGITAL KNOWLEDGE C	0.00	2,620.00
11010000	126910	11/21/19	10001843	EDUCATION SERVICE C	19903499999120	62390000	PHYSICALS FOR COACH	0.00	140.00
TOTAL CHECK									82,923.45
11010000	126912	11/21/19	10000029	EICHELBAUM WARDELL	19902199999020	64110000	TITLE IX ADMINISTRA	0.00	150.00
11010000	126913	11/21/19	10011953	EMILY L. ROLDAN	19900000100000	R5752A01	3 RIVERS VS HARPER	0.00	259.80
11010000	126914	11/21/19	10002228	ERIC ARMIN INC	19901110311000	63990000	JEF-504929 - PURPLE	0.00	31.95

SUNGARD PENTAMATION  
 DATE: 12/12/2019  
 TIME: 09:32:12

MEDINA VALLEY ISD  
 CHECK REGISTER - BY FUND

PAGE NUMBER: 28  
 ACCTPA21

SELECTION CRITERIA: transact.yr='20' and transact.period='3' and transact.fund like '%'  
 ACCOUNTING PERIOD: 4/20

FUND - 1990 - GENERAL FUND

CASH ACCT	CHECK NO	ISSUE DT	VENDOR	NAME	BUDGET NUMBER	ACCNT	----DESCRIPTION----	SALES TAX	AMOUNT
11010000	126914	11/21/19	10002228	ERIC ARMIN INC	19901110311000	63990000	JEF504919 - PENCIL	0.00	4.67
11010000	126914	11/21/19	10002228	ERIC ARMIN INC	19901110311000	63990000	506472 -QUIETSHAPE	0.00	3.48
11010000	126914	11/21/19	10002228	ERIC ARMIN INC	19901110311000	63990000	SHIPPING	0.00	7.00
TOTAL CHECK									47.10
11010000	126915	11/21/19	10009334	EWING IRRIGATION PR	19905199999110	63190000	OPEN PO - SPRINKLER	0.00	495.34
11010000	126915	11/21/19	10009334	EWING IRRIGATION PR	19903699991110	63191001	RYE GRASS: 53000117	0.00	7,774.00
11010000	126915	11/21/19	10009334	EWING IRRIGATION PR	19903699991110	63191001	FERTILIZER: 5108810	0.00	1,832.04
TOTAL CHECK									10,101.38
11010000	126916	11/21/19	10011450	FAMILY PARTS COMPAN	19905199999110	63190000	OPEN PO - AUTOMOTIV	0.00	38.77
11010000	126916	11/21/19	10011450	FAMILY PARTS COMPAN	19905199999110	63190000	OPEN PO - AUTOMOTIV	0.00	16.61
11010000	126916	11/21/19	10011450	FAMILY PARTS COMPAN	19905199999110	63190000	OPEN PO - AUTOMOTIV	0.00	458.24
11010000	126916	11/21/19	10011450	FAMILY PARTS COMPAN	19905199999110	63190000	OPEN PO - AUTOMOTIV	0.00	3.56
11010000	126916	11/21/19	10011450	FAMILY PARTS COMPAN	19905199999110	63190000	OPEN PO - AUTOMOTIV	0.00	-94.33
11010000	126916	11/21/19	10011450	FAMILY PARTS COMPAN	19905199999110	63190000	OPEN PO - AUTOMOTIV	0.00	52.00
11010000	126916	11/21/19	10011450	FAMILY PARTS COMPAN	19905199999110	63190000	OPEN PO - AUTOMOTIV	0.00	42.94
11010000	126916	11/21/19	10011450	FAMILY PARTS COMPAN	19905199999110	63190000	OPEN PO - AUTOMOTIV	0.00	6.86
11010000	126916	11/21/19	10011450	FAMILY PARTS COMPAN	19905199999110	63190000	OPEN PO - AUTOMOTIV	0.00	35.40
11010000	126916	11/21/19	10011450	FAMILY PARTS COMPAN	19905199999110	63190000	OPEN PO - AUTOMOTIV	0.00	32.49
11010000	126916	11/21/19	10011450	FAMILY PARTS COMPAN	19905199999110	63190000	OPEN PO - AUTOMOTIV	0.00	85.42
TOTAL CHECK									677.96
11010000	126917	11/21/19	10011902	FARMTEK	19901100122060	63990600	HELIOSPECTRA E60 GR	0.00	949.00
11010000	126917	11/21/19	10011902	FARMTEK	19901100122060	63990600	SHIPPING/HANDLING	0.00	16.95
TOTAL CHECK									965.95
11010000	126918	11/21/19	10000448	FOLLETT SCHOOL SOLU	19901110411000	63990000	POLY THERMAL BLACK &	0.00	180.00
11010000	126918	11/21/19	10000448	FOLLETT SCHOOL SOLU	19901110411000	63990000	SHIPPING FEE	0.00	14.92
TOTAL CHECK									194.92
11010000	126919	11/21/19	10001468	FRANKLIN COVEY ORGA	19902310499000	64110000	REGISTRATION FOR RU	0.00	359.00
11010000	126919	11/21/19	10001468	FRANKLIN COVEY ORGA	19903110499000	64110000	REGISTRATION FOR RU	0.00	359.00
TOTAL CHECK									718.00
11010000	126920	11/21/19	10000005	FROG PUBLICATIONS	19901110311000	63990000	FUN-IN-A-BUCKET, MA	0.00	479.85
11010000	126920	11/21/19	10000005	FROG PUBLICATIONS	19901110311000	63990000	FUN-IN-A-BUCKET, MA	0.00	159.95
11010000	126920	11/21/19	10000005	FROG PUBLICATIONS	19901110311000	63990000	SHIPPING AT 10%	0.00	63.98
TOTAL CHECK									703.78
11010000	126921	11/21/19	10011947	ALLEN MICHAEL GARTM	19903499999120	64990000	CDL REIMBURSEMENTS	0.00	25.00
11010000	126922	11/21/19	10010337	CINDY DIANE GATES	19901100122060	64110606	OPEN PO -- MILEAGE	0.00	32.54
11010000	126922	11/21/19	10010337	CINDY DIANE GATES	19901100122060	64110606	OPEN PO -- MILEAGE	0.00	17.98
11010000	126922	11/21/19	10010337	CINDY DIANE GATES	19901100122060	64110606	OPEN PO -- MILEAGE	0.00	45.99
11010000	126922	11/21/19	10010337	CINDY DIANE GATES	19901100122060	64110606	OPEN PO -- MILEAGE	0.00	37.12
11010000	126922	11/21/19	10010337	CINDY DIANE GATES	19901100122060	64110606	OPEN PO -- MILEAGE	0.00	42.69
11010000	126922	11/21/19	10010337	CINDY DIANE GATES	19901100122060	64110606	OPEN PO -- MILEAGE	0.00	21.98
11010000	126922	11/21/19	10010337	CINDY DIANE GATES	19901100122060	64110606	OPEN PO -- MILEAGE	0.00	32.02
11010000	126922	11/21/19	10010337	CINDY DIANE GATES	19901100122060	64110606	OPEN PO -- MILEAGE	0.00	28.36
11010000	126922	11/21/19	10010337	CINDY DIANE GATES	19901100122060	64110606	OPEN PO -- MILEAGE	0.00	24.19
11010000	126922	11/21/19	10010337	CINDY DIANE GATES	19901100122060	64110606	OPEN PO -- MILEAGE	0.00	40.25

SUNGARD PENTAMATION  
 DATE: 12/12/2019  
 TIME: 09:32:12

MEDINA VALLEY ISD  
 CHECK REGISTER - BY FUND

PAGE NUMBER: 29  
 ACCTPA21

SELECTION CRITERIA: transact.yr='20' and transact.period='3' and transact.fund like '%'  
 ACCOUNTING PERIOD: 4/20

FUND - 1990 - GENERAL FUND

CASH ACCT	CHECK NO	ISSUE DT	VENDOR	NAME	BUDGET NUMBER	ACCNT	----DESCRIPTION----	SALES TAX	AMOUNT
TOTAL CHECK								0.00	323.12
11010000	126923	11/21/19	10010854	GATEWAY PRINTING &	19901100122060	63990603	MANILA FOLDERS 1--/	0.00	30.96
11010000	126923	11/21/19	10010854	GATEWAY PRINTING &	19901100122060	63990603	HANDING FILE FOLDER	0.00	18.57
11010000	126923	11/21/19	10010854	GATEWAY PRINTING &	19902300199000	63990000	MANILA FOLDERS, LET	0.00	41.52
11010000	126923	11/21/19	10010854	GATEWAY PRINTING &	19902300199000	63990000	HP 05A BLACK INK 2-	0.00	136.77
11010000	126923	11/21/19	10010854	GATEWAY PRINTING &	19902300199000	63990000	FLAT BOX FACIAL TIS	0.00	20.32
11010000	126923	11/21/19	10010854	GATEWAY PRINTING &	19902300199000	63990000	WIRE STEP FILE ORGA	0.00	24.98
11010000	126923	11/21/19	10010854	GATEWAY PRINTING &	19902300199000	63990000	RSVP STICK BALLPOIN	0.00	8.92
11010000	126923	11/21/19	10010854	GATEWAY PRINTING &	19902300199000	63990000	HP 36A BLACK INK 2-	0.00	119.97
11010000	126923	11/21/19	10010854	GATEWAY PRINTING &	19902300199000	63990000	HP 972X CYAN INK CA	0.00	112.19
11010000	126923	11/21/19	10010854	GATEWAY PRINTING &	19902300199000	63990000	HP 972X MAGENTA INK	0.00	112.19
11010000	126923	11/21/19	10010854	GATEWAY PRINTING &	19901100111000	63990000	NO. 2 PENCILS, 72/B	0.00	18.48
11010000	126923	11/21/19	10010854	GATEWAY PRINTING &	19901100111000	63990000	10" X 13" CLASP ENV	0.00	19.40
11010000	126923	11/21/19	10010854	GATEWAY PRINTING &	19901104311000	63990001	#EP11670LMR SCHOOL	0.00	157.88
11010000	126923	11/21/19	10010854	GATEWAY PRINTING &	19901104311000	63990001	#EP1799LMR POWERHOU	0.00	139.08
11010000	126923	11/21/19	10010854	GATEWAY PRINTING &	19901104311000	63990001	PFX75213 MANILA FOL	0.00	189.52
11010000	126923	11/21/19	10010854	GATEWAY PRINTING &	19901100111000	63990001	BOSTITCH STAPLES, 5	0.00	6.10
11010000	126923	11/21/19	10010854	GATEWAY PRINTING &	19901100111000	63990001	PACKING TAPE W/DISP	0.00	10.49
11010000	126923	11/21/19	10010854	GATEWAY PRINTING &	19901100111000	63990001	SCOTCK TAPE, 24/PK	0.00	40.67
11010000	126923	11/21/19	10010854	GATEWAY PRINTING &	19901100111000	63990001	GLUE STICKS, 30/BOX	0.00	56.40
11010000	126923	11/21/19	10010854	GATEWAY PRINTING &	19901100111000	63990001	MANILA FOLDERS, 100	0.00	30.96
11010000	126923	11/21/19	10010854	GATEWAY PRINTING &	19901100111000	63990001	GREEN HIGHLIGHTERS,	0.00	10.92
11010000	126923	11/21/19	10010854	GATEWAY PRINTING &	19901100111000	63990001	ORANGE HIGHLIGHTERS	0.00	10.92
11010000	126923	11/21/19	10010854	GATEWAY PRINTING &	19901100111000	63990001	PINK HIGHLIGHTERS,	0.00	10.14
11010000	126923	11/21/19	10010854	GATEWAY PRINTING &	19901100111000	63990001	YELLOW HIGHLIGHTERS	0.00	7.65
11010000	126923	11/21/19	10010854	GATEWAY PRINTING &	19901100111000	63990001	8" SCISSORS, BLACK	0.00	31.46
11010000	126923	11/21/19	10010854	GATEWAY PRINTING &	19901100111000	63990001	DRY ERASE MARKERS,	0.00	54.45
11010000	126923	11/21/19	10010854	GATEWAY PRINTING &	19901100111000	63990001	CORRECTION TAPE, 6/	0.00	12.78
TOTAL CHECK								0.00	1,433.69
11010000	126925	11/21/19	10006464	H.E.B. GROCERY COMP	19902304299000	63990000	OPEN PO TO HEB	0.00	54.18
11010000	126926	11/21/19	10001871	HABY'S ALSATIAN BAK	19905199999110	64990000	OPEN PO - PASTRIES	0.00	22.20
11010000	126926	11/21/19	10001871	HABY'S ALSATIAN BAK	19905199999110	64990000	OPEN PO - PASTRIES	0.00	15.10
11010000	126926	11/21/19	10001871	HABY'S ALSATIAN BAK	19901399999020	64990000	OPEN PO FOR CATERIN	0.00	63.45
11010000	126926	11/21/19	10001871	HABY'S ALSATIAN BAK	19903499999120	64990000	DONUTS FOR MEETINGS	0.00	15.10
TOTAL CHECK								0.00	115.85
11010000	126927	11/21/19	10003766	HAMPTON INN	19903600122060	64110600	2 ROOMS FOR 2 NIGHT	0.00	121.00
11010000	126927	11/21/19	10003766	HAMPTON INN	19903600122060	64110600	7 % CITY TAX	0.00	8.47
TOTAL CHECK								0.00	129.47
11010000	126929	11/21/19	10000155	HEAVY DUTY BUS PART	19903499999120	63190000	BUS PARTS AND SUPPL	0.00	254.50
11010000	126929	11/21/19	10000155	HEAVY DUTY BUS PART	19903499999120	63190000	BUS PARTS AND SUPPL	0.00	399.87
TOTAL CHECK								0.00	654.37
11010000	126930	11/21/19	10000565	HEINEMANN-GREENWOOD	19901110611000	63990000	BENCHMARK ASSESMEN	0.00	1,700.00
11010000	126930	11/21/19	10000565	HEINEMANN-GREENWOOD	19901110623000	63990000	BENCHMARK ASSESMEN	0.00	425.00
11010000	126930	11/21/19	10000565	HEINEMANN-GREENWOOD	19901110611000	63990000	SHIPPING AND HANDLI	0.00	191.25
TOTAL CHECK								0.00	2,316.25

SUNGARD PENTAMATION  
 DATE: 12/12/2019  
 TIME: 09:32:12

MEDINA VALLEY ISD  
 CHECK REGISTER - BY FUND

PAGE NUMBER: 30  
 ACCTPA21

SELECTION CRITERIA: transact.yr='20' and transact.period='3' and transact.fund like '%'  
 ACCOUNTING PERIOD: 4/20

FUND - 1990 - GENERAL FUND

CASH ACCT	CHECK NO	ISSUE DT	VENDOR	NAME	BUDGET NUMBER	ACCNT	----DESCRIPTION----	SALES TAX	AMOUNT	
11010000	126932	11/21/19	10004810	HILTON ARLINGTON	19901310311000	64110000	LODGING FOR BRIDGET	0.00	120.00	
11010000	126932	11/21/19	10004810	HILTON ARLINGTON	19901310311000	64110000	CITY TAX @ 9%	0.00	10.80	
11010000	126932	11/21/19	10004810	HILTON ARLINGTON	19901310311000	64110000	MANDATORY CHARGE @	0.00	3.35	
TOTAL CHECK									0.00	134.15
11010000	126933	11/21/19	10004810	HILTON ARLINGTON	19901310511000	64110000	LODGING ON DECEMBER	0.00	134.15	
11010000	126933	11/21/19	10004810	HILTON ARLINGTON	19901310611000	64110000	LODGING FOR TAPHERD	0.00	134.15	
TOTAL CHECK									0.00	268.30
11010000	126934	11/21/19	10004810	HILTON ARLINGTON	19901310411000	64110000	1 NIGHT - 2 DOUBLE	0.00	120.00	
11010000	126934	11/21/19	10004810	HILTON ARLINGTON	19901310411000	64110000	CITY TAX	0.00	10.80	
11010000	126934	11/21/19	10004810	HILTON ARLINGTON	19901310411000	64110000	ARLINGTON TOURISM F	0.00	2.40	
11010000	126934	11/21/19	10004810	HILTON ARLINGTON	19901310411000	64110000	ENTERTAINMENT DISTR	0.00	0.95	
TOTAL CHECK									0.00	134.15
11010000	126935	11/21/19	10000249	HOME DEPOT CREDIT S	19905199999110	63190000	OPEN PO - BUILDING	0.00	327.54	
11010000	126935	11/21/19	10000249	HOME DEPOT CREDIT S	19905199999110	63190000	OPEN PO - BUILDING	0.00	191.15	
11010000	126935	11/21/19	10000249	HOME DEPOT CREDIT S	19905199999110	63190000	OPEN PO - BUILDING	0.00	82.96	
11010000	126935	11/21/19	10000249	HOME DEPOT CREDIT S	19905100122060	63190000	MISC. MATERIALS FOR	0.00	1,639.46	
11010000	126935	11/21/19	10000249	HOME DEPOT CREDIT S	19905199999110	63190000	OPEN PO - BUILDING	0.00	80.50	
11010000	126935	11/21/19	10000249	HOME DEPOT CREDIT S	19905199999110	63190000	OPEN PO - BUILDING	0.00	56.47	
TOTAL CHECK									0.00	2,378.08
11010000	126936	11/21/19	10011948	HYATT PLACE	19903600191100	64111001	LODGING FOR NOVEMBE	0.00	149.00	
11010000	126936	11/21/19	10011948	HYATT PLACE	19903600191100	64111001	LOCAL TAX OF 7%	0.00	10.43	
TOTAL CHECK									0.00	159.43
11010000	126938	11/21/19	10011587	INDUSTRIAL COMMUNIC	19903499999120	63990000	PARTS AND SUPPLIES	0.00	432.90	
11010000	126939	11/21/19	10004450	INGRAM ISD	19903600191100	64991001	HS ENTRY FEES FOR T	0.00	350.00	
11010000	126940	11/21/19	10001892	INSCO DISTRIBUTING	19905199999110	63190000	OPEN PO - HVAC SUPP	0.00	109.41	
11010000	126940	11/21/19	10001892	INSCO DISTRIBUTING	19905199999110	63190000	OPEN PO - HVAC SUPP	0.00	186.12	
11010000	126940	11/21/19	10001892	INSCO DISTRIBUTING	19905199999110	63190000	OPEN PO - HVAC SUPP	0.00	603.54	
11010000	126940	11/21/19	10001892	INSCO DISTRIBUTING	19905199999110	63190000	OPEN PO - HVAC SUPP	0.00	250.00	
11010000	126940	11/21/19	10001892	INSCO DISTRIBUTING	19905199999110	63190000	OPEN PO - HVAC SUPP	0.00	137.09	
TOTAL CHECK									0.00	1,286.16
11010000	126941	11/21/19	10002635	INTECH SOUTHWEST SE	19901199923040	63950000	HP PROBOOK 440 G6	0.00	1,448.00	
11010000	126941	11/21/19	10002635	INTECH SOUTHWEST SE	19902199923040	63950000	HP PROBOOK 440 G6	0.00	2,172.00	
11010000	126941	11/21/19	10002635	INTECH SOUTHWEST SE	19901199923040	63950000	ELECTRONIC HP CARE	0.00	112.00	
11010000	126941	11/21/19	10002635	INTECH SOUTHWEST SE	19902199923040	63950000	ELECTRONIC HP CARE	0.00	168.00	
11010000	126941	11/21/19	10002635	INTECH SOUTHWEST SE	19902199923040	63950000	HP THUNDERBOLT DOCK	0.00	175.00	
11010000	126941	11/21/19	10002635	INTECH SOUTHWEST SE	19902199923040	63950000	HP VH27 LED MONITOR	0.00	328.00	
11010000	126941	11/21/19	10002635	INTECH SOUTHWEST SE	19901199923040	63950000	3NU57UT#ABA : HP CH	0.00	370.00	
11010000	126941	11/21/19	10002635	INTECH SOUTHWEST SE	19902199923040	63950000	3NU57UT#ABA : HP CH	0.00	185.00	
11010000	126941	11/21/19	10002635	INTECH SOUTHWEST SE	19903199923040	63950000	3NU57UT#ABA : HP CH	0.00	370.00	
11010000	126941	11/21/19	10002635	INTECH SOUTHWEST SE	19901199923040	63950000	CROSSWDISEDU: GOO	0.00	49.00	
11010000	126941	11/21/19	10002635	INTECH SOUTHWEST SE	19902199923040	63950000	CROSSWDISEDU: GOO	0.00	24.50	
11010000	126941	11/21/19	10002635	INTECH SOUTHWEST SE	19903199923040	63950000	CROSSWDISEDU: GOO	0.00	49.00	
11010000	126941	11/21/19	10002635	INTECH SOUTHWEST SE	19901199923040	63950000	CP-7841-K9 CISCO I	0.00	184.00	
11010000	126941	11/21/19	10002635	INTECH SOUTHWEST SE	19903199923040	63950000	CP-7841-K9 CISCO I	0.00	184.00	

SUNGARD PENTAMATION  
 DATE: 12/12/2019  
 TIME: 09:32:12

MEDINA VALLEY ISD  
 CHECK REGISTER - BY FUND

PAGE NUMBER: 31  
 ACCTPA21

SELECTION CRITERIA: transact.yr='20' and transact.period='3' and transact.fund like '%'  
 ACCOUNTING PERIOD: 4/20

FUND - 1990 - GENERAL FUND

CASH ACCT	CHECK NO	ISSUE DT	VENDOR	NAME	BUDGET NUMBER	ACCNT	----DESCRIPTION----	SALES TAX	AMOUNT
11010000	126941	11/21/19	10002635	INTECH SOUTHWEST SE	19901110511000	63950000	ELMO MX-1 VISUAL PR	0.00	1,780.75
11010000	126941	11/21/19	10002635	INTECH SOUTHWEST SE	19903300199133	63950000	LAPTOP FOR HEALTH C	0.00	665.00
11010000	126941	11/21/19	10002635	INTECH SOUTHWEST SE	19901104211000	63950000	HP CHROMEBOOK	0.00	2,292.00
11010000	126941	11/21/19	10002635	INTECH SOUTHWEST SE	19901104211000	63950000	GOOGLE CHROME OS MA	0.00	291.00
11010000	126941	11/21/19	10002635	INTECH SOUTHWEST SE	19901104211070	63950000	HP CHROMEBOOK 11 G7	0.00	2,292.00
11010000	126941	11/21/19	10002635	INTECH SOUTHWEST SE	19901104211070	63950000	GOOGLE CHROME OS MA	0.00	291.00
TOTAL CHECK									13,430.25
11010000	126943	11/21/19	10005481	J.W. PEPPER AND SON	19901104311010	63990100	MUSIC FOR SCHOOL YE	0.00	69.00
11010000	126943	11/21/19	10005481	J.W. PEPPER AND SON	19901100111010	63990101	MUSIC AND CURRICULM	0.00	42.75
11010000	126943	11/21/19	10005481	J.W. PEPPER AND SON	19901100111010	63990101	MUSIC AND CURRICULM	0.00	11.25
11010000	126943	11/21/19	10005481	J.W. PEPPER AND SON	19901100111010	63990101	MUSIC AND CURRICULM	0.00	47.25
11010000	126943	11/21/19	10005481	J.W. PEPPER AND SON	19901100111010	63990101	MUSIC AND CURRICULM	0.00	33.00
TOTAL CHECK									203.25
11010000	126944	11/21/19	10005803	JESSICA CROSBY STEI	19900000100000	R5752A01	JUNCTION VS FREER	0.00	75.00
11010000	126944	11/21/19	10005803	JESSICA CROSBY STEI	19900000100000	R5752A01	3 RIVERS VS HARPER	0.00	75.00
TOTAL CHECK									150.00
11010000	126945	11/21/19	10000169	JT ADVERTISING & GR	19904175099080	62990000	300 CHRISTMAS CARDS	0.00	285.00
11010000	126945	11/21/19	10000169	JT ADVERTISING & GR	19904175099080	62990000	SET UP FEE	0.00	30.00
TOTAL CHECK									315.00
11010000	126946	11/21/19	10010571	STEFANIE MARIE KELL	19902199923040	64110000	504 CON-MILES/MEALS	0.00	207.53
11010000	126948	11/21/19	10007283	LACKLAND MILITARY C	19901100111050	63990503	ROTC: OPEN PO NOT	0.00	49.10
11010000	126949	11/21/19	10011071	YOLANDA LASCANO	19900000100000	R5752A01	3 RIVERS VS HARPER	0.00	75.00
11010000	126949	11/21/19	10011071	YOLANDA LASCANO	19900000100000	R5752A01	JUNCTION VS FREER	0.00	75.00
TOTAL CHECK									150.00
11010000	126950	11/21/19	10006393	LAWRENCE A. ZAPATA	19900000100000	R5752A01	JUNCTION VS FREER	0.00	95.00
11010000	126951	11/21/19	10000343	LEARNING ZONE	19901110311000	63990000	KOP18928 -1" FOAM S	0.00	39.24
11010000	126952	11/21/19	10010775	LISA R NEWTON	19900000100000	R5752A01	3 RIVERS VS HARPER	0.00	100.00
11010000	126952	11/21/19	10010775	LISA R NEWTON	19900000100000	R5752A01	JUNCTION VS FREER	0.00	100.00
TOTAL CHECK									200.00
11010000	126953	11/21/19	10011957	MARCHING AUXILIARIE	19903600199050	64120501	TEAM ROUTINES: CONT	0.00	756.00
11010000	126953	11/21/19	10011957	MARCHING AUXILIARIE	19903600199050	64120501	OFFICER ROUTINES: C	0.00	450.00
TOTAL CHECK									1,206.00
11010000	126954	11/21/19	10006722	MARCOS A. AGUILAR	19900000100000	R5752A01	3 RIVERS VS HARPER	0.00	75.00
11010000	126954	11/21/19	10006722	MARCOS A. AGUILAR	19900000100000	R5752A01	JUNCTION VS FREER	0.00	75.00
TOTAL CHECK									150.00
11010000	126955	11/21/19	10006563	MATERA PAPER COMPAN	19905199999110	63190000	OPEN PO FOR CUSTODI	0.00	193.20
11010000	126955	11/21/19	10006563	MATERA PAPER COMPAN	19905199999110	63190000	OPEN PO FOR CUSTODI	0.00	211.20
TOTAL CHECK									404.40
11010000	126957	11/21/19	10005073	MEDICAL WHOLESAL,	19901110423000	63990000	ITEM # INN-157100	0.00	46.80

SUNGARD PENTAMATION  
 DATE: 12/12/2019  
 TIME: 09:32:12

MEDINA VALLEY ISD  
 CHECK REGISTER - BY FUND

PAGE NUMBER: 32  
 ACCTPA21

SELECTION CRITERIA: transact.yr='20' and transact.period='3' and transact.fund like '%'  
 ACCOUNTING PERIOD: 4/20

FUND - 1990 - GENERAL FUND

CASH ACCT	CHECK NO	ISSUE DT	VENDOR	NAME	BUDGET NUMBER	ACCNT	----DESCRIPTION----	SALES TAX	AMOUNT
11010000	126957	11/21/19	10005073	MEDICAL WHOLESAL	19901110423000	63990000	SHIPPING FEE	0.00	8.20
TOTAL CHECK									55.00
11010000	126958	11/21/19	10005039	MEDINA COUNTY TAX	19903499999120	64990000	UNIT #54	0.00	7.50
11010000	126958	11/21/19	10005039	MEDINA COUNTY TAX	19903499999120	64990000	UNIT #69	0.00	7.50
11010000	126958	11/21/19	10005039	MEDINA COUNTY TAX	19903499999120	64990000	UNIT #77	0.00	7.50
11010000	126958	11/21/19	10005039	MEDINA COUNTY TAX	19903499999120	64990000	UNIT #121	0.00	7.50
11010000	126958	11/21/19	10005039	MEDINA COUNTY TAX	19903499999120	64990000	UNIT #122	0.00	7.50
11010000	126958	11/21/19	10005039	MEDINA COUNTY TAX	19903499999120	64990000	UNIT #123	0.00	7.50
11010000	126958	11/21/19	10005039	MEDINA COUNTY TAX	19903499999120	64990000	UNIT #124	0.00	7.50
TOTAL CHECK									52.50
11010000	126959	11/21/19	10001919	MEDINA COUNTY TREAS	19905299999080	62990000	MVISD SECURITY RESO	0.00	8,624.88
11010000	126959	11/21/19	10001919	MEDINA COUNTY TREAS	19905299999080	62990000	MVISD SECURITY RESO	0.00	450.00
11010000	126959	11/21/19	10001919	MEDINA COUNTY TREAS	19905299999080	62990000	MVISD SECURITY RESO	0.00	9,616.98
TOTAL CHECK									18,691.86
11010000	126960	11/21/19	10011951	MELISSA VIERA	19900000100000	R5752A01	JUNCTION VS FREER	0.00	65.00
11010000	126961	11/21/19	10008019	MESAC/MATH ENGLISH	19903604399050	64990506	UIL TEAMS REGISTRAT	0.00	288.00
11010000	126962	11/21/19	10010470	MICHAEL BUTLER	19900000100000	R5752A01	3 RIVERS VS HARPER	0.00	120.00
11010000	126963	11/21/19	10011614	JASON S MIGURA	19904173099080	64110000	MILEAGE TO UTSA TEA	0.00	30.62
11010000	126963	11/21/19	10011614	JASON S MIGURA	19904173099080	64110000	MILEAGE TO TX STATE	0.00	78.88
TOTAL CHECK									109.50
11010000	126965	11/21/19	10008734	DRAGO INVESTMENTS,	19903499999120	62990000	NAME PLATES, EMPLOY	0.00	74.90
11010000	126967	11/21/19	10004953	SWANK MOVIE LICENSI	19901110611000	63990000	PUBLIC PERFORMANCE	0.00	590.00
11010000	126967	11/21/19	10004953	SWANK MOVIE LICENSI	19901110611000	63950000	PUBLIC PERFORMANCE	0.00	590.00
TOTAL CHECK									1,180.00
11010000	126968	11/21/19	10001461	MUSIC IN MOTION	19901110611000	63990000	EGG SHAKERS PKG/24	0.00	42.00
11010000	126968	11/21/19	10001461	MUSIC IN MOTION	19901110611000	63990000	METAL TRIANGLES SET	0.00	13.00
11010000	126968	11/21/19	10001461	MUSIC IN MOTION	19901110611000	63990000	SHIPPING & HANDLING	0.00	8.95
TOTAL CHECK									63.95
11010000	126969	11/21/19	10001589	MUSIC IS ELEMENTARY	19901110611000	63990000	DELUXE SCARVES	0.00	49.90
11010000	126969	11/21/19	10001589	MUSIC IS ELEMENTARY	19901110611000	63990000	SAND BLOCKS & TAP-A	0.00	17.00
11010000	126969	11/21/19	10001589	MUSIC IS ELEMENTARY	19901110611000	63990000	CASTANETS	0.00	7.80
11010000	126969	11/21/19	10001589	MUSIC IS ELEMENTARY	19901110611000	63990000	ECONOMY HEADLESS TA	0.00	13.00
11010000	126969	11/21/19	10001589	MUSIC IS ELEMENTARY	19901110611000	63990000	ESTIMATED SHIPPING/	0.00	10.52
TOTAL CHECK									98.22
11010000	126970	11/21/19	10005149	MUSICIAN'S FRIEND I	19903604399010	63990100	1303680000000000 ON	0.00	474.00
11010000	126970	11/21/19	10005149	MUSICIAN'S FRIEND I	19903604399010	63990100	4510600000000000 MAH	0.00	110.00
TOTAL CHECK									584.00
11010000	126971	11/21/19	10001929	NASCO	19901110611000	63990000	TISSUE BLEEDING PPR	0.00	48.68
11010000	126971	11/21/19	10001929	NASCO	19901110611000	63990000	BRUSH CAMEL HAIR EC	0.00	19.12
11010000	126971	11/21/19	10001929	NASCO	19901110611000	63990000	BRUSH JUMBO SET/58	0.00	25.76

SUNGARD PENTAMATION  
 DATE: 12/12/2019  
 TIME: 09:32:12

MEDINA VALLEY ISD  
 CHECK REGISTER - BY FUND

PAGE NUMBER: 33  
 ACCTPA21

SELECTION CRITERIA: transact.yr='20' and transact.period='3' and transact.fund like '%'  
 ACCOUNTING PERIOD: 4/20

FUND - 1990 - GENERAL FUND

CASH ACCT	CHECK NO	ISSUE DT	VENDOR	NAME	BUDGET NUMBER	ACCNT	----DESCRIPTION----	SALES TAX	AMOUNT
11010000	126971	11/21/19	10001929	NASCO	19901110611000	63990000	DOUGH CLASPAK 3 OZ	0.00	39.80
TOTAL CHECK									133.36
11010000	126972	11/21/19	10004362	NATIONAL TICKET CO	19903600191100	63991001	ADULT & STUDENT TIC	0.00	513.65
11010000	126972	11/21/19	10004362	NATIONAL TICKET CO	19903600191100	63991001	SHIPPING AND HANDLI	0.00	25.00
TOTAL CHECK									538.65
11010000	126974	11/21/19	10008158	NEOFUNDS BY NEOPOST	19904175099080	63990803	SY 19-20 DISTRICT P	0.00	3,000.00
11010000	126976	11/21/19	10008910	NORTH TEXAS TOLLWAY	19902199999020	64110000	PEIMS TO TSUG CONFE	0.00	16.50
11010000	126976	11/21/19	10008910	NORTH TEXAS TOLLWAY	19903600122060	64120600	OPEN PO TO COVER TO	0.00	10.00
TOTAL CHECK									26.50
11010000	126977	11/21/19	10000909	NTS COMMUNICATIONS	19905199999070	62590852	LONG DISTANCE	0.00	455.65
11010000	126979	11/21/19	10011131	O'REILLY AUTO PARTS	19903499999120	63190000	BUS/VEHICLE PARTS A	0.00	-71.75
11010000	126979	11/21/19	10011131	O'REILLY AUTO PARTS	19903499999120	63190000	BUS/VEHICLE PARTS A	0.00	199.50
11010000	126979	11/21/19	10011131	O'REILLY AUTO PARTS	19903499999120	63190000	BUS/VEHICLE PARTS A	0.00	5.99
11010000	126979	11/21/19	10011131	O'REILLY AUTO PARTS	19903499999120	63190000	BUS/VEHICLE PARTS A	0.00	53.99
11010000	126979	11/21/19	10011131	O'REILLY AUTO PARTS	19903499999120	63190000	BUS/VEHICLE PARTS A	0.00	23.88
11010000	126979	11/21/19	10011131	O'REILLY AUTO PARTS	19903499999120	63190000	BUS/VEHICLE PARTS A	0.00	213.50
11010000	126979	11/21/19	10011131	O'REILLY AUTO PARTS	19903499999120	63190000	BUS/VEHICLE PARTS A	0.00	178.98
TOTAL CHECK									604.09
11010000	126980	11/21/19	10001943	OTC BRANDS, INC	19901110311000	63990000	#39/1172 - OUT-OF-T	0.00	33.83
11010000	126980	11/21/19	10001943	OTC BRANDS, INC	19901110311000	63990000	#13788718 - LARGE D	0.00	15.49
11010000	126980	11/21/19	10001943	OTC BRANDS, INC	19902310399000	63990000	#139022873 - CHRISTM	0.00	2.38
11010000	126980	11/21/19	10001943	OTC BRANDS, INC	19902310399000	63990000	#13812268 - RUSTIC	0.00	2.47
11010000	126980	11/21/19	10001943	OTC BRANDS, INC	19902310399000	63990000	#13808675 - WINTER	0.00	17.86
11010000	126980	11/21/19	10001943	OTC BRANDS, INC	19902310399000	63990000	#4/5166 - GLITTER S	0.00	5.92
11010000	126980	11/21/19	10001943	OTC BRANDS, INC	19901110511000	63990000	FALL PUMPKIN STAMPS	0.00	21.05
11010000	126980	11/21/19	10001943	OTC BRANDS, INC	19901110511000	63990000	FALL PENCILS	0.00	18.80
11010000	126980	11/21/19	10001943	OTC BRANDS, INC	19901110511000	63990000	PEANUTS THANKSGIVIN	0.00	2.94
11010000	126980	11/21/19	10001943	OTC BRANDS, INC	19901110511000	63990000	FUNNY THANKSGIVING	0.00	2.46
11010000	126980	11/21/19	10001943	OTC BRANDS, INC	19901110511000	63990000	PUMPKIN PATCH BACKD	0.00	8.06
11010000	126980	11/21/19	10001943	OTC BRANDS, INC	19901110511000	63990000	JUMBO FALL LEAVES C	0.00	5.88
11010000	126980	11/21/19	10001943	OTC BRANDS, INC	19901110511000	63990000	PUMPKIN CUTOUTS	0.00	5.88
TOTAL CHECK									143.02
11010000	126981	11/21/19	10011952	PATRICIA ANN SANCHE	19900000100000	R5752A01	JUNCTION VS FREER	0.00	65.00
11010000	126982	11/21/19	10003058	PEOPLES EDUCATION/M	19901104224000	63990000	9781640903234 TX: M	0.00	388.50
11010000	126982	11/21/19	10003058	PEOPLES EDUCATION/M	19901104224000	63990000	SHIPPING	0.00	46.62
TOTAL CHECK									435.12
11010000	126983	11/21/19	10006663	DAVID AARON PERRITA	19900000100000	R5752A01	JUNCTION VS FREER	0.00	50.00
11010000	126983	11/21/19	10006663	DAVID AARON PERRITA	19900000100000	R5752A01	3 RIVERS VS HARPER	0.00	50.00
TOTAL CHECK									100.00
11010000	126984	11/21/19	10010128	PIONEER ATHLETICS	19903600191100	63991040	GAME DAY AERSOL BLA	0.00	199.50
11010000	126985	11/21/19	10010873	SEVERIN INTERMEDIAT	19904173099080	63950000	POWERSCHOOL RECRUIT	0.00	5,460.55

SUNGARD PENTAMATION  
 DATE: 12/12/2019  
 TIME: 09:32:12

MEDINA VALLEY ISD  
 CHECK REGISTER - BY FUND

PAGE NUMBER: 34  
 ACCTPA21

SELECTION CRITERIA: transact.yr='20' and transact.period='3' and transact.fund like '%'  
 ACCOUNTING PERIOD: 4/20

FUND - 1990 - GENERAL FUND

CASH ACCT	CHECK NO	ISSUE DT	VENDOR	NAME	BUDGET NUMBER	ACCNT	----DESCRIPTION----	SALES TAX	AMOUNT
11010000	126986	11/21/19	10002821	PRUDENT PUBLISHING	19902304399000	62990000	25 CUSTOM MADE GREE	0.00	62.53
11010000	126986	11/21/19	10002821	PRUDENT PUBLISHING	19902304399000	62990000	S/H	0.00	10.48
TOTAL CHECK									73.01
11010000	126987	11/21/19	10011487	PYRA MED HEALTH SER	19901110633040	6219HC31	PRIVATE NURSING SER	0.00	9,359.16
11010000	126988	11/21/19	10000147	QUILL CORPORATION	19903100199000	63990000	BIC WITE-OUT EZ COR	0.00	22.28
11010000	126988	11/21/19	10000147	QUILL CORPORATION	19903100199000	63990000	EVERY TRUEBLOCK LAS	0.00	40.66
11010000	126988	11/21/19	10000147	QUILL CORPORATION	19903100199000	63990000	STAEDTLER WOODEN PE	0.00	159.00
11010000	126988	11/21/19	10000147	QUILL CORPORATION	19903100199000	63990000	QUILL BRAND HEAVY-D	0.00	52.26
11010000	126988	11/21/19	10000147	QUILL CORPORATION	19904173099080	63990000	ITEM #: 901-587379,	0.00	14.92
11010000	126988	11/21/19	10000147	QUILL CORPORATION	19904173099080	63990000	ITEM #: 901-651739S	0.00	8.54
11010000	126988	11/21/19	10000147	QUILL CORPORATION	19904173099080	63990000	ITEM #: 901-8366, A	0.00	59.74
11010000	126988	11/21/19	10000147	QUILL CORPORATION	19904173099080	63990000	ITEM #: 901-7993413	0.00	36.09
11010000	126988	11/21/19	10000147	QUILL CORPORATION	19904173099080	63990000	ITEM #: 901-11446,	0.00	99.59
11010000	126988	11/21/19	10000147	QUILL CORPORATION	19904173099080	63990000	ITEM #: 901-43CLQ,	0.00	3.98
11010000	126988	11/21/19	10000147	QUILL CORPORATION	19904173099080	63990000	ITEM #: 901-11137,	0.00	2.32
11010000	126988	11/21/19	10000147	QUILL CORPORATION	19904175099080	63990000	ITEM #: 901-65800,	0.00	28.21
11010000	126988	11/21/19	10000147	QUILL CORPORATION	19904175099080	63990000	ITEM #: 901-46820,	0.00	15.18
11010000	126988	11/21/19	10000147	QUILL CORPORATION	19904175099080	63990000	ITEM #: 901-811280,	0.00	24.06
11010000	126988	11/21/19	10000147	QUILL CORPORATION	19904175099080	63990000	ITEM #: 901-849178,	0.00	38.17
11010000	126988	11/21/19	10000147	QUILL CORPORATION	19904175099080	63990000	ITEM #: 901-811322,	0.00	24.06
11010000	126988	11/21/19	10000147	QUILL CORPORATION	19904175099080	63990000	ITEM #: 901-811312,	0.00	24.06
11010000	126988	11/21/19	10000147	QUILL CORPORATION	19904175099080	63990000	ITEM #: 901-811308,	0.00	24.06
11010000	126988	11/21/19	10000147	QUILL CORPORATION	19904175099080	63990000	ITEM #: 901-10243,	0.00	33.19
11010000	126988	11/21/19	10000147	QUILL CORPORATION	19904175099080	63990000	ITEM #: 901-811318,	0.00	24.06
11010000	126988	11/21/19	10000147	QUILL CORPORATION	19904175099080	63990000	ITEM #: 901-811279U	0.00	24.06
11010000	126988	11/21/19	10000147	QUILL CORPORATION	19904175099080	63990000	ITEM #: 901-811264U	0.00	24.06
11010000	126988	11/21/19	10000147	QUILL CORPORATION	19904175099080	63990000	ITEM #: 901-5230, A	0.00	14.92
11010000	126988	11/21/19	10000147	QUILL CORPORATION	19904175099080	63990000	ITEM #: 901-7Q5315,	0.00	37.32
11010000	126988	11/21/19	10000147	QUILL CORPORATION	19904175099080	63990000	ITEM #: 901-7-221-B	0.00	3.44
TOTAL CHECK									838.23
11010000	126989	11/21/19	10002630	RANDY L NEUMAN	19900000100000	R5752A01	JUNCTION VS FREER	0.00	75.00
11010000	126989	11/21/19	10002630	RANDY L NEUMAN	19900000100000	R5752A01	3 RIVERS VS HARPER	0.00	75.00
TOTAL CHECK									150.00
11010000	126990	11/21/19	10011954	ROBERT CANTU	19900000100000	R5752A01	3 RIVERS VS HARPER	0.00	110.00
11010000	126991	11/21/19	10008350	ROCK SOLID INTERNET	19905199999070	62590715	INTERNET ACCESS FEE	0.00	699.99
11010000	126991	11/21/19	10008350	ROCK SOLID INTERNET	19905199999070	62590715	INTERNET ACCESS FEE	0.00	699.99
TOTAL CHECK									1,399.98
11010000	126992	11/21/19	10001867	ROYCE GROFF OIL CO	19903499999120	63110000	DIESEL, GAS, AND OT	0.00	609.57
11010000	126993	11/21/19	10010593	RUSH TRUCK CENTERS	19903499999120	63190000	BUS PARTS AND STOCK	0.00	684.40
11010000	126994	11/21/19	10001962	SAM'S CLUB DIRECT	19904175099080	63990000	OPEN PO: BREAK ROOM	0.00	41.90
11010000	126994	11/21/19	10001962	SAM'S CLUB DIRECT	19904175099080	63990000	OPEN PO: BREAK ROOM	0.00	128.57
11010000	126994	11/21/19	10001962	SAM'S CLUB DIRECT	19904175099080	63990000	OPEN PO: BREAK ROOM	0.00	65.92
TOTAL CHECK									236.39

SUNGARD PENTAMATION  
 DATE: 12/12/2019  
 TIME: 09:32:12

MEDINA VALLEY ISD  
 CHECK REGISTER - BY FUND

PAGE NUMBER: 35  
 ACCTPA21

SELECTION CRITERIA: transact.yr='20' and transact.period='3' and transact.fund like '%'  
 ACCOUNTING PERIOD: 4/20

FUND - 1990 - GENERAL FUND

CASH ACCT	CHECK NO	ISSUE DT	VENDOR	NAME	BUDGET NUMBER	ACCNT	----DESCRIPTION----	SALES TAX	AMOUNT
11010000	126996	11/21/19	10009418	SAN ANTONIO ISD	19903600191100	64991001	HS ENTRY FEES FOR T	0.00	250.00
11010000	126997	11/21/19	10009915	SAN ANTONIO TESTING	19905199999110	62490854	OPEN PO: WATER TEST	0.00	75.00
11010000	126998	11/21/19	10011524	SAN GERONIMO SOIL A	19903600191100	63991001	MULCH FOR XC RUNNIN	0.00	230.00
11010000	126999	11/21/19	10003147	SANDRA DAY O'CONNOR	19903600199050	64120506	PROSE	0.00	15.00
11010000	126999	11/21/19	10003147	SANDRA DAY O'CONNOR	19903600199050	64120506	HUMOROUS INTERP	0.00	15.00
11010000	126999	11/21/19	10003147	SANDRA DAY O'CONNOR	19903600199050	64120506	POETRY	0.00	60.00
11010000	126999	11/21/19	10003147	SANDRA DAY O'CONNOR	19903600199050	64120506	CONGRESSIONAL DEBAT	0.00	45.00
11010000	126999	11/21/19	10003147	SANDRA DAY O'CONNOR	19903600199050	64120506	PUBLIC FORUM DEBATE	0.00	120.00
11010000	126999	11/21/19	10003147	SANDRA DAY O'CONNOR	19903600199050	64120506	FOREIGN EXTEMP	0.00	30.00
11010000	126999	11/21/19	10003147	SANDRA DAY O'CONNOR	19903600199050	64120506	DOMESTIC EXTEMP	0.00	45.00
11010000	126999	11/21/19	10003147	SANDRA DAY O'CONNOR	19903600199050	64120506	NOVICE EXTEMP	0.00	75.00
11010000	126999	11/21/19	10003147	SANDRA DAY O'CONNOR	19903600199050	64120506	UNCOVERED JUDGE IND	0.00	150.00
TOTAL CHECK								0.00	555.00
11010000	127000	11/21/19	10007689	SCIENTIFIC MINDS, L	19901104211000	63950000	MS T-SITE ON YEAR T	0.00	1,200.00
11010000	127001	11/21/19	10010565	SERVICE INDUSTRIAL,	19904175099080	62990000	LAUNDERING SERVICE	0.00	4.00
11010000	127002	11/21/19	10001973	THE SHERWIN-WILLIAM	19905199999110	63190000	OPEN PO: PAINT AND	0.00	355.20
11010000	127002	11/21/19	10001973	THE SHERWIN-WILLIAM	19905199999110	63190000	OPEN PO: PAINT AND	0.00	354.96
TOTAL CHECK								0.00	710.16
11010000	127003	11/21/19	10003112	SOMERSET ISD	19903600191100	64991001	HS ENTRY FEES FOR T	0.00	275.00
11010000	127006	11/21/19	10003018	SOUTHSIDE ISD	19902310499000	63990000	4FT X 8FT VINYL BAN	0.00	56.00
11010000	127007	11/21/19	10008594	STAPLES CONTRACT &	19901204299000	63990000	STAPLES CABAL MESH	0.00	227.98
11010000	127007	11/21/19	10008594	STAPLES CONTRACT &	19902199924040	63990000	ITEM #209882 - AVER	0.00	27.42
11010000	127007	11/21/19	10008594	STAPLES CONTRACT &	19906199924040	63990000	ITEM #209882 - AVER	0.00	27.42
11010000	127007	11/21/19	10008594	STAPLES CONTRACT &	19902199924040	63990000	ITEM #665661 - STAP	0.00	4.08
11010000	127007	11/21/19	10008594	STAPLES CONTRACT &	19906199924040	63990000	ITEM #665661 - STAP	0.00	4.08
11010000	127007	11/21/19	10008594	STAPLES CONTRACT &	19902199924040	63990000	ITEM #926456 - GREA	0.00	9.28
11010000	127007	11/21/19	10008594	STAPLES CONTRACT &	19906199924040	63990000	ITEM #926456 - GREA	0.00	9.28
11010000	127007	11/21/19	10008594	STAPLES CONTRACT &	19902199924040	63990000	ITEM #321713 - OFFS	0.00	3.63
11010000	127007	11/21/19	10008594	STAPLES CONTRACT &	19906199924040	63990000	ITEM #321713 - OFFS	0.00	3.63
11010000	127007	11/21/19	10008594	STAPLES CONTRACT &	19902199924040	63990000	ITEM #321671 - OFF	0.00	3.63
11010000	127007	11/21/19	10008594	STAPLES CONTRACT &	19906199924040	63990000	ITEM #321671 - OFF	0.00	3.63
11010000	127007	11/21/19	10008594	STAPLES CONTRACT &	19902199924040	63990000	ITEM #396412 - PILO	0.00	1.24
11010000	127007	11/21/19	10008594	STAPLES CONTRACT &	19906199924040	63990000	ITEM #396412 - PILO	0.00	1.24
11010000	127007	11/21/19	10008594	STAPLES CONTRACT &	19902199924040	63990000	ITEM #228437 - PAPE	0.00	13.41
11010000	127007	11/21/19	10008594	STAPLES CONTRACT &	19906199924040	63990000	ITEM #228437 - PAPE	0.00	13.41
11010000	127007	11/21/19	10008594	STAPLES CONTRACT &	19902199924040	63990000	ITEM #440530 - PILO	0.00	1.39
11010000	127007	11/21/19	10008594	STAPLES CONTRACT &	19906199924040	63990000	ITEM #440530 - PILO	0.00	1.39
11010000	127007	11/21/19	10008594	STAPLES CONTRACT &	19901110323000	63990000	ITEM# 1279011 - HP	0.00	121.54
11010000	127007	11/21/19	10008594	STAPLES CONTRACT &	19902199923040	63990000	BROTHER DESKTOP LAB	0.00	86.99
11010000	127007	11/21/19	10008594	STAPLES CONTRACT &	19901110311000	63990000	ITEM# MMM260024ARL	0.00	23.60
11010000	127007	11/21/19	10008594	STAPLES CONTRACT &	19901110311000	63990000	ITEM# UNV35612 - UN	0.00	14.93
11010000	127007	11/21/19	10008594	STAPLES CONTRACT &	19901110311000	63990000	ITEM# 860852 - STAP	0.00	9.88

SUNGARD PENTAMATION  
 DATE: 12/12/2019  
 TIME: 09:32:12

MEDINA VALLEY ISD  
 CHECK REGISTER - BY FUND

PAGE NUMBER: 36  
 ACCTPA21

SELECTION CRITERIA: transact.yr='20' and transact.period='3' and transact.fund like '%'  
 ACCOUNTING PERIOD: 4/20

FUND - 1990 - GENERAL FUND

CASH ACCT	CHECK NO	ISSUE DT	VENDOR	NAME	BUDGET NUMBER	ACCNT	----DESCRIPTION----	SALES TAX	AMOUNT
11010000	127007	11/21/19	10008594	STAPLES CONTRACT &	19901110311000	63990000	ITEM# 521864 - BIC	0.00	5.46
11010000	127007	11/21/19	10008594	STAPLES CONTRACT &	19901110311000	63990000	ITEM# 487909 - SCOT	0.00	23.86
11010000	127007	11/21/19	10008594	STAPLES CONTRACT &	19901110311000	63990000	ITEM# 436632 - X-AC	0.00	177.48
11010000	127007	11/21/19	10008594	STAPLES CONTRACT &	19901110311000	63990000	ITEM# 266262 - STAP	0.00	45.39
11010000	127007	11/21/19	10008594	STAPLES CONTRACT &	19901110311000	63990000	ITEM# 395200 - STAP	0.00	11.99
11010000	127007	11/21/19	10008594	STAPLES CONTRACT &	19901110311000	63990000	ITEM# 606806 -STAPL	0.00	64.65
11010000	127007	11/21/19	10008594	STAPLES CONTRACT &	19901110311000	63990000	ITEM# 125328 - SHAR	0.00	22.60
11010000	127007	11/21/19	10008594	STAPLES CONTRACT &	19901110311000	63990000	ITEM# 831610 - STAP	0.00	3.60
11010000	127007	11/21/19	10008594	STAPLES CONTRACT &	19902310399000	63990000	ITEM# 91861 - STAPL	0.00	32.82
11010000	127007	11/21/19	10008594	STAPLES CONTRACT &	19902310399000	63990000	ITEM# 200519 - STAP	0.00	14.88
11010000	127007	11/21/19	10008594	STAPLES CONTRACT &	19902310399000	63990000	ITEM# 813537 - NATI	0.00	10.92
11010000	127007	11/21/19	10008594	STAPLES CONTRACT &	19902310399000	63990000	ITEM# 567488 - EXPO	0.00	6.34
11010000	127007	11/21/19	10008594	STAPLES CONTRACT &	19901110311000	63990000	ITEM# 464050 - DURA	0.00	28.64
11010000	127007	11/21/19	10008594	STAPLES CONTRACT &	19901110311000	63990000	ITEM# 041302 - DURA	0.00	54.40
11010000	127007	11/21/19	10008594	STAPLES CONTRACT &	19901110311000	63990000	ITEM# 490882 - STAP	0.00	66.00
TOTAL CHECK									1,182.11
11010000	127008	11/21/19	10000376	SUPER DUPER PUBLISH	19903199923040	63390000	CASL-2 COMPREHENSIV	0.00	400.00
11010000	127010	11/21/19	10010516	SYSCO USA I, INC./S	19901100122060	63990604	OPEN PO FOR ATTACHE	0.00	-18.59
11010000	127010	11/21/19	10010516	SYSCO USA I, INC./S	19901100122060	63990604	OPEN PO FOR ATTACHE	0.00	1,893.84
11010000	127010	11/21/19	10010516	SYSCO USA I, INC./S	19901100122060	63990604	OPEN PO FOR ATTACHE	0.00	19.01
11010000	127010	11/21/19	10010516	SYSCO USA I, INC./S	19901100122060	63990604	OPEN PO FOR ATTACHE	0.00	247.35
TOTAL CHECK									2,141.61
11010000	127011	11/21/19	10006232	TCEA ANNUAL CONFERE	19902199999020	64110000	2020 TCEA CONFERENC	0.00	339.00
11010000	127012	11/21/19	10009315	TPX COMMUNICATIONS	19905199999070	62590715	PHONE SYSTEM PHONE	0.00	600.24
11010000	127012	11/21/19	10009315	TPX COMMUNICATIONS	19905199999070	62590715	INTERNET SERVICES	0.00	1,253.62
TOTAL CHECK									1,853.86
11010000	127014	11/21/19	10001994	TEXAS ASSOC SCH BUS	19902199999020	64110000	2 CERTIFICATION COU	0.00	370.00
11010000	127014	11/21/19	10001994	TEXAS ASSOC SCH BUS	19902199999020	64110000	2020 ANNUAL TASBO C	0.00	1,140.00
TOTAL CHECK									1,510.00
11010000	127015	11/21/19	10000088	TEXAS DEPT OF PUBLI	19904173099080	62990000	OPEN PO FOR CRIMINA	0.00	288.00
11010000	127016	11/21/19	10007357	TEXAS LOCK & DOOR C	19905199999110	62490000	OPEN PO: DOOR LOCK	0.00	94.50
11010000	127016	11/21/19	10007357	TEXAS LOCK & DOOR C	19905199999110	62490000	OPEN PO: DOOR LOCK	0.00	2,221.50
TOTAL CHECK									2,316.00
11010000	127017	11/21/19	10011939	SHARON LOUISE TIJER	19904173099080	64990000	FINGERPRINT REIMBUR	0.00	47.99
11010000	127018	11/21/19	10006699	TRACTOR SUPPLY CO	19905199999110	63190000	OPEN PO: MAINTENANC	0.00	148.10
11010000	127018	11/21/19	10006699	TRACTOR SUPPLY CO	19905199999110	63190000	OPEN PO: MAINTENANC	0.00	142.97
TOTAL CHECK									291.07
11010000	127019	11/21/19	10007203	TRICIA LYNEE HURTAD	19900000100000	R5752A01	3 RIVERS VS HARPER	0.00	75.00
11010000	127019	11/21/19	10007203	TRICIA LYNEE HURTAD	19900000100000	R5752A01	JUNCTION VS FREER	0.00	75.00
TOTAL CHECK									150.00
11010000	127020	11/21/19	10002006	TRIPLE-S STEEL SUPP	19901100122060	63990600	1/8" X 11/4" ANGLE	0.00	66.36

SUNGARD PENTAMATION  
 DATE: 12/12/2019  
 TIME: 09:32:12

MEDINA VALLEY ISD  
 CHECK REGISTER - BY FUND

PAGE NUMBER: 37  
 ACCTPA21

SELECTION CRITERIA: transact.yr='20' and transact.period='3' and transact.fund like '%'  
 ACCOUNTING PERIOD: 4/20

FUND - 1990 - GENERAL FUND

CASH ACCT	CHECK NO	ISSUE DT	VENDOR	NAME	BUDGET NUMBER	ACCNT	----DESCRIPTION----	SALES TAX	AMOUNT
11010000	127020	11/21/19	10002006	TRIPLE-S STEEL SUPP	19901100122060	63990600	1/8" X 11/2" ANGLE	0.00	82.64
11010000	127020	11/21/19	10002006	TRIPLE-S STEEL SUPP	19901100122060	63990600	1/8" X 2" X 2" SQUA	0.00	337.09
11010000	127020	11/21/19	10002006	TRIPLE-S STEEL SUPP	19901100122060	63990600	14 GA 4' X 8' SHEET	0.00	203.56
11010000	127020	11/21/19	10002006	TRIPLE-S STEEL SUPP	19901100122060	63990600	1/4 4' X 8' PLATE	0.00	602.52
11010000	127020	11/21/19	10002006	TRIPLE-S STEEL SUPP	19901100122060	63990600	3/16" X 4" FLAT BAR	0.00	150.63
11010000	127020	11/21/19	10002006	TRIPLE-S STEEL SUPP	19905199999110	63190000	OPEN PO: WELDING SU	0.00	1,123.67
11010000	127020	11/21/19	10002006	TRIPLE-S STEEL SUPP	19905199999110	63190000	OPEN PO: STEEL AND	0.00	317.16
TOTAL CHECK									2,883.63
11010000	127021	11/21/19	10009938	U-HAUL CORPORATE SA	19903600199010	64120100	2 TRUCK FOR OCTOBER	0.00	39.95
11010000	127021	11/21/19	10009938	U-HAUL CORPORATE SA	19903600199010	64120100	ENVIRONMENTAL FEE	0.00	1.00
11010000	127021	11/21/19	10009938	U-HAUL CORPORATE SA	19903600199010	64120100	ESTIMATE MILEAGE	0.00	102.37
11010000	127021	11/21/19	10009938	U-HAUL CORPORATE SA	19903600199010	64120100	ESTIMATE MILEAGE	0.00	104.35
11010000	127021	11/21/19	10009938	U-HAUL CORPORATE SA	19903600199010	64120100	2 TRUCKS NOVEMBER 1	0.00	79.90
11010000	127021	11/21/19	10009938	U-HAUL CORPORATE SA	19903600199010	64120100	ENVIRONMENTAL FEE	0.00	2.00
TOTAL CHECK									329.57
11010000	127022	11/21/19	10000257	VALERO ENERGY	19903499999120	63110000	FED MOTOR FUEL TAX	0.00	-38.10
11010000	127022	11/21/19	10000257	VALERO ENERGY	19903499999120	63110000	ST. MOTOR FUEL TAX	0.00	-41.64
11010000	127022	11/21/19	10000257	VALERO ENERGY	19903499999120	63110000	SUBURBAN	0.00	51.62
11010000	127022	11/21/19	10000257	VALERO ENERGY	19903499999120	63110000	ACTIVITY BUS-HS GOL	0.00	61.80
11010000	127022	11/21/19	10000257	VALERO ENERGY	19903600199010	63110100	BAND UHAUL	0.00	19.08
11010000	127022	11/21/19	10000257	VALERO ENERGY	19903600199010	63110100	BAND UHAUL	0.00	62.23
11010000	127022	11/21/19	10000257	VALERO ENERGY	19903600199010	63110100	BAND UHAUL	0.00	73.39
11010000	127022	11/21/19	10000257	VALERO ENERGY	19903600199010	63110100	BAND UHAUL	0.00	16.10
11010000	127022	11/21/19	10000257	VALERO ENERGY	19903600199010	63110100	BAND UHAUL	0.00	33.01
11010000	127022	11/21/19	10000257	VALERO ENERGY	19903600199010	63110100	BAND UHAUL	0.00	28.95
11010000	127022	11/21/19	10000257	VALERO ENERGY	19903600199010	63110100	BAND UHAUL	0.00	90.00
11010000	127022	11/21/19	10000257	VALERO ENERGY	19903600199010	63110100	BAND UHAUL	0.00	34.06
TOTAL CHECK									390.50
11010000	127024	11/21/19	10005141	VERNIER SOFTWARE AN	19901100111070	63990411	EKG SENSOR	0.00	154.00
11010000	127024	11/21/19	10005141	VERNIER SOFTWARE AN	19901100111070	63990411	BLLOD PRESSURE SEND	0.00	109.00
11010000	127024	11/21/19	10005141	VERNIER SOFTWARE AN	19901100111070	63990411	GAS PRESSURE SENSOR	0.00	178.00
11010000	127024	11/21/19	10005141	VERNIER SOFTWARE AN	19901100111070	63990411	ESTIMATED SHIPPING	0.00	15.80
TOTAL CHECK									456.80
11010000	127025	11/21/19	10001863	W W GRAINGER INC	19905199999110	63190000	OPEN PO - MISC TOOL	0.00	64.27
11010000	127026	11/21/19	10000356	WALMART	19901110311000	63990000	MINI PLAYDOUGHS- AS	0.00	17.91
11010000	127026	11/21/19	10000356	WALMART	19906199924040	64990416	OPEN PO *NOT TO EXC	0.00	6.14
11010000	127026	11/21/19	10000356	WALMART	19902304299000	64992300	OPEN PO IN THE AMOU	0.00	38.31
11010000	127026	11/21/19	10000356	WALMART	19906199924040	64990416	OPEN PO *NOT TO EXC	0.00	-6.96
11010000	127026	11/21/19	10000356	WALMART	19906199924040	64990416	OPEN PO *NOT TO EXC	0.00	-41.07
11010000	127026	11/21/19	10000356	WALMART	19906199924040	64990416	OPEN PO *NOT TO EXC	0.00	-39.88
11010000	127026	11/21/19	10000356	WALMART	19906199924040	64990416	OPEN PO *NOT TO EXC	0.00	223.70
11010000	127026	11/21/19	10000356	WALMART	19906199924040	64990416	OPEN PO *NOT TO EXC	0.00	56.90
11010000	127026	11/21/19	10000356	WALMART	19906199999030	64990300	OPEN PO TO PURCHASE	0.00	11.52
11010000	127026	11/21/19	10000356	WALMART	19906199999030	64990300	OPEN PO TO PURCHASE	0.00	73.24
TOTAL CHECK									339.81
11010000	127028	11/21/19	10002024	WELDERS SUPPLY CO	19905199999110	63190000	OPEN PO: WELDING SU	0.00	47.44

SUNGARD PENTAMATION  
 DATE: 12/12/2019  
 TIME: 09:32:12

MEDINA VALLEY ISD  
 CHECK REGISTER - BY FUND

PAGE NUMBER: 38  
 ACCTPA21

SELECTION CRITERIA: transact.yr='20' and transact.period='3' and transact.fund like '%'  
 ACCOUNTING PERIOD: 4/20

FUND - 1990 - GENERAL FUND

CASH ACCT	CHECK NO	ISSUE DT	VENDOR	NAME	BUDGET NUMBER	ACCNT	----DESCRIPTION----	SALES TAX	AMOUNT	
11010000	127029	11/21/19	10007677	WEST MUSIC COMPANY	19901110611000	63990000	HARMONY H100 SOPRAN	0.00	235.20	
11010000	127030	11/21/19	10006057	WHATABURGER	19903604391100	64121001	11/5 7TH TO BOERNE	0.00	319.94	
11010000	127030	11/21/19	10006057	WHATABURGER	19903604391100	64121001	11/5 7TH TO BOERNE	0.00	219.50	
TOTAL CHECK									0.00	539.44
11010000	127031	11/21/19	10011943	WHATABURGER	19903600199010	64120100	WHATABURGER MEALS O	0.00	695.07	
11010000	V126649	11/07/19	10003198	GABRIEL CARY	19902199924040	64110000	ACET CONF-MILEAGE	0.00	61.02	
11010000	V126650	11/07/19	10010430	KENNETH MICHAEL ROH	19904170199080	64110000	LODGING & MILEAGE	0.00	434.56	
11010000	V126650	11/07/19	10010430	KENNETH MICHAEL ROH	19904170199080	64110000	MILEAGE-UIL CONTEST	0.00	43.85	
11010000	V126650	11/07/19	10010430	KENNETH MICHAEL ROH	19904170199080	64110000	MILEAGE-COURT HEARI	0.00	22.04	
TOTAL CHECK									0.00	500.45
11010000	V126686	11/07/19	10001876	HIGH SCHOOL MUSIC S	19901100111010	63990100	BTBLSMPC 6HAL BACH	0.00	292.00	
11010000	V126686	11/07/19	10001876	HIGH SCHOOL MUSIC S	19901100111010	63990100	FS1IP INNOVE PERCUS	0.00	10.50	
11010000	V126686	11/07/19	10001876	HIGH SCHOOL MUSIC S	19901100111010	63990100	SLA18 D'ADDARIOSTRA	0.00	29.25	
11010000	V126686	11/07/19	10001876	HIGH SCHOOL MUSIC S	19901100111010	63990100	VDBC3 VANDOREN 3 TR	0.00	25.19	
11010000	V126686	11/07/19	10001876	HIGH SCHOOL MUSIC S	19901100111010	63990100	VDBS3 VANDOREN 3 TR	0.00	44.39	
11010000	V126686	11/07/19	10001876	HIGH SCHOOL MUSIC S	19901100111010	63990100	VDS3 VANDOREN TRAD	0.00	24.59	
11010000	V126686	11/07/19	10001876	HIGH SCHOOL MUSIC S	19901100111010	63990100	VDS35 VANDOREN 3.5	0.00	24.59	
11010000	V126686	11/07/19	10001876	HIGH SCHOOL MUSIC S	19901100111010	63990100	1702SX SELMER LYRE	0.00	7.00	
11010000	V126686	11/07/19	10001876	HIGH SCHOOL MUSIC S	19901100111010	63990100	609 CONN SELMER LYR	0.00	9.80	
11010000	V126686	11/07/19	10001876	HIGH SCHOOL MUSIC S	19901100111010	63990100	A16HC250 DEG LYRE C	0.00	37.71	
11010000	V126686	11/07/19	10001876	HIGH SCHOOL MUSIC S	19901100111010	63990100	100 EP SELMER 588WE	0.00	49.00	
11010000	V126686	11/07/19	10001876	HIGH SCHOOL MUSIC S	19901100111010	63990100	CONN SELMER FLIP FO	0.00	38.40	
11010000	V126686	11/07/19	10001876	HIGH SCHOOL MUSIC S	19901100111010	63990100	VDJTD3 VANDOREN 3 J	0.00	24.59	
11010000	V126686	11/07/19	10001876	HIGH SCHOOL MUSIC S	19901100111010	63990100	YAC1509N YAMAHA LYR	0.00	12.59	
11010000	V126686	11/07/19	10001876	HIGH SCHOOL MUSIC S	19901100111010	63990100	YAC1515G YAMAHA LYR	0.00	8.39	
11010000	V126686	11/07/19	10001876	HIGH SCHOOL MUSIC S	19901100111010	63990100	XE63933 JUPITER JCL	0.00	329.00	
11010000	V126686	11/07/19	10001876	HIGH SCHOOL MUSIC S	19901100111010	63990100	XE63940 JUPITER JCL	0.00	329.00	
11010000	V126686	11/07/19	10001876	HIGH SCHOOL MUSIC S	19901100111010	63990100	XE63984 JUPITER JCL	0.00	329.00	
11010000	V126686	11/07/19	10001876	HIGH SCHOOL MUSIC S	19901100111010	63990100	XE64035 JUPITER JCL	0.00	329.00	
11010000	V126686	11/07/19	10001876	HIGH SCHOOL MUSIC S	19901100111010	63990100	XE64042 JUPITER JCL	0.00	329.00	
11010000	V126686	11/07/19	10001876	HIGH SCHOOL MUSIC S	19901100111010	63990100	XE64085 JUPITERJCL1	0.00	329.00	
11010000	V126686	11/07/19	10001876	HIGH SCHOOL MUSIC S	19901100111010	63990100	XLR103 HOSA XLR CAB	0.00	18.90	
11010000	V126686	11/07/19	10001876	HIGH SCHOOL MUSIC S	19901100111010	62490100	REPAIRS FOR MVHS BA	0.00	466.00	
11010000	V126686	11/07/19	10001876	HIGH SCHOOL MUSIC S	19901104211010	62490100	SERAIL # 700359 REP	0.00	78.00	
TOTAL CHECK									0.00	3,174.89
11010000	V126744	11/14/19	10010645	BRIDGET ELIZABETH A	19902199999020	64110000	TAC-MEALS/MILEAGE	0.00	230.32	
11010000	V126745	11/14/19	10011438	DEBRA HARRINGTON KE	19902100122060	64110479	OPEN PO FOR MILEAGE	0.00	32.71	
11010000	V126746	11/14/19	10000059	MARIA J GUEVARA	19902199999020	64110000	OPEN PO FOR TRAVEL	0.00	9.28	
11010000	V126747	11/14/19	10011761	MARIA LIZABETH MADR	19906199924040	64110000	DIST TRAVEL-MILEAGE	0.00	4.17	
11010000	V126747	11/14/19	10011761	MARIA LIZABETH MADR	19906199999030	64110300	DIST TRAVEL-MILEAGE	0.00	4.17	
11010000	V126747	11/14/19	10011761	MARIA LIZABETH MADR	19906199924040	64110418	DIST TRAVEL-MILEAGE	0.00	16.36	
TOTAL CHECK									0.00	24.70

SUNGARD PENTAMATION  
 DATE: 12/12/2019  
 TIME: 09:32:12

MEDINA VALLEY ISD  
 CHECK REGISTER - BY FUND

PAGE NUMBER: 39  
 ACCTPA21

SELECTION CRITERIA: transact.yr='20' and transact.period='3' and transact.fund like '%'  
 ACCOUNTING PERIOD: 4/20

FUND - 1990 - GENERAL FUND

CASH ACCT	CHECK NO	ISSUE DT	VENDOR	NAME	BUDGET NUMBER	ACCNT	----DESCRIPTION----	SALES TAX	AMOUNT
11010000	V126771	11/14/19	10000178	CETC, LLC	19902310399000	63990000	EAR PIECE FOR VERTE	0.00	49.00
11010000	V126852	11/14/19	10006674	WALSH GALLEGOS TREV	19904170199080	62110000	LEGAL SERVICES FOR	0.00	925.50
11010000	V126852	11/14/19	10006674	WALSH GALLEGOS TREV	19904170199080	62110000	LEGAL SERVICES FOR	0.00	523.10
11010000	V126852	11/14/19	10006674	WALSH GALLEGOS TREV	19904170199080	62110846	LEGAL SERVICES FOR	0.00	4,015.04
11010000	V126852	11/14/19	10006674	WALSH GALLEGOS TREV	19904170199080	62110846	LEGAL SERVICES FOR	0.00	589.00
TOTAL CHECK								0.00	6,052.64
11010000	V126860	11/21/19	10010430	KENNETH MICHAEL ROH	19904170299080	64990000	OPEN PO FOR DR. ROH	0.00	54.29
11010000	V126931	11/21/19	10001876	HIGH SCHOOL MUSIC S	19901104211010	62490100	TROMBONE SERIAL #22	0.00	88.00
11010000	V126978	11/21/19	10006974	ONE FOR AUTISM, INC	19901100123040	6299HC22	STUDENT SR ID# 7779	0.00	3,000.00
11010000	V126978	11/21/19	10006974	ONE FOR AUTISM, INC	19901100123040	6299HC22	ABA THERAPY @ \$100.	0.00	1,400.00
TOTAL CHECK								0.00	4,400.00
TOTAL CASH ACCOUNT								0.00	685,840.22
TOTAL FUND								0.00	685,840.22

SUNGARD PENTAMATION  
DATE: 12/12/2019  
TIME: 09:32:12

MEDINA VALLEY ISD  
CHECK REGISTER - BY FUND

PAGE NUMBER: 40  
ACCTPA21

SELECTION CRITERIA: transact.yr='20' and transact.period='3' and transact.fund like '%'  
ACCOUNTING PERIOD: 4/20

FUND - 2060 - TEHCY

CASH ACCT	CHECK NO	ISSUE DT	VENDOR	NAME	BUDGET NUMBER	ACCNT	-----DESCRIPTION-----	SALES TAX	AMOUNT
11010000	V126747	11/14/19	10011761	MARIA LIZABETH MADR	20601399924040	64110000	DIST TRAVEL-MILEAGE	0.00	23.08
11010000	V126828	11/14/19	10011895	SCHOOLKIDZ.COM LLC	20601199924040	63990000	ITEM #: 29210WINTBA	0.00	915.60
11010000	V126828	11/14/19	10011895	SCHOOLKIDZ.COM LLC	20601199924040	63990000	ITEM #33700 - CHILD	0.00	300.00
11010000	V126828	11/14/19	10011895	SCHOOLKIDZ.COM LLC	20601199924040	63990000	ITEM #34400 - YOUNG	0.00	270.00
11010000	V126828	11/14/19	10011895	SCHOOLKIDZ.COM LLC	20601199924040	63990000	ITEM #38900 - FEMIN	0.00	333.00
11010000	V126828	11/14/19	10011895	SCHOOLKIDZ.COM LLC	20601199924040	63990000	SHIPPING & HANDLING	0.00	175.00
TOTAL CHECK								0.00	1,993.60
TOTAL CASH ACCOUNT								0.00	2,016.68
TOTAL FUND								0.00	2,016.68

SUNGARD PENTAMATION  
 DATE: 12/12/2019  
 TIME: 09:32:12

MEDINA VALLEY ISD  
 CHECK REGISTER - BY FUND

PAGE NUMBER: 41  
 ACCTPA21

SELECTION CRITERIA: transact.yr='20' and transact.period='3' and transact.fund like '%'  
 ACCOUNTING PERIOD: 4/20

FUND - 2110 - TITLE I

CASH ACCT	CHECK NO	ISSUE DT	VENDOR	NAME	BUDGET NUMBER	ACCNT	----DESCRIPTION----	SALES TAX	AMOUNT
11010000	126683	11/07/19	10006464	H.E.B. GROCERY COMP	21106110330040	64990416	OPEN PO TO PURCHASE	0.00	42.82
11010000	126719	11/07/19	10001962	SAM'S CLUB DIRECT	21106110530040	64990416	OPEN PO TO PURCHASE	0.00	97.50
11010000	126739	11/07/19	10000356	WALMART	21101199930040	63990417	OPEN PO *NOT TO EXC	0.00	24.96
11010000	126739	11/07/19	10000356	WALMART	21101199930040	63990417	OPEN PO *NOT TO EXC	0.00	57.33
TOTAL CHECK								0.00	82.29
11010000	126910	11/21/19	10001843	EDUCATION SERVICE C	21101110330040	62390000	TCMPC TEKS RESOURCE	0.00	3,591.00
11010000	126910	11/21/19	10001843	EDUCATION SERVICE C	21101110430040	62390000	TCMPC TEKS RESOURCE	0.00	3,045.00
11010000	126910	11/21/19	10001843	EDUCATION SERVICE C	21101110530040	62390000	TCMPC TEKS RESOURCE	0.00	3,884.00
11010000	126910	11/21/19	10001843	EDUCATION SERVICE C	21101110630040	62390000	TCMPC TEKS RESOURCE	0.00	4,096.00
TOTAL CHECK								0.00	14,616.00
11010000	127026	11/21/19	10000356	WALMART	21101199930040	63990417	OPEN PO *NOT TO EXC	0.00	75.79
11010000	127026	11/21/19	10000356	WALMART	21101110430040	63990417	OPEN PO *NOT TO EXC	0.00	58.86
11010000	127026	11/21/19	10000356	WALMART	21106110530040	63990416	OPEN PO TO PURCHASE	0.00	148.41
11010000	127026	11/21/19	10000356	WALMART	21106110430040	64990416	OPEN PO TO PURCHASE	0.00	62.67
TOTAL CHECK								0.00	345.73
11010000	V126747	11/14/19	10011761	MARIA LIZABETH MADR	21106199930040	64110417	DIST TRAVEL-MILEAGE	0.00	72.04
TOTAL CASH ACCOUNT								0.00	15,256.38
TOTAL FUND								0.00	15,256.38

SUNGARD PENTAMATION  
DATE: 12/12/2019  
TIME: 09:32:12

MEDINA VALLEY ISD  
CHECK REGISTER - BY FUND

PAGE NUMBER: 42  
ACCTPA21

SELECTION CRITERIA: transact.yr='20' and transact.period='3' and transact.fund like '%'  
ACCOUNTING PERIOD: 4/20

FUND - 2240 - IDEA B FORMULA

CASH ACCT	CHECK NO	ISSUE DT	VENDOR	NAME	BUDGET NUMBER	ACCNT	-----DESCRIPTION-----	SALES TAX	AMOUNT
11010000	126867	11/21/19	10009661	ASSESSMENT INTERVEN	22401199923040	62990000	VI & OM SERVICES AS	0.00	561.25
TOTAL CASH ACCOUNT								0.00	561.25
TOTAL FUND								0.00	561.25

SUNGARD PENTAMATION  
DATE: 12/12/2019  
TIME: 09:32:12

MEDINA VALLEY ISD  
CHECK REGISTER - BY FUND

PAGE NUMBER: 43  
ACCTPA21

SELECTION CRITERIA: transact.yr='20' and transact.period='3' and transact.fund like '%'  
ACCOUNTING PERIOD: 4/20

FUND - 2400 - FOOD SERVICE

CASH ACCT	CHECK NO	ISSUE DT	VENDOR	NAME	BUDGET NUMBER	ACCNT	-----DESCRIPTION-----	SALES TAX	AMOUNT
11010000	126658	11/07/19	10001807	BORDEN DAIRY COMPAN	24003504299130	63410000	MVMS-OPEN PO FOR 19	0.00	450.42
11010000	126658	11/07/19	10001807	BORDEN DAIRY COMPAN	24003504299130	63410000	MVMS-OPEN PO FOR 19	0.00	37.40
11010000	126658	11/07/19	10001807	BORDEN DAIRY COMPAN	24003504399130	63410000	LAMS-OPEN PO FOR 19	0.00	506.03
11010000	126658	11/07/19	10001807	BORDEN DAIRY COMPAN	24003504399130	63410000	LAMS-OPEN PO FOR 19	0.00	474.24
11010000	126658	11/07/19	10001807	BORDEN DAIRY COMPAN	24003510499130	63410000	LE-OPEN PO FOR 19-2	0.00	402.09
11010000	126658	11/07/19	10001807	BORDEN DAIRY COMPAN	24003510499130	63410000	LE-OPEN PO FOR 19-2	0.00	364.65
11010000	126658	11/07/19	10001807	BORDEN DAIRY COMPAN	24003510599130	63410000	PE-OPEN PO FOR 19-2	0.00	485.13
11010000	126658	11/07/19	10001807	BORDEN DAIRY COMPAN	24003510599130	63410000	PE-OPEN PO FOR 19-2	0.00	351.81
11010000	126658	11/07/19	10001807	BORDEN DAIRY COMPAN	24003510699130	63410000	LRE-OPEN PO FOR 19-	0.00	717.42
11010000	126658	11/07/19	10001807	BORDEN DAIRY COMPAN	24003510699130	63410000	LRE-OPEN PO FOR 19-	0.00	451.16
11010000	126658	11/07/19	10001807	BORDEN DAIRY COMPAN	24003510399130	63410000	CE-OPEN PO FOR 19-2	0.00	519.09
11010000	126658	11/07/19	10001807	BORDEN DAIRY COMPAN	24003510399130	63410000	CE-OPEN PO FOR 19-2	0.00	124.89
11010000	126658	11/07/19	10001807	BORDEN DAIRY COMPAN	24003500199130	63410000	HS-OPEN PO FOR 19-2	0.00	633.30
11010000	126658	11/07/19	10001807	BORDEN DAIRY COMPAN	24003500199130	63410000	HS-OPEN PO FOR 19-2	0.00	506.40
11010000	126658	11/07/19	10001807	BORDEN DAIRY COMPAN	24003500199130	63410000	HS-OPEN PO FOR 19-2	0.00	611.11
TOTAL CHECK								0.00	6,635.14
11010000	126666	11/07/19	10011678	CED INC/COLUMBIA EL	24003599999130	63190000	ELECTRICAL REPAIR P	0.00	860.62
11010000	126682	11/07/19	10000610	GULF COAST PAPER CO	24003504399130	63420000	OPEN PO FOR LAMS 20	0.00	550.14
11010000	126682	11/07/19	10000610	GULF COAST PAPER CO	24003510499130	63420000	OPEN PO FOR LE 2019	0.00	364.60
11010000	126682	11/07/19	10000610	GULF COAST PAPER CO	24003510599130	63420000	OPEN PO FOR PE 2019	0.00	344.88
11010000	126682	11/07/19	10000610	GULF COAST PAPER CO	24003510399130	63420000	OPEN PO FOR CE 2019	0.00	297.78
11010000	126682	11/07/19	10000610	GULF COAST PAPER CO	24003510699130	63420000	OPEN PO FOR LRE 201	0.00	478.28
TOTAL CHECK								0.00	2,035.68
11010000	126685	11/07/19	10011781	HARDIE'S FRESH FOOD	24003599999130	63410000	FOOD	0.00	-7.00
11010000	126685	11/07/19	10011781	HARDIE'S FRESH FOOD	24003599999130	63410000	FOOD	0.00	8.00
11010000	126685	11/07/19	10011781	HARDIE'S FRESH FOOD	24003599999130	63410000	FOOD	0.00	8.20
11010000	126685	11/07/19	10011781	HARDIE'S FRESH FOOD	24003599999130	63410000	FOOD	0.00	25.38
11010000	126685	11/07/19	10011781	HARDIE'S FRESH FOOD	24003599999130	63410000	FOOD	0.00	59.00
11010000	126685	11/07/19	10011781	HARDIE'S FRESH FOOD	24003599999130	63410000	FOOD	0.00	61.00
11010000	126685	11/07/19	10011781	HARDIE'S FRESH FOOD	24003599999130	63410000	FOOD	0.00	92.50
11010000	126685	11/07/19	10011781	HARDIE'S FRESH FOOD	24003599999130	63410000	FOOD	0.00	105.70
11010000	126685	11/07/19	10011781	HARDIE'S FRESH FOOD	24003599999130	63410000	FOOD	0.00	117.25
11010000	126685	11/07/19	10011781	HARDIE'S FRESH FOOD	24003599999130	63410000	FOOD	0.00	185.00
11010000	126685	11/07/19	10011781	HARDIE'S FRESH FOOD	24003599999130	63410000	FOOD	0.00	198.50
11010000	126685	11/07/19	10011781	HARDIE'S FRESH FOOD	24003599999130	63410000	FOOD	0.00	250.45
11010000	126685	11/07/19	10011781	HARDIE'S FRESH FOOD	24003599999130	63410000	FOOD	0.00	468.20
TOTAL CHECK								0.00	1,572.18
11010000	126698	11/07/19	10011411	KURZ & CO.	24003510499130	63410000	LE-OPEN PO FOR 19-2	0.00	242.98
11010000	126698	11/07/19	10011411	KURZ & CO.	24003504399130	63410000	LAMS-OPEN PO FOR 19	0.00	172.76
11010000	126698	11/07/19	10011411	KURZ & CO.	24003504299130	63410000	MVMS-OPEN PO FOR 19	0.00	157.90
11010000	126698	11/07/19	10011411	KURZ & CO.	24003504299130	63410000	MVMS-OPEN PO FOR 19	0.00	80.33
11010000	126698	11/07/19	10011411	KURZ & CO.	24003510599130	63410000	PE-OPEN PO FOR 19-2	0.00	302.23
11010000	126698	11/07/19	10011411	KURZ & CO.	24003510699130	63410000	LRE-OPEN PO FOR 19-	0.00	451.15
11010000	126698	11/07/19	10011411	KURZ & CO.	24003510399130	63410000	CE-OPEN PO FOR 19-2	0.00	120.85
11010000	126698	11/07/19	10011411	KURZ & CO.	24003500199130	63410000	HS-OPEN PO FOR 19-2	0.00	363.67
11010000	126698	11/07/19	10011411	KURZ & CO.	24003500199130	63410000	HS-OPEN PO FOR 19-2	0.00	108.79
TOTAL CHECK								0.00	2,000.66

SUNGARD PENTAMATION  
DATE: 12/12/2019  
TIME: 09:32:12

MEDINA VALLEY ISD  
CHECK REGISTER - BY FUND

PAGE NUMBER: 44  
ACCTPA21

SELECTION CRITERIA: transact.yr='20' and transact.period='3' and transact.fund like '%'  
ACCOUNTING PERIOD: 4/20

FUND - 2400 - FOOD SERVICE

CASH ACCT	CHECK NO	ISSUE DT	VENDOR	NAME	BUDGET NUMBER	ACCNT	----DESCRIPTION----	SALES TAX	AMOUNT
11010000	126702	11/07/19	10001902	LABATT INSTITUTIONA	24003599999130	63420000	NON FOOD	0.00	507.00
11010000	126702	11/07/19	10001902	LABATT INSTITUTIONA	24003599999130	63420000	NON FOOD	0.00	1,014.00
11010000	126702	11/07/19	10001902	LABATT INSTITUTIONA	24003599999130	63411302	A LA CARTE	0.00	18.76
11010000	126702	11/07/19	10001902	LABATT INSTITUTIONA	24003599999130	63411302	A LA CARTE	0.00	65.68
11010000	126702	11/07/19	10001902	LABATT INSTITUTIONA	24003599999130	63411302	A LA CARTE	0.00	90.70
11010000	126702	11/07/19	10001902	LABATT INSTITUTIONA	24003599999130	63411302	A LA CARTE	0.00	94.64
11010000	126702	11/07/19	10001902	LABATT INSTITUTIONA	24003599999130	63411302	A LA CARTE	0.00	94.67
11010000	126702	11/07/19	10001902	LABATT INSTITUTIONA	24003599999130	63411302	A LA CARTE	0.00	149.58
11010000	126702	11/07/19	10001902	LABATT INSTITUTIONA	24003599999130	63411302	A LA CARTE	0.00	234.14
11010000	126702	11/07/19	10001902	LABATT INSTITUTIONA	24003599999130	63411302	A LA CARTE	0.00	270.21
11010000	126702	11/07/19	10001902	LABATT INSTITUTIONA	24003599999130	63411302	A LA CARTE	0.00	726.38
11010000	126702	11/07/19	10001902	LABATT INSTITUTIONA	24003599999130	63420000	NON FOOD	0.00	23.86
11010000	126702	11/07/19	10001902	LABATT INSTITUTIONA	24003599999130	63420000	NON FOOD	0.00	38.13
11010000	126702	11/07/19	10001902	LABATT INSTITUTIONA	24003599999130	63420000	NON FOOD	0.00	48.60
11010000	126702	11/07/19	10001902	LABATT INSTITUTIONA	24003599999130	63420000	NON FOOD	0.00	55.92
11010000	126702	11/07/19	10001902	LABATT INSTITUTIONA	24003599999130	63420000	NON FOOD	0.00	63.40
11010000	126702	11/07/19	10001902	LABATT INSTITUTIONA	24003599999130	63420000	NON FOOD	0.00	83.09
11010000	126702	11/07/19	10001902	LABATT INSTITUTIONA	24003599999130	63420000	NON FOOD	0.00	87.88
11010000	126702	11/07/19	10001902	LABATT INSTITUTIONA	24003599999130	63420000	NON FOOD	0.00	100.62
11010000	126702	11/07/19	10001902	LABATT INSTITUTIONA	24003599999130	63420000	NON FOOD	0.00	128.61
11010000	126702	11/07/19	10001902	LABATT INSTITUTIONA	24003599999130	63420000	NON FOOD	0.00	130.59
11010000	126702	11/07/19	10001902	LABATT INSTITUTIONA	24003599999130	63420000	NON FOOD	0.00	138.64
11010000	126702	11/07/19	10001902	LABATT INSTITUTIONA	24003599999130	63420000	NON FOOD	0.00	191.97
11010000	126702	11/07/19	10001902	LABATT INSTITUTIONA	24003599999130	63420000	NON FOOD	0.00	200.37
11010000	126702	11/07/19	10001902	LABATT INSTITUTIONA	24003599999130	63410000	FOOD	0.00	-71.23
11010000	126702	11/07/19	10001902	LABATT INSTITUTIONA	24003599999130	63410000	FOOD	0.00	-24.65
11010000	126702	11/07/19	10001902	LABATT INSTITUTIONA	24003599999130	63410000	FOOD	0.00	18.35
11010000	126702	11/07/19	10001902	LABATT INSTITUTIONA	24003599999130	63410000	FOOD	0.00	66.61
11010000	126702	11/07/19	10001902	LABATT INSTITUTIONA	24003599999130	63410000	FOOD	0.00	88.70
11010000	126702	11/07/19	10001902	LABATT INSTITUTIONA	24003599999130	63410000	FOOD	0.00	133.50
11010000	126702	11/07/19	10001902	LABATT INSTITUTIONA	24003599999130	63410000	FOOD	0.00	165.18
11010000	126702	11/07/19	10001902	LABATT INSTITUTIONA	24003599999130	63410000	FOOD	0.00	424.50
11010000	126702	11/07/19	10001902	LABATT INSTITUTIONA	24003599999130	63410000	FOOD	0.00	439.22
11010000	126702	11/07/19	10001902	LABATT INSTITUTIONA	24003599999130	63410000	FOOD	0.00	1,668.11
11010000	126702	11/07/19	10001902	LABATT INSTITUTIONA	24003599999130	63410000	FOOD	0.00	1,728.03
11010000	126702	11/07/19	10001902	LABATT INSTITUTIONA	24003599999130	63410000	FOOD	0.00	1,742.24
11010000	126702	11/07/19	10001902	LABATT INSTITUTIONA	24003599999130	63410000	FOOD	0.00	1,742.27
11010000	126702	11/07/19	10001902	LABATT INSTITUTIONA	24003599999130	63410000	FOOD	0.00	1,879.07
11010000	126702	11/07/19	10001902	LABATT INSTITUTIONA	24003599999130	63410000	FOOD	0.00	1,909.38
11010000	126702	11/07/19	10001902	LABATT INSTITUTIONA	24003599999130	63410000	FOOD	0.00	1,920.47
11010000	126702	11/07/19	10001902	LABATT INSTITUTIONA	24003599999130	63410000	FOOD	0.00	2,114.24
11010000	126702	11/07/19	10001902	LABATT INSTITUTIONA	24003599999130	63410000	FOOD	0.00	2,366.74
11010000	126702	11/07/19	10001902	LABATT INSTITUTIONA	24003599999130	63410000	FOOD	0.00	2,665.64
11010000	126702	11/07/19	10001902	LABATT INSTITUTIONA	24003599999130	63410000	FOOD	0.00	2,908.16
11010000	126702	11/07/19	10001902	LABATT INSTITUTIONA	24003599999130	63410000	FOOD	0.00	2,928.78
11010000	126702	11/07/19	10001902	LABATT INSTITUTIONA	24003599999130	63410000	FOOD	0.00	2,960.14
11010000	126702	11/07/19	10001902	LABATT INSTITUTIONA	24003599999130	63410000	FOOD	0.00	3,257.60
11010000	126702	11/07/19	10001902	LABATT INSTITUTIONA	24003599999130	63410000	FOOD	0.00	3,505.58
11010000	126702	11/07/19	10001902	LABATT INSTITUTIONA	24003599999130	63410000	FOOD	0.00	3,626.06
11010000	126702	11/07/19	10001902	LABATT INSTITUTIONA	24003599999130	63410000	FOOD	0.00	3,939.58
TOTAL CHECK								0.00	48,659.71

SELECTION CRITERIA: transact.yr='20' and transact.period='3' and transact.fund like '%'  
 ACCOUNTING PERIOD: 4/20

FUND - 2400 - FOOD SERVICE

CASH ACCT	CHECK NO	ISSUE DT	VENDOR	NAME	BUDGET NUMBER	ACCNT	----DESCRIPTION----	SALES TAX	AMOUNT
11010000	126705	11/07/19	10011932	MELISSA ESQUIVEL	24000010400130	R5751000	REFUND REQUEST FOR	0.00	27.31
11010000	126714	11/07/19	10011887	PYE-BAKER FIRE & SA	24003599999130	62490000	OPEN PO FOR 19-20 F	0.00	171.00
11010000	126714	11/07/19	10011887	PYE-BAKER FIRE & SA	24003599999130	62490000	OPEN PO FOR 19-20 F	0.00	254.00
11010000	126714	11/07/19	10011887	PYE-BAKER FIRE & SA	24003599999130	62490000	OPEN PO FOR 19-20 F	0.00	198.00
11010000	126714	11/07/19	10011887	PYE-BAKER FIRE & SA	24003599999130	62490000	OPEN PO FOR 19-20 F	0.00	254.00
11010000	126714	11/07/19	10011887	PYE-BAKER FIRE & SA	24003599999130	62490000	OPEN PO FOR 19-20 F	0.00	180.00
11010000	126714	11/07/19	10011887	PYE-BAKER FIRE & SA	24003599999130	62490000	OPEN PO FOR 19-20 F	0.00	236.00
11010000	126714	11/07/19	10011887	PYE-BAKER FIRE & SA	24003599999130	62490000	OPEN PO FOR 19-20 F	0.00	198.00
TOTAL CHECK									1,491.00
11010000	126723	11/07/19	10010565	SERVICE INDUSTRIAL,	24003500199130	62690000	OPEN PO FOR 19-20 F	0.00	91.69
11010000	126723	11/07/19	10010565	SERVICE INDUSTRIAL,	24003504299130	62690000	OPEN PO FOR 19-20 F	0.00	41.34
11010000	126723	11/07/19	10010565	SERVICE INDUSTRIAL,	24003504399130	62690000	OPEN PO FOR 19-20 F	0.00	33.03
11010000	126723	11/07/19	10010565	SERVICE INDUSTRIAL,	24003510399130	62690000	OPEN PO FOR 19-20 F	0.00	36.23
11010000	126723	11/07/19	10010565	SERVICE INDUSTRIAL,	24003510499130	62690000	OPEN PO FOR 19-20 F	0.00	33.66
11010000	126723	11/07/19	10010565	SERVICE INDUSTRIAL,	24003510599130	62690000	OPEN PO FOR 19-20 F	0.00	29.83
11010000	126723	11/07/19	10010565	SERVICE INDUSTRIAL,	24003510699130	62690000	OPEN PO FOR 19-20 F	0.00	35.47
TOTAL CHECK									301.25
11010000	126739	11/07/19	10000356	WALMART	24003504399130	63421302	OPEN PO FOR L.A.M.S	0.00	31.19
11010000	126739	11/07/19	10000356	WALMART	24003599999130	63410000	OPEN PO FOR 2019-20	0.00	22.58
TOTAL CHECK									53.77
11010000	126750	11/14/19	10000083	ACE MART RESTAURANT	24003500199130	63990000	OPEN PO FOR 2019-20	0.00	344.16
11010000	126759	11/14/19	10001807	BORDEN DAIRY COMPAN	24003510699130	63410000	LRE-OPEN PO FOR 19-	0.00	731.87
11010000	126759	11/14/19	10001807	BORDEN DAIRY COMPAN	24003510699130	63410000	LRE-OPEN PO FOR 19-	0.00	454.97
11010000	126759	11/14/19	10001807	BORDEN DAIRY COMPAN	24003510499130	63410000	LE-OPEN PO FOR 19-2	0.00	387.42
11010000	126759	11/14/19	10001807	BORDEN DAIRY COMPAN	24003510499130	63410000	LE-OPEN PO FOR 19-2	0.00	439.74
11010000	126759	11/14/19	10001807	BORDEN DAIRY COMPAN	24003500199130	63410000	HS-OPEN PO FOR 19-2	0.00	496.43
11010000	126759	11/14/19	10001807	BORDEN DAIRY COMPAN	24003500199130	63410000	HS-OPEN PO FOR 19-2	0.00	25.37
11010000	126759	11/14/19	10001807	BORDEN DAIRY COMPAN	24003504299130	63410000	MVMS-OPEN PO FOR 19	0.00	307.23
11010000	126759	11/14/19	10001807	BORDEN DAIRY COMPAN	24003504299130	63410000	MVMS-OPEN PO FOR 19	0.00	203.15
11010000	126759	11/14/19	10001807	BORDEN DAIRY COMPAN	24003504399130	63410000	LAMS-OPEN PO FOR 19	0.00	610.68
11010000	126759	11/14/19	10001807	BORDEN DAIRY COMPAN	24003504399130	63410000	LAMS-OPEN PO FOR 19	0.00	514.73
11010000	126759	11/14/19	10001807	BORDEN DAIRY COMPAN	24003510399130	63410000	CE-OPEN PO FOR 19-2	0.00	6.23
11010000	126759	11/14/19	10001807	BORDEN DAIRY COMPAN	24003510399130	63410000	CE-OPEN PO FOR 19-2	0.00	229.61
11010000	126759	11/14/19	10001807	BORDEN DAIRY COMPAN	24003510399130	63410000	CE-OPEN PO FOR 19-2	0.00	540.54
11010000	126759	11/14/19	10001807	BORDEN DAIRY COMPAN	24003510599130	63410000	PE-OPEN PO FOR 19-2	0.00	355.27
11010000	126759	11/14/19	10001807	BORDEN DAIRY COMPAN	24003510599130	63410000	PE-OPEN PO FOR 19-2	0.00	515.09
TOTAL CHECK									5,818.33
11010000	126760	11/14/19	10011423	BULL'S EYE BRANDS I	24003500199130	63410000	OPEN PO FOR FOOD	0.00	1,831.34
11010000	126760	11/14/19	10011423	BULL'S EYE BRANDS I	24003500199130	63410000	OPEN PO FOR FOOD	0.00	2,680.02
11010000	126760	11/14/19	10011423	BULL'S EYE BRANDS I	24003500199130	63410000	OPEN PO FOR FOOD	0.00	1,725.72
11010000	126760	11/14/19	10011423	BULL'S EYE BRANDS I	24003504399130	63410000	OPEN PO FOR LAMS FO	0.00	1,323.75
11010000	126760	11/14/19	10011423	BULL'S EYE BRANDS I	24003500199130	63420000	OPEN PO FOR NON FOO	0.00	291.48
11010000	126760	11/14/19	10011423	BULL'S EYE BRANDS I	24003500199130	63420000	OPEN PO FOR NON FOO	0.00	458.04
11010000	126760	11/14/19	10011423	BULL'S EYE BRANDS I	24003500199130	63420000	OPEN PO FOR NON FOO	0.00	291.48
11010000	126760	11/14/19	10011423	BULL'S EYE BRANDS I	24003504399130	63420000	OPEN PO FOR NON FOO	0.00	166.56
TOTAL CHECK									8,768.39

SUNGARD PENTAMATION  
 DATE: 12/12/2019  
 TIME: 09:32:12

MEDINA VALLEY ISD  
 CHECK REGISTER - BY FUND

PAGE NUMBER: 46  
 ACCTPA21

SELECTION CRITERIA: transact.yr='20' and transact.period='3' and transact.fund like '%'  
 ACCOUNTING PERIOD: 4/20

FUND - 2400 - FOOD SERVICE

CASH ACCT	CHECK NO	ISSUE DT	VENDOR	NAME	BUDGET NUMBER	ACCNT	-----DESCRIPTION-----	SALES TAX	AMOUNT
11010000	126774	11/14/19	10001828	COMMERCIAL KITCHEN	24003510599130	62490000	OPEN PO FOR 19-20 K	0.00	258.54
11010000	126774	11/14/19	10001828	COMMERCIAL KITCHEN	24003510599130	62490000	OPEN PO FOR 19-20 K	0.00	180.47
11010000	126774	11/14/19	10001828	COMMERCIAL KITCHEN	24003510699130	62490000	OPEN PO FOR 19-20 K	0.00	219.00
11010000	126774	11/14/19	10001828	COMMERCIAL KITCHEN	24003510599130	62490000	OPEN PO FOR 19-20 K	0.00	159.18
11010000	126774	11/14/19	10001828	COMMERCIAL KITCHEN	24003500199130	62490000	OPEN PO FOR 19-20 K	0.00	182.47
TOTAL CHECK									999.66
11010000	126792	11/14/19	10000610	GULF COAST PAPER CO	24003500199130	63420000	OPEN PO FOR HS 2019	0.00	472.08
11010000	126792	11/14/19	10000610	GULF COAST PAPER CO	24003504299130	63420000	OPEN PO FOR MVMS 20	0.00	516.42
11010000	126792	11/14/19	10000610	GULF COAST PAPER CO	24003504299130	63420000	OPEN PO FOR MVMS 20	0.00	21.48
11010000	126792	11/14/19	10000610	GULF COAST PAPER CO	24003504399130	63420000	OPEN PO FOR LAMS 20	0.00	398.09
11010000	126792	11/14/19	10000610	GULF COAST PAPER CO	24003510399130	63420000	OPEN PO FOR CE 2019	0.00	324.58
11010000	126792	11/14/19	10000610	GULF COAST PAPER CO	24003510499130	63420000	OPEN PO FOR LE 2019	0.00	305.16
11010000	126792	11/14/19	10000610	GULF COAST PAPER CO	24003510699130	63420000	OPEN PO FOR LRE 201	0.00	274.94
TOTAL CHECK									2,312.75
11010000	126794	11/14/19	10011781	HARDIE'S FRESH FOOD	24003599999130	63410000	OPEN PO FOR 19-20 F	0.00	185.00
11010000	126794	11/14/19	10011781	HARDIE'S FRESH FOOD	24003599999130	63410000	OPEN PO FOR 19-20 F	0.00	280.25
11010000	126794	11/14/19	10011781	HARDIE'S FRESH FOOD	24003599999130	63410000	OPEN PO FOR 19-20 F	0.00	16.78
11010000	126794	11/14/19	10011781	HARDIE'S FRESH FOOD	24003599999130	63410000	OPEN PO FOR 19-20 F	0.00	337.18
11010000	126794	11/14/19	10011781	HARDIE'S FRESH FOOD	24003599999130	63410000	OPEN PO FOR 19-20 F	0.00	240.54
11010000	126794	11/14/19	10011781	HARDIE'S FRESH FOOD	24003599999130	63410000	OPEN PO FOR 19-20 F	0.00	47.50
11010000	126794	11/14/19	10011781	HARDIE'S FRESH FOOD	24003599999130	63410000	OPEN PO FOR 19-20 F	0.00	-17.00
11010000	126794	11/14/19	10011781	HARDIE'S FRESH FOOD	24003599999130	63410000	OPEN PO FOR 19-20 F	0.00	190.99
11010000	126794	11/14/19	10011781	HARDIE'S FRESH FOOD	24003599999130	63410000	OPEN PO FOR 19-20 F	0.00	17.00
11010000	126794	11/14/19	10011781	HARDIE'S FRESH FOOD	24003599999130	63410000	OPEN PO FOR 19-20 F	0.00	98.75
11010000	126794	11/14/19	10011781	HARDIE'S FRESH FOOD	24003599999130	63410000	OPEN PO FOR 19-20 F	0.00	92.50
TOTAL CHECK									1,489.49
11010000	126805	11/14/19	10011411	KURZ & CO.	24003510699130	63410000	LRE-OPEN PO FOR 19-	0.00	356.35
11010000	126805	11/14/19	10011411	KURZ & CO.	24003510499130	63410000	LE-OPEN PO FOR 19-2	0.00	187.81
11010000	126805	11/14/19	10011411	KURZ & CO.	24003500199130	63410000	HS-OPEN PO FOR 19-2	0.00	132.71
11010000	126805	11/14/19	10011411	KURZ & CO.	24003510599130	63410000	PE-OPEN PO FOR 19-2	0.00	262.30
11010000	126805	11/14/19	10011411	KURZ & CO.	24003500199130	63410000	HS-OPEN PO FOR 19-2	0.00	289.03
11010000	126805	11/14/19	10011411	KURZ & CO.	24003504299130	63410000	MVMS-OPEN PO FOR 19	0.00	82.94
11010000	126805	11/14/19	10011411	KURZ & CO.	24003504299130	63410000	MVMS-OPEN PO FOR 19	0.00	115.37
11010000	126805	11/14/19	10011411	KURZ & CO.	24003504399130	63410000	LAMS-OPEN PO FOR 19	0.00	209.60
11010000	126805	11/14/19	10011411	KURZ & CO.	24003510399130	63410000	CE-OPEN PO FOR 19-2	0.00	133.33
TOTAL CHECK									1,769.44
11010000	126807	11/14/19	10001902	LABATT INSTITUTIONA	24003599999130	63410000	FOOD	0.00	53.52
11010000	126807	11/14/19	10001902	LABATT INSTITUTIONA	24003599999130	63410000	FOOD	0.00	128.04
11010000	126807	11/14/19	10001902	LABATT INSTITUTIONA	24003599999130	63410000	FOOD	0.00	253.51
11010000	126807	11/14/19	10001902	LABATT INSTITUTIONA	24003599999130	63410000	FOOD	0.00	287.96
11010000	126807	11/14/19	10001902	LABATT INSTITUTIONA	24003599999130	63410000	FOOD	0.00	390.44
11010000	126807	11/14/19	10001902	LABATT INSTITUTIONA	24003599999130	63410000	FOOD	0.00	593.60
11010000	126807	11/14/19	10001902	LABATT INSTITUTIONA	24003599999130	63410000	FOOD	0.00	1,502.57
11010000	126807	11/14/19	10001902	LABATT INSTITUTIONA	24003599999130	63410000	FOOD	0.00	1,580.39
11010000	126807	11/14/19	10001902	LABATT INSTITUTIONA	24003599999130	63410000	FOOD	0.00	1,953.70
11010000	126807	11/14/19	10001902	LABATT INSTITUTIONA	24003599999130	63410000	FOOD	0.00	2,059.45
11010000	126807	11/14/19	10001902	LABATT INSTITUTIONA	24003599999130	63410000	FOOD	0.00	2,102.13

SUNGARD PENTAMATION  
 DATE: 12/12/2019  
 TIME: 09:32:12

MEDINA VALLEY ISD  
 CHECK REGISTER - BY FUND

PAGE NUMBER: 47  
 ACCTPA21

SELECTION CRITERIA: transact.yr='20' and transact.period='3' and transact.fund like '%'  
 ACCOUNTING PERIOD: 4/20

FUND - 2400 - FOOD SERVICE

CASH ACCT	CHECK NO	ISSUE DT	VENDOR	NAME	BUDGET NUMBER	ACCNT	----DESCRIPTION----	SALES TAX	AMOUNT
11010000	126807	11/14/19	10001902	LABATT INSTITUTIONA	24003599999130	63410000	FOOD	0.00	2,464.02
11010000	126807	11/14/19	10001902	LABATT INSTITUTIONA	24003599999130	63410000	FOOD	0.00	3,121.36
11010000	126807	11/14/19	10001902	LABATT INSTITUTIONA	24003599999130	63410000	FOOD	0.00	3,238.19
11010000	126807	11/14/19	10001902	LABATT INSTITUTIONA	24003599999130	63410000	FOOD	0.00	4,242.67
11010000	126807	11/14/19	10001902	LABATT INSTITUTIONA	24003599999130	63420000	NON FOOD	0.00	23.86
11010000	126807	11/14/19	10001902	LABATT INSTITUTIONA	24003599999130	63420000	NON FOOD	0.00	26.57
11010000	126807	11/14/19	10001902	LABATT INSTITUTIONA	24003599999130	63420000	NON FOOD	0.00	54.76
11010000	126807	11/14/19	10001902	LABATT INSTITUTIONA	24003599999130	63420000	NON FOOD	0.00	58.45
11010000	126807	11/14/19	10001902	LABATT INSTITUTIONA	24003599999130	63420000	NON FOOD	0.00	66.90
11010000	126807	11/14/19	10001902	LABATT INSTITUTIONA	24003599999130	63420000	NON FOOD	0.00	80.25
11010000	126807	11/14/19	10001902	LABATT INSTITUTIONA	24003599999130	63420000	NON FOOD	0.00	109.25
11010000	126807	11/14/19	10001902	LABATT INSTITUTIONA	24003599999130	63420000	NON FOOD	0.00	126.51
11010000	126807	11/14/19	10001902	LABATT INSTITUTIONA	24003599999130	63420000	NON FOOD	0.00	153.16
11010000	126807	11/14/19	10001902	LABATT INSTITUTIONA	24003599999130	63420000	NON FOOD	0.00	166.02
11010000	126807	11/14/19	10001902	LABATT INSTITUTIONA	24003599999130	63420000	NON FOOD	0.00	263.24
11010000	126807	11/14/19	10001902	LABATT INSTITUTIONA	24003599999130	63420000	NON FOOD	0.00	317.70
11010000	126807	11/14/19	10001902	LABATT INSTITUTIONA	24003599999130	63411302	A LA CARTE	0.00	146.32
11010000	126807	11/14/19	10001902	LABATT INSTITUTIONA	24003599999130	63411302	A LA CARTE	0.00	146.49
11010000	126807	11/14/19	10001902	LABATT INSTITUTIONA	24003599999130	63411302	A LA CARTE	0.00	154.55
11010000	126807	11/14/19	10001902	LABATT INSTITUTIONA	24003599999130	63411302	A LA CARTE	0.00	160.13
11010000	126807	11/14/19	10001902	LABATT INSTITUTIONA	24003599999130	63411302	A LA CARTE	0.00	190.76
11010000	126807	11/14/19	10001902	LABATT INSTITUTIONA	24003599999130	63411302	A LA CARTE	0.00	237.14
11010000	126807	11/14/19	10001902	LABATT INSTITUTIONA	24003599999130	63411302	A LA CARTE	0.00	240.80
11010000	126807	11/14/19	10001902	LABATT INSTITUTIONA	24003599999130	63411302	A LA CARTE	0.00	320.70
11010000	126807	11/14/19	10001902	LABATT INSTITUTIONA	24003599999130	63411302	A LA CARTE	0.00	323.67
11010000	126807	11/14/19	10001902	LABATT INSTITUTIONA	24003599999130	63411302	A LA CARTE	0.00	334.73
TOTAL CHECK									27,753.76
11010000	126829	11/14/19	10010565	SERVICE INDUSTRIAL,	24003510499130	62690000	OPEN PO FOR 19-20 F	0.00	33.66
11010000	126829	11/14/19	10010565	SERVICE INDUSTRIAL,	24003510699130	62690000	OPEN PO FOR 19-20 F	0.00	35.47
11010000	126829	11/14/19	10010565	SERVICE INDUSTRIAL,	24003500199130	62690000	OPEN PO FOR 19-20 F	0.00	98.18
11010000	126829	11/14/19	10010565	SERVICE INDUSTRIAL,	24003504299130	62690000	OPEN PO FOR 19-20 F	0.00	41.34
11010000	126829	11/14/19	10010565	SERVICE INDUSTRIAL,	24003504399130	62690000	OPEN PO FOR 19-20 F	0.00	33.03
11010000	126829	11/14/19	10010565	SERVICE INDUSTRIAL,	24003510399130	62690000	OPEN PO FOR 19-20 F	0.00	36.23
11010000	126829	11/14/19	10010565	SERVICE INDUSTRIAL,	24003510599130	62690000	OPEN PO FOR 19-20 F	0.00	29.83
TOTAL CHECK									307.74
11010000	126837	11/14/19	10011822	SUSAN JAIME COFFEE	24003500199130	63980000	MACHINE INSTALL, ST	0.00	650.00
11010000	126838	11/14/19	10010516	SYSCO USA I, INC./S	24003510699130	63410000	LRE-OPEN PO FOR FOO	0.00	15.48
11010000	126838	11/14/19	10010516	SYSCO USA I, INC./S	24003504399130	63410000	LAMS-OPEN PO FOR FO	0.00	15.48
11010000	126838	11/14/19	10010516	SYSCO USA I, INC./S	24003504399130	63410000	LAMS-OPEN PO FOR FO	0.00	14.18
11010000	126838	11/14/19	10010516	SYSCO USA I, INC./S	24003510599130	63410000	PE-OPEN PO FOR FOOD	0.00	30.96
11010000	126838	11/14/19	10010516	SYSCO USA I, INC./S	24003510599130	63410000	PE-OPEN PO FOR FOOD	0.00	30.96
11010000	126838	11/14/19	10010516	SYSCO USA I, INC./S	24003510699130	63411302	LRE-OPEN PO FOR FOO	0.00	134.58
11010000	126838	11/14/19	10010516	SYSCO USA I, INC./S	24003504399130	63411302	LAMS-OPEN PO FOR FO	0.00	110.16
11010000	126838	11/14/19	10010516	SYSCO USA I, INC./S	24003504399130	63411302	LAMS-OPEN PO FOR FO	0.00	172.25
11010000	126838	11/14/19	10010516	SYSCO USA I, INC./S	24003510599130	63411302	PE-OPEN PO FOR FOOD	0.00	73.34
TOTAL CHECK									597.39
11010000	126863	11/21/19	10000083	ACE MART RESTAURANT	24003504299130	63990000	OPEN PO FOR 2019-20	0.00	275.80

SELECTION CRITERIA: transact.yr='20' and transact.period='3' and transact.fund like '%'  
 ACCOUNTING PERIOD: 4/20

FUND - 2400 - FOOD SERVICE

CASH ACCT	CHECK NO	ISSUE DT	VENDOR	NAME	BUDGET NUMBER	ACCNT	----DESCRIPTION----	SALES TAX	AMOUNT
11010000	126878	11/21/19	10001807	BORDEN DAIRY COMPAN	24003510699130	63410000	LRE-OPEN PO FOR 19-	0.00	496.77
11010000	126878	11/21/19	10001807	BORDEN DAIRY COMPAN	24003510699130	63410000	LRE-OPEN PO FOR 19-	0.00	861.56
11010000	126878	11/21/19	10001807	BORDEN DAIRY COMPAN	24003500199130	63410000	HS-OPEN PO FOR 19-2	0.00	640.76
11010000	126878	11/21/19	10001807	BORDEN DAIRY COMPAN	24003500199130	63410000	HS-OPEN PO FOR 19-2	0.00	443.76
11010000	126878	11/21/19	10001807	BORDEN DAIRY COMPAN	24003504299130	63410000	MVMS-OPEN PO FOR 19	0.00	357.84
11010000	126878	11/21/19	10001807	BORDEN DAIRY COMPAN	24003504299130	63410000	MVMS-OPEN PO FOR 19	0.00	332.89
11010000	126878	11/21/19	10001807	BORDEN DAIRY COMPAN	24003504399130	63410000	LAMS-OPEN PO FOR 19	0.00	623.14
11010000	126878	11/21/19	10001807	BORDEN DAIRY COMPAN	24003504399130	63410000	LAMS-OPEN PO FOR 19	0.00	508.50
11010000	126878	11/21/19	10001807	BORDEN DAIRY COMPAN	24003510399130	63410000	CE-OPEN PO FOR 19-2	0.00	232.10
11010000	126878	11/21/19	10001807	BORDEN DAIRY COMPAN	24003510399130	63410000	CE-OPEN PO FOR 19-2	0.00	527.85
11010000	126878	11/21/19	10001807	BORDEN DAIRY COMPAN	24003510499130	63410000	LE-OPEN PO FOR 19-2	0.00	370.82
11010000	126878	11/21/19	10001807	BORDEN DAIRY COMPAN	24003510499130	63410000	LE-OPEN PO FOR 19-2	0.00	462.57
11010000	126878	11/21/19	10001807	BORDEN DAIRY COMPAN	24003510599130	63410000	PE-OPEN PO FOR 19-2	0.00	621.90
11010000	126878	11/21/19	10001807	BORDEN DAIRY COMPAN	24003510599130	63410000	PE-OPEN PO FOR 19-2	0.00	351.53
TOTAL CHECK									6,831.99
11010000	126886	11/21/19	10011678	CED INC/COLUMBIA EL	24003599999130	63190000	ELECTRICAL REPAIR P	0.00	381.52
11010000	126892	11/21/19	10001828	COMMERCIAL KITCHEN	24003510599130	62490000	OPEN PO FOR 19-20 K	0.00	-159.18
11010000	126892	11/21/19	10001828	COMMERCIAL KITCHEN	24003510599130	62490000	OPEN PO FOR 19-20 K	0.00	179.83
TOTAL CHECK									20.65
11010000	126924	11/21/19	10000610	GULF COAST PAPER CO	24003500199130	63420000	OPEN PO FOR HS 2019	0.00	309.30
11010000	126924	11/21/19	10000610	GULF COAST PAPER CO	24003500199130	63420000	OPEN PO FOR HS 2019	0.00	535.24
11010000	126924	11/21/19	10000610	GULF COAST PAPER CO	24003504399130	63420000	OPEN PO FOR LAMS 20	0.00	392.07
11010000	126924	11/21/19	10000610	GULF COAST PAPER CO	24003510499130	63420000	OPEN PO FOR LE 2019	0.00	329.52
11010000	126924	11/21/19	10000610	GULF COAST PAPER CO	24003510599130	63420000	OPEN PO FOR PE 2019	0.00	633.59
11010000	126924	11/21/19	10000610	GULF COAST PAPER CO	24003510699130	63420000	OPEN PO FOR LRE 201	0.00	456.48
TOTAL CHECK									2,656.20
11010000	126928	11/21/19	10011781	HARDIE'S FRESH FOOD	24003599999130	63410000	OPEN PO FOR 19-20 F	0.00	182.00
11010000	126928	11/21/19	10011781	HARDIE'S FRESH FOOD	24003599999130	63410000	OPEN PO FOR 19-20 F	0.00	289.73
11010000	126928	11/21/19	10011781	HARDIE'S FRESH FOOD	24003599999130	63410000	OPEN PO FOR 19-20 F	0.00	143.50
11010000	126928	11/21/19	10011781	HARDIE'S FRESH FOOD	24003599999130	63410000	OPEN PO FOR 19-20 F	0.00	192.45
11010000	126928	11/21/19	10011781	HARDIE'S FRESH FOOD	24003599999130	63410000	OPEN PO FOR 19-20 F	0.00	84.48
11010000	126928	11/21/19	10011781	HARDIE'S FRESH FOOD	24003599999130	63410000	OPEN PO FOR 19-20 F	0.00	185.00
11010000	126928	11/21/19	10011781	HARDIE'S FRESH FOOD	24003599999130	63410000	OPEN PO FOR 19-20 F	0.00	216.45
TOTAL CHECK									1,293.61
11010000	126947	11/21/19	10011411	KURZ & CO.	24003500199130	63410000	HS-OPEN PO FOR 19-2	0.00	143.16
11010000	126947	11/21/19	10011411	KURZ & CO.	24003504299130	63410000	MVMS-OPEN PO FOR 19	0.00	162.29
11010000	126947	11/21/19	10011411	KURZ & CO.	24003504299130	63410000	MVMS-OPEN PO FOR 19	0.00	58.65
11010000	126947	11/21/19	10011411	KURZ & CO.	24003504399130	63410000	LAMS-OPEN PO FOR 19	0.00	177.96
11010000	126947	11/21/19	10011411	KURZ & CO.	24003510399130	63410000	CE-OPEN PO FOR 19-2	0.00	163.66
11010000	126947	11/21/19	10011411	KURZ & CO.	24003510499130	63410000	LE-OPEN PO FOR 19-2	0.00	221.95
11010000	126947	11/21/19	10011411	KURZ & CO.	24003510599130	63410000	PE-OPEN PO FOR 19-2	0.00	247.16
11010000	126947	11/21/19	10011411	KURZ & CO.	24003510699130	63410000	LRE-OPEN PO FOR 19-	0.00	283.38
11010000	126947	11/21/19	10011411	KURZ & CO.	24003504399130	63411302	LAMS-OPEN PO FOR 19	0.00	31.64
TOTAL CHECK									1,489.85
11010000	126964	11/21/19	10003042	MISSION RESTAURANT	24003500199130	63990000	OPEN PO FOR 2019-20	0.00	172.00

SUNGARD PENTAMATION  
 DATE: 12/12/2019  
 TIME: 09:32:12

MEDINA VALLEY ISD  
 CHECK REGISTER - BY FUND

PAGE NUMBER: 49  
 ACCTPA21

SELECTION CRITERIA: transact.yr='20' and transact.period='3' and transact.fund like '%'  
 ACCOUNTING PERIOD: 4/20

FUND - 2400 - FOOD SERVICE

CASH ACCT	CHECK NO	ISSUE DT	VENDOR	NAME	BUDGET NUMBER	ACCNT	----DESCRIPTION----	SALES TAX	AMOUNT
11010000	126964	11/21/19	10003042	MISSION RESTAURANT	24003504299130	63990000	OPEN PO FOR 2019-20	0.00	43.00
11010000	126964	11/21/19	10003042	MISSION RESTAURANT	24003504399130	63990000	OPEN PO FOR 2019-20	0.00	43.00
11010000	126964	11/21/19	10003042	MISSION RESTAURANT	24003510399130	63990000	OPEN PO FOR 2019-20	0.00	43.00
11010000	126964	11/21/19	10003042	MISSION RESTAURANT	24003510499130	63990000	OPEN PO FOR 2019-20	0.00	43.00
11010000	126964	11/21/19	10003042	MISSION RESTAURANT	24003510599130	63990000	OPEN PO FOR 2019-20	0.00	43.00
11010000	126964	11/21/19	10003042	MISSION RESTAURANT	24003510699130	63990000	OPEN PO FOR 2019-20	0.00	43.00
11010000	126964	11/21/19	10003042	MISSION RESTAURANT	24003500199130	63990000	OPEN PO FOR 2019-20	0.00	99.00
11010000	126964	11/21/19	10003042	MISSION RESTAURANT	24003504299130	63990000	OPEN PO FOR 2019-20	0.00	36.00
11010000	126964	11/21/19	10003042	MISSION RESTAURANT	24003504399130	63990000	OPEN PO FOR 2019-20	0.00	36.00
11010000	126964	11/21/19	10003042	MISSION RESTAURANT	24003510399130	63990000	OPEN PO FOR 2019-20	0.00	36.00
11010000	126964	11/21/19	10003042	MISSION RESTAURANT	24003510499130	63990000	OPEN PO FOR 2019-20	0.00	36.00
11010000	126964	11/21/19	10003042	MISSION RESTAURANT	24003510599130	63990000	OPEN PO FOR 2019-20	0.00	36.00
11010000	126964	11/21/19	10003042	MISSION RESTAURANT	24003510699130	63990000	OPEN PO FOR 2019-20	0.00	36.00
TOTAL CHECK								0.00	745.00
11010000	127001	11/21/19	10010565	SERVICE INDUSTRIAL,	24003500199130	62690000	OPEN PO FOR 19-20 F	0.00	104.65
11010000	127001	11/21/19	10010565	SERVICE INDUSTRIAL,	24003504299130	62690000	OPEN PO FOR 19-20 F	0.00	41.34
11010000	127001	11/21/19	10010565	SERVICE INDUSTRIAL,	24003504399130	62690000	OPEN PO FOR 19-20 F	0.00	33.03
11010000	127001	11/21/19	10010565	SERVICE INDUSTRIAL,	24003510399130	62690000	OPEN PO FOR 19-20 F	0.00	36.23
11010000	127001	11/21/19	10010565	SERVICE INDUSTRIAL,	24003510499130	62690000	OPEN PO FOR 19-20 F	0.00	33.66
11010000	127001	11/21/19	10010565	SERVICE INDUSTRIAL,	24003510599130	62690000	OPEN PO FOR 19-20 F	0.00	29.83
11010000	127001	11/21/19	10010565	SERVICE INDUSTRIAL,	24003510699130	62690000	OPEN PO FOR 19-20 F	0.00	35.47
TOTAL CHECK								0.00	314.21
11010000	127010	11/21/19	10010516	SYSCO USA I, INC./S	24003510599130	63411302	PE-OPEN PO FOR FOOD	0.00	388.84
11010000	127010	11/21/19	10010516	SYSCO USA I, INC./S	24003510699130	63411302	LRE-OPEN PO FOR FOO	0.00	256.13
11010000	127010	11/21/19	10010516	SYSCO USA I, INC./S	24003510699130	63411302	LRE-OPEN PO FOR FOO	0.00	53.90
11010000	127010	11/21/19	10010516	SYSCO USA I, INC./S	24003510499130	63411302	LE-OPEN PO FOR FOOD	0.00	247.56
11010000	127010	11/21/19	10010516	SYSCO USA I, INC./S	24003510499130	63411302	LE-OPEN PO FOR FOOD	0.00	53.90
11010000	127010	11/21/19	10010516	SYSCO USA I, INC./S	24003504299130	63411302	MVMS-OPEN PO FOR FO	0.00	53.90
11010000	127010	11/21/19	10010516	SYSCO USA I, INC./S	24003504399130	63411302	LAMS-OPEN PO FOR FO	0.00	53.90
11010000	127010	11/21/19	10010516	SYSCO USA I, INC./S	24003510399130	63411302	CE-OPEN PO FOR FOOD	0.00	269.33
TOTAL CHECK								0.00	1,377.46
11010000	127026	11/21/19	10000356	WALMART	24003599999130	63990000	OPEN PO FOR 2019-20	0.00	110.56
TOTAL CASH ACCOUNT								0.00	129,945.28
TOTAL FUND								0.00	129,945.28

SUNGARD PENTAMATION  
DATE: 12/12/2019  
TIME: 09:32:12

MEDINA VALLEY ISD  
CHECK REGISTER - BY FUND

PAGE NUMBER: 50  
ACCTPA21

SELECTION CRITERIA: transact.yr='20' and transact.period='3' and transact.fund like '%'  
ACCOUNTING PERIOD: 4/20

FUND - 2440 - CARL PERKINS-CAREER/TECH

CASH ACCT	CHECK NO	ISSUE DT	VENDOR	NAME	BUDGET NUMBER	ACCNT	-----DESCRIPTION-----	SALES TAX	AMOUNT
11010000	126893	11/21/19	10010489	CONTRACTORS APPRENT	24401300122040	64110000	INSTRUCTOR CERTIFIC	0.00	250.00
TOTAL CASH ACCOUNT								0.00	250.00
TOTAL FUND								0.00	250.00

SUNGARD PENTAMATION  
DATE: 12/12/2019  
TIME: 09:32:12

MEDINA VALLEY ISD  
CHECK REGISTER - BY FUND

PAGE NUMBER: 51  
ACCTPA21

SELECTION CRITERIA: transact.yr='20' and transact.period='3' and transact.fund like '%'  
ACCOUNTING PERIOD: 4/20

FUND - 3850 - SSVI-VISUALLY IMPAIRED

CASH ACCT	CHECK NO	ISSUE DT	VENDOR	NAME	BUDGET NUMBER	ACCNT	-----DESCRIPTION-----	SALES TAX	AMOUNT
11010000	126867	11/21/19	10009661	ASSESSMENT INTERVEN	38501199923040	62990000	VI SERVICES	0.00	1,500.00
TOTAL CASH ACCOUNT								0.00	1,500.00
TOTAL FUND								0.00	1,500.00

SUNGARD PENTAMATION  
 DATE: 12/12/2019  
 TIME: 09:32:12

MEDINA VALLEY ISD  
 CHECK REGISTER - BY FUND

PAGE NUMBER: 52  
 ACCTPA21

SELECTION CRITERIA: transact.yr='20' and transact.period='3' and transact.fund like '%'  
 ACCOUNTING PERIOD: 4/20

FUND - 4100 - INSTRUC MATERIALS ALLOT.

CASH ACCT	CHECK NO	ISSUE DT	VENDOR	NAME	BUDGET NUMBER	ACCNT	----DESCRIPTION----	SALES TAX	AMOUNT
11010000	126712	11/07/19	10004908	PEARSON DIGITAL LEA	41001110611040	6321D000	OWL -OPENING THE WO	0.00	3,612.47
11010000	126956	11/21/19	10005965	MCGRAW-HILL EDUCATI	41001110411040	6399D000	READING WONDERS TEX	0.00	2,565.00
11010000	126956	11/21/19	10005965	MCGRAW-HILL EDUCATI	41001110511040	6399D000	READING WONDERS TEX	0.00	5,985.00
11010000	126956	11/21/19	10005965	MCGRAW-HILL EDUCATI	41001110311040	6399D000	READING WONDER YEAR	0.00	13,266.00
11010000	126956	11/21/19	10005965	MCGRAW-HILL EDUCATI	41001110511040	6399D000	READING WONDERS TEX	0.00	4,344.12
11010000	126956	11/21/19	10005965	MCGRAW-HILL EDUCATI	41001110311040	6399D000	READING WONDERS TEX	0.00	1,710.00
11010000	126956	11/21/19	10005965	MCGRAW-HILL EDUCATI	41001110411040	6399D000	READING WONDERS TEX	0.00	3,762.00
11010000	126956	11/21/19	10005965	MCGRAW-HILL EDUCATI	41001110511040	6399D000	READING WONDERS TEX	0.00	2,052.00
11010000	126956	11/21/19	10005965	MCGRAW-HILL EDUCATI	41001110311040	6399D000	READING WONDERS TEX	0.00	3,975.00
11010000	126956	11/21/19	10005965	MCGRAW-HILL EDUCATI	41001110511040	6399D000	READING WONDERS TEX	0.00	3,975.00
11010000	126956	11/21/19	10005965	MCGRAW-HILL EDUCATI	41001110411040	6399D000	READING WONDERS TEX	0.00	4,770.00
11010000	126956	11/21/19	10005965	MCGRAW-HILL EDUCATI	41001110511040	6399D000	READING WONDERS TEX	0.00	3,180.00
TOTAL CHECK								0.00	49,584.12
TOTAL CASH ACCOUNT								0.00	53,196.59
TOTAL FUND								0.00	53,196.59

SUNGARD PENTAMATION  
 DATE: 12/12/2019  
 TIME: 09:32:12

MEDINA VALLEY ISD  
 CHECK REGISTER - BY FUND

PAGE NUMBER: 53  
 ACCTPA21

SELECTION CRITERIA: transact.yr='20' and transact.period='3' and transact.fund like '%'  
 ACCOUNTING PERIOD: 4/20

FUND - 4290 - AUTISM/NISD-SSA

CASH ACCT	CHECK NO	ISSUE DT	VENDOR	NAME	BUDGET NUMBER	ACCNT	-----DESCRIPTION-----	SALES TAX	AMOUNT
11010000	126669	11/07/19	10011532	DATA MAKES THE DIFF	42901399923040	62990000	WEB BASED VB-MAPP T	0.00	715.20
11010000	126669	11/07/19	10011532	DATA MAKES THE DIFF	42903199923040	62990000	WEB BASED VB-MAPP T	0.00	119.20
TOTAL CHECK								0.00	834.40
11010000	126870	11/21/19	10009744	APPLE INC.	42901199923040	63950000	IPAD WI-FI 32 GB, 1	0.00	1,196.00
11010000	127009	11/21/19	10011929	SWIVL, INC	42901199923040	63990000	SWIVL C 1 SW3322-C1	0.00	3,130.25
11010000	127009	11/21/19	10011929	SWIVL, INC	42901199923040	63990000	SWIVL FLOOR STAND	0.00	470.25
TOTAL CHECK								0.00	3,600.50
TOTAL CASH ACCOUNT								0.00	5,630.90
TOTAL FUND								0.00	5,630.90

SUNGARD PENTAMATION  
 DATE: 12/12/2019  
 TIME: 09:32:12

MEDINA VALLEY ISD  
 CHECK REGISTER - BY FUND

PAGE NUMBER: 54  
 ACCTPA21

SELECTION CRITERIA: transact.yr='20' and transact.period='3' and transact.fund like '%'  
 ACCOUNTING PERIOD: 4/20

FUND - 4610 - CAMPUS ACTIVITY

CASH ACCT	CHECK NO	ISSUE DT	VENDOR	NAME	BUDGET NUMBER	ACCNT	----DESCRIPTION----	SALES TAX	AMOUNT
11010000	126739	11/07/19	10000356	WALMART	46103610599000	63990000	BIRTHDAY CELEBRATIO	0.00	44.98
11010000	126739	11/07/19	10000356	WALMART	46103610399000	63990000	REFRESHMENT SUPPLIE	0.00	0.43
11010000	126739	11/07/19	10000356	WALMART	46103610399000	63990000	DESSERT PLATES 24CT	0.00	0.51
11010000	126739	11/07/19	10000356	WALMART	46103610399000	63990000	GALLON MILK	0.00	0.24
11010000	126739	11/07/19	10000356	WALMART	46103610399000	63990000	GREAT VALUE ORANGE	0.00	0.97
11010000	126739	11/07/19	10000356	WALMART	46103610399000	63990000	GREAT VALUE DRINKIN	0.00	0.85
11010000	126739	11/07/19	10000356	WALMART	46103610399000	63990000	SPOONS - 48 PK	0.00	0.50
11010000	126739	11/07/19	10000356	WALMART	46103610399000	63990000	MINI MUFFINS	0.00	2.12
11010000	126739	11/07/19	10000356	WALMART	46103610399000	63990000	GREAT VALUE NO CALO	0.00	0.13
11010000	126739	11/07/19	10000356	WALMART	46103610399000	63990000	MINI DONUTS	0.00	1.26
11010000	126739	11/07/19	10000356	WALMART	46103610399000	63990000	NESTLE COFFEE MATE	0.00	0.67
11010000	126739	11/07/19	10000356	WALMART	46103610399000	63990000	MINI CINNAMON ROLLS	0.00	1.26
11010000	126739	11/07/19	10000356	WALMART	46103610399000	63990000	FRUIT TRAYS	0.00	4.09
TOTAL CHECK								0.00	58.01
11010000	126862	11/21/19	10011896	212 ATHLETICS	46103604299000	63990000	2 COLOR SCREEN PRIN	0.00	300.00
11010000	126862	11/21/19	10011896	212 ATHLETICS	46103604299000	63990000	2 COLOR SCREEN PRIN	0.00	85.00
TOTAL CHECK								0.00	385.00
11010000	126925	11/21/19	10006464	H.E.B. GROCERY COMP	46103600199000	63990000	CHICK-FIL-A GIFT CA	0.00	200.00
11010000	126925	11/21/19	10006464	H.E.B. GROCERY COMP	46103600199000	63990000	STARBUCKS GIFT CARD	0.00	100.00
TOTAL CHECK								0.00	300.00
11010000	126926	11/21/19	10001871	HABY'S ALSATIAN BAK	46103610599000	63990000	6 DOZ ASSORTED DAN	0.00	61.20
11010000	126926	11/21/19	10001871	HABY'S ALSATIAN BAK	46103610599000	63990000	1 DOZEN GLAZED DONU	0.00	7.55
11010000	126926	11/21/19	10001871	HABY'S ALSATIAN BAK	46103610599000	63990000	1 DOZEN SPRINKLED D	0.00	9.15
11010000	126926	11/21/19	10001871	HABY'S ALSATIAN BAK	46103610599000	63990000	2 DOZEN ASSORTED IC	0.00	17.10
11010000	126926	11/21/19	10001871	HABY'S ALSATIAN BAK	46103610599000	63990000	1 DOZEN POWERED DON	0.00	7.55
11010000	126926	11/21/19	10001871	HABY'S ALSATIAN BAK	46103610599000	63990000	2 DOZEN ASSORTED PA	0.00	20.40
TOTAL CHECK								0.00	122.95
11010000	127004	11/21/19	10000761	SONIC DRIVE-IN, #35	46103600199000	63990000	SONIC GIFT CARD-STA	0.00	50.00
11010000	127026	11/21/19	10000356	WALMART	46103610399000	63990000	OFFICE SUPPLIES	0.00	17.98
TOTAL CASH ACCOUNT								0.00	933.94
TOTAL FUND								0.00	933.94

SUNGARD PENTAMATION  
DATE: 12/12/2019  
TIME: 09:32:12

MEDINA VALLEY ISD  
CHECK REGISTER - BY FUND

PAGE NUMBER: 55  
ACCTPA21

SELECTION CRITERIA: transact.yr='20' and transact.period='3' and transact.fund like '%'  
ACCOUNTING PERIOD: 4/20

FUND - 6210 - SCHOOL FACILITY ASSISTANC

CASH ACCT	CHECK NO	ISSUE DT	VENDOR	NAME	BUDGET NUMBER	ACCNT	----DESCRIPTION----	SALES TAX	AMOUNT
11010000	20062	11/20/19	10007464	GARZA BOMBERGER & A	62108199999090	66290954	CONSTRUCTION OR IMP	0.00	4,906.00
11010000	20063	11/20/19	10007464	GARZA BOMBERGER & A	62108199999090	66290954	CONSTRUCTION OR IMP	0.00	150,000.00
11010000	20064	11/20/19	10003389	W.R. GRIGGS CONSTRU	62108199999090	66290941	CONSTRUCTION OR IMP	0.00	349,153.50
TOTAL CASH ACCOUNT								0.00	504,059.50
TOTAL FUND								0.00	504,059.50

SUNGARD PENTAMATION  
DATE: 12/12/2019  
TIME: 09:32:12

MEDINA VALLEY ISD  
CHECK REGISTER - BY FUND

PAGE NUMBER: 56  
ACCTPA21

SELECTION CRITERIA: transact.yr='20' and transact.period='3' and transact.fund like '%'  
ACCOUNTING PERIOD: 4/20

FUND - 6220 - LAND PURCHASE

CASH ACCT	CHECK NO	ISSUE DT	VENDOR	NAME	BUDGET NUMBER	ACCNT	-----DESCRIPTION-----	SALES TAX	AMOUNT
11010000	V126852	11/14/19	10006674	WALSH GALLEGOS TREV	62208199999090	66190956	LEGAL SERVICES SY 2	0.00	214.25
TOTAL CASH ACCOUNT								0.00	214.25
TOTAL FUND								0.00	214.25

SUNGARD PENTAMATION  
 DATE: 12/12/2019  
 TIME: 09:32:12

MEDINA VALLEY ISD  
 CHECK REGISTER - BY FUND

PAGE NUMBER: 57  
 ACCTPA21

SELECTION CRITERIA: transact.yr='20' and transact.period='3' and transact.fund like '%'  
 ACCOUNTING PERIOD: 4/20

FUND - 6270 - SCH.FAC ASST. BONDS 2016

CASH ACCT	CHECK NO	ISSUE DT	VENDOR	NAME	BUDGET NUMBER	ACCNT	----DESCRIPTION----	SALES TAX	AMOUNT	
11010000	20049	11/06/19	10007464	GARZA BOMBERGER & A	62708199999090	66290924	RENOVATIONS TO MVM	0.00	16,673.14	
11010000	20050	11/06/19	10007464	GARZA BOMBERGER & A	62708199999090	66290924	MS/CAST ELEM PROJ	0.00	51,134.16	
11010000	126675	11/07/19	10011829	DUFF CONSTRUCTION L	62708199999090	62490924	DUMPSTER PAD: CONCR	0.00	7,810.00	
11010000	126688	11/07/19	10000249	HOME DEPOT CREDIT S	62708199999090	63990924	UR2460: EDSAL 72"X6	0.00	881.16	
11010000	126688	11/07/19	10000249	HOME DEPOT CREDIT S	62708199999090	63990924	UR2472: EDSAL 72"X7	0.00	1,672.86	
TOTAL CHECK									0.00	2,554.02
11010000	126691	11/07/19	10010610	ISC ACQUISITION COR	62708199999090	66290924	MISCELLANEOUS BUILD	0.00	623.70	
11010000	126691	11/07/19	10010610	ISC ACQUISITION COR	62708199999090	66290924	MISCELLANEOUS BUILD	0.00	169.29	
TOTAL CHECK									0.00	792.99
11010000	126876	11/21/19	10001799	BECKWITH ELECTRONIC	62708199999090	66290924	LABOR & MATERIAL TO	0.00	6,003.89	
11010000	126876	11/21/19	10001799	BECKWITH ELECTRONIC	62708199999090	66290924	LABOR & MATERIAL TO	0.00	4,575.11	
TOTAL CHECK									0.00	10,579.00
11010000	126942	11/21/19	10010610	ISC ACQUISITION COR	62708199999090	66290924	MISCELLANEOUS BUILD	0.00	630.05	
11010000	126995	11/21/19	10001846	HEARST NEWSPAPERS,	62708199999090	64910954	NOTICE IN NEWSPAPER	0.00	441.60	
11010000	127005	11/21/19	10008206	SOUTH TEXAS SCHOOL	62708199999090	66290940	EXTENSION TO LIBRAR	0.00	429.00	
11010000	127023	11/21/19	10011933	VALLEJO MASONRY INC	62708199999090	62990924	MASONRY REPAIRS: LA	0.00	700.00	
11010000	127023	11/21/19	10011933	VALLEJO MASONRY INC	62708199999090	62990924	MASONRY: LABOR AND	0.00	850.00	
TOTAL CHECK									0.00	1,550.00
11010000	127027	11/21/19	10008799	WCW DESIGN CO, LLC	62708199999090	66290924	HALLWAY CABINETS W/	0.00	13,750.00	
11010000	127027	11/21/19	10008799	WCW DESIGN CO, LLC	62708199999090	66290924	AQUARIUM CABINET W/	0.00	1,675.00	
11010000	127027	11/21/19	10008799	WCW DESIGN CO, LLC	62708199999090	66290924	DISPLAY CASE DOORS	0.00	375.00	
TOTAL CHECK									0.00	15,800.00
TOTAL CASH ACCOUNT								0.00	108,393.96	
TOTAL FUND								0.00	108,393.96	

SUNGARD PENTAMATION  
DATE: 12/12/2019  
TIME: 09:32:12

MEDINA VALLEY ISD  
CHECK REGISTER - BY FUND

PAGE NUMBER: 58  
ACCTPA21

SELECTION CRITERIA: transact.yr='20' and transact.period='3' and transact.fund like '%'  
ACCOUNTING PERIOD: 4/20

FUND - 6280 - CAP PROJ-TECHNOLOGY

CASH ACCT	CHECK NO	ISSUE DT	VENDOR	NAME	BUDGET NUMBER	ACCNT	-----DESCRIPTION-----	SALES TAX	AMOUNT
11010000	127013	11/21/19	10010891	TERO TECHNOLOGIES,	62805299999090	62490411	DIR-TSO-3723 CONTRA	0.00	8,611.35
TOTAL CASH ACCOUNT								0.00	8,611.35
TOTAL FUND								0.00	8,611.35

SUNGARD PENTAMATION  
 DATE: 12/12/2019  
 TIME: 09:32:12

MEDINA VALLEY ISD  
 CHECK REGISTER - BY FUND

PAGE NUMBER: 59  
 ACCTPA21

SELECTION CRITERIA: transact.yr='20' and transact.period='3' and transact.fund like '%'  
 ACCOUNTING PERIOD: 4/20

FUND - 7710 - WORKERS COMPENSATION

CASH ACCT	CHECK NO	ISSUE DT	VENDOR	NAME	BUDGET NUMBER	ACCNT	----DESCRIPTION----	SALES TAX	AMOUNT
11010000	1085	11/21/19	10000573	CLAIMS ADMINISTRATI	77109399999080	62990000	CAS FIXED COST FINA	0.00	20,608.00
11010000	7835	11/01/19	99999999	THE SAN ANTONIO ORT	77109399999080	61430000	C.HERNANDEZ 11/1/19	0.00	650.00
11010000	7836	11/01/19	99999999	ESMERALDA CASANOVA	77109399999080	61430000	E. CASANOVA 11/1/19	0.00	493.86
11010000	7837	11/05/19	99999999	AMANDA PEREZ	77109399999080	61430000	A.PEREZ 11/5/19	0.00	368.22
11010000	7838	11/06/19	99999999	ALSATIAN CARE ENTER	77109399999080	61430000	M.ZINSMEYER 11/6/19	0.00	194.42
11010000	7839	11/06/19	99999999	ALSATIAN CARE ENTER	77109399999080	61430000	E. NEUMAN 11/6/19	0.00	130.91
11010000	7840	11/06/19	99999999	ALSATIAN CARE ENTER	77109399999080	61430000	L.ROBERTS 11/6/19	0.00	338.06
11010000	7841	11/06/19	99999999	TMC PROVIDER GROUP	77109399999080	61430000	E.CASANOVA 11/6/19	0.00	650.00
11010000	7842	11/06/19	99999999	SILVIA ALANIZ	77109399999080	61430000	S.ALANIZ 11/6/19	0.00	391.74
11010000	7843	11/11/19	99999999	AMANDA PEREZ	77109399999080	61430000	A.PEREZ 11/11/19	0.00	368.22
11010000	7844	11/12/19	99999999	SILVIA ALANIZ	77109399999080	61430000	S.ALANIZ 11/12/19	0.00	391.74
11010000	7844	11/12/19	99999999	SILVIA ALANIZ	77109399999080	61430000	S.ALANIZ 11/12/19	0.00	-391.74
TOTAL CHECK									0.00
11010000	7845	11/13/19	99999999	AMANDA PEREZ	77109399999080	61430000	A.PEREZ 11/13/19	0.00	207.01
11010000	7846	11/13/19	99999999	AMANDA PEREZ	77109399999080	61430000	A.PEREZ 11/13/19	0.00	649.39
11010000	7847	11/18/19	99999999	ALSATIAN CARE ENTER	77109399999080	61430000	L.SEGURA 11/18/19	0.00	130.91
11010000	7848	11/18/19	99999999	ALSATIAN CARE ENTER	77109399999080	61430000	L.SEGURA 11/18/19	0.00	191.32
11010000	7849	11/18/19	99999999	ALSATIAN CARE ENTER	77109399999080	61430000	L.SEGURA 11/18/19	0.00	192.01
11010000	7850	11/18/19	99999999	ALSATIAN CARE ENTER	77109399999080	61430000	M.ANDRE 11/18/19	0.00	192.01
11010000	7851	11/18/19	99999999	ALSATIAN CARE ENTER	77109399999080	61430000	M. ANDRE 11/18/19	0.00	130.91
11010000	7852	11/18/19	99999999	SILVIA ALANIZ	77109399999080	61430000	S.ALANIZ 11/18/19	0.00	279.80
11010000	7853	11/19/19	99999999	AMANDA PEREZ	77109399999080	61430000	A.PEREZ 11/18/19	0.00	368.22
11010000	7854	11/20/19	99999999	ALSATIAN CARE ENTER	77109399999080	61430000	S.ALANIZ 11/20/19	0.00	192.01
11010000	7855	11/20/19	99999999	ALSATIAN CARE ENTER	77109399999080	61430000	A.PEREZ 11/20/19	0.00	331.80
11010000	7856	11/22/19	99999999	MEDINA REGIONAL HOS	77109399999080	61430000	M.ANDRE 11/22/19	0.00	793.17
11010000	7857	11/22/19	99999999	MEDINA REGIONAL HOS	77109399999080	61430000	M.ANDRE 11/22/19	0.00	137.24
11010000	7858	11/26/19	99999999	AMANDA PEREZ	77109399999080	61430000	A.PEREZ 11/26/19	0.00	263.02

SUNGARD PENTAMATION  
 DATE: 12/12/2019  
 TIME: 09:32:12

MEDINA VALLEY ISD  
 CHECK REGISTER - BY FUND

PAGE NUMBER: 60  
 ACCTPA21

SELECTION CRITERIA: transact.yr='20' and transact.period='3' and transact.fund like '%'  
 ACCOUNTING PERIOD: 4/20

FUND - 7710 - WORKERS COMPENSATION

CASH ACCT	CHECK NO	ISSUE DT	VENDOR	NAME	BUDGET NUMBER	ACCNT	----DESCRIPTION----	SALES TAX	AMOUNT
11010000	7860	11/27/19	99999999	SAN ANTONIO ORTHOPA	77109399999080	61430000	A.PEREZ 11/27/19	0.00	134.01
11010000	7861	11/27/19	99999999	TMC PROVIDER GROUP	77109399999080	61430000	E.CASTRO	0.00	119.01
11010000	7862	11/27/19	99999999	TMC PROVIDER GROUP	77109399999080	61430000	E.CASTRO 11/27/19	0.00	222.53
11010000	7863	11/27/19	99999999	ALSATIAN CARE ENTER	77109399999080	61430000	S.TODD 11/27/19	0.00	190.71
11010000	7864	11/27/19	99999999	HANNAH GRIFFIN	77109399999080	61430000	HANNAH GRIFFIN 11/2	0.00	1,248.42
11010000	7710031	11/19/19	99999999	CAS INC.	77109399999080	61430828	FOR PLAN PERIOD 95-	0.00	24.00
11010000	7710032	11/19/19	99999999	CAS INC.	77109399999080	61430828	FOR PLAN PERIOD 03-	0.00	27.00
11010000	7710033	11/19/19	99999999	CAS INC.	77109399999080	61430828	FOR PLAN PERIOD 04-	0.00	2.00
11010000	7710034	11/19/19	99999999	CAS INC.	77109399999080	61430828	FOR PLAN PERIOD 05-	0.00	5.00
11010000	7710035	11/19/19	99999999	CAS INC.	77109399999080	61430828	FOR PLAN PERIOD 06-	0.00	1.00
11010000	7710036	11/19/19	99999999	CAS INC.	77109399999080	61430828	FOR PLAN PERIOD 07-	0.00	4.00
11010000	7710037	11/19/19	99999999	CAS INC.	77109399999080	61430828	FOR PLAN PERIOD 08-	0.00	6.00
11010000	7710038	11/19/19	99999999	CAS INC.	77109399999080	61430828	FOR PLAN PERIOD 09-	0.00	6.00
11010000	7710039	11/19/19	99999999	CAS INC.	77109399999080	61430828	FOR PLAN PERIOD 10-	0.00	4.00
11010000	7710040	11/19/19	99999999	CAS INC.	77109399999080	61430828	FOR PLAN PERIOD 11-	0.00	4.00
11010000	7710041	11/19/19	99999999	CAS INC.	77109399999080	61430828	FOR PLAN PERIOD 14-	0.00	40.00
11010000	7710042	11/19/19	99999999	CAS INC.	77109399999080	61430828	FOR PLAN PERIOD 15-	0.00	96.00
11010000	7710043	11/19/19	99999999	CAS INC.	77109399999080	61430828	FOR PLAN PERIOD 16-	0.00	637.00
11010000	7710044	11/19/19	99999999	CAS INC.	77109399999080	61430828	FOR PLAN PERIOD 18-	0.00	839.00
11010000	7710046	11/22/19	99999999	HEALTH INNOVATIONS	77109399999080	61430000	M.ANDRE 11/22/19	0.00	1,406.08
11010000	7710046	11/22/19	99999999	HEALTH INNOVATIONS	77109399999080	61430000	E.CASANOVA 11/22/19	0.00	689.57
	TOTAL CHECK							0.00	2,095.65
11010000	7710047	11/22/19	99999999	HEALTH INNOVATIONS	77109399999080	61430000	A.PEREZ 11/22/19	0.00	1,739.13
11010000	7710047	11/22/19	99999999	HEALTH INNOVATIONS	77109399999080	61430000	A. PEREZ 11/22/19	0.00	587.00
11010000	7710047	11/22/19	99999999	HEALTH INNOVATIONS	77109399999080	61430000	F. RIEDEL 11/22/19	0.00	150.00
	TOTAL CHECK							0.00	2,476.13
TOTAL CASH ACCOUNT								0.00	36,433.71
TOTAL FUND								0.00	36,433.71

SELECTION CRITERIA: transact.yr='20' and transact.period='3' and transact.fund like '%'  
 ACCOUNTING PERIOD: 4/20

FUND - 8630 - PAYROLL CLEARING

CASH ACCT	CHECK NO	ISSUE DT	VENDOR	NAME	BUDGET NUMBER	ACCNT	----DESCRIPTION----	SALES TAX	AMOUNT
11010000	1881	11/07/19	10001991	TEACHER RETIREMENT	8630	21552004	FED CONT	0.00	154.10
11010000	1881	11/07/19	10001991	TEACHER RETIREMENT	8630	21552006	STAT MIN CONT	0.00	75.12
TOTAL CHECK									229.22
11010000	1882	11/08/19	10001991	TEACHER RETIREMENT	8630	21552008	T-PENSION SURCHARGE	0.00	144.18
11010000	1883	11/15/19	10001991	TEACHER RETIREMENT	8630	21532200	TRS ACTIVECARE MED	0.00	233,506.00
11010000	1884	11/15/19	10008425	EXPERT PAY	8630	21592102	TX CHILD SUPP DISB	0.00	697.00
11010000	1884	11/15/19	10008425	EXPERT PAY	8630	21592106	CHILD SUPP ENFORC-N	0.00	141.00
11010000	1884	11/15/19	10008425	EXPERT PAY	8630	21592130	PYMT FEE	0.00	6.00
TOTAL CHECK									844.00
11010000	1885	11/15/19	10006597	BROADWAY NATIONAL B	8630	21510000	FED W/H TAX	0.00	121,847.90
11010000	1885	11/15/19	10006597	BROADWAY NATIONAL B	8630	21520000	FICA/MEDICARE	0.00	47,760.16
TOTAL CHECK									169,608.06
11010000	85785	11/15/19	10004015	U.S. DEPARTMENT OF	8630	21592155	STUDENT LOAN	0.00	123.58
11010000	85822	11/29/19	10000074	ATPE	8630	21592700	DED:0700 PROF DUES	0.00	3,492.60
11010000	85822	11/29/19	10000074	ATPE	8630	21592700	DED:0700 PROF DUES	0.00	3,487.10
TOTAL CHECK									6,979.70
11010000	85823	11/29/19	10004109	BAY BRIDGE ADMIN.LL	8630	21592557	DED:0556 MASA	0.00	415.00
11010000	85823	11/29/19	10004109	BAY BRIDGE ADMIN.LL	8630	21592557	DED:0556 MASA	0.00	415.00
11010000	85823	11/29/19	10004109	BAY BRIDGE ADMIN.LL	8630	21592554	DED:0554 DISABILITY	0.00	6,870.22
11010000	85823	11/29/19	10004109	BAY BRIDGE ADMIN.LL	8630	21592554	DED:0554 DISABILITY	0.00	6,870.22
11010000	85823	11/29/19	10004109	BAY BRIDGE ADMIN.LL	8630	21592555	DED:0519 HOSPITAL	0.00	171.16
11010000	85823	11/29/19	10004109	BAY BRIDGE ADMIN.LL	8630	21592555	DED:0519 HOSPITAL	0.00	171.16
11010000	85823	11/29/19	10004109	BAY BRIDGE ADMIN.LL	8630	21532502	DED:0550 LIFE INS	0.00	1,907.40
11010000	85823	11/29/19	10004109	BAY BRIDGE ADMIN.LL	8630	21532502	DED:0550 LIFE INS	0.00	1,858.90
11010000	85823	11/29/19	10004109	BAY BRIDGE ADMIN.LL	8630	21532503	DED:0503 CANCER INS	0.00	1,625.52
11010000	85823	11/29/19	10004109	BAY BRIDGE ADMIN.LL	8630	21532503	DED:0503 CANCER INS	0.00	1,625.52
11010000	85823	11/29/19	10004109	BAY BRIDGE ADMIN.LL	8630	21532506	DED:0508 ACCIDENT	0.00	6.50
11010000	85823	11/29/19	10004109	BAY BRIDGE ADMIN.LL	8630	21532506	DED:0509 ACCIDENT	0.00	11.46
11010000	85823	11/29/19	10004109	BAY BRIDGE ADMIN.LL	8630	21532506	DED:0511 ACCIDENT	0.00	12.81
11010000	85823	11/29/19	10004109	BAY BRIDGE ADMIN.LL	8630	21532506	DED:0516 ACCIDENT	0.00	14.37
11010000	85823	11/29/19	10004109	BAY BRIDGE ADMIN.LL	8630	21532506	DED:0515 ACCIDENT	0.00	14.53
11010000	85823	11/29/19	10004109	BAY BRIDGE ADMIN.LL	8630	21532506	DED:0507 ACCIDENT	0.00	32.61
11010000	85823	11/29/19	10004109	BAY BRIDGE ADMIN.LL	8630	21532506	DED:0517 ACCIDENT	0.00	57.26
11010000	85823	11/29/19	10004109	BAY BRIDGE ADMIN.LL	8630	21532506	DED:0514 ACCIDENT	0.00	59.79
11010000	85823	11/29/19	10004109	BAY BRIDGE ADMIN.LL	8630	21532506	DED:0510 ACCIDENT	0.00	128.38
11010000	85823	11/29/19	10004109	BAY BRIDGE ADMIN.LL	8630	21532506	DED:0508 ACCIDENT	0.00	6.50
11010000	85823	11/29/19	10004109	BAY BRIDGE ADMIN.LL	8630	21532506	DED:0509 ACCIDENT	0.00	11.46
11010000	85823	11/29/19	10004109	BAY BRIDGE ADMIN.LL	8630	21532506	DED:0511 ACCIDENT	0.00	12.81
11010000	85823	11/29/19	10004109	BAY BRIDGE ADMIN.LL	8630	21532506	DED:0516 ACCIDENT	0.00	14.37
11010000	85823	11/29/19	10004109	BAY BRIDGE ADMIN.LL	8630	21532506	DED:0515 ACCIDENT	0.00	14.53
11010000	85823	11/29/19	10004109	BAY BRIDGE ADMIN.LL	8630	21532506	DED:0507 ACCIDENT	0.00	32.61
11010000	85823	11/29/19	10004109	BAY BRIDGE ADMIN.LL	8630	21532506	DED:0517 ACCIDENT	0.00	57.26
11010000	85823	11/29/19	10004109	BAY BRIDGE ADMIN.LL	8630	21532506	DED:0514 ACCIDENT	0.00	59.79
11010000	85823	11/29/19	10004109	BAY BRIDGE ADMIN.LL	8630	21532506	DED:0510 ACCIDENT	0.00	128.38
11010000	85823	11/29/19	10004109	BAY BRIDGE ADMIN.LL	8630	21532507	DED:0555 VOLUN LIFE	0.00	3,364.15

SUNGARD PENTAMATION  
 DATE: 12/12/2019  
 TIME: 09:32:12

MEDINA VALLEY ISD  
 CHECK REGISTER - BY FUND

PAGE NUMBER: 62  
 ACCTPA21

SELECTION CRITERIA: transact.yr='20' and transact.period='3' and transact.fund like '%'  
 ACCOUNTING PERIOD: 4/20

FUND - 8630 - PAYROLL CLEARING

CASH ACCT	CHECK NO	ISSUE DT	VENDOR	NAME	BUDGET NUMBER	ACCNT	----DESCRIPTION----	SALES TAX	AMOUNT
11010000	85823	11/29/19	10004109	BAY BRIDGE ADMIN.LL	8630	21532507	DED:0555 VOLUN LIFE	0.00	3,364.15
11010000	85823	11/29/19	10004109	BAY BRIDGE ADMIN.LL	8630	21532201	DED:0408 DENTAL ES	0.00	178.38
11010000	85823	11/29/19	10004109	BAY BRIDGE ADMIN.LL	8630	21532201	DED:0410 DENTAL EF	0.00	292.93
11010000	85823	11/29/19	10004109	BAY BRIDGE ADMIN.LL	8630	21532201	DED:0409 DENTAL EC	0.00	413.00
11010000	85823	11/29/19	10004109	BAY BRIDGE ADMIN.LL	8630	21532201	DED:0402 DENTAL ES	0.00	688.48
11010000	85823	11/29/19	10004109	BAY BRIDGE ADMIN.LL	8630	21532201	DED:0407 DENTAL EO	0.00	899.10
11010000	85823	11/29/19	10004109	BAY BRIDGE ADMIN.LL	8630	21532201	DED:0401 DENTAL EC	0.00	1,546.28
11010000	85823	11/29/19	10004109	BAY BRIDGE ADMIN.LL	8630	21532201	DED:0400 DENTAL EO	0.00	2,175.66
11010000	85823	11/29/19	10004109	BAY BRIDGE ADMIN.LL	8630	21532201	DED:0403 DENTAL EF	0.00	3,342.94
11010000	85823	11/29/19	10004109	BAY BRIDGE ADMIN.LL	8630	21532201	DED:0408 DENTAL ES	0.00	178.38
11010000	85823	11/29/19	10004109	BAY BRIDGE ADMIN.LL	8630	21532201	DED:0410 DENTAL EF	0.00	292.93
11010000	85823	11/29/19	10004109	BAY BRIDGE ADMIN.LL	8630	21532201	DED:0409 DENTAL EC	0.00	413.00
11010000	85823	11/29/19	10004109	BAY BRIDGE ADMIN.LL	8630	21532201	DED:0402 DENTAL ES	0.00	688.48
11010000	85823	11/29/19	10004109	BAY BRIDGE ADMIN.LL	8630	21532201	DED:0407 DENTAL EO	0.00	899.10
11010000	85823	11/29/19	10004109	BAY BRIDGE ADMIN.LL	8630	21532201	DED:0401 DENTAL EC	0.00	1,546.28
11010000	85823	11/29/19	10004109	BAY BRIDGE ADMIN.LL	8630	21532201	DED:0400 DENTAL EO	0.00	2,175.66
11010000	85823	11/29/19	10004109	BAY BRIDGE ADMIN.LL	8630	21532201	DED:0403 DENTAL EF	0.00	3,342.94
11010000	85823	11/29/19	10004109	BAY BRIDGE ADMIN.LL	8630	21532201	DED:0408 DENTAL ES	0.00	178.38
11010000	85823	11/29/19	10004109	BAY BRIDGE ADMIN.LL	8630	21532201	DED:0410 DENTAL EF	0.00	292.93
11010000	85823	11/29/19	10004109	BAY BRIDGE ADMIN.LL	8630	21532201	DED:0409 DENTAL EC	0.00	413.00
11010000	85823	11/29/19	10004109	BAY BRIDGE ADMIN.LL	8630	21532201	DED:0402 DENTAL ES	0.00	688.48
11010000	85823	11/29/19	10004109	BAY BRIDGE ADMIN.LL	8630	21532201	DED:0407 DENTAL EO	0.00	899.10
11010000	85823	11/29/19	10004109	BAY BRIDGE ADMIN.LL	8630	21532201	DED:0401 DENTAL EC	0.00	1,546.28
11010000	85823	11/29/19	10004109	BAY BRIDGE ADMIN.LL	8630	21532201	DED:0400 DENTAL EO	0.00	2,175.66
11010000	85823	11/29/19	10004109	BAY BRIDGE ADMIN.LL	8630	21532201	DED:0403 DENTAL EF	0.00	3,342.94
11010000	85823	11/29/19	10004109	BAY BRIDGE ADMIN.LL	8630	21532202	DED:0461 VISION E+1	0.00	447.72
11010000	85823	11/29/19	10004109	BAY BRIDGE ADMIN.LL	8630	21532202	DED:0460 VISION EO	0.00	900.77
11010000	85823	11/29/19	10004109	BAY BRIDGE ADMIN.LL	8630	21532202	DED:0462 VISION EF	0.00	1,261.50
11010000	85823	11/29/19	10004109	BAY BRIDGE ADMIN.LL	8630	21532202	DED:0461 VISION E+1	0.00	447.72
11010000	85823	11/29/19	10004109	BAY BRIDGE ADMIN.LL	8630	21532202	DED:0460 VISION EO	0.00	900.77
11010000	85823	11/29/19	10004109	BAY BRIDGE ADMIN.LL	8630	21532202	DED:0462 VISION EF	0.00	1,261.50
TOTAL CHECK									53,627.34
11010000	85824	11/29/19	10001932	NATIONAL PLAN ADMIN	8630	21532501	DED:0501 MED REIMB	0.00	4,199.71
11010000	85824	11/29/19	10001932	NATIONAL PLAN ADMIN	8630	21532501	DED:0501 MED REIMB	0.00	4,199.71
TOTAL CHECK									8,399.42
11010000	85825	11/29/19	10001934	NATIONAL PLAN ADMN	8630	21592600	DED:0600 ANNUITY	0.00	11,929.88
11010000	85825	11/29/19	10001934	NATIONAL PLAN ADMN	8630	21592600	DED:0600 ANNUITY	0.00	11,729.88
11010000	85825	11/29/19	10001934	NATIONAL PLAN ADMN	8630	21592601	DED:0601 ANNUITY	0.00	1,553.00
11010000	85825	11/29/19	10001934	NATIONAL PLAN ADMN	8630	21592601	DED:0601 ANNUITY	0.00	1,553.00
TOTAL CHECK									26,765.76
11010000	85826	11/29/19	10009540	NATIONAL PLAN -HSA	8630	21592556	DED:0520 HSA	0.00	1,202.50
11010000	85826	11/29/19	10009540	NATIONAL PLAN -HSA	8630	21592556	DED:0520 HSA	0.00	1,202.50
TOTAL CHECK									2,405.00
11010000	85827	11/29/19	10001936	NAT'L PLAN ADMN DEP	8630	21592500	DED:0500 DEP CARE	0.00	209.84
11010000	85827	11/29/19	10001936	NAT'L PLAN ADMN DEP	8630	21592500	DED:0500 DEP CARE	0.00	209.84
TOTAL CHECK									419.68
11010000	85828	11/29/19	10001157	TEXAS AFT/PEG	8630	21592702	DED:0702 PROF DUES	0.00	17.50
11010000	85828	11/29/19	10001157	TEXAS AFT/PEG	8630	21592702	DED:0702 PROF DUES	0.00	17.50
TOTAL CHECK									35.00
11010000	85829	11/29/19	10001139	TEXAS CLASSROOM TEA	8630	21592706	DED:0706 PROF DUES	0.00	35.50
11010000	85829	11/29/19	10001139	TEXAS CLASSROOM TEA	8630	21592706	DED:0706 PROF DUES	0.00	35.50
TOTAL CHECK									71.00
11010000	85830	11/29/19	10006136	TEXAS TEACHERS-A.C.	8630	21592712	DED:0712 TT-ACP	0.00	1,667.50

SUNGARD PENTAMATION  
DATE: 12/12/2019  
TIME: 09:32:12

MEDINA VALLEY ISD  
CHECK REGISTER - BY FUND

PAGE NUMBER: 63  
ACCTPA21

SELECTION CRITERIA: transact.yr='20' and transact.period='3' and transact.fund like '%'  
ACCOUNTING PERIOD: 4/20

FUND - 8630 - PAYROLL CLEARING

CASH ACCT	CHECK NO	ISSUE DT	VENDOR	NAME	BUDGET NUMBER	ACCNT	-----DESCRIPTION-----	SALES TAX	AMOUNT
11010000	85830	11/29/19	10006136	TEXAS TEACHERS-A.C.	8630	21592712	DED:0712 TT-ACP	0.00	1,455.00
TOTAL CHECK								0.00	3,122.50
11010000	85831	11/29/19	10004015	U.S. DEPARTMENT OF	8630	21592155	DED:0155 MISC	0.00	123.58
11010000	7710030	11/15/19	10001921	MVISD WORKERS' COMP	8630	21110833	W/C 11/15/19	0.00	17,796.89
TOTAL CASH ACCOUNT								0.00	524,200.91
TOTAL FUND								0.00	524,200.91

SUNGARD PENTAMATION  
 DATE: 12/12/2019  
 TIME: 09:32:12

MEDINA VALLEY ISD  
 CHECK REGISTER - BY FUND

PAGE NUMBER: 64  
 ACCTPA21

SELECTION CRITERIA: transact.yr='20' and transact.period='3' and transact.fund like '%'  
 ACCOUNTING PERIOD: 4/20

FUND - 8650 - STUDENT ACTIVITY

CASH ACCT	CHECK NO	ISSUE DT	VENDOR	NAME	BUDGET NUMBER	ACCNT	----DESCRIPTION----	SALES TAX	AMOUNT
11010000	20043	11/04/19	10000568	AMAZON.COM	86503610599000	63990038	UNIFIX CUBES - PACK	0.00	32.13
11010000	20043	11/04/19	10000568	AMAZON.COM	86503610599000	63990038	JUNIOR LEARNING 50#	0.00	14.65
11010000	20043	11/04/19	10000568	AMAZON.COM	86503610599000	63990038	LEARNING RESOURCES	0.00	23.16
11010000	20043	11/04/19	10000568	AMAZON.COM	86503610599000	63990038	STERILITE 19638606	0.00	29.14
11010000	20043	11/04/19	10000568	AMAZON.COM	86503610599000	63990038	MONACO DELUXE HANGI	0.00	30.27
TOTAL CHECK								0.00	129.35
11010000	20053	11/12/19	10000568	AMAZON.COM	86503600199000	63990001	BEAMNOVA 1000 SETS	0.00	50.32
11010000	20053	11/12/19	10000568	AMAZON.COM	86503600199000	63990001	EKTOOLS CIRCLE PUNC	0.00	10.58
TOTAL CHECK								0.00	60.90
11010000	20067	11/21/19	10000568	AMAZON.COM	86503604299000	63990045	CANON EF 50MM LENS	0.00	114.90
11010000	20067	11/21/19	10000568	AMAZON.COM	86503604299000	63990045	SANDISK ULTRA 64 GB	0.00	10.10
TOTAL CHECK								0.00	125.00
11010000	126659	11/07/19	10004970	BSN SPORTS, LLC	86503600199000	63991022	HEATHER CONTENDER T	0.00	-14.41
11010000	126659	11/07/19	10004970	BSN SPORTS, LLC	86503600199000	63991022	LONG SLEEVE HEATHER	0.00	-21.41
11010000	126659	11/07/19	10004970	BSN SPORTS, LLC	86503600199000	63991022	SPORT GRAY ULTRA CO	0.00	-76.07
11010000	126659	11/07/19	10004970	BSN SPORTS, LLC	86503600199000	63991022	SHIPPING AND HANDLI	0.00	-29.61
11010000	126659	11/07/19	10004970	BSN SPORTS, LLC	86503600199000	63991022	HEATHER CONTENDER T	0.00	78.21
11010000	126659	11/07/19	10004970	BSN SPORTS, LLC	86503600199000	63991022	LONG SLEEVE HEATHER	0.00	116.16
11010000	126659	11/07/19	10004970	BSN SPORTS, LLC	86503600199000	63991022	SPORT GRAY ULTRA CO	0.00	412.77
11010000	126659	11/07/19	10004970	BSN SPORTS, LLC	86503600199000	63991022	SHIPPING AND HANDLI	0.00	160.65
TOTAL CHECK								0.00	626.29
11010000	126670	11/07/19	10004299	DEANAN PRODUCTS, INC	86503600199000	63990069	CLASS OF 2022- POPC	0.00	660.00
11010000	126670	11/07/19	10004299	DEANAN PRODUCTS, INC	86503600199000	63990069	DARK CHOCOLATE POPC	0.00	300.00
11010000	126670	11/07/19	10004299	DEANAN PRODUCTS, INC	86503600199000	63990069	KETTLE CORN	0.00	200.00
11010000	126670	11/07/19	10004299	DEANAN PRODUCTS, INC	86503600199000	63990069	WHITE CHEDDER POPCO	0.00	200.00
11010000	126670	11/07/19	10004299	DEANAN PRODUCTS, INC	86503600199000	63990069	CARMEL POPCORN	0.00	200.00
11010000	126670	11/07/19	10004299	DEANAN PRODUCTS, INC	86503600199000	63990069	SALSA 'N' CHEDDAR P	0.00	100.00
11010000	126670	11/07/19	10004299	DEANAN PRODUCTS, INC	86503600199000	63990069	BUTTER POPCORN	0.00	200.00
TOTAL CHECK								0.00	1,860.00
11010000	126676	11/07/19	10003830	EASTBAY INC.	86503600199000	63991032	GIRLS BASKETBALL- N	0.00	539.75
11010000	126676	11/07/19	10003830	EASTBAY INC.	86503600199000	63991032	2 COLOR LOGO ON BAC	0.00	80.75
11010000	126676	11/07/19	10003830	EASTBAY INC.	86503600199000	63991032	SHIPPING AND HANDLI	0.00	40.00
TOTAL CHECK								0.00	660.50
11010000	126688	11/07/19	10000249	HOME DEPOT CREDIT S	86503600199000	63990038	BLACK & DECKER 12 A	0.00	192.00
11010000	126696	11/07/19	10008005	JOY OF TOURNAMENTS	86503600199000	63990032	WEBSITE REGISTRATIO	0.00	650.00
11010000	126706	11/07/19	10011533	MIXED BAG DESIGNS,	86503600199000	63991040	ALEJANDRO ORTIZ INV	0.00	52.40
11010000	126706	11/07/19	10011533	MIXED BAG DESIGNS,	86503600199000	63991040	ANDREW TRISTAN INVO	0.00	81.72
11010000	126706	11/07/19	10011533	MIXED BAG DESIGNS,	86503600199000	63991040	BAILEE MEDRANO INVO	0.00	70.73
11010000	126706	11/07/19	10011533	MIXED BAG DESIGNS,	86503600199000	63991040	BRADY PRUKOP INVOIC	0.00	110.50
11010000	126706	11/07/19	10011533	MIXED BAG DESIGNS,	86503600199000	63991040	CASE HENRICH INVOIC	0.00	52.27
11010000	126706	11/07/19	10011533	MIXED BAG DESIGNS,	86503600199000	63991040	CHELSEA VALTIERRA I	0.00	45.21
11010000	126706	11/07/19	10011533	MIXED BAG DESIGNS,	86503600199000	63991040	CHRISTIAN GARCIA IN	0.00	57.42
11010000	126706	11/07/19	10011533	MIXED BAG DESIGNS,	86503600199000	63991040	DIEGO ARANGUIZ INVO	0.00	76.16
11010000	126706	11/07/19	10011533	MIXED BAG DESIGNS,	86503600199000	63991040	EMILIANO MARTINEZ I	0.00	19.28

SUNGARD PENTAMATION  
 DATE: 12/12/2019  
 TIME: 09:32:12

MEDINA VALLEY ISD  
 CHECK REGISTER - BY FUND

PAGE NUMBER: 65  
 ACCTPA21

SELECTION CRITERIA: transact.yr='20' and transact.period='3' and transact.fund like '%'  
 ACCOUNTING PERIOD: 4/20

FUND - 8650 - STUDENT ACTIVITY

CASH ACCT	CHECK NO	ISSUE DT	VENDOR	NAME	BUDGET NUMBER	ACCNT	----DESCRIPTION----	SALES TAX	AMOUNT
11010000	126706	11/07/19	10011533	MIXED BAG DESIGNS,	86503600199000	63991040	EMILY RINCON INVOIC	0.00	25.52
11010000	126706	11/07/19	10011533	MIXED BAG DESIGNS,	86503600199000	63991040	EMMA ANDRADE INVOIC	0.00	25.39
11010000	126706	11/07/19	10011533	MIXED BAG DESIGNS,	86503600199000	63991040	HALEY MARSHALL INVO	0.00	140.51
11010000	126706	11/07/19	10011533	MIXED BAG DESIGNS,	86503600199000	63991040	HANNAH VIERLING INV	0.00	16.83
11010000	126706	11/07/19	10011533	MIXED BAG DESIGNS,	86503600199000	63991040	ISABELLE DAVIS INVO	0.00	87.43
11010000	126706	11/07/19	10011533	MIXED BAG DESIGNS,	86503600199000	63991040	JACKSON LOWELL INVO	0.00	7.20
11010000	126706	11/07/19	10011533	MIXED BAG DESIGNS,	86503600199000	63991040	JAMES BLOODGOOD INV	0.00	14.39
11010000	126706	11/07/19	10011533	MIXED BAG DESIGNS,	86503600199000	63991040	JEREMY FLINT INVOIC	0.00	63.94
11010000	126706	11/07/19	10011533	MIXED BAG DESIGNS,	86503600199000	63991040	JESSALYN LEDESMA IN	0.00	118.79
11010000	126706	11/07/19	10011533	MIXED BAG DESIGNS,	86503600199000	63991040	JONAH WINKLER INVOI	0.00	14.39
11010000	126706	11/07/19	10011533	MIXED BAG DESIGNS,	86503600199000	63991040	JOSHUA PERRON INVOI	0.00	90.41
11010000	126706	11/07/19	10011533	MIXED BAG DESIGNS,	86503600199000	63991040	JUSTIN ALVARADO ITE	0.00	20.23
11010000	126706	11/07/19	10011533	MIXED BAG DESIGNS,	86503600199000	63991040	KYLE SELLERS INVOIC	0.00	12.49
11010000	126706	11/07/19	10011533	MIXED BAG DESIGNS,	86503600199000	63991040	LANDON PERSYN INVOI	0.00	39.10
11010000	126706	11/07/19	10011533	MIXED BAG DESIGNS,	86503600199000	63991040	LAUREN RENTERIA INV	0.00	41.00
11010000	126706	11/07/19	10011533	MIXED BAG DESIGNS,	86503600199000	63991040	LOGAN VAN PELT INVO	0.00	28.78
11010000	126706	11/07/19	10011533	MIXED BAG DESIGNS,	86503600199000	63991040	LORELEI OTTO INVOIC	0.00	16.70
11010000	126706	11/07/19	10011533	MIXED BAG DESIGNS,	86503600199000	63991040	LUKE BARRIENTAS INV	0.00	39.23
11010000	126706	11/07/19	10011533	MIXED BAG DESIGNS,	86503600199000	63991040	MADISON CARRANZA IN	0.00	35.02
11010000	126706	11/07/19	10011533	MIXED BAG DESIGNS,	86503600199000	63991040	MARIANA MARTINEZ IN	0.00	15.20
11010000	126706	11/07/19	10011533	MIXED BAG DESIGNS,	86503600199000	63991040	MARIELA ARGUELLO IN	0.00	198.75
11010000	126706	11/07/19	10011533	MIXED BAG DESIGNS,	86503600199000	63991040	MATTHEW TSCHIRHART	0.00	25.39
11010000	126706	11/07/19	10011533	MIXED BAG DESIGNS,	86503600199000	63991040	MOLLY CLAMON INVOIC	0.00	30.54
11010000	126706	11/07/19	10011533	MIXED BAG DESIGNS,	86503600199000	63991040	MOLLY CLAMON INVOIC	0.00	44.66
11010000	126706	11/07/19	10011533	MIXED BAG DESIGNS,	86503600199000	63991040	RAILLI RUIZ INVOICE	0.00	39.23
11010000	126706	11/07/19	10011533	MIXED BAG DESIGNS,	86503600199000	63991040	SARAH ADAMS INVOICE	0.00	21.45
11010000	126706	11/07/19	10011533	MIXED BAG DESIGNS,	86503600199000	63991040	SAVANNAH STEPHENS I	0.00	59.19
11010000	126706	11/07/19	10011533	MIXED BAG DESIGNS,	86503600199000	63991040	SHELBY BOUBEL INVOI	0.00	109.01
11010000	126706	11/07/19	10011533	MIXED BAG DESIGNS,	86503600199000	63991040	SKYLAR GIBSON INVOI	0.00	24.84
11010000	126706	11/07/19	10011533	MIXED BAG DESIGNS,	86503600199000	63991040	TIMOTHY TEAGUE INVO	0.00	74.94
11010000	126706	11/07/19	10011533	MIXED BAG DESIGNS,	86503600199000	63991040	ZACHARY LOZANO INVO	0.00	23.76
TOTAL CHECK									2,070.00
11010000	126708	11/07/19	10010931	MVUSD-TRANSPORTATIO	86503600199000	63990001	MV TRANSPORTATION F	0.00	37.80
11010000	126709	11/07/19	10002334	NATIONAL FFA ASSOCI	86503600199000	63990015	AG: OPEN PO NOT TO	0.00	274.50
11010000	126709	11/07/19	10002334	NATIONAL FFA ASSOCI	86503600199000	63990015	AG: OPEN PO NOT TO	0.00	149.00
11010000	126709	11/07/19	10002334	NATIONAL FFA ASSOCI	86503600199000	63990015	AG: OPEN PO NOT TO	0.00	1,397.50
TOTAL CHECK									1,821.00
11010000	126711	11/07/19	10011565	OLD FASHION CANDY C	86503600199000	63990036	MEGA CANDY ASSORTME	0.00	2,700.00
11010000	126711	11/07/19	10011565	OLD FASHION CANDY C	86503600199000	63990036	SHIPPING & HANDLING	0.00	365.75
TOTAL CHECK									3,065.75
11010000	126713	11/07/19	10001507	PENNIE MAPLES	86503610399000	63990038	HONOR CHOIR T-SHIRT	0.00	91.00
11010000	126713	11/07/19	10001507	PENNIE MAPLES	86503610399000	63990038	YOUTH LARGE	0.00	65.00
11010000	126713	11/07/19	10001507	PENNIE MAPLES	86503610399000	63990038	YOUTH EXTRA LARGE	0.00	39.00
11010000	126713	11/07/19	10001507	PENNIE MAPLES	86503610399000	63990038	ADULT - SMALL	0.00	65.00
11010000	126713	11/07/19	10001507	PENNIE MAPLES	86503610399000	63990038	ADULT - 2XL	0.00	15.00
TOTAL CHECK									275.00
11010000	126720	11/07/19	10003921	SAN ANTONIO RAMPAGE	86503600199000	63990002	TICKETS TO THE S. A	0.00	432.00

SUNGARD PENTAMATION  
 DATE: 12/12/2019  
 TIME: 09:32:12

MEDINA VALLEY ISD  
 CHECK REGISTER - BY FUND

PAGE NUMBER: 66  
 ACCTPA21

SELECTION CRITERIA: transact.yr='20' and transact.period='3' and transact.fund like '%'  
 ACCOUNTING PERIOD: 4/20

FUND - 8650 - STUDENT ACTIVITY

CASH ACCT	CHECK NO	ISSUE DT	VENDOR	NAME	BUDGET NUMBER	ACCNT	----DESCRIPTION----	SALES TAX	AMOUNT
11010000	126725	11/07/19	10000761	SONIC DRIVE-IN, #35	86503600199000	63990002	BAND STUDENT MEALS	0.00	660.00
11010000	126726	11/07/19	10009218	SHELBY L COOK	86503600199000	63990041	TOP CAT KIDDIE CAMP	0.00	514.30
11010000	126726	11/07/19	10009218	SHELBY L COOK	86503600199000	63990041	2 XL CHARGE	0.00	5.00
TOTAL CHECK									519.30
11010000	126732	11/07/19	10004624	TEXAS A&M UNIVERSIT	86503600199000	63990036	SCIENCE OLYMPIAD TE	0.00	250.00
11010000	126738	11/07/19	10003803	VIVROUX SPORTING GO	86503600199000	63991012	VOLLEYBALL- ADIDAS	0.00	45.00
11010000	126738	11/07/19	10003803	VIVROUX SPORTING GO	86503600199000	63991012	ADIDAS GAME MODE P	0.00	45.00
11010000	126738	11/07/19	10003803	VIVROUX SPORTING GO	86503600199000	63991012	ADIDAS CRAZY FLIGHT	0.00	91.00
11010000	126738	11/07/19	10003803	VIVROUX SPORTING GO	86503600199000	63991012	SHIPPING AND HANDLI	0.00	25.00
11010000	126738	11/07/19	10003803	VIVROUX SPORTING GO	86503600199000	63991012	VOLLEYBALL- 24 INCH	0.00	760.00
11010000	126738	11/07/19	10003803	VIVROUX SPORTING GO	86503600199000	63991012	BLACK BALL CART. IT	0.00	220.00
11010000	126738	11/07/19	10003803	VIVROUX SPORTING GO	86503600199000	63991012	SHIPPING AND HANDLI	0.00	400.00
11010000	126738	11/07/19	10003803	VIVROUX SPORTING GO	86503600199000	63991012	HEATHER TEE-BLACK.	0.00	1,155.00
TOTAL CHECK									2,741.00
11010000	126749	11/14/19	10011165	A TWO Z GRAPHICS	86503600199000	63991082	SILK SCREEN SHIRT W	0.00	553.00
11010000	126761	11/14/19	10007691	BUSH'S CHICKEN	86503600199000	63991040	MEALS FOR HS XC ATH	0.00	540.00
11010000	126776	11/14/19	10006559	DOMINO'S PIZZA #802	86503600199000	63991011	REFERENCE PO 200012	0.00	128.49
11010000	126776	11/14/19	10006559	DOMINO'S PIZZA #802	86503600199000	63991040	MEALS FOR MS XC ATH	0.00	400.00
11010000	126776	11/14/19	10006559	DOMINO'S PIZZA #802	86503600199000	63990005	PIZZA FOR STUDENTS	0.00	56.00
TOTAL CHECK									584.49
11010000	126788	11/14/19	10011599	GIFTS 'N STUFF	86503604299000	63990045	WHITE SHIRT WITH GR	0.00	210.00
11010000	126788	11/14/19	10011599	GIFTS 'N STUFF	86503604299000	63990045	WHITE SHIRT WITH GR	0.00	28.00
TOTAL CHECK									238.00
11010000	126791	11/14/19	10009840	GREENLEAF WHOLESALE	86503600199000	63991012	FLOWERS FOR VOLLEYB	0.00	50.25
11010000	126796	11/14/19	10000063	HOBBY LOBBY STORES,	86503600199000	63990046	GFABRIC, POSTER, MA	0.00	106.71
11010000	126797	11/14/19	10000249	HOME DEPOT CREDIT S	86503600199000	63990046	WHEELS BOLTS, SCREW	0.00	168.52
11010000	126804	11/14/19	10004057	JOURNEYED.COM, INC	86503604399000	63990045	QUOTE 10343177 #176	0.00	381.00
11010000	126831	11/14/19	10011865	SMITH WALBRIDGE BAN	86503600199000	63990002	FLAG BAGS	0.00	573.75
11010000	126831	11/14/19	10011865	SMITH WALBRIDGE BAN	86503600199000	63990002	SHIPPING	0.00	71.03
TOTAL CHECK									644.78
11010000	126835	11/14/19	10011651	STARLINE COSTUMES	86503600199000	63990046	PURCHASING MAKEUP,	0.00	169.40
11010000	126847	11/14/19	10002018	VARSIITY BRANDS HOLD	86503600199000	63990004	30 INCH MEGAPHONE	0.00	263.60
11010000	126847	11/14/19	10002018	VARSIITY BRANDS HOLD	86503600199000	63990004	SCRIPT NAME SCREEN	0.00	136.00
11010000	126847	11/14/19	10002018	VARSIITY BRANDS HOLD	86503600199000	63990004	3 COLOR MEG SCREEN	0.00	176.00
11010000	126847	11/14/19	10002018	VARSIITY BRANDS HOLD	86503600199000	63990004	CLASS OF 2021 SILKS	0.00	48.00
11010000	126847	11/14/19	10002018	VARSIITY BRANDS HOLD	86503600199000	63990004	CLASS OF 2022 SILKS	0.00	56.00
11010000	126847	11/14/19	10002018	VARSIITY BRANDS HOLD	86503600199000	63990004	SILKSCREEN ART CHAR	0.00	31.00

SUNGARD PENTAMATION  
 DATE: 12/12/2019  
 TIME: 09:32:12

MEDINA VALLEY ISD  
 CHECK REGISTER - BY FUND

PAGE NUMBER: 67  
 ACCTPA21

SELECTION CRITERIA: transact.yr='20' and transact.period='3' and transact.fund like '%'  
 ACCOUNTING PERIOD: 4/20

FUND - 8650 - STUDENT ACTIVITY

CASH ACCT	CHECK NO	ISSUE DT	VENDOR	NAME	BUDGET NUMBER	ACCNT	----DESCRIPTION----	SALES TAX	AMOUNT
11010000	126847	11/14/19	10002018	VARSITY BRANDS HOLD	86503600199000	63990004	SHIPPING & HANDLING	0.00	0.52
TOTAL CHECK									711.12
11010000	126851	11/14/19	10000356	WALMART	86503600199000	63990046	COSTUMING/SET - SEW	0.00	83.68
11010000	126851	11/14/19	10000356	WALMART	86503604299000	63990039	OPEN PO	0.00	94.59
TOTAL CHECK									178.27
11010000	126864	11/21/19	10008518	AGILE SPORTS TECHNO	86503600199000	63991032	HUDL ASSIST FOR GIR	0.00	900.00
11010000	126864	11/21/19	10008518	AGILE SPORTS TECHNO	86503600199000	63991031	HUDL ASSIST FOR BOY	0.00	900.00
TOTAL CHECK									1,800.00
11010000	126869	11/21/19	10009608	AL'S GOURMET NUTS	86503604299000	63990002	GOURMET NUTS SOLD	0.00	2,618.50
11010000	126879	11/21/19	10011084	BRIMAR INDUSTRIES	86503600199000	63990038	PEEL & STICK FLUORE	0.00	211.00
11010000	126879	11/21/19	10011084	BRIMAR INDUSTRIES	86503600199000	63990038	SHIPPING & HANDLING	0.00	13.42
TOTAL CHECK									224.42
11010000	126905	11/21/19	10006559	DOMINO'S PIZZA #802	86503600199000	63990068	COMPUTER SCIENCE CL	0.00	74.28
11010000	126905	11/21/19	10006559	DOMINO'S PIZZA #802	86503600199000	63990002	PIZZA 19 CHEESE, PE	0.00	469.00
TOTAL CHECK									543.28
11010000	126911	11/21/19	10004759	EDUCATIONAL INNOVAT	86503610599000	63990038	BICONCAVE LENSES -	0.00	7.90
11010000	126911	11/21/19	10004759	EDUCATIONAL INNOVAT	86503610599000	63990038	BUTTON BATTERIES 38	0.00	10.95
11010000	126911	11/21/19	10004759	EDUCATIONAL INNOVAT	86503610599000	63990038	FRIGHTENED GRASSHOP	0.00	10.95
11010000	126911	11/21/19	10004759	EDUCATIONAL INNOVAT	86503610599000	63990038	HAND-CRANKED GENERA	0.00	14.95
11010000	126911	11/21/19	10004759	EDUCATIONAL INNOVAT	86503610599000	63990038	LARGE AND LONG PIPE	0.00	11.25
11010000	126911	11/21/19	10004759	EDUCATIONAL INNOVAT	86503610599000	63990038	MINIATURE LIGHT BUL	0.00	34.75
11010000	126911	11/21/19	10004759	EDUCATIONAL INNOVAT	86503610599000	63990038	PRISM GLASSES (DOUB	0.00	8.95
11010000	126911	11/21/19	10004759	EDUCATIONAL INNOVAT	86503610599000	63990038	ROCKET FILM CANISTE	0.00	7.95
11010000	126911	11/21/19	10004759	EDUCATIONAL INNOVAT	86503610599000	63990038	ROOM THERMOMETER -	0.00	22.50
11010000	126911	11/21/19	10004759	EDUCATIONAL INNOVAT	86503610599000	63990038	SPRING SCALES - 500	0.00	27.50
11010000	126911	11/21/19	10004759	EDUCATIONAL INNOVAT	86503610599000	63990038	SPY PEN - INVISIBLE	0.00	6.50
TOTAL CHECK									164.15
11010000	126925	11/21/19	10006464	H.E.B. GROCERY COMP	86503610399000	63990038	OPEN PO FOR ACCELER	0.00	29.88
11010000	126925	11/21/19	10006464	H.E.B. GROCERY COMP	86503610399000	63990038	OPEN PO FOR ACCELER	0.00	59.76
11010000	126925	11/21/19	10006464	H.E.B. GROCERY COMP	86503610399000	63990038	OPEN PO FOR ACCELER	0.00	64.74
TOTAL CHECK									154.38
11010000	126935	11/21/19	10000249	HOME DEPOT CREDIT S	86503604399000	63990067	LUMBER, PAINT, FAST	0.00	266.90
11010000	126937	11/21/19	10011890	I FLY SAN ANTONIO	86503600199000	63990026	DIVE INTO STEM PACK	0.00	748.50
11010000	126937	11/21/19	10011890	I FLY SAN ANTONIO	86503600199000	63990026	PIZZA LUNCH	0.00	150.00
11010000	126937	11/21/19	10011890	I FLY SAN ANTONIO	86503600199000	63990026	HIGH FLIGHT	0.00	150.00
TOTAL CHECK									1,048.50
11010000	126966	11/21/19	10011889	MONICA LYNN SIMS-HA	86503600199000	63990041	LARGE SPARKLE EARRI	0.00	112.00
11010000	126966	11/21/19	10011889	MONICA LYNN SIMS-HA	86503600199000	63990041	MEDIUM HOOPS FOR HI	0.00	76.00
TOTAL CHECK									188.00
11010000	126973	11/21/19	10011927	NEIGHBORS, LLC	86503600199000	63990002	COOKIE DOUGH, POPCO	0.00	2,376.00
11010000	126973	11/21/19	10011927	NEIGHBORS, LLC	86503600199000	63990002	LESS THAN MINIMUM F	0.00	170.00

SUNGARD PENTAMATION  
 DATE: 12/12/2019  
 TIME: 09:32:12

MEDINA VALLEY ISD  
 CHECK REGISTER - BY FUND

PAGE NUMBER: 68  
 ACCTPA21

SELECTION CRITERIA: transact.yr='20' and transact.period='3' and transact.fund like '%'  
 ACCOUNTING PERIOD: 4/20

FUND - 8650 - STUDENT ACTIVITY

CASH ACCT	CHECK NO	ISSUE DT	VENDOR	NAME	BUDGET NUMBER	ACCNT	-----DESCRIPTION-----	SALES TAX	AMOUNT
TOTAL CHECK								0.00	2,546.00
11010000	126975	11/21/19	10009844	RAUL PEREZ	86503610499000	63990039	19-20 JR LIGHTHOUSE	0.00	180.00
11010000	126975	11/21/19	10009844	RAUL PEREZ	86503610499000	63990039	19-20 SR LIGHTHOUSE	0.00	288.00
TOTAL CHECK								0.00	468.00
11010000	127004	11/21/19	10000761	SONIC DRIVE-IN, #35	86503600199000	63990038	SONIC GIFT CARD-STU	0.00	100.00
11010000	127026	11/21/19	10000356	WALMART	86503600199000	63990046	COSTUMING/SET - SEW	0.00	132.53
11010000	127031	11/21/19	10011943	WHATABURGER	86503600199000	63990041	20 STUDENT MEALS FO	0.00	115.00
11010000	V126858	11/21/19	10011631	AUSTIN MICHAEL LEE	86503600199000	63990002	COLORGUARD BAND CON	0.00	875.00
11010000	V126859	11/21/19	10011567	BRANDON NUELLES	86503600199000	63990002	COLORGUARD INSTRUCT	0.00	875.00
11010000	V126861	11/21/19	10010213	RUBEN RAMIRO ALEJAN	86503600199000	63990002	COLORGUARD INSTRUCT	0.00	2,500.00
TOTAL CASH ACCOUNT								0.00	35,121.09
TOTAL FUND								0.00	35,121.09
TOTAL REPORT								0.00	2,112,166.01



# Superintendent Briefing

December 16, 2019

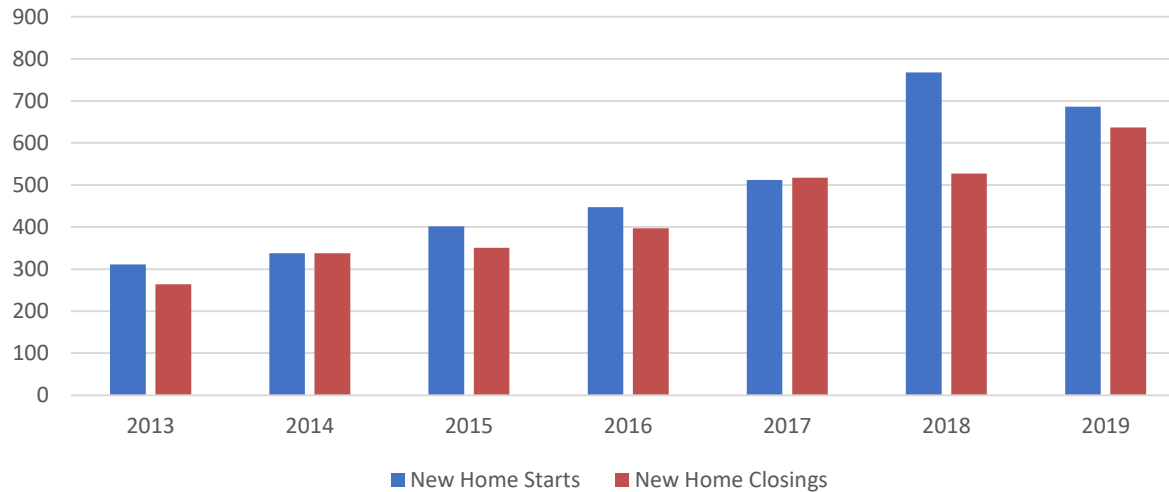
# District Enrollment

	<u>6/6/19</u>	<u>12/13/19</u>	<u>Growth</u>
Castroville Elementary	619	638	+ 19
LaCoste Elementary	550	548	- 2
Potranco Elementary	712	796	+ 84
Luckey Ranch Elementary	763	847	+ 84
Loma Alta Middle School	693	783	+ 90
Medina Valley Middle School	613	643	+ 30
Medina Valley High School	1525	1632	+ 107
<b>Totals</b>	<b>5475</b>	<b>5887</b>	<b>+ 412</b>

End of 18-19 Enrollment: 5,475  
Growth over end of 18-19: + 412  
**7.53% increase** over end of 18-19.



# Medina Valley ISD New Housing Activity



Starts	2013	2014	2015	2016	2017	2018	2019
1Q	72	115	70	84	112	124	161
2Q	86	69	109	94	143	163	273
3Q	75	87	105	153	150	199	252
4Q	78	67	118	116	107	282	
Total	311	338	402	447	512	768	686

Closings	2013	2014	2015	2016	2017	2018	2019
1Q	50	115	76	79	119	109	192
2Q	67	69	81	93	133	146	239
3Q	59	87	86	101	134	132	206
4Q	88	67	108	124	131	140	
Total	264	338	351	397	517	527	637

- Medina Valley ISD started more than 250 homes in 3Q19, the most starts in the past ten years
- The district closed approx. 637 homes so far in 2019, putting them on pace to close approximately 850 homes by the end of the year





# San Antonio New Home Ranking Report

## ISD Ranked by Annual Closings – 3Q19

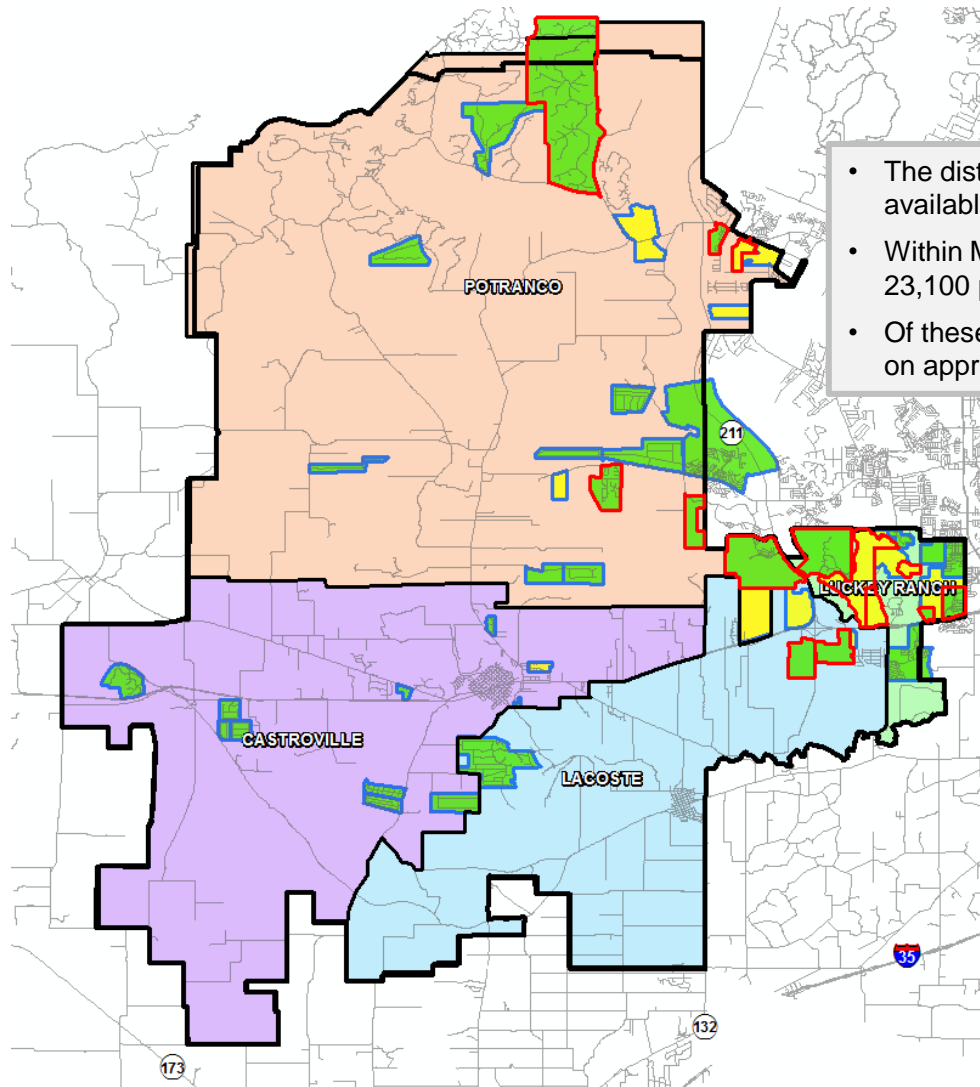
Rank	District Name	Annual Starts	Annual Closings	VDL	Future
1	Northside ISD	3,961	3,727	5,240	31,759
2	Comal ISD	2,162	2,078	3,532	27,282
3	Judson ISD	1,260	1,276	1,798	5,418
4	New Braunfels ISD	849	847	1,148	8,502
<b>5</b>	<b>Medina Valley ISD</b>	<b>928</b>	<b>778</b>	<b>478</b>	<b>23,146*</b>
6	Schertz-Cibolo U City ISD	769	753	1,189	9,538
7	Boerne ISD	725	685	1,706	11,124
8	East Central ISD	693	590	937	10,776
9	North East ISD	536	480	889	6,012
10	Southwest ISD	381	228	488	6,799
11	San Antonio ISD	261	169	426	1,663
12	Southside ISD	157	124	81	5,370
13	Navarro ISD	64	106	22	4,330
14	South San Antonio ISD	156	84	190	375
15	Harlandale ISD	64	78	14	29
16	Marion ISD	45	57	43	236
17	Alamo Heights ISD	37	46	78	71
18	Seguin ISD	43	25	133	3,833
19	Comfort ISD	0	0	0	0
20	Edgewood ISD	44	0	62	32
21	Somerset ISD	0	0	0	394

\* Based on additional Templeton Demographics housing research





# District Housing Overview



- The district has more than 470 lots available to build on
- Within MVISD there are more than 23,100 planned future lots
- Of these, groundwork is underway on approx. 1,550 lots within MVISD

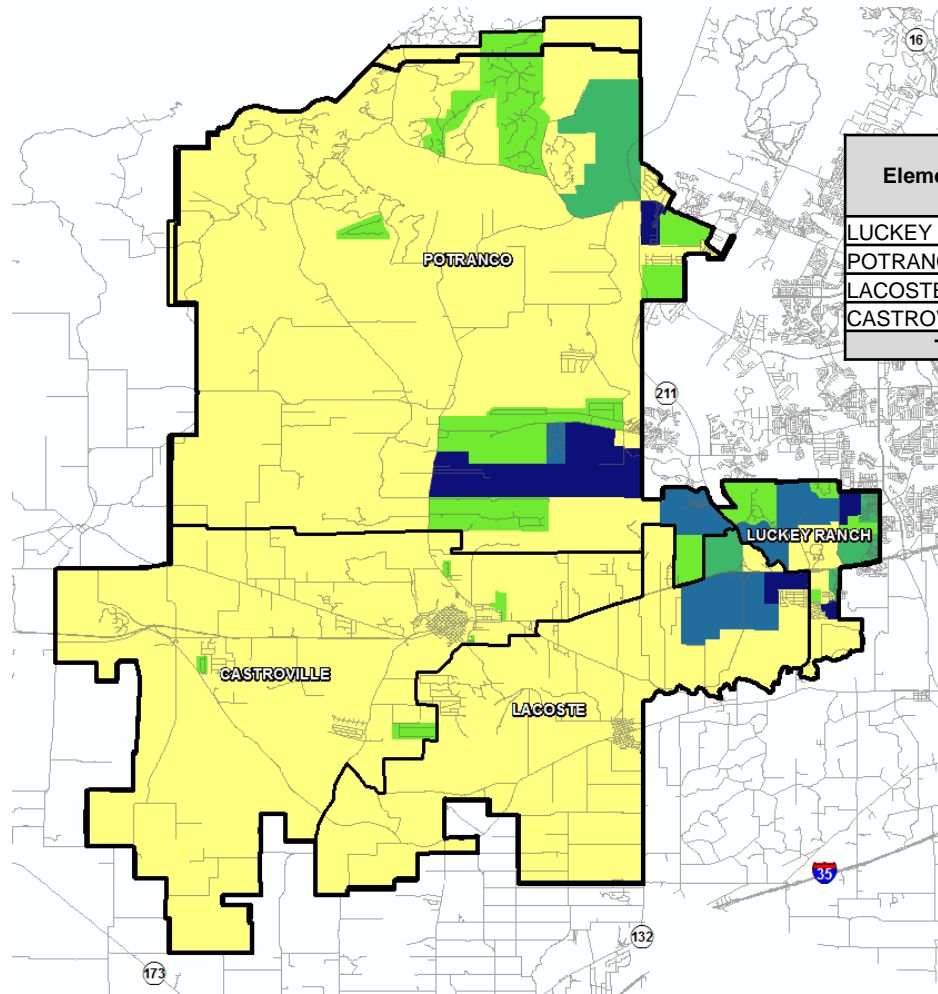
**Subdivisions**

- ACTIVE
- FUTURE
- Groundwork Underway

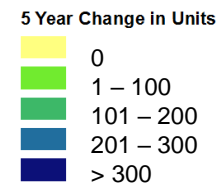




# 5 Year Change in Residential Units by Planning Area

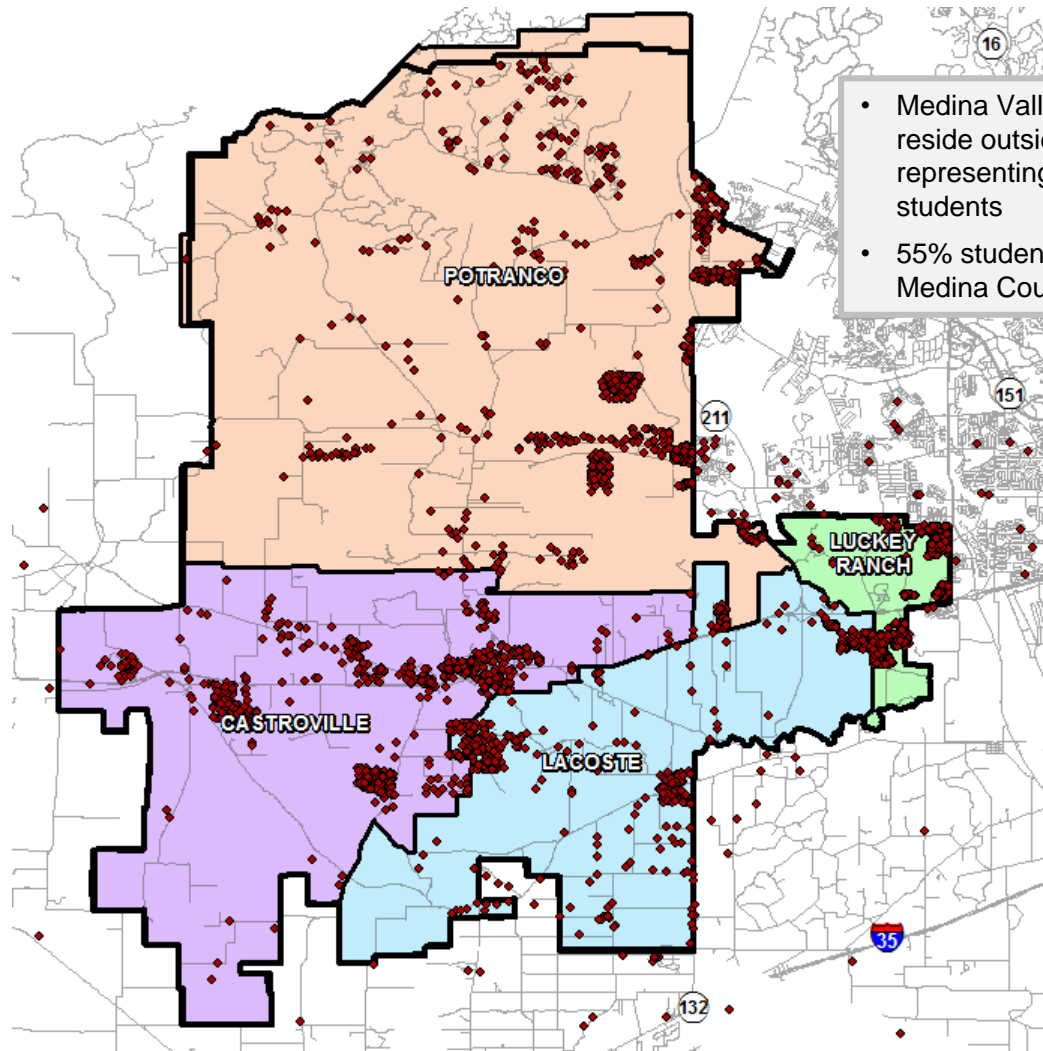


Elementary Zone	Total Change in Residential Units 2019/20- 2024/25
LUCKEY RANCH	2,549
POTRANCO	1,705
LACOSTE	960
CASTROVILLE	106
<b>TOTAL</b>	<b>5,320</b>





# Student Density



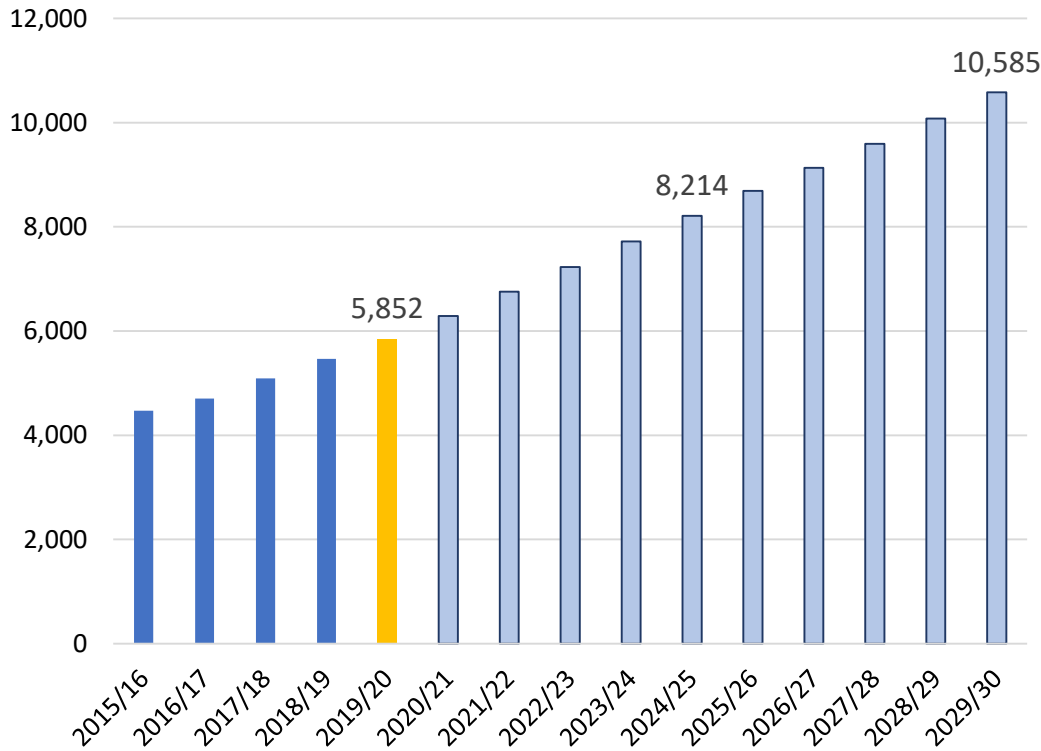
- Medina Valley ISD has 283 students that reside outside the district boundary, representing 4.6% of all the district students
- 55% students within the district reside in Medina County





# Key Takeaways

## Projected Enrollment




- Medina Valley ISD will continue to experience enrollment growth due to a strong housing market
- Luckey Ranch and Potranco Elementary zones could see more than 4,000 additional residential units in the next 5 years
- The district is forecasted to add 950 to 1,000 single family homes a year for the next 5 years
- MV ISD is expected to enroll more than 8,200 students by 2024-25 and more than 10,500 students by 2029-30

# Campus Safety Drills

- All 7 campuses were compliant with fire drills for the first semester.
- Fire and safety drill reports are sent to Mrs. Stivors each month.

**Fire Exit Drills & Fire Prevention  
Education in Schools**



**TEXAS DEPARTMENT OF INSURANCE**  
 STATE FIRE MARSHAL'S OFFICE Mail Code 112-FM  
 333 Guadalupe • P. O. Box 149221, Austin, Texas  
 78714-9221  
 512-676-6800 • 512-490-1063 fax • www.tdi.texas.gov

One form is required for each campus.

Please complete this form and keep it in your school or school district records for three years.

SCHOOL NAME			SCHOOL DISTRICT			SCHOOL YEAR 2018-2019		
PHYSICAL ADDRESS						ZIP CODE*4		
PHONE NUMBER ( )		CITY		COUNTY		DISTRICT ID #		CAMPUS ID #
Name of Fire Department serving school campus								

Please mark an X in each appropriate box to show the grade levels in your school.

Sp.Ed.	ECE	PK	K	1	2	3	4	5	6	7	8	9	10	11	12

**Fire Exit Drill Information**

School Fire Drills are required by local fire code adoption or, in areas without codes, the fire inspection rules of the State Fire Marshal.

DATE OF EXIT DRILLS	AUG	SEPT	OCT	NOV	DEC	JAN	FEB	MAR	APR	MAY	JUNE	JULY
Please mark an X in each appropriate box to show that a fire drill took place.												

**Fire Safety Education**

Fire safety education should include items such as home escape plans, kitchen safety, monthly smoke detector checks, etc. Lessons may be found in Fire Safety for Texans curriculum guides at [www.tdi.texas.gov/fire](http://www.tdi.texas.gov/fire).

The percentage of students participating in age-appropriate Fire Safety Education during the school year is: \_\_\_\_\_ %

**Certification**

I certify that the above information is correct.

SIGNATURE: _____ SCHOOL ADMINISTRATOR Name	Title _____ Date _____
---	---------------------------

Preparation of this form is mandated by the Texas Insurance Commissioner through the adoption of the "Fire Suppression Rating Schedule." This schedule enumerates specific credit points used in calculating local insurance rates. A minimum of nine (9) drills is needed, one (1) per month for each month having 10 school days or more to achieve full credit for fire drills. If you have questions on fire drills, contact your local fire official. For more information about fire exit drill requirements in Texas, go to <http://www.tdi.texas.gov/fire/fmschl.html>.

Information solicited in this form will be combined with that of other schools served by specific fire departments and used to calculate insurance rates for your community. In addition to the enhancement to student safety that comes from holding regular fire exit drills and by providing fire prevention education, the residents in your community may benefit from lower insurance rates. Questions relating to this form may be directed to the State Fire Marshal's Office by E-mail to [fire.marshall@tdi.texas.gov](mailto:fire.marshall@tdi.texas.gov). **Please do not send forms to the State Fire Marshal.**

Thank you!

SF242 REV. 06/18

**MEDINA VALLEY INDEPENDENT SCHOOL DISTRICT**  
**Board Minutes**

*School Board of Trustees Regular Board Meeting – November 18, 2019*  
*8449 FM 471 South, Castroville, Texas 78009*  
*Medina Valley Independent School District Board Room*

---

A Regular Meeting of the Board of Trustees of Medina Valley ISD was held Monday, November 18, 2019, beginning at 6:30 PM in the Medina Valley ISD Central Office Board Room.

I. First Order of Business

A. Establish a Quorum

Shannon Beasley, Board President, called the Medina Valley ISD Regular Board Meeting to order at 6:30 pm, a quorum of the Board Members were present, Shannon Beasley, Beth Zinsmeyer, Jennilea Campbell, Darren Calvert, Mario De Leon, Terry Groff and Bruce Haby.

B. Everyone stood for the Pledge of Allegiance to the Flag followed by a moment of silence.

II. Announcements/Communications/Presentations

A. Recognition of Holiday Card Artwork Winner - *Marin Castiglione, MVHS*

The Board congratulated Miss Castiglione from Medina Valley High School for winning the District Holiday Card Artwork contest.

B. Information on Options Concerning Series 2010 Bonds

Derek Honea presented the Board with options concerning the Series 2010 Bonds. No Action was taken.

C. Construction Update

Paul Holzhaus presented his monthly Construction Update.

D. Financial Briefing

JC Zamora presented his monthly Financial Briefing.

E. Superintendent Briefing

Dr. Rohrbach presented his monthly Superintendent Briefing.

III. Hear from Patrons and/ or Staff - none

Board President Shannon Beasley announced that the next item on the agenda was to consider the Level Three public complaint of Mr. George Ortega. The date is November 18, 2019, and it now is 7:00pm. This complaint will be heard in Closed Session pursuant to Section 551.074 of the Texas Government Code. Accordingly, the Board will now convene into closed session under this provision.

IV. Closed Session

A. Pursuant to Texas Government Code 551.074, the Board will consider the Level III grievance brought by Mr. George Ortega.

Board President Shannon Beasley announced that the Board would reconvene into Open Session at 9:51 pm.

V. Deliberate and take possible action concerning the Level III grievance brought by Mr. George Ortega

**MEDINA VALLEY INDEPENDENT SCHOOL DISTRICT**  
**Board Minutes**

*School Board of Trustees Regular Board Meeting – November 18, 2019*  
*8449 FM 471 South, Castroville, Texas 78009*  
*Medina Valley Independent School District Board Room*

---

Mario De Leon made a Motion, seconded by Beth Zinsmeyer, to DENY the Level Three grievance of Mr. Ortega and further moved that the Board deny the requested remedies. All seven Board Members voted for and the Motion passed.

VI. Discussion and Possible Action Items

A. Consent Agenda Items

1. MVISD Board Meeting Minutes October 21, 2019
2. Donations: From Band Sponsors \$14,500.00
3. Superintendent's Report on Budgeted Purchases of Goods/Services in Excess of \$50,000 - none

Beth Zinsmeyer made a Motion, seconded by Terry Groff, to approve the Consent Agenda Items as presented. All seven Board Members voted for and the Motion passed.

B. Consider District Plan for RTI/MTSS

Mrs. Switzer presented the RTI/MTSS plan to the Board for consideration.

Darren Calvert made a Motion, seconded by Beth Zinsmeyer, to adopt the MVISD Plan for RTI/MTSS as presented. All seven Board Members voted for and the Motion passed.

C. Consider MVISD Long-Range Plan for Digital Learning

Mrs. Parra presented the Long-Range Plan for Digital Learning to the Board for consideration.

Jennilea Campbell made a Motion, seconded by Darren Calvert, to adopt the MVISD Long-Range Plan for Digital Learning as presented. All seven Board Members voted for and the Motion passed.

D. Consider Appointment of MVISD Campus Threat Assessment Teams

Dr. Rohrbach presented information for the Board to consider with the appointment of the MVISD Campus Threat Assessment Teams.

Mario De Leon made a Motion, seconded by Terry Groff, to approve the MVISD Campus Threat Assessment Teams, with the following changes: remove Ken Center as Safety/EOP at Castroville Elementary and replace with Vice-Principal Katherine Perez; and add the name of the social worker to be hired on tonight's agenda to the social worker position on the teams at Castroville Elementary, LaCoste Elementary, and Luckey Ranch Elementary, once the hiring is final. All seven Board Members voted for and the Motion passed.

**MEDINA VALLEY INDEPENDENT SCHOOL DISTRICT**  
**Board Minutes**

*School Board of Trustees Regular Board Meeting – November 18, 2019*  
*8449 FM 471 South, Castroville, Texas 78009*  
*Medina Valley Independent School District Board Room*

---

E. Consider Resolution of Votes Cast to Elect Directors for The Appraisal District of Medina County for 2020-2021

Dr. Rohrbach presented a resolution for consideration to the Board for casting their 1388 votes for the Medina County Appraisal District Board.

Terry Groff made a Motion, seconded by Beth Zinsmeyer, to adopt the resolution to cast the 1388 MVISD votes for Tim Hardt for The Medina County Appraisal District Board. All seven Board Members voted for and the Motion passed.

F. Consider Purchases in Accordance with the Technology Obsolescence Plan and Long-Range Technology Plan

1. Replacement of District Telephone System

Dr. Rohrbach and Mr. Englehart spoke to the Board about the necessity to have the District Telephone System replaced.

Beth Zinsmeyer made a Motion, seconded by Darren Calvert, to approve the replacement of the District Telephone system as presented. All seven Board Members voted for and the Motion passed.

G. Consider Revisions to Job Classifications and Additional Duty Rates

Dr. Rohrbach and Jason Migura presented information about the revisions to the Job Classifications and Additional Duty Rates for the Board to consider.

Mario De Leon made a Motion, seconded by Beth Zinsmeyer, to approve the Job Classifications and Additional Duty Rates revisions as presented. All seven Board Members voted for and Motion passed.

H. Budget Amendment

JC Zamora presented the monthly budget amendment for the Board to consider.

Jennilea Campbell made a Motion, seconded by Beth Zinsmeyer, to approve the monthly budget amendment as presented. All seven Board Members voted for and the Motion passed.

Board President Shannon Beasley announced that in accordance with the Texas Open Meetings Act the Board of Trustees will convene into Closed Session at 8:55 pm. No voting will take place in the closed meeting. Any action the board wishes to take as a result of discussions in closed session will take place after the board reconvenes in the open meeting.

**MEDINA VALLEY INDEPENDENT SCHOOL DISTRICT  
Board Minutes**

*School Board of Trustees Regular Board Meeting – November 18, 2019  
8449 FM 471 South, Castroville, Texas 78009  
Medina Valley Independent School District Board Room*

---

VII. Closed Session

- A. Consider Personnel Matters (TX Govt. Code Section 551.074)
  - 1. Deliberate the appointment, employment, evaluation, reassignment, duties, discipline, or dismissal of a public officer or employee
- B. Private consultation with the Board's attorney (TX Govt. Code Section 551.071)
- C. Consider Real Property/Land (TX Govt. Code Section 551.072)

Board President Shannon Beasley announced that the Board would reconvene into Open Session at 9:14 pm.

VIII. Action as appropriate after closed session

- B. Consider and take possible action on professional contracts

Jennilea Campbell made a Motion, seconded by Darren Calvert, to approve the contract recommendations by the Superintendent for professional educators as presented. All 7 Board Members voted for and the Motion passed.

Board President Shannon Beasley congratulated the following Medina Valley ISD new hires:

- Lindsay Minarovic, Social Worker
- Anna Babbitt, Potranco Elementary Teacher

- C. Consideration of future meeting dates  
The Board and Superintendent discussed the necessity to have a December 2, 2019 Called Meeting.

IX. Adjournment

Mario De Leon made a Motion, seconded by Darren Calvert, to adjourn the Regular School Board Meeting at 9:16 pm on November 18, 2019. All 7 Board Members voted for and the Motion passed.

\_\_\_\_\_  
Shannon Beasley, Board President

\_\_\_\_\_  
Jennilea Campbell, Board Secretary

Board Approved \_\_\_\_\_

**MEDINA VALLEY INDEPENDENT SCHOOL DISTRICT**  
**Board Minutes**

*School Board of Trustees Regular Board Meeting – December 2, 2019, 2019*  
*8449 FM 471 South, Castroville, Texas 78009*  
*Medina Valley Independent School District Board Room*

---

A Called Meeting of the Board of Trustees of Medina Valley ISD was held Monday, December 2, 2019, beginning at 6:00 PM in the Medina Valley ISD Central Office Board Room.

I. First Order of Business

A. Establish a Quorum

Shannon Beasley, Board President, called the Medina Valley ISD Called Board Meeting to order at 6:00 pm, a quorum of the Board Members were present, Shannon Beasley, Beth Zinsmeyer, Jennilea Campbell, Darren Calvert, Mario De Leon, Terry Groff and Bruce Haby.

II. Hear from Patrons and/or Staff - none

III. Discussion and Possible Action Items

A. Consider Gym Facility Rental

Jennilea Campbell made a Motion, seconded by Mario De Leon to DENY the gym facility request from Mr. Holderby. Shannon Beasley, Beth Zinsmeyer, Jennilea Campbell, Mario De Leon and Terry Groff voted for the Motion. Bruce Haby and Darren Calvert voted against the Motion. The Motion passed.

B. Consider committee recommendation of general contractor ranking for the 2019 Bond Elementary #5 (Ladera Subdivision)

Mario De Leon made a Motion, seconded by Beth Zinsmeyer, to accept the competitive sealed proposals and approve the committee recommendation of general contractor ranking for the 2019 Bond Project: Elementary #5 and authorize the Superintendent, Dr. Kenneth Rohrbach to negotiate a contract with the selected contractor in the order presented. All seven Board Members voted for and the Motion passed.

IV. Adjournment

Mario De Leon made a Motion, seconded by Darren Calvert, to adjourn the Called School Board Meeting at 6:29 pm on December 2, 2019.

---

Shannon Beasley, Board President

---

Jennilea Campbell, Board Secretary

Board Approved \_\_\_\_\_

# MEDINA VALLEY INDEPENDENT SCHOOL DISTRICT

"Proud of our past, dedicated to the present, committed to the Future"



## Request for Board Acceptance of Donation (\$500 and above)

School/Department: Medina Valley Athletics

Donor: MV Athletic Booster

Address: PO Box 866  
Castroville, TX 78009

Donor Contact Name: Karen McCauley

Donor Contact Phone: 405-414-7996

### Donation Description:

HWDL for all programs.

### Medina Valley ISD Board Action Required

Approved      or      Disapproved

Date: \_\_\_\_\_

MEDINA VALLEY ATHLETIC BOOSTERS

PO BOX 866  
CASTROVILLE, TX 78009

1449

88-916/1149  
02

DATE 12-2-19

CHECK ARMOR

PAY  
TO THE  
ORDER OF

~~Hudd~~<sup>cm</sup> MV Athletics

\$ 3399.00 <sup>w/x</sup> ~~xx~~

Three Thousand Three Hundred Ninety Nine and <sup>w/x</sup> ~~no~~ DOLLARS

Security Features Details on Back



Hondo 830-426-3066  
Castroville 830-538-3411  
Lyle 830-772-4445  
Costle 830-762-3311

FOR

Hudd

Cathy Martz

MP

⑈001449⑈ ⑆114909165⑆ 05 620 0⑈

**MEDINA VALLEY INDEPENDENT SCHOOL DISTRICT**  
**ANNUAL FINANCIAL REPORT FOR THE YEAR ENDED**  
**AUGUST 31, 2019**

**MEDINA VALLEY INDEPENDENT SCHOOL DISTRICT  
ANNUAL FINANCIAL REPORT  
FOR THE YEAR ENDED AUGUST 31, 2019**

**TABLE OF CONTENTS**

<b><u>Exhibit</u></b>		<b><u>Page</u></b>
	CERTIFICATE OF BOARD	3
	Independent Auditor's Report	4-6
	Management's Discussion and Analysis	7-13
	<b><u>Basic Financial Statements</u></b>	
	Government Wide Statements:	
A-1	Statement of Net Position	14
B-1	Statement of Activities	15
	Governmental Fund Financial Statements:	
C-1	Balance Sheet	16-17
C-2	Reconciliation of the Governmental Funds Balance Sheet to the Statement of Net Position	18
C-3	Statement of Revenues, Expenditures, and Changes in Fund Balance	19-20
C-4	Reconciliation of the Governmental Funds Statement of Revenues, Expenditures, and Changes in Fund Balances to the Statement of Activities	21
	Proprietary Fund Financial Statements:	
D-1	Statement of Net Position	22
D-2	Statement of Revenues, Expenses, and Changes in Fund Net Position	23
D-3	Statement of Cash Flows	24
	Fiduciary Fund Financial Statements:	
E-1	Statement of Fiduciary Net Position	25
	Notes to the Financial Statements	26-52
	<b><u>Required Supplementary Information</u></b>	
G-1	Schedule of Revenues, Expenditures, and Changes in Fund Balance - Budget and Actual - General Fund	53
G-2	Schedule of the District's Proportionate Share of the Net Pension Liability	54-55
G-3	Schedule of District's Contributions for Pensions	56-57
G-4	Schedule of the District's Proportionate Share of the Net OPEB Liability	58
G-5	Schedule of the District's Contributions for Other Post-Employment Benefits	59
	Notes to Required Supplementary Information	60-61
	<b><u>Combining Statements</u></b>	
	Nonmajor Governmental Funds:	
H-1	Combining Balance Sheet	62-65
H-2	Combining Statement of Revenues, Expenditures, and Changes in Fund Balances	66-69

**TABLE OF CONTENTS (CONTINUED)**

<b><u>Exhibit</u></b>		<b><u>Page</u></b>
	<b><u>T.E.A. Required Schedules</u></b>	
J-1	Schedule of Delinquent Taxes Receivable	70-71
J-2	Schedule of Revenues, Expenditures, and Changes in Fund Balance Budget and Actual - Child Nutrition Program	72
J-3	Schedule of Revenues, Expenditures, and Changes in Fund Balance Budget and Actual - Debt Service Fund	73
	<b><u>Federal Section</u></b>	
	Independent Auditor's Report on Internal Control Over Financial Reporting and on Compliance and Other Matters Based on an Audit of Financial Statements Performed in Accordance with <i>Government Auditing Standards</i>	74-75
	Independent Auditor's Report on Compliance for Each Major Program and on Internal Control Over Compliance Required by the Uniform Guidance	76-77
	Schedule of Findings and Questioned Costs	78-80
	Summary Schedule of Prior Audit Findings	81
	Corrective Action Plan	82
K-1	Schedule of Expenditures of Federal Awards	83
	Notes on Accounting Policies for Federal Awards	84
L-1	Schools First Questionnaire	

CERTIFICATE OF BOARD

<u>Medina Valley Independent School District</u>	<u>Medina</u>	<u>163908</u>
Name of School District	County	Co. Dist. Number

We, the undersigned, certify that the attached annual financial reports of the above-named school district were reviewed and (check one) \_\_\_\_\_ approved \_\_\_\_\_ disapproved for the year ended August 31, 2019 at a meeting of the Board of Trustees of such school district on the \_\_\_\_\_ of \_\_\_\_\_, 2019.

\_\_\_\_\_  
Signature of Board Secretary

\_\_\_\_\_  
Signature of Board President

If the Board of Trustees disapproved of the auditors' report, the reason(s) for disapproving it is(are):

(attach list as necessary)

# COLEMAN, HORTON & COMPANY, LLP

## Certified Public Accountants

400 E. NOPAL STREET • UVALDE, TEXAS 78801-5305  
www.colemanhortoncpa.com

ROBERT O. COLEMAN, CPA  
STEPHEN L. HORTON, CPA  
DEBORAH V. McDONALD, CPA  
DEREK L. WALKER, CPA  
DUSTY R. ROUTH, CPA

TEL (830) 278-6276  
FAX (830) 278-6868  
chc@colemanhortoncpa.com

### INDEPENDENT AUDITOR'S REPORT

To the Board of Trustees  
Medina Valley Independent School District  
8449 FM 471 South  
Castroville, Texas 78009

#### **Report on the Financial Statements**

We have audited the accompanying financial statements of the governmental activities, each major fund, and the aggregate remaining fund information of the Medina Valley Independent School District, as of and for the year ended August 31, 2019, and the related notes to the financial statements, which collectively comprise the Medina Valley Independent School District's basic financial statements as listed in the table of contents.

#### ***Management's Responsibility for the Financial Statements***

Management is responsible for the preparation and fair presentation of these financial statements in accordance with accounting principles generally accepted in the United States of America; this includes the design, implementation, and maintenance of internal control relevant to the preparation and fair presentation of financial statements that are free from material misstatement, whether due to fraud or error.

#### ***Auditor's Responsibility***

Our responsibility is to express opinions on these financial statements based on our audit. We conducted our audit in accordance with auditing standards generally accepted in the United States of America and the standards applicable to financial audits contained in *Government Auditing Standards*, issued by the Comptroller General of the United States. Those standards require that we plan and perform the audit to obtain reasonable assurance about whether the financial statements are free from material misstatement.

An audit involves performing procedures to obtain audit evidence about the amounts and disclosures in the financial statements. The procedures selected depend on the auditor's judgment, including the assessment of the risks of material misstatement of the financial statements, whether due to fraud or error. In making those risk assessments, the auditor considers internal control relevant to the entity's preparation and fair presentation of the financial statements in order to design audit procedures that are appropriate in the circumstances, but not for the purpose of expressing an opinion on the effectiveness of the entity's internal control. Accordingly, we express no such opinion. An audit also includes evaluating the appropriateness of accounting policies used and the reasonableness of significant accounting estimates made by management, as well as evaluating the overall presentation of the financial statements.

We believe that the audit evidence we have obtained is sufficient and appropriate to provide a basis for our audit opinions.

## ***Opinions***

In our opinion, the financial statements referred to above present fairly, in all material respects, the respective financial position of the governmental activities, each major fund, and the aggregate remaining fund information of the Medina Valley Independent School District as of August 31, 2019, and the respective changes in financial position, and, where applicable, cash flows thereof for the year then ended in accordance with accounting principles generally accepted in the United States of America.

## ***Other Matters***

### *Required Supplementary Information*

Accounting principles generally accepted in the United States of America require that the Management's Discussion and Analysis, the Schedule of Revenues, Expenditures, and Changes in Fund Balance-Budget and Actual-General Fund, Schedule of the District's Proportionate Share of the Net Pension Liability, Schedule of District's Contributions for Pensions, Schedule of the District's Proportionate Share of the Net OPEB Liability, and Schedule of the District's Contributions for Other Post-Employment Benefits, on pages 7-13 and 53-59 be presented to supplement the basic financial statements. Such information, although not a part of the basic financial statements, is required by the Governmental Accounting Standards Board, who considers it to be an essential part of financial reporting for placing the basic financial statements in an appropriate operational, economic, or historical context. We have applied certain limited procedures to the required supplementary information in accordance with auditing standards generally accepted in the United States of America, which consisted of inquiries of management about the methods of preparing the information and comparing the information for consistency with management's responses to our inquiries, the basic financial statements, and other knowledge we obtained during our audit of the basic financial statements. We do not express an opinion or provide any assurance on the information because the limited procedures do not provide us with sufficient evidence to express an opinion or provide any assurance.

### *Other Information*

Our audit was conducted for the purpose of forming opinions on the financial statements that collectively comprise the Medina Valley Independent School District's basic financial statements. The combining nonmajor fund financial statements are presented for purposes of additional analysis and are not a required part of the basic financial statements. The schedule of expenditures of federal awards is presented for purposes of additional analysis as required by Title 2 U.S. *Code of Federal Regulations* Part 200, *Uniform Administrative Requirements, Cost Principles, and Audit Requirements for Federal Awards*, and is also not a required part of the basic financial statements.

The combining nonmajor fund financial statements and the schedule of expenditures of federal awards are the responsibility of management and were derived from and relate directly to the underlying accounting and other records used to prepare the basic financial statements. Such information has been subjected to the auditing procedures applied in the audit of the basic financial statements and certain additional procedures, including comparing and reconciling such information directly to the underlying accounting and other records used to prepare the basic financial statements or to the basic financial statements themselves, and other additional procedures in accordance with auditing standards generally accepted in the United States of America. In our opinion, the combining nonmajor fund financial statements and the schedule of expenditures of federal awards are fairly stated in all material respects in relation to the basic financial statements as a whole.

The Texas Education Agency requires school districts to include certain information in the Annual Financial and Compliance Report in conformity with laws and regulation of the State of Texas. This information is in Exhibits identified in the Table of Contents as J-1 through J-3. These schedules have been subjected to the auditing procedures applied in the audit of the basic financial statements and, in our opinion, are fairly stated, in all material respects, in relation to the basic financial statements as a whole.

**Other Reporting Required by *Government Auditing Standards***

In accordance with *Government Auditing Standards*, we have also issued our report dated November 15, 2019, on our consideration of the Medina Valley Independent School District's internal control over financial reporting and on our tests of its compliance with certain provisions of laws, regulations, contracts, and grant agreements and other matters. The purpose of that report is solely to describe the scope of our testing of internal control over financial reporting and compliance and the results of that testing, and not to provide an opinion on the effectiveness of the Medina Valley Independent School District's internal control over financial reporting or on compliance. That report is an integral part of an audit performed in accordance with *Government Auditing Standards* in considering the Medina Valley Independent School District's internal control over financial reporting and compliance.

*Coleman Horton & Company, LLP*

Uvalde, Texas  
November 15, 2019

## MANAGEMENT'S DISCUSSION AND ANALYSIS

The annual financial report of Medina Valley Independent School District (the District) is presented in six sections, management's discussion and analysis (this part), basic financial statements, required supplementary information, combining and other statements, T.E.A. required schedules, and federal section. This section of the District's annual financial report presents our discussion and analysis of the financial performance during the fiscal year ending August 31, 2019. Please read it in conjunction with the District's financial section, which follows.

### **Overview of the Basic Financial Statements**

The basic financial statements include two kinds of statements that present different views of the District:

- \* The first two statements are *government-wide financial statements* that provide both *long-term* and *short-term* information about the District's *overall* financial status.
- \* The remaining statements are *fund financial statements* that focus on *individual parts* of the government, reporting the District's operations in *more detail* than the government-wide statements.
  - \* The *governmental funds* statements tell how *general government* services were financed in the *short term* as well as what remains for future spending.
  - \* *Proprietary fund* statements offer *short- and long-term* financial information about the activities the government operates on a cost reimbursement basis, such as self insurance.
  - \* *Fiduciary fund* statements provide information about the financial relationships in which the District acts solely as a *trustee or agent* for the benefit of others, to whom the resources in question belong.

The financial statements also include *notes* that explain some of the information in the financial statements and provide more detailed data. The statements are followed by a section of *required supplementary information* that further explains and supports the information in the financial statements.

The government-wide statements report information about the District as a whole using accounting methods similar to those used by private-sector companies. The statement of net position includes *all* of the government's assets and liabilities. All of the current year's revenues and expenses are accounted for in the statement of activities regardless of when cash is received or paid.

The two government-wide statements report the District's *net position* and how they have changed. Net position—the difference between the District's assets, deferred inflows, and liabilities, and deferred inflows is one way to measure the District's financial health or *position*.

- \* Over time, increases or decreases in the District's net position are an indicator of whether its financial health is improving or deteriorating, respectively.
- \* To assess the overall health of the District, you need to consider additional nonfinancial factors such as changes in the District's tax base and student enrollment.

The government-wide financial statements of the District include the *Governmental activities*. Most of the District's basic services are included here, such as instruction, extracurricular activities, curriculum and staff development, health services, and general administration. Property taxes and grants finance most of these activities.

## **Fund Financial Statements**

The fund financial statements provide more detailed information about the District's most significant *funds* not the District as a whole. Funds are accounting devices that the District uses to keep track of specific sources of funding and spending for particular purposes.

- \* Some funds are required by State law and by bond covenants.
- \* The Board of Trustees establishes other funds to control and manage money for particular purposes or to show that it is properly using certain taxes and grants.

The District has three kinds of funds:

- \* *Governmental funds*-Most of the District's basic services are included in governmental funds, which focus on (1) how *cash and other financial assets* that can readily be converted to cash flow in and out and (2) the balances left at year-end that are available for spending. Consequently, the governmental fund statements provide a detailed *short-term* view that helps you determine whether there are more or fewer financial resources that can be spent in the near future to finance the District's programs. Because this information does not encompass the additional long-term focus of government-wide statements, we provide additional information at the bottom of the governmental funds statement, or on the subsequent page, then explain the relationship (or differences) between them.
- \* *Proprietary funds*-Services for which the District charges customers a fee is generally reported in proprietary funds. Proprietary funds, like the government-wide statements, provide both long- and short-term financial information.
  - \* We use *internal service funds* to report activities that provide supplies and services for the District's other programs and activities-such as the District's Self Insurance Fund.
- \* *Fiduciary funds*-The District is the trustee, or *fiduciary*, for certain funds. It is also responsible for other assets that-because of a trust agreement-can be used only for the trust beneficiaries. The District is responsible for ensuring that the assets reported in these funds are used for their intended purposes. All of the District's fiduciary activities are reported in a separate statement of fiduciary net position. We exclude these activities from the District's government-wide financial statements because the District cannot use these assets to finance its operations.

**Government Wide**  
**Financial Highlights**

- \* The District's combined net position was \$5,878,676 at August 31, 2019, a decrease of \$871,039.
- \* During the year, the District's revenue was \$63,079,696 as reflected below:

	<b>Governmental Activities</b>		
	<b>Current Year</b>	<b>Prior Year</b>	<b>Change</b>
a) Taxes	\$ 28,508,956	\$ 24,159,680	\$ 4,349,276
b) State Aid	27,294,201	15,665,631	11,628,570
c) Federal Aid	4,555,001	4,392,925	162,076
d) Investment Earnings	909,520	885,730	23,790
e) Other	1,812,018	1,647,958	164,060
Total	<u>\$ 63,079,696</u>	<u>\$ 46,751,924</u>	<u>\$ 16,327,772</u>

- \* During the year, the District's expenses were \$63,950,735 as reflected below:

	<b>Governmental Activities</b>		
	<b>Current Year</b>	<b>Prior Year</b>	<b>Change</b>
a) Instruction and instructional related	\$ 33,336,251	\$ 18,001,687	\$ 15,334,564
b) Instruction leadership/school leadership	3,491,143	1,930,030	1,561,113
c) Guidance, social work, health, transportation	5,153,870	3,116,828	2,037,042
d) Food services	3,825,133	2,845,545	979,588
e) Extracurricular activities	1,717,381	1,132,973	584,408
f) General administration	1,440,055	1,002,241	437,814
g) Plant maintenance and security	6,672,211	5,628,234	1,043,977
h) Data processing services	1,287,970	1,368,631	(80,661)
i) Community services	259,182	280,694	(21,512)
j) Debt service	5,483,403	4,055,940	1,427,463
k) Capital outlay	860,138	1,941,817	(1,081,679)
l) Shared service and intergovernmental	423,998	344,217	79,781
Total Expenses	<u>\$ 63,950,735</u>	<u>\$ 41,304,620</u>	<u>\$ 22,222,117</u>

\* The District's combined net position was \$5,878,676 at August 31, 2019, as reflected below:

	<b>Governmental Activities</b>		
	<b>Current Year</b>	<b>Prior Year</b>	<b>Change</b>
Current and other assets	\$ 78,795,620	\$ 43,142,587	\$ 35,653,033
Capital and non-current assets	138,185,024	127,599,513	10,585,511
<b>Total Assets</b>	<b>\$ 216,980,644</b>	<b>\$ 170,742,100</b>	<b>\$ 46,238,544</b>
Deferred resource outflow	<u>\$ 11,691,595</u>	<u>\$ 3,514,463</u>	<u>\$ 8,177,132</u>
Current liabilities	\$ 4,054,768	\$ 7,064,773	\$ (3,010,005)
Long term liabilities	212,270,532	153,205,326	59,065,206
<b>Total Liabilities</b>	<b>\$ 216,325,300</b>	<b>\$ 160,270,099</b>	<b>\$ 56,055,201</b>
Deferred resource inflow	<u>\$ 6,468,263</u>	<u>\$ 7,236,749</u>	<u>\$ (768,486)</u>
Net position:			
Net investment in capital assets	\$ 7,970,298	\$ 10,265,659	\$ (2,295,361)
Restricted	4,632,532	3,594,294	1,038,238
Unrestricted	<u>(6,724,154)</u>	<u>(7,110,238)</u>	<u>386,084</u>
<b>Total Net Position</b>	<b>\$ 5,878,676</b>	<b>\$ 6,749,715</b>	<b>\$ (871,039)</b>

\* Property tax rates were unchanged for the year. The tax base increased during the past year by \$265,301,356. The increase in the tax levy was \$3,818,217.

\* State program revenues increased for the year by \$11,628,570.

\* Federal program revenues increased by \$162,076.

\* Investment earnings increased by \$23,790.

## **Capital Assets and Debt Administration**

### **Capital Assets**

Net capital assets for the District at the end of the fiscal year August 31, 2019 amounted to \$138,185,024. It is the District's policy to charge off as a current expenditure any purchases less than \$5,000. The total capital assets recorded were land and its improvements, buildings, equipment and vehicles as reflected below:

#### **District's Capital Assets**

	<b>Governmental Activities</b>		
	<b>Current Year</b>	<b>Prior Year</b>	<b>Change</b>
Land	\$ 6,452,599	\$ 4,507,968	\$ 1,944,631
Buildings and improvements	159,161,759	149,319,192	9,842,567
Equipment	13,973,167	12,363,639	1,609,528
Construction in progress	3,244,573	1,387,363	1,857,210
Totals at historical cost	182,832,098	167,578,162	15,253,936
Total accumulated depreciation	(44,647,074)	(39,978,649)	(4,668,425)
Net capital assets	<u>\$ 138,185,024</u>	<u>\$ 127,599,513</u>	<u>\$ 10,585,511</u>

### **Long-term Liabilities**

For the year ended August 31, 2019, the District made scheduled debt principal payments of \$1,114,215.

#### **District's Long Term Liabilities**

	<b>Governmental Activities</b>		
	<b>Current Year</b>	<b>Prior Year</b>	<b>Change</b>
Bonds payable	\$ 162,237,932	\$ 116,317,147	\$ 45,920,785
Leave	155,881	148,333	7,548
Sub-total	162,393,813	116,465,480	45,928,333
Accreted interest on capital appreciation bonds	730,494	564,944	165,550
Premium on bond issuance	16,078,164	13,638,667	2,439,497
Total Long-Term Liabilities	<u>\$ 179,202,471</u>	<u>\$ 130,669,091</u>	<u>\$ 48,533,380</u>

## **Governmental Funds**

### **Financial Highlights**

At the close of the fiscal year ending August 31, 2019, the District's governmental funds reported a combined fund balance of \$73,137,555. This compares to a combined fund balance of \$34,729,081 at August 31, 2018. The significant increase is due to the increase in the Capital Projects Fund balance in the amount of \$35,644,960. The General Fund increased \$1,728,730 as revenues exceeded original projections and expenditures were below original projections. The Debt Service Fund increased \$1,660,011 as revenues exceeded original projections. Also, School Building Bonds, Series 2019 were issued for \$47,035,000.

### **Budgetary Highlights**

In accordance with State law and generally accepted accounting standards, the District prepares an annual budget for the general fund, the food service special revenue fund, and the debt service fund. Special revenue funds have budgets approved by the funding agency and are amended throughout the year as required.

During the period ended August 31, 2019, the District amended its budget as required by State law and to reflect current levels of revenue and anticipated expenses. The General Fund budgeted revenues increased from an adopted budget amount of \$41,594,957 to the final amended budget amount of \$45,973,171. The general fund's actual revenues are \$46,497,899. The General Fund appropriations exceeded the original budget by \$928,533, but budget amendments were board approved throughout the year to account for the overage. During the year, the internal service fund transferred \$150,000 to the General Fund.

### **Economic Factors and Next Year's Budgets and Rates**

The District's elected and appointed officials considered many factors when setting the fiscal year 2019-2020 budget and corresponding tax rates. The most significant factor was adopting a budget that met the expectations of the 2019 Legislation which had many changes to our funding formulas and state allotments. The estimated increase in State Revenue from 2018-2019 is approximately \$5,000,000. This increase includes new legislation, student growth and property value growth.

Competition for quality staff, student enrollment growth and property valuations continue to be key factors in the development of the district's budget. Employee pay increases had a significant impact on the 2019-2020 budget, as the board of trustees approved a compensation plan that included a 5% pay increase to all categories of employees and a minimum longevity stipend in the amount of \$1,000. The estimated cost for the increase to the compensation plan is \$3,093,376.

The district adopted a General Fund budget with Revenues and Appropriations of \$51,025,324 for a balanced budget. The Food Service Fund was adopted with Revenues and Appropriations of \$3,603,987 for a balanced budget. The Debt Service Fund was adopted with Revenues and Appropriations of \$9,971,288 for a balanced budget.

The following factors were considered in establishing the District's budget for 2019-2020:

- The 81<sup>st</sup> Legislative Session produced many changes to how school districts would be funded for the next biennium. This same legislation had certain areas or programs that districts were required to spend additional funds on as part of the many changes to school funding.
- For 2019-20, the District's General Fund maintenance and operations tax rate will decrease as required per 2019 legislation to \$0.97 and the district's Debt Service tax rate will increase to \$0.4550. The district's total tax rate is \$1.4250, a decrease of \$0.014 from 2018-2019.
- The District's General Fund budget included a projected enrollment increase of 445 students or 8.1% over the previous year's enrollment.
- The District's net taxable value used for the 2019-20 budget preparation increased approximately 12.75% from the previous year.
- The expected increase in General Fund tax revenues is \$781,518 due to the increase in property values.
- The District will continue to monitor staffing ratios and spending in order to achieve the anticipated positive impact to the District's fund balance.

### **Contacting the District's Financial Management**

This financial report is designed to provide our citizens, taxpayers, customers, investors, and creditors with a general overview of the District's finances and to demonstrate the District's accountability for the money it receives. If you have questions about this report or need additional financial information, contact the Business Office at 8449 FM 471 S., Castroville, TX 78009.

## **BASIC FINANCIAL STATEMENTS**

MEDINA VALLEY INDEPENDENT SCHOOL DISTRICT  
STATEMENT OF NET POSITION  
AUGUST 31, 2019

EXHIBIT A-1

Data Control Codes	Primary Government Governmental Activities
<b>ASSETS</b>	
1110 Cash and Cash Equivalents	\$ 72,756,893
1220 Property Taxes - Delinquent	1,380,767
1230 Allowance for Uncollectible Taxes	(138,076)
1240 Due from Other Governments	4,716,435
1290 Other Receivables, Net	56,551
1300 Inventories	23,050
Capital Assets:	
1510 Land	6,452,599
1520 Buildings, Net	122,841,979
1530 Furniture and Equipment, Net	5,645,873
1580 Construction in Progress	3,244,573
1000 Total Assets	216,980,644
<b>DEFERRED OUTFLOWS OF RESOURCES</b>	
1705 Deferred Outflow Related to TRS Pension	8,615,307
1706 Deferred Outflow Related to TRS OPEB	3,076,288
1700 Total Deferred Outflows of Resources	11,691,595
<b>LIABILITIES</b>	
2110 Accounts Payable	1,793,225
2160 Accrued Wages Payable	1,907,653
2200 Accrued Expenses	257,769
2300 Unearned Revenue	96,121
Noncurrent Liabilities:	
2501 Due Within One Year	4,010,881
2502 Due in More Than One Year	175,191,590
2540 Net Pension Liability (District's Share)	15,257,488
2545 Net OPEB Liability (District's Share)	17,810,573
2000 Total Liabilities	216,325,300
<b>DEFERRED INFLOWS OF RESOURCES</b>	
2605 Deferred Inflow Related to TRS Pension	836,131
2606 Deferred Inflow Related to TRS OPEB	5,632,132
2600 Total Deferred Inflows of Resources	6,468,263
<b>NET POSITION</b>	
3200 Net Investment in Capital Assets	7,970,298
3820 Restricted for Federal and State Programs	433,942
3850 Restricted for Debt Service	4,198,590
3900 Unrestricted	(6,724,154)
3000 Total Net Position	\$ 5,878,676

The notes to the financial statements are an integral part of this statement.

MEDINA VALLEY INDEPENDENT SCHOOL DISTRICT  
STATEMENT OF ACTIVITIES  
FOR THE YEAR ENDED AUGUST 31, 2019

EXHIBIT B-1

Data Control Codes	1	Program Revenues		6
Codes	Expenses	Charges for Services	Operating Grants and Contributions	Primary Gov. Governmental Activities

**Primary Government:**

GOVERNMENTAL ACTIVITIES:

11 Instruction	\$ 32,151,442	\$ 86,461	\$ 2,128,157	\$ (29,936,824)
12 Instructional Resources and Media Services	479,402	-	-	(479,402)
13 Curriculum and Instructional Staff Development	705,407	-	263,747	(441,660)
21 Instructional Leadership	988,331	-	73,569	(914,762)
23 School Leadership	2,502,812	-	-	(2,502,812)
31 Guidance, Counseling and Evaluation Services	1,644,956	-	343,921	(1,301,035)
32 Social Work Services	323,992	-	-	(323,992)
33 Health Services	679,667	-	-	(679,667)
34 Student (Pupil) Transportation	2,505,255	-	-	(2,505,255)
35 Food Services	3,825,133	1,151,688	2,096,140	(577,305)
36 Extracurricular Activities	1,717,381	147,747	-	(1,569,634)
41 General Administration	1,440,055	-	-	(1,440,055)
51 Facilities Maintenance and Operations	5,832,387	42,958	-	(5,789,429)
52 Security and Monitoring Services	839,824	-	-	(839,824)
53 Data Processing Services	1,287,970	-	-	(1,287,970)
61 Community Services	259,182	-	215,907	(43,275)
72 Debt Service - Interest on Long-Term Debt	5,271,790	-	-	(5,271,790)
73 Debt Service - Bond Issuance Cost and Fees	211,613	-	-	(211,613)
81 Capital Outlay	860,138	-	-	(860,138)
93 Payments Related to Shared Services Arrangements	45,000	-	45,000	-
99 Other Intergovernmental Charges	378,998	-	-	(378,998)
[TP] TOTAL PRIMARY GOVERNMENT:	\$ 63,950,735	\$ 1,428,854	\$ 5,166,441	(57,355,440)

Data Control Codes	General Revenues:		
	Taxes:		
MT	Property Taxes, Levied for General Purposes		20,611,937
DT	Property Taxes, Levied for Debt Service		7,897,019
SF	State Aid - Formula Grants		23,170,331
GC	Grants and Contributions not Restricted		3,512,430
IE	Investment Earnings		909,520
MI	Miscellaneous Local and Intermediate Revenue		383,164
TR	Total General Revenues		56,484,401
CN	Change in Net Position		(871,039)
NB	Net Position - Beginning		6,749,715
NE	Net Position--Ending		\$ 5,878,676

The notes to the financial statements are an integral part of this statement.

MEDINA VALLEY INDEPENDENT SCHOOL DISTRICT  
BALANCE SHEET  
GOVERNMENTAL FUNDS  
AUGUST 31, 2019

Data Control Codes	General Fund	Capital Projects Fund	Debt Service Fund
<b>ASSETS</b>			
1110 Cash and Cash Equivalents	\$ 18,281,100	\$ 49,356,348	\$ 3,958,756
1220 Property Taxes - Delinquent	1,040,433	-	340,334
1230 Allowance for Uncollectible Taxes	(104,043)	-	(34,033)
1240 Due from Other Governments	3,596,078	-	248,010
1260 Due from Other Funds	1,924,153	8,176	-
1290 Other Receivables	24,060	12,969	-
1300 Inventories	23,050	-	-
1000 Total Assets	<u>\$ 24,784,831</u>	<u>\$ 49,377,493</u>	<u>\$ 4,513,067</u>
<b>LIABILITIES</b>			
2110 Accounts Payable	\$ 229,053	\$ 545,629	\$ -
2160 Accrued Wages Payable	1,907,653	-	-
2170 Due to Other Funds	2,073,630	-	8,176
2300 Unearned Revenue	-	-	-
2000 Total Liabilities	<u>4,210,336</u>	<u>545,629</u>	<u>8,176</u>
<b>DEFERRED INFLOWS OF RESOURCES</b>			
2601 Unavailable Revenue - Property Taxes	936,389	-	306,301
2600 Total Deferred Inflows of Resources	<u>936,389</u>	<u>-</u>	<u>306,301</u>
<b>FUND BALANCES</b>			
Nonspendable Fund Balance:			
3410 Inventories	23,050	-	-
Restricted Fund Balance:			
3450 Federal or State Funds Grant Restriction	-	-	-
3470 Capital Acquisition and Contractual Obligation	-	48,831,864	-
3480 Retirement of Long-Term Debt	-	-	4,198,590
Committed Fund Balance:			
3510 Construction	4,000,000	-	-
3545 Other Committed Fund Balance	-	-	-
3600 Unassigned Fund Balance	15,615,056	-	-
3000 Total Fund Balances	<u>19,638,106</u>	<u>48,831,864</u>	<u>4,198,590</u>
4000 Total Liabilities, Deferred Inflows & Fund Balances	<u>\$ 24,784,831</u>	<u>\$ 49,377,493</u>	<u>\$ 4,513,067</u>

The notes to the financial statements are an integral part of this statement.

Instructional Materials Fund	Other Funds	Total Governmental Funds
\$ 789,027	\$ (378,435)	\$ 72,006,796
-	-	1,380,767
-	-	(138,076)
14,969	857,378	4,716,435
-	175,051	2,107,380
-	19,522	56,551
-	-	23,050
<u>\$ 803,996</u>	<u>\$ 673,516</u>	<u>\$ 80,152,903</u>
\$ 709,738	\$ 177,084	\$ 1,661,504
-	-	1,907,653
-	25,574	2,107,380
94,258	1,863	96,121
<u>803,996</u>	<u>204,521</u>	<u>5,772,658</u>
-	-	1,242,690
-	-	1,242,690
-	-	23,050
-	433,942	433,942
-	-	48,831,864
-	-	4,198,590
-	-	4,000,000
-	35,053	35,053
-	-	15,615,056
-	468,995	73,137,555
<u>\$ 803,996</u>	<u>\$ 673,516</u>	<u>\$ 80,152,903</u>

MEDINA VALLEY INDEPENDENT SCHOOL DISTRICT  
 RECONCILIATION OF THE GOVERNMENTAL FUNDS BALANCE SHEET TO THE  
 STATEMENT OF NET POSITION  
 AUGUST 31, 2019

EXHIBIT C-2

<b>Total Fund Balances - Governmental Funds</b>	\$	73,137,555
1 The District uses internal service funds to charge the costs of self-insurance to appropriate functions in other funds. The assets and liabilities of the internal service fund are included in governmental activities in the statement of net position. The net effect of this consolidation is to increase net position.		618,376
2 Capital assets used in governmental activities are not financial resources and therefore are not reported in governmental funds. At the beginning of the year, the cost of these assets was \$167,578,162 and the accumulated depreciation was \$(39,978,649). In addition, long-term liabilities, including bonds payable of \$(116,317,147), are not due and payable in the current period, and therefore are not reported as liabilities in the funds. The net effect of including the beginning balances for capital assets (net of depreciation) and long-term debt in the governmental activities is to increase net position.		11,282,366
3 Current year capital outlays and long-term debt principal payments are expenditures in the fund financial statements, but they should be shown as increases in capital assets and reductions in long-term debt in the government-wide financial statements. The net effect of including the 2019 capital outlays of \$15,253,936 and debt principal payments of \$1,114,215 is to increase net position.		16,368,151
4 The 2019 depreciation expense increases accumulated depreciation. The net effect of the current year's depreciation is to decrease net position.		(4,668,425)
5 Included in the items related to debt is the recognition of the District's proportionate share of the net pension liability required by GASB 68 in the amount of \$(15,257,488), a deferred resource inflow of \$(836,131), and a deferred resource outflow of \$8,615,307. The net effect of this recognition is to decrease net position.		(7,478,312)
6 Included in the items related to debt is the recognition of the District's proportionate share of the net OPEB liability required by GASB 75 in the amount of \$(17,810,573), a deferred resource inflow of \$(5,632,132), and a deferred resource outflow of \$3,076,288. The net effect of this recognition is to decrease net position.		(20,366,417)
7 Various other reclassifications and recognitions are necessary to convert from the modified accrual basis of accounting to accrual basis of accounting. These include recognizing unavailable taxes receivable of \$1,242,690 as revenue, and recognizing the liabilities associated with maturing long-term debt interest of \$(257,769). Also, recognizing accreted interest on capital appreciation bonds of \$(730,494), bond issuance premium of \$(16,078,164), accumulated local leave of \$(155,881), and bonds issued of \$(47,035,000). The net effect of these reclassifications and recognitions is to decrease net position.		(63,014,618)
<b>19 Net Position of Governmental Activities</b>	<b>\$</b>	<b>5,878,676</b>

MEDINA VALLEY INDEPENDENT SCHOOL DISTRICT  
STATEMENT OF REVENUES, EXPENDITURES, AND CHANGES IN FUND BALANCES  
GOVERNMENTAL FUNDS  
FOR THE YEAR ENDED AUGUST 31, 2019

Data Control Codes	General Fund	Capital Projects Fund	Debt Service Fund
<b>REVENUES:</b>			
5700 Total Local and Intermediate Sources	\$ 21,434,495	\$ 323,804	\$ 8,033,606
5800 State Program Revenues	24,736,573	-	631,764
5900 Federal Program Revenues	326,831	-	-
5020 Total Revenues	<u>46,497,899</u>	<u>323,804</u>	<u>8,665,370</u>
<b>EXPENDITURES:</b>			
Current:			
0011 Instruction	25,859,777	-	-
0012 Instructional Resources and Media Services	419,900	-	-
0013 Curriculum and Instructional Staff Development	370,532	-	-
0021 Instructional Leadership	786,605	-	-
0023 School Leadership	2,154,488	-	-
0031 Guidance, Counseling and Evaluation Services	1,091,293	-	-
0032 Social Work Services	276,052	-	-
0033 Health Services	586,941	-	-
0034 Student (Pupil) Transportation	2,870,658	-	-
0035 Food Services	26,241	-	-
0036 Extracurricular Activities	1,473,191	-	-
0041 General Administration	1,278,763	-	-
0051 Facilities Maintenance and Operations	5,460,683	-	-
0052 Security and Monitoring Services	682,604	74,360	-
0053 Data Processing Services	1,138,958	-	-
0061 Community Services	32,485	-	-
Debt Service:			
0071 Principal on Long-Term Debt	-	-	1,114,215
0072 Interest on Long-Term Debt	-	-	5,888,254
0073 Bond Issuance Cost and Fees	-	208,723	2,890
Capital Outlay:			
0081 Facilities Acquisition and Construction	31,000	14,604,484	-
Intergovernmental:			
0093 Payments to Fiscal Agent/Member Districts of SSA	-	-	-
0099 Other Intergovernmental Charges	378,998	-	-
6030 Total Expenditures	<u>44,919,169</u>	<u>14,887,567</u>	<u>7,005,359</u>
1100 Excess (Deficiency) of Revenues Over (Under) Expenditures	<u>1,578,730</u>	<u>(14,563,763)</u>	<u>1,660,011</u>
<b>OTHER FINANCING SOURCES (USES):</b>			
7911 Capital Related Debt Issued (Regular Bonds)	-	47,035,000	-
7915 Transfers In	150,000	-	-
7916 Premium or Discount on Issuance of Bonds	-	3,173,723	-
7080 Total Other Financing Sources (Uses)	<u>150,000</u>	<u>50,208,723</u>	<u>-</u>
1200 Net Change in Fund Balances	1,728,730	35,644,960	1,660,011
0100 Fund Balance - September 1 (Beginning)	<u>17,909,376</u>	<u>13,186,904</u>	<u>2,538,579</u>
3000 Fund Balance - August 31 (Ending)	<u>\$ 19,638,106</u>	<u>\$ 48,831,864</u>	<u>\$ 4,198,590</u>

The notes to the financial statements are an integral part of this statement.

Instructional Materials Fund	Other Funds	Total Governmental Funds
\$ -	\$ 1,198,876	\$ 30,990,781
734,363	203,908	26,306,608
-	4,228,170	4,555,001
734,363	5,630,954	61,852,390
734,363	1,393,794	27,987,934
-	-	419,900
-	263,747	634,279
-	73,569	860,174
-	-	2,154,488
-	343,921	1,435,214
-	-	276,052
-	-	586,941
-	-	2,870,658
-	3,871,326	3,897,567
-	48,917	1,522,108
-	-	1,278,763
-	-	5,460,683
-	-	756,964
-	-	1,138,958
-	215,907	248,392
-	-	1,114,215
-	-	5,888,254
-	-	211,613
-	-	14,635,484
-	45,000	45,000
-	-	378,998
734,363	6,256,181	73,802,639
-	(625,227)	(11,950,249)
-	-	47,035,000
-	-	150,000
-	-	3,173,723
-	-	50,358,723
-	(625,227)	38,408,474
-	1,094,222	34,729,081
\$ -	\$ 468,995	\$ 73,137,555

MEDINA VALLEY INDEPENDENT SCHOOL DISTRICT  
 RECONCILIATION OF THE GOVERNMENTAL FUNDS STATEMENT OF REVENUES, EXPENDITURES,  
 AND CHANGES IN FUND BALANCES TO THE STATEMENT OF ACTIVITIES  
 FOR THE YEAR ENDED AUGUST 31, 2019

EXHIBIT C-4

<b>Total Net Change in Fund Balances - Governmental Funds</b>	\$ 38,408,474
The District uses an internal service fund to charge the costs of self-insurance to appropriate functions in other funds. The change in net position of the internal service fund is reported with governmental activities. The net effect of this consolidation is to decrease net position.	(32,937)
Current year capital outlays and long-term debt principal payments are expenditures in the fund financial statements, but they should be shown as increases in capital assets and reductions in long-term debt in the government-wide financial statements. The net effect of removing the 2019 capital outlays of \$15,253,936 and debt principal payments of \$1,114,215 is to increase net position.	16,368,151
Depreciation is not recognized as an expense in governmental funds since it does not require the use of current financial resources. The net effect of the current year's depreciation is to decrease net position.	(4,668,425)
The reporting of GASB 68 for the current year resulted in the recognition of revenue of \$598,493, and related expenses of \$(1,826,655). The result of these items is to decrease net position.	(1,228,162)
The reporting of GASB 75 for the current year resulted in the recognition of revenue of \$389,100, and related expenses of \$(747,146). The result of these items is to decrease net position.	(358,046)
Various other reclassifications and recognitions are necessary to convert from the modified accrual basis of accounting to accrual basis of accounting. These include recognizing the change in unavailable tax revenue of \$239,713, and recognizing the change in accrued bond interest of \$47,788. Also, recognizing the increase in accreted interest on capital appreciation bonds of \$(165,550), bond issuance premium increase of \$(2,439,497), the increase in accrued local leave of \$(7,548), and bonds issued of \$(47,035,000). The net effect of these reclassifications and recognitions is to decrease net position.	(49,360,094)
<b>Change in Net Position of Governmental Activities</b>	\$ (871,039)

MEDINA VALLEY INDEPENDENT SCHOOL DISTRICT  
STATEMENT OF NET POSITION  
PROPRIETARY FUNDS  
AUGUST 31, 2019

	Governmental Activities -
	Internal Service Fund
<b>ASSETS</b>	
Current Assets:	
Cash and Cash Equivalents	\$ 750,097
Total Assets	<u>750,097</u>
<b>LIABILITIES</b>	
Current Liabilities:	
Accounts Payable	<u>131,721</u>
Total Liabilities	<u>131,721</u>
<b>NET POSITION</b>	
Unrestricted Net Position	<u>618,376</u>
Total Net Position	<u><u>\$ 618,376</u></u>

The notes to the financial statements are an integral part of this statement.

MEDINA VALLEY INDEPENDENT SCHOOL DISTRICT  
 STATEMENT OF REVENUES, EXPENSES, AND CHANGES IN FUND NET POSITION  
 PROPRIETARY FUNDS  
 FOR THE YEAR ENDED AUGUST 31, 2019

	Governmental Activities -
	Internal Service Fund
OPERATING REVENUES:	
Local and Intermediate Sources	\$ 384,339
Total Operating Revenues	384,339
OPERATING EXPENSES:	
Payroll Costs	177,229
Professional and Contracted Services	90,047
Total Operating Expenses	267,276
Income Before Transfers	117,063
Transfers Out	(150,000)
Change in Net Position	(32,937)
Total Net Position - September 1 (Beginning)	651,313
Total Net Position - August 31 (Ending)	\$ 618,376

The notes to the financial statements are an integral part of this statement.

MEDINA VALLEY INDEPENDENT SCHOOL DISTRICT  
STATEMENT OF CASH FLOWS  
PROPRIETARY FUNDS  
FOR THE YEAR ENDED AUGUST 31, 2019

	Governmental Activities -
	Internal Service Fund
<u>Cash Flows from Operating Activities:</u>	
Cash Received from Assessments - Other Funds	\$ 384,339
Cash Payments for Insurance Claims	(234,935)
Net Cash Provided by Operating Activities	<u>149,404</u>
<u>Cash Flows from Non-Capital Financing Activities:</u>	
Operating Transfer Out	<u>(150,000)</u>
Net Decrease in Cash and Cash Equivalents	(596)
Cash and Cash Equivalents at Beginning of Year	<u>750,693</u>
Cash and Cash Equivalents at End of Year	<u><u>\$ 750,097</u></u>
<u>Reconciliation of Operating Income to Net Cash</u>	
<u>    Provided by Operating Activities:</u>	
Operating Income:	\$ 117,063
Effect of Increases and Decreases in Current Assets and Liabilities:	
Increase (decrease) in Accounts Payable	<u>32,341</u>
Net Cash Provided by Operating Activities	<u><u>\$ 149,404</u></u>

The notes to the financial statements are an integral part of this statement.

MEDINA VALLEY INDEPENDENT SCHOOL DISTRICT  
 STATEMENT OF FIDUCIARY NET POSITION  
 FIDUCIARY FUNDS  
 AUGUST 31, 2019

	Agency Fund
<hr/>	
<b>ASSETS</b>	
Cash and Cash Equivalents	\$ 267,603
Other Receivables	6,921
Total Assets	<u>\$ 274,524</u>
 <b>LIABILITIES</b>	
Accounts Payable	\$ 15,614
Due to Student Groups	258,910
Total Liabilities	<u>\$ 274,524</u>

The notes to the financial statements are an integral part of this statement.

MEDINA VALLEY INDEPENDENT SCHOOL DISTRICT  
NOTES TO THE FINANCIAL STATEMENTS  
YEAR ENDED AUGUST 31, 2019

**I. SUMMARY OF SIGNIFICANT ACCOUNTING POLICIES**

The Medina Valley Independent School District (the “District”) is a public educational agency operating under the applicable laws and regulations of the State of Texas. It is governed by a seven member Board of Trustees (the “Board”) elected by registered voters of the District. The District prepares its basic financial statements in conformity with generally accepted accounting principles (GAAP) promulgated by the Governmental Accounting Standards Board (GASB) and other authoritative sources identified in *GASB Statement No. 76*; and it complies with the requirements of the appropriate version of Texas Education Agency’s *Financial Accountability System Resource Guide* (the “Resource Guide”) and the requirements of contracts and grants of agencies from which it receives funds.

*Pensions.* The fiduciary net position of the Teacher Retirement System of Texas (TRS) has been determined using the flow of economic resources measurement focus and full accrual basis of accounting. This includes for purposes of measuring the net pension liability, deferred outflows of resources and deferred inflows of resources related to pensions, pension expense, and information about assets, liabilities and additions to/deductions from TRS’s fiduciary net position. Benefit payments (including refunds of employee contributions) are recognized when due and payable in accordance with the benefit terms. Investments are reported at fair value.

*Other Post-Employment Benefits.* The fiduciary net position of the Teacher Retirement System of Texas (TRS) TRS Care Plan has been determined using the flow of economic resource measurement focus and full accrual basis of accounting. This includes for purposes of measuring the net OPEB liability, deferred outflows of resources and deferred inflows of resources related to other post-employment benefits, OPEB expense, and information about assets, liabilities and additions to/deductions from TRS Care’s fiduciary net position. Benefit payments are recognized when due and payable in accordance with the benefit terms. There are no investments as this is a pay-as you-go plan and all cash is held in a cash account.

*Fair Value.* As of August 31, 2019, Medina Valley Independent School District retrospectively/prospectively applied Government Accounting Standards Board (“GASB”) Statement No. 72, Fair Value Measurement and Application. GASB Statement No. 72 provides guidance for determining fair value measurement for reporting purposes and applying fair value to certain investments and disclosures related to all fair value measurements.

**A. REPORTING ENTITY**

The Board of Trustees (the “Board”) is elected by the public and it has the authority to make decisions, appoint administrators and managers, and significantly influence operations. It also has the primary accountability for fiscal matters. Therefore, the District is a financial reporting entity as defined by the Governmental Accounting Standards Board (“GASB”) in its Statement No. 14, “The Financial Reporting Entity.” There are no component units included within the reporting entity.

**B. GOVERNMENT-WIDE AND FUND FINANCIAL STATEMENTS**

The Statement of Net Position and the Statement of Activities are government-wide financial statements. They report information on all of the Medina Valley Independent School District nonfiduciary activities with most of the interfund activities removed. *Governmental activities* include programs supported primarily by taxes, State foundation funds, grants, and other intergovernmental revenues.

The Statement of Activities demonstrates how other people or entities that participate in programs the District operates have shared in the payment of the direct costs. The “charges for services” column includes payments made by parties that purchase, use, or directly benefit from goods or services provided by a given function or segment of the District. Examples include tuition paid by students not residing in the district, school lunch charges, etc. The “grants and contributions” column includes amounts paid by organizations outside the District to help meet the operational or capital requirements of a given function. Examples include grants under the Elementary and Secondary Education Act. If a revenue is not a program revenue, it is a general revenue used to support all of the District’s functions. Taxes are always general revenues.

Interfund activities between governmental funds and between governmental funds and proprietary funds appear as due to/due froms on the Governmental Fund Balance Sheet and the Proprietary Fund Statement of Net Position and as other resources and other uses on the governmental fund Statement of Revenues, Expenditures and Changes in Fund Balance and on the Proprietary Fund Statement of Revenues, Expenses and Changes in Fund Net Position. All interfund transactions between governmental funds and between governmental funds and internal service funds are eliminated on the government-wide statements. Interfund activities between governmental funds and fiduciary funds remain as due to/due froms on the government-wide Statement of Net Position.

The fund financial statements provide reports on the financial condition and results of operations for three fund categories - governmental, proprietary, and fiduciary. Since the resources in the fiduciary funds cannot be used for District operations, they are not included in government-wide statements. The District considers some governmental funds major and reports their financial condition and results of operations in a separate column.

Proprietary funds distinguish operating revenues and expenses from nonoperating items. Operating revenues and expenses result from providing services and producing and delivering goods in connection with a proprietary fund’s principal ongoing operations. All other revenues and expenses are nonoperating.

### **C. MEASUREMENT FOCUS, BASIS OF ACCOUNTING, AND FINANCIAL STATEMENT PRESENTATION**

The government-wide financial statements use the economic resources measurement focus and the accrual basis of accounting, as do the proprietary fund and fiduciary fund financial statements. Revenues are recorded when earned and expenses are recorded when a liability is incurred, regardless of the timing of the related cash flows. Property taxes are recognized as revenues in the year for which they are levied. Grants and similar items are recognized as revenue as soon as all eligibility requirements imposed by the provider have been met.

Governmental fund financial statements use the current financial resources measurement focus and the modified accrual basis of accounting. With this measurement focus, only current assets, current liabilities and fund balances are included on the balance sheet. Operating statements of these funds present net increases and decreases in current assets (i.e., revenues and other financing sources and expenditures and other financing uses).

The modified accrual basis of accounting recognizes revenues in the accounting period in which they become both measurable and available, and it recognizes expenditures in the accounting period in which the fund liability is incurred, if measurable, except for unmatured interest and principal on long-term debt, which is recognized when due. The District considers all revenues available if they are collectible within 60 days after year end.

Revenues from local sources consist primarily of property taxes. Property tax revenues and revenues received from the State are recognized under the “susceptible to accrual” concept that is, when they are both measurable and available. The District considers them “available” if they will be collected within 60 days of the end of the fiscal year. Miscellaneous revenues are recorded as revenue when received in cash because they are generally not measurable until actually received. Investment earnings are recorded as earned, since they are both measurable and available.

Grant funds are considered to be earned to the extent of expenditures made under the provisions of the grant. Accordingly, when such funds are received, they are recorded as unearned revenues until related and authorized expenditures have been made. If balances have not been expended by the end of the project period, grantors may require the District to refund all or part of the unused amount.

Agency Funds utilize the accrual basis of accounting but do not have a measurement focus as they report only assets and liabilities.

The Proprietary Fund Types and Fiduciary Funds are accounted for on a flow of economic resources measurement focus and utilize the accrual basis of accounting. This basis of accounting recognizes revenues in the accounting period in which they are earned and become measurable and expenses in the accounting period in which they are incurred and become measurable. With this measurement focus, all assets and all liabilities associated with the operation of these funds are included on the fund Statement of Net Position. The fund equity is segregated into net investment in capital assets, restricted net position, and unrestricted net position.

#### **D. FUND ACCOUNTING**

The District reports the following major governmental funds:

1. **The General Fund** - The general fund is the District's primary operating fund. It accounts for all financial resources except those required to be accounted for in another fund.
2. **Debt Service Fund** - The District accounts for resources accumulated and payments made for principal and interest on long-term general obligation debt of governmental funds in a debt service fund.
3. **Capital Projects Fund** - The proceeds from long-term debt financing and revenues and expenditures related to authorized construction and other capital asset acquisitions are accounted for in a capital projects fund.
4. **Instructional Materials Fund** - The state provides funding for the purchase of textbooks and instructional materials which are accounted for in the instructional materials fund.

Additionally, the District reports the following fund type(s):

Non-major Governmental Funds:

1. **Special Revenue Funds** - The District accounts for resources restricted to, or designated for, specific purposes by the District or a grantor in a special revenue fund. Most Federal and some State financial assistance is accounted for in a Special Revenue Fund, and sometimes unused balances must be returned to the grantor at the close of specified project periods.

Proprietary Funds:

2. **Internal Service Funds** - Revenues and expenses related to services provided to organizations inside the District on a cost reimbursement basis are accounted for in an internal service fund. The District's Internal Service Fund is the Workers' Compensation fund.

Fiduciary Funds:

3. **Agency Funds** - The District accounts for resources held for others in a custodial capacity in agency funds. The District's Agency Fund is the Student Activity Account.

## E. FUND BALANCE POLICY

The Medina Valley Independent School District reports fund balance for governmental funds in classifications based primarily on the extent to which the district is bound to honor constraints on the specific purposes for which amounts in those funds can be spent. The **nonspendable** classification represents assets that will be consumed or “must be maintained intact” and therefore will never convert to cash, such as inventories of supplies. Provisions of laws, contracts, and grants specify how fund resources can be used in the **restricted** classification. The nature of these two classifications precludes a need for a policy from the Board of Trustees. However, the Board has adopted fund balance policies for the three unrestricted classifications – committed, assigned, and unassigned.

From time to time, the Board of Trustees may commit fund balances by a majority vote in a scheduled meeting. The Board’s commitment may be modified or rescinded by a majority vote in a scheduled meeting. Board commitments cannot exceed the amount of fund balance that is greater than the sum of nonspendable and restricted fund balances since that practice would commit funds that the district does not have. Commitments may be for facility expansion or renovation, program modifications, wage and salary adjustments, financial cushions and other purposes determined by the Board.

The Board of Trustees may delegate authority to specified persons or groups to make assignments of certain fund balances by a majority vote in a scheduled meeting. The Board may modify or rescind its delegation of authority by the same action. The authority to make assignments shall be in effect until modified or rescinded by the Board by majority vote in a scheduled meeting. The Board has delegated this authority to the Superintendent or Assistant Superintendent for Business and Operations.

When the District incurs expenditures that can be made from either restricted or unrestricted balances, the expenditures should be charged to restricted balances. When the District incurs expenditures that can be made from either committed, assigned, or unassigned balances, the expenditures should be charged in the same order.

Nonspendable	
Inventories in the general fund	\$ 23,050
Total Nonspendable	<u>23,050</u>
Restricted	
Capital acquisition	48,831,864
Debt service	4,198,590
Federal or State fund grant restrictions	<u>433,942</u>
Total Restricted	<u>53,464,396</u>
Committed	
Construction	4,000,000
Campus activity funds	<u>35,053</u>
Total Committed	<u>4,035,053</u>
Unassigned	<u>15,615,056</u>
Total Fund Balances	<u>\$ 73,137,555</u>

## F. OTHER ACCOUNTING POLICIES

1. The District reports inventories of supplies at cost including consumable custodial, maintenance, instructional, and office supplies. Inventories of supplies are recorded as expenditures when they are consumed rather than when they are purchased. Although commodities are received at no cost, their fair market value is supplied by the Texas Department of Human Services and recorded revenue when received. When requisitioned, inventory is relieved, and expenditures are charged.
2. Cash and cash equivalents includes cash and high liquid investments such as investment pools.
3. Unearned revenue accounted for on the balance sheet relates to excess funds received from funding sources over earned amounts.
4. The District provides risk management obligations by carrying appropriate insurance. Property and general liability insurance is obtained from a licensed insurer. Risk of loss is not retained by the District.
5. The preparation of financial statements in conformity with generally accepted accounting principles requires management to make estimates and assumptions that affect the reported amounts of assets and liabilities and disclosure of contingent assets and liabilities at the date of the financial statements and the reported amounts of revenues and expenses during the reporting period. Actual results could differ from those estimates.
6. The Data Control Codes refer to the account code structure prescribed by TEA in the *Financial Accountability System Resource Guide*. Texas Education Agency requires school districts to display these codes in the financial statements filed with the Agency in order to ensure accuracy in building a Statewide data base for policy development and funding plans.
7. In addition to assets, the statement of financial position will sometimes report a separate section for deferred outflows of resources. This separate financial statement element, deferred outflows of resources, represents a consumption of net position that applies to future period(s) and so will not be recognized as an outflow of resources (expense/expenditure) until then. The District's deferred outflows of resources consist of differences between expected and actual actuarial experience (pension & OPEB), changes in actuarial assumptions (pension & OPEB), differences between projected and actual investment earnings (OPEB), change in proportion and differences between employer's contributions and the proportionate share of contributions (pension & OPEB), and contributions paid to TRS subsequent to the measurement date (pension & OPEB).
8. In addition to liabilities, the statement of financial position will sometimes report a separate section for deferred inflows of resources. This separate financial statement element, deferred inflows of resources, represents an acquisition of net position that applies to a future period(s) and so will not be recognized as an inflow of resources (revenue) until that time. The District has one type of item which arises only under a modified accrual basis of accounting that qualifies for reporting in this category. Uncollected property taxes which are assumed collectible are reported in this category on the balance sheet for governmental funds. They are not reported in this category on the government wide statement of net position. In the government wide financial statements, the District reports a deferred inflow of resources for differences between expected and actual actuarial experience (pension & OPEB), changes in actuarial assumptions (pension & OPEB), differences between projected and actual investment earnings (pension), and changes in proportion and differences between employer's contributions and the proportionate share of contributions (pension).

9. In the government-wide financial statements, long-term debt and other long-term obligations are reported as liabilities in the statement of net position. Bond premiums, discounts, and losses due to refunded bonds are deferred and amortized over the life of the bonds using the effective interest method. Bonds payable are reported net of the applicable bond premium or discount. Bond issuance costs are expensed as incurred.

In the fund financial statements, governmental fund types recognize bond premiums and discounts, as well as bond issuance costs, during the current period. The face amount of debt issued is reported as other financing sources. Premiums received on debt issuances are reported as other financing sources while discounts on debt issuances are reported as other financing uses. Issuance costs, whether or not withheld from the actual debt proceeds received, are reported as debt service expenditures.

10. Upon separation from the District, an employee in good standing who has ten or more years of employment in the District and who has accumulated 15 or more local leave days shall be paid one-third of the employee's daily rate of pay for the accrued and unused local leave days, up to a maximum of \$5,000.
11. Capital assets, which include land, buildings, furniture and equipment are reported in the applicable governmental column in the government-wide financial statements. Capital assets are defined by the District as assets with an initial, individual cost of more than \$5,000 and an estimated useful life in excess of one year. Such assets are recorded at historical cost or estimated historical cost if purchased or constructed. Donated capital assets are recorded at estimated fair market value at the date of donation.

The costs of normal maintenance and repairs that do not add to the value of the asset or materially extend assets lives are not capitalized. Major outlays for capital assets and improvements are capitalized as projects are constructed.

Buildings, furniture and equipment of the District is depreciated using the straight line method over the following estimated useful lives:

Assets	Years
Buildings	40
Vehicles	8-15
Equipment	5-15

## **II. STEWARDSHIP, COMPLIANCE AND ACCOUNTABILITY**

### **A. BUDGETARY DATA**

The Board of Trustees adopts an "appropriated budget" for the General Fund, Debt Service Fund and the Food Service Fund which is included in the Special Revenue Funds. The District is required to present the adopted and final amended budgeted revenues and expenditures for each of these funds. The District compares the final amended budget to actual revenues and expenditures. The General Fund Budget report appears in Exhibit G-1 and the other two reports are in Exhibit J-2 and J-3.

The following procedures are followed in establishing the budgetary data reflected in the basic financial statements:

1. Prior to August 20, the District prepares a budget for the next succeeding fiscal year beginning September 1. The operating budget includes proposed expenditures and the means of financing them.
2. A meeting of the Board is then called for the purpose of adopting the proposed budget. At least ten days' public notice of the meeting must be given.

3. Prior to September 1, the budget is legally enacted through passage of a resolution by the Board. Once a budget is approved, it can only be amended at the function and fund level by approval of a majority of the members of the Board. Amendments are presented to the Board at its regular meetings. Each amendment must have Board approval. As required by law, such amendments are made before the fact, are reflected in the official minutes of the Board, and are not made after fiscal year end. Because the District has a policy of careful budgetary control, several amendments were necessary during the year.
4. Each budget is controlled by the budget coordinator at the revenue and expenditure function/object level. Budgeted amounts are as amended by the Board. All budget appropriations lapse at year end. A reconciliation of fund balances for both appropriated budget and nonappropriated budget special revenue funds is as follows:

August 31, 2019 Fund Balance	
Appropriated Budget Funds - Food Service Special Revenue Funds	\$ 433,942
Nonappropriated Budget Funds	35,053
All Special Revenue Funds	\$ 468,995

### III. DETAILED NOTES ON ALL FUNDS AND ACCOUNT GROUPS

#### A. CASH, CASH EQUIVALENTS AND INVESTMENTS

##### Cash and Cash Equivalents

##### District Policies and Legal and Contractual Provisions Governing Deposits

*Custodial Credit Risk for Deposits* State law requires governmental entities to contract with financial institutions in which funds will be deposited to secure those deposits with insurance or pledged securities with a fair value equaling or exceeding the amount on deposit at the end of each business day. The pledged securities must be in the name of the governmental entity and held by the entity or its agent. Since the District complies with this law, it has no custodial credit risk for deposits.

The District had funds on deposit at year-end of \$1,836,126 in excess of FDIC coverage, secured by pledged securities of the depository bank.

As of August 31, 2019, the following are the District's cash and cash equivalents with respective maturities and credit rating:

<u>Type of Deposit</u>	<u>Fair Value</u>	<u>Maturities (in years)</u>			<u>Credit Rating</u>
		<u>Less than 1</u>	<u>1-10</u>	<u>Over 10</u>	
Cash	\$ 2,586,126	\$ 2,586,126	\$ -	\$ -	N/A
Investment Pools					
TexPool	70,434,979	70,434,979	-	-	AAAm
Total Cash and					
Cash Equivalents	\$ 73,021,105	\$ 73,021,105	\$ -	\$ -	

## District Policies and Legal and Contractual Provisions Governing Investments

### **Compliance with the Public Funds Investment Act**

The **Public Funds Investment Act** (Government Code Chapter 2256) contains specific provisions in the areas of investment practices, management reports, and establishment of appropriate policies. Among other things, it requires a governmental entity to adopt, implement, and publicize an investment policy. That policy must address the following areas: (1) safety of principal and liquidity, (2) portfolio diversification, (3) allowable investments, (4) acceptable risk levels, (5) expected rates of return, (6) maximum allowable stated maturity of portfolio investments, (7) maximum average dollar-weighted maturity allowed based on the stated maturity date for the portfolio, (8) investment staff quality and capabilities, (9) and bid solicitation preferences for certificates of deposit.

Statutes authorize the entity to invest in (1) obligations of the U.S. Treasury, certain U.S. agencies, and the State of Texas and its agencies, (2) guaranteed or secured certificates of deposit issued by state and national banks domiciled in Texas, (3) obligations of states, agencies, counties, cities and other political subdivisions of any state having been rated as to investment quality not less than an "A", (4) No load money market funds with a weighted average maturity of 90 days or less, (5) fully collateralized repurchase agreements, (6) commercial paper having a stated maturity of 270 days or less from the date of issuance and is not rated less than A-1 or P-1 by two nationally recognized credit rating agencies OR one nationally recognized credit agency and is fully secured by an irrevocable letter of credit, (7) secured corporate bonds rated now lower than "AA-" or the equivalent, (8) public funds investment pools, and (9) guaranteed investment contracts for bond proceeds investment only, with a defined termination date and secured by U.S. Government direct or agency obligations approved by the Texas Public Funds Investment Act in an amount equal to the bond proceeds. The Act also requires the entity to have independent auditors perform test procedures related to investment practices as provided by the Act. Medina Valley Independent School District is in substantial compliance with the requirements of the Act and with local policies.

The investment pools used by the District are organized under the authority of the Interlocal Cooperation Act, Chapter 791, Texas Government Code, and the Public Funds Investment Act, Chapter 2256, Texas Government Code. The investment pools are public funds investment pools created to provide a safe environment for the placement of local government funds in authorized short-term investment.

The District's investment in investment pools, which are exempt from regulation by the Securities and Exchange Commission, have as one of their objectives the maintenance of stable fair market value of \$1. The book value of the position in the pools is the same as the number of the shares in each pool; the market value of a share should approximately equal the book value of a share.

Additional policies and contractual provisions governing deposits and investments of Medina Valley Independent School District are specified below:

*Credit Risk* To limit the risk that an issuer or other counterparty to an investment will not fulfill its obligations the District limits investments to those allowed by Government Code 2256. As of August 31, 2019, the District's investments were limited to investment pools.

*Custodial Credit Risk for Investments* To limit the risk that, in the event of the failure of the counterparty to a transaction, a government will not be able to recover the value of investment or collateral securities that are in possession of an outside party. The District requires counterparties to register the securities in the name of the District's custodian and hand them over to the District or its designated agent. All of the securities are held by the District's agent.

*Concentration of Credit Risk* To limit the risk of loss, the District's investment portfolio is diversified in terms of investment instruments, maturity schedule, and financial institutions.

*Interest Rate Risk* To limit the risk that changes in interest rates will adversely affect the fair value of investments, the District's investment portfolio has various maturities.

Foreign Currency Risk for Investment The District has no foreign currency investments.

The District categorizes its fair value measurements with the fair value hierarchy established by generally accepted accounting principles. The hierarchy is based on the valuation inputs used to measure the fair value of the asset. Level 1 inputs are quoted prices in active markets for identical assets; Level 2 inputs are significant other observable inputs; Level 3 inputs are significant unobservable inputs. Investments that are measured at fair value using the net asset value per share (or its equivalent) as a practical expedient are not classified in the fair value hierarchy below. In instances where inputs used to measure fair value fall into different levels in the above fair value measurements in their entirety are categorized based on the lowest level input that is significant to the valuation. The District's assessment of the significance of particular inputs to these fair value measurements requires judgment and considers factors specific to each asset or liability.

As of August 31, 2019, Medina Valley Independent School District has no investments measured at fair value or Net Asset Value (NAV) per Share (or its equivalent).

## **B. PROPERTY TAXES**

Property taxes are levied by October 1 on the assessed value listed as of the prior January 1 for all real and business personal property located in the District in conformity with Subtitle E, Texas Property Tax Code. Taxes are due on receipt of the tax bill and are delinquent if not paid before February 1 of the year following the year in which imposed. On January 31 of each year, a tax lien attaches to property to secure the payment of all taxes, penalties, and interest ultimately imposed. Property tax revenues are considered available (1) when they become due or past due and receivable within the current period and (2) when they are expected to be collected during a 60-day period after the close of the school fiscal year.

## **C. DELINQUENT TAXES RECEIVABLE**

Delinquent taxes are prorated between maintenance and debt service based on rates adopted for the year of the levy. Allowances for uncollectible tax receivables within the General and Debt Service Funds are based on historical experience in collecting property taxes. Uncollectible personal property taxes are periodically reviewed and written off, but the District is prohibited from writing off real property taxes without specific statutory authority from the Texas Legislature.

## **D. INTERFUND BALANCES AND TRANSFERS**

Interfund balances at August 31, 2019 consisted of the following amounts:

<b>Due to General Fund From:</b>	25,574
Nonmajor Funds Intrafund	<u>\$ 1,898,579</u>
Total Due to General Fund	<u>\$ 1,924,153</u>
<b>Due to Capital Projects Fund From:</b>	
Debt Service Fund	<u>\$ 8,176</u>
Total Due to Debt Service Fund	<u>\$ 8,176</u>
<b>Due to Nonmajor Funds:</b>	
General Fund	<u>\$ 175,051</u>
Total Due to Nonmajor Funds	<u>\$ 175,051</u>

Interfund balances are primarily in support of payroll clearing and operating activities.

**Transfers to General Fund From:**

Internal Service Fund	<u>\$ 150,000</u>
Total Transferred to General Fund	<u>\$ 150,000</u>

Transfers were to move excess equity from the internal service fund.

**E. DISAGGREGATION OF RECEIVABLES AND PAYABLES**

Receivables at August 31, 2019, were as follows:

	Property Taxes	Other Governments	Due From Other Funds	Other	Total Receivables
<b>Governmental Activities:</b>					
General Fund	\$ 1,040,433	\$ 3,596,078	\$ 1,924,153	\$ 24,060	\$ 6,584,724
Debt Service Fund	340,334	248,010	-	-	588,344
Capital Projects	-	-	8,176	12,969	21,145
Instructional Materials Fund	-	14,969	-	-	14,969
Nonmajor Governmental Funds	-	857,378	175,051	19,522	1,051,951
Total Governmental Activities	<u>\$ 1,380,767</u>	<u>\$ 4,716,435</u>	<u>\$ 2,107,380</u>	<u>\$ 56,551</u>	<u>\$ 8,261,133</u>
Amount not scheduled for collection during subsequent year	<u>\$ 138,076</u>	<u>\$ -</u>	<u>\$ -</u>	<u>\$ -</u>	<u>\$ 138,076</u>

Payables at August 31, 2019, were as follows:

	Accounts Payables	Salaries and Benefits	Due to Other Funds	Due to Other Governments	Other	Total Payables
<b>Governmental Activities:</b>						
Governmental Fund-						
General Fund	\$ 229,053	\$ 1,907,653	\$ 2,073,630	\$ -	\$ -	\$ 4,210,336
Debt Service Fund	-	-	8,176	-	-	8,176
Capital Projects Funds	545,629	-	-	-	-	545,629
Instructional Materials Fund	709,738	-	-	-	-	709,738
Nonmajor Governmental Funds	177,084	-	25,574	-	-	202,658
Total Governmental Activities	<u>\$ 1,661,504</u>	<u>\$ 1,907,653</u>	<u>\$ 2,107,380</u>	<u>\$ -</u>	<u>\$ -</u>	<u>\$ 5,676,537</u>
Proprietary Fund-						
Internal Service Fund	<u>\$ 131,721</u>	<u>\$ -</u>	<u>\$ -</u>	<u>\$ -</u>	<u>\$ -</u>	<u>\$ 131,721</u>
Amount not scheduled for payment during subsequent year	<u>\$ -</u>	<u>\$ -</u>	<u>\$ -</u>	<u>\$ -</u>	<u>\$ -</u>	<u>\$ 131,721</u>

## F. CAPITAL ASSET ACTIVITY

Capital asset activity for the year ended August 31, 2019 was as follows:

	Beginning Balance	Reclassifications and Additions	Reclassifications and Deletions	Ending Balance
<b>Governmental Activities:</b>				
Land	\$ 4,507,968	\$ 1,944,631	\$ -	\$ 6,452,599
Buildings and improvements	149,319,192	60,187	9,782,383	159,161,762
Equipment	12,363,639	1,609,528	-	13,973,167
Construction in progress	1,387,363	11,639,593	(9,782,383)	3,244,573
Total at historical cost	<u>167,578,162</u>	<u>15,253,939</u>	<u>-</u>	<u>182,832,101</u>
Less accumulated depreciation			-	
Buildings and improvements	(32,365,407)	(3,954,373)	-	(36,319,780)
Equipment	<u>(7,613,242)</u>	<u>(714,052)</u>	<u>-</u>	<u>(8,327,294)</u>
Total accumulated depreciation	<u>(39,978,649)</u>	<u>(4,668,425)</u>	<u>-</u>	<u>(44,647,074)</u>
Governmental activities capital assets, net	<u>\$ 127,599,513</u>	<u>\$ 10,585,514</u>	<u>\$ -</u>	<u>\$ 138,185,027</u>

Depreciation expense was charged to governmental activities as follows:

Instruction	\$ 2,476,585
Instructional resources and media services	40,246
Curriculum and instructional staff development	35,832
Instructional leadership	75,220
School leadership	205,314
Guidance, counseling and evaluation services	102,767
Social work services	25,952
Health services	56,274
Student (pupil) transportation	279,888
Food services	385,937
Extracurricular activities	143,683
General administration	122,903
Facilities maintenance and operations	538,776
Security and monitoring services	66,162
Data processing services	109,807
Community services	<u>3,079</u>
Total Depreciation Expense	<u>\$ 4,668,425</u>

## G. BONDS PAYABLE

Bonded indebtedness of the District is reflected in the Statement of Net Position, and current requirements for principal and interest expenditures are accounted for in the Debt Service Fund. The bonds mature serially and term through the year 2049, with interest rates of 2.0% to 5.0%.

A summary of changes in bonds payable for the year ended August 31, 2019 is as follows:

Description	Interest Rate Payable	Amounts Original Issue	Interest Current Year	Payable Amounts Outstanding 9/1/2018	Issued	Retired/ Refunded	Amounts Outstanding 8/31/2019	Amounts Due Within One Year
Unlimited Tax Refunding Bonds Series 2010	2.00% - 3.50%	5,940,000	93,175	2,420,000	-	120,000	2,300,000	125,000
Unlimited Tax Refunding Bonds Series 2014	2.00% - 4.00%	6,937,932	147,000	6,937,932	-	-	6,937,932	-
Unlimited Tax Refunding Bonds Series 2015	2.00% - 4.00%	8,665,000	333,650	8,525,000	-	-	8,525,000	-
Unlimited Tax Refunding Bonds Series 2015A	2.00% - 4.00%	6,800,000	163,825	5,405,000	-	505,000	4,900,000	520,000
Unlimited Tax Refunding Bonds Series 2016	2.00% - 5.00%	22,079,220	2,317,310	21,949,215	-	489,215	21,460,000	2,015,000
Unlimited Tax School Building Bonds, Series 2016	2.00% - 4.00%	71,080,000	2,823,500	71,080,000	-	-	71,080,000	-
Unlimited Tax School Building Bonds, Series 2019	2.25% - 5.00%	47,035,000	9,794	-	47,035,000	-	47,035,000	1,195,000
<b>Totals</b>			<b>\$ 5,888,254</b>	<b>\$ 116,317,147</b>	<b>\$ 47,035,000</b>	<b>\$ 1,114,215</b>	<b>\$ 162,237,932</b>	<b>\$ 3,855,000</b>

On May 4, 2019, voters of the District approved the issuance of \$107,000,000 of Unlimited Tax School Building Bonds by the Medina Valley Independent School District for school facilities and the levying of a tax in payment thereof. As of August 31, 2019, \$47,035,000 of the bonds have been issued.

Debt service requirements are as follows:

Year Ended August 31,	Principal	Interest	Total Requirements
2020	\$ 3,855,000	\$ 6,106,288	\$ 9,961,288
2021	4,975,000	5,909,700	10,884,700
2022	3,515,000	5,712,900	9,227,900
2023	3,712,247	6,406,729	10,118,976
2024	3,826,072	6,349,153	10,175,225
2025-2029	19,644,613	27,721,149	47,365,762
2030-2034	26,615,000	20,756,400	47,371,400
2035-2039	32,295,000	15,074,750	47,369,750
2040-2044	39,195,000	8,170,375	47,365,375
2045-2049	24,605,000	1,391,850	25,996,850
Total	<u>\$ 162,237,932</u>	<u>\$ 103,599,294</u>	<u>\$ 265,837,226</u>

There are a number of limitations and restrictions contained in the general obligation bond indenture. Management has indicated that the District is in compliance with all significant limitations and restrictions at August 31, 2019.

## H. CHANGES IN LONG-TERM LIABILITIES

Long-term activities for the year ended August 31, 2019, was as follows:

	Balance 9/1/2018	Additions	Retirement	Balance 8/31/2019	Due Within One Year
Governmental Activities:					
Bonds	\$ 116,317,147	\$ 47,035,000	\$ 1,114,215	\$ 162,237,932	\$ 3,855,000
Leave	148,333	155,881	148,333	155,881	155,881
Total Governmental Activities	116,465,480	47,190,881	1,262,548	162,393,813	4,010,881
Accreted interest on capital					
Appreciation Bonds, Series 2014	564,944	165,550	-	730,494	-
Bond Premium, Refunding Series 2014	2,272,425	-	142,027	2,130,398	-
Bond Premium, Refunding Series 2015	1,024,060	-	70,625	953,435	-
Bond Premium, Refunding Series 2015A	433,785	-	42,667	391,118	-
Bond Premium, Refunding Series 2016	2,890,004	-	185,455	2,704,549	-
Bond Premium, Series 2015	7,018,393	-	293,452	6,724,941	-
Bond Premium, Series 2019	-	3,173,723	-	3,173,723	-
Totals	<u>\$ 130,669,091</u>	<u>\$ 50,530,154</u>	<u>\$ 1,996,774</u>	<u>\$ 179,202,471</u>	<u>\$ 4,010,881</u>

On October 15, 2015, the District issued \$6,800,000 of Unlimited Tax Refunding Bonds, Series 2015A. The proceeds of the bonds were used for refunding certain maturities of the 2006 Series Bonds. The Series 2006 maturities of February 15, 2019 through February 15, 2031 totaling \$7,405,000, with an average interest rate of 4.238% were refunded by the 2015A Series Bonds with an average interest rate of 2.064%. The cash flow savings to the District as a result of this refunding was \$1,849,588. The net present value savings is \$1,187,498. The proceeds of the refunding bonds were used to purchase U.S. Government securities. Those securities were deposited in an irrevocable trust with an escrow agent to provide for certain debt service payments on the Series 2006 bonds through 2031. As a result, those portions of the Series 2006 Bonds were considered defeased and the liability for those bonds has been removed from the District's long-term debt accounting group. The defeased Series 2006 bonds are callable on August 15, 2025.

On March 1, 2016, the District issued \$22,079,220 of Unlimited Tax Refunding Bonds, Series 2016. The proceeds of the bonds were used for refunding certain maturities of the 2007 Series Bonds. The Series 2007 maturities of February 15, 2019 through February 15, 2037 totaling \$22,079,220, with an average interest rate of 4.999% were refunded by the 2017 Series Bonds with an average interest rate of 3.097%. The cash flow savings to the District as a result of this refunding was \$8,009,466. The net present value savings is \$4,901,874. The proceeds of the refunding bonds were used to purchase U.S. Government securities. Those securities were deposited in an irrevocable trust with an escrow agent to provide for certain debt service payments on the Series 2007 bonds through 2037. As a result, those portions of the Series 2007 Bonds were considered defeased and the liability for those bonds has been removed from the District's long-term debt accounting group. The defeased Series 2007 bonds are callable on February 15, 2026.

**I. COMMITMENTS UNDER LEASES**

Commitments under operating (noncapitalized) lease agreements for equipment provide for minimum future rental payments as of August 31, 2019, as follows:

Year Ended August 31,	
2020	\$ 11,412
2021	11,412
2022	11,412
2023	11,412
2024	9,510
2024	<u>-</u>
Total Minimum Rentals	<u>\$ 55,158</u>
Rental Expenditures for Fiscal Year 2019	<u>\$ 173,916</u>

**J. ACCUMULATED UNPAID VACATION AND LEAVE BENEFITS**

The State of Texas has created a minimum personal leave program consisting of five days per year leave with no limit on accumulation and transferability among districts for every teacher regularly employed in Texas public schools.

Each district's local Board of Education is required to establish a leave plan. Local school districts may provide additional leave beyond the state minimum. Medina Valley Independent School District provides that upon separation from the District, an employee in good standing who has ten or more years of employment in the District and who has accumulated 15 or more local leave days shall be paid one-third of the employee's daily rate of pay for the accrued and unused local leave days, up to a maximum of \$5,000. This liability has been recorded in the General Long-term Debt account group.

**J. DEFINED BENEFIT PENSION PLAN**

**Plan Description.** The Medina Valley Independent School District participates in a cost-sharing multiple-employer defined benefit pension that has a special funding situation. The plan is administered by the Teacher Retirement System of Texas (TRS). It is a defined benefit pension plan established and administered in accordance with the Texas Constitution, Article XVI, Section 67 and Texas Government Code, Title 8, Subtitle C. The pension trust fund is a qualified pension trust under Section 401(a) of the Internal Revenue Code. The Texas Legislature establishes benefits and contribution rates within the guidelines of the Texas Constitution. The pension's Board of Trustees does not have the authority to establish or amend benefit terms.

All employees of public, state-supported educational institutions in Texas who are employed for one-half or more of the standard work load and who are not exempted from membership under Texas Government Code, Title 8, Section 822.002 are covered by the system.

**Pension Plan Fiduciary Net Position.** Detailed information about the Teacher Retirement System's fiduciary net position is available in a separately-issued Comprehensive Annual Financial Report that includes financial statements and required supplementary information. That report may be obtained on the Internet at <http://www.trs.state.tx.us/about/documents/cafr.pdf#CAFR>; by writing to TRS at 1000 Red River Street, Austin, TX, 78701-2698; or by calling (512) 542-6592.

**Benefits Provided.** TRS provides service and disability retirement, as well as death and survivor benefits, to eligible employees (and their beneficiaries) of public and higher education in Texas. The pension formula is calculated using 2.3 percent (multiplier) times the average of the five highest annual creditable salaries times years of credited service to arrive at the annual standard annuity except for members who are grandfathered, the three highest annual salaries are used. The normal service retirement is at age 65 with 5 years of credited service or when the sum of the member's age and years of credited service equals 80 or more years. Early retirement is at age 55 with 5 years of service credit or earlier than 55 with 30 years of service credit. There are additional provisions for early retirement if the sum of the member's age and years of service credit total at least 80, but the member is less than age 60 or 62 depending on date of employment, or if the member was grandfathered in under a previous rule. There are no automatic post-employment benefit changes; including automatic COLAs. Ad hoc post-employment benefit changes, including ad hoc COLAs can be granted by the Texas Legislature as noted in the Plan description above.

**Contributions.** Contribution requirements are established or amended pursuant to Article 16, section 67 of the Texas Constitution which requires the Texas legislature to establish a member contribution rate of not less than 6% of the members annual compensation and a state contribution rate of not less than 6% and not more than 10% of the aggregate annual compensation paid to members of the system during the fiscal year. Texas Government Code section 821.006 prohibits benefit improvements, if as a result of the particular action, the time required to amortize TRS unfunded actuarial liabilities would be increased to a period that exceeds 31 years, or, if the amortization period already exceeds 31 years, the period would be increased by such action.

Employee contribution rates are set in state statute, Texas Government Code 825.402. Senate Bill 1458 of the 83<sup>rd</sup> Texas Legislature amended Texas Government Code 825.402 for member contributions and established employee contribution rates for fiscal years 2014 thru 2017. The 85<sup>th</sup> Texas Legislature, General Appropriations Act (GAA) affirmed that the employer contribution rates for fiscal years 2018 and 2019 would remain the same.

<b>Contributions Rates</b>		
	<u>2018</u>	<u>2019</u>
Member	7.7%	7.7%
Non-Employer Contributing Entity (State)	6.8%	6.8%
Employers	6.8%	6.8%
District's 2019 FY Employer Contributions		\$ 1,068,148
District's 2019 FY Member Contributions		\$ 2,568,662
Measurement Year NECE On-Behalf Contributions		\$ 1,356,258

Contributors to the plan include members, employers and the State of Texas as the only non-employer contributing entity. The State contributes to the plan in accordance with state statutes and the General Appropriations Act (GAA).

As the non-employer contributing entity for public education and junior colleges, the State of Texas contributes to the retirement system an amount equal to the current employer contribution rate times the aggregate annual compensation of all participating members of the pension trust fund during that fiscal year reduced by the amounts described below which are paid by the employers. Employers (including public schools) are required to pay the employer contribution rate in the following instances:

- On the portion of the member's salary that exceeds the statutory minimum for members entitled to the statutory minimum under Section 21.402 of the Texas Education Code.
- During a new member's first 90 days of employment
- When any part or all of an employee's salary is paid by federal funding sources or a privately sponsored source.

In addition to the employer contributions listed above, there are two additional surcharges an employer is subject to.

- When employing a retiree of the Teacher Retirement System the employer shall pay both the member contribution and the state contribution as an employment after retirement surcharge.
- When a school district does not contribute to the Federal Old-Age, Survivors and Disability Insurance (OASDI) Program for certain employees, they must contribute 1.5% of the state contribution rate for certain instructional or administrative employees; and 100% of the state contribution rate for all other employees.

**Actuarial Assumptions.** The total pension liability in the August 31, 2017 actuarial valuation rolled forward to August 31, 2018 was determined using the following actuarial assumptions:

Valuation Date	August 31, 2017 rolled forward to August 1, 2018
Actuarial Cost Method	Individual Entry Age Normal
Asset Valuation Method	Market Value
Single Discount Rate	6.90%
Long-term expected Investment Rate of Return	7.25%
	3.39% - Source for the rate is the Fixed Income Market Data/Yield Curve/Data Municipal Bonds with 20 years to maturity that include only federally tax-exempt municipal bonds as reported in Fidelity index's "20-Year Municipal GO AA Index."
Municipal Bond Rate as of August 2018	
Last Year ending August 31 in Projection Period (100 years)	2116
Inflation	2.30%
Salary Increases Including Inflation	3.50% to 9.50%
Payroll Growth Rate	2.50%
Ad hoc Post Employment Benefit Changes	None

The actuarial methods and assumptions are based primarily on a study of actual experience for the three-year period ending August 31, 2017 and adopted in July 2018.

**Discount Rate.** The discount rate used to measure the total pension liability was 6.907%. The single discount rate was based on the expected rate of return on pension plan investment of 7.25% and a municipal bond rate of 3.69%. The projection of cash flows used to determine the discount rate assumed that contributions from plan members and those of the contributing employers and the non-employer contributing entity are made at the statutorily required rates. Based on those assumptions, the pension plans fiduciary net position was sufficient to finance the benefit payments until the year 2069. As a result, the long-term expected rate of return on pension plan investments was applied to projected benefit payments through the year 2069, and the municipal bond rate was applied to all benefit payments after that date. The long-term expected rate of return on pension plan investments was determined using a building-block method in which best-estimates ranges of expected future real rates of return (expected returns, net of pension plan investment expense and inflation) are developed for each major asset class. These ranges are combined to produce the long-term expected rate of return by weighting the expected future real rates of return by the target asset allocation percentage and by adding expected inflation. Best estimates of geometric real rates of return for each major asset class included in the Systems target asset allocation as of August 31, 2018 are summarized below:

Asset Class	Target Allocation*	Long-Term Expected Arithmetic Real Rate of Return**	Expected Contribution to Long-Term Portfolio Returns
<b>Global Equity</b>			
U.S.	18.00%	5.70%	1.04%
Non-U.S. Developed	13.00%	6.90%	0.90%
Emerging Markets	9.00%	8.95%	0.80%
Directional Hedge Funds	4.00%	3.53%	0.14%
Private Equity	13.00%	10.18%	1.32%
<b>Stable Value</b>			
U.S. Treasuries	11.00%	1.11%	0.12%
Absolute Return	0.00%	0.00%	0.00%
Hedge Funds (Stable Value)	4.00%	3.09%	0.12%
Cash	1.00%	-0.30%	0.00%
<b>Real Return</b>			
Global Inflation Linked Bonds	3.00%	0.70%	0.02%
Real Assets	14.00%	5.21%	0.73%
Energy and Natural Resources	5.00%	7.48%	0.37%
Commodities	0.00%	0.00%	0.00%
<b>Risk Parity</b>			
Risk Parity	5.00%	3.70%	0.18%
Inflation Expectations			2.30%
Volatility Drag***			-0.79%
<b>Total</b>	<b>100%</b>		<b>7.25%</b>

\* Target allocations are based on the FY 2016 policy model.

\*\* Capital market assumptions come from Aon Hewitt (2017 Q4)

\*\*\* The volatility drag results from the conversion between arithmetic and geometric mean returns.

**Discount Rate Sensitivity Analysis.** The following schedule shows the impact of the Net Pension Liability if the discount rate used was 1% less than and 1% greater than the discount rate that was used (6.907%) in measuring the Net Pension Liability.

	1% Decrease in Discount Rate (5.907%)	Discount Rate (6.907%)	1% Increase in Discount Rate (7.907%)
District's proportionate share of the net pension liability:	\$23,027,209	\$15,257,488	\$8,967,439

**Pension Liabilities, Pension Expense, and Deferred Outflows of Resources and Deferred Inflows of Resources Related to Pensions.** At August 31, 2019, Medina Valley Independent School District reported a liability of \$15,257,488 for its proportionate share of the TRS's net pension liability. This liability reflects a reduction for State pension support provided to Medina Valley Independent School District. The amount recognized by Medina Valley Independent School District as its proportionate share of the net pension liability, the related State support, and the total portion of the net pension liability that was associated with Medina Valley Independent School District were as follows:

District's proportionate share of the collective net pension liability	\$ 15,257,488
State's proportionate share that is associated with the District	22,173,892
Total	<u>\$ 37,431,380</u>

The net pension liability was measured as of August 31, 2017 and rolled forward to August 31, 2018 and the total pension liability used to calculate the net pension liability was determined by an actuarial valuation as of August 31, 2017 rolled forward to August 31, 2018. The employer's proportion of the net pension liability was based on the employer's contributions to the pension plan relative to the contributions of all employers to the plan for the period September 1, 2017 thru August 31, 2018.

At August 31, 2018 the employer's proportion of the collective net pension liability was .0277195051% which was an increase of 0.0019053610% from its proportion measured as of August 31, 2017.

**Changes Since the Prior Actuarial Valuation** – The following were changes to the actuarial assumptions or other inputs that affected measurement of the total pension liability since the prior measurement period:

- The Total Pension Liability as of August 31, 2018 was developed using a roll-forward method from the August 31, 2017 valuation.
- Demographic assumptions including post-retirement mortality, termination rates, and rates of retirement were updated based on the experience study performed for TRS for the period ending August 31, 2017.
- Economic assumptions including rates of salary increase for individual participants was updated based on the same experience study.
- The discount rate changed from 8.0% as of August 31, 2017 to 6.907% as of August 31, 2018.
- The long-term assumed rate of return changed from 8.0% to 7.25%.
- The change in the long-term assumed rate of return combined with the change in the single discount rate was the primary reason for the increase in the Net Pension Liability.

There were no changes of benefit terms that affected measurement of the total pension liability during the measurement period.

For the year ended August 31, 2019, Medina Valley Independent School District recognized pension expense of \$2,194,624 and revenue of \$2,194,624 for support provided by the State in the Government Wide Statement of Activities.

At August 31, 2019, Medina Valley Independent School District reported its proportionate share of the TRS's deferred outflows of resources and deferred inflows of resources related to pensions from the following sources: (The amounts shown below will be the cumulative layers from the current and prior years combined.)

	Deferred Outflows of Resources	Deferred Inflows of Resources
Differences between expected and actual actuarial experience	\$ 95,103	\$ 374,359
Changes in actuarial assumptions	5,501,059	171,908
Net difference between projected and actual investment earnings	-	289,500
Changes in proportion and differences between the employer's contributions and the proportionate share of contributions	1,950,997	364
Contributions paid to TRS subsequent to the measurement date	1,068,148	-
Total	\$ 8,615,307	\$ 836,131

The net amounts of the employer's balances of deferred outflows and inflows (not including the deferred contribution paid subsequent to the measurement date) of resources related to pensions will be recognized in pension expense as follows:

Year ended August 31:	Pension Expense Amount
2020	\$ 1,763,772
2021	1,154,542
2022	985,528
2023	1,115,069
2024	1,023,616
Thereafter	668,501

## K. DEFINED OTHER POST-EMPLOYMENT BENEFIT PLANS

**Plan Description.** The District participates in the Texas Public School Retired Employees Group Insurance Program (TRS-Care). It is a multiple-employer, cost-sharing defined Other Post-Employment Benefit (OPEB) plan that has a special funding situation. The plan is administered through a trust by the Teacher Retirement System of Texas (TRS) Board of Trustees. It is established and administered in accordance with the Texas Insurance Code, Chapter 1575.

**OPEB Plan Fiduciary Net Position.** Detail information about the TRS-Care's fiduciary net position is available in the separately-issued TRS Comprehensive Annual Financial Report that includes financial statements and required supplementary information. That report may be obtained on the Internet at <http://www.trs.state.tx.us/about/documents/cafr.pdf#CAFR>; by writing to TRS at 1000 Red River Street, Austin, TX, 78701-2698; or by calling (512) 542-6592.

Components of the net OPEB liability of the TRS-Care plan as of August 31, 2018 are as follows:

Net OPEB Liability	Total
Total OPEB Liability	\$ 50,729,490,103
Less: Plan fiduciary net position	798,574,633
Net OPEB liability	\$ 49,930,915,470
Net position as a percentage of total OPEB liability	1.57%

**Benefits Provided.** TRS-Care provides a basic health insurance coverage (TRS-Care 1), at no cost to all retirees from public schools, charter schools, regional education service centers and other educational districts who are members of the TRS pension plan. Optional dependent coverage is available for an additional fee.

Eligible retirees and their dependents not enrolled in Medicare may pay premiums to participate in one of two optional insurance plans with more comprehensive benefits (TRS-Care 2 and TRS-Care 3). Eligible retirees and dependents enrolled in Medicare may elect to participate in one of the two Medicare health plans for an additional fee. To qualify for TRS-Care coverage, a retiree must have at least 10 years of service credit in the TRS pension system. The Board of Trustees is granted the authority to establish basic and optional group insurance coverage for participants as well as to amend benefit terms as needed under Chapter 1575.052. There are no automatic post-employment benefit changes; including automatic COLAs.

The 85<sup>th</sup> Legislature, Regular Session, passed the following statutory changes in HB 3976 which became effective on September 1, 2017. These are described below under the section “Changes in Benefit Terms”.

The premium rates for the optional health insurance are based on years of service of the member. The schedule below shows the monthly rates for a retiree with and without Medicare coverage. These new premium rates for retirees with Medicare Part A and Part B became effective January 1, 2018.

**TRS-Care Monthly Premium Rates**  
Effective January 1, 2018 - December 31, 2018

	Medicare	Non-Medicare
Retiree*	\$ 135	\$ 200
Retiree and Spouse	529	689
Retiree* and Children	468	408
Retiree and Family	1,020	999

\* or surviving spouse

**Contributions.** Contribution rates for the TRS-Care plan are established in state statute by the Texas Legislature, and there is no continuing obligation to provide benefits beyond each fiscal year. The TRS-Care plan is currently funded on a pay-as-you-go basis and is subject to change based on available funding. Funding for TRS-Care is provided by retiree premium contributions and contributions from the state, active employees, and school districts based upon public school district payroll. The TRS Board of trustees does not have the authority to set or amend contribution rates.

Texas Insurance Code, section 1575.202 establishes the state's contribution rate which is 1.25% of the employee's salary. Section 1575.203 establishes the active employee's rate which is .75% of pay. Section 1575.204 establishes an employer contribution rate of not less than 0.25 percent or not more than 0.75 percent of the salary of each active employee of the public. The actual employer contribution rate is prescribed by the Legislature in the General Appropriations Act. The following table shows contributions to the TRS-Care plan by type of contributor.

**Contributions Rates**

	<u>2018</u>	<u>2019</u>
Active Employee	0.65%	0.65%
Non-Employer Contributing Entity (State)	1.25%	1.25%
Employers	0.75%	0.75%
Federal/private Funding Remitted by Employers	1.25%	1.25%
District's 2019 FY Employer Contributions		\$ 280,673
District's 2019 FY Member Contributions		\$ 216,836
Measurement Year NECE On-Behalf Contributions		\$ 339,101

In addition to the employer contributions listed above, there is an additional surcharge all TRS employers are subject to (regardless of whether or not they participate in the TRS Care OPEB program). When employers hire a TRS retiree, they are required to pay to TRS-Care, a monthly surcharge of \$535 per retiree.

TRS-Care received supplemental appropriations from the State of Texas as the Non-Employer Contributing Entity in the amount of \$182.6 million in fiscal year 2018. The 85<sup>th</sup> Texas Legislature, House Bill 30 provided an additional \$212 million in one-time supplemental funding for the FY2018-19 biennium to continue to support the program. This was also received in FY2018 bringing the total appropriations received in fiscal year 2018 to \$394.6 million.

**Actuarial Assumptions.** The total OPEB liability in the August 31, 2017 actuarial valuation was rolled forward to August 31, 2018. The actuarial valuation was determined using the following actuarial assumptions:

The actuarial valuation of TRS-Care is similar to the actuarial valuation performed for the pension plan, except that the OPEB valuation is more complex. All of the demographic assumptions, including rates of retirement, termination, and disability, and most of the economic assumptions, including general inflation, salary increases, and general payroll growth, used in this OPEB valuation were identical to those used in the respective TRS pension valuation.

The active mortality rates were based on 90 percent of the RP-2014 Employee Mortality Tables for males and females. The post-retirement mortality rates were based on the 2018 TRS of Texas Healthy Pensioner Mortality Tables.

The following assumptions and other inputs used for members of TRS-Care are identical to the assumptions used in the August 31, 2017 TRS pension actuarial valuation that was rolled forward to August 31, 2018:

Rates of Mortality	General Inflation
Rates of Retirement	Wage Inflation
Rates of Termination	Expected Payroll Growth
Rates of Disability Incidence	

Additional Actuarial Methods and Assumptions:

Valuation Date	August 31, 2017 Rolled forward to August 31, 2018
Actuarial Cost Method	Individual Entry Age Normal
Inflation	2.30%
Single Discount Rate	3.69% Sourced from fixed Income municipal bonds with 20 years to maturity that include only federal tax-exempt municipal bonds as reported in Fidelity Index's "20-Year Municipal GO AA Index" as of August 31, 2018.
Aging Factors	Based on Plan Specific Experience
Expenses	Third-party administrative expenses related to the delivery of health care benefits are included in the age-adjusted claims costs.
Projected Salary Increases	3.05% - 9.05%
Election Rates	Normal Retirement: 70% participation prior to age 65 and 75% participation after age 65.
Ad-hoc Post Employment Benefit Changes	None

Other Information: In this valuation, the impact of the Cadillac Tax has been calculated as a portion of the trend assumption. Assumptions and methods used to determine the impact of the Cadillac Tax include:

- 2018 thresholds of \$850/\$2,292 were indexed annually by 2.50%.
- Premium data submitted was not adjusted for permissible exclusions to the Cadillac Tax.
- There were no special adjustments to the dollar limit other than those permissible for non-Medicare retirees over 55.

Results indicate that the value of the excise tax would be reasonably represented by a 25 basis point addition to the long-term trend rate assumption.

**Discount Rate.** A single discount rate of 3.69% was used to measure the total OPEB liability. There was an increase of .27 percent in the discount rate since the previous year. Because the plan is essentially a "pay-as-you-go" plan, the single discount rate is equal to the prevailing municipal bond rate. The projection of cash flows used to determine the discount rate assumed that contributions from active members and those of the contributing employers and the non-employer contributing entity are made at the statutorily required rates. Based on those assumptions, the OPEB plan's fiduciary net position was projected to not be able to make all future benefit payments of current plan members. Therefore, the municipal bond rate was applied to all periods of projected benefit payments to determine the total OPEB liability.

**Sensitivity of the Net OPEB Liability:**

**Discount Rate Sensitivity Analysis.** The following schedule shows the impact of the Net OPEB Liability if the discount rate used was 1% less than and 1% greater than the discount rate that was used (3.69%) in measuring the Net OPEB Liability.

	1% Decrease in Discount Rate (2.69%)	Discount Rate (3.69%)	1% Increase in Discount Rate (4.69%)
District's proportionate share of the Net OPEB Liability:	\$21,200,702	\$17,810,573	\$15,128,764

**Healthcare Cost Trend Rates Sensitivity Analysis -** The following presents the net OPEB liability of the plan using the assumed healthcare cost trend rate, as well as what the net OPEB liability would be if it were calculated using a trend rate that is one-percentage point lower or one-percentage point higher than the assumed healthcare cost trend rate.

	1% Decrease	Current Healthcare Cost Trend Rate	1% Increase
District's proportionate share of the Net OPEB Liability:	\$14,791,971	\$17,810,573	\$21,786,138

**OPEB Liabilities, OPEB Expense, and Deferred Outflows of Resources and Deferred Inflows of Resources Related to OPEBs.** At August 31, 2019, Medina Valley Independent School District reported a liability of \$17,810,573 for its proportionate share of the TRS's Net OPEB Liability. This liability reflects a reduction for State OPEB support provided to the District. The amount recognized by the District as its proportionate share of the net OPEB liability, the related State support, and the total portion of the net OPEB liability that was associated with Medina Valley Independent School District were as follows:

District's proportionate share of the collective net OPEB liability	\$ 17,810,573
State's proportionate share that is associated with the District	24,578,727
Total	<u>\$ 42,389,300</u>

The Net OPEB Liability was measured as of August 31, 2017 and rolled forward to August 31, 2018 and the Total OPEB Liability used to calculate the Net OPEB Liability was determined by an actuarial valuation as of that date. The employer's proportion of the Net OPEB Liability was based on the employer's contributions to the OPEB plan relative to the contributions of all employers to the plan for the period September 1, 2017 thru August 31, 2018.

At August 31, 2018 the employer's proportion of the collective Net OPEB Liability was 0.0356704325% compared to 0.0328431685% as of August 31, 2017.

*Changes Since the Prior Actuarial Valuation* – The following were changes to the actuarial assumptions or other inputs that affected measurement of the Total OPEB liability since the prior measurement period:

1. Adjustments were made for retirees that were known to have discontinued their health care coverage in fiscal year 2018. This change increased the Total OPEB Liability.
2. The health care trend rate assumption was updated to reflect the anticipated return of the Health Insurer Fee (HIF) in 2020. This change increased the Total OPEB Liability.
3. Demographic and economic assumptions were updated based on the experience study performed for TRS for the period ending August 31, 2017. This change increased the Total OPEB liability.
4. The discount rate was changed from 3.42% as of August 31, 2017 to 3.69% as of August 31, 2018. This change lowered the Total OPEB Liability \$2.3 billion.

*Changes in Benefit Terms:* The 85<sup>th</sup> Legislature, Regular Session passed the following statutory changes which became effective on September 1, 2017:

1. Created a high-deductible health plan that provides a zero cost for generic prescriptions for certain preventive drugs and provides a zero premium for disability retirees who retired as a disability retiree on or before January 1, 2017 and are not eligible to enroll in Medicare.
2. Created a single Medicare Advantage plan and Medicare prescription drug plan for all Medicare-eligible participants.
3. Allowed the system to provide other, appropriate health benefit plans to address the needs of enrollees eligible for Medicare.
4. Allowed eligible retirees and their eligible dependents to enroll in TRS-Care when the retiree reaches 65 years of age, rather than waiting for the next enrollment period.
5. Eliminated free coverage under TRS-Care, except for certain disability retirees enrolled during Plan Years 2018 through 2021, requiring members to contribute \$200 per month toward their health insurance premiums.

For the year ended August 31, 2019, Medina Valley Independent School District recognized OPEB expense of \$894,027 and revenue of \$894,027 for support provided by the State.

At August 31, 2019, Medina Valley Independent School District reported its proportionate share of the TRS's deferred outflows of resources and deferred inflows of resources related to other post-employment benefits from the following sources:

	Deferred Outflows of Resources	Deferred Inflows of Resources
Differences between expected and actual actuarial experience	\$ 945,141	\$ 281,077
Changes in actuarial assumptions	297,210	5,351,055
Net difference between projected and actual investment earnings	3,115	-
Changes in proportion and differences between the employer's contributions and the proportionate share of contributions	1,550,149	-
Contributions paid to TRS subsequent to the measurement date	280,673	-
<b>Total</b>	<b>\$ 3,076,288</b>	<b>\$ 5,632,132</b>

The net amounts of the employer's balances of deferred outflows and inflows (not including the deferred contribution paid subsequent to the measurement date) of resources related to OPEBs will be recognized in OPEB expense as follows:

Year ended August 31:	OPEB Expense Amount
2020	\$ (508,145)
2021	(508,145)
2022	(508,145)
2023	(508,734)
2024	(509,071)
Thereafter	(294,277)

#### **L. MEDICARE PART D - ON BEHALF PAYMENTS**

The Medicare Prescription Drug, Improvement and Modernization Act of 2003, which was effective January 1, 2006, established prescription drug coverage for Medicare beneficiaries known as Medicare Part D. One of the provisions of Medicare Part D allows for the Texas Public School Retired Employee Group Insurance Program (TRS-Care) to receive drug subsidy payments from the federal government to offset certain prescription drug expenditures for eligible TRS-Care participants. Payments made on behalf of Medina Valley Independent School District for fiscal years 2017, 2018 and 2019 were \$78,572, \$83,459 and \$111,991.

#### **M. LITIGATION**

The District is occasionally involved in litigation in the general course of business. Attorneys for the District indicate that the Medina Valley Independent School District has pending or threatened litigation as of August 31, 2019. No provision has been made in these financial statements regarding these matters.

**N. GENERAL FUND FEDERAL SOURCE REVENUES**

Federally financed programs are generally accounted for in the Special Revenue Funds of the District, except for certain federal programs which are accounted for in the General Fund as prescribed by the TEA. The District recognized in the General Fund such revenues for the year ended August 31, 2019, from federal sources as follows:

<u>Program or Source</u>	<u>Amount</u>
ROTC	\$ 47,629
Medicaid Claiming	<u>279,202</u>
Total:	<u>\$ 326,831</u>

**O. WORKERS COMPENSATION PROGRAM**

During the year ended August 31, 2019, employees of the Medina Valley Independent School District were covered by a self-funded workers' compensation program. All administrative cost were paid to a third party administrator acting on behalf of the District. The contract between the Medina Valley Independent School District and the Administrator is renewable September 1, 2019 and terms of coverage and cost are included in the contractual provisions.

The District, through a self-funded program was protected with a specific retention limit of \$1,000,000 and an aggregate limit of \$5,000,000 per statute through Texas Educational Insurance Association and Midwest Employers Casualty Company, commercial insurers licensed or eligible to do business in Texas in accordance with the Texas Insurance Code.

Estimates of claims payable and of claims incurred, but not reported at year end are reflected as accounts payable of the Proprietary Fund.

Changes in the balances of claims liabilities during the past year are as follows:

	<u>Year Ended</u> <u>August 31, 2019</u>	<u>Year Ended</u> <u>August 31, 2018</u>
Unpaid claims, beginning of the year	\$ 99,380	\$ 136,462
Incurred claims (including IBNR'S)	177,795	163,942
Claim payments	<u>(145,454)</u>	<u>(201,024)</u>
Unpaid claims, end of fiscal year	<u>\$ 131,721</u>	<u>\$ 99,380</u>

**P. UNEARNED REVENUE**

Unearned revenue at year end consisted of the following:

	Instructional Materials Fund	Special Revenue Fund	Debt Service Fund	Total
State Entitlements	\$ 94,258	\$ 1,054	\$ -	\$ 95,312
Other	-	809	-	809
Total Unearned Revenue	<u>\$ 94,258</u>	<u>\$ 1,863</u>	<u>\$ -</u>	<u>\$ 96,121</u>

**Q. RECEIVABLES FROM OTHER GOVERNMENTS**

The District participates in a variety of federal and state programs from which it receives grants to partially or fully finance certain activities. In addition, the District receives entitlements from the State through the School Foundation and Per Capita Programs. Amounts due from federal and state governments as of August 31, 2019, are summarized below. All federal grants shown below are passed through the TEA and are reported on the combined financial statements as Due from Other Governments.

Fund	State Entitlements	Federal Grants	Other	Total
General	\$ 3,596,078	\$ -	\$ -	\$ 3,596,078
Debt Service	248,010	-	-	248,010
Capital Projects	-	-	-	-
Instructional Materials Fund	14,969	-	-	14,969
Special Revenue	44,864	812,514	-	857,378
Total	<u>\$ 3,903,921</u>	<u>\$ 812,514</u>	<u>\$ -</u>	<u>\$ 4,716,435</u>

**R. REVENUE FROM LOCAL AND INTERMEDIATE SOURCES**

During the current year, revenues from local and intermediate sources consisted of the following:

	General Fund	Debt Service Fund	Capital Projects Fund	Special Revenue Funds	Total
Property Taxes	\$ 20,437,588	\$ 7,831,655	\$ -	\$ -	\$ 28,269,243
Penalties, Interest and Other	227,255	80,935	-	-	308,190
Tax-related Income			-	-	-
Investment Income	470,067	114,992	323,804	657	909,520
Food Sales	-	-	-	1,151,689	1,151,689
Co-curricular Student Activities	102,613	-	-	-	102,613
Other	196,972	6,024	-	46,530	249,526
Total	<u>\$ 21,434,495</u>	<u>\$ 8,033,606</u>	<u>\$ 323,804</u>	<u>\$ 1,198,876</u>	<u>\$ 30,990,781</u>

**S. COMMITMENTS**

At year end, the District had construction and related contracts in place for \$7,227,256. This amount will be expended in the 2019-2020 school year.

## **REQUIRED SUPPLEMENTARY INFORMATION**

MEDINA VALLEY INDEPENDENT SCHOOL DISTRICT  
SCHEDULE OF REVENUES, EXPENDITURES, AND CHANGES IN FUND BALANCE  
BUDGET AND ACTUAL - GENERAL FUND  
FOR THE YEAR ENDED AUGUST 31, 2019

Data Control Codes	Budgeted Amounts		Actual Amounts (GAAP BASIS)	Variance With Final Budget Positive or (Negative)
	Original	Final		
<b>REVENUES:</b>				
5700 Total Local and Intermediate Sources	\$ 20,045,383	\$ 21,214,788	\$ 21,434,495	\$ 219,707
5800 State Program Revenues	21,299,574	24,287,383	24,736,573	449,190
5900 Federal Program Revenues	250,000	321,000	326,831	5,831
5020 Total Revenues	41,594,957	45,823,171	46,497,899	674,728
<b>EXPENDITURES:</b>				
Current:				
0011 Instruction	24,437,513	25,952,013	25,859,777	92,236
0012 Instructional Resources and Media Services	392,975	442,975	419,900	23,075
0013 Curriculum and Instructional Staff Development	404,251	400,251	370,532	29,719
0021 Instructional Leadership	813,035	819,035	786,605	32,430
0023 School Leadership	2,033,215	2,248,215	2,154,488	93,727
0031 Guidance, Counseling and Evaluation Services	1,083,141	1,168,141	1,091,293	76,848
0032 Social Work Services	274,945	294,945	276,052	18,893
0033 Health Services	572,404	617,404	586,941	30,463
0034 Student (Pupil) Transportation	2,766,549	2,960,309	2,870,658	89,651
0035 Food Services	-	35,000	26,241	8,759
0036 Extracurricular Activities	1,487,913	1,526,413	1,473,191	53,222
0041 General Administration	1,678,225	1,350,000	1,278,763	71,237
0051 Facilities Maintenance and Operations	6,039,344	5,764,344	5,460,683	303,661
0052 Security and Monitoring Services	817,300	727,300	682,604	44,696
0053 Data Processing Services	1,145,026	1,177,026	1,138,958	38,068
0061 Community Services	39,800	49,800	32,485	17,315
Capital Outlay:				
0081 Facilities Acquisition and Construction	-	50,000	31,000	19,000
Intergovernmental:				
0095 Payments to Juvenile Justice Alternative Ed. Prg.	5,000	5,000	-	5,000
0099 Other Intergovernmental Charges	-	385,000	378,998	6,002
6030 Total Expenditures	43,990,636	45,973,171	44,919,169	1,054,002
1100 Excess (Deficiency) of Revenues Over (Under) Expenditures	(2,395,679)	(150,000)	1,578,730	1,728,730
<b>OTHER FINANCING SOURCES (USES):</b>				
7915 Transfers In	-	150,000	150,000	-
1200 Net Change in Fund Balances	(2,395,679)	-	1,728,730	1,728,730
0100 Fund Balance - September 1 (Beginning)	17,909,376	17,909,376	17,909,376	-
3000 Fund Balance - August 31 (Ending)	\$ 15,513,697	\$ 17,909,376	\$ 19,638,106	\$ 1,728,730

MEDINA VALLEY INDEPENDENT SCHOOL DISTRICT  
SCHEDULE OF THE DISTRICT'S PROPORTIONATE SHARE OF THE NET PENSION LIABILITY  
TEACHER RETIREMENT SYSTEM OF TEXAS  
FOR THE YEAR ENDED AUGUST 31, 2019

	FY 2019 Plan Year 2018	FY 2018 Plan Year 2017	FY 2017 Plan Year 2016
District's Proportion of the Net Pension Liability (Asset)	0.027719505%	0.025814144%	0.0254971%
District's Proportionate Share of Net Pension Liability (Asset)	\$ 15,257,488	\$ 8,253,973	\$ 9,634,958
State's Proportionate Share of the Net Pension Liability (Asset) Associated with the District	22,173,892	12,608,345	14,616,892
Total	<u>\$ 37,431,380</u>	<u>\$ 20,862,318</u>	<u>\$ 24,251,850</u>
District's Covered Payroll	\$ 28,928,414	\$ 26,672,860	\$ 25,143,936
District's Proportionate Share of the Net Pension Liability (Asset) as a Percentage of its Covered Payroll	52.74%	30.95%	38.32%
Plan Fiduciary Net Position as a Percentage of the Total Pension Liability	73.74%	82.17%	78.00%

Note: GASB 68, Paragraph 81 requires that the information on this schedule be data from the period corresponding with the periods covered as of the measurement dates of August 31, 2018 for year 2019, August 31, 2017 for year 2018, August 31, 2016 for Year 2017, August 31, 2015 for Year 2016 and August 31, 2014 for 2015.

Note: In accordance with GASB 68, Paragraph 138, only four years of data are presented this reporting period. "The information for all periods for the 10-year schedules that are required to be presented as required supplementary information may not be available initially. In these cases, during the transition period, that information should be presented for as many years as are available. The schedules should not include information that is not measured in accordance with the requirements of this Statement."

<u>FY 2016</u>		<u>FY 2015</u>	
<u>Plan Year 2015</u>		<u>Plan Year 2014</u>	
	0.0252151%		0.0159954%
\$	8,913,202	\$	4,272,592
	12,770,773		10,574,503
<u>\$ 21,683,975</u>		<u>\$ 14,847,095</u>	
\$	22,692,173	\$	20,540,125
	39.28%		20.80%
	78.43%		83.25%

MEDINA VALLEY INDEPENDENT SCHOOL DISTRICT  
SCHEDULE OF DISTRICT'S CONTRIBUTIONS FOR PENSIONS  
TEACHER RETIREMENT SYSTEM OF TEXAS  
FOR FISCAL YEAR 2019

	2019	2018	2017
Contractually Required Contribution	\$ 1,068,148	\$ 933,445	\$ 846,037
Contribution in Relation to the Contractually Required Contribution	(1,068,148)	(933,445)	(846,037)
Contribution Deficiency (Excess)	\$ -	\$ -	\$ -
District's Covered Payroll	\$ 33,359,165	\$ 28,928,414	\$ 26,672,860
Contributions as a Percentage of Covered Payroll	3.20%	3.23%	3.17%

Note: GASB 68, Paragraph 81 requires that the data in this schedule be presented as of the District's respective fiscal years as opposed to the time periods covered by the measurement dates ending August 31 of the preceding years.

Note: In accordance with GASB 68, Paragraph 138, the years of data presented this reporting period are those for which data is available. "The information for all periods for the 10-year schedules that are required to be presented as required supplementary information may not be available initially. In these cases, during the transition period, that information should be presented for as many years as are available. The schedules should not include information that is not measured in accordance with the requirements of this Statement."

<hr/>	
2016	2015
<hr/>	<hr/>
\$ 810,106	\$ 746,629
(810,106)	(746,629)
<hr/>	<hr/>
\$ -	\$ -
<hr/> <hr/>	<hr/> <hr/>
\$ 25,143,936	\$ 22,692,173
3.22%	3.29%

MEDINA VALLEY INDEPENDENT SCHOOL DISTRICT  
 SCHEDULE OF THE DISTRICT'S PROPORTIONATE SHARE OF THE NET OPEB LIABILITY  
 TEACHER RETIREMENT SYSTEM OF TEXAS  
 FOR THE YEAR ENDED AUGUST 31, 2019

	FY 2019 Plan Year 2018	FY 2018 Plan Year 2017
District's Proportion of the Net Liability (Asset) for Other Postemployment Benefits	0.035670433%	0.032843168%
District's Proportionate Share of Net OPEB Liability (Asset)	\$ 17,810,573	\$ 14,282,262
State's Proportionate Share of the Net OPEB Liability (Asset) Associated with the District	24,578,727	20,722,653
Total	<u>\$ 42,389,300</u>	<u>\$ 35,004,915</u>
District's Covered Payroll	\$ 28,928,414	\$ 26,672,860
District's Proportionate Share of the Net OPEB Liability (Asset) as a Percentage of its Covered Payroll	61.57%	53.55%
Plan Fiduciary Net Position as a Percentage of the Total OPEB Liability	1.57%	0.91%

Note: GASB Codification, Vol. 2, P50.238 states that the information on this schedule should be determined as of the measurement date. Therefore the amounts reported for FY 2019 are for the measurement date August 31, 2018 and the amounts for FY 2018 are based on the August 31, 2017 measurement date.

This schedule shows only the years for which this information is available. Additional information will be added until 10 years of data are available and reported.

MEDINA VALLEY INDEPENDENT SCHOOL DISTRICT  
 SCHEDULE OF DISTRICT'S CONTRIBUTIONS FOR OTHER POSTEMPLOYMENT BENEFITS (OPEB)  
 TEACHER RETIREMENT SYSTEM OF TEXAS  
 FOR FISCAL YEAR 2019

	2019	2018
Contractually Required Contribution	\$ 280,673	\$ 245,953
Contribution in Relation to the Contractually Required Contribution	(280,673)	(245,953)
Contribution Deficiency (Excess)	\$ -0-	\$ -0-
District's Covered Payroll	\$ 33,359,165	\$ 28,928,414
Contributions as a Percentage of Covered Payroll	0.84%	0.85%

Note: GASB Codification, Vol. 2, P50.238 requires that the data in this schedule be presented as of the District's respective fiscal years as opposed to the time periods covered by the measurement dates ending August 31 of the preceding year.

Information in this schedule should be provided only for the years where data is available. Eventually 10 years of data should be presented.

MEDINA VALLEY INDEPENDENT SCHOOL DISTRICT  
NOTES TO REQUIRED SUPPLEMENTARY INFORMATION  
FOR THE YEAR ENDED AUGUST 31, 2019

A. Notes to Schedules for the TRS Pension

*Changes of Benefit terms.*

There were no changes of benefit terms that affected measurement of the total pension liability during the measurement period.

*Changes of Assumptions.*

Assumptions, methods, and plan changes which are specific to the Pension Trust Fund were updated from the prior year's report. The Net Pension Liability increased significantly since the prior measurement date due to a change in the following actuarial assumptions:

- The total pension liability as of August 31, 2018 was developed using a roll-forward method from the August 31, 2017.
- Demographic assumptions including post-retirement mortality, termination rates, and rates of retirement were updated based on the experience study performed for TRS for the period ending August 31, 2017.
- Economic assumptions including rates of salary increase for individual participants were updated based on the same experience study.
- The discount rate changed from 8.0 percent as of August 31, 2017 to 6.907 percent as of August 31, 2018.
- The long term assumed rate of return changed from 8.0 percent to 7.25 percent.
- The change in the long-term assumed rate of return combined with the change in the single discount rate was the primary reason for the increase in the net pension liability.

B. Notes to Schedules for the TRS OPEB Plan

*Changes in Benefit.*

The 85th Legislature, Regular Session passed the following statutory changes which became effective on September 1, 2017:

- Created a high-deductible health plan that provides a zero cost for generic prescriptions for certain preventive drugs and provides a zero premium for disability retirees who retired as a disability retiree on or before January 1, 2017 and are not eligible to enroll in Medicare.
- Created a single Medicare Advantage plan and Medicare prescription drug plan for all Medicare-eligible participants.
- Allowed the System to provide other, appropriate health benefit plans to address the needs of enrollees eligible for Medicare.
- Allowed eligible retirees and their eligible dependents to enroll in TRS-Care when the retiree reaches 65 years of age, rather than waiting for the net enrollment period.
- Eliminated free coverage under TRS-Care, except for certain disability retirees enrolled during Plan Years 2018 through 2021, requiring members to contribute \$200 per month toward their health insurance premiums.

### *Changes in Assumptions.*

The following were changes to the actuarial assumptions or other inputs that affected measurement of the Total OPEB liability since the prior measurement period:

- Adjustments were made for retirees that were known to have discontinued their health care coverage in fiscal year 2018. This change increased the Total OPEB Liability.
- The health care trend rate assumption was updated to reflect the anticipated return of the Health Insurer Fee (HIF) in 2020. This change increased the Total OPEB Liability.
- Demographic and economic assumptions were updated based on the experience study performed for TRS for the period ending August 31, 2017. This change increased the Total OPEB Liability.
- The discount rate changed from 3.42 percent as of August 31, 2017 to 3.69 percent, as of August 31, 2018. This change lowered the Total OPEB Liability \$2.3 billion.

In this valuation, the impact of the Cadillac Tax has been calculated as a portion of the trend assumption. Assumptions and methods used to determine the impact of the Cadillac Tax include:

- 2018 thresholds of \$850/\$2,292 were indexed annually by 2.50 percent.
- Premium data submitted was not adjusted for permissible exclusions to the Cadillac Tax.
- There were no special adjustments to the dollar limit other than those permissible for non-Medicare retirees over 55.

Results indicate that the value of the excise tax would be reasonably represented by a 25 basis point addition to the long-term trend rate assumption.

**COMBINING AND OTHER STATEMENTS**

MEDINA VALLEY INDEPENDENT SCHOOL DISTRICT  
 COMBINING BALANCE SHEET  
 NONMAJOR GOVERNMENTAL FUNDS  
 AUGUST 31, 2019

Data Control Codes	205 Head Start	206 ESEA Title X, Pt.C Homeless	211 ESEA I, A Improving Basic Program	224 IDEA Part B Formula
<b>ASSETS</b>				
1110 Cash and Cash Equivalents	\$ -	\$ -	\$ (370,990)	\$ (281,591)
1240 Due from Other Governments	-	-	371,020	281,591
1260 Due from Other Funds	-	-	-	-
1290 Other Receivables	-	-	-	-
1000 Total Assets	<u>\$ -</u>	<u>\$ -</u>	<u>\$ 30</u>	<u>\$ -</u>
<b>LIABILITIES</b>				
2110 Accounts Payable	\$ -	\$ -	\$ 30	\$ -
2170 Due to Other Funds	-	-	-	-
2300 Unearned Revenue	-	-	-	-
2000 Total Liabilities	<u>-</u>	<u>-</u>	<u>30</u>	<u>-</u>
<b>FUND BALANCES</b>				
Restricted Fund Balance:				
3450 Federal or State Funds Grant Restriction	-	-	-	-
Committed Fund Balance:				
3545 Other Committed Fund Balance	-	-	-	-
3000 Total Fund Balances	<u>-</u>	<u>-</u>	<u>-</u>	<u>-</u>
4000 Total Liabilities and Fund Balances	<u>\$ -</u>	<u>\$ -</u>	<u>\$ 30</u>	<u>\$ -</u>

225 IDEA Part B Preschool	226 IDEA Part B Discretionary	240 National Breakfast and Lunch Program	244 Career and Technical - Basic Grant	255 ESEA II, A Training and Recruiting	263 Title III, A English Lang. Acquisition	289 Other Federal Special Revenue Funds	385 Visually Impaired SSVI
\$ (2,475)	\$ (180,243)	\$ 564,827	\$ (13,831)	\$ (58,207)	\$ (9,595)	\$ (27,440)	\$ -
2,475	5,192	43,163	13,831	58,207	9,595	27,440	-
-	175,051	-	-	-	-	-	-
-	-	18,222	-	-	-	-	-
<u>\$ -</u>	<u>\$ -</u>	<u>\$ 626,212</u>	<u>\$ -</u>	<u>\$ -</u>	<u>\$ -</u>	<u>\$ -</u>	<u>\$ -</u>
\$ -	\$ -	\$ 166,696	\$ -	\$ -	\$ -	\$ -	\$ -
-	-	25,574	-	-	-	-	-
-	-	-	-	-	-	-	-
<u>-</u>	<u>-</u>	<u>192,270</u>	<u>-</u>	<u>-</u>	<u>-</u>	<u>-</u>	<u>-</u>
-	-	433,942	-	-	-	-	-
-	-	-	-	-	-	-	-
<u>-</u>	<u>-</u>	<u>433,942</u>	<u>-</u>	<u>-</u>	<u>-</u>	<u>-</u>	<u>-</u>
<u>\$ -</u>	<u>\$ -</u>	<u>\$ 626,212</u>	<u>\$ -</u>	<u>\$ -</u>	<u>\$ -</u>	<u>\$ -</u>	<u>\$ -</u>

MEDINA VALLEY INDEPENDENT SCHOOL DISTRICT  
 COMBINING BALANCE SHEET  
 NONMAJOR GOVERNMENTAL FUNDS  
 AUGUST 31, 2019

Data Control Codes	392 Non-Ed. Community Based Support	397 Advanced Placement Incentives	426 TX Educator Excellence Award Grant	429 Autism Grant	
<b>ASSETS</b>					
1110	Cash and Cash Equivalents	\$ (28,410)	\$ 1,025	\$ 29	\$ (6,825)
1240	Due from Other Governments	38,039	-	-	6,825
1260	Due from Other Funds	-	-	-	-
1290	Other Receivables	-	-	-	-
1000	<b>Total Assets</b>	<u>\$ 9,629</u>	<u>\$ 1,025</u>	<u>\$ 29</u>	<u>\$ -</u>
<b>LIABILITIES</b>					
2110	Accounts Payable	\$ 9,629	\$ -	\$ -	\$ -
2170	Due to Other Funds	-	-	-	-
2300	Unearned Revenue	-	1,025	29	-
2000	<b>Total Liabilities</b>	<u>9,629</u>	<u>1,025</u>	<u>29</u>	<u>-</u>
<b>FUND BALANCES</b>					
Restricted Fund Balance:					
3450	Federal or State Funds Grant Restriction	-	-	-	-
Committed Fund Balance:					
3545	Other Committed Fund Balance	-	-	-	-
3000	<b>Total Fund Balances</b>	<u>-</u>	<u>-</u>	<u>-</u>	<u>-</u>
4000	<b>Total Liabilities and Fund Balances</b>	<u>\$ 9,629</u>	<u>\$ 1,025</u>	<u>\$ 29</u>	<u>\$ -</u>

461 Campus Activity Funds	495 Non Food Pantry	Total Nonmajor Governmental Funds
\$ 34,482	\$ 809	\$ (378,435)
-	-	857,378
-	-	175,051
<u>1,300</u>	-	<u>19,522</u>
<u>\$ 35,782</u>	<u>\$ 809</u>	<u>\$ 673,516</u>
\$ 729	\$ -	\$ 177,084
-	-	25,574
-	809	1,863
<u>729</u>	<u>809</u>	<u>204,521</u>
-	-	433,942
<u>35,053</u>	-	<u>35,053</u>
<u>35,053</u>	-	<u>468,995</u>
<u>\$ 35,782</u>	<u>\$ 809</u>	<u>\$ 673,516</u>

MEDINA VALLEY INDEPENDENT SCHOOL DISTRICT  
 COMBINING STATEMENT OF REVENUES, EXPENDITURES AND CHANGES IN  
 FUND BALANCES - NONMAJOR GOVERNMENTAL FUNDS  
 FOR THE YEAR ENDED AUGUST 31, 2019

Data Control Codes	205 Head Start	206 ESEA Title X, Pt.C Homeless	211 ESEA I, A Improving Basic Program	224 IDEA Part B Formula
<b>REVENUES:</b>				
5700 Total Local and Intermediate Sources	\$ -	\$ -	\$ -	\$ -
5800 State Program Revenues	-	-	-	-
5900 Federal Program Revenues	164,469	3,053	590,339	824,616
5020 Total Revenues	164,469	3,053	590,339	824,616
<b>EXPENDITURES:</b>				
Current:				
0011 Instruction	164,469	2,112	370,766	398,347
0013 Curriculum and Instructional Staff Development	-	941	157,504	-
0021 Instructional Leadership	-	-	-	70,002
0031 Guidance, Counseling and Evaluation Services	-	-	-	311,267
0035 Food Services	-	-	-	-
0036 Extracurricular Activities	-	-	-	-
0061 Community Services	-	-	62,069	-
Intergovernmental:				
0093 Payments to Fiscal Agent/Member Districts of SSA	-	-	-	45,000
6030 Total Expenditures	164,469	3,053	590,339	824,616
1200 Net Change in Fund Balance	-	-	-	-
0100 Fund Balance - September 1 (Beginning)	-	-	-	-
3000 Fund Balance - August 31 (Ending)	\$ -	\$ -	\$ -	\$ -

225 IDEA Part B Preschool	226 IDEA Part B Discretionary	240 National Breakfast and Lunch Program	244 Career and Technical - Basic Grant	255 ESEA II, A Training and Recruiting	263 Title III, A English Lang. Acquisition	289 Other Federal Special Revenue Funds	385 Visually Impaired SSVI
\$ -	\$ -	\$ 1,153,413	\$ -	\$ -	\$ -	\$ -	\$ -
-	-	14,594	-	-	-	-	1,276
17,101	369,501	2,081,546	41,114	91,263	15,225	29,943	-
17,101	369,501	3,249,553	41,114	91,263	15,225	29,943	1,276
17,101	345,501	-	40,864	-	14,277	29,423	1,276
-	-	-	250	91,263	948	520	-
-	-	-	-	-	-	-	-
-	24,000	-	-	-	-	-	-
-	-	3,871,326	-	-	-	-	-
-	-	-	-	-	-	-	-
-	-	-	-	-	-	-	-
17,101	369,501	3,871,326	41,114	91,263	15,225	29,943	1,276
-	-	(621,773)	-	-	-	-	-
-	-	1,055,715	-	-	-	-	-
\$ -	\$ -	\$ 433,942	\$ -	\$ -	\$ -	\$ -	\$ -

MEDINA VALLEY INDEPENDENT SCHOOL DISTRICT  
 COMBINING STATEMENT OF REVENUES, EXPENDITURES AND CHANGES IN  
 FUND BALANCES - NONMAJOR GOVERNMENTAL FUNDS  
 FOR THE YEAR ENDED AUGUST 31, 2019

Data Control Codes	392 Non-Ed. Community Based Support	397 Advanced Placement Incentives	426 TX Educator Excellence Award Grant	429 Autism Grant
<b>REVENUES:</b>				
5700 Total Local and Intermediate Sources	\$ -	\$ -	\$ -	\$ -
5800 State Program Revenues	153,838	550	-	33,650
5900 Federal Program Revenues	-	-	-	-
5020 Total Revenues	<u>153,838</u>	<u>550</u>	<u>-</u>	<u>33,650</u>
<b>EXPENDITURES:</b>				
Current:				
0011 Instruction	-	-	-	9,658
0013 Curriculum and Instructional Staff Development	-	550	-	11,771
0021 Instructional Leadership	-	-	-	3,567
0031 Guidance, Counseling and Evaluation Services	-	-	-	8,654
0035 Food Services	-	-	-	-
0036 Extracurricular Activities	-	-	-	-
0061 Community Services	153,838	-	-	-
Intergovernmental:				
0093 Payments to Fiscal Agent/Member Districts of SSA	-	-	-	-
6030 Total Expenditures	<u>153,838</u>	<u>550</u>	<u>-</u>	<u>33,650</u>
1200 Net Change in Fund Balance	-	-	-	-
0100 Fund Balance - September 1 (Beginning)	-	-	-	-
3000 Fund Balance - August 31 (Ending)	<u>\$ -</u>	<u>\$ -</u>	<u>\$ -</u>	<u>\$ -</u>

461 Campus Activity Funds	495 Non Food Pantry	Total Nonmajor Governmental Funds
\$ 45,134	\$ 329	\$ 1,198,876
-	-	203,908
-	-	4,228,170
45,134	329	5,630,954
-	-	1,393,794
-	-	263,747
-	-	73,569
-	-	343,921
-	-	3,871,326
48,588	329	48,917
-	-	215,907
-	-	45,000
48,588	329	6,256,181
(3,454)	-	(625,227)
38,507	-	1,094,222
\$ 35,053	\$ -	\$ 468,995

## **T.E.A. REQUIRED SCHEDULES**

MEDINA VALLEY INDEPENDENT SCHOOL DISTRICT  
 SCHEDULE OF DELINQUENT TAXES RECEIVABLE  
 FISCAL YEAR ENDED AUGUST 31, 2019

Last 10 Years Ended August 31	(1)	(2)	(3)
	Tax Rates		Assessed/Appraised Value for School Tax Purposes
	Maintenance	Debt Service	
2010 and prior years	Various	Various	\$ Various
2011	1.040000	0.350000	954,789,280
2012	1.040000	0.360000	982,860,775
2013	1.040000	0.380000	1,037,773,521
2014	1.040000	0.380000	1,149,612,816
2015	1.040000	0.348200	1,240,688,373
2016	1.040000	0.348200	1,361,944,460
2017	1.040000	0.399200	1,509,279,947
2018	1.040000	0.399200	1,670,823,505
2019 (School year under audit)	1.040000	0.399200	1,936,124,861
1000 TOTALS			

(10) Beginning Balance 9/1/2018	(20) Current Year's Total Levy	(31) Maintenance Collections	(32) Debt Service Collections	(40) Entire Year's Adjustments	(50) Ending Balance 8/31/2019
\$ 236,396	\$ -	\$ 11,975	\$ 2,226	\$ (10,603)	\$ 211,592
30,069	-	1,529	512	-	28,028
35,394	-	4,877	1,689	-	28,828
35,776	-	3,406	1,245	(152)	30,973
52,329	-	9,247	3,373	1,229	40,938
71,248	-	14,513	4,850	598	52,483
159,096	-	26,215	8,766	2,891	127,006
226,898	-	44,266	16,978	(16,235)	149,419
487,839	-	112,484	43,147	(118,984)	213,224
-	27,864,709	20,337,973	7,791,834	763,374	498,276
<u>\$ 1,335,045</u>	<u>\$ 27,864,709</u>	<u>\$ 20,566,485</u>	<u>\$ 7,874,620</u>	<u>\$ 622,118</u>	<u>\$ 1,380,767</u>

MEDINA VALLEY INDEPENDENT SCHOOL DISTRICT  
 SCHEDULE OF REVENUES, EXPENDITURES, AND CHANGES IN FUND BALANCE  
 BUDGET AND ACTUAL - CHILD NUTRITION PROGRAM  
 FOR THE YEAR ENDED AUGUST 31, 2019

Data Control Codes	Budgeted Amounts		Actual Amounts (GAAP BASIS)	Variance With Final Budget Positive or (Negative)
	Original	Final		
<b>REVENUES:</b>				
5700 Total Local and Intermediate Sources	\$ 1,337,950	\$ 1,337,950	\$ 1,153,413	\$ (184,537)
5800 State Program Revenues	30,000	30,000	14,594	(15,406)
5900 Federal Program Revenues	1,950,000	1,950,000	2,081,546	131,546
5020 Total Revenues	<u>3,317,950</u>	<u>3,317,950</u>	<u>3,249,553</u>	<u>(68,397)</u>
<b>EXPENDITURES:</b>				
Current:				
0035 Food Services	<u>3,317,950</u>	<u>4,047,950</u>	<u>3,871,326</u>	<u>176,624</u>
6030 Total Expenditures	<u>3,317,950</u>	<u>4,047,950</u>	<u>3,871,326</u>	<u>176,624</u>
1200 Net Change in Fund Balances	-	(730,000)	(621,773)	108,227
0100 Fund Balance - September 1 (Beginning)	<u>1,055,715</u>	<u>1,055,715</u>	<u>1,055,715</u>	<u>-</u>
3000 Fund Balance - August 31 (Ending)	<u>\$ 1,055,715</u>	<u>\$ 325,715</u>	<u>\$ 433,942</u>	<u>\$ 108,227</u>

MEDINA VALLEY INDEPENDENT SCHOOL DISTRICT  
 SCHEDULE OF REVENUES, EXPENDITURES, AND CHANGES IN FUND BALANCE  
 BUDGET AND ACTUAL - DEBT SERVICE FUND  
 FOR THE YEAR ENDED AUGUST 31, 2019

Data Control Codes	Budgeted Amounts		Actual Amounts (GAAP BASIS)	Variance With Final Budget Positive or (Negative)
	Original	Final		
<b>REVENUES:</b>				
5700 Total Local and Intermediate Sources	\$ 6,702,676	\$ 6,702,676	\$ 8,033,606	\$ 1,330,930
5800 State Program Revenues	300,000	300,000	631,764	331,764
5020 Total Revenues	<u>7,002,676</u>	<u>7,002,676</u>	<u>8,665,370</u>	<u>1,662,694</u>
<b>EXPENDITURES:</b>				
Debt Service:				
0071 Principal on Long-Term Debt	1,114,216	1,114,216	1,114,215	1
0072 Interest on Long-Term Debt	5,878,460	5,898,460	5,888,254	10,206
0073 Bond Issuance Cost and Fees	10,000	10,000	2,890	7,110
6030 Total Expenditures	<u>7,002,676</u>	<u>7,022,676</u>	<u>7,005,359</u>	<u>17,317</u>
1200 Net Change in Fund Balances	-	(20,000)	1,660,011	1,680,011
0100 Fund Balance - September 1 (Beginning)	<u>2,538,579</u>	<u>2,538,579</u>	<u>2,538,579</u>	<u>-</u>
3000 Fund Balance - August 31 (Ending)	<u>\$ 2,538,579</u>	<u>\$ 2,518,579</u>	<u>\$ 4,198,590</u>	<u>\$ 1,680,011</u>

## **FEDERAL SECTION**

# COLEMAN, HORTON & COMPANY, LLP

Certified Public Accountants

400 E. NOPAL STREET • UVALDE, TEXAS 78801-5305  
www.colemanhortoncpa.com

ROBERT O. COLEMAN, CPA  
STEPHEN L. HORTON, CPA  
DEBORAH V. McDONALD, CPA  
DEREK L. WALKER, CPA  
DUSTY R. ROUTH, CPA

TEL (830) 278-6276  
FAX (830) 278-6868  
chc@colemanhortoncpa.com

## INDEPENDENT AUDITOR'S REPORT ON INTERNAL CONTROL OVER FINANCIAL REPORTING AND ON COMPLIANCE AND OTHER MATTERS BASED ON AN AUDIT OF FINANCIAL STATEMENTS PERFORMED IN ACCORDANCE WITH GOVERNMENT AUDITING STANDARDS

To the Board of Trustees  
Medina Valley Independent School District  
8449 FM 471 South  
Castroville, Texas 78009

We have audited, in accordance with the auditing standards generally accepted in the United States of America and the standards applicable to financial audits contained in *Government Auditing Standards* issued by the Comptroller General of the United States, the financial statements of the governmental activities, each major fund, and the aggregate remaining fund information of the Medina Valley Independent School District, as of and for the year ended August 31, 2019, and the related notes to the financial statements, which collectively comprise the Medina Valley Independent School District's basic financial statements, and have issued our report thereon dated November 15, 2019.

### Internal Control over Financial Reporting

In planning and performing our audit of the financial statements, we considered the Medina Valley Independent School District's internal control over financial reporting (internal control) to determine the audit procedures that are appropriate in the circumstances for the purpose of expressing our opinions on the financial statements, but not for the purpose of expressing an opinion on the effectiveness of the Medina Valley Independent School District's internal control. Accordingly, we do not express an opinion on the effectiveness of the Medina Valley Independent School District's internal control.

A *deficiency in internal control* exists when the design or operation of a control does not allow management or employees, in the normal course of performing their assigned functions, to prevent, or detect and correct, misstatements on a timely basis. A *material weakness* is a deficiency, or a combination of deficiencies, in internal control, such that there is a reasonable possibility that a material misstatement of the entity's financial statements will not be prevented or detected and corrected on a timely basis. A *significant deficiency* is a deficiency, or a combination of deficiencies, in internal control that is less severe than a material weakness, yet important enough to merit attention by those charged with governance.

Our consideration of internal control was for the limited purpose described in the first paragraph of this section and was not designed to identify all deficiencies in internal control that might be material weaknesses or significant deficiencies. Given these limitations, during our audit we did not identify any deficiencies in internal control that we consider to be material weaknesses. However, material weaknesses may exist that have not been identified.

### **Compliance and Other Matters**

As part of obtaining reasonable assurance about whether the Medina Valley Independent School District's financial statements are free from material misstatement, we performed tests of its compliance with certain provisions of laws, regulations, contracts, and grant agreements, noncompliance with which could have a direct and material effect on the determination of financial statement amounts. However, providing an opinion on compliance with those provisions was not an objective of our audit, and accordingly, we do not express such an opinion. The results of our tests disclosed no instances of noncompliance or other matters that are required to be reported under Government Audit Standards.

### **Purpose of this Report**

The purpose of this report is solely to describe the scope of our testing of internal control and compliance and the results of that testing, and not to provide an opinion on the effectiveness of the entity's internal control or on compliance. This report is an integral part of an audit performed in accordance with *Government Auditing Standards* in considering the entity's internal control and compliance. Accordingly, this communication is not suitable for any other purpose.

Handwritten signature in black ink that reads "Coleman Horton & Company, LLP". The signature is written in a cursive, flowing style.

Uvalde, Texas  
November 15, 2019

# COLEMAN, HORTON & COMPANY, LLP

Certified Public Accountants

400 E. NOPAL STREET • UVALDE, TEXAS 78801-5305  
www.colemanhortoncpa.com

ROBERT O. COLEMAN, CPA  
STEPHEN L. HORTON, CPA  
DEBORAH V. McDONALD, CPA  
DEREK L. WALKER, CPA  
DUSTY R. ROUTH, CPA

TEL (830) 278-6276  
FAX (830) 278-6868  
chc@colemanhortoncpa.com

## INDEPENDENT AUDITOR'S REPORT ON COMPLIANCE FOR EACH MAJOR PROGRAM AND ON INTERNAL CONTROL OVER COMPLIANCE REQUIRED BY THE UNIFORM GUIDANCE

To the Board of Trustees  
Medina Valley Independent School District  
8449 FM 471 South  
Castroville, Texas 78009

### **Report on Compliance for Each Major Federal Program**

We have audited the Medina Valley Independent School District's compliance with the types of compliance requirements described in the *OMB Compliance Supplement* that could have a direct and material effect on each of the Medina Valley Independent School District's major federal programs for the year ended August 31, 2019. Medina Valley Independent School District's major federal programs are identified in the summary of auditor's results section of the accompanying schedule of findings and questioned costs.

### ***Management's Responsibility***

Management is responsible for compliance with federal statutes, regulations, and the terms and conditions of its federal awards applicable to its federal programs.

### ***Auditor's Responsibility***

Our responsibility is to express an opinion on compliance for each of the Medina Valley Independent School District's major federal programs based on our audit of the types of compliance requirements referred to above. We conducted our audit of compliance in accordance with auditing standards generally accepted in the United States of America; the standards applicable to financial audits contained in *Government Auditing Standards*, issued by the Comptroller General of the United States; and the audit requirements of Title 2 U.S. *Code of Federal Regulations* Part 200, *Uniform Administrative Requirements, Cost Principles, and Audit Requirements for Federal Awards* (Uniform Guidance). Those standards and the Uniform Guidance require that we plan and perform the audit to obtain reasonable assurance about whether noncompliance with the types of compliance requirements referred to above that could have a direct and material effect on a major federal program occurred. An audit includes examining, on a test basis, evidence about the Medina Valley Independent School District's compliance with those requirements and performing such other procedures as we considered necessary in the circumstances.

We believe that our audit provides a reasonable basis for our opinion on compliance for each major federal program. However, our audit does not provide a legal determination of the Medina Valley Independent School District's compliance.

### ***Opinion on Each Major Federal Program***

In our opinion, the Medina Valley Independent School District, complied, in all material respects, with the types of compliance requirements referred to above that could have a direct and material effect on each of its major federal programs for the year ended August 31, 2019.


## Report on Internal Control over Compliance

Management of the Medina Valley Independent School District, is responsible for establishing and maintaining effective internal control over compliance with the types of compliance requirements referred to above. In planning and performing our audit of compliance, we considered the Medina Valley Independent School District's internal control over compliance with the types of requirements that could have a direct and material effect on each major federal program to determine the auditing procedures that are appropriate in the circumstances for the purpose of expressing an opinion on compliance for each major federal program and to test and report on internal control over compliance in accordance with the Uniform Guidance, but not for the purpose of expressing an opinion on the effectiveness of internal control over compliance. Accordingly, we do not express an opinion on the effectiveness of the Medina Valley Independent School District's internal control over compliance.

*A deficiency in internal control over compliance* exists when the design or operation of a control over compliance does not allow management or employees, in the normal course of performing their assigned functions, to prevent, or detect and correct, noncompliance with a type of compliance requirement of a federal program on a timely basis. A *material weakness in internal control over compliance* is a deficiency, or a combination of deficiencies, in internal control over compliance, such that there is a reasonable possibility that material noncompliance with a type of compliance requirement of a federal program will not be prevented, or detected and corrected, on a timely basis. A *significant deficiency in internal control over compliance* is a deficiency, or a combination of deficiencies, in internal control over compliance with a type of compliance requirement of a federal program that is less severe than a material weakness in internal control over compliance, yet important enough to merit attention by those charged with governance.

Our consideration of internal control over compliance was for the limited purpose described in the first paragraph of this section and was not designed to identify all deficiencies in internal control over compliance that might be material weaknesses or significant deficiencies. We did not identify any deficiencies in internal control over compliance that we consider to be material weaknesses. However, material weaknesses may exist that have not been identified.

The purpose of this report on internal control over compliance is solely to describe the scope of our testing of internal control over compliance and the results of that testing based on the requirements of the Uniform Guidance. Accordingly, this report is not suitable for any other purpose.



Uvalde, Texas  
November 15, 2019

MEDINA VALLEY INDEPENDENT SCHOOL DISTRICT  
 SCHEDULE OF FINDINGS AND QUESTIONED COSTS  
 FOR THE YEAR ENDED AUGUST 31, 2019

**A. Summary of the Auditor's Results**

1. Financial Statements

Type of auditor's report issued: Unmodified

Internal control over financial reporting:

Control deficiency(ies) identified?  Yes  No

Control deficiency(ies) identified that are not considered to be material weakness?  Yes  None reported

Noncompliance material to financial statements noted?  Yes  No

2. Federal Awards

Internal control over major programs:

Control deficiency(ies) identified?  Yes  No

Control deficiency(ies) identified that are not considered to be material weakness?  Yes  None reported

Type of auditor's report issued on compliance for major programs: Unmodified

Any audit findings disclosed that are required to be reported in accordance with section 200.56 of the Uniform Guidance?  Yes  No

Identification of major programs:

<u>CFDA Number(s)</u>	<u>Name of Federal Program or Cluster</u>
CFDA #84.027	IDEA - Part B, Formula
CFDA #84.027A	IDEA - Part B, High Cost
CFDA #84.173	IDEA - Part B, Preschool

Dollar threshold used to distinguish between type A and type B programs: \$750,000

Auditee qualified as low-risk auditee?  Yes  No

MEDINA VALLEY INDEPENDENT SCHOOL DISTRICT  
SCHEDULE OF FINDINGS AND QUESTIONED COSTS  
FOR THE YEAR ENDED AUGUST 31, 2019

**B. Financial Statement Findings**

-----None noted-----

MEDINA VALLEY INDEPENDENT SCHOOL DISTRICT  
SCHEDULE OF FINDINGS AND QUESTIONED COSTS  
FOR THE YEAR ENDED AUGUST 31, 2019

C. **Federal Award Findings and Questioned Costs**

-----None noted-----

MEDINA VALLEY INDEPENDENT SCHOOL DISTRICT  
SUMMARY SCHEDULE OF PRIOR AUDIT FINDINGS  
FOR THE YEAR ENDED AUGUST 31, 2019

**Finding/Status**

**Finding #2018-001** – Child Nutrition Program – Fund Balance Levels

Status – The Child Nutrition Program fund balance is less than three months’ average expenditures.

**Finding #2018-002** – Compliance with State Spending Requirements

Status – All recommended state spending requirements were complied with during the 2018-2019 year.

MEDINA VALLEY INDEPENDENT SCHOOL DISTRICT  
CORRECTIVE ACTION PLAN  
FOR THE YEAR ENDED AUGUST 31, 2019

-----Not applicable-----

MEDINA VALLEY INDEPENDENT SCHOOL DISTRICT  
SCHEDULE OF EXPENDITURES OF FEDERAL AWARDS  
FOR THE YEAR ENDED AUGUST 31, 2019

(1)	(2)	(3)	(4)
FEDERAL GRANTOR/ PASS-THROUGH GRANTOR/ PROGRAM or CLUSTER TITLE	Federal CFDA Number	Pass-Through Entity Identifying Number	Federal Expenditures
<b>U.S. DEPARTMENT OF EDUCATION</b>			
<u>Passed Through State Department of Education</u>			
ESEA, Title I, Part A - Improving Basic Programs	84.010A	19610101163908	\$ 559,563
ESEA, Title I, Part A - Improving Basic Programs	84.010A	20610101163908	30,776
Total CFDA Number 84.010A			590,339
*IDEA - Part B, Formula	84.027	186600011639086600	62,311
*IDEA - Part B, Formula	84.027	196600011639086600	762,305
*IDEA - Part B, IEP	84.027	18660077163908	6,106
*IDEA - Part B, Discretionary	84.027	19660012639086677	175,051
Total CFDA Number 84.027			1,005,773
*IDEA - Part B, High Cost	84.027A	1966001906	164,344
*IDEA - Part B, Evaluation Capacity	84.027	2265431920010	24,000
*IDEA - Part B, Preschool	84.173	186610011639086610	7,349
*IDEA - Part B, Preschool	84.173	196610011639086610	9,752
Total CFDA Number 84.173			17,101
Total Special Education Cluster (IDEA)			1,211,218
Career and Technical - Basic Grant	84.048	19420006163908	41,114
ESEA, Title X, Part C - Homeless Children	84.196	295662909	3,053
Title III, Part A - English Language Acquisition	84.365A	19350442912	15,225
ESEA, Title II, Part A, Supporting Effective Instr	84.367A	19694501163908	91,263
LEP Summer School	84.369A	69551802	2,503
ESEA, Title IV, Part A	84.424A	19680101163908	27,440
Total Passed Through State Department of Education			1,982,155
<b>TOTAL U.S. DEPARTMENT OF EDUCATION</b>			1,982,155
<b>U.S. DEPARTMENT OF HEALTH AND HUMAN SERVICES</b>			
<u>Passed Through Texas Health and Human Services Com</u>			
Medicaid Administrative Claiming Program - MAC	93.778	368245201	279,202
Total Passed Through Texas Health and Human Services Com			279,202
<u>Passed Through State Department of Education</u>			
Head Start	93.600	205457903	164,469
Total Passed Through State Department of Education			164,469
<b>TOTAL U.S. DEPARTMENT OF HEALTH AND HUMAN SERVICES</b>			443,671
<b>U.S. DEPARTMENT OF AGRICULTURE</b>			
<u>Passed Through the State Department of Agriculture</u>			
*School Breakfast Program	10.553	71401901	442,287
*National School Lunch Program - Cash Assistance	10.555	71301901	1,426,349
*National School Lunch Prog. - Non-Cash Assistance	10.555	N/A	212,910
Total CFDA Number 10.555			1,639,259
Total Child Nutrition Cluster			2,081,546
Total Passed Through the State Department of Agriculture			2,081,546
<b>TOTAL U.S. DEPARTMENT OF AGRICULTURE</b>			2,081,546
<b>TOTAL EXPENDITURES OF FEDERAL AWARDS</b>			\$ 4,507,372

\*Clustered Programs.

\*\* The above amounts do not include JROTC expenditures of \$47,629, which are included in the general fund.

See Accompanying Notes to the Schedule of Expenditures of Federal Awards

MEDINA VALLEY INDEPENDENT SCHOOL DISTRICT  
NOTES ON ACCOUNTING POLICIES FOR FEDERAL AWARDS  
YEAR ENDED AUGUST 31, 2019

- For all Federal programs, the District uses the fund types specified in Texas Education Agency's *Financial Accountability System Resource Guide*. Special revenue funds are used to account for resources restricted to, or designated for, specific purposes by a grantor. Federal and state financial assistance generally is accounted for in a Special Revenue Fund.
- The accounting and financial reporting treatment applied to a fund is determined by its measurement focus. The Governmental Fund types are accounted for using a current financial resources measurement focus. All Federal grant funds were accounted for in a Special Revenue Fund or, in some instances, in the General Fund which are Governmental Fund type funds.

With this measurement focus, only current assets and current liabilities and the fund balance are included on the balance sheet. Operating statements of these funds present increases and decreases in net current assets. The modified accrual basis of accounting is used for the Governmental Fund types. This basis of accounting recognizes revenues in the accounting period in which they become susceptible to accrual, i.e., both measurable and available, and expenditures in the accounting period in which the fund liability is incurred, if measurable, except for unmatured interest on General Long-Term Debt, which is recognized when due, and certain compensated absences and claims and judgments, which are recognized when the obligations are expected to be liquidated with expendable available financial resources.

Federal grant funds are considered to be earned to the extent of expenditures made under the provisions of the grant, and, accordingly, when such funds are received, they are recorded as unearned revenues until earned.

- The period performance for federal grant funds for the purpose of liquidation of outstanding obligations made on or before the ending date of the federal project period extended 90 days beyond the federal project period ending date, in accordance with provisions in Section H, Period of Performance of Federal Funds, Part 3, Uniform Guidance Compliance Supplement.
- CFDA numbers for commodity assistance are the CFDA numbers of the programs under which USDA donated the commodities.
- Indirect cost reimbursement for federal programs for this fiscal year was received in the amount of \$-0-.

SCHOOLS FIRST QUESTIONNAIRE

Medina Valley Independent School District

Fiscal Year 2019

---

SF2	Were there any disclosures in the Annual Financial Report and/or other sources of information concerning nonpayment of any terms of any debt agreement at fiscal year end?	No
SF4	Was there an unmodified opinion in the Annual Financial Report on the financial statements as a whole?	Yes
SF5	Did the Annual Financial Report disclose any instances of material weaknesses in internal controls over financial reporting and compliance for local, state, or federal funds?	No
SF6	Was there any disclosure in the Annual Financial Report of material noncompliance for grants, contracts, and laws related to local, state, or federal funds?	No
SF7	Did the school district make timely payments to the Teachers Retirement System (TRS), Texas Workforce Commission (TWC), Internal Revenue Service (IRS), and other government agencies?	Yes
SF8	Did the school district not receive an adjusted repayment schedule for more than one fiscal year for an over allocation of Foundation School Program (FSP) funds as a result of a financial hardship?	Yes
SF10	Total accumulated accretion on CABs included in government-wide financial statements at fiscal year-end.	\$730,494
SF11	Net Pension Assets (1920) at fiscal year-end.	
SF12	Net Pension Liabilities (2540) at fiscal year-end.	\$15,257,488
SF13	Pension Expense (6147) at fiscal year-end.	

# MEDINA VALLEY INDEPENDENT SCHOOL DISTRICT



*"Proud of our past, dedicated to the present, committed to the Future"*

## MEMORANDUM

To: Medina Valley ISD Board of Trustees  
From: Dr. Kenneth Rohrbach, Superintendent  
Re: Consider Audit Contract for 2019-2020  
Date: December 11, 2019

Coleman, Horton & Company, LLP have done an excellent job preparing our audits for a number of years. We are very pleased with the service that they provide.

Superintendent's Recommendation: Approve the audit contract for 2019-2020 with Coleman, Horton & Company, LLP.

# COLEMAN, HORTON & COMPANY, LLP

Certified Public Accountants  
400 E. NOPAL STREET • UVALDE, TEXAS 78801-5305  
www.colemanhortoncpa.com

ROBERT O. COLEMAN, CPA  
STEPHEN L. HORTON, CPA  
DEBORAH V. McDONALD, CPA  
DEREK L. WALKER, CPA  
DUSTY R. ROUTH, CPA

TEL (830) 278-6276  
FAX (830) 278-6868  
chc@colemanhortoncpa.com

November 15, 2019

To Board of Trustees  
Medina Valley Independent School District  
Castroville, Texas 78009

We are pleased to confirm our understanding of the services we are to provide Medina Valley Independent School District for the year ended August 31, 2020. We will audit the financial statements of the governmental activities, each major fund, and the aggregate remaining fund information, including the related notes to the financial statements, which collectively comprise the basic financial statements, of Medina Valley Independent School District as of and for the year ended August 31, 2020. Accounting standards generally accepted in the United States of America provide for certain required supplementary information (RSI), such as management's discussion and analysis (MD&A), to supplement Medina Valley Independent School District's basic financial statements. Such information, although not a part of the basic financial statements, is required by the Governmental Accounting Standards Board who considers it to be an essential part of financial reporting for placing the basic financial statements in an appropriate operational, economic, or historical context. As part of our engagement, we will apply certain limited procedures to Medina Valley Independent School District's RSI in accordance with auditing standards generally accepted in the United States of America. These limited procedures will consist of inquiries of management regarding the methods of preparing the information and comparing the information for consistency with management's responses to our inquiries, the basic financial statements, and other knowledge we obtained during our audit of the basic financial statements. We will not express an opinion or provide any assurance on the information because the limited procedures do not provide us with sufficient evidence to express an opinion or provide any assurance. The following RSI is required by U.S. generally accepted accounting principles and will be subjected to certain limited procedures, but will not be audited:

- 1) Management's Discussion and Analysis.
- 2) Statement of Revenues, Expenditures, and Changes in Fund Balance – Budget and Actual – General Fund
- 3) Schedule of the District's Proportionate Share of the Net Pension Liability (TRS)
- 4) Schedule of District Contributions for Pensions (TRS)
- 5) Schedule of the District's Proportionate Share of the Net OPEB Liability (TRS)
- 6) Schedule of District Contributions for OPEB (TRS)

We have also been engaged to report on supplementary information other than RSI that accompanies Medina Valley Independent School District's financial statements. We will subject the following supplementary information to the auditing procedures applied in our audit of the financial statements and certain additional procedures, including comparing and reconciling such information directly to the underlying accounting and other records used to prepare the financial statements or to the financial statements themselves, and other additional procedures in accordance with auditing standards generally accepted in the United States of America, and we will provide an opinion on it in relation to the financial statements as a whole, in a report combined with our auditor's report on the financial statements:

- 1) Schedule of expenditures of federal awards.
- 2) Combining Balance Sheet – Nonmajor Governmental Funds
- 3) Combining Statement of Revenues, Expenditures, and Changes in Fund Balances – Nonmajor Governmental Funds
- 4) Schedule of Delinquent Taxes Receivable

- 5) Schedule of Revenues, Expenditures, and Changes in Fund Balance – Budget and Actual – Child Nutrition Program
- 6) Schedule of Revenues, Expenditures, and Changes in Fund Balance – Budget and Actual – Debt Service Fund

### **Audit Objectives**

The objective of our audit is the expression of opinions as to whether your financial statements are fairly presented, in all material respects, in conformity with U.S. generally accepted accounting principles and to report on the fairness of the supplementary information referred to in the second paragraph when considered in relation to the financial statements as a whole. The objective also includes reporting on—

- Internal control over financial reporting and compliance with provisions of laws, regulations, contracts, and award agreements, noncompliance with which could have a material effect on the financial statements in accordance with *Government Auditing Standards*.
- Internal control over compliance related to major programs and an opinion (or disclaimer of opinion) on compliance with federal statutes, regulations, and the terms and conditions of federal awards that could have a direct and material effect on each major program in accordance with the Single Audit Act Amendments of 1996 and Title 2 U.S. *Code of Federal Regulations* (CFR) Part 200, *Uniform Administrative Requirements, Cost Principles, and Audit Requirements for Federal Awards* (Uniform Guidance).

The *Government Auditing Standards* report on internal control over financial reporting and on compliance and other matters will include a paragraph that states that (1) the purpose of the report is solely to describe the scope of testing of internal control and compliance and the results of that testing, and not to provide an opinion on the effectiveness of the entity's internal control or on compliance, and (2) the report is an integral part of an audit performed in accordance with *Government Auditing Standards* in considering the entity's internal control and compliance. The Uniform Guidance report on internal control over compliance will include a paragraph that states that the purpose of the report on internal control over compliance is solely to describe the scope of testing of internal control over compliance and the results of that testing based on the requirements of the Uniform Guidance. Both reports will state that the report is not suitable for any other purpose.

Our audit will be conducted in accordance with auditing standards generally accepted in the United States of America; the standards for financial audits contained in *Government Auditing Standards*, issued by the Comptroller General of the United States; the Single Audit Act Amendments of 1996; and the provisions of the Uniform Guidance, and will include tests of accounting records, a determination of major program(s) in accordance with the Uniform Guidance, and other procedures we consider necessary to enable us to express such opinions. We will issue written reports upon completion of our Single Audit. Our reports will be addressed to the Board of Trustees of Medina Valley Independent School District. We cannot provide assurance that unmodified opinions will be expressed. Circumstances may arise in which it is necessary for us to modify our opinions or add emphasis-of-matter or other-matter paragraphs. If our opinions are other than unmodified, we will discuss the reasons with you in advance. If, for any reason, we are unable to complete the audit or are unable to form or have not formed opinions, we may decline to express opinions or issue reports, or we may withdraw from this engagement.

### **Audit Procedures—General**

An audit includes examining, on a test basis, evidence supporting the amounts and disclosures in the financial statements; therefore, our audit will involve judgment about the number of transactions to be examined and the areas to be tested. An audit also includes evaluating the appropriateness of accounting policies used and the reasonableness of significant accounting estimates made by management, as well as evaluating the overall presentation of the financial statements. We will plan and perform the audit to obtain reasonable assurance about whether the financial statements are free of material misstatement, whether from (1) errors, (2) fraudulent financial reporting, (3) misappropriation of assets, or (4) violations of laws or governmental regulations that are attributable to the government or to acts by management or employees acting on behalf of the government. Because the determination of abuse is subjective, *Government Auditing Standards* do not expect auditors to provide reasonable assurance of detecting abuse.

Because of the inherent limitations of an audit, combined with the inherent limitations of internal control, and because we will not perform a detailed examination of all transactions, there is a risk that material misstatements or noncompliance may exist and not be detected by us, even though the audit is properly planned and performed in accordance with U.S. generally accepted auditing standards and *Government Auditing Standards*. In addition, an audit is not designed to detect immaterial misstatements or violations of laws or governmental regulations that do not have a direct and material effect on the financial statements or on major programs. However, we will inform the appropriate level of management of any material errors, any fraudulent financial reporting, or misappropriation of assets that come to our attention. We will also inform the appropriate level of management of any violations of laws or governmental regulations that come to our attention, unless clearly inconsequential, and of any material abuse that comes to our attention. We will include such matters in the reports required for a Single Audit. Our responsibility as auditors is limited to the period covered by our audit and does not extend to any later periods for which we are not engaged as auditors.

Our procedures will include tests of documentary evidence supporting the transactions recorded in the accounts and may include direct confirmation of receivables and certain other assets and liabilities by correspondence with selected individuals, funding sources, creditors, and financial institutions. We will request written representations from your attorneys as part of the engagement, and they may bill you for responding to this inquiry. At the conclusion of our audit, we will require certain written representations from you about your responsibilities for the financial statements; schedule of expenditures of federal awards; federal award programs; compliance with laws, regulations, contracts, and grant agreements; and other responsibilities required by generally accepted auditing standards.

#### **Audit Procedures—Internal Control**

Our audit will include obtaining an understanding of the government and its environment, including internal control, sufficient to assess the risks of material misstatement of the financial statements and to design the nature, timing, and extent of further audit procedures. Tests of controls may be performed to test the effectiveness of certain controls that we consider relevant to preventing and detecting errors and fraud that are material to the financial statements and to preventing and detecting misstatements resulting from illegal acts and other noncompliance matters that have a direct and material effect on the financial statements. Our tests, if performed, will be less in scope than would be necessary to render an opinion on internal control and, accordingly, no opinion will be expressed in our report on internal control issued pursuant to *Government Auditing Standards*.

As required by the Uniform Guidance, we will perform tests of controls over compliance to evaluate the effectiveness of the design and operation of controls that we consider relevant to preventing or detecting material noncompliance with compliance requirements applicable to each major federal award program. However, our tests will be less in scope than would be necessary to render an opinion on those controls and, accordingly, no opinion will be expressed in our report on internal control issued pursuant to the Uniform Guidance.

An audit is not designed to provide assurance on internal control or to identify significant deficiencies or material weaknesses. However, during the audit, we will communicate to management and those charged with governance internal control related matters that are required to be communicated under AICPA professional standards, *Government Auditing Standards*, and the Uniform Guidance.

#### **Audit Procedures—Compliance**

As part of obtaining reasonable assurance about whether the financial statements are free of material misstatement, we will perform tests of Medina Valley Independent School District's compliance with provisions of applicable laws, regulations, contracts, and agreements, including grant agreements. However, the objective of those procedures will not be to provide an opinion on overall compliance, and we will not express such an opinion in our report on compliance issued pursuant to *Government Auditing Standards*.

The Uniform Guidance requires that we also plan and perform the audit to obtain reasonable assurance about whether the auditee has complied with federal statutes, regulations, and the terms and conditions of federal awards applicable to major programs. Our procedures will consist of tests of transactions and other applicable procedures described in the *OMB Compliance Supplement* for the types of compliance requirements that could have a direct and material effect on each of Medina Valley Independent School District's major programs. The purpose of these procedures will be to express an opinion on Medina Valley Independent School District's compliance with requirements applicable to each of its major programs in our report on compliance issued pursuant to the Uniform Guidance.

## **Other Services**

We will also assist in preparing the financial statements, schedule of expenditures of federal awards, and related notes of Medina Valley Independent School District in conformity with U.S. generally accepted accounting principles and the Uniform Guidance based on information provided by you. These nonaudit services do not constitute an audit under *Government Auditing Standards* and such services will not be conducted in accordance with *Government Auditing Standards*. We will perform the services in accordance with applicable professional standards. The other services are limited to the financial statements, schedule of expenditures of federal awards, and related notes services previously defined. We, in our sole professional judgment, reserve the right to refuse to perform any procedure or take any action that could be construed as assuming management responsibilities.

## **Management Responsibilities**

Management is responsible for (1) designing, implementing, and maintaining effective internal controls, including internal controls over federal awards, and for evaluating and monitoring ongoing activities to help ensure that appropriate goals and objectives are met; (2) following laws and regulations; (3) ensuring that there is reasonable assurance that government programs are administered in compliance with compliance requirements; and (4) ensuring that management and financial information is reliable and properly reported. Management is also responsible for implementing systems designed to achieve compliance with applicable laws, regulations, contracts, and grant agreements. You are also responsible for the selection and application of accounting principles; for the preparation and fair presentation of the financial statements, schedule of expenditures of federal awards, and all accompanying information in conformity with U.S. generally accepted accounting principles; and for compliance with applicable laws and regulations (including federal statutes) and the provisions of contracts and grant agreements (including award agreements). Your responsibilities also include identifying significant contractor relationships in which the contractor has responsibility for program compliance and for the accuracy and completeness of that information.

Management is also responsible for making all financial records and related information available to us and for the accuracy and completeness of that information. You are also responsible for providing us with (1) access to all information of which you are aware that is relevant to the preparation and fair presentation of the financial statements, (2) access to personnel, accounts, books, records, supporting documentation, and other information as needed to perform an audit under the Uniform Guidance, (3) additional information that we may request for the purpose of the audit, and (4) unrestricted access to persons within the government from whom we determine it necessary to obtain audit evidence.

Your responsibilities include adjusting the financial statements to correct material misstatements and confirming to us in the management representation letter that the effects of any uncorrected misstatements aggregated by us during the current engagement and pertaining to the latest period presented are immaterial, both individually and in the aggregate, to the financial statements as a whole.

You are responsible for the design and implementation of programs and controls to prevent and detect fraud, and for informing us about all known or suspected fraud affecting the government involving (1) management, (2) employees who have significant roles in internal control, and (3) others where the fraud could have a material effect on the financial statements. Your responsibilities include informing us of your knowledge of any allegations of fraud or suspected fraud affecting the government received in communications from employees, former employees, grantors, regulators, or others. In addition, you are responsible for identifying and ensuring that the government complies with applicable laws, regulations, contracts, agreements, and grants. Management is also responsible for taking timely and appropriate steps to remedy fraud and noncompliance with provisions of laws, regulations, contracts, and grant agreements, or abuse that we report. Additionally, as required by the Uniform Guidance, it is management's responsibility to evaluate and monitor noncompliance with federal statutes, regulations, and the terms and conditions of federal awards; take prompt action when instances of noncompliance are identified including noncompliance identified in audit findings; promptly follow up and take corrective action on reported audit findings; and prepare a summary schedule of prior audit findings and a separate corrective action plan. The summary schedule of prior audit findings should be available for our review no later than August 31, 2020.

You are responsible for identifying all federal awards received and understanding and complying with the compliance requirements and for the preparation of the schedule of expenditures of federal awards (including notes and noncash assistance received) in conformity with the Uniform Guidance. You agree to include our report on the schedule of expenditures of federal awards in any document that contains and indicates that we have reported on the schedule of expenditures of federal awards. You also agree to include the audited financial statements with any presentation of the schedule of expenditures of federal awards that includes our report thereon. Your responsibilities include acknowledging to us in the written representation letter that (1) you are responsible for presentation of the schedule of expenditures of federal awards in accordance with the Uniform Guidance; (2) you believe the schedule of expenditures of federal awards, including its form and content, is stated fairly in accordance with the Uniform Guidance; (3) the methods of measurement or presentation have not changed from those used in the prior period (or, if they have changed, the reasons for such changes); and (4) you have disclosed to us any significant assumptions or interpretations underlying the measurement or presentation of the schedule of expenditures of federal awards.

You are also responsible for the preparation of the other supplementary information, which we have been engaged to report on, in conformity with U.S. generally accepted accounting principles. You agree to include our report on the supplementary information in any document that contains, and indicates that we have reported on, the supplementary information. You also agree to include the audited financial statements with any presentation of the supplementary information that includes our report thereon. Your responsibilities include acknowledging to us in the written representation letter that (1) you are responsible for presentation of the supplementary information in accordance with GAAP; (2) you believe the supplementary information, including its form and content, is fairly presented in accordance with GAAP; (3) the methods of measurement or presentation have not changed from those used in the prior period (or, if they have changed, the reasons for such changes); and (4) you have disclosed to us any significant assumptions or interpretations underlying the measurement or presentation of the supplementary information.

Management is responsible for establishing and maintaining a process for tracking the status of audit findings and recommendations. Management is also responsible for identifying and providing report copies of previous financial audits, attestation engagements, performance audits, or other studies related to the objectives discussed in the Audit Objectives section of this letter. This responsibility includes relaying to us corrective actions taken to address significant findings and recommendations resulting from those audits, attestation engagements, performance audits, or studies. You are also responsible for providing management's views on our current findings, conclusions, and recommendations, as well as your planned corrective actions, for the report, and for the timing and format for providing that information.

You agree to assume all management responsibilities relating to the financial statements, schedule of expenditures of federal awards, and related notes, and any other nonaudit services we provide. You will be required to acknowledge in the management representation letter our assistance with preparation of the financial statements, schedule of expenditures of federal awards, and related notes and that you have reviewed and approved the financial statements, schedule of expenditures of federal awards, and related notes prior to their issuance and have accepted responsibility for them. Further, you agree to oversee the nonaudit services by designating an individual, preferably from senior management, with suitable skill, knowledge, or experience; evaluate the adequacy and results of those services; and accept responsibility for them.

#### **Engagement Administration, Fees, and Other**

We understand that your employees will prepare all cash, accounts receivable, or other confirmations we request and will locate any documents selected by us for testing.

At the conclusion of the engagement, we will complete the appropriate sections of the Data Collection Form that summarizes our audit findings. It is management's responsibility to electronically submit the reporting package (including financial statements, schedule of expenditures of federal awards, summary schedule of prior audit findings, auditors' reports, and corrective action plan) along with the Data Collection Form to the federal audit clearinghouse. We will coordinate with you the electronic submission and certification. The Data Collection Form and the reporting package must be submitted within the earlier of 30 calendar days after receipt of the auditors' reports or nine months after the end of the audit period.

We will provide copies of our reports to the school district; however, management is responsible for distribution of the reports and the financial statements. Unless restricted by law or regulation, or containing privileged and confidential information, copies of our reports are to be made available for public inspection.

The audit documentation for this engagement is the property of Coleman, Horton, & Company, LLP and constitutes confidential information. However, subject to applicable laws and regulations, audit documentation and appropriate individuals will be made available upon request and in a timely manner to an oversight agency or its designee, a

federal agency providing direct or indirect funding, or the U.S. Government Accountability Office for purposes of a quality review of the audit, to resolve audit findings, or to carry out oversight responsibilities. We will notify you of any such request. If requested, access to such audit documentation will be provided under the supervision of Coleman, Horton, & Company, LLP personnel. Furthermore, upon request, we may provide copies of selected audit documentation to the aforementioned parties. These parties may intend, or decide, to distribute the copies or information contained therein to others, including other governmental agencies.

The audit documentation for this engagement will be retained for a minimum of five years after the report release date or for any additional period requested by the District. If we are aware that a federal awarding agency, pass-through entity, or auditee is contesting an audit finding, we will contact the party(ies) contesting the audit finding for guidance prior to destroying the audit documentation.

We expect to begin our audit in September 2020 and to issue our reports no later than November 2020. Stephen L. Horton, CPA is the engagement partner and is responsible for supervising the engagement and signing the reports or authorizing another individual to sign them.

Our fee for these services will be at our standard hourly rates plus out-of-pocket costs (such as report reproduction, word processing, postage, travel, copies, telephone, etc.) except that we agree that our gross fee, including expenses, should not exceed \$38,500. Our standard hourly rates vary according to the degree of responsibility involved and the experience level of the personnel assigned to your audit. Our invoices for these fees will be rendered each month as work progresses and are payable on presentation. In accordance with our firm policies, work may be suspended if your account becomes 30 days or more overdue and may not be resumed until your account is paid in full. If we elect to terminate our services for nonpayment, our engagement will be deemed to have been completed upon written notification of termination, even if we have not completed our reports. You will be obligated to compensate us for all time expended and to reimburse us for all out-of-pocket costs through the date of termination. The above fee is based on anticipated cooperation from your personnel and the assumption that unexpected circumstances will not be encountered during the audit. If significant additional time is necessary, we will discuss it with you and arrive at a new fee estimate before we incur the additional costs.

We appreciate the opportunity to be of service to Medina Valley Independent School District and believe this letter accurately summarizes the significant terms of our engagement. If you have any questions, please let us know. If you agree with the terms of our engagement as described in this letter, please sign the enclosed copy and return it to us. You have requested that we provide you with a copy of our most recent external peer review report and any subsequent reports received during the contract period. Accordingly, our 2018 peer review report accompanies this letter.

Sincerely,



Coleman, Horton, & Company, LLP

RESPONSE:

This letter correctly sets forth the understanding of Medina Valley Independent School District.

Management Signature: \_\_\_\_\_

Title: Superintendent


Date: \_\_\_\_\_

Governance Signature: \_\_\_\_\_

Title: School Board President

Date: \_\_\_\_\_

# MEDINA VALLEY INDEPENDENT SCHOOL DISTRICT



*"Proud of our past, dedicated to the present, committed to the Future"*

## MEMORANDUM

To: Medina Valley ISD Board of Trustees  
From: Dr. Kenneth Rohrbach, Superintendent  
Re: Consideration and Action on a Resolution Providing for the Defeasance and Calling for Redemption of Certain Currently Outstanding District Obligations and Other Matters in Connection Therewith  
Date: December 9, 2019

At the November 18, 2019 Board meeting, Derek Honea with RBC Capital Markets made a presentation concerning the Series 2010 Bonds. The callable par amount of those bonds is \$2,175,000 and are callable on February 15, 2020. Derek presented three possible scenarios to you. Scenario 1 concerned refunding of the bonds to create annual debt service savings with a pricing date effective January 2020. Scenario 2 would redeem the bonds in one installation, using \$2,175,000 of I&S fund balance to redeem the 2021-2033 maturities of the Series 2010 bonds on February 15, 2020 to reduce the District's debt service. Scenario 3 would redeem in two installments, using \$965,000 of I&S fund balance to redeem the 2029-2033 maturities of the Series 2010 bonds on February 15, 2020 and use \$940,000 of the I&S fund balance to redeem the 2023-2028 maturities of the Series 2010 bonds on February 15, 2021 to reduce the District's debt service.

I&S fund balance is \$4,198,590 as of August 31, 2019.

Superintendent's Recommendation: Approve the resolution, using Scenario 2, which redeems the Series 2010 bonds in one installation.

# Medina Valley Independent School District

Current Market Review and Preliminary  
Refunding/Redemption Analysis

November 18, 2019



Capital  
Markets

**Derek Honea**  
Managing Director

RBC Capital Markets, LLC  
200 Crescent Court  
Suite 1500  
Dallas, TX 75201

Tel: (214) 989-1671  
Fax: (214) 989-1650  
208

[derek.honea@rbccm.com](mailto:derek.honea@rbccm.com)



# Current Market Review

## Economic Update

### U.S. Economic Overview

- Risk markets rallied this week on optimism that US/China trade negotiations were making progress.
- News that the US and China agreed in principle to the first phase of a trade deal drove the DJIA and S&P500 to new record highs.
- Headlines on Thursday indicated that tariffs would be rolled back as part of the first phase of a trade agreement.
- Treasuries sustained heavy selling pressure as trade optimism and auction supply weighed on safe-haven assets.
- Ten and 30-year Treasury yields had risen 21bp over the course of the week as of Thursday's close.
- Thursday's closing 10-year yield of 1.919% was the highest since the end of July.

### RBC Economic Outlook and Interest Rate Forecasts<sup>(1)</sup>

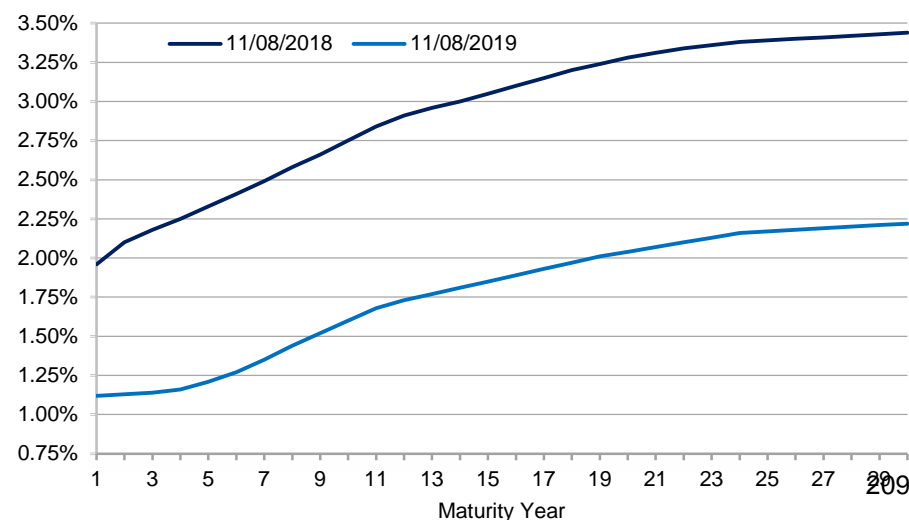
	Q3'19	Q4'19	Q1'20	Q2'20	Q3'20
Real GDP (QoQ)	1.90	1.50	1.50	1.60	1.80
Core Inflation (YoY)	1.80	1.90	2.20	1.90	2.00
Unemployment	3.70	3.60	3.60	3.60	3.60
Fed Funds	2.00	1.75	1.75	1.75	1.75
2-Year Notes	1.63	1.65	1.70	1.75	1.75
5-Year Notes	1.55	1.70	1.80	1.90	1.90
10-Year Notes	1.68	1.90	2.00	2.10	2.10
30-Year Bonds	2.12	2.40	2.45	2.50	2.50

(1) RBC Rate and Economic Forecast as of November 8, 2019.

### Tax-Exempt and Taxable Yield Trends: November 1, 2016 - Present



### “AAA” MMD Yield Curve: Current Yield vs. November 2018 Yield



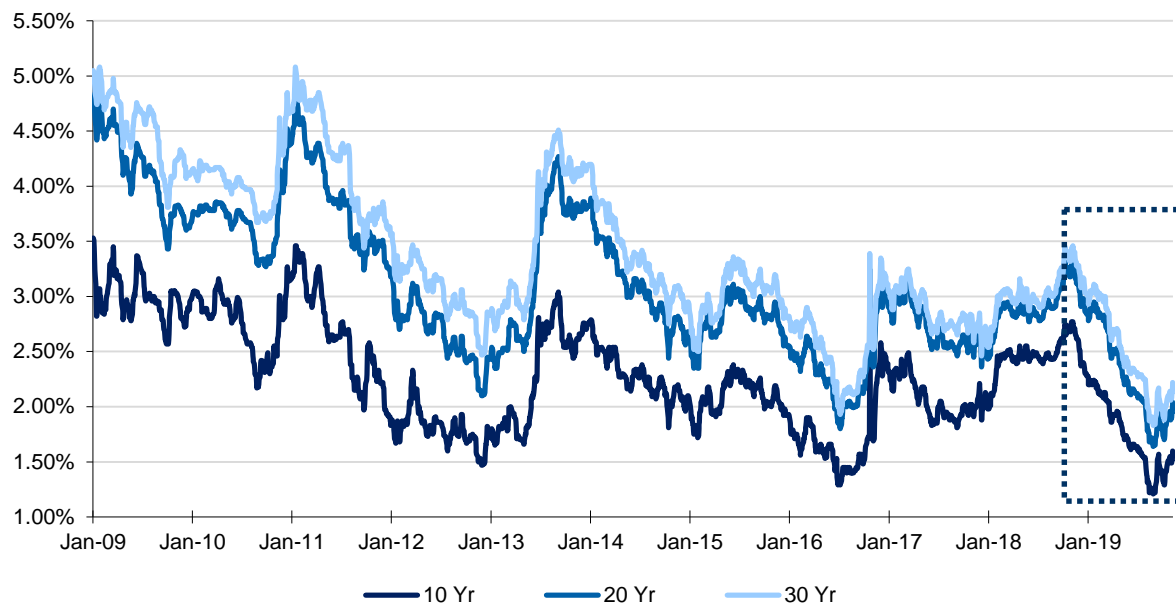


# Current Market Review

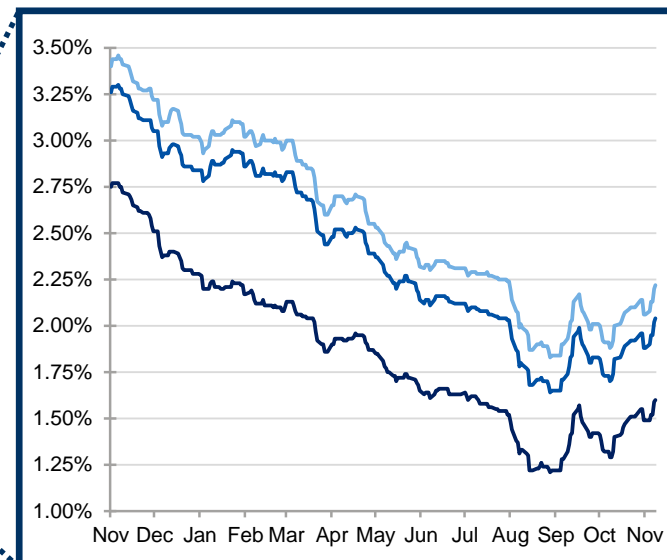
## "AAA" MMD

- After closing at 2.06% the previous week, the 30-year "AAA" MMD increased 16 bps from November 1 – November 8, closing at the current rate of 2.22%.

"AAA" MMD January 1, 2009 to Present



Shift in "AAA" MMD Since November 2018



### January 1, 2009 to Present

	10-Year	20-Year	30-Year
Maximum	3.530%	4.890%	5.080%
Minimum	1.210%	1.640%	1.830%
Current	1.600%	2.040%	2.220%

### Shift in 30-year "AAA" MMD

	2012	2013	2014	2015	2016	2017	2018
	-0.740%	1.330%	-1.340%	-0.010%	0.270%	-0.51%	0.47%



### November 1, 2018 to Present

	10 Yr	20 Yr	30 Yr
Maximum	2.770%	3.300%	3.460%
Minimum	1.210%	1.640%	1.830%
Average	1.845%	2.378%	2.556%

Source: TM3, Thomson Reuters  
10, 20, and 30 year "AAA" MMD shown to represent different average lives of municipal transactions  
Rates as of November 8, 2019



# Review of Outstanding Debt

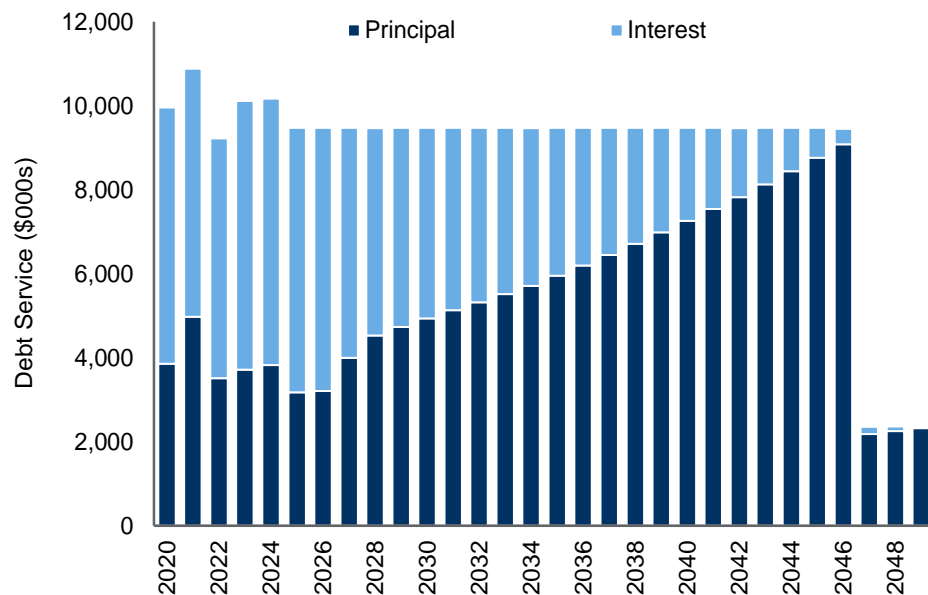
## Summary of Outstanding Debt

### Unlimited Tax Debt Profile

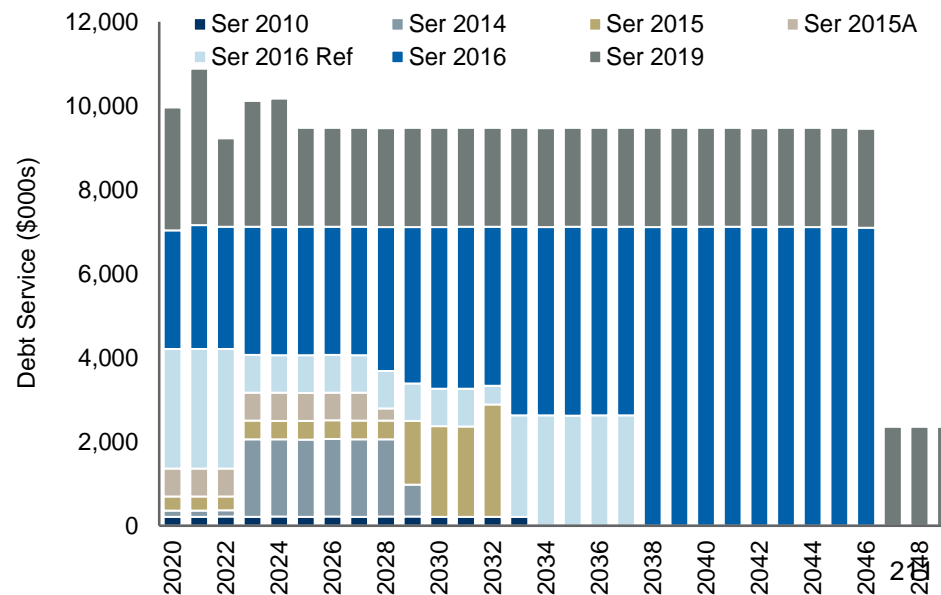
Issue	Issued Par Amount	Outstanding Par Amount	Callable Par Amount	Coupon Range of Callable Bonds	First Call Date	Final Maturity	Structure	Use of Proceeds
U/L Tax Ref Bds Ser 2010	\$5,940,000	\$2,300,000	\$2,175,000	4.000%	02/15/2020	02/15/2033	Fixed	Refunding
U/L Tax Ref Bds Ser 2014	6,992,932	6,937,932	5,284,613	4.000%	08/15/2024	02/15/2029	Fixed	Refunding
U/L Tax Ref Bds Ser 2015	8,665,000	8,525,000	8,175,000	3.000% - 4.000%	02/15/2025	02/15/2032	Fixed	Refunding
U/L Tax Ref Bds Ser 2015A	6,800,000	4,900,000	1,540,000	3.000% - 4.000%	08/15/2025	02/15/2028	Fixed	Refunding
U/L Tax Ref Bds Ser 2016	22,079,215	21,460,000	13,740,000	3.000% - 4.000%	02/15/2026	02/15/2037	Fixed	Refunding
U/L Tax Sch Bldg Bds Ser 2016	71,080,000	71,080,000	69,860,000	2.000% - 4.000%	02/15/2026	02/15/2046	Fixed	School Building
U/L Tax Sch Bldg Bds Ser 2019	47,035,000	47,035,000	36,030,000	2.250% - 5.000%	02/15/2026	02/15/2049	Fixed	School Building
<b>Total</b>	<b>\$168,592,147</b>	<b>\$162,237,932</b>	<b>\$136,804,613</b>					

- Bonds which the District may choose to refund or redeem with I&S fund balance.

### Outstanding Debt by Principal and Interest



### Outstanding Debt by Series





# Preliminary Refunding/Redemption Analysis

## Summary of Options

- Refunding or redeeming the Series 2010 bonds (or any portion thereof) on or after their call date of February 15, 2020 would produce debt service savings to the District.
- Given the District's current I&S fund balance, the District may find it attractive to redeem some of the Series 2010 bonds with cash in lieu of executing a refunding transaction.
- Should the District choose to redeem less of the Series 2010 bonds (or on a slower redemption schedule) than what is outlined herein in order to maintain a larger I&S fund balance, the amount of debt service savings would decrease.
- Any payments made to redeem bonds early with cash would become ineligible for EDA and IFA funding from the State. However, due to its wealth per student, the District is not expected to receive significant debt service assistance from the State.

### Summary of Bonds Considered In Refunding/Redemption Analysis:

Series	Maturities To Be Refunded/Redeemed	Principal To Be Refunded/Redeemed	Average Coupon	Redemption Date	Redemption Price
U/L Tax Ref Bds, Ser 2010	2021 - 2033	\$2,175,000	4.000%	2/15/2020	100%

### We present the following scenarios for the District's consideration:

<b>Scenario 1 – Refunding</b>	“Current” refund the District’s Series 2010 bonds on a tax-exempt basis to create level annual debt service savings with a pricing date in January 2020.
<b>Scenario 2 – Redeem in One Installment</b>	Use \$2,175,000 of I&S fund balance to redeem the 2021-2033 maturities of the Series 2010 bonds on February 15, 2020 to reduce the District’s debt service.
<b>Scenario 3 – Redeem in Two Installments</b>	Use \$965,000 of I&S fund balance to redeem the 2029-2033 maturities of the Series 2010 bonds on February 15, 2020 and use \$940,000 of I&S fund balance to redeem the 2023-2028 maturities of the Series 2010 bonds on February 15, 2021 to reduce the District’s debt service.



# Preliminary Refunding/Redemption Analysis

## Summary of Refunding Results (Scenario 1)

### Summary of Projected Debt Service Savings:

Description	Findings
Par Amount of Refunded Bonds:	\$2,175,000
Average Coupon of Refunded Bonds:	4.000%
"All-In" TIC of Refunding Bonds:	2.588%
Total Debt Service Savings:	\$243,446
Average Annual Savings (2021-2033):	\$18,577
<b>Net Present Value of Debt Service Savings:</b>	<b>\$214,366</b>
<b>Net Present Value of Savings as a % of Refunded Par:</b>	<b>9.86%</b>

### Rate Decrease of 25 bps (-0.25%)

Net Present Value of Debt Service Savings:	\$252,580
Net Present Value of Savings as a % of Refunded Par:	11.61%

### Rate Increase of 25 bps (+0.25%)

Net Present Value of Debt Service Savings:	\$176,680
Net Present Value of Savings as a % of Refunded Par:	8.12%

- Assumes current market tax-exempt rates as of November 12, 2019. (Subject to change)
- Assumes costs of issuance have been estimated at \$60,000 and the underwriter's discount has been estimated at \$10/\$1,000 of bonds issued.
- The final maturity of the Refunding Bonds will be the same as the final maturity of the refunded bonds and assumed to be sold with a 10-year optional call provision.
- Assumes the Refunding Bonds are sold with the Permeant School Fund Guarantee rating of "AAA" and underlying rating of "AA-" by S&P.

### Summary of Cash Flows:

Date (8/31)	Series 2010 Refunded Debt Service	Refunding Debt Service	Debt Service Savings*
2020	\$87,000	\$85,054	\$1,946
2021	214,400	196,850	17,550
2022	219,000	201,100	17,900
2023	213,400	195,100	18,300
2024	217,600	198,850	18,750
2025	211,600	192,350	19,250
2026	215,400	195,600	19,800
2027	213,900	193,475	20,425
2028	217,100	200,850	16,250
2029	215,000	197,725	17,275
2030	212,700	195,200	17,500
2031	210,200	193,300	16,900
2032	212,400	191,200	21,200
2033	214,200	193,800	20,400
<b>Total</b>	<b>\$2,873,900</b>	<b>\$2,630,454</b>	<b>\$243,446</b>

\*Net present value debt service savings is \$214,366.



# Preliminary Refunding/Redemption Analysis

## Summary of Redemption Savings (Scenarios 2 & 3)

### Scenario 2 – Redeem \$2,175,000 in One Installment:

Date (8/31)	Series 2010 Outstanding Debt Service*			Redeemed Principal	I&S Fund Balance Used for Redemption	Gross I&S Fund Savings	Present Value of Savings @ 1.75%
	Principal	Interest	Total Debt Service				
2020	\$ -	\$43,500	\$43,500	\$ -	(\$2,175,000)	(\$2,131,500)	(\$2,131,877)
2021	130,000	84,400	214,400	130,000		214,400	210,348
2022	140,000	79,000	219,000	140,000		219,000	211,181
2023	140,000	73,400	213,400	140,000		213,400	202,241
2024	150,000	67,600	217,600	150,000		217,600	202,689
2025	150,000	61,600	211,600	150,000		211,600	193,713
2026	160,000	55,400	215,400	160,000		215,400	193,815
2027	165,000	48,900	213,900	165,000		213,900	189,164
2028	175,000	42,100	217,100	175,000		217,100	188,707
2029	180,000	35,000	215,000	180,000		215,000	183,679
2030	185,000	27,700	212,700	185,000		212,700	178,601
2031	190,000	20,200	210,200	190,000		210,200	173,479
2032	200,000	12,400	212,400	200,000		212,400	172,296
2033	210,000	4,200	214,200	210,000		214,200	170,784
<b>Totals</b>	<b>\$2,175,000</b>	<b>\$655,400</b>	<b>\$2,830,400</b>	<b>\$2,175,000</b>	<b>(\$2,175,000)</b>	<b>\$655,400</b>	<b>\$338,820</b>

\* Net of 2/15/20 Payment.

### Scenario 3 – Redeem \$1,905,000 in Two Installments:

Date (8/31)	Series 2010 Outstanding Debt Service*			Redeemed Principal	I&S Fund Balance Used for Redemption	Gross I&S Fund Savings	Present Value of Savings @ 1.75%
	Principal	Interest	Total Debt Service				
2020	\$ -	\$43,500	\$43,500	\$ -	(\$965,000) <sup>(a)</sup>	(\$945,700)	(\$945,867)
2021	130,000	84,400	214,400	-	(940,000) <sup>(b)</sup>	(882,600)	(883,594)
2022	140,000	79,000	219,000	-		76,200	73,907
2023	140,000	73,400	213,400	140,000 <sup>(b)</sup>		213,400	205,155
2024	150,000	67,600	217,600	150,000 <sup>(b)</sup>		217,600	205,622
2025	150,000	61,600	211,600	150,000 <sup>(b)</sup>		211,600	196,498
2026	160,000	55,400	215,400	160,000 <sup>(b)</sup>		215,400	196,613
2027	165,000	48,900	213,900	165,000 <sup>(b)</sup>		213,900	191,891
2028	175,000	42,100	217,100	175,000 <sup>(b)</sup>		217,100	191,436
2029	180,000	35,000	215,000	180,000 <sup>(a)</sup>		215,000	183,679
2030	185,000	27,700	212,700	185,000 <sup>(a)</sup>		212,700	178,601
2031	190,000	20,200	210,200	190,000 <sup>(a)</sup>		210,200	173,479
2032	200,000	12,400	212,400	200,000 <sup>(a)</sup>		212,400	172,296
2033	210,000	4,200	214,200	210,000 <sup>(a)</sup>		214,200	170,784
<b>Totals</b>	<b>\$2,175,000</b>	<b>\$655,400</b>	<b>\$2,830,400</b>	<b>\$1,905,000</b>	<b>(\$1,905,000)</b>	<b>\$601,400</b>	<b>\$310,499</b>

<sup>(a)</sup> Maturities redeemed with the 2/15/2020 redemption of \$965,000.

<sup>(b)</sup> Maturities redeemed with the 2/15/2021 redemption of \$940,000.

\* Net of 2/15/20 Payment.



**Disclaimer:**

This presentation was prepared exclusively for the benefit of and internal use by the recipient for the purpose of considering the transaction or transactions contemplated herein. This presentation is confidential and proprietary to RBC Capital Markets, LLC ("RBC CM") and may not be disclosed, reproduced, distributed or used for any other purpose by the recipient without RBC CM' express written consent.

By acceptance of these materials, and notwithstanding any other express or implied agreement, arrangement, or understanding to the contrary, RBC CM, its affiliates and the recipient agree that the recipient (and its employees, representatives, and other agents) may disclose to any and all persons, without limitation of any kind from the commencement of discussions, the tax treatment, structure or strategy of the transaction and any fact that may be relevant to understanding such treatment, structure or strategy, and all materials of any kind (including opinions or other tax analyses) that are provided to the recipient relating to such tax treatment, structure, or strategy.

The information and any analyses contained in this presentation are taken from, or based upon, information obtained from the recipient or from publicly available sources, the completeness and accuracy of which has not been independently verified, and cannot be assured by RBC CM. The information and any analyses in these materials reflect prevailing conditions and RBC CM' views as of this date, all of which are subject to change.

To the extent projections and financial analyses are set forth herein, they may be based on estimated financial performance prepared by or in consultation with the recipient and are intended only to suggest reasonable ranges of results. The printed presentation is incomplete without reference to the oral presentation or other written materials that supplement it.

IRS Circular 230 Disclosure: RBC CM and its affiliates do not provide tax advice and nothing contained herein should be construed as tax advice. Any discussion of U.S. tax matters contained herein (including any attachments) (i) was not intended or written to be used, and cannot be used, by you for the purpose of avoiding tax penalties; and (ii) was written in connection with the promotion or marketing of the matters addressed herein. Accordingly, you should seek advice based upon your particular circumstances from an independent tax advisor.

**A RESOLUTION BY THE BOARD OF TRUSTEES OF THE MEDINA VALLEY INDEPENDENT SCHOOL DISTRICT PROVIDING FOR THE DEFEASANCE AND CALLING FOR REDEMPTION OF CERTAIN CURRENTLY OUTSTANDING OBLIGATIONS DESIGNATED AS “MEDINA VALLEY INDEPENDENT SCHOOL DISTRICT UNLIMITED TAX REFUNDING BONDS, SERIES 2010”; DIRECTING THAT THE BOARD SECRETARY, OR HER DESIGNEE, EFFECTUATE THE REDEMPTION OF THESE OBLIGATIONS; AND OTHER MATTERS IN CONNECTION THEREWITH**

WHEREAS, the Board of Trustees (the *Board*) of the Medina Valley Independent School District (the *District*) previously adopted an order (the *Original Order*) on September 13, 2010 authorizing the issuance of obligations designated as “Medina Valley Independent School District Unlimited Tax Refunding Bonds, Series 2010”, dated October 1, 2010, in the total original principal amount of \$5,940,000 (the *Obligations*); and

WHEREAS, the Obligations were issued in part as obligations on which interest accrues and is payable semiannually (such obligation the *Current Interest Bonds*) and in part as obligations on which interest accretes and is payable only at stated maturity; and

WHEREAS, the Current Interest Bonds are currently outstanding in the original principal amount of \$2,300,000 and are stated to mature on February 15, 2020, February 15, 2022, February 15, 2024, February 15, 2026 February 15, 2028, February 15, 2030, and February 15, 2033; and

WHEREAS, the Current Interest Bonds maturing on and after February 15, 2022 (the *Callable Bonds*) are subject to redemption on February 15, 2020, or on any date thereafter, at the option of the District; and

WHEREAS, the Original Order provides the notice requirements to effectuate the redemption of the Callable Bonds prior to Stated Maturity; and

WHEREAS, it is in the best interest of the District and the citizens of the District to redeem the Callable Bonds as herein provided in order to terminate the payment of interest thereon and to reduce the District’s aggregate debt service requirements in the years subsequent to the redemption date; now, therefore,

BE IT RESOLVED BY THE BOARD OF TRUSTEES OF THE MEDINA VALLEY INDEPENDENT SCHOOL DISTRICT THAT:

SECTION 1: The Callable Bonds, in a principal amount equal to \$2,175,000, are hereby called for redemption, and shall be redeemed, on February 15, 2020. This order to redeem the Callable Bonds is irrevocable upon adoption of this Resolution (the *Redemption Resolution*) by the Board. On or before February 15, 2020, the District shall transfer its lawfully available funds to The Bank of New York Mellon Trust Company, N.A., Dallas, Texas, as the paying agent/registrar for the Callable Bonds (the *Paying Agent*), an amount sufficient (when combined with investment earnings on such initial deposit, if any) to pay all costs of interest due and owing on the Callable Bonds from the time of such deposit through their February 15, 2020 redemption, plus the principal amount of the Callable Bonds due and owing at such time of redemption. Upon

the making of such deposit, the Callable Bonds will be determined to have been defeased and, as a result, discharged and no longer considered outstanding as an obligation of the District in accordance with applicable Texas law.

SECTION 2: The President and Secretary of the Board are authorized and instructed to give notice of redemption for the Callable Bonds described herein to the Paying Agent as provided in the Original Order. The form of the Notice of Redemption to accomplish the foregoing is attached as Exhibit A hereto and incorporated by reference for all purposes.

SECTION 3: The President and Secretary of the Board, or any of them, are authorized to evidence adoption of this Redemption Resolution and to do any and all things necessary or convenient to effect the redemption described herein and otherwise give effect to the intent and purpose hereof.

SECTION 4: The Board hereby approves payment from lawfully available District funds of professional fees and expenses of the District's Bond Counsel, the District's Financial Advisor, the Paying Agent, and any other party whose services have been determined by the District to be necessary to accomplish the purpose and intent of this Redemption Resolution.

SECTION 5: The recitals contained in the preamble hereof are hereby found to be true, and such recitals are hereby made a part of this Redemption Resolution for all purposes and are adopted as a part of the judgment and findings of the Board.

SECTION 6: All orders and resolutions, or parts thereof, which are in conflict or inconsistent with any provision of this Redemption Resolution are hereby repealed to the extent of such conflict, and the provisions of this Redemption Resolution shall be and remain controlling as to the matters resolved herein.

SECTION 7: This Redemption Resolution shall be construed and enforced in accordance with the laws of the State of Texas and the United States of America.

SECTION 8: If any provision of this Redemption Resolution or the application thereof to any person or circumstance shall be held to be invalid, the remainder of this Redemption Resolution and the application of such provision to other persons and circumstances shall nevertheless be valid, and the Board hereby declares that this Redemption Resolution would have been enacted without such invalid provision.

SECTION 9: It is officially found, determined, and declared that the meeting at which this Redemption Resolution is adopted was open to the public and public notice of the time, place, and subject matter of the public business to be considered at such meeting, including this Redemption Resolution, was given, all as required by Chapter 551, as amended, Texas Government Code.

SECTION 10: Though such parties may be identified, and the entry into a particular form of contract may be authorized herein, the Board hereby delegates to the Superintendent of Schools and the District's Assistant Superintendent of Finance and Operations the authority to independently select the counterparty to any contract that is determined by the Superintendent of Schools, the District's Assistant Superintendent of Finance and Operations, the District's Financial

Advisor, or Bond Counsel to be necessary or incidental to carry out the provisions of this Redemption Resolution, as long as each of such contracts has a value of less than the amount referenced in Section 2252.908 of the Texas Government Code (collectively, the *Ancillary Contracts*); and, as necessary, to execute the Ancillary Contracts on behalf and as the act and deed of the District. The Board has not participated in the selection of any of the business entities which are counterparties to the Ancillary Contracts.

SECTION 11: This Redemption Resolution shall be in force and effect from and after its final passage, and it is so resolved.

\* \* \* \*

PASSED AND APPROVED, this the 16<sup>th</sup> day of December, 2019.

MEDINA VALLEY INDEPENDENT SCHOOL  
DISTRICT

---

President, Board of Trustees

ATTEST:


---

Secretary, Board of Trustees

(DISTRICT SEAL)

*[The remainder of this page intentionally left blank.]*

# MEDINA VALLEY INDEPENDENT SCHOOL DISTRICT



*"Proud of our past, dedicated to the present, committed to the Future"*

## MEMORANDUM

To: Medina Valley ISD Board of Trustees  
From: Dr. Kenneth Rohrbach, Superintendent  
Re: Consider Appointment of District of Innovation Committee  
Date: December 12, 2019

Should the Board wish to move forward with developing a District of Innovation plan, a committee needs to be appointed to develop and propose a plan. I recommend that the DWAC committee, with the addition of 2 to 3 board members, and the Superintendent, be appointed as the District of Innovation Committee.

Superintendent's Recommendation: Approve the DWAC committee, 2 to 3 board members, and the Superintendent, to serve as the District of Innovation committee for Medina Valley ISD.

# DWAC Members

## 2019-2020

### **ELECTED MEMBERS:**

Travis Brown	High School
Keith Jones, PhD	High School
Stephanie Clark	Middle School
Veronica Herrera	Middle School
Annette Thoele	Middle School
Kristin Scheetz	Middle School
Kristan Groff	LaCoste
Lindsey Hartnett	LaCoste
Rebecca Ozuna	Potranco
Daniel Qualls	Loma Alta
Angela Grivich	Loma Alta
Jennifer Hickman	Loma Alta
Christy Ramirez	Potranco
Elsie Torres	Potranco
Dawn Groff	Castroville
Victoria Vielma	Castroville
Claire Tondre	Castroville
Betty Granger	Lucky Ranch

### **COMMUNITY REPRESENTATIVES:**

Mitch Cobb - Calvary Friendship  
James Mendoza - Vista Community

### **BUSINESS REPRESENTATIVE:**

Gina Britt - Fitwell  
Cathy Tschirhart - Broadway Bank


### **PARENT REPRESENTATIVES:**

Penny Robertson - (Castroville)  
Mica Carawan - (HS)  
Dulce Casarez - (Potranco)  
\_\_\_\_\_ - (Middle School)  
\_\_\_\_\_ - (La Coste )  
Erlinda Rodriguez - (Luckey)  
Carrie Calvert - (Loma Alta)  
David Orozco - District  
Judy Grubbs - District

### **EX-OFFICIO (non-voting) MEMBERS:**

Gabrial Cary  
Tanner Lange  
Lesli Solis/R. Villanueva/W. Brewer  
Julie Center  
Elizabeth Vera/Ruth Bernard  
Ken Center/Katherine Perez  
Sandy Bermea/Audrey White  
Georgia Neuman  
Emily Perez  
Stefanie Keller-Perkins  
Natalie Benke  
Christine Orozco  
Dwight McHazlett  
JC Zamora

# MEDINA VALLEY INDEPENDENT SCHOOL DISTRICT



*"Proud of our past, dedicated to the present, committed to the Future"*

## MEMORANDUM

To: Medina Valley ISD Board of Trustees  
From: Dr. Kenneth Rohrbach, Superintendent  
Re: Consider Long-Range Communications Plan  
Date: December 11, 2019

Superintendent Priority Performance Goal 5 focuses on district communication, with strategy 5A calling for the creation and adoption of a long-range communications plan. Mr. Sam Alaniz and I have worked together to develop the attached plan, which I feel charts a great direction for expanding and improving district communication with all stakeholders.

Superintendent's Recommendation: Approve the long-range communications plan.

# MEDINA VALLEY ISD

## LONG-RANGE COMMUNICATIONS PLAN



2019

## MVISD LONG-RANGE COMMUNICATIONS PLAN 2019

### **Department Mission**

The mission of the Medina Valley ISD Communications Department is to assist the district in fostering an environment of parental and community involvement through open communication.

### **Department Vision**

The Medina Valley Independent School District will become an easily recognizable brand closely associated with excellence in student achievement and strong community support.

### **About the Communications Department**

The Medina Valley ISD Communications Department is responsible for managing all internal and external communication for the district. The department areas of responsibility include but are not limited to the items listed below.

- Community Relations
- Digital Graphic Creation
- Digital Marquees
- District Branding
- District Mobile Applications
- District Photography Liaison
- Event Coverage
- Mass Notifications
- Media Relations
- News Gathering
- Photography
- Press Releases
- Publication Production
- Social Media Admin & Content Management
- Special Event Planning & Production
- Teacher Messaging
- Video Production
- Website Admin Content Management

### **About this Plan**

This plan was designed to align to Medina Valley ISD strategic goals. This plan serves as the foundation of the MVISD Communications Department. This plan should be reviewed annually and updated as needed.

### **Department Staff**

Communications Coordinator – Samuel Alaniz Jr.

## Goal 1: Establish Coordinated & Consistent Messaging Districtwide.

- **Objective 1.1:** Stay ahead of emerging trends to effectively communicate with target audiences.
  - **Strategy 1.1.1:** Develop a dedicated communications studio.
  - **Strategy 1.1.2:** Develop department policies, procedures and standard operating practices.
  - **Strategy 1.1.3:** Maintain membership in communications-related organizations and attend annual conferences.
  - **Strategy 1.1.4:** Provide ongoing training on communications department programs.
  
- **Objective 1.2:** Ensure safety and other priority communications are disseminated effectively.
  - **Strategy 1.2.1:** Train at least three individuals, to include the district Safety Coordinator, District Communications Coordinator, and one other individual, on administering the district Mass Notification System.
  - **Strategy 1.2.2:** Work with the Safety Coordinator to implement a communications checklist/workflow to be followed in all emergency situations.
  - **Strategy 1.2.3:** Provide training on all MVISD communication systems for new administration.
  
- **Objective 1.3:** Streamline District & Campus Communication using a digital-first approach.
  - **Strategy 1.3.1:** Provide each teacher with individual teacher webpages and provide training on a regular basis.
  - **Strategy 1.3.2:** Provide training on the district Teacher Messaging system.
  - **Strategy 1.3.3:** Publish Communications Quick Reference Guides for Administrators and Teachers with important information on how to use the district communications systems.

## Goal 2: Highlight Student & Staff Achievement.

- **Objective 2.1:** Promote district and campus student activities, achievements and milestones.
  - **Strategy 2.1.1:** Create campaign calendar prior to the school year to plan for and publicize events.
  - **Strategy 2.1.2:** Compensate staff as needed to ensure equitable event coverage (stipends).
  - **Strategy 2.1.3:** Publish details about student and staff activities using all district communication methods.
  - **Strategy 2.1.4:** Create Digital News Specialist position to assist with electronic news gathering.

### **Goal 3: Increase Community Engagement.**

- **Objective 3.1: Showcase and Highlight MVISD’s history and past success.**
  - **Strategy 3.1.1:** Establish electronic alumni database.
  - **Strategy 3.1.2:** Promote MVISD alumni success through online feature news stories.
  - **Strategy 3.1.3:** Implement MVISD alumni recognition programs.
  
- **Objective 3.2: Create and utilize Community Ambassadors who advocate for the District.**
  - **Strategy 3.2.1:** Build and maintain partnerships with community leaders and booster clubs.
  - **Strategy 3.2.2:** Showcase community contributors and booster clubs using district media and at district events.
  - **Strategy 3.2.3:** Publish regularly updated brochures with important district and campus facts and information.

## **Goal 4: Increase MVISD brand awareness.**

- **Objective 4.1: Increase traffic to all MVISD digital media platforms.**
  - **Strategy 4.1.1:** Analyze audience demographics and tailor messaging to ensure that all target audiences are reached in an effective manner whether through print or digital media.
  - **Strategy 4.1.2:** Conduct focus groups with stakeholders and modify platforms based on feedback.
  - **Strategy 4.1.3:** Use student-based videos across all platforms to help drive engagement.
  
- **Objective 4.2: Establish logos and style guide for district and campuses.**
  - **Strategy 4.2.1:** Adopt campus and district specific logos.
  - **Strategy 4.2.2:** Implement style guide with specific colors, marks and fonts.
  - **Strategy 4.2.3:** Work with clubs, sports and community groups to deploy new logos in a consistent manner.

**PROPOSED DECEMBER BUDGET AMENDMENT  
2019-20 GENERAL FUND**

	2019-2020 ADOPTED BUDGET (AS OF 9/01/19)	2019-2020 AMENDED BUDGET (AS OF 11/21/19)	2019-2020 CURRENT AMENDMENTS (AS OF 12/16/19)	2019-2020 AMENDED BUDGET (AS OF 12/16/19)
<b>Estimated Revenues</b>				
5700 LOCAL AND INTERMEDIATE REVENUES	\$ 22,174,000	\$ 22,174,000	\$ -	\$ 22,174,000
5800 STATE PROGRAM REVENUES	\$ 28,521,324	\$ 29,171,324	\$ -	\$ 29,171,324
5900 FEDERAL REVENUES	\$ 330,000	\$ 330,000	\$ -	\$ 330,000
7900 OTHER SOURCES	\$ -	\$ -	\$ -	\$ -
<b>Total Estimated Revenue</b>	<b>\$ 51,025,324</b>	<b>\$ 51,675,324</b>	<b>\$ -</b>	<b>\$ 51,675,324</b>
<b>Appropriations</b>				
11 INSTRUCTION	\$ 28,698,107	\$ 28,879,031	\$ (4,000)	\$ 28,875,031
12 INSTRUCTIONAL RESOURCES/MEDIA SERVICES	\$ 456,329	\$ 456,329	\$ -	\$ 456,329
13 CURRICULUM & INSTRUCTIONAL STAFF DEVELOPMENT	\$ 531,777	\$ 584,285	\$ 4,000	\$ 588,285
21 INSTRUCTIONAL LEADERSHIP	\$ 1,021,222	\$ 1,074,888	\$ -	\$ 1,074,888
23 SCHOOL LEADERSHIP	\$ 2,389,050	\$ 2,440,550	\$ -	\$ 2,440,550
31 GUIDANCE, COUNSELING & EVALUATION SERVICES	\$ 1,265,928	\$ 1,411,023	\$ -	\$ 1,411,023
32 SOCIAL WORK SERVICES	\$ 327,569	\$ 327,569	\$ -	\$ 327,569
33 HEALTH SERVICES	\$ 672,346	\$ 672,346	\$ -	\$ 672,346
34 STUDENT (PUPIL) TRANSPORTATION	\$ 3,065,615	\$ 3,515,615	\$ 250,000	\$ 3,765,615
36 EXTRA-CURRICULAR ACTIVITIES	\$ 1,577,691	\$ 1,577,691	\$ -	\$ 1,577,691
41 GENERAL ADMINISTRATION	\$ 1,499,732	\$ 1,499,732	\$ -	\$ 1,499,732
51 PLANT MAINTENANCE & OPERATIONS	\$ 6,728,960	\$ 6,813,960	\$ -	\$ 6,813,960
52 SECURITY AND MONITORING	\$ 960,033	\$ 1,016,960	\$ (500,000)	\$ 516,960
53 DATA PROCESSING SERVICES	\$ 1,330,425	\$ 1,473,686	\$ 250,000	\$ 1,723,686
61 COMMUNITY SERVICES	\$ 45,540	\$ 45,540	\$ -	\$ 45,540
81 FACILITIES AND CONSTRUCTION	\$ 50,000	\$ 50,000	\$ -	\$ 50,000
95 JUVENILE JUSTICE ALTERNATIVE	\$ 5,000	\$ 5,000	\$ -	\$ 5,000
99 OTHER INTERGOVERNMENTAL CHARGES	\$ 400,000	\$ 400,000	\$ -	\$ 400,000
8900 OTHER USES	\$ -	\$ -	\$ -	\$ -
<b>Total Appropriations</b>	<b>\$ 51,025,324</b>	<b>\$ 52,244,205</b>	<b>\$ -</b>	<b>\$ 52,244,205</b>
<b>Net (Revenues Less Appropriations)</b>	<b>\$ -</b>	<b>\$ (568,881)</b>	<b>\$ -</b>	<b>\$ (568,881)</b>

**MEDINA VALLEY I S D**

**Budget Amendment**

DECEMBER 2019

Accounting Code	Description	Increase
		(Decrease)
19901104211070 63950000	MOVE TO TECHNOLOGY PD EQUIPMENT	(\$4,000.00)
19901399999070 63950000	TECHNOLOGY PD EQUIPMENT	\$4,000.00
19903499999999 61210000	BUS DRIVER SUPPLEMENTAL WAGES	\$250,000.00
19905399999999 61260000	SUPPORT PERSONNEL WAGES CORRECTION	\$250,000.00
19905299999999 61210000	SUPPORT PERSONEL WAGES CORRECTION	(\$431,904.00)
19905299999999 61260000	SUPPORT PERSONNEL WAGES CORRECTION	(\$68,096.00)

**EXPLANATION: REQUEST BY ADMINISTRATION**

<b>TOTAL FUND BALANCE CHANGE</b>	<b>\$0.00</b>
----------------------------------	---------------

# Financial Integrity Rating System of Texas 2018-2019



# Purpose of Financial Accountability Rating System

The primary goal of Schools FIRST is to improve the management of school district's financial resources.

The district's rating is based on upon an analysis of staff and student data reported for the 2017-2018 school year, and budgetary and actual financial data for the fiscal year ended August 31, 2018.

## **Ensures that districts will be:**

- Held accountable for the quality of their financial management practices and
- Achieve improved performance in the management of their financial resources

# Financial Management Rating

2017-2018	2018-2019
Name: Medina Valley ISD Status: <b>Passed</b> Rating: A = Superior District Score: 100	Name: Medina Valley ISD Status: <b>Passed</b> Rating: A = Superior District Score: 100

## Determination of Rating

2017-2018	2018-2019
<b>A: Superior (90-100)</b> B: Above Standard (80-89) C: Meets Standard (60-79) F: Substandard Achievement (<60)	<b>A: Superior (90-100)</b> B: Above Standard (80-89) C: Meets Standard (60-79) F: Substandard Achievement (<60)

# Indicator 1

Indicator Description	17-18	18-19
<p>Was the complete annual financial report (AFR and data submitted to the TEA within 30 days of the November 27 or January 28 deadline depending on the school district's fiscal year end date of June 30 or August 31, respectively?</p> <p><i>Response: Medina Valley ISD's Annual Financial Report for fiscal year ended August 31, 2018 was filed with the Texas Education Agency before the deadline.</i></p>	<b>Yes</b>	<b>Yes</b>

# Indicator 2A

Indicator Description	18-19	19-20
Review the AFR for an unmodified opinion and material weaknesses. The school district must pass 2.A to pass this indicator. The school district fails indicator number 2 if it responds “No” to indicator 2.a. or to both indicators 2.A and 2.B.		
<p>Was there an unmodified opinion in the AFR on the financial statements as a whole? (The American Institute of Certified Public Accountants (AICPA) define unmodified opinion. The external independent auditor determines if there was an unmodified opinion.)</p> <p><b><i>Response: Yes, the opinion expressed by our independent auditors on the August 31, 2018 audit report was an Unmodified Opinion.</i></b></p>	<b>Yes</b>	<b>Yes</b>

# Indicator 2B

Indicator Description	17-18	18-19
<p>Did the external independent auditor report that the AFR was free of any instance(s) of material weaknesses in internal controls over financial reporting and compliance for local, state, or federal funds? (The AICPA defines material weakness.)</p> <p><i>Response: Yes, our independent auditors reported that the August 31, 2018 AFR was free of any instance(s) of material weakness in internal controls.</i></p>	<b>Yes</b>	<b>Yes</b>

# Indicator 3

Indicator Description	17-18	18-19
<p>Was the school district in compliance with the payment terms of all debt agreements at fiscal year end? (If the school district was in default in a prior fiscal year, an exemption applies in following years if the school district is current on its forbearance or payment plan with the lender and the payments are made on schedule for the fiscal year being rated. Also exempted are technical defaults that are not related to monetary defaults. A technical default is a failure to uphold the terms of a debt covenant, contract, or master promissory note even though payments to the lender, trust, or sinking fund are current. A debt agreement is a legal agreement between a debtor (person, company, etc. that owes money) and their creditors, which includes a plan for paying back the debt.)</p> <p><b><i>Response: Medina Valley ISD had no instance of default on bonded indebtedness obligations for fiscal year ending 2018.</i></b></p> <p><b><i>This indicator seeks compliance with laws, rules, and regulations.</i></b></p>	<b>Yes</b>	<b>Yes</b>

# Indicator 4

Indicator Description	17-18	18-19
<p>Did the school district make timely payments to the Teachers Retirement System (TRS), Texas Workforce Commission (TWC), Internal Revenue Service (IRS), and other government agencies?</p> <p><i>Response: Medina Valley ISD made timely payments to government agencies for the fiscal year ending 2018.</i></p> <p><i>This indicator will be considered PASSED if the district made timely payments to the TRS, TWC, IRS, and other governmental agencies.</i></p>	<p><b>Yes</b></p>	<p><b>Yes</b></p>

# Indicator 5

Indicator Description	17-18	18-19
This Indicator is no longer being scored	Yes	NA

# Indicator 6

Indicator Description	17-18	18-19
<p>Was the number of days of cash on hand and current investments in the general fund for the school district sufficient to cover operating expenditures (excluding facilities acquisition and construction)?</p> <p><i>Response: Medina Valley ISD's number of days of cash on hand is 167.2398 days for fiscal year ended 2018.</i></p> <p><i>This indicator focuses on the solvency of the entity by calculating days cash on hand and assigns points based on greater than or equal to 90 days being worth 10 points.</i></p>	<b>10</b>	<b>10</b>

# Indicator 7

Indicator Description	17-18	18-19
<p>Was the measure of current assets to current liabilities ratio for the school district sufficient to cover short-term debt?</p> <p><i>Response: Medina Valley ISD's measure of current assets to current liabilities ratio was 5.1808 for 2018.</i></p> <p><i>This indicator is a standard ratio used in commercial lending that calculates the district's current ratio and assigns points based on greater than or equal to 3 being worth 10 points.</i></p>	<b>10</b>	<b>10</b>

# Indicator 8

Indicator Description	17-18	18-19
<p>Was the ratio of long-term liabilities to total assets for the school district sufficient to support long-term solvency? (If the school district's change of students in membership over 5 years was 7 percent or more, then the school district passes this indicator.)</p> <p><i>Response: Medina Valley ISD had an increase in student membership of .07, which provides the district the full points allowed.</i></p> <p><i>This indicator calculates the district's ratio of long-term liabilities to total assets and assigns points based on less than or equal to 0.60 being worth 10 points.</i></p>	<p><b>10</b></p>	<p><b>10</b></p>

# Indicator 9

Indicator Description	17-18	18-19
<p>Did the school district's general fund revenues equal or exceed expenditures (excluding facilities acquisition and construction)? If not, was the school district's number of days of cash on hand greater than or equal to 60 days?</p> <p><i>Response: Medina Valley ISD's ratio for the 2018 school year was 8.04%.</i></p> <p><i>This indicator seeks to prove that general fund revenue equal or exceed expenditures and assigns points based on greater or equal to 0.00% being worth 10 points.</i></p>	<b>10</b>	<b>10</b>

# Indicator 10

Indicator Description	17-18	18-19
<p>Was the debt service coverage ratio sufficient to meet the required debt service?</p> <p><i>Response: Medina Valley ISD's ratio for the 2018 school year was 1.8171.</i></p> <p><i>This indicator calculates the debt service coverage ratio and assigns points based on greater or equal to 1.20 being worth 10 points.</i></p>	<b>10</b>	<b>10</b>

# Indicator 11

Indicator Description	17-18	18-19
<p>Was the school district's administrative cost ratio equal to or less than the threshold ratio?</p> <p><i>Response: Medina Valley ISD's administrative cost ratio was .1007 for 2018.</i></p> <p><i>TEA and state law sets a cap on the percentage of their budget that Texas school districts can spend on administration based on district size. For districts in Medina Valley ISD's category, the administrative cost ratio should fall below 11.51% to be awarded the 10 points.</i></p>	<b>10</b>	<b>10</b>

# Indicator 12

Indicator Description	17-18	18-19
<p>Did the school district not have a 15 percent decline in the students to staff ratio over 3 years (total enrollment to total staff)? (If the student enrollment did not decrease, the school district will automatically pass this indicator.)</p> <p><i>Response: Medina Valley ISD had an increase in students student enrollment earning the full 10 points for this indicator.</i></p>	<b>10</b>	<b>10</b>

# Indicator 13

Indicator Description	17-18	18-19
<p>Did the comparison of Public Education Information Management System (PEIMS) data to like information in the school district's AFR result in a total variance of less than 3 percent of all expenditures by function?</p> <p><i>Response: Medina Valley ISD's data quality measure was 3.0% for 2018.</i></p> <p><i>This indicator measures the quality of data reported to PEIMS and in the Annual Financial Report to make certain that the data reported in each case "matches up." If the difference in numbers reported in any funds type is more than three percent, the district fails this measure and receives zero points.</i></p>	<b>10</b>	<b>10</b>

# Indicator 14

Indicator Description	17-18	18-19
<p>Did the external independent auditor indicate the AFR was free of any instance(s) of material noncompliance for grants, contract, and laws related to local, state, or federal funds? (The AICPA defines material noncompliance.)</p> <p><i>Response: Medina Valley ISD's external auditors indicated the AFR was free of material non-compliance for 2018.</i></p> <p><i>This indicator covers material noncompliance in local, state, and federal funds in the AFR and awards points based on free of any instances being worth 10 points.</i></p>	<b>10</b>	<b>10</b>

# Indicator 15

Indicator Description	17-18	18-19
<p>Did the school district not receive an adjusted repayment schedule for more than one fiscal year for an over allocation of Foundation School Program (FSP) funds as a result of a financial hardship?</p> <p><i>Response: Medina Valley ISD did not receive an adjusted repayment schedule for more than one fiscal year for an over allocation of Foundation School Program funds as a result of a financial hardship during 2018.</i></p> <p><i>This indicator identifies school districts that cannot repay FSP funds without requesting an adjustment to their current repayment plan of FSP funds with the TEA and awards 10 points for not receiving an adjusted repayment schedule.</i></p>	<p><b>10</b></p>	<p><b>10</b></p>
	<p><b>Total Score</b></p> <p><b>100</b></p>	<p><b>Total Score</b></p> <p><b>100</b></p>

# Reimbursements Received by the Board Members and Superintendent

For the Twelve Month Period  
Ended August 31, 2018

Description	Shannon Beasley Board Member	Darren Calvert Board Member	Jennilea Campbell Board Member	Mario De Leon Board Member	Terry Groff Board Member	Bruce Haby Board Member	Beth Zinsmeyer Board Member	Kenneth Rohrbach Superintendent
Meals	\$92.00	\$92.00	\$81.00	\$92.00	\$92.00	\$83.00	\$45.00	\$207.04
Lodging								\$703.84
Transportation		\$3.11	\$317.51	\$542.44				\$2,387.67
Motor Fuel								
Other								
<b>Total</b>	\$92.00	\$95.11	\$398.51	\$634.44	\$92.00	\$83.00	\$45.00	\$3,298.55

# Gifts Received by the Board Members and Superintendent

For the Twelve Month Period  
Ended August 31, 2018

Description	Shannon Beasley Board Member	Darren Calvert Board Member	Jennilea Campbell Board Member	Mario De Leon Board Member	Terry Groff Board Member	Bruce Haby Board Member	Beth Zinsmeyer Board Member	Kenneth Rohrbach Superintendent
<b>Summary of Amounts</b>	<b>\$0.00</b>	<b>\$0.00</b>	<b>\$0.00</b>	<b>\$0.00</b>	<b>\$0.00</b>	<b>\$0.00</b>	<b>\$0.00</b>	<b>\$0.00</b>

# Outside Compensation and/or Fees Received by the Superintendent for Professional Consulting and/or Other Personal Services

For the Twelve Month Period  
Ended August 31, 2018

Name(s) of Entity(ies)	
Kenneth Rohrbach	None
<b>Total</b>	

# Business Transactions Between School District and Board Members

For the Twelve Month Period  
Ended August 31, 2018

Description	Shannon Beasley Board Member	Darren Calvert Board Member	Jennilea Campbell Board Member	Mario De Leon Board Member	Terry Groff Board Member	Bruce Haby Board Member	Beth Zinsmeyer Board Member
<b>Summary of Amounts</b>	<b>None</b>	<b>None</b>	<b>None</b>	<b>None</b>	<b>None</b>	<b>None</b>	<b>None</b>

# Questions


**Financial Integrity Rating System of Texas**
**2018-2019 RATINGS BASED ON SCHOOL YEAR 2017-2018 DATA -  
DISTRICT STATUS DETAIL**
**Name: MEDINA VALLEY ISD(163908)**
**Publication Level 1:** 8/7/2019 3:33:27 PM

**Status: Passed**
**Publication Level 2:** 8/8/2019 2:06:12 PM

**Rating:** A = Superior

**Last Updated:** 8/8/2019 2:06:12 PM

**District Score:** 100

**Passing Score:** 60

#	Indicator Description	Updated	Score
1	<u>Was the complete annual financial report (AFR) and data submitted to the TEA within 30 days of the November 27 or January 28 deadline depending on the school district's fiscal year end date of June 30 or August 31, respectively?</u>	8/6/2019 12:04:04 AM	Yes
2	Review the AFR for an unmodified opinion and material weaknesses. The school district must pass 2.A to pass this indicator. The school district fails indicator number 2 if it responds "No" to indicator 2.A. or to both indicators 2.A and 2.B.		
2.A	<u>Was there an unmodified opinion in the AFR on the financial statements as a whole? (The American Institute of Certified Public Accountants (AICPA) defines unmodified opinion. The external independent auditor determines if there was an unmodified opinion.)</u>	8/6/2019 12:04:04 AM	Yes
2.B	<u>Did the external independent auditor report that the AFR was free of any instance(s) of material weaknesses in internal controls over financial reporting and compliance for local, state, or federal funds? (The AICPA defines material weakness.)</u>	8/6/2019 12:04:04 AM	Yes
3	<u>Was the school district in compliance with the payment terms of all debt agreements at fiscal year end? (If the school district was in default in a prior fiscal year, an exemption applies in following years if the school district is current on its forbearance or payment plan with the lender and the payments are made on schedule for the fiscal year being rated. Also exempted are technical defaults that are not related to monetary defaults. A technical default is a failure to uphold the terms of a debt covenant, contract, or master promissory note even though payments to the lender, trust, or sinking fund are current. A debt agreement is a legal agreement between a debtor (= person, company, etc. that owes money) and their creditors, which includes a plan for paying back the debt.)</u>	8/6/2019 12:04:05 AM	Yes
4	<u>Did the school district make timely payments to the Teachers Retirement System (TRS), Texas Workforce Commission (TWC), Internal Revenue Service (IRS), and other government agencies?</u>	8/6/2019 12:04:05 AM	Yes
5	This indicator is not being scored.		255

			Multiplier Sum
6	<u>Was the number of days of cash on hand and current investments in the general fund for the school district sufficient to cover operating expenditures (excluding facilities acquisition and construction)? (See ranges below.)</u>	8/6/2019 12:04:05 AM	10
7	<u>Was the measure of current assets to current liabilities ratio for the school district sufficient to cover short-term debt? (See ranges below.)</u>	8/6/2019 12:04:06 AM	10
8	<u>Was the ratio of long-term liabilities to total assets for the school district sufficient to support long-term solvency? (If the school district's change of students in membership over 5 years was 7 percent or more, then the school district passes this indicator.) (See ranges below.)</u>	8/6/2019 12:04:06 AM	10
9	<u>Did the school district's general fund revenues equal or exceed expenditures (excluding facilities acquisition and construction)? If not, was the school district's number of days of cash on hand greater than or equal to 60 days?</u>	8/6/2019 12:04:07 AM	10
10	<u>Was the debt service coverage ratio sufficient to meet the required debt service? (See ranges below.)</u>	8/6/2019 12:04:08 AM	10
11	<u>Was the school district's administrative cost ratio equal to or less than the threshold ratio? (See ranges below.)</u>	8/6/2019 12:04:08 AM	10
12	<u>Did the school district not have a 15 percent decline in the students to staff ratio over 3 years (total enrollment to total staff)? (If the student enrollment did not decrease, the school district will automatically pass this indicator.)</u>	8/6/2019 12:04:09 AM	10
13	<u>Did the comparison of Public Education Information Management System (PEIMS) data to like information in the school district's AFR result in a total variance of less than 3 percent of all expenditures by function?</u>	8/6/2019 12:04:10 AM	10
14	<u>Did the external independent auditor indicate the AFR was free of any instance(s) of material noncompliance for grants, contracts, and laws related to local, state, or federal funds? (The AICPA defines material noncompliance.)</u>	8/6/2019 12:04:10 AM	10
15	<u>Did the school district not receive an adjusted repayment schedule for more than one fiscal year for an over allocation of Foundation School Program (FSP) funds as a result of a financial hardship?</u>	8/6/2019 12:04:10 AM	10
			100 Weighted Sum
			1 Multiplier Sum
			100 Score

## DETERMINATION OF RATING

256

- A.** Did the district answer 'No' to Indicators 1, 3, 4, or 2.A? If so, the school district's rating is **F for Substandard Achievement** regardless of points earned.

**B.** Determine the rating by the applicable number of points. (Indicators 6-15)

<b>A = Superior</b>	90-100
<b>B = Above Standard</b>	80-89
<b>C = Meets Standard</b>	60-79
<b>F = Substandard Achievement</b>	<60

**No Rating = A school district receiving territory that annexes with a school district ordered by the commissioner under TEC 13.054, or consolidation under Subchapter H, Chapter 41. No rating will be issued for the school district receiving territory until the third year after the annexation/consolidation.**

Home Page: [Financial Accountability](#) | Send comments or suggestions to [FinancialAccountability@tea.texas.gov](mailto:FinancialAccountability@tea.texas.gov)

THE **TEXAS EDUCATION AGENCY**  
1701 NORTH CONGRESS AVENUE · AUSTIN, TEXAS, 78701 · (512) 463-9734

FIRST 5.7.1.0

# District of Innovation



Medina Valley ISD  
Public Hearing  
December 16, 2019

# What is a District of Innovation?



- A concept passed in the 84<sup>th</sup> Legislative Session in House Bill 1842.
- Provides traditional school districts most of the flexibilities available to open-enrollment charter schools in Texas.
- To access these flexibilities, a school district must adopt an innovation plan, as set forth in Texas Education Code Chapter 12A.

## Who is eligible?



Districts are eligible if the most recent district accountability rating is at least acceptable (“C” or met standard).

# How do I become an Innovation District?



- Process begins with either a board of trustees resolution or by signed petition from a majority of your district-level advisory committee.
- Board conducts a public hearing to consider developing an innovation plan.
- Within 30 days of public hearing Board must formally decide to pursue or decline the opportunity.

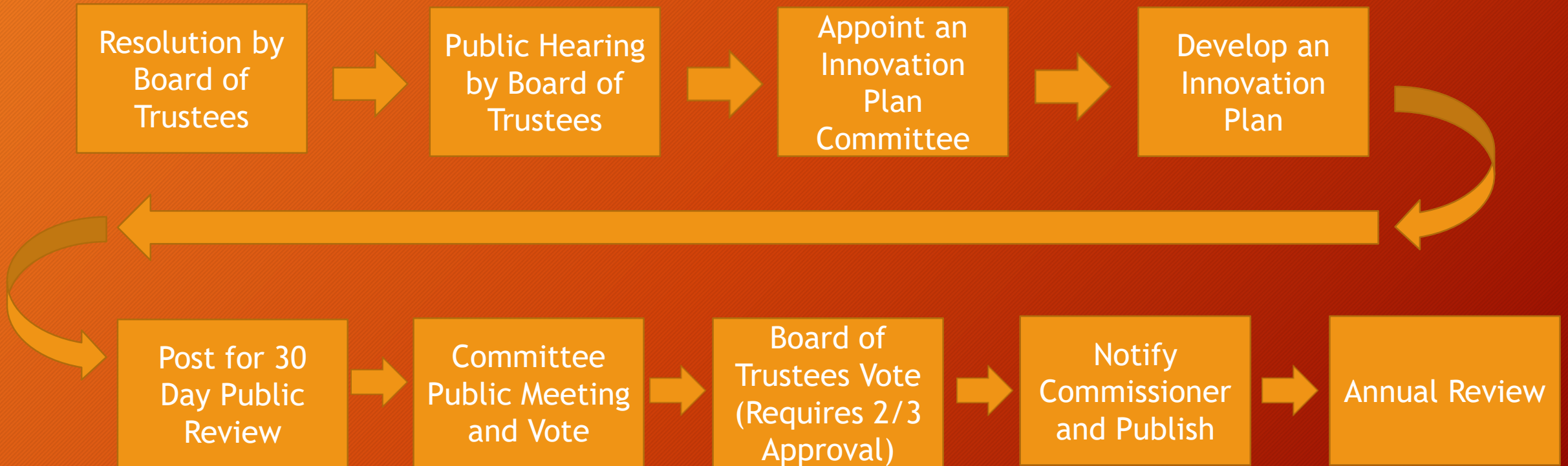
# Innovation Plan



The plan must:

- Provide for a comprehensive educational program for the district, which program may include:
  - a) Innovative curriculum, instructional methods, and provisions regarding community participation, campus governance, and parental involvement;
  - b) modifications to the school day or year;
  - c) provisions regarding the district budget and sustainable program funding;
  - d) accountability and assessment measures that exceed the requirements of state and federal law; and
  - e) any other innovations prescribed by the board of trustees; and
- Identifies requirements imposed by this code that inhibit the goals of the plan and from which the district should be exempted on adoption of the plan.

# Overview of Process for Becoming a District of Innovation





# Questions and Comments