

**Medina Valley Independent School District
Board of Trustees
Regular Meeting on Monday, March 27, 2023 at 6:30 PM
Medina Valley ISD Central Office Board Room**

A Regular Board Meeting of the MVISD Board of Trustees was held on Monday, March 27, 2023, beginning at 6:30 PM at/on Medina Valley ISD Central Office Board Room.

I. First Order of Business

- A Establish a Quorum
- B Pledge of Allegiance to the Flag followed by a moment of silence

II. Public Hearing on Texas Academic Performance Report (TAPR)

2

III. Student/Staff Recognition

- A Star Students - Loma Alta Middle School
- B Above & Beyond Service Staff Recognition - Loma Alta Middle School
- C Girls Powerlifting - Leah Bazan, State Qualifier
- D Business Professionals, State Qualifiers: Shleby Cook, Annastasia Williams, Kason Saulter, Aiden Fish, William Gregory, Alyanna Amiscosa, Manuel Ramirez, Natali Alexander, Ryan Quiroz, Tyler Frail, Samantha Noll, Athena Bratten and Amie Johnson
- Business Professionals - State & National Qualifier: Elena Gonzales

30

IV. Public Comment

31

At Regular Board Meetings the Board shall permit public comment on any topic. At all other Board Meetings public comments will be limited to items on the agenda posted with the notice of the meeting. All Public Comments are limited to 5 minutes.

V. Announcements/Communications/Presentations

- A Demographic Report - 4th Quarter
- B Medina Valley ISD High School #2 Update
- C Construction Update
- D Financial Briefing
- E Superintendent Briefing
- F MVISD Board Norms
- G Board Committee Reports
 - Finance & Operations Committee - Matt Castiglione, Committee Chair
 - Construction Committee - Shannon Beasley, Committee Co-Chair

32

49

57

81

85

96

VI. Discussion and Possible Action Items

A Consent Agenda Items

- 1 Minutes of Regular Board Meeting on February 27, 2023 and Board Workshop on March 6, 2023
- B Consider revised 2023-2024 Academic Calendar

98

103

VII. Closed Session

- A Consultation with Attorney (TX Govt. Code Section 551.071)
- B Personnel Matters (TX Govt. Code Section 551.074)
 - Professional contract recommendations
 - Professional contract renewals
 - Superintendent's Evaluation Instrument
 - Administrative/Professional Pay Schedule
- C Deliberation Regarding Real Property (TX Govt. Code Section 551.072)

VIII. Continued Discussion and Possible Action Items

- A Consider title changes and new positions for the 2023-2024 year
- B Consider professional contract recommendations
- C Consider professional contract renewals
- D Consider 2023 Superintendent Evaluation Instrument
- E Consideration of future meeting dates

105

IX. Adjournment

(Items do not have to be taken in the same order as shown on the meeting agenda.)

Texas Academic Performance Report (TAPR)

Texas Progress Reporting System (TPRS)

2021-2022

Medina Valley ISD



MEDINA VALLEY
INDEPENDENT SCHOOL DISTRICT

Overview

The intent of the TAPR presentation is to provide information on Medina Valley ISD in the following categories:

- STAAR Performance
- Attendance Rate
- Graduation Rate
- CCMR Performance
- Student demographic information
- Staff information
- Violent or criminal acts on campuses
- Performance in college of previous year graduates
- Progress on early literacy, mathematics proficiency, and CCMR goals

Mission and Vision

Mission

Medina Valley ISD exists to develop, cultivate, and inspire self-directed critical thinkers and lifelong learners who strive to achieve their highest potential.

Vision

Medina Valley ISD will empower students to exhibit the attributes of the District Profile of a Graduate, which are:

- Citizenship
- Communications
- Academics
- Problem Solver
- Well-Rounded

Texas Education Agency
2022 Accountability Ratings Overall Summary
 MEDINA VALLEY ISD (163908) - MEDINA COUNTY

Accountability Rating Summary

	Component Score	Scaled Score	Rating
Overall		95	A
Student Achievement		94	A
STAAR Performance	57	87	
College, Career and Military Readiness	92	98	
Graduation Rate	100	100	
School Progress		94	A
Academic Growth	76	90	A
Relative Performance (Eco Dis: 47.8%)	75	94	A
Closing the Gaps	96	96	A

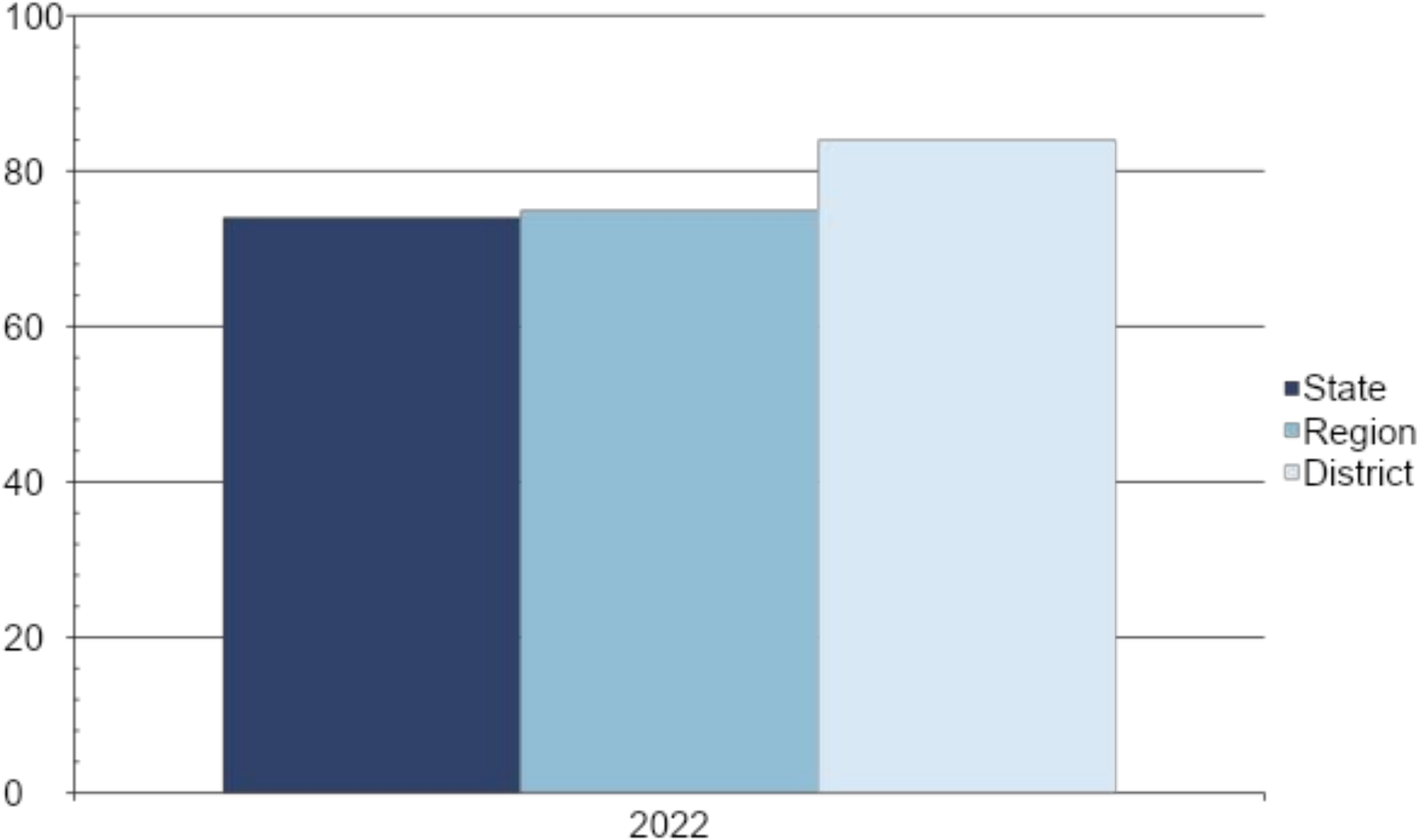
Distinction Designations

✓ **Postsecondary Readiness**

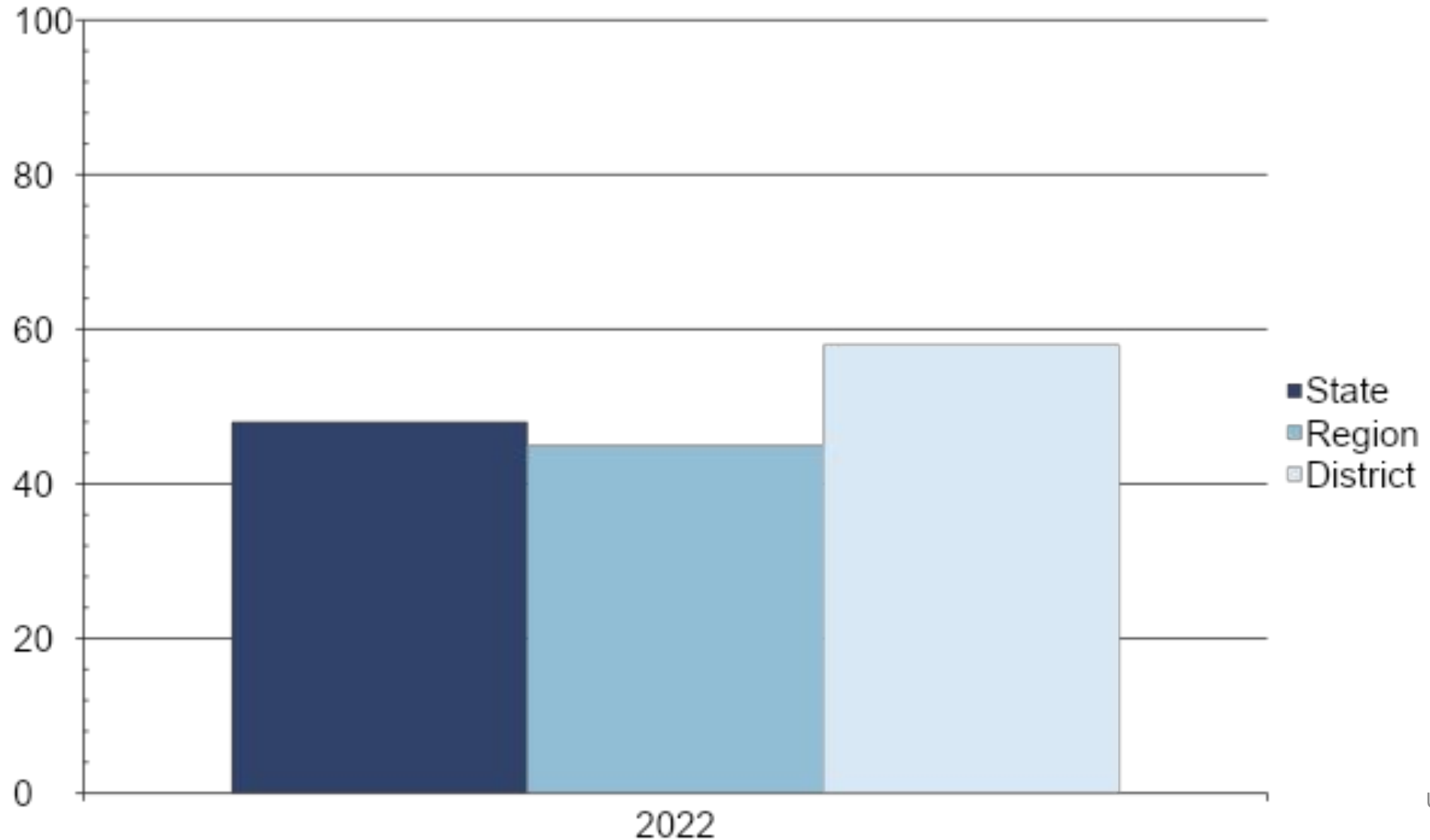
2022 Special Education Determination Status:

Meets Requirements

STAAR Percent at Approaches Grade Level or Above All Grades, All Subjects

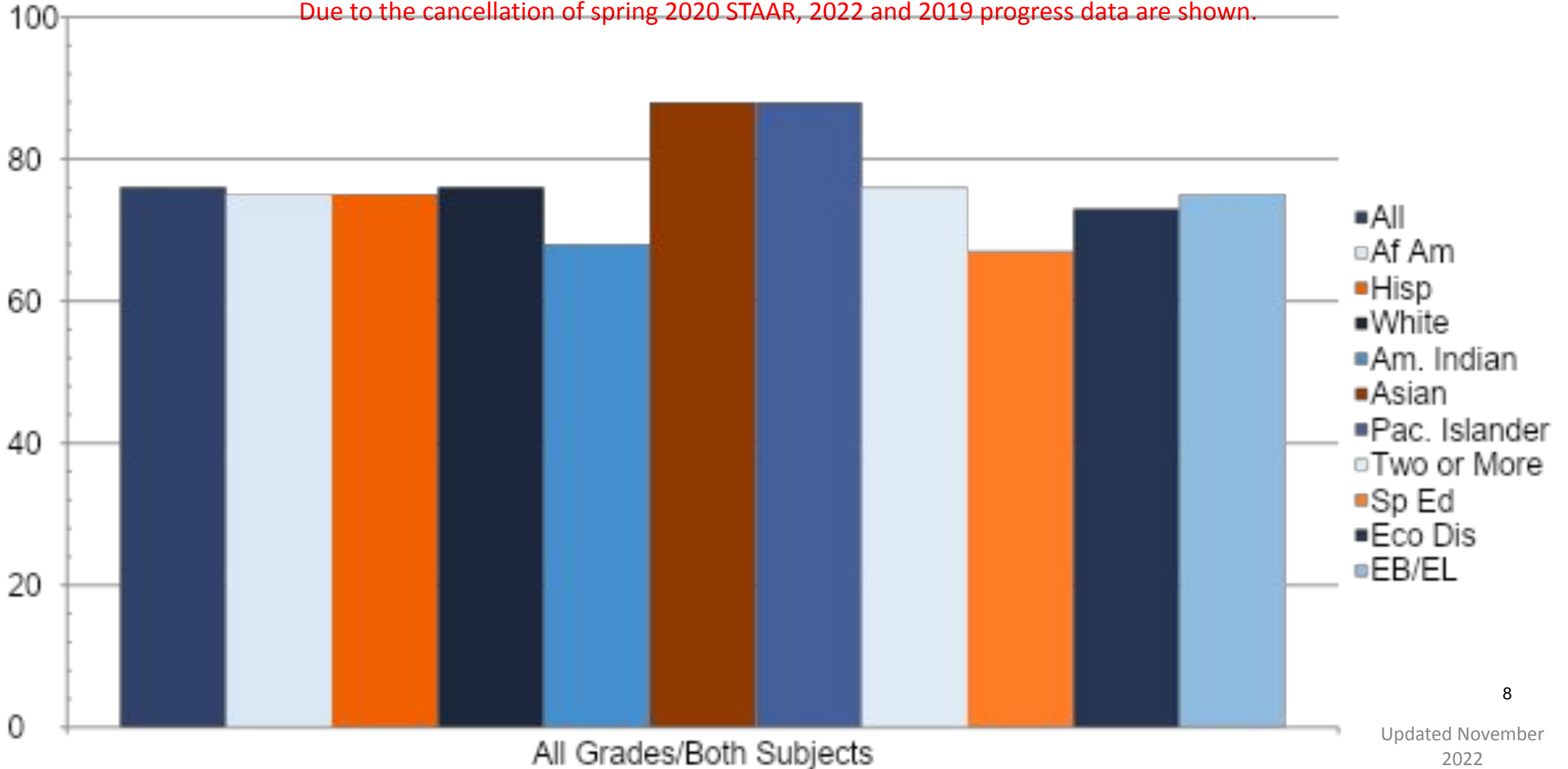


STAAR Percent at Meets Grade Level or Above All Grades, All Subjects



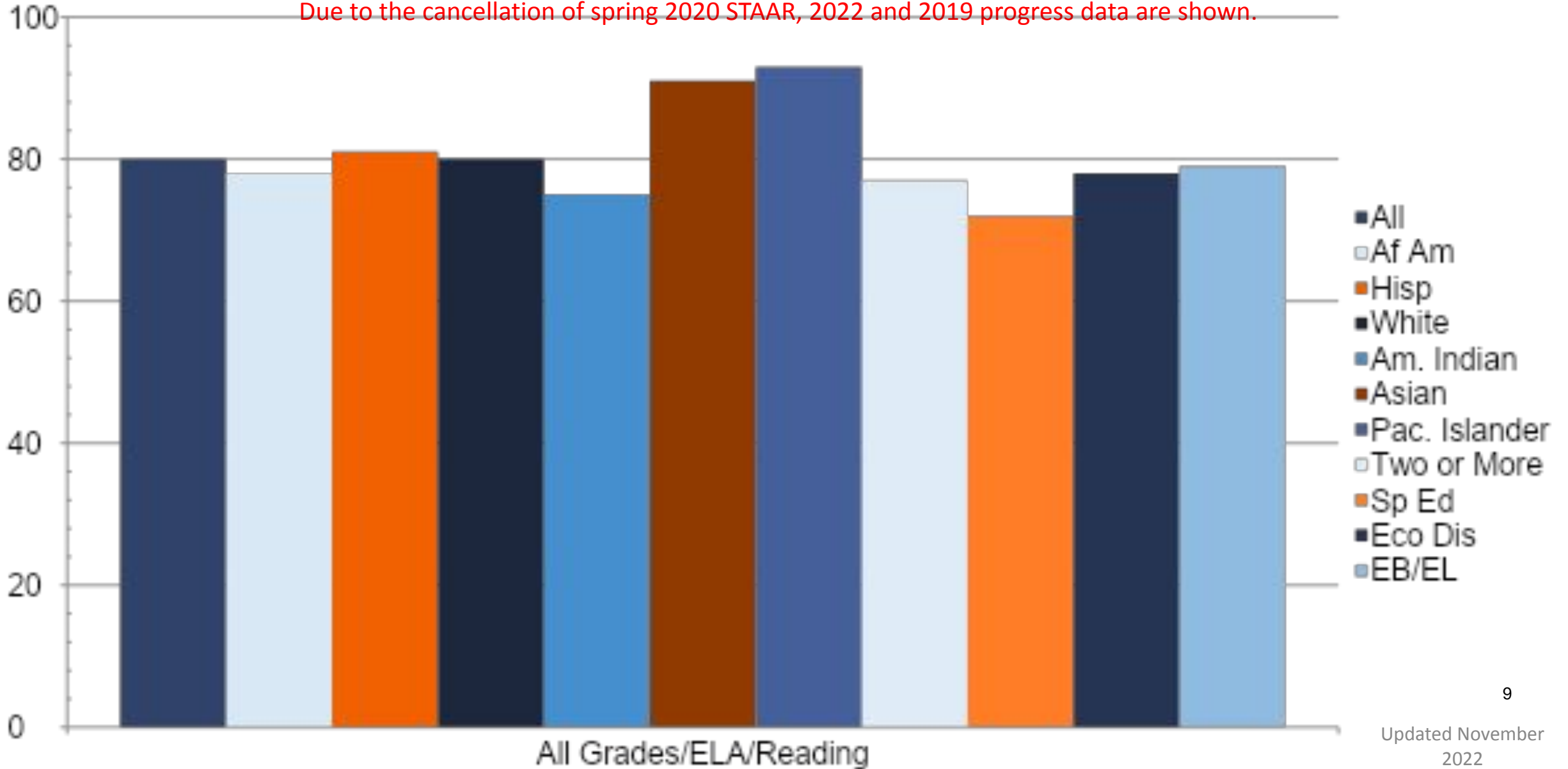
2022 Academic Growth Score All Grades Both Subjects

Due to the cancellation of spring 2020 STAAR, 2022 and 2019 progress data are shown.



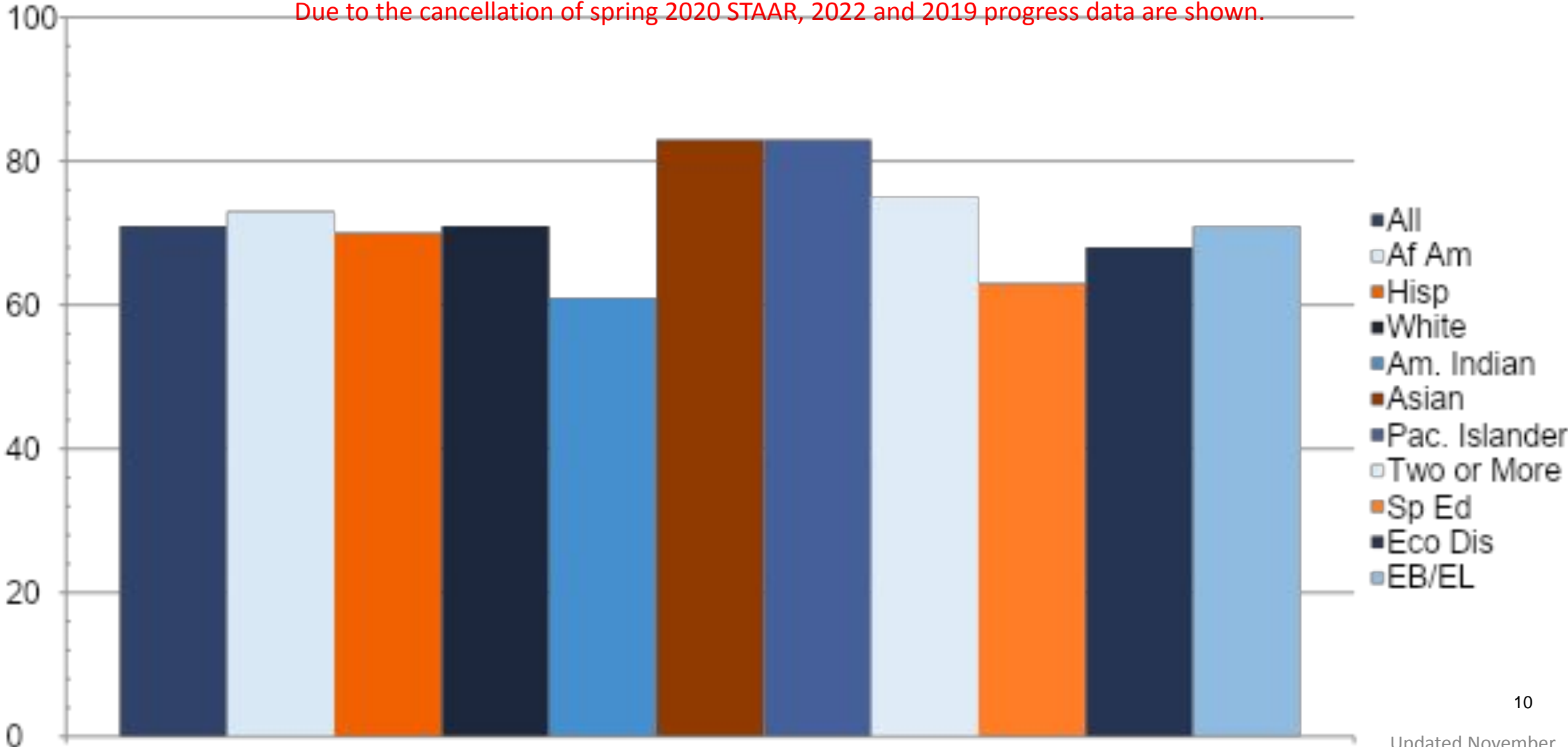
2022 Academic Growth Score All Grades ELA/Reading

Due to the cancellation of spring 2020 STAAR, 2022 and 2019 progress data are shown.



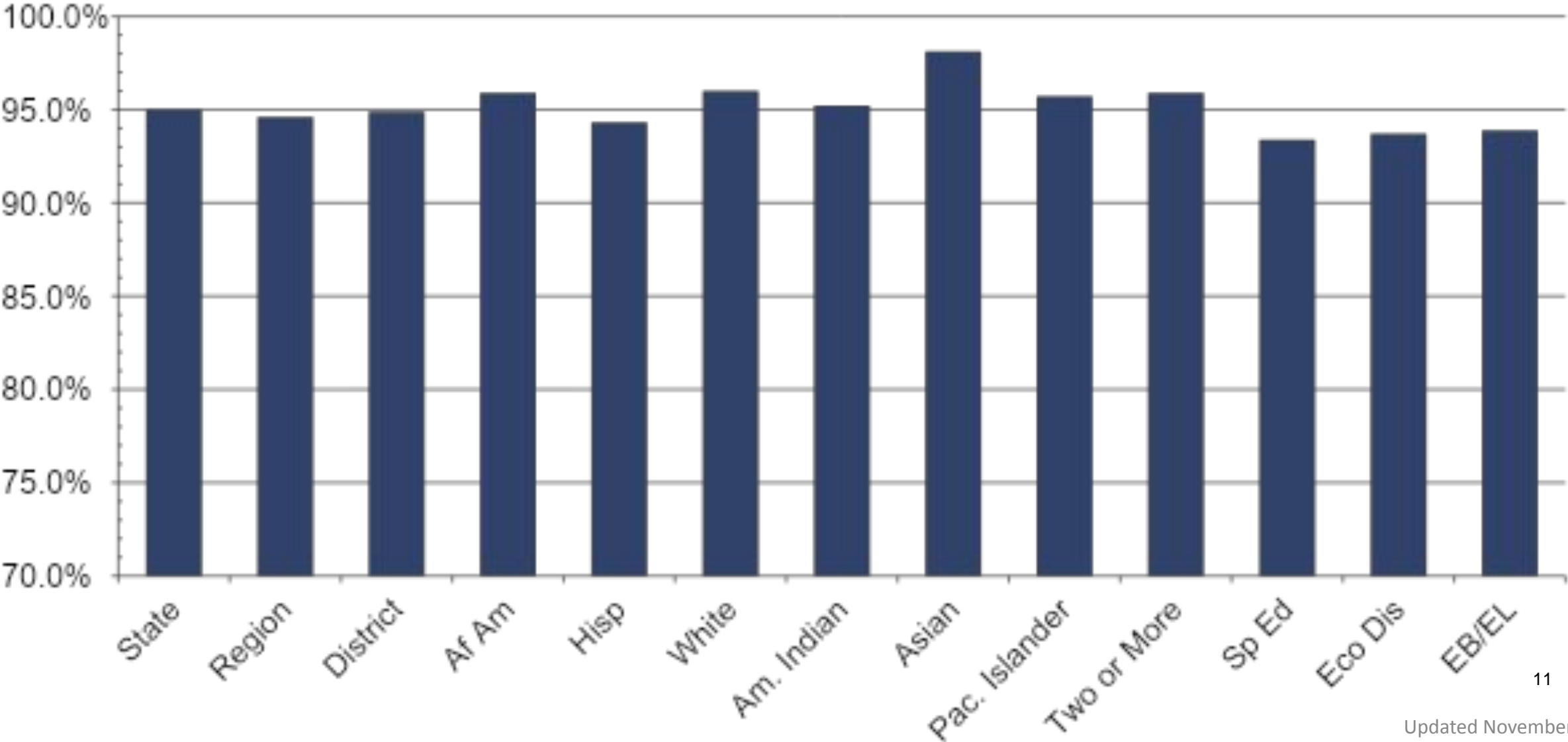
2022 Academic Growth Score All Grades Mathematics

Due to the cancellation of spring 2020 STAAR, 2022 and 2019 progress data are shown.




2022 Attendance

2020-2021 School Year



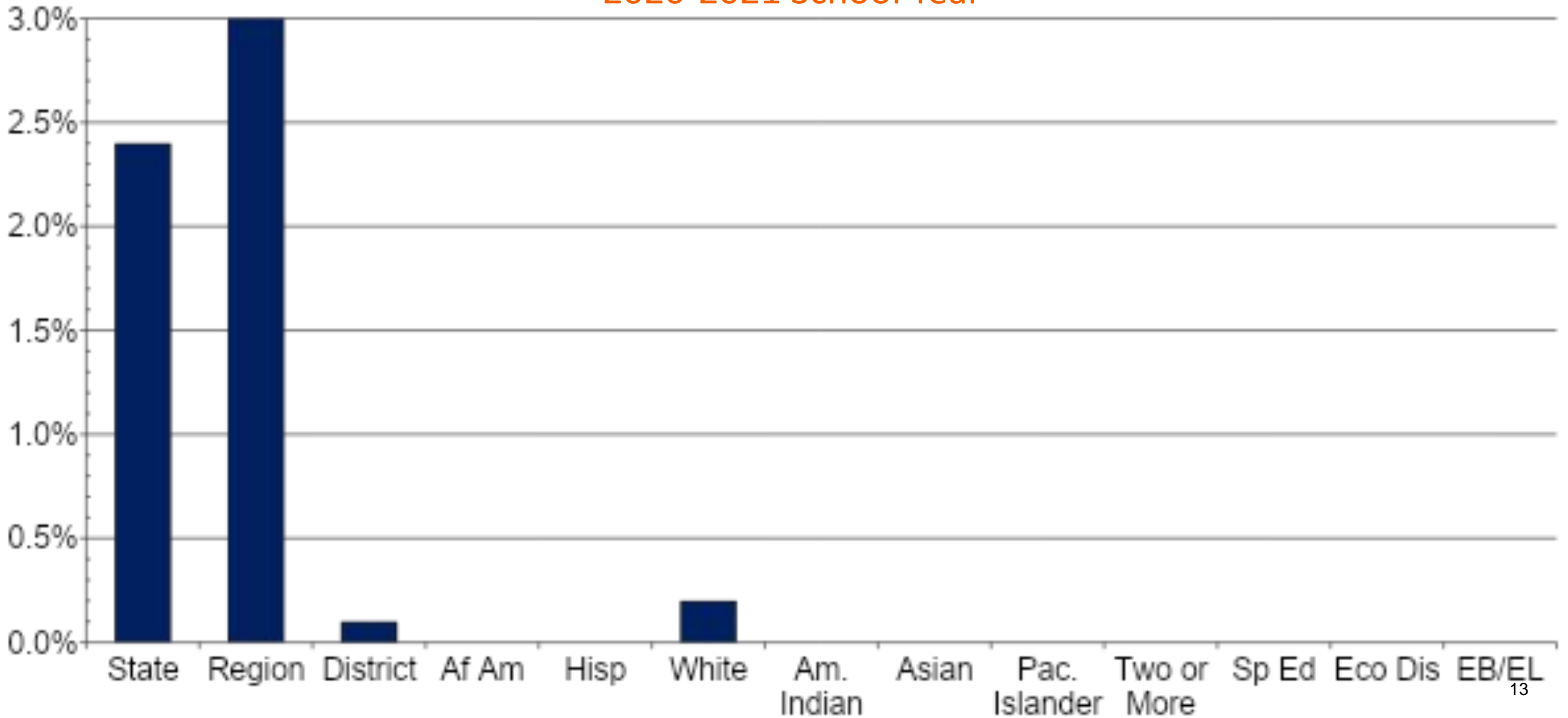
2022 Annual Dropout Rate (Grades 7-8)

2020-2021 School Year



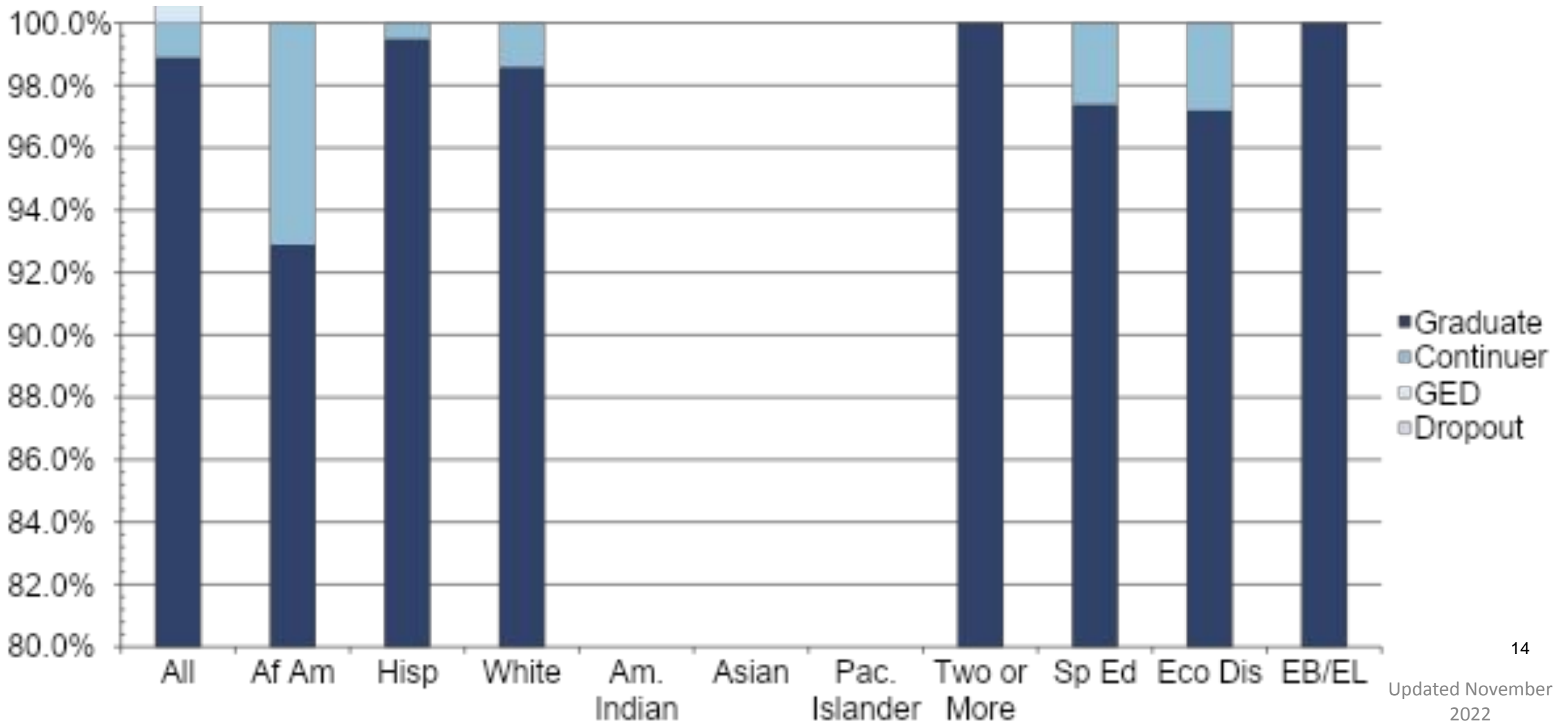
2022 Annual Dropout Rate (Grades 9-12)

2020-2021 School Year

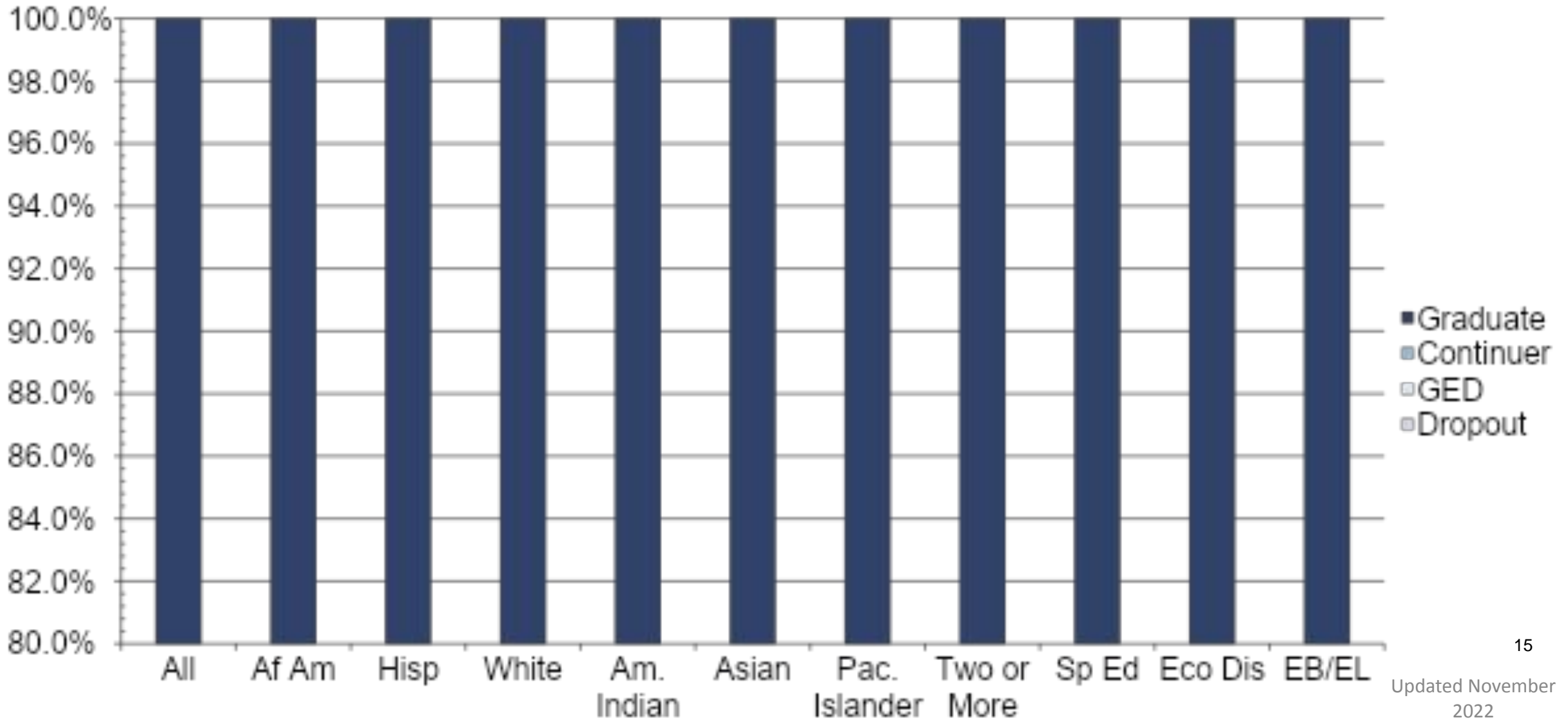


4-Year Longitudinal Graduation Rate (Grades 9-12)

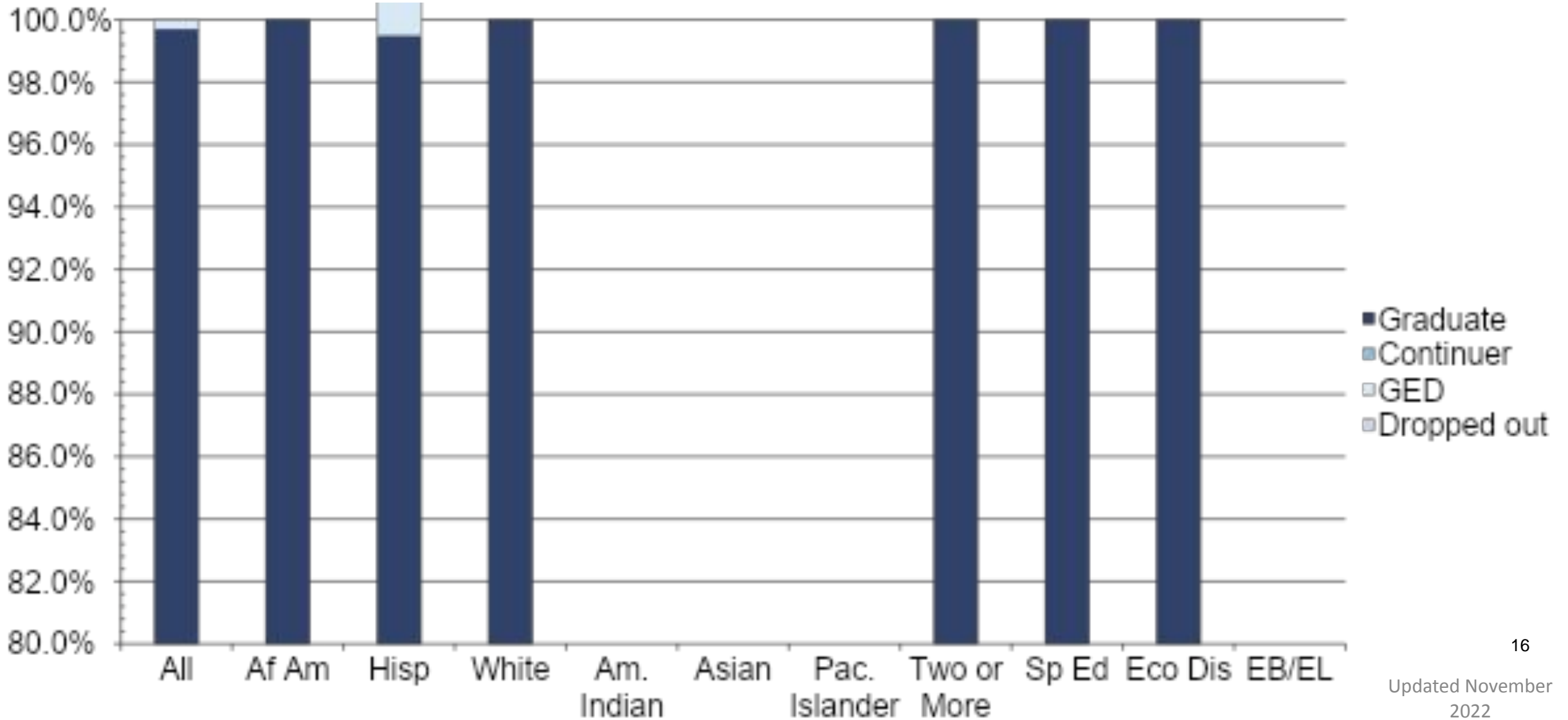
Class of 2021 Cohort



5-Year Extended Longitudinal Graduation Rate (Grades 9-12) Class of 2020 Cohort



6-Year Extended Longitudinal Graduation Rate (Grades 9-12) Class of 2019 Cohort



2021–2022 CCMR

	District	State
College, Career, or Military Ready	91.8%	65.2%
College Ready	88.3%	52.7%
Career or Military Ready	60.7%	24.2%

2021 – 2022 Enrollment by Ethnicity

	District	State
African American	5%	12.8%
Hispanic	64.1%	52.8%
White	25.6%	26.3%
American Indian	.3%	.3%
Asian	.9%	4.8%
Pacific Islander	.2%	.2%
Two or More Races	3.8%	2.9%

2021 – 2022 Student Demographics

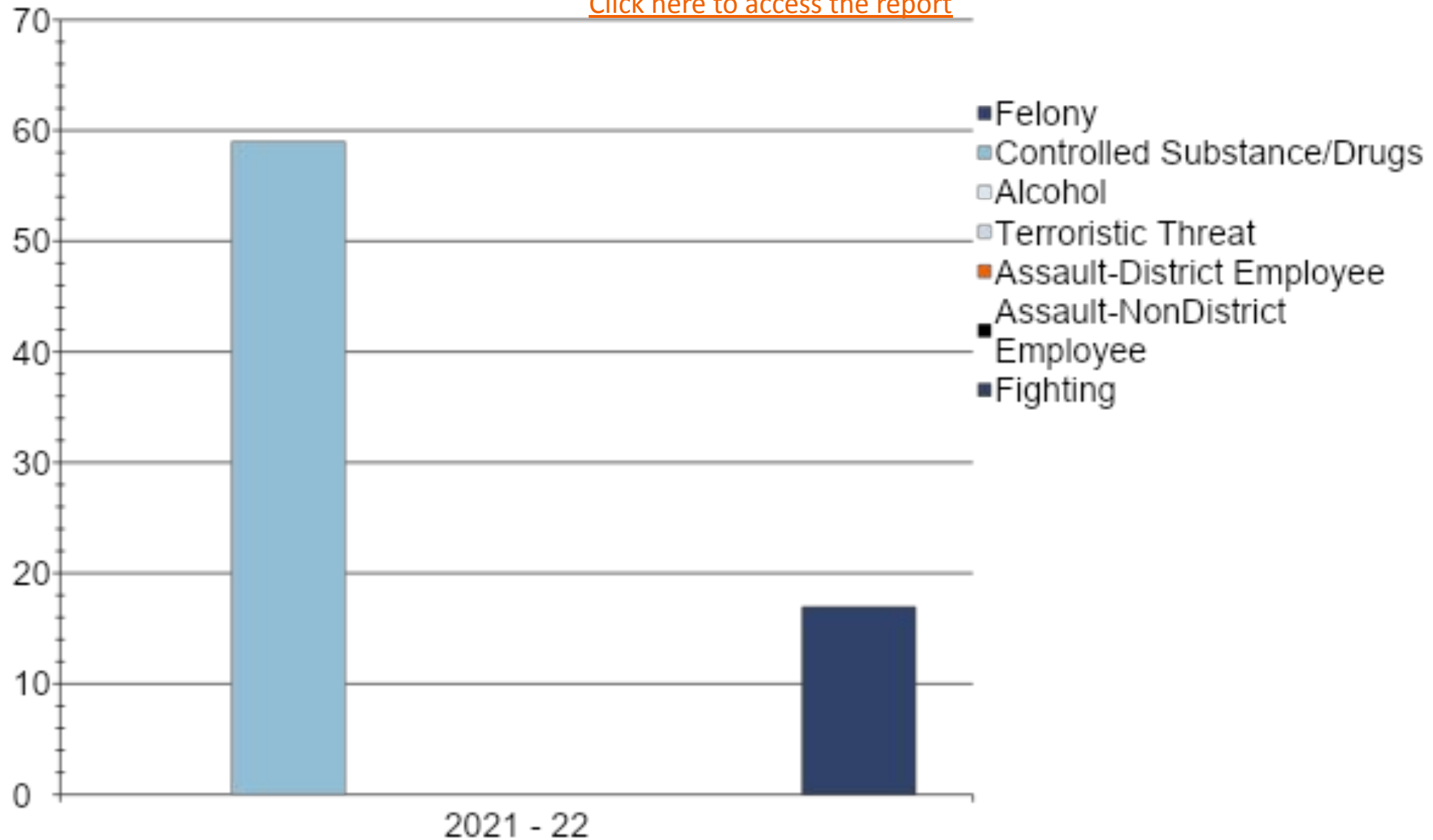
	District	State
Economically Disadvantaged	47.8%	60.7%
Emergent Bilingual/EL	6.3%	21.7%
Section 504	9%	7.4%
Students w/Disciplinary Placements (2020-2021)	.7%	0.6%
At-Risk	53.2%	45.2%
Students with Dyslexia	3.5%	5%
Foster Care	.8%	.3%
Homeless	.6%	1.1%
Military Connected	19.2%	3.3%

2021 – 2022 Enrollment by Program

	District	State
Bilingual/ESL	5.8%	21.9%
Gifted & Talented Education	5.6%	8.0%
Special Education	13.7%	11.6%

Violent and Criminal Incidents

[Click here to access the report](#)



High School Graduates from FY2021
Enrolled in Texas Public or Independent Higher Education in FY 2022

[Click here to get the report](#)

Medina Valley High School	Total Graduates	GPA for 1st Year in Public Higher Education in Texas					
		< 2.0	2.0 – 2.49	2.5 – 2.99	3.0 – 3.49	> 3.5	Unknown
Four-Year Public University	71	17	4	9	13	26	2
Two-Year Public Colleges	73	11	6	11	12	30	3
Independent Colleges & Universities	13						
Not Trackable	5						
Not Found	204						
Total High School Graduates	366						

2021 – 2022 Teachers by Ethnicity

	District	State
African American	2%	11.2%
Hispanic	36.2%	28.9%
White	60.2%	56.4%
Asian	.4%	1.9%
Two or More Races	1.1%	1.2%

2021 – 2022 Teachers by Years of Experience

	District	State
Beginning Teachers	7.9%	7.9%
1-5 Years Experience	26.1%	26.7%
6-10 Years Experience	26.5%	20.6%
11-20 Years Experience	27.9%	28.6%
21-30 Years Experience	10.1%	13.2%
Over 30 Years Experience	1.4%	2.9%

2021 – 2022 Teachers by Highest Degree Held

	District	State
No Degree Held	17.5%	1.4%
Bachelors	61%	72.6%
Masters	21.3%	25.2%
Doctorate	.2%	.8%

2021 – 2022 Teacher Turnover Rate

	District	State
Turnover Rate for Teachers	16.1%	17.7%

PEIMS Financial Standard
Reports/2021–2022 Financial
Actual Report
MVISD

Board Goals

Medina Valley ISD will...

- 1** take a proactive role in planning for our rapidly growing population.
 - 2** ensure proper allocation of funds to support all areas of the district.
 - 3** provide a variety of academic and extracurricular activities that promote well-rounded, career-minded students.
 - 4** foster an environment of parental and community involvement through open communication.
-
- 5** provide relevant and reliable technology for staff, students, and guests.
 - 6** provide and maintain facilities that are appropriate for district programs, while instilling a sense of pride.
 - 7** exceed federal/state/local legislative requirements to develop an educational journey for each student's interests and success.
 - 8** recruit and retain quality staff while offering relevant professional development and leadership opportunities.

For more information, please contact:

Brandi Hendrix

Assistant Superintendent of
Curriculum & Instruction

Brandi.Hendrix@mvisd.org

830-931-2243

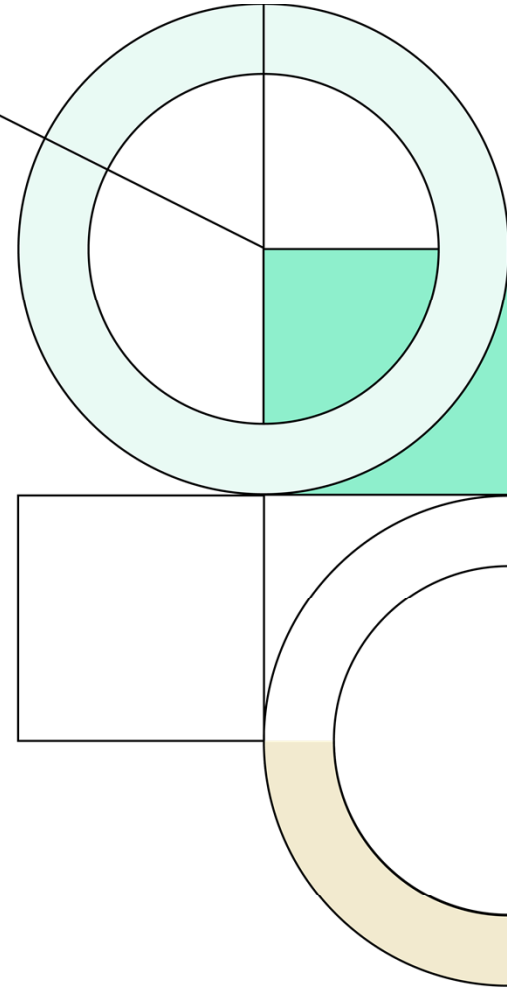
Staff & Student Recognition

Public Comments



4Q22

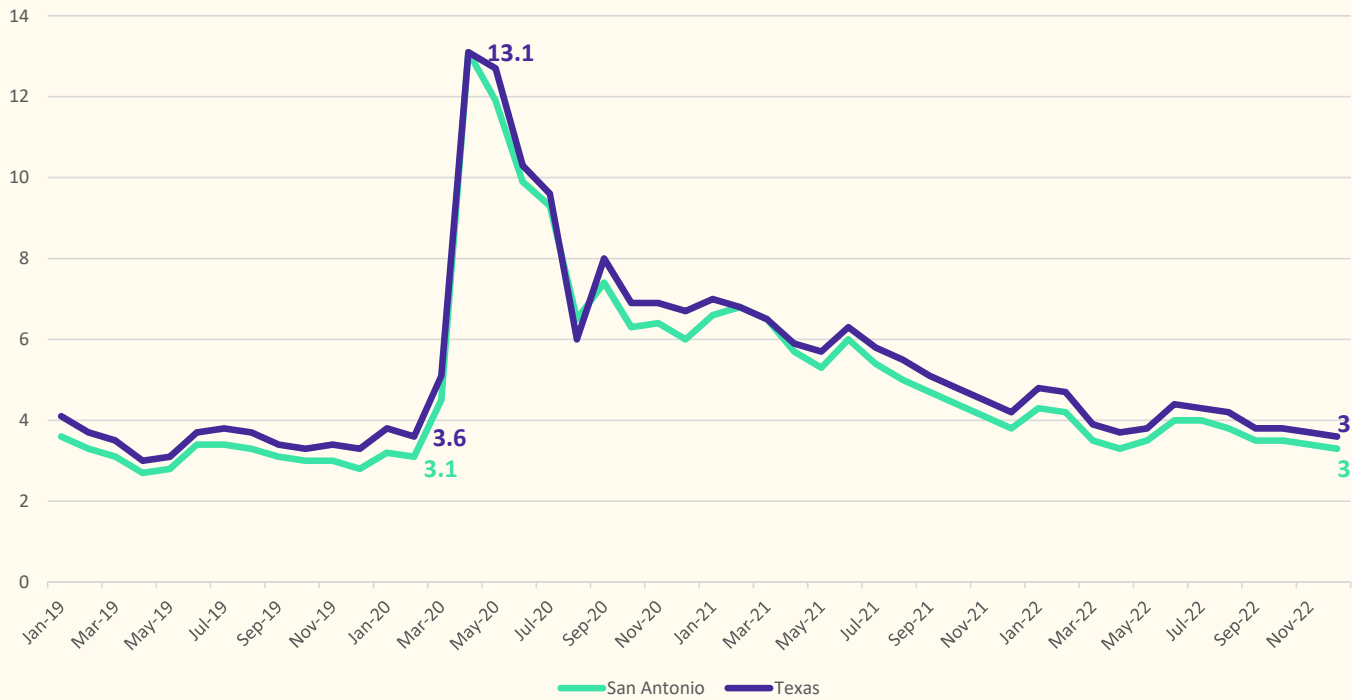
Demographic Report



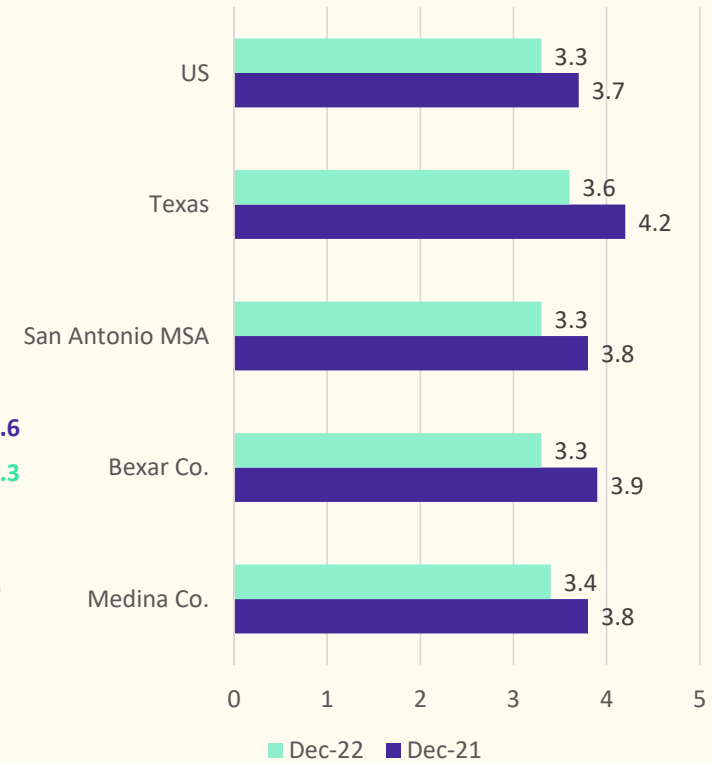


Local Economic Conditions

Unemployment Rate, Jan 2019 – Dec 2022



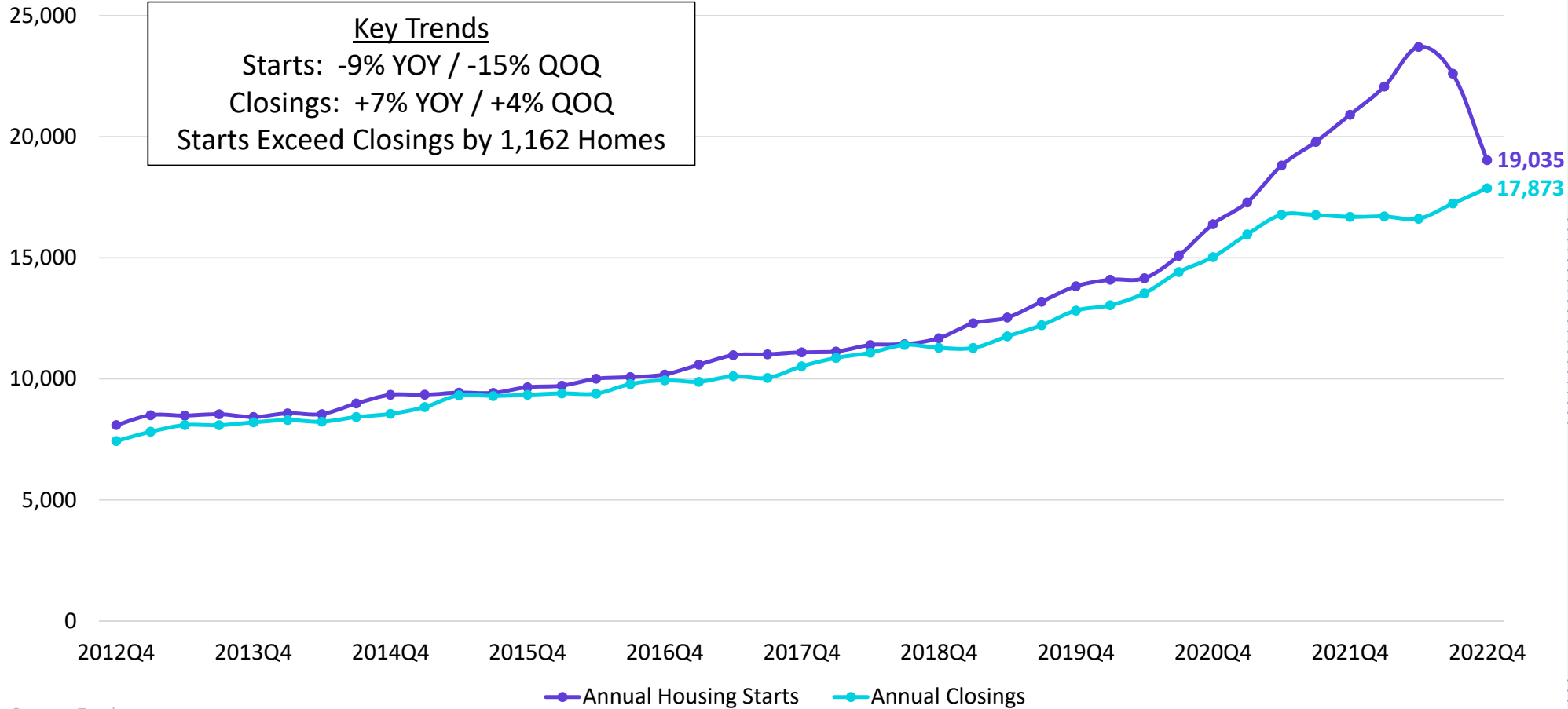
Unemployment Rate, Year Over Year





San Antonio New Home Starts & Closings

Annual Housing Starts vs. Annual Closings



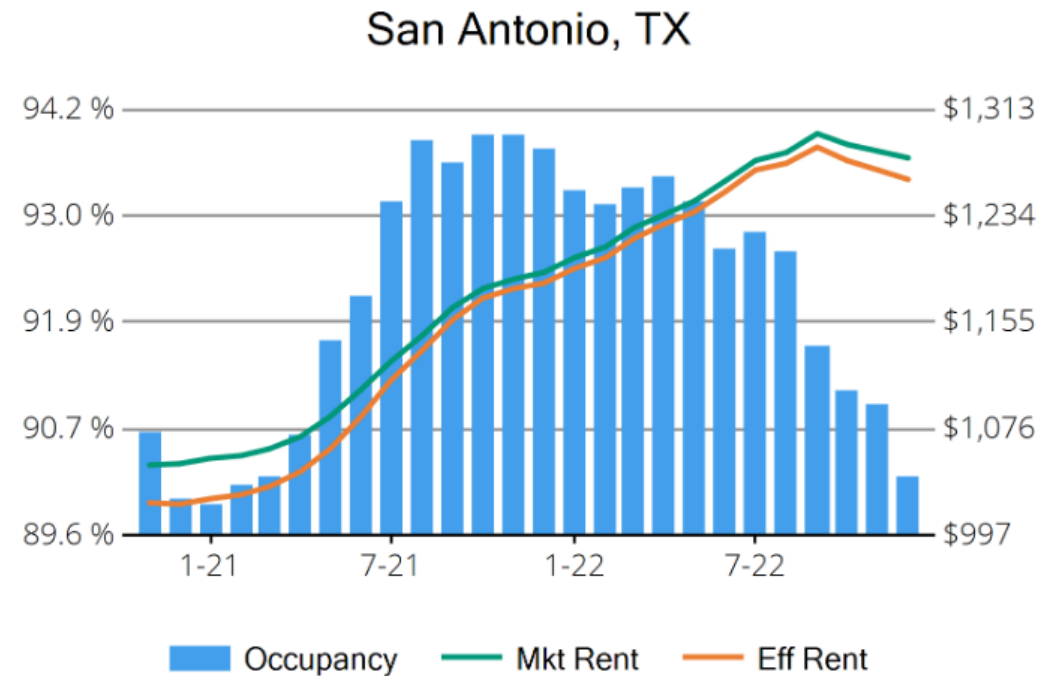
Source: Zonda



Housing Market Trends: Multi-family market- December 2022

Stabilized and Lease-up Properties*

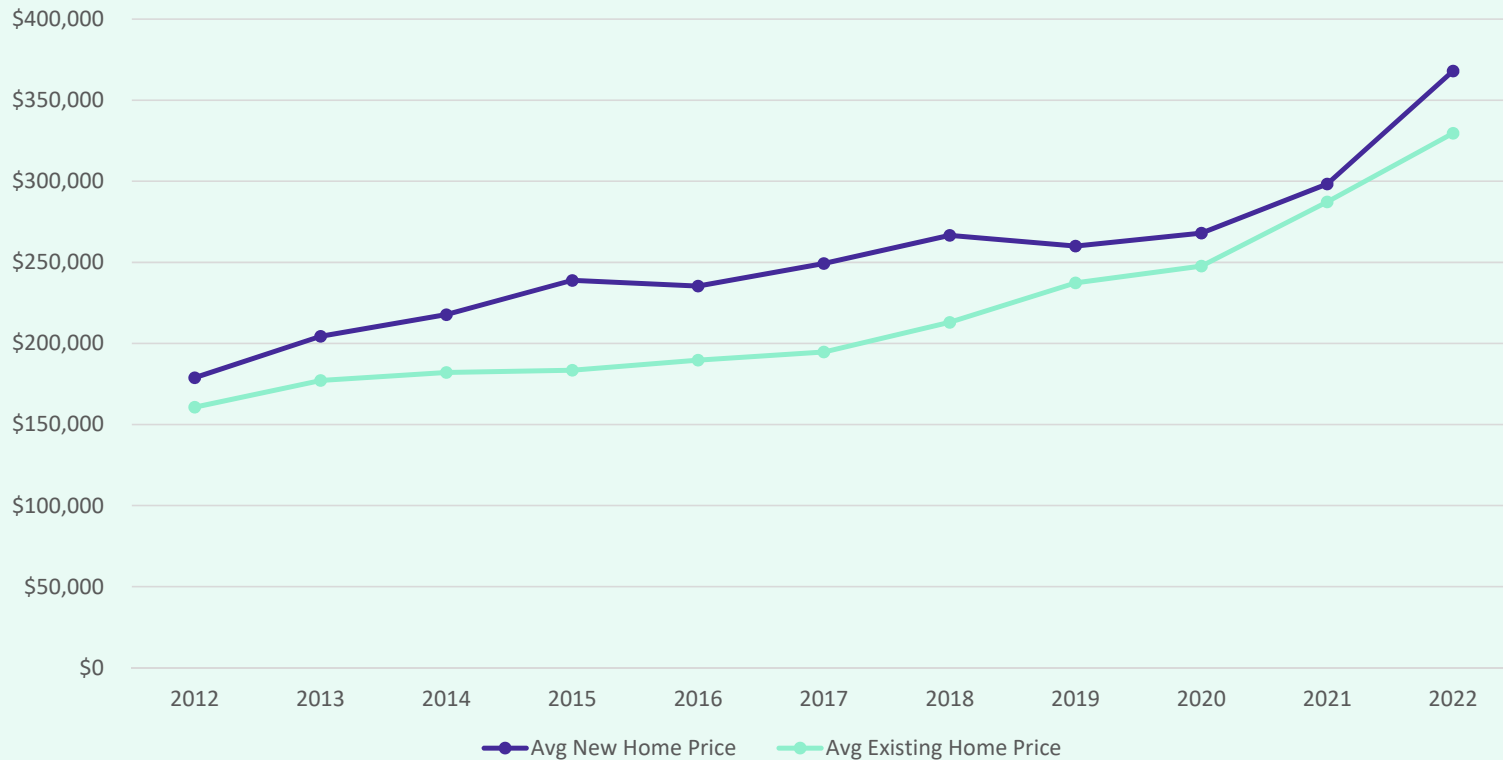
Conventional Properties	Dec 2022	Annual Change
Occupancy	90.2	-4.1%
Unit Change	3,629	
Units Absorbed (Annual)	-4,057	
Average Size (SF)	852	0%
Asking Rent	\$1,277	+7.0%
Asking Rent per SF	\$1.50	+7.0%
Effective Rent	\$1,261	+6.5%
Effective Rent per SF	\$1.48	+6.4%
% Offering Concessions	20%	+19.1%
Avg. Concession Package	5.0%	+36.4%






Medina Valley ISD Housing Market Analysis


Average New vs. Existing Home Sale Price, 2012 - 2022



- Since 2012, the average new home price in MVISD has doubled, a rise of roughly \$189,100
- The average existing home price within the district has doubled, a rise of approx. \$168,970 since 2012



	Avg New Home	Avg Existing Home
2012	\$178,862	\$160,659
2013	\$204,404	\$177,116
2014	\$217,748	\$182,065
2015	\$238,873	\$183,425
2016	\$235,352	\$189,652
2017	\$249,308	\$194,734
2018	\$266,638	\$213,023
2019	\$260,085	\$237,346
2020	\$268,084	\$247,738
2021	\$298,311	\$287,306
2022	\$367,968	\$329,629





San Antonio New Home Ranking Report

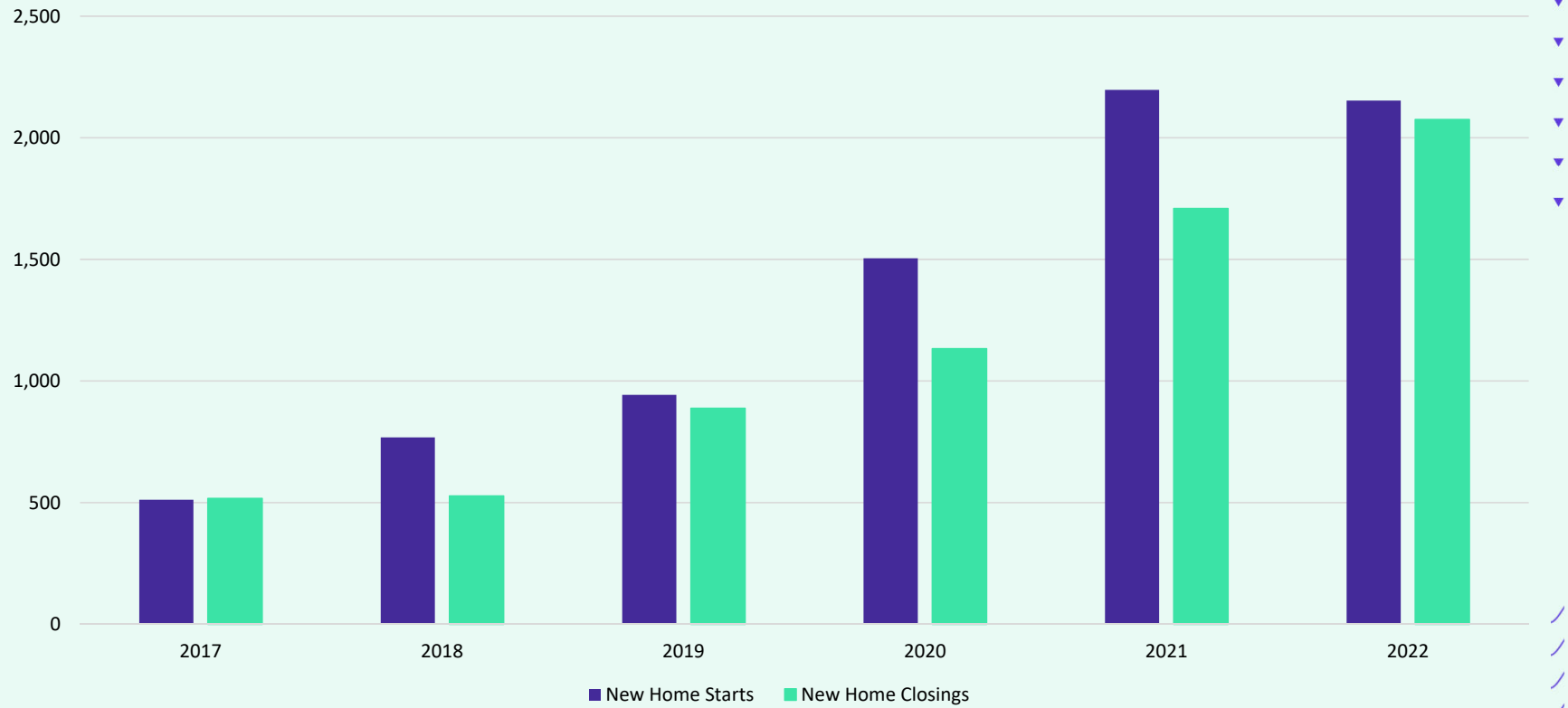
ISD Ranked by Annual Closings – 4Q22

Rank	District Name	Annual Starts	Annual Closings	Inventory	VDL	Future
1	NORTHSIDE ISD	3,858	3,985	3,066	6,340	25,851
2	COMAL ISD	3,187	2,976	2,685	4,175	24,094
3	MEDINA VALLEY ISD*	2,247	2,145	1,441	4,023	27,838
4	EAST CENTRAL ISD	2,157	1,691	1,544	3,533	26,459
5	JUDSON ISD	1,449	1,397	956	1,255	1,323
6	SCHERTZ-CIBOLO-U CITY ISD	979	960	746	1,833	7,215
7	SOUTHWEST ISD	1,107	843	860	1,926	10,350
8	NEW BRAUNFELS ISD	740	806	544	1,087	6,483
9	BOERNE ISD	594	706	577	1,123	11,097
10	SEGUIN ISD	548	554	329	895	5,300
11	SOUTHSIDE ISD	448	422	285	1,148	10,138
12	NAVARRO ISD	642	398	467	1,635	4,660
13	NORTH EAST ISD	439	385	349	682	6,020
14	SAN ANTONIO ISD	238	308	220	375	999
15	SOUTH SAN ANTONIO ISD	269	180	198	176	637
16	LYTLE ISD	87	96	40	109	1,381
17	HARLANDALE ISD	40	76	27	14	144
18	ALAMO HEIGHTS ISD	59	42	68	93	22
19	JOURDANTON ISD	0	24	4	4	36
20	MARION ISD	24	14	30	340	4,388

* Based on additional Zonda Education housing research



District New Home Starts and Closings




Starts	2016	2017	2018	2019	2020	2021	2022
1Q	84	112	124	161	299	521	633
2Q	94	143	163	277	273	528	702
3Q	153	150	199	254	397	495	538
4Q	116	107	282	251	535	648	280
Total	447	512	768	943	1,504	2,192	2,153

Closings	2016	2017	2018	2019	2020	2021	2022
1Q	79	119	109	192	199	401	400
2Q	93	133	146	242	293	480	559
3Q	101	134	132	209	296	432	593
4Q	124	131	140	245	345	391	523
Total	397	517	527	888	1,133	1,704	2,075




District Housing Overview by Elementary Zone



Elementary	Annual Starts	Quarter Starts	Annual Closings	Quarter Closings	Under Const.	Inventory	Vacant Dev. Lots	Future
CASTROVILLE	10	3	7	1	9	9	396	786
LACOSTE	701	75	676	155	455	479	1,136	2,453
LADERA	392	81	438	113	262	275	696	7,514
LUCKEY RANCH	508	62	468	126	190	205	760	3,597
POTRANCO	636	59	556	128	409	473	1,035	13,488
Grand Total	2,247	280	2,145	523	1,325	1,441	4,023	27,838

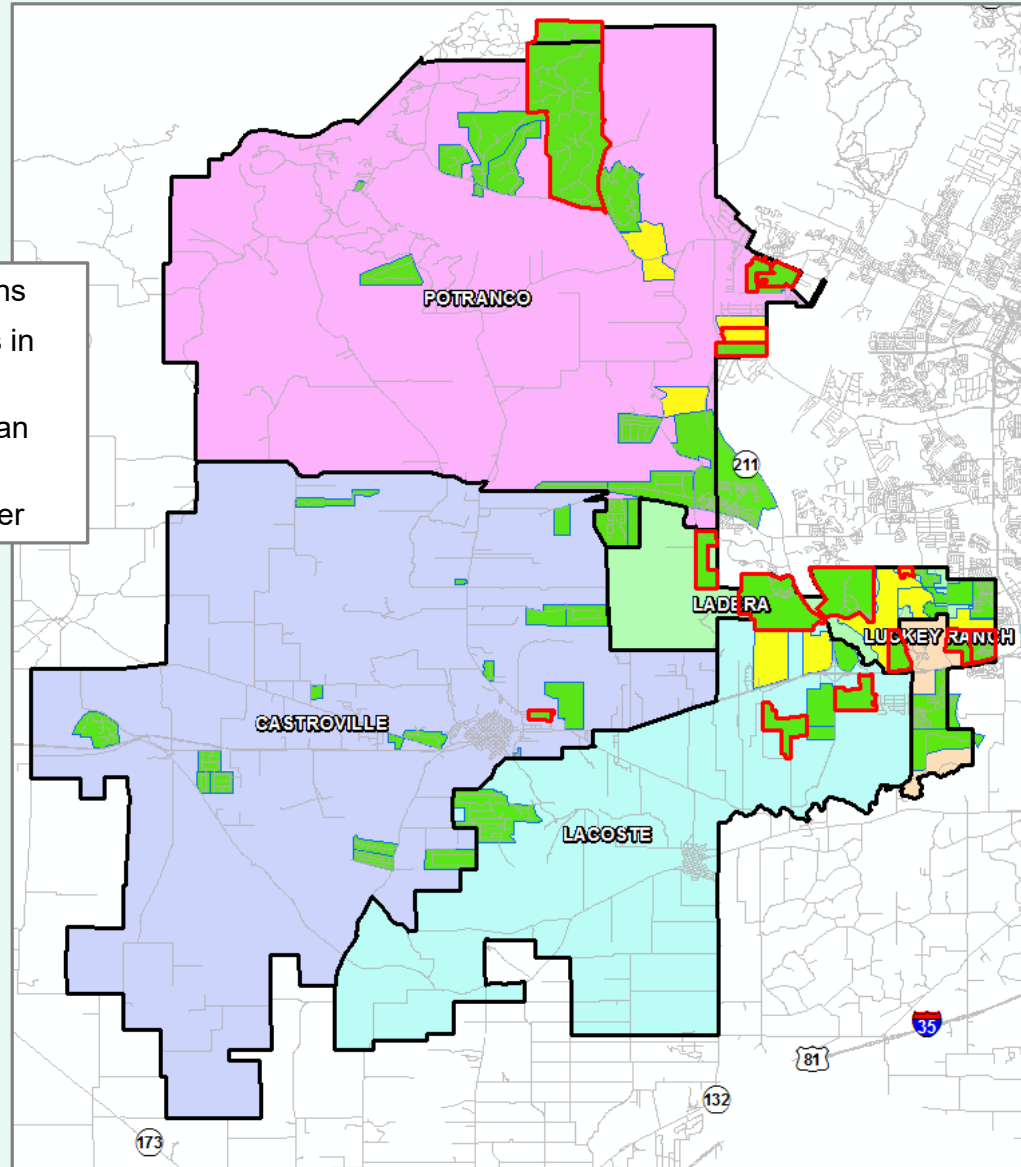
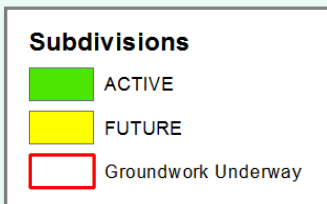
- Highest activity in the category
- Second highest activity in the category
- Third highest activity in the category





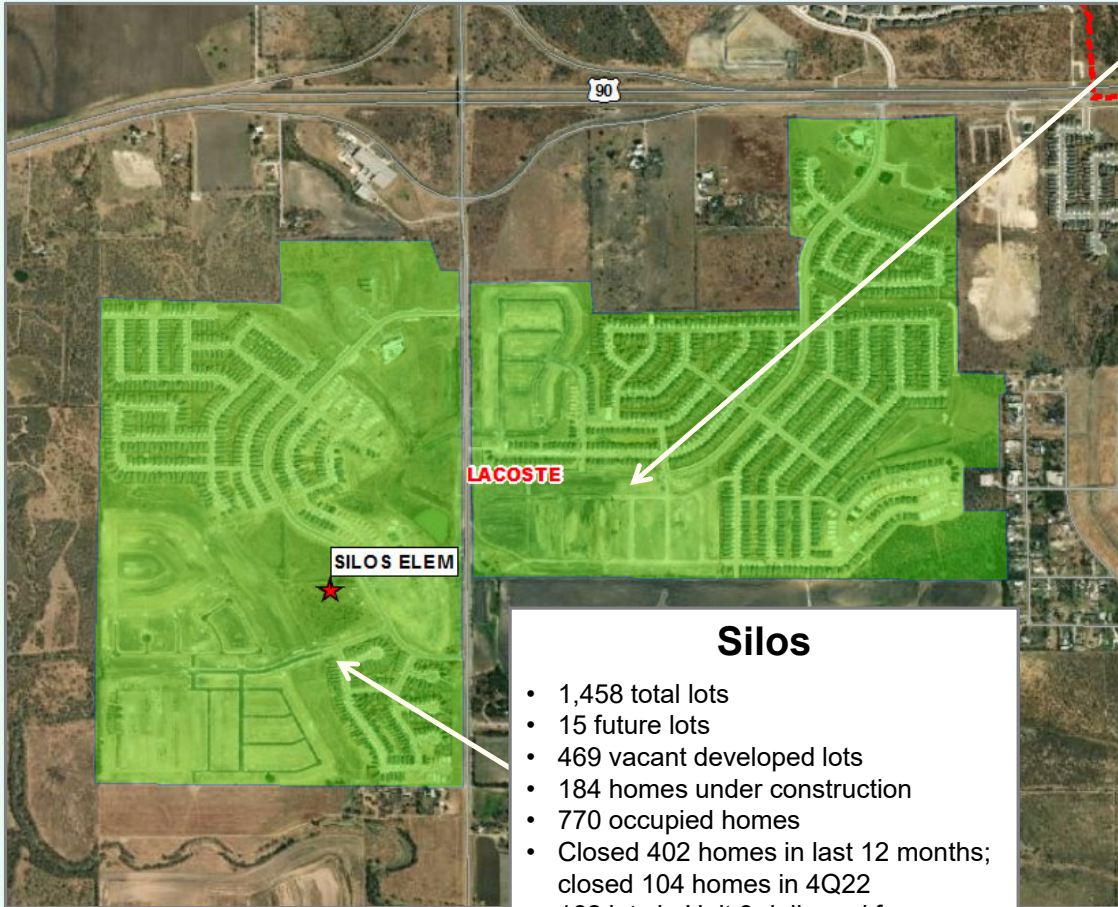
District Housing Overview

- The district has 56 actively building subdivisions
- Within MVISD there are 10 future subdivisions in various stages of planning
- Of these, groundwork is underway on more than 2,600 lots within 15 subdivisions
- 1,175 lots have been delivered in the 4th quarter





Residential Activity



Silos

- 1,458 total lots
- 15 future lots
- 469 vacant developed lots
- 184 homes under construction
- 770 occupied homes
- Closed 402 homes in last 12 months; closed 104 homes in 4Q22
- 162 lots in Unit 9 delivered for homebuilding in 4Q22
- Lennar
- \$192K - \$406K

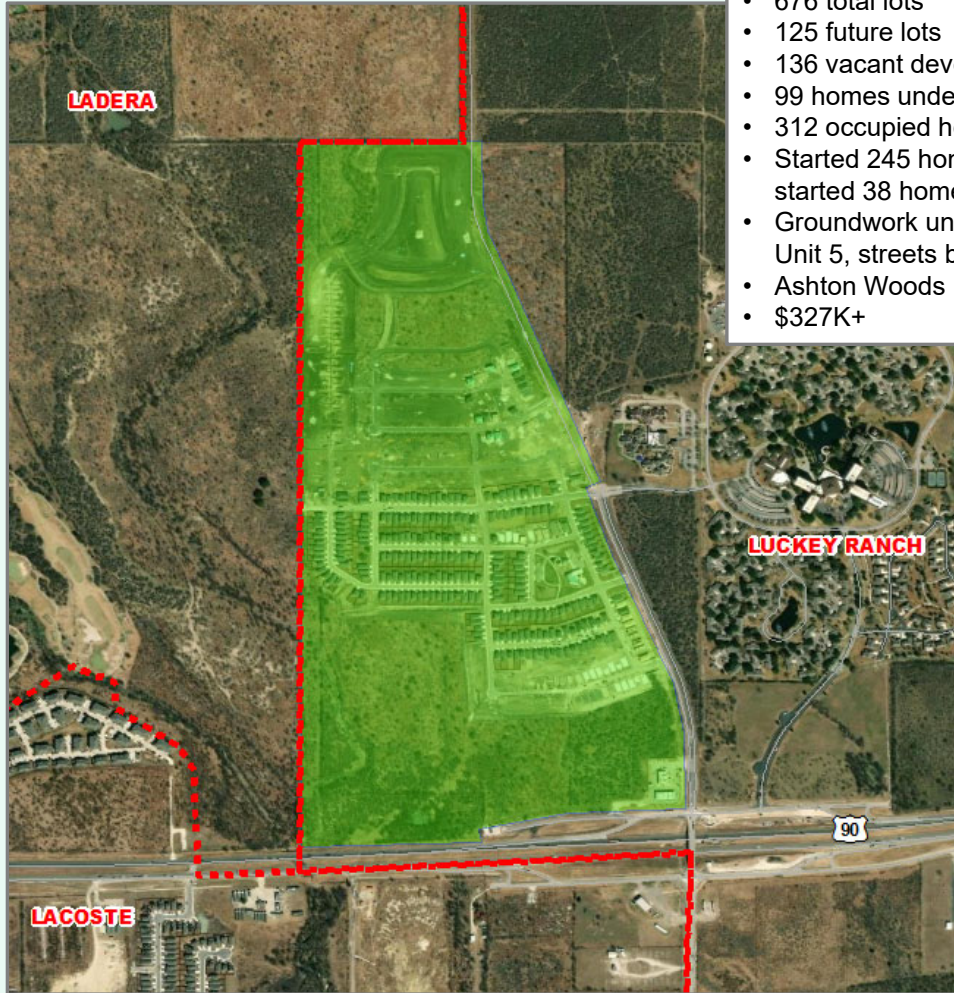
Whisper Falls

- 1,547 total lots
- 238 future lots
- 163 vacant developed lots
- 268 homes under construction
- 874 occupied homes
- Started 298 homes in last 12 months; started 30 homes in 4Q22
- Equipment on site for 41 lots in Unit 1
- DR Horton
- \$258K+





Residential Activity



- ### Meridian
- 676 total lots
 - 125 future lots
 - 136 vacant developed lots
 - 99 homes under construction
 - 312 occupied homes
 - Started 245 homes in last 12 months; started 38 homes in 4Q22
 - Groundwork underway on 68 lots in Unit 5, streets being paved
 - Ashton Woods
 - \$327K+





Residential Activity



Trails at Culebra

- 960 total lots
- 174 future lots
- 353 vacant developed lots
- 102 homes under construction
- 289 occupied homes
- Closed 224 homes in last 12 months; closed 40 homes in 4Q22
- Equipment on site for 156 lots in Units 5 & 6
- Ashton Woods
- \$287K+



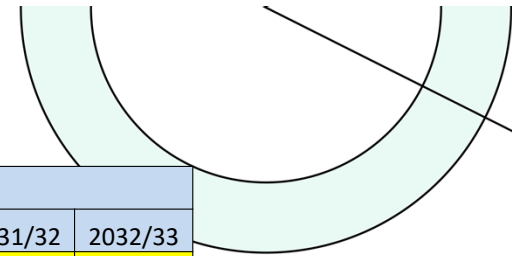
Ten Year Forecast by Grade Level (Mid Forecast 1,500 to 2,000 homes per year)

Year (Oct)	EE	PK	K	1st	2nd	3rd	4th	5th	6th	7th	8th	9th	10th	11th	12th	Total	Total Growth	% Growth
2018/19	45	209	374	384	367	391	421	415	436	454	408	427	390	388	358	5,467		
2019/20	30	181	431	408	422	411	447	470	483	465	469	436	433	399	367	5,852	385	7.0%
2020/21	26	160	398	474	429	461	460	473	509	489	490	483	449	434	390	6,125	273	4.7%
2021/22	49	186	483	489	527	489	499	519	524	545	539	518	522	458	438	6,785	660	10.8%
2022/23	52	260	562	583	570	625	555	607	617	579	626	602	559	537	451	7,785	1,000	14.7%
2023/24	52	271	616	639	640	623	682	601	688	672	637	664	626	561	521	8,493	708	9.1%
2024/25	52	309	662	702	703	704	683	746	674	772	753	675	691	628	544	9,298	805	9.5%
2025/26	52	332	712	757	773	774	777	757	812	750	849	797	702	694	628	10,166	868	9.3%
2026/27	52	361	772	806	821	837	828	846	809	891	819	898	799	705	666	10,910	744	7.3%
2027/28	52	393	839	867	882	888	902	907	890	872	943	866	900	802	676	11,679	769	7.0%
2028/29	52	424	909	907	943	950	951	959	975	957	935	998	868	903	770	12,501	822	7.0%
2029/30	52	458	981	978	982	1,008	1,017	1,004	1,032	1,034	1,020	989	1,000	872	866	13,293	792	6.3%
2030/31	52	487	1,045	1,044	1,049	1,034	1,051	1,064	1,074	1,094	1,102	1,079	992	1,004	837	14,008	715	5.4%
2031/32	52	518	1,108	1,103	1,118	1,105	1,089	1,097	1,139	1,138	1,166	1,166	1,082	996	964	14,841	833	5.9%
2032/33	52	545	1,169	1,170	1,181	1,177	1,161	1,135	1,174	1,207	1,213	1,233	1,169	1,086	956	15,628	787	5.3%

Yellow box = largest grade per year
Green box = second largest grade per year



Ten Year Forecast by Campus (Mid Forecast)



		Fall	ENROLLMENT PROJECTIONS									
ELEMENTARY CAMPUS	Capacity	2022/23	2023/24	2024/25	2025/26	2026/27	2027/28	2028/29	2029/30	2030/31	2031/32	2032/33
CASTROVILLE ELEMENTARY	750	627	626	651	657	679	705	726	757	784	811	839
LACOSTE ELEMENTARY	850	737	791	873	968	1,037	1,113	1,173	1,250	1,337	1,419	1,514
LADERA ELEMENTARY	850	752	866	1,015	1,169	1,324	1,479	1,594	1,709	1,817	1,928	2,054
LUCKEY RANCH ELEMENTARY	1,000	856	958	1,073	1,146	1,242	1,349	1,427	1,496	1,528	1,605	1,692
POTRANCO ELEMENTARY	1,000	842	883	949	994	1,041	1,084	1,175	1,268	1,360	1,427	1,491
ELEMENTARY TOTALS	4,450	3,814	4,124	4,561	4,934	5,323	5,730	6,095	6,480	6,826	7,190	7,590
Elementary Absolute Change		573	310	437	373	389	407	365	385	346	364	400
Elementary Percent Change		17.68%	8.13%	10.60%	8.18%	7.88%	7.65%	6.37%	6.32%	5.34%	5.33%	5.56%
LOMA ALTA MIDDLE SCHOOL	1,100	793	892	995	1,146	1,219	1,369	1,466	1,631	1,730	1,828	1,903
MEDINA VALLEY MIDDLE SCHOOL	1,100	1,029	1,105	1,204	1,265	1,300	1,336	1,401	1,455	1,540	1,615	1,691
MIDDLE SCHOOL TOTAL	2,200	1,822	1,997	2,199	2,411	2,519	2,705	2,867	3,086	3,270	3,443	3,594
Middle School Absolute Change		214	175	202	212	108	186	162	219	184	173	151
Middle School Percent Change		13.31%	9.60%	10.12%	9.64%	4.48%	7.38%	5.99%	7.64%	5.96%	5.29%	4.39%
MEDINA VALLEY HIGH SCHOOL	2,350	2,149	2,372	2,538	2,821	3,068	3,244	3,539	3,727	3,912	4,208	4,444
HIGH SCHOOL TOTAL		2,149	2,372	2,538	2,821	3,068	3,244	3,539	3,727	3,912	4,208	4,444
High School Absolute Change		213	223	166	283	247	176	295	188	185	296	236
High School Percent Change		11.00%	10.38%	7.00%	11.15%	8.76%	5.74%	9.09%	5.31%	4.96%	7.57%	5.61%
DISTRICT TOTALS	9,000	7,785	8,493	9,298	10,166	10,910	11,679	12,501	13,293	14,008	14,841	15,628
District Absolute Change		1,000	708	805	868	744	769	822	792	715	833	787
District Percent Change		14.74%	9.09%	9.48%	9.34%	7.32%	7.05%	7.04%	6.34%	5.38%	5.95%	5.30%



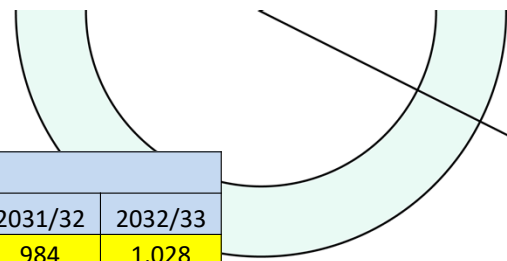
Ten Year Forecast by Grade Level (High Forecast 2,500 homes per year)

Year (Oct)	EE	PK	K	1st	2nd	3rd	4th	5th	6th	7th	8th	9th	10th	11th	12th	Total	Total Growth	% Growth
2018/19	45	209	374	384	367	391	421	415	436	454	408	427	390	388	358	5,467		
2019/20	30	181	431	408	422	411	447	470	483	465	469	436	433	399	367	5,852	385	7.0%
2020/21	26	160	398	474	429	461	460	473	509	489	490	483	449	434	390	6,125	273	4.7%
2021/22	49	186	483	489	527	489	499	519	524	545	539	518	522	458	438	6,785	660	10.8%
2022/23	52	260	562	583	570	625	555	607	617	579	626	602	559	537	451	7,785	1,000	14.7%
2023/24	52	295	646	681	677	661	714	646	715	691	656	689	644	565	542	8,874	1,089	14.0%
2024/25	52	328	718	755	764	764	747	808	746	809	790	728	737	646	565	9,957	1,083	12.2%
2025/26	52	363	798	839	853	860	865	845	921	838	908	869	757	740	646	11,154	1,197	12.0%
2026/27	52	397	874	916	930	946	942	966	938	1,030	934	990	871	760	740	12,286	1,132	10.1%
2027/28	52	436	955	990	1,025	1,030	1,044	1,053	1,049	1,031	1,132	1,018	992	874	760	13,441	1,155	9.4%
2028/29	52	472	1,039	1,069	1,084	1,124	1,132	1,143	1,159	1,156	1,135	1,198	1,020	995	874	14,652	1,211	9.0%
2029/30	52	516	1,133	1,144	1,173	1,181	1,225	1,217	1,254	1,259	1,273	1,201	1,200	1,024	995	15,847	1,195	8.2%
2030/31	52	563	1,231	1,258	1,236	1,252	1,269	1,303	1,329	1,357	1,372	1,347	1,204	1,205	1,024	17,002	1,155	7.3%
2031/32	52	604	1,323	1,349	1,357	1,319	1,343	1,353	1,424	1,437	1,475	1,451	1,351	1,209	1,205	18,252	1,250	7.4%
2032/33	52	642	1,402	1,438	1,450	1,444	1,407	1,437	1,468	1,534	1,555	1,560	1,455	1,356	1,209	19,409	1,157	6.3%

Yellow box = largest grade per year
 Green box = second largest grade per year



Ten Year Forecast by Campus (High Forecast)

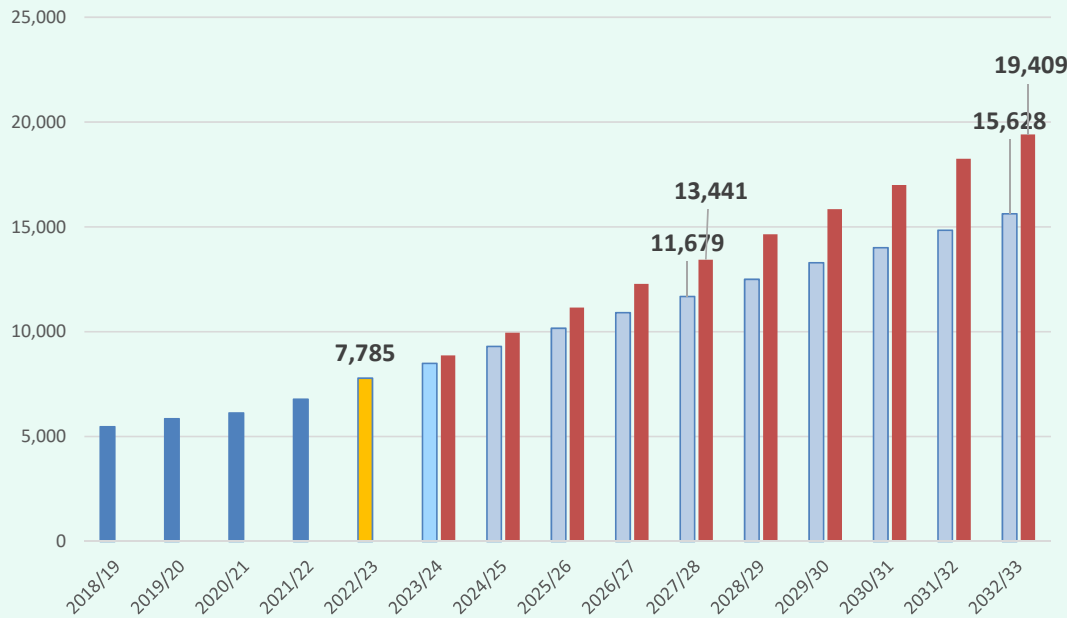


		Fall	ENROLLMENT PROJECTIONS									
ELEMENTARY CAMPUS	Capacity	2022/23	2023/24	2024/25	2025/26	2026/27	2027/28	2028/29	2029/30	2030/31	2031/32	2032/33
CASTROVILLE ELEMENTARY	750	627	661	701	728	765	809	851	897	940	984	1,028
LACOSTE ELEMENTARY	850	737	827	924	1,035	1,126	1,225	1,329	1,431	1,529	1,622	1,718
LADERA ELEMENTARY	850	752	905	1,058	1,229	1,397	1,567	1,698	1,833	1,976	2,132	2,323
LUCKEY RANCH ELEMENTARY	1,000	856	1,008	1,148	1,260	1,380	1,516	1,632	1,755	1,894	2,009	2,126
POTRANCO ELEMENTARY	1,000	842	971	1,105	1,223	1,355	1,468	1,605	1,725	1,825	1,953	2,077
ELEMENTARY TOTALS		3,814	4,372	4,936	5,475	6,023	6,585	7,115	7,641	8,164	8,700	9,272
Elementary Absolute Change		573	558	564	539	548	562	530	526	523	536	572
Elementary Percent Change		17.68%	14.63%	12.90%	10.92%	10.01%	9.33%	8.05%	7.39%	6.84%	6.57%	6.57%
LOMA ALTA MIDDLE SCHOOL	1,100	793	923	1,094	1,284	1,411	1,615	1,781	2,011	2,156	2,307	2,414
MEDINA VALLEY MIDDLE SCHOOL	1,100	1,029	1,139	1,251	1,383	1,491	1,597	1,669	1,775	1,902	2,029	2,143
MIDDLE SCHOOL TOTAL		1,822	2,062	2,345	2,667	2,902	3,212	3,450	3,786	4,058	4,336	4,557
Middle School Absolute Change		214	240	283	322	235	310	238	336	272	278	221
Middle School Percent Change		13.31%	13.17%	13.72%	13.73%	8.81%	10.68%	7.41%	9.74%	7.18%	6.85%	5.10%
MEDINA VALLEY HIGH SCHOOL	2,200	2,149	2,440	2,676	3,012	3,361	3,644	4,087	4,420	4,780	5,216	5,580
HIGH SCHOOL TOTAL		2,149	2,440	2,676	3,012	3,361	3,644	4,087	4,420	4,780	5,216	5,580
High School Absolute Change		213	291	236	336	349	283	443	333	360	436	364
High School Percent Change		11.00%	13.54%	9.67%	12.56%	11.59%	8.42%	12.16%	8.15%	8.14%	9.12%	6.98%
DISTRICT TOTALS		7,785	8,874	9,957	11,154	12,286	13,441	14,652	15,847	17,002	18,252	19,409
District Absolute Change		1,000	1,089	1,083	1,197	1,132	1,155	1,211	1,195	1,155	1,250	1,157
District Percent Change		14.74%	13.99%	12.20%	12.02%	10.15%	9.40%	9.01%	8.16%	7.29%	7.35%	6.34%



Key Takeaways

Enrollment Projections



- 2022 New home closings within MVISD increased by 21% over 2021’s trend
- The district has 56 actively building subdivisions with more than 4,000 lots available to build on
- MVISD has 10 future subdivisions with over 27,800 lots in the planning stages
- Groundwork is underway on more than 2,600 lots within 15 subdivisions
- Mid forecast is based upon approximately 1,500 to 2,00 single family homes per year
- High forecast is based upon approximately 2,500 single family homes per year
- **Medina Valley ISD is forecasted to enroll nearly 12,000 students by 2027/28 and more than 15,600 by 2032/33**



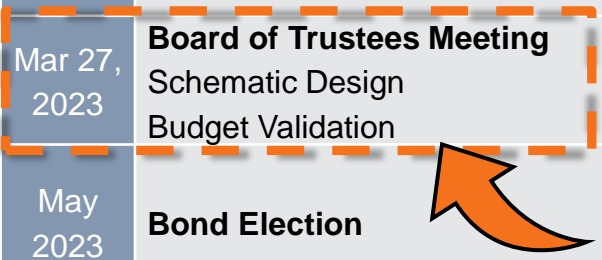
Medina Valley ISD
HS2 Update – Schematic Design
Budget Validation
March 27, 2023

Date	Meeting
Aug 15, 2022	Board of Trustees Meeting Approval of Architect Rankings
Aug 18, 2022	Introduction & Kick Off Meeting
Aug 25, 2022	HS2 Process Overview
Sep 15, 2022	PEC Meeting 1 HS2 Planning Process & Goals
Sep 21-22, 2022	Departmental User Group Meetings Discuss needs of HS programs
Oct 4, 2022	Board of Trustees Meeting Bond and HS2 Planning Process
Oct 6, 2022	PEC Meeting 2 Initial Program Draft


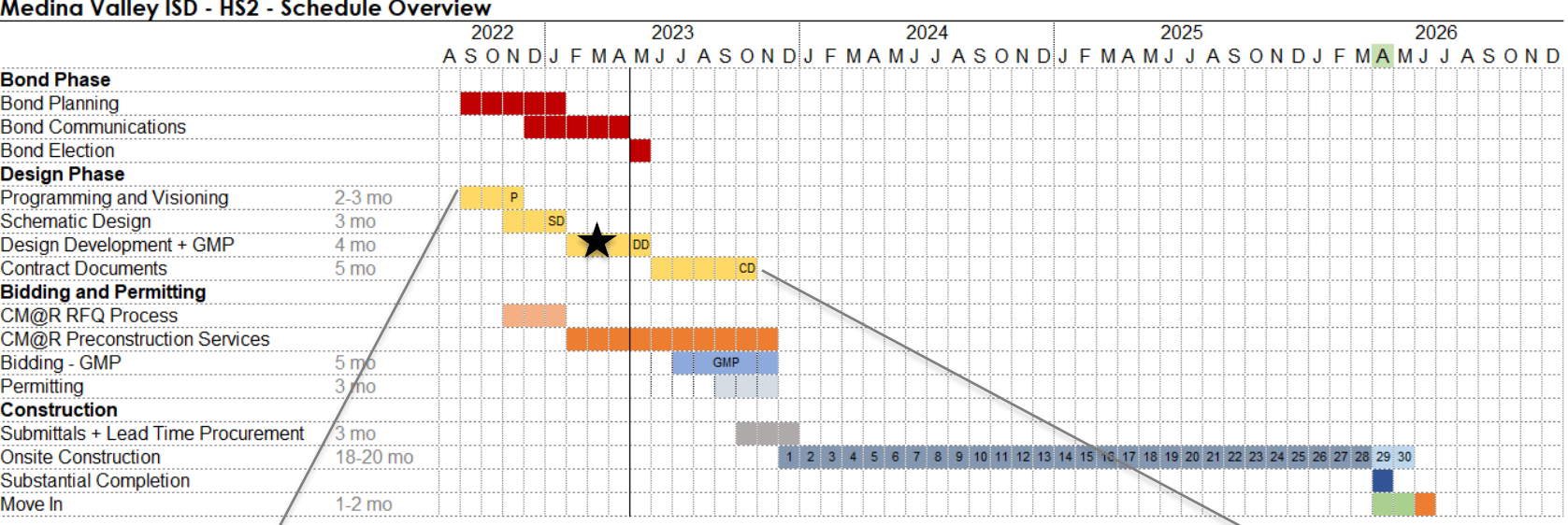
Date	Meeting
Oct 18, 2022	Departmental User Group Meetings Discuss building systems
Oct 18, 2022	PEC Meeting 3 Revised Program Draft
Oct 24, 2022	High School Tours MV, Comal, Southwest, Belton
Nov 2 - 3, 2022	PEC Meeting 4 & CTE Advisory Committee Meeting Updated Space Program Schematic Design Kick-Off Discussed career clusters
Nov 4, 2022	CMAR RFP Released
Nov 17, 2022	PEC Meeting 5: Updated Space Program Site Concepts Review
Wk of Nov 14, 2022	CMAR RFP Pre-Proposal Meeting 8th Grade Student Survey

Date	Meeting
Nov 28, 2022	Board of Trustees Meeting Long Range Facility Plans Educational Specifications
Dec 5, 2022	Construction Committee Meeting Progress Update
Dec 13, 2022	CMAR RFP Proposals due
Dec 15, 2022	PEC Meeting 6: Floor Plan Concepts
Jan 4, 2023	CMAR Qualifications Review
Jan 19, 2023	PEC Meeting 7: Plan and Site updates Exterior 3D Concepts
Jan 23, 2023	Board of Trustees Meeting Programming Document CMAR Ranking Recommendation

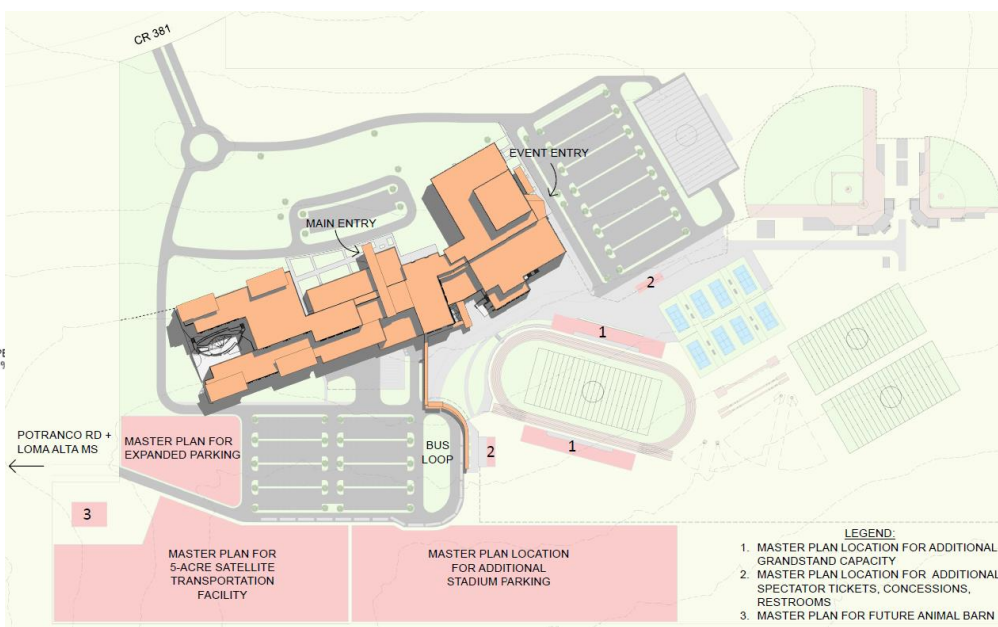
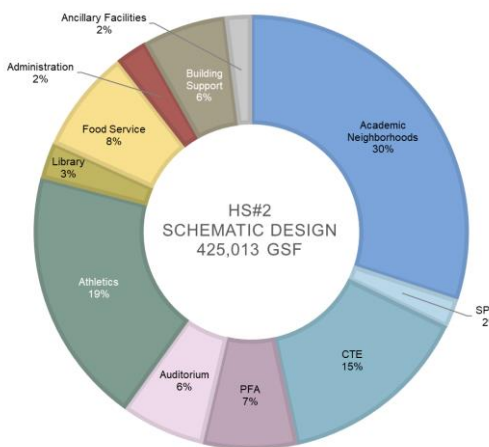
Date	Meeting
Feb 2, 2023	PEC Meeting 8: Interior Finishes/Materials Exterior Materials and Design
Feb 14, 2023	PEC Meeting 9: Schematic Design Review
Feb 27, 2023	Board of Trustees Meeting Schematic Design Approval
Feb 14, 2023	PEC Meeting 10: Design Development Progress
Mar 27, 2023	Board of Trustees Meeting Schematic Design Budget Validation
May 2023	Bond Election
April → July '23	Board of Trustees Meetings HS2 Design Development Updates
Aug → Nov '23	Board of Trustees Meetings GMP and Contract Document Updates



HS2 Planning Process Update



HS2 Planning Process Update



Schematic Design approved February 2023

Budget Validation and Schematic Design Estimate

		2022 Estimate HS2 w/ escalation		2024 Target Budget HS2
Building Size		425,880		425,880
Cost / SF		\$ 475		\$ 628
Hard Costs Sub Total		\$ 202,293,000	GMP	\$ 267,532,493
Soft Costs				
Fees / PM / Expenses	8.5%	\$ 17,194,905		\$ 22,740,262
Other Developmental Costs (Survey / Geotech / Etc)	0.35%	\$ 708,026		\$ 936,364
Furnishings Fixtures and Equipment	\$ 12.0	\$ 5,110,560		\$ 6,758,716
IT Systems (Projectors, Network, Security, Phone)	\$ 10.0	\$ 4,258,800		\$ 5,632,263
Offsite Costs (Bus Lane + PR/381)		\$ 7,488,000		\$ 9,902,880
Building Move-In Expenses	0.50%			\$ -
Construction Testing	0.50%	\$ 1,011,465		\$ 1,337,662
Contingency	3.00%	\$ 7,141,943		\$ 7,568,298
Supply Chain + Post Pandemic Escalation per year	15.00%	\$ 76,775,884		
Total Project Costs		\$ 322,408,937		\$ 322,408,937

Budget review⁵⁴

EXECUTIVE SUMMARY

MEDINA VALLEY I.S.D. proposes to construct its High School #2 on an approximately 93-acre site located south of the CR 381 and Potranco Road (FM 1957) intersection.

The new facility, programmed for 2,400 students, will support project-based learning, CTE programs, collaboration, and flexible scheduling within its academic neighborhoods, small group work and social spaces, centralized library and college and career center, together with its comprehensive indoor and outdoor athletics facilities, performing and fine arts wing with an auditorium and outdoor dining and learning courtyards.

		2022 Estimate HS2 w/ escalation		2024 Target Budget HS2
Building Size		425,880		425,880
Cost / SF		\$ 475		\$ 628
Hard Costs Sub Total		\$ 202,293,000	GMP	\$ 267,532,493
Soft Costs				
Fees / PM / Expenses	8.5%	\$ 17,194,905		\$ 22,740,262
Other Developmental Costs (Survey / Geotech / Etc)	0.35%	\$ 708,026		\$ 936,364
Furnishings Fixtures and Equipment	\$ 12.0	\$ 5,110,560		\$ 6,758,716
IT Systems (Projectors, Network, Security, Phone)	\$ 10.0	\$ 4,258,800		\$ 5,632,263
Offsite Costs (Bus Lane + PR/381)		\$ 7,488,000		\$ 9,902,880
Building Move-In Expenses	0.50%			\$ -
Construction Testing	0.50%	\$ 1,011,465		\$ 1,337,662
Contingency	3.00%	\$ 7,141,943		\$ 7,568,298
Supply Chain + Post Pandemic Escalation per year	15.00%	\$ 76,775,884		
Total Project Costs		\$ 322,408,937		\$ 322,408,937

ESTIMATE AND SCHEDULE SUMMARY

SCHEMATIC DESIGN ESTIMATE SUBTOTAL	\$ 228,622,314
ESCALATION ALLOWANCE	34,293,347
SCHEMATIC DESIGN ESTIMATE TOTAL	\$ 262,915,661
HIGH SCHOOL 2 PROGRAM CONSTRUCTION BUDGET TOTAL	\$ 267,532,493

CONSTRUCTION SCHEDULE SUMMARY	32 MONTHS
ANTICIPATED CONSTRUCTION START	Q4 2023

SCHEMATIC DESIGN ESTIMATE REPRESENTS CONSTRUCTION COST ONLY

\$4,600,000 under budget (1.7%)

Schematic Design Estimate

Questions



Medina Valley
INDEPENDENT SCHOOL DISTRICT

**Board of Trustees Meeting:
Loma Alta Tennis Courts
Project Update**

GENERAL PROJECT SUMMARY:

General Contractor: _____ Hellas Construction, Inc.

Substantial Completion Date: _____ March 23, 2023

Requested Days to Date: _____ Zero (0)

Original Contract Sum: _____ \$605,300.00

Change Order Sum to Date: _____ \$0.00

Current Contract Sum: _____ \$ 605,300.00

Percentage of Work Complete: _____ 98% - Pay Application No. 5
\$595,300 Total Completed







Medina Valley
INDEPENDENT SCHOOL DISTRICT

**Board of Trustees Meeting:
Potranco Elementary Security Vestibule
Project Update**

GENERAL PROJECT SUMMARY:

General Contractor: WR Griggs Construction Co. Inc.

Substantial Completion Date: March 2023

Requested Days to Date: Zero (0)

Original Contract Sum: \$229,005.00

Change Order Sum to Date: \$0.00

Current Contract Sum: \$229,005.00

Percentage of Work Complete: 70% - Based on items currently installed







Medina Valley
INDEPENDENT SCHOOL DISTRICT

**Board of Trustees Meeting:
Silos Elementary School
Project Update**

GENERAL PROJECT SUMMARY:

General Contractor (CMR): _____ Nunnelly General Contractor

Original Substantial Completion Date: _____ April 2024

Requested Days to Date: _____ Zero (0)

Original Contract Sum (GMP): _____ \$42,139,608.00

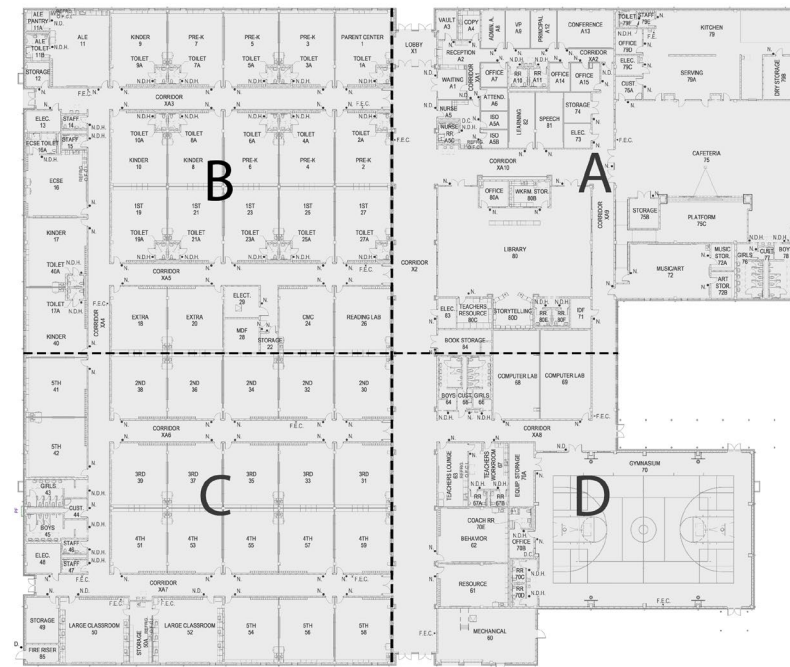
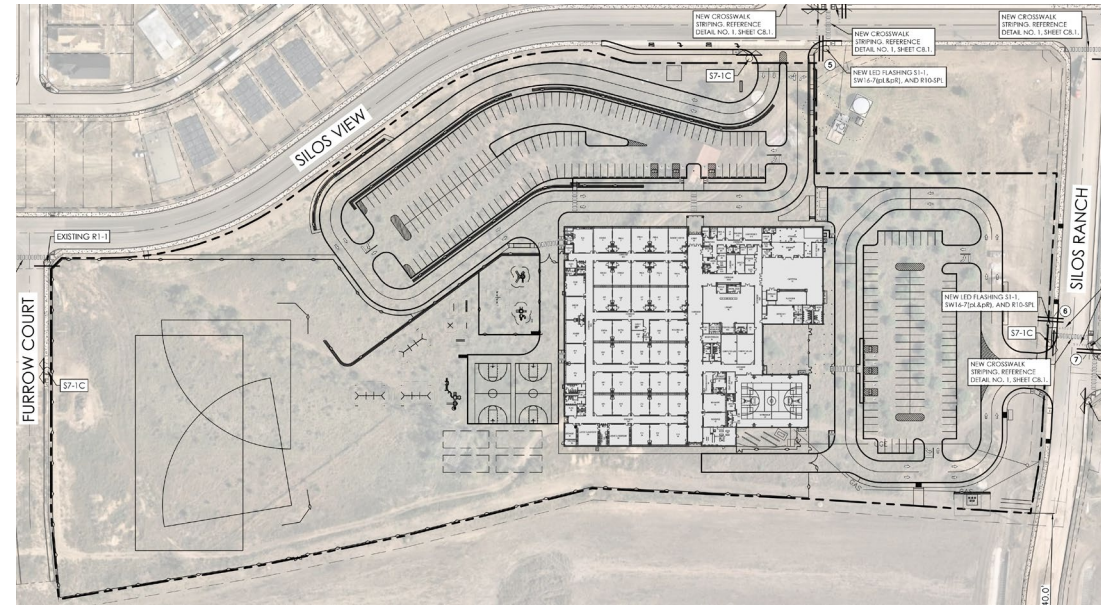
Change Order Sum to Date: _____ \$0.00

Current Contract Sum: _____ \$42,139,608.00

Percentage of Work Complete: _____ 29% - Pay Application No. 6
\$12,162,500 Total Stored/Completed

RECENT CONSTRUCTION ACTIVITY

1. Project submittal process is ongoing
2. Site work on ongoing
 - Fire line along Area 'B' and 'C' in progress.
3. Area 'A'
 - CMU exterior walls in progress.
 - High perimeter beam in progress.
 - Plumbing rough-ins in progress.
4. Area 'B'
 - Elevated slab about 75% complete
 - Forms and pans in progress
 - Rebar installation in progress
5. Area 'C'
 - CMU exterior and interior wall in progress
 - Plumbing rough-ins in progress.
6. Area 'D'
 - Scaffolding at high perimeter beam has begun installation
 - CMU exterior and interior wall in progress
 - Plumbing rough-ins in progress.



2 WEEK LOOK AHEAD SUMMARY:

1. Continue site work and rough grading
2. Complete last pour on suspended slab Area 'B'
3. Complete pours on all structural columns.
4. Continue pours on high perimeter beams.
5. Begin installation of structural steel.



















SILOS ELEMENTARY SCHOOL

MEDINA VALLEY INDEPENDENT SCHOOL DISTRICT



EXTERIOR COLOR BOARD PRESENTATION

03.20.2023

CAST STONE



CREAM
CHRISTOPHER STUART CAST STONE

FACE BRICK




FB-1 MISSION PINK
274 - ACME BRICK



FB-2 SIERRA
154 - ACME BRICK

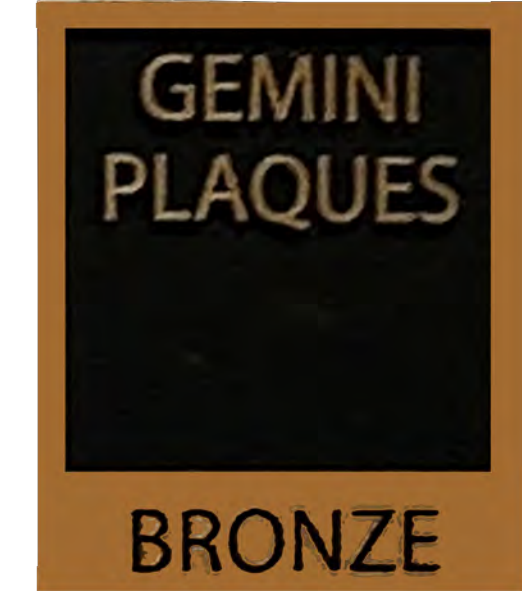
EXTERIOR METAL



GALVALUME
BERRIDGE (METAL ROOF)



BERRIDGE (METAL WALL PANELS)



BRONZE
GEMINI (BUILDING PLAQUE)




CLEAR ANODIZED PLUS
GEMINI



CLEAR ANODIZED PLUS
YSIN - YKK AP (ALUMINUM FRAMING FOR ENTRANCES, STOREFRONTS, & WINDOWS)

EXTERIOR GLASS



SOLAR GRAY



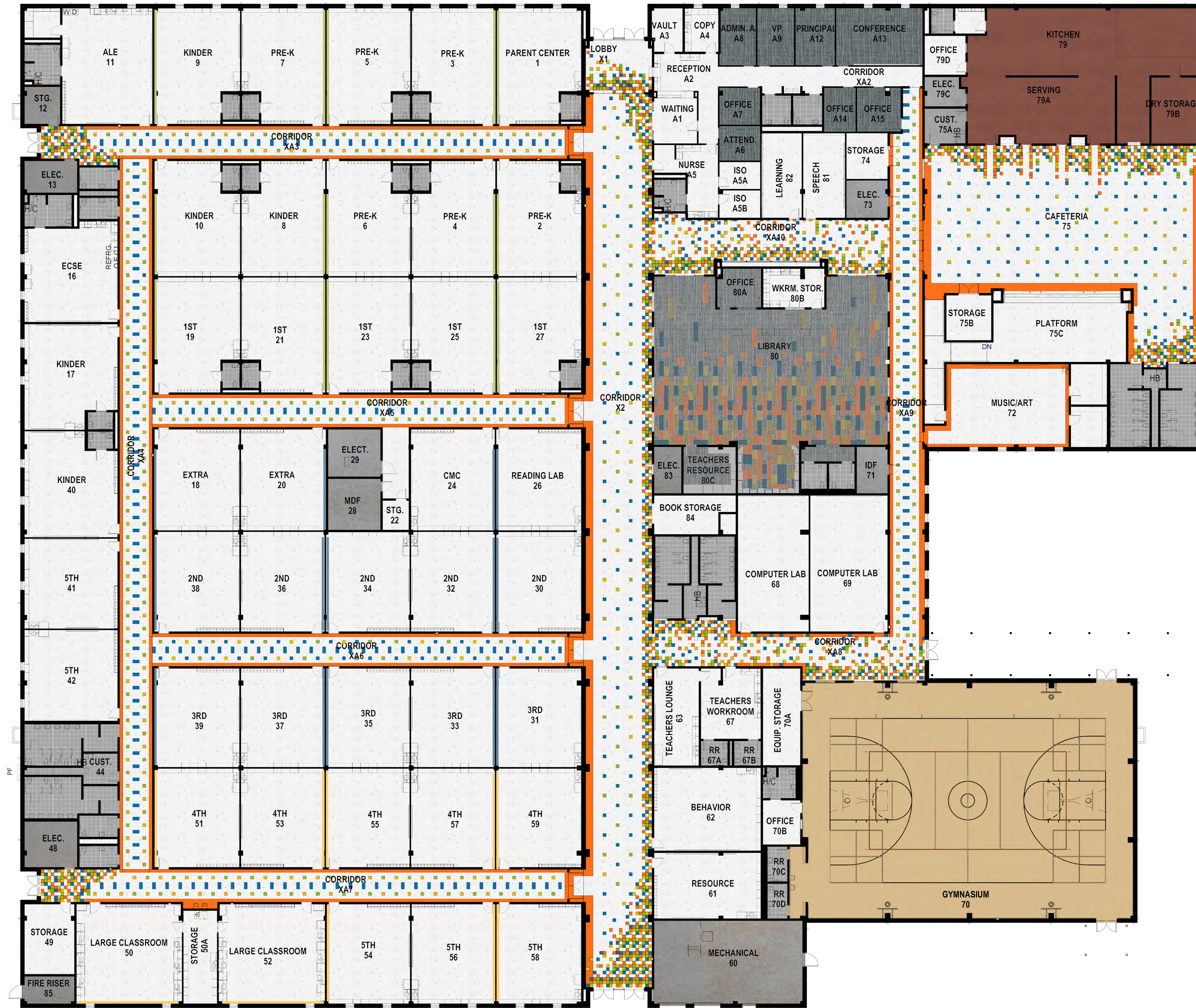
SILOS ELEMENTARY SCHOOL

MEDINA VALLEY INDEPENDENT SCHOOL DISTRICT

INTERIOR COLOR BOARD PRESENTATION




03.20.2023




VCT (VINYL COMPOSITE TILE)



VCT-1 POLAR WHITE
51941 - ARMSTRONG



VCT-2 SOFT WARM GRAY
51861 - ARMSTRONG



VCT-3 SCREAMIN PUMPKIN
57516 - ARMSTRONG



VCT-4 SERENE BLUE
51882 - ARMSTRONG



VCT-5 KICKIN KIWII
57510 - ARMSTRONG




VCT-6 LEMON YELLOW
51812 - ARMSTRONG

PORCELAIN TILE



PFT-1 DESERT GRAY
D014 - DAL TILE (RESTROOMS)

RUBBER FLOORING



RBF-1 SAND BEIGE
205 - PULASTIC - ROBBINS (GYMNASIUM)

OVERALL FINISH FLOOR PLAN

03.20.2023

QUARRY TILE



QFT DIABLO RED
OTO1 - DAL TILE (KITCHEN)

FLUSH WOOD DOORS




CLEAR
CL18 - RED OAK - VT INDUSTRIES (DOORS)

SOLID SURFACE



SS-1 COCOA BROWN
CORIAN (RECEPTION DESK)

RUBBER BASE



RB-1 SMOKE
174 - ROPPE THREAD #92

FABRIC



NATIONAL STAGE (PLATFORM CURTAIN)

PLASTIC LAMINATE



DESERT ZEPHYR
4841-60 - WILSONART (COUNTERTOPS)



FIRED STEEL
4994-60 - WILSONART (COUNTERTOPS)



PL-1 KHAKI BROWN
D50-60 - WILSONART (ALL BASE, WALL CABINETS, & LIBRARY SHELVING)



PL-2 TANGERINE
4915-60 - WILSONART (RECEPTION ACCENT COLOR)



PL-3 PRIMARY RED
SR520 - PIONITE (LIBRARY CASEWORK)



PL-4 BITTERSWEET
S0312 - PIONITE (LIBRARY CASEWORK)



PL-5 PRIMARY YELLOW
SY914 - PIONITE (LIBRARY CASEWORK)



PL-6 SPRINGTIME
SV709-S - PIONITE (LIBRARY CASEWORK)



PL-7 ROYAL BLUE
SB009 - PIONITE (LIBRARY CASEWORK)




PL-8 TUTTI FRUTTI
SP414 - PIONITE (LIBRARY CASEWORK)




PL-9 BLACK
SE101 - PIONITE (LIBRARY CASEWORK)


CARPET TILE



CPT-1 OPTIC
937 - MOHAWK GROUP (LIBRARY)



CPT-2 NICKEL
945 - MOHAWK GROUP (OFFICES)



CPT-3 SOLAR
252 - MOHAWK GROUP (LIBRARY)



CPT-4 AQUARIUS
545 - MOHAWK GROUP (LIBRARY)



CPT-5 PUNCHY
641 - MOHAWK GROUP (LIBRARY)



CPT-6 SUNLIGHT
141 - MOHAWK GROUP (LIBRARY)

PAINT COLORS



P-1,8,9 PEARLY WHITE
SW7009 - SHERWIN WILLIAMS (FIELD COLOR)



P-2 ELLIE GRAY
SW7650 - SHERWIN WILLIAMS (STEEL DOORS AND FRAMES)



P-3 COPPER HARBOR
SW6634 - SHERWIN WILLIAMS (STRUCTURAL FRAMING INTERIOR EXPOSED STEEL)



P-4 SPORTY BLUE
SW6522 - SHERWIN WILLIAMS



P-5 MELANGE GREEN
SW6710 - SHERWIN WILLIAMS



P-6 GOLDEN PLUMERIA
SW9019 - SHERWIN WILLIAMS



P-7 REPOSE GRAY
SW7015 - SHERWIN WILLIAMS



P-10 BLACKFOX
SW7020 - SHERWIN WILLIAMS

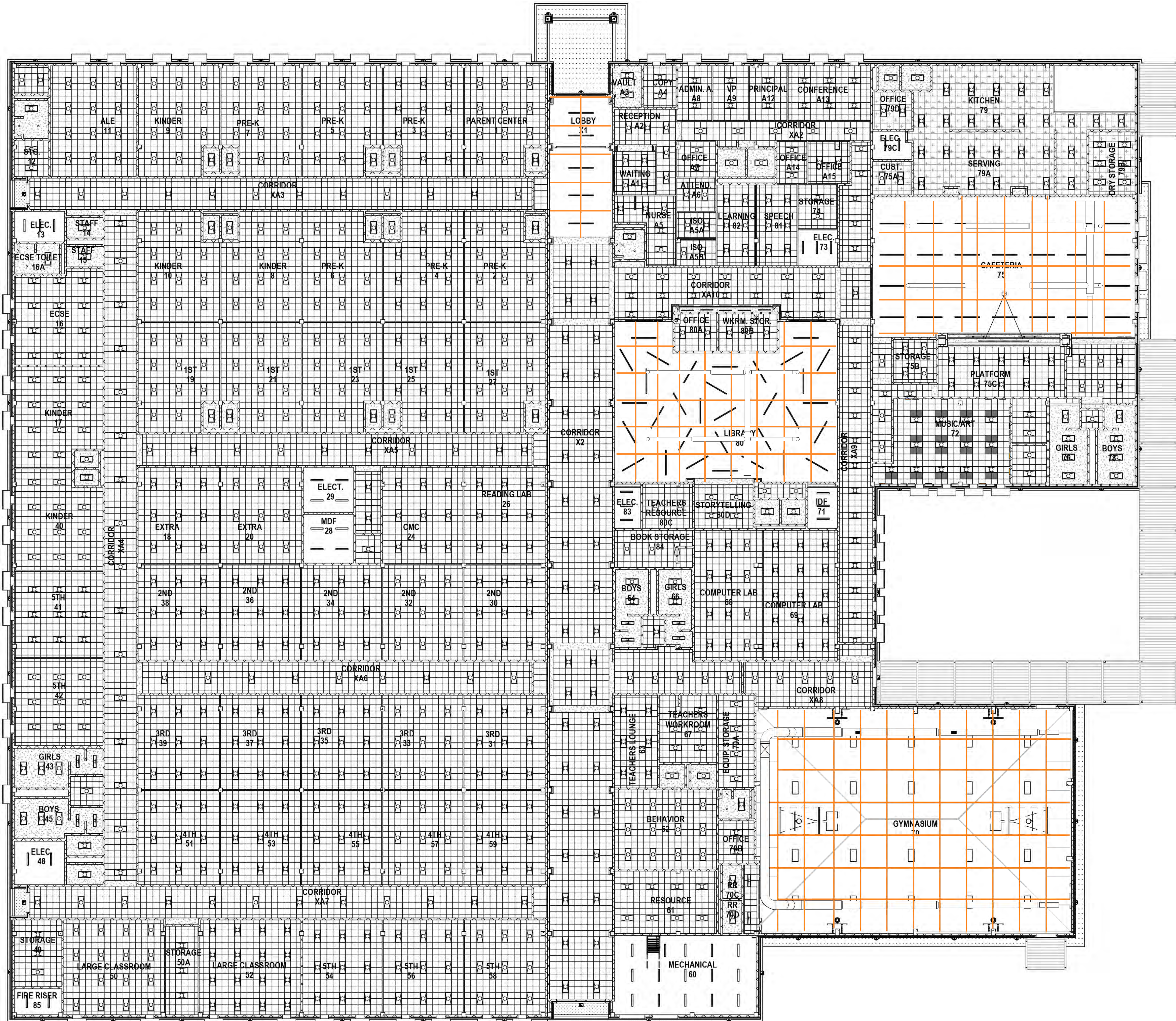
SILOS ELEMENTARY SCHOOL

MEDINA VALLEY INDEPENDENT SCHOOL DISTRICT




INTERIOR COLOR BOARD PRESENTATION

03.20.2023




P-3 COPPER HARBOR
SW6634 - SHERWIN WILLIAMS
(STRUCTURAL FRAMING INTERIOR
EXPOSED STEEL)

CEILING



AT-1 FINE FISSURED
1728 - ARMSTRONG CEILINGS



AT-2 CLEAN ROOM
868 - ARMSTRONG CEILINGS (FOOD SERVICE)

OVERALL REFLECTED CEILING PLAN

FEBRUARY 2023
MEDINA VALLEY INDEPENDENT SCHOOL DISTRICT
GENERAL FUND FINANCIAL STATEMENT

Estimated Revenues		Current	YTD	Balance
		Budget	Actual	
5700	Local Revenues	\$ 36,648,303	\$33,898,506	\$ 2,749,797
5800	State Program Revenue	\$ 34,048,838	\$19,331,997	\$14,716,841
5900	Federal Revenues	\$ 1,270,000	\$ 405,099	\$ 864,901
Total Revenues		\$ 71,967,141	\$53,635,602	\$18,331,539
Proposed Appropriations				
11	Instruction	\$ 40,206,968	\$20,042,914	\$
12	Media Services	\$ 671,445	\$ 272,303	\$ 399,142
13	Staff Development	\$ 812,616	\$ 384,591	\$ 428,025
21	Instruct. Leadership	\$ 1,080,278	\$ 471,666	\$ 608,612
23	School Leadership	\$ 3,582,370	\$ 1,767,898	\$ 1,814,472
31	Counseling	\$ 2,759,141	\$ 1,356,282	\$ 1,402,859
32	Social Work Services	\$ 565,242	\$ 294,354	\$ 270,888
33	Health Services	\$ 827,463	\$ 418,823	\$ 408,640
34	Student	\$ 4,774,757	\$ 2,941,046	\$ 1,833,711
35	Food Service	\$ 126,727	\$ 57,480	\$ 69,247
36	Extracurricular	\$ 2,192,392	\$ 1,005,073	\$ 1,187,319
41	General Admin	\$ 2,384,578	\$ 1,205,230	\$ 1,179,348
51	Maint. Operations	\$ 6,840,879	\$ 3,783,019	\$ 3,057,860
52	Security/Monitoring	\$ 1,270,457	\$ 528,978	\$ 741,479
53	Data Processing	\$ 1,748,489	\$ 1,085,055	\$ 663,434
61	Community Services	\$ 19,987	\$ 8,738	\$ 11,249
81	Facilities Construction	\$ 1,578,352	\$ 1,052,172	\$ 526,180
95	JJAEP	\$ 5,000	\$ -	\$ 5,000
99	Intergovernmental	\$ 520,000	\$ 249,752	\$ 270,248
Totals		\$ 71,967,141	\$36,925,373	\$35,041,768

FEBRUARY 2023
MEDINA VALLEY INDEPENDENT SCHOOL DISTRICT
FOOD SERVICE FUND FINANCIAL STATEMENT

<u>Estimated Revenues</u>		<u>Current</u> <u>Budget</u>	<u>YTD</u> <u>Actual</u>	<u>Balance</u>
5700	Local and Intermediate Revenues	\$1,500,152	\$1,035,304	\$ 464,848
5800	State Program Revenues	\$ 7,000	\$ -	\$ 7,000
5900	Federal Revenues	\$3,562,125	\$2,151,003	\$1,411,122
Total Revenues		\$5,069,277	\$3,186,307	\$1,882,970
<u>Proposed Appropriations</u>				
35	Food Service	\$4,608,123	\$2,188,824	\$2,419,299
Totals		\$4,608,123	\$2,188,824	\$2,419,299

FEBRUARY 2023
MEDINA VALLEY INDEPENDENT SCHOOL DISTRICT
INTEREST SINKING FUND FINANCIAL STATEMENT

<u>Estimated Revenues</u>		<u>Current</u> <u>Budget</u>	<u>YTD</u> <u>Actual</u>	<u>Balance</u>
5700	Local and Intermediate Revenues	\$19,623,032	\$18,431,351	\$1,191,681
5800	State Program Revenues	\$ -	\$ 576,215	\$ (576,215)
5900	Federal Revenues	\$ -	\$ -	\$ -
Total Revenues		\$19,623,032	\$19,007,566	\$ 615,466
Proposed Appropriations				
71	Debt Service	\$19,510,553	\$10,625,273	\$8,885,280
Totals		\$19,510,553	\$10,625,273	\$8,885,280

**Medina Valley Independent School District
Investment Report for the Quarter Ending February 28, 2023**

Depository Type	Account Name	Type of Account	%	11/30/22	11/30/22	Changes			2/28/23	2/28/23
				Book Value	Market Value	Deposits	Withdrawals	Interest	Book Value	Market Value
Lone Star Investment Pool	General Operating	Overnight Plus	4.58%	\$ 29,349,358	\$ 29,346,071	\$ 34,858,240	\$ (18,476,215)	\$ 427,886	\$ 46,159,270	\$ 46,163,447
Lone Star Investment Pool	Interest & Sinking	Overnight Plus	4.58%	\$ 7,479,737	\$ 7,478,899	\$ 16,864,980	\$ (10,624,773)	\$ 140,008	\$ 13,859,953	\$ 13,861,207
Lone Star Investment Pool	Projects (Series 2019)	Overnight Plus	4.58%	\$ 2,739,783	\$ 2,739,477	\$ -	\$ (51,060)	\$ 30,807	\$ 2,719,531	\$ 2,719,778
Lone Star Investment Pool	Projects (Series 2021)	Overnight Plus	4.58%	\$ 37,035,110	\$ 37,030,965	\$ -	\$ (6,000,096)	\$ 401,890	\$ 31,436,904	\$ 31,439,749
Lone Star Investment Pool	Projects (Series 2022)	Overnight Plus	4.58%	\$ 15,087,492	\$ 15,085,803	\$ -	\$ (2,343,178)	\$ 153,708	\$ 12,898,022	\$ 12,899,190
Broadway Bank	General Operating	Public Funds Now	0.00%	\$ 3,266,320	\$ 3,266,320	\$ 38,860,720	\$ (33,304,741)	\$ -	\$ 8,822,299	\$ 8,822,299
Broadway Bank	Payroll	Public Funds Now	0.00%	\$ 598,104	\$ 598,104	\$ 15,861,040	\$ (15,987,451)	\$ -	\$ 471,693	\$ 471,693
Broadway Bank	Workers Compensation	Public Funds Now	0.00%	\$ 883,673	\$ 883,673	\$ 94,474	\$ (45,073)	\$ -	\$ 933,075	\$ 933,075
Total				\$ 96,439,577	\$ 96,429,311	\$ 106,539,455	\$ (86,832,586)	\$1,154,300	\$ 117,300,746	\$ 117,310,437



Medina Valley
INDEPENDENT SCHOOL DISTRICT

Superintendent Briefing

February 27, 2023



Medina Valley
INDEPENDENT SCHOOL DISTRICT

Employee of the Month

March
2023



Marcela Rodriguez, Loma Alta MS Math Specialist

School Social Work *Week*



Thank you!

We celebrated School Social Work Week from March 5-11.

We thank our social workers who "rise up" each and every day for our students, family and community.



From dressing up to eating "Green Eggs and Ham" to listening to special guest readers, students got excited about reading during Read Across America Week, the nation's largest celebration of reading.



More than 120 students from all district schools filled the track field for the second annual MVISD Special Olympics. The event provides athletic competition in Olympic-type sports for children and adults with disabilities.

The message behind the event: inclusion and community where every person is accepted and welcomed, regardless of ability or disability.

More than 100 students earned elementary UIL finalist awards in art, dictionary, music memory, number sense, spelling and other categories.





Medina Valley High School choir and band students received superior ratings at the UIL Solo and Ensemble competition in February.

In choir, nine of 21 students received a division 1 superior rating, qualifying for the state competition. In band, six soloists and six ensembles qualified for state in Austin in May.



Medina Valley High School hosted the UIL One-Act Play contest March 7.

Our high school students, who performed *These Shining Lives*, advanced to the bi-district level.

- Best Performer - Francia DeJesus
- All-Star Cast - Isabel Davidson & Esai Gomez
- Honorable Mention All-Star Cast - Kyla Billups
- Tech Award - Rilyn Young

Medina Valley High School junior Laura Hill will be presenting her self-portrait at the state level of the Visual Art Scholastic Event.

She and 16 other students presented their artwork in a one-on-one interview yesterday at the regional event.



**Medina Valley High School
powerlifting athletes are
state bound.**

**Leah Bazan placed 2nd at
the Regional Powerlifting
Meet and qualified for
state.**

**Gavyn Aguirre and Layne
Schuchart both placed 7th
at Regionals and also are
moving on to state.**



District Enrollment

	5/27/22	03/10/23
Castroville Elementary	616	636
LaCoste Elementary	660	769
Ladera Elementary	659	781
Luckey Ranch Elementary	750	888
Potranco Elementary	783	890
Medina Valley Middle School	916	1,042
Loma Alta Middle School	760	797
Medina Valley High School	1,921	2,135
<u>District-Wide</u>	7,065	7,938

Medina Valley ISD Board of Trustees is committed to Good Governance and becoming the best Board in the state. To that end, MVISD Trustees are committed to developing a system that supports the *Three Essential Roles* (see model) and is committed to always operating in the Strategic Role while striving for the best processes to support the Tactical and Operational Roles.

Additionally, the MVISD Board of Trustees will model continuous improvement by utilizing a Board Scorecard in order to continuously improve Good Governance outcomes and will oversee the district progress through the use of a district balanced scorecard. By doing so, we are committing to work ON Good Governance and OVERSEE district outcomes.

In addition to adherence to and support of the Three Essential Roles, we will strive for excellence in Good Governance by committing to the following norms which were developed as a Team of Eight in Spring, 2023:

Before Board Meetings, Members Will:

1. Submit items for inclusion on the agenda by noon of the Monday of the week preceding the meeting day for regular and special meetings so the Superintendent may assemble information bearing on the item before the meeting
2. Ensure Board members receive all relevant materials, information, data, etc. related to the agenda items at least 72 hours in advance of regular and special meetings. Board members will direct individual requests for additional materials or information specific to agenda related questions to the Superintendent at least ??? hours prior to the meeting.
3. Request information from or through the Superintendent, and only from staff members with the prior knowledge of the Superintendent.
4. Refer all persons with positive or negative comments regarding school district operations to the proper staff person or administrator directly responsible for the operational activity. Focus on the Board's role and not become involved in the day-to-day operations of the school system. We will not engage in the resolution of problems; rather we will refer these concerns to the Superintendent.
5. Limit the amount of time Board members spend in schools and Central Administration to only scheduled Board meetings, committee meetings, agenda setting, and other Board approved meetings, tours or events of which the entire Board is aware.

During Board Meetings, Members Will:

1. Ensure they are fully prepared, on time and ready to participate.
2. Endeavor to start and end meetings on time.
3. Avoid hidden agendas and springing any surprises on other members.
4. Once recognized by the Board President, ensure that each board member is allowed to speak without interruption.
5. Focus on an agenda item until it is resolved or until a specified time has been reached to resume the resolution process.
6. Say it once, say it well.
7. Model the behaviors the Board expects of students, staff, and community members.
8. Before committing to a position on an agenda item or issue make sure all relevant information has been presented, including the Superintendent's recommendation.

After Board Meetings, Members Will:

1. Support the decisions of the Board and will not work to undermine Board decisions or encourage others to do so.
2. Abide by the confidentiality laws of executive session and ensure all documents, records, reports, etc. are treated in accordance with applicable laws, regulations, policies, etc.
3. Faithfully serve in trust for the entire community.

During Board meetings, Trustees will commit to staying in the Strategic role by focusing on good questioning techniques. The following questions are a sampling of the types of questions that the Medina Valley Trustees are committed to utilizing:

**Medina Valley Independent School District
Regular School Board Meeting**

Board Minutes

February 27, 2023, 6:30 PM

MVISD Board Room, 8449 FM 471 S., Castroville, TX 78009

A **Regular Board Meeting** of the Board of Trustees was held Monday, February 27, 2023, beginning at 6:30 PM at the Medina Valley ISD Central Office Board Room.

I. First Order of Business

A Establish a Quorum

Beth Zinsmeyer, Board President, called the Medina Valley ISD Regular Board Meeting to order at 6:30 pm. A quorum of the Board Members were present, Shannon Beasley, Veronica Cavazos, Matt Castiglione, Paula Davidson, Mario De Leon, and Beth Zinsmeyer. Jennilea Campbell was absent.

B Pledge of Allegiance to the Flag followed by a moment of silence

Everyone joined in the Pledge of Allegiance to the Flag followed by a moment of silence.

II. Student/Staff Recognition

A Carissa Ceasor - 1st place State UIL Congressional Debate

B Aiden Fish - 2nd place State American Legion Oratorical Contest

C Jenna Boehme - State Qualified, 100-yard Breaststroke

D Star Students - Castroville Elementary

E Above & Beyond Service Staff Recognition - Castroville Elementary

The Board took a Short Break.

III. Public Comment

Terry Beck, Topic: General

Hank Seay, Topic: General

Chris Schuchart, Topic: General

Anna Whorton, Topic: General

IV. Announcements/Communications/Presentations

A Construction Update, presented by Rafael Barajas

B Financial Briefing, presented by Juan C. Zamora

C Superintendent Briefing, presented by Dr. Caloss

D Board Committee Reports

- Finance & Operations Committee, presented by Matt Castiglione, Committee Chair
- Curriculum Committee, presented by Veronica Cavazos, Committee Member

Medina Valley Independent School District
Regular School Board Meeting

Board Minutes

February 27, 2023, 6:30 PM

MVISD Board Room, 8449 FM 471 S., Castroville, TX 78009

V. Discussion and Possible Action Items

A Consent Agenda Items

- 1 Minutes of Regular Board Meeting on January 23, 2023 and Special Meeting on February 6, 2023

Matt Castiglione made a Motion, seconded by Veronica Cavazos, to approve the consent agenda items as presented. All of the Board Members voted for and the Motion passed.

B Consider MVISD High School #2 Schematic Design

Shannon Beasley made a Motion, seconded by Veronica Cavazos, to approve the MVISD High School #2 Schematic Design as presented. All of the Board Members voted for and the Motion passed.

C Consider Resolution regarding weather related closure of school

Veronica Cavazos made a Motion, seconded by Mario De Leon, to adopt the resolution regarding the weather related closure of school as presented. All of the Board Members voted for and the Motion passed.

D Consider TASB initiated Board Policy Update 120 affecting Local Policies BBB, CB, CKC, CRD, FFI, FNG, and FO

Matt Castiglione made a Motion, seconded by Veronica Cavazos, to approve TASB initiated Board Policy Update 120 affecting Local Policies BBB, CB, CKC, CRD, FNG, and FO as presented. All of the Board Members voted for and the Motion passed.

E Consider purchase of High School Bathroom Portable Building

Shannon Beasley made a Motion, seconded by Veronica Cavazos, approve the purchase of a High School Bathroom Portable Building as presented. All of the Board Members voted for and the Motion passed.

F Consider purchase of Suburbans for CTE

This agenda it will be moved to a future Board Meeting.

G Consider Budget Amendment

Shannon Beasley made a Motion, seconded by Veronica Cavazos, approve the Budget Amendment as presented. Shannon Beasley, Veronica Cavazos, Paula Davidson, Mario De Leon, and Beth Zinsmeyer voted for and Matt Castiglione voted against. The Motion passed.

Medina Valley Independent School District
Regular School Board Meeting

Board Minutes

February 27, 2023, 6:30 PM

MVISD Board Room, 8449 FM 471 S., Castroville, TX 78009

VI. Closed Session

The Board President, Beth Zinsmeyer announced that in accordance with the Texas Open Meetings Act, under the exceptions noted in TX Govt. Code Section 551.074 Personnel Matters, TX Govt. Code Section 551.072 Deliberation Regarding Real Property, TX Govt. Code Section 551.071 Consultation with Attorney, the Board of Trustees convened into a closed session at 8:36 pm. All voting or action will take place when the Board reconvenes in the open session.

- A Consultation with Attorney (TX Govt. Code Section 551.071)
 - The Board will consult with its legal counsel regarding a grievance
- B Personnel Matters (TX Govt. Code Section 551.074)
 - The Board will consider the Level III grievance of Jessica Fischer
 - Superintendent Evaluation
 - Head Football Coach
- C Deliberation Regarding Real Property (TX Govt. Code Section 551.072)

Board President Beth Zinsmeyer announced that the Board would reconvene into Open Session on February 27, 2023 at 8:51 pm.

I. Continued Discussion and Possible Action Items

- B Consider professional contract recommendations – *this agenda item was moved forward*

Matt Castiglione made a Motion, seconded by Veronica Cavazos, to approve the contract recommendation by the Superintendent for Andrew Britt for Head Football Coach as presented. All of the Board Members voted for and the Motion passed.

Board President Beth Zinsmeyer announced that the Board would reconvene into Closed Session at 8:52 pm.

Board President Beth Zinsmeyer announced that the Board would reconvene into Open Session at 10:29 pm on February 27, 2023.

- A Consider and take possible action regarding the Level III grievance of Jessica Fischer

Mario De Leon made a Motion, seconded by Veronica Cavazos, to DENY the Level Three grievance of Jessica Fischer and to further move that the Board deny the requested remedies. Mario De Leon, Veronica Cavazos, Shannon Beasley, Beth Zinsmeyer voted for, Matt Castiglione and Paula Davidson voted against and the Motion passed.

**Medina Valley Independent School District
Regular School Board Meeting**

Board Minutes

February 27, 2023, 6:30 PM

MVISD Board Room, 8449 FM 471 S., Castroville, TX 78009

B Consideration of future meeting dates

- A Board Workshop is scheduled for March 6, 2023.
- The next Regular Board Meeting is scheduled for March 27, 2023.

II. Adjournment

Shannon Beasley made a Motion, seconded by Matt Castiglione, to adjourn the Regular Board Meeting at 10:31 pm on February 27, 2023. All of the Board Members voted for and the Motion passed.

Beth Zinsmeyer, Board President

Shannon Beasley, Board Vice President

Board Approved _____

**Medina Valley Independent School District
Special School Board Meeting**

Board Minutes

March 6, 2023, 6:30 PM

Medina Valley ISD Central Office Board Room

A **Board Workshop** of the Board of Trustees was held Monday, March 6, 2023, beginning at 7:30 PM at the Medina Valley ISD Central Office Board Room.

I. First Order of Business

A Establish a Quorum

Beth Zinsmeyer, Board President, called the Medina Valley ISD Special Board Meeting to order at 7:34 pm. A quorum of the Board Members were present, Shannon Beasley, Jennilea Campbell, Veronica Cavazos, Matt Castiglione, Paula Davidson, Mario De Leon, and Beth Zinsmeyer.

B Pledge of Allegiance to the Flag followed by a moment of silence

Everyone joined in the Pledge of Allegiance to the Flag followed by a moment of silence.

II. Public Comment - None

III. Board Workshop

A Report on District Strategic Plan - Scorecard

B Good Governance Inventory Follow-Up

IV. Adjournment

Jennilea Campbell made a Motion, seconded by Shannon Beasley, to adjourn the Board Workshop at 8:41 pm on March 6, 2023.

Beth Zinsmeyer, Board President

Shannon Beasley, Board Vice President

Board Approved _____

2023 - 2024 MVISD School District Calendar

JULY 2023						
S	M	T	W	T	F	S
						1
2	3	4	5	6	7	8
9	10	11	12	13	14	15
16	17	18	19	20	21	22
23	24	25	26	27	28	29
30	31					

AUGUST 2023						
S	M	T	W	T	F	S
		1	2	3	4	5
6	7	8	9	10	11	12
13	14	15	16	17	18	19
20	(21	22	23	24	25	26
27	28	29	30	31		

SEPTEMBER 2023						
S	M	T	W	T	F	S
					1	2
3	4	5	6	7	8	9
10	11	12	13	14	15	16
17	18	19	20	21	22	23
24	25	26	27)	(28	29	30

OCTOBER 2023						
S	M	T	W	T	F	S
1	2	3	4	5	6	7
8	9	10	11	12	13	14
15	16	17	18	19	20	21
22	23	24	25	26	27	28
29	30	31				

NOVEMBER 2023						
S	M	T	W	T	F	S
			1	2	3	4
5	6	7)	(8	9	10	11
12	13	14	15	16	17	18
19	20	21	22	23	24	25
26	27	28	29	30		

DECEMBER 2023						
S	M	T	W	T	F	S
					1	2
3	4	5	6	7	8	9
10	11	12	13	14	15	16
17	18	19	20	21)	22	23
24	25	26	27	28	29	30
31						

JANUARY 2024						
S	M	T	W	T	F	S
	1	2	3	4	5	6
7	8	(9	10	11	12	13
14	15	16	17	18	19	20
21	22	23	24	25	26	27
28	29	30	31			

FEBRUARY 2024						
S	M	T	W	T	F	S
				1	2	3
4	5	6	7	8	9	10
11	12	13	14	15	16	17
18	19	20	21	22)	(23	24
26	27	28	29			

MARCH 2024						
S	M	T	W	T	F	S
					1	2
3	4	5	6	7	8	9
10	11	12	13	14	15	16
17	18	19	20	21	22	23
24	25	26	27	28	29	30
31						

APRIL 2024						
S	M	T	W	T	F	S
	1	2	3	4	5	6
7	8	9	10	11	12	13
14	15	16)	(17	18	19	20
21	22	23	24	25	26	27
28	29	30				

MAY 2024						
S	M	T	W	T	F	S
			1	2	3	4
5	6	7	8	9	10	11
12	13	14	15	16	17	18
19	20	21	22	23	24	25
26	27	28	29	30)	31	

JUNE 2024						
S	M	T	W	T	F	S
						1
2	3	4	5	6	7	8
9	10	11	12	13	14	15
16	17	18	19	20	21	22
23	24	25	26	27	28	29
30						

Holidays	Academic Hours	Calendar Key
September 4 Labor Day	1st 6wks = 27 Days (8/21/23 - 9/27/23)	Student & Staff Holiday
November 20 - 24 Thanksgiving	2nd 6wks = 27.5 Days (9/28/23 - 11/7/23)	Early Release / Teacher Workday (10/27 & 2/16)
Dec. 22 – Jan. 8 Winter Holiday	3rd 6wks = 27 Days (11/8/23 - 12/21/23)	Student Holiday / Staff Development
January 15 MLK Day	4th 6wks = 29.5 Days (1/9/24 - 2/22/24)	Student Holiday / Staff Trade Out Days
March 11 - 15 Spring Break	5th 6wks = 30 Days (2/23/24 - 4/16/24)	New Teacher Orientation
May 27 Memorial Day	6th 6wks = 30 Days (4/17/24-5/30/24)	Bad Weather / Makeup Day *if needed
	Total = 171 Days	(= Start 6wks 103
	HS Minutes = 79,515, HS Hours: 8:30 a.m. - 4:15 p.m.) = End 6wks
	MS Minutes = 78,831, MS Hours: 8:10 a.m. – 3:31 p.m.	
	ES Minutes = 76,950, ES Hours: 7:50 a.m. – 3:10 p.m.	

Current Title 22-23		New Title 23-24	Employee	Pay Grade	Days
EL Specialist	change to	Bilingual/ESL Coordinator	New Hire	Same Pay Grade	Increase in days
Dyslexia Specialist	change to	PK-5 RLA/Social Studies Coordinator	Same employee	Same Pay Grade	Increase in days
RtI Specialist	change to	PK-5 Math/Science Coordinator	Same employee	Same Pay Grade	Increase in days
Secondary GT Specialist	change to	Instructional Technology Specialist	Same employee	Same Pay Grade	Increase in days
IMA, Core subjects Coordinator	change to	IMA, Assessment, Accountability Coordinator	Same employee	Same Pay Grade	Same days
Director of Federal Programs and Grants	change to	Director of Special Programs and Student Services	Same employee	Same Pay Grade	Same days
Director of Special Programs	Change to	Director of Special Education	Same employee	Same Pay Grade	Same days
Assistant Director of Special Programs	Change to	Assistant Director of Special Education	Same employee	Same Pay Grade	Same days
Special Programs Specialist	Change to	Special Education Specialist	Same employee	Same Pay Grade	Same days
SLP/LSSP Coordinator	Change to	Coordinator of Evaluation and Related Services	Same employee	Same Pay Grade	Same days
Assistant Superintendent C&I and Student Operations	Change to	Assistant Superintendent C&I	Same employee	Same Pay Grade	Same days
Superintendent Admin. Assistant/PIO	Change to	Admin Assistant to Superintendent/Board	Same employee	Same Pay Grade	Same days
New for 23-24 Campus Admin Position	New	Academic Dean- Middle School	New Hire	PG4	207
New for 23-24 High School	New	CCMR Advisor	New Hire	Teacher	197