

**Medina Valley Independent School District
Board of Trustees
Regular Meeting on Monday, April 19, 2021 at 6:30 PM
MVISD Video/Teleconference System**

A Regular Meeting of the MVISD Board of Trustees was held on Monday, April 19, 2021, beginning at 6:30 PM at/on MVISD Video/Teleconference System.

I. First Order of Business

- A Establish a Quorum
- B Pledge of Allegiance to the Flag followed by a moment of silence

II. Announcements/Communications/Presentations

- A Construction Update 2
Paul Holzhaus
- B Financial Briefing 27
Juan C. Zamora
- C Superintendent Briefing 52
Dr. Kenneth Rohrbach
- D Annual Report of Continuing Education Credit Hours for Board Members 56
Dr. Kenneth Rohrbach, Mario De Leon

III. Public Comment

At Regular Board Meetings the Board shall permit public comment on any topic. At all other Board Meetings public comments will be limited to items on the agenda posted with the notice of the meeting. All Public Comments are limited to 5 minutes.

IV. Discussion and Possible Action Items

- A Consider Equalis Cooperative Purchasing Agreement 65
Juan Zamora
- B **Consent Agenda Items**
 - 1 Minutes of Regular Board Meeting on March 22, 2021 72
 - 2 **Superintendent's Report on Budgeted Purchases of Goods/Services in Excess of \$50,000**
 - a Artcobell 76
 - b Park Place Recreation Designs 78
- C Consider Bilingual and ESL Stipends for the 2021-2022 School Year 86
Dr. Kenneth Rohrbach, Jason Migura
- D Consider Adoption of Allotment and TEKS Certification for 2021-2022 88
Dr. Dwight McHazlett
- E Consider Adoption of Instructional Materials Related to Proclamation 2021 90
Dr. Dwight McHazlett

V. Closed Session

- A Personnel Matters (TX Govt. Code Section 551.074)
- B Deliberation Regarding Real Property (TX Govt. Code Section 551.072)

VI. Continued Discussion and Possible Action Items

- A Consider professional contract recommendations
Dr. Kenneth Rohrbach
- B Consider adopting a Resolution approving the purchase of an approximate **84.72**-acre tract of real property located in Medina County, Texas and authorizing the Superintendent to act on behalf of the Board to enter into a Contract for the Purchase of Real Estate in substantially the same form as presented to the Board.
Dr. Kenneth Rohrbach
- C Consider adopting a Resolution approving the purchase of an approximate **21.09**-acre tract of real property located in Medina County, Texas and authorizing the Superintendent to act on behalf of the Board to enter into a Contract for the Purchase of Real Estate in substantially the same form as presented to the Board.
Dr. Kenneth Rohrbach
- D Consideration of future meeting dates

VII. Adjournment

(Items do not have to be taken in the same order as shown on the meeting agenda.)



"Every Child Deserves a Champion"

Construction Update

April 19, 2021

Ladera Elementary (Entrance)



Ladera Elementary



Ladera Elementary

(Front Entry)



Ladera Elementary

(Front Entry)



Ladera Elementary

(Planter Boxes)



Ladera Elementary

(Main Entry – Suspended Lighting)



Ladera Elementary (Reception Area)



Ladera Elementary

(Administration Office Carpet)



Ladera Elementary

(Classroom Doors)



Ladera Elementary

(Library Signage)



Ladera Elementary

(Library/Ceiling Pipe Feature)



Ladera Elementary (Library – Reading Area)



Ladera Elementary (Library – Circulation Desk)



Ladera Elementary (Cafeteria)



Ladera Elementary (Kitchen Area Floor Tile)



Ladera Elementary

(Kitchen Equipment)



Ladera Elementary

(Serving Line)



Ladera Elementary (Outdoor Learning Area)



Ladera Elementary

(Gym Signage)



Ladera Elementary

(Gym Rubber Flooring)



Ladera Elementary (Portable Building Location)



Ladera Elementary (Ladera Hills)



Ladera Elementary (Ladera Hills)



Ladera Elementary

(Elementary #5)



Substantial Completion Date → April 30, 2021

**MARCH 2021
MEDINA VALLEY INDEPENDENT SCHOOL DISTRICT
GENERAL FUND FINANCIAL STATEMENT**

<u>Estimated Revenues</u>	<u>Original Budget</u>	<u>Current Budget</u>	<u>Current Period Actual</u>	<u>YTD Actual</u>	<u>Estimated Revenue/Encumbrance</u>	<u>Total Estimated Rev/Expense</u>	<u>Balance</u>	<u>Current Year Percent Recognized</u>	<u>Prior Year Percent Recognized</u>
5700 Local Revenues	\$ 21,186,077	\$ 20,950,077	\$ 1,006,730	\$ 21,433,681	\$ 400,000	\$ 21,833,681	\$ (883,604)	102.31%	94.27%
5800 State Program Revenues	\$ 31,983,066	\$ 31,508,066	\$ 378,738	\$ 13,248,768	\$ 18,804,298	\$ 32,053,066	\$ (545,000)	42.05%	42.04%
5900 Federal Revenues	\$ 475,000	\$ 475,000	\$ 464,429	\$ 578,898	\$ 55,000	\$ 633,898	\$ (158,898)	121.87%	246.53%
Total Revenues	\$ 53,644,143	\$ 52,933,143	\$ 1,849,897	\$ 35,261,347	\$ 19,259,298	\$ 54,520,645	\$ (1,587,502)	66.61%	65.76%
Proposed Appropriations									
11 Instruction	\$ 31,087,462	\$ 31,087,462	\$ 2,457,624	\$ 17,185,435	\$ 12,706,494	\$ 29,891,929	\$ 1,195,533	55.28%	56.19%
12 Media Services	\$ 521,698	\$ 521,698	\$ 53,129	\$ 308,815	\$ 216,288	\$ 525,103	\$ (3,405)	59.19%	67.24%
13 Staff Development	\$ 666,022	\$ 666,022	\$ 35,085	\$ 306,129	\$ 183,771	\$ 489,900	\$ 176,123	45.96%	61.99%
21 Instruct. Leadership	\$ 1,220,908	\$ 1,220,908	\$ 119,245	\$ 602,053	\$ 437,269	\$ 1,039,321	\$ 181,587	49.31%	54.64%
23 School Leadership	\$ 2,774,561	\$ 2,774,561	\$ 219,377	\$ 1,568,032	\$ 1,187,115	\$ 2,755,146	\$ 19,414	56.51%	58.80%
31 Counseling	\$ 1,765,040	\$ 1,765,040	\$ 140,799	\$ 975,672	\$ 737,500	\$ 1,713,172	\$ 51,868	55.28%	65.77%
32 Social Work Services	\$ 451,229	\$ 451,229	\$ 34,124	\$ 244,666	\$ 191,919	\$ 436,585	\$ 14,644	54.22%	50.23%
33 Health Services	\$ 581,614	\$ 581,614	\$ 49,595	\$ 366,646	\$ 260,674	\$ 627,320	\$ (45,706)	63.04%	50.34%
34 Student Transportation	\$ 3,586,985	\$ 3,586,985	\$ 253,206	\$ 1,673,921	\$ 1,075,810	\$ 2,749,731	\$ 837,255	46.67%	65.60%
35 Food Service	\$ 44,247	\$ 44,247	\$ -	\$ -	\$ 44,247	\$ 44,247	\$ -	0.00%	0.00%
36 Extracurricular Activities	\$ 1,686,975	\$ 1,686,975	\$ 121,873	\$ 872,096	\$ 457,574	\$ 1,329,670	\$ 357,305	51.70%	50.25%
41 General Admin	\$ 1,582,333	\$ 1,582,333	\$ 93,674	\$ 866,137	\$ 506,521	\$ 1,372,657	\$ 209,676	54.74%	57.98%
51 Maint. Operations	\$ 6,700,000	\$ 6,700,000	\$ 439,244	\$ 3,340,327	\$ 1,846,842	\$ 5,187,170	\$ 1,512,830	49.86%	50.70%
52 Security/Monitoring	\$ 345,297	\$ 345,297	\$ 55,695	\$ 223,699	\$ 165,541	\$ 389,240	\$ (43,943)	64.78%	30.14%
53 Data Processing	\$ 1,590,567	\$ 1,590,567	\$ 124,252	\$ 1,013,353	\$ 469,277	\$ 1,482,630	\$ 107,937	63.71%	73.52%
61 Community Services	\$ 25,483	\$ 25,483	\$ 1,530	\$ 12,566	\$ 9,679	\$ 22,245	\$ 3,238	49.31%	30.69%
81 Facilities Construction	\$ 75,000	\$ 75,000	\$ -	\$ -	\$ 17,200	\$ 17,200	\$ 57,800	0.00%	0.00%
95 Payments to JJAEP	\$ 5,000	\$ 5,000	\$ -	\$ -	\$ -	\$ -	\$ 5,000	0.00%	0.00%
99 Other Intergovernmental	\$ 400,000	\$ 400,000	\$ 99,722	\$ 295,500	\$ 101,142	\$ 396,642	\$ 3,358	73.87%	85.38%
Totals	\$ 55,110,422	\$ 55,110,422	\$ 4,298,175	\$ 29,855,046	\$ 20,614,862	\$ 50,469,908	\$ 4,640,514	54.17%	56.88%
Current Year Estimated Surplus/Deficit	\$ (1,466,279)	\$ (2,177,279)							
Beginning Fund Balance	\$ 21,458,050	\$ 21,458,051							
Est. Ending Fund Balance	\$ 19,991,771	\$ 19,280,772							

MARCH 2021
MEDINA VALLEY INDEPENDENT SCHOOL DISTRICT
GENERAL FUND FINANCIAL STATEMENT
(Realized Expenses Only)

<u>Estimated Revenues</u>	<u>Original Budget</u>	<u>Current Budget</u>	<u>1st Quarter</u>	<u>December</u>	<u>January</u>	<u>February</u>	<u>March</u>	<u>YTD Actual</u>	<u>Balance</u>
5700 Local Revenues	\$ 21,186,077	\$ 20,950,077	\$ 877,093	\$ 10,857,848	\$ 6,368,689	\$ 2,323,321	\$ 1,006,730	\$ 21,433,681	\$ (483,604)
5800 State Program Revenues	\$ 31,983,066	\$ 31,508,066	\$ 12,405,106	\$ 306,142	\$ 79,391	\$ 79,391	\$ 378,738	\$ 13,248,768	\$ 18,259,298
5900 Federal Revenues	\$ 475,000	\$ 475,000	\$ 73,132	\$ 17,601	\$ 14,511	\$ 9,225	\$ 464,429	\$ 578,898	\$ (103,898)
Total Revenues	\$ 53,644,143	\$ 52,933,143	\$ 13,355,331	\$ 11,181,591	\$ 6,462,591	\$ 2,411,937	\$ 1,849,897	\$ 35,261,347	\$ 17,671,796
<u>Proposed Appropriations</u>									
11 Instruction	\$ 31,087,462	\$ 31,087,462	\$ 7,196,033	\$ 2,444,329	\$ 2,654,649	\$ 2,432,799	\$ 2,457,624	\$ 17,185,434	\$ 13,902,027
12 Media Services	\$ 521,698	\$ 521,698	\$ 141,736	\$ 36,342	\$ 42,910	\$ 34,697	\$ 53,129	\$ 308,815	\$ 212,883
13 Staff Development	\$ 666,022	\$ 666,022	\$ 130,145	\$ 69,968	\$ 38,020	\$ 32,911	\$ 35,085	\$ 306,129	\$ 359,893
21 Instruct. Leadership	\$ 1,220,908	\$ 1,220,908	\$ 238,905	\$ 80,134	\$ 84,990	\$ 78,779	\$ 119,245	\$ 602,053	\$ 618,855
23 School Leadership	\$ 2,774,561	\$ 2,774,561	\$ 663,564	\$ 224,206	\$ 242,903	\$ 217,981	\$ 219,377	\$ 1,568,031	\$ 1,206,529
31 Counseling	\$ 1,765,040	\$ 1,765,040	\$ 411,552	\$ 135,217	\$ 137,993	\$ 150,112	\$ 140,799	\$ 975,672	\$ 789,368
32 Social Work Services	\$ 451,229	\$ 451,229	\$ 103,792	\$ 34,569	\$ 37,612	\$ 34,569	\$ 34,124	\$ 244,666	\$ 206,563
33 Health Services	\$ 581,614	\$ 581,614	\$ 158,244	\$ 51,027	\$ 52,792	\$ 54,988	\$ 49,595	\$ 366,646	\$ 214,968
34 Student Transportation	\$ 3,586,985	\$ 3,586,985	\$ 767,213	\$ 217,536	\$ 245,894	\$ 190,072	\$ 253,206	\$ 1,673,921	\$ 1,913,064
35 Food Service	\$ 44,247	\$ 44,247	\$ -	\$ -	\$ -	\$ -	\$ -	\$ -	\$ 44,247
36 Extracurricular Activities	\$ 1,686,975	\$ 1,686,975	\$ 326,523	\$ 125,873	\$ 191,968	\$ 105,860	\$ 121,873	\$ 872,096	\$ 814,879
41 General Admin	\$ 1,582,333	\$ 1,582,333	\$ 387,397	\$ 124,806	\$ 159,706	\$ 100,553	\$ 93,674	\$ 866,135	\$ 716,197
51 Maint. Operations	\$ 6,700,000	\$ 6,700,000	\$ 1,541,859	\$ 438,138	\$ 483,359	\$ 437,726	\$ 439,244	\$ 3,340,327	\$ 3,359,673
52 Security/Monitoring	\$ 345,297	\$ 345,297	\$ 50,765	\$ 61,493	\$ 22,637	\$ 33,108	\$ 55,695	\$ 223,699	\$ 121,598
53 Data Processing	\$ 1,590,567	\$ 1,590,567	\$ 545,318	\$ 113,132	\$ 122,035	\$ 108,616	\$ 124,252	\$ 1,013,353	\$ 577,213
61 Community Services	\$ 25,483	\$ 25,483	\$ 5,300	\$ 1,589	\$ 2,606	\$ 1,540	\$ 1,530	\$ 12,566	\$ 12,917
81 Facilities Construction	\$ 75,000	\$ 75,000	\$ -	\$ -	\$ -	\$ -	\$ -	\$ -	\$ 75,000
95 Payments to JJAEP	\$ 5,000	\$ 5,000	\$ -	\$ -	\$ -	\$ -	\$ -	\$ -	\$ 5,000
99 Other Intergovernmental	\$ 400,000	\$ 400,000	\$ 96,055	\$ 99,722		\$ -	\$ 99,722	\$ 295,500	\$ 104,500
Totals	\$ 55,110,422	\$ 55,110,422	\$ 12,764,402	\$ 4,258,084	\$ 4,520,073	\$ 4,014,312	\$ 4,298,175	\$ 29,855,045	\$ 25,255,377

MARCH 2021
MEDINA VALLEY INDEPENDENT SCHOOL DISTRICT
GENERAL FUND FINANCIAL STATEMENT

MARCH TAX COLLECTIONS

	Tax Levy/			Current				Uncollected	Current Year	Prior Year
	Beginning	Cumulative	Adjusted Levy	Month	YTD	YTD	YTD Other			
<u>M&O Taxes</u>	Balance	Adjustment	Adjusted Levy	Collections	Collections	Discount	Adjustment	Balance	Collections	Collections
2020 Tax Levy	\$ 21,908,956	\$ 85,198	\$ 21,994,154	\$ 910,898	\$ 20,871,175	\$ -	\$ 4	\$ 1,122,983	94.89%	\$ -
Delinquent Tax Years	\$ 1,154,402	\$ (143,587)	\$ 1,010,815	\$ 40,181	\$ 220,937	\$ -	\$ 2	\$ 789,880	21.86%	\$ -
	\$ 23,063,358	\$ (58,389)	\$ 23,004,969	\$ 951,079	\$ 21,092,112	\$ -	\$ 6	\$ 1,912,863	91.69%	\$ -

	Beginning			Month				Uncollected	Current Year	Prior Year
	Balance	Adjustment	Adjusted Levy	Collections	Collections	Discount	YTD Other			
<u>I&S Taxes</u>	Balance	Adjustment	Adjusted Levy	Collections	Collections	Discount	Adjustment	Balance	Collections	Collections
2020 Tax Levy	\$ 11,887,935	\$ 26,070	\$ 11,914,005	\$ 494,381	\$ 11,304,539	\$ -	\$ (0)	\$ 609,466	94.88%	\$ -
Delinquent Tax Years	\$ 420,363	\$ (53,342)	\$ 367,022	\$ 15,963	\$ 91,433	\$ -	\$ (0)	\$ 275,589	24.91%	\$ -
	\$ 12,308,299	\$ (27,272)	\$ 12,281,027	\$ 510,344	\$ 11,395,972	\$ -	\$ (0)	\$ 885,055	92.79%	\$ -

	Beginning			Month				Uncollected	Current Year	Prior Year
	Balance	Adjustment	Adjusted Levy	Collections	Collections	Discount	YTD Other			
<u>Total Tax Collections</u>	Balance	Adjustment	Adjusted Levy	Collections	Collections	Discount	Adjustment	Balance	Collections	Collections
2020 Tax Levy	\$ 33,796,891	\$ 111,268	\$ 33,908,159	\$ 1,405,279	\$ 32,175,714	\$ -	\$ 4	\$ 1,732,449	94.89%	\$ -
Delinquent Tax Years	\$ 1,574,765	\$ (196,928)	\$ 1,377,837	\$ 56,144	\$ 312,370	\$ -	\$ 2	\$ 1,065,469	22.67%	\$ -
	\$ 35,371,657	\$ (85,660)	\$ 35,285,997	\$ 1,461,423	\$ 32,488,084	\$ -	\$ 6	\$ 2,797,919	92.07%	\$ -

TAX COLLECTIONS SUMMARY

	Current Year			
	Budget	Current		
		Month	YTD	% Collected
<u>M&O Collections</u>				
Current Year Tax	\$ 20,395,077	\$ 910,898	\$ 20,925,895	102.60%
Delinquent Tax Years	\$ 200,000	\$ 40,181	\$ 194,386	97.19%
Interest	\$ 200,000	\$ 47,292	\$ 111,066	55.53%
	\$ 20,795,077	\$ 998,371	\$ 21,231,347	102.10%

	Prior Year			
	Budget	Current		
		Month	YTD	% Collected
	\$ 21,131,000	\$ 214,811	\$ 20,417,852	96.63%
	\$ 217,000	\$ 16,424	\$ (51,814)	-23.88%
	\$ 217,000	\$ 26,476	\$ 106,107	48.90%
	\$ 21,565,000	\$ 257,711	\$ 20,472,145	94.93%

	Current Year			
	Budget	Current		
		Month	YTD	% Collected
<u>I&S Collections</u>				
Current Year Tax	\$ 12,083,706	\$ 494,381	\$ 11,330,705	93.77%
Delinquent Tax Years	\$ 100,000	\$ 15,964	\$ 80,555	80.56%
Interest	\$ 100,000	\$ 21,450	\$ 47,863	47.86%
	\$ 12,283,706	\$ 531,795	\$ 11,459,123	93.29%

	Prior Year			
	Budget	Current		
		Month	YTD	% Collected
	\$ 9,568,098	\$ 101,095	\$ 9,530,942	99.61%
	\$ 90,000	\$ 5,617	\$ (22,475)	-24.97%
	\$ 80,000	\$ 10,208	\$ 40,813	51.02%
	\$ 9,738,098	\$ 116,920	\$ 9,549,280	98.06%

	Current Year			
	Budget	Current		
		Month	YTD	% Collected
<u>Total Tax Collections</u>				
Current Year Tax	\$ 32,478,783	\$ 1,405,279	\$ 32,256,600	99.32%
Delinquent Tax Years	\$ 300,000	\$ 56,145	\$ 274,941	91.65%
Interest	\$ 300,000	\$ 68,742	\$ 158,929	52.98%
	\$ 33,078,783	\$ 1,530,166	\$ 32,690,470	98.83%

	Prior Year			
	Budget	Current		
		Month	YTD	% Collected
	\$ 30,699,098	\$ 315,906	\$ 29,948,794	97.56%
	\$ 307,000	\$ 22,041	\$ (74,289)	-24.20%
	\$ 297,000	\$ 36,684	\$ 146,920	49.47%
	\$ 31,303,098	\$ 374,631	\$ 30,021,425	95.91%

MARCH 2021
MEDINA VALLEY INDEPENDENT SCHOOL DISTRICT
GENERAL FUND FINANCIAL STATEMENT

M&O Collections	Adjusted Levy	1ST QUARTER	2nd QUARTER	March	April	May	June	July	August	YTD Actual	Percent Collected
2020-21 Tax Collections	\$ 21,994,154	\$ 686,681	\$ 19,274,171	\$ 910,898	\$ -	\$ -	\$ -	\$ -	\$ -	\$ 20,871,750	94.90%
Delinquent Tax Years	\$ 1,010,815	\$ 86,025	\$ 94,733	\$ 40,181	\$ -	\$ -	\$ -	\$ -	\$ -	\$ 220,939	21.86%
	\$ 23,004,969	\$ 772,705	\$ 19,368,904	\$ 951,079	\$ -	\$ -	\$ -	\$ -	\$ -	\$ 21,092,688	91.69%
										YTD Actual	Remaining Months
Prior Year Tax Collections	\$ 21,378,489	\$ 1,624,202	\$ 18,578,838	\$ 214,811	\$ 114,499	\$ 178,599	\$ 197,632	\$ 75,249	\$ 55,796	\$ 20,417,851	\$ 621,775

I&S Collections	Adjusted Levy	1ST QUARTER	2nd QUARTER	March	April	May	June	July	August	YTD Actual	Percent Collected
2020-21 Tax Collections	\$ 11,914,005	\$ 372,657	\$ 10,437,816	\$ 494,381	\$ -	\$ -	\$ -	\$ -	\$ -	\$ 11,304,854	94.89%
Delinquent Tax Years	\$ 367,022	\$ 35,846	\$ 39,625	\$ 15,963	\$ -	\$ -	\$ -	\$ -	\$ -	\$ 91,434	24.91%
	\$ 12,281,027	\$ 408,503	\$ 10,477,441	\$ 510,344	\$ -	\$ -	\$ -	\$ -	\$ -	\$ 11,396,288	92.80%

Total Tax Collections	Adjusted Levy	1ST QUARTER	2nd QUARTER	March	April	May	June	July	August	YTD Actual	Percent Collected
2020-21 Tax Collections	\$ 33,908,159	\$ 1,059,338	\$ 29,711,987	\$1,405,279	\$ -	\$ -	\$ -	\$ -	\$ -	\$ 32,176,604	94.89%
Delinquent Tax Years	\$ 1,377,837	\$ 121,871	\$ 134,358	\$ 56,144	\$ -	\$ -	\$ -	\$ -	\$ -	\$ 312,373	22.67%
	\$ 35,285,997	\$ 1,181,208	\$ 29,846,345	\$1,461,423	\$ -	\$ -	\$ -	\$ -	\$ -	\$ 32,488,976	92.07%

MARCH 2021
MEDINA VALLEY INDEPENDENT SCHOOL DISTRICT
GENERAL FUND FINANCIAL STATEMENT
(Wages and Benefits Realized Expenses Only)

<u>Appropriations</u>	<u>Original Budget</u>	<u>Current Budget</u>	<u>1st Quarter</u>	<u>December</u>	<u>January</u>	<u>February</u>	<u>March</u>	<u>YTD Actual</u>	<u>Balance</u>
11 Instruction	\$ 28,856,970	\$ 28,848,945	\$ 6,792,637	\$ 2,264,146	\$ 2,509,096	\$ 2,246,425	\$ 2,215,853	\$ 16,028,156	\$ 12,820,789
12 Media Services	\$ 422,971	\$ 423,371	\$ 103,063	\$ 34,157	\$ 39,305	\$ 34,447	\$ 34,196	\$ 245,169	\$ 178,202
13 Staff Development	\$ 372,225	\$ 387,175	\$ 90,938	\$ 29,811	\$ 34,879	\$ 29,811	\$ 29,811	\$ 215,249	\$ 171,926
21 Instruct. Leadership	\$ 1,044,376	\$ 1,044,376	\$ 220,171	\$ 74,368	\$ 79,104	\$ 74,235	\$ 73,447	\$ 521,326	\$ 523,050
23 School Leadership	\$ 2,635,039	\$ 2,637,739	\$ 639,316	\$ 215,026	\$ 234,268	\$ 212,365	\$ 210,667	\$ 1,511,642	\$ 1,126,097
31 Counseling	\$ 1,586,724	\$ 1,590,324	\$ 380,145	\$ 126,940	\$ 137,983	\$ 126,203	\$ 126,157	\$ 897,429	\$ 692,895
32 Social Work Services	\$ 447,634	\$ 447,634	\$ 103,792	\$ 34,569	\$ 37,612	\$ 34,569	\$ 34,124	\$ 244,666	\$ 202,968
33 Health Services	\$ 557,414	\$ 557,414	\$ 149,499	\$ 50,226	\$ 52,792	\$ 54,948	\$ 46,932	\$ 354,397	\$ 203,017
34 Student Transportation	\$ 2,417,257	\$ 2,417,257	\$ 555,343	\$ 183,816	\$ 214,173	\$ 181,940	\$ 175,514	\$ 1,310,786	\$ 1,106,471
35 Food Service	\$ 44,247	\$ 44,247	\$ -	\$ -	\$ -	\$ -	\$ -	\$ -	\$ 44,247
Extracurricular									
36 Activities	\$ 764,601	\$ 770,601	\$ 194,720	\$ 70,629	\$ 74,649	\$ 64,411	\$ 63,329	\$ 467,738	\$ 302,863
41 General Admin	\$ 1,074,183	\$ 1,074,183	\$ 261,430	\$ 76,406	\$ 82,085	\$ 74,409	\$ 73,732	\$ 568,062	\$ 506,121
51 Maint. Operations	\$ 3,844,830	\$ 3,778,680	\$ 822,862	\$ 260,136	\$ 295,241	\$ 264,570	\$ 265,161	\$ 1,907,970	\$ 1,870,710
52 Security/Monitoring	\$ 58,147	\$ 40,607	\$ 9,735	\$ 3,503	\$ 4,075	\$ 10,553	\$ 10,586	\$ 38,452	\$ 2,155
53 Data Processing	\$ 1,072,703	\$ 1,072,703	\$ 281,201	\$ 97,727	\$ 106,339	\$ 88,552	\$ 83,087	\$ 656,906	\$ 415,796
61 Community Services	\$ 20,383	\$ 20,383	\$ 4,814	\$ 1,567	\$ 2,606	\$ 1,540	\$ 1,530	\$ 12,057	\$ 8,326
81 Facilities Construction	\$ -	\$ -	\$ -	\$ -	\$ -	\$ -	\$ -	\$ -	\$ -
95 Payments to JJAEP	\$ -	\$ -	\$ -	\$ -	\$ -	\$ -	\$ -	\$ -	\$ -
Other									
99 Intergovernmental	\$ -	\$ -	\$ -	\$ -	\$ -	\$ -	\$ -	\$ -	\$ -
Totals	\$45,219,704	\$45,155,639	\$10,609,666	\$3,523,027	\$3,904,208	\$3,498,977	\$3,444,128	\$24,980,005	\$20,175,634

MARCH 2021
MEDINA VALLEY INDEPENDENT SCHOOL DISTRICT
GENERAL FUND FINANCIAL STATEMENT
(Contracted Services Realized Expenses Only)

<u>Appropriations</u>	<u>Original Budget</u>	<u>Current Budget</u>	<u>1st Quarter</u>	<u>December</u>	<u>January</u>	<u>February</u>	<u>March</u>	<u>YTD Actual</u>	<u>Balance</u>
11 Instruction	\$ 941,104	\$ 953,918	\$ 119,898	\$ 123,214	\$ 62,319	\$ 38,539	\$ 150,602	\$ 494,573	\$ 459,345
12 Media Services	\$ 1,572	\$ 847	\$ -	\$ -	\$ -	\$ -	\$ -	\$ -	\$ 847
13 Staff Development	\$ 112,761	\$ 105,046	\$ 19,165	\$ 38,694	\$ 240	\$ 1,300	\$ 1,783	\$ 61,182	\$ 43,864
21 Instruct. Leadership	\$ 82,031	\$ 81,831	\$ 5,014	\$ 2,738	\$ 2,486	\$ 1,404	\$ 42,347	\$ 53,989	\$ 27,842
23 School Leadership	\$ 33,085	\$ 35,822	\$ 6,768	\$ 2,795	\$ 5,925	\$ 2,039	\$ 3,986	\$ 21,512	\$ 14,310
31 Counseling	\$ 71,041	\$ 68,441	\$ 6,161	\$ 3,720	\$ (114)	\$ 16,649	\$ 12,142	\$ 38,558	\$ 29,883
32 Social Work Services	\$ -	\$ -	\$ -	\$ -	\$ -	\$ -	\$ -	\$ -	\$ -
33 Health Services	\$ 5,500	\$ 5,500	\$ 3,025	\$ -	\$ -	\$ -	\$ -	\$ 3,025	\$ 2,475
34 Student Transportation	\$ 86,000	\$ 88,200	\$ 15,356	\$ 3,017	\$ 5,791	\$ 1,139	\$ 6,625	\$ 31,928	\$ 56,272
35 Food Service	\$ -	\$ -	\$ -	\$ -	\$ -	\$ -	\$ -	\$ -	\$ -
36 Extracurricular Activities	\$ 236,870	\$ 239,887	\$ 34,583	\$ 20,518	\$ 69,555	\$ 6,981	\$ 18,425	\$ 150,062	\$ 89,825
41 General Admin	\$ 222,750	\$ 223,429	\$ 33,690	\$ 12,766	\$ 46,651	\$ 4,691	\$ 13,883	\$ 111,681	\$ 111,748
51 Maint. Operations	\$ 1,849,766	\$ 1,789,196	\$ 265,583	\$ 108,331	\$ 127,163	\$ 111,936	\$ 123,588	\$ 736,600	\$ 1,052,595
52 Security/Monitoring	\$ 263,000	\$ 280,545	\$ 28,231	\$ 56,806	\$ 18,431	\$ 22,555	\$ 43,929	\$ 169,952	\$ 110,593
53 Data Processing	\$ 25,883	\$ 32,323	\$ 11,157	\$ 11,906	\$ 1,097	\$ -	\$ 4,085	\$ 28,244	\$ 4,079
61 Community Services	\$ 327	\$ 327	\$ 327	\$ -	\$ -	\$ -	\$ -	\$ 327	\$ -
81 Facilities Construction	\$ 75,000	\$ 57,000	\$ -	\$ -	\$ -	\$ -	\$ -	\$ -	\$ 57,000
95 Payments to JJAEP	\$ 5,000	\$ 5,000	\$ -	\$ -	\$ -	\$ -	\$ -	\$ -	\$ 5,000
99 Other Intergovernmental	\$ 400,000	\$ 400,000	\$ 96,055	\$ 99,722	\$ -	\$ -	\$ 99,722	\$ 295,499	\$ 104,501
Totals	\$ 4,411,690	\$ 4,367,311	\$ 645,014	\$ 484,226	\$ 339,542	\$ 207,232	\$ 521,117	\$ 2,197,132	\$ 2,170,179

MARCH 2021
MEDINA VALLEY INDEPENDENT SCHOOL DISTRICT
GENERAL FUND FINANCIAL STATEMENT
(Supplies and Materials Realized Expenses Only)

<u>Appropriations</u>	<u>Original Budget</u>	<u>Current Budget</u>	<u>1st Quarter</u>	<u>December</u>	<u>January</u>	<u>February</u>	<u>March</u>	<u>YTD Actual</u>	<u>Balance</u>
11 Instruction	\$ 1,153,746	\$ 1,139,780	\$ 249,896	\$ 49,822	\$ 66,401	\$ 142,629	\$ 90,698	\$ 599,446	\$ 540,334
12 Media Services	\$ 92,719	\$ 94,507	\$ 38,673	\$ 1,906	\$ 3,251	\$ 250	\$ 18,678	\$ 62,758	\$ 31,749
13 Staff Development	\$ 83,008	\$ 77,103	\$ 3,149	\$ 7	\$ 1,268	\$ 879	\$ 41	\$ 5,343	\$ 71,760
21 Instruct. Leadership	\$ 64,230	\$ 64,330	\$ 9,189	\$ 1,641	\$ 2,391	\$ 1,447	\$ 2,146	\$ 16,814	\$ 47,516
23 School Leadership	\$ 51,538	\$ 48,881	\$ 13,749	\$ 1,632	\$ 1,549	\$ 1,810	\$ 4,293	\$ 23,033	\$ 25,848
31 Counseling	\$ 82,260	\$ 86,735	\$ 23,572	\$ 1,035	\$ 34	\$ 7,139	\$ 2,064	\$ 33,844	\$ 52,891
32 Social Work Services	\$ 2,233	\$ 3,001	\$ -	\$ -	\$ -	\$ -	\$ -	\$ -	\$ 3,001
33 Health Services	\$ 16,895	\$ 16,075	\$ 5,075	\$ 802	\$ -	\$ -	\$ 2,528	\$ 8,405	\$ 7,670
34 Student Transportation	\$ 578,800	\$ 576,600	\$ 116,921	\$ 37,128	\$ 32,240	\$ 14,958	\$ 77,748	\$ 278,995	\$ 297,605
35 Food Service	\$ -	\$ -	\$ -	\$ -	\$ -	\$ -	\$ -	\$ -	\$ -
36 Extracurricular Activities	\$ 188,318	\$ 189,060	\$ 44,585	\$ 9,976	\$ 27,634	\$ 10,849	\$ 14,677	\$ 107,720	\$ 81,340
41 General Admin	\$ 124,200	\$ 142,254	\$ 31,665	\$ 19,169	\$ 26,812	\$ 18,674	\$ 4,965	\$ 101,285	\$ 40,969
51 Maint. Operations	\$ 463,500	\$ 466,085	\$ 86,462	\$ 66,863	\$ 49,355	\$ 27,335	\$ 47,476	\$ 277,492	\$ 188,594
52 Security/Monitoring	\$ 14,950	\$ 13,770	\$ 6,800	\$ 1,185	\$ -	\$ -	\$ -	\$ 7,985	\$ 5,785
53 Data Processing	\$ 418,632	\$ 429,292	\$ 233,728	\$ 3,500	\$ 14,000	\$ 19,997	\$ 37,080	\$ 308,305	\$ 120,987
61 Community Services	\$ 1,000	\$ 1,000	\$ 142	\$ 22	\$ -	\$ 1	\$ -	\$ 165	\$ 835
81 Facilities Construction	\$ -	\$ -	\$ -	\$ -	\$ -	\$ -	\$ -	\$ -	\$ -
95 Payments to JJAEP	\$ -	\$ -	\$ -	\$ -	\$ -	\$ -	\$ -	\$ -	\$ -
99 Other Intergovernmental	\$ -	\$ -	\$ -	\$ -	\$ -	\$ -	\$ -	\$ -	\$ -
Totals	\$ 3,336,030	\$ 3,348,474	\$ 863,606	\$ 194,688	\$ 224,935	\$ 245,967	\$ 302,394	\$ 1,831,589	\$ 1,516,884

MARCH 2021
MEDINA VALLEY INDEPENDENT SCHOOL DISTRICT
GENERAL FUND FINANCIAL STATEMENT
(Travel and Misc. Realized Expenses Only)

<u>Appropriations</u>	<u>Original Budget</u>	<u>Current Budget</u>	<u>1st Quarter</u>	<u>December</u>	<u>January</u>	<u>February</u>	<u>March</u>	<u>YTD Actual</u>	<u>Balance</u>
11 Instruction	\$ 50,642	\$ 71,463	\$ 1,349	\$ 7,147	\$ 16,832	\$ 5,207	\$ 471	\$ 31,006	\$ 40,458
12 Media Services	\$ 4,437	\$ 2,974	\$ -	\$ 279	\$ 354	\$ -	\$ 255	\$ 888	\$ 2,086
13 Staff Development	\$ 98,028	\$ 96,698	\$ 16,893	\$ 1,457	\$ 1,632	\$ 922	\$ 3,451	\$ 24,355	\$ 72,343
21 Instruct. Leadership	\$ 30,271	\$ 30,371	\$ 4,529	\$ 1,386	\$ 1,010	\$ 1,694	\$ 1,304	\$ 9,923	\$ 20,448
23 School Leadership	\$ 54,899	\$ 52,119	\$ 3,731	\$ 4,753	\$ 1,162	\$ 1,768	\$ 431	\$ 11,844	\$ 40,275
31 Counseling	\$ 25,015	\$ 19,540	\$ 1,673	\$ 3,522	\$ 89	\$ 121	\$ 436	\$ 5,840	\$ 13,700
32 Social Work Services	\$ 1,362	\$ 594	\$ -	\$ -	\$ -	\$ -	\$ -	\$ -	\$ 594
33 Health Services	\$ 1,805	\$ 2,625	\$ 645	\$ -	\$ -	\$ 40	\$ 135	\$ 820	\$ 1,805
34 Student Transportation	\$ (15,072)	\$ (15,072)	\$ 79,593	\$ (6,424)	\$ (6,310)	\$ (7,966)	\$ (6,682)	\$ 52,212	\$ (67,284)
35 Food Service			\$ -					\$ -	\$ -
36 Extracurricular Activities	\$ 450,011	\$ 434,207	\$ 52,634	\$ 24,750	\$ 20,131	\$ 23,619	\$ 25,442	\$ 146,576	\$ 287,631
41 General Admin	\$ 161,200	\$ 142,467	\$ 60,585	\$ 16,494	\$ 4,158	\$ 2,779	\$ 1,094	\$ 85,109	\$ 57,358
51 Maint. Operations	\$ 411,904	\$ 418,214	\$ 366,952	\$ 2,809	\$ 11,600	\$ 542	\$ 3,019	\$ 384,922	\$ 33,292
52 Security/Monitoring	\$ 9,200	\$ 10,375	\$ 6,000	\$ -	\$ 131	\$ -	\$ 1,180	\$ 7,311	\$ 3,064
53 Data Processing	\$ 11,474	\$ 11,474	\$ 669	\$ -	\$ 599	\$ 67	\$ -	\$ 1,335	\$ 10,139
61 Community Services	\$ 3,773	\$ 3,773	\$ 17	\$ -	\$ -	\$ -	\$ -	\$ 17	\$ 3,756
81 Facilities Construction	\$ -	\$ -	\$ -	\$ -	\$ -	\$ -	\$ -	\$ -	\$ -
95 Payments to JJAEP	\$ -	\$ -	\$ -	\$ -	\$ -	\$ -	\$ -	\$ -	\$ -
99 Other Intergovernmental	\$ -	\$ -	\$ -	\$ -	\$ -	\$ -	\$ -	\$ -	\$ -
Totals	\$ 1,298,948	\$ 1,281,822	\$ 595,269	\$ 56,173	\$ 51,388	\$ 28,792	\$ 30,536	\$ 762,158	\$ 519,664

MARCH 2021
MEDINA VALLEY INDEPENDENT SCHOOL DISTRICT
GENERAL FUND FINANCIAL STATEMENT
(Capital Outlay Realized Expenses Only)

Appropriations	Original Budget	Current Budget	1st Quarter	2nd Quarter	March	YTD Actual	Balance
11 Instruction	\$ 85,000	\$ 73,356	\$ 32,255	\$ -	\$ -	\$ 32,255	\$ 41,101
12 Media Services	\$ -		\$ -	\$ -	\$ -	\$ -	\$ -
13 Staff Development	\$ -		\$ -	\$ -	\$ -	\$ -	\$ -
21 Instruct. Leadership	\$ -		\$ -	\$ -	\$ -	\$ -	\$ -
23 School Leadership	\$ -		\$ -	\$ -	\$ -	\$ -	\$ -
31 Counseling	\$ -		\$ -	\$ -	\$ -	\$ -	\$ -
32 Social Work Services	\$ -		\$ -	\$ -	\$ -	\$ -	\$ -
33 Health Services	\$ -		\$ -	\$ -	\$ -	\$ -	\$ -
34 Student Transportation	\$ 520,000	\$ 520,000	\$ -	\$ -	\$ -	\$ -	\$ 520,000
35 Food Service			\$ -	\$ -	\$ -	\$ -	\$ -
36 Extracurricular Activities	\$ 47,175	\$ 53,220	\$ -	\$ -	\$ -	\$ -	\$ 53,220
41 General Admin			\$ -	\$ -	\$ -	\$ -	\$ -
51 Maint. Operations	\$ 130,000	\$ 247,825	\$ -	\$ 33,343	\$ -	\$ 33,343	\$ 214,482
52 Security/Monitoring			\$ -	\$ -		\$ -	\$ -
53 Data Processing	\$ 61,875	\$ 44,775	\$ 18,563	\$ -	\$ -	\$ 18,563	\$ 26,213
61 Community Services	\$ -		\$ -	\$ -	\$ -	\$ -	\$ -
81 Facilities Construction	\$ -	\$ 18,000	\$ -	\$ -	\$ -	\$ -	\$ 18,000
95 Payments to JJAEP	\$ -	\$ -	\$ -	\$ -	\$ -	\$ -	\$ -
99 Other Intergovernmental	\$ -	\$ -	\$ -	\$ -	\$ -	\$ -	\$ -
Totals	\$ 844,050	\$ 957,176	\$ 50,818	\$ 33,343	\$ -	\$ 84,160	\$ 873,016

MARCH 2021
MEDINA VALLEY INDEPENDENT SCHOOL DISTRICT
GENERAL FUND FINANCIAL STATEMENT
(Realized YTD Expenses Only)

Object	Budget	Current Period Actuals	YTD Actuals	Estimated Encumbrance	Total Estimated Rev/Expense	Balance	Current YTD % Recongized	Prior YTD % Recongized
6100 - Wages and Benefits	\$45,155,639	\$ 3,444,128	\$24,980,006	\$ 19,242,956	\$ 44,222,961	\$ 932,678	55.32%	56.74%
6200 - Contracted Services	\$ 4,367,311	\$ 521,118	\$ 2,197,132	\$ 751,837	\$ 2,948,969	\$ 1,418,342	50.31%	49.34%
6300 - Supplies and Materials	\$ 3,348,474	\$ 302,394	\$ 1,831,591	\$ 439,411	\$ 2,271,002	\$ 1,077,472	54.70%	56.28%
6400 - Travel and Miscellaneous	\$ 1,281,822	\$ 30,536	\$ 762,157	\$ 84,976	\$ 847,133	\$ 434,689	59.46%	61.36%
6600 - Capital Outlay	\$ 957,176	\$ -	\$ 84,160	\$ 95,683	\$ 179,843	\$ 777,333	8.79%	76.92%
TOTAL	\$55,110,422	\$ 4,298,175	\$29,855,046	\$ 20,614,862	\$ 50,469,908	\$ 4,640,514	54.17%	56.85%

MARCH 2021
MEDINA VALLEY INDEPENDENT SCHOOL DISTRICT
GENERAL FUND FINANCIAL STATEMENT
(Realized YTD Expenses Only)

<u>Proposed Appropriations</u>	<u>Original Budget</u>	<u>Current Budget</u>	<u>Wages/ Benefits (6100)</u>	<u>Contracted Services (6200)</u>	<u>Supplies/ Materials (6300)</u>	<u>Travel/ Misc (6400)</u>	<u>Capital Outlay (6600)</u>	<u>YTD Actual</u>	<u>Balance</u>
11 Instruction	\$ 31,087,462	\$ 31,087,462	\$ 16,028,155	\$ 494,573	\$ 599,446	\$ 31,006	\$32,255	\$17,185,435	\$13,902,027
12 Media Services	\$ 521,698	\$ 521,698	\$ 245,169	\$ -	\$ 62,758	\$ 888	\$ -	\$ 308,815	\$ 212,883
13 Staff Development	\$ 666,022	\$ 666,022	\$ 215,249	\$ 61,182	\$ 5,343	\$ 24,355	\$ -	\$ 306,129	\$ 359,893
21 Instruct. Leadership	\$ 1,220,908	\$ 1,220,908	\$ 521,325	\$ 53,989	\$ 16,815	\$ 9,923	\$ -	\$ 602,053	\$ 618,855
23 School Leadership	\$ 2,774,561	\$ 2,774,561	\$ 1,511,642	\$ 21,512	\$ 23,033	\$ 11,844	\$ -	\$ 1,568,032	\$ 1,206,529
31 Counseling	\$ 1,765,040	\$ 1,765,040	\$ 897,429	\$ 38,558	\$ 33,844	\$ 5,840	\$ -	\$ 975,672	\$ 789,368
32 Social Work Services	\$ 451,229	\$ 451,229	\$ 244,666		\$ -	\$ -	\$ -	\$ 244,666	\$ 206,563
33 Health Services	\$ 581,614	\$ 581,614	\$ 354,396	\$ 3,025	\$ 8,405	\$ 820	\$ -	\$ 366,646	\$ 214,968
Student									
34 Transportation	\$ 3,586,985	\$ 3,586,985	\$ 1,310,786	\$ 31,928	\$ 278,995	\$ 52,212	\$ -	\$ 1,673,921	\$ 1,913,065
35 Food Service	\$ 44,247	\$ 44,247	\$ -	\$ -	\$ -	\$ -	\$ -	\$ -	\$ 44,247
Extracurricular									
36 Activities	\$ 1,686,975	\$ 1,686,975	\$ 467,738	\$ 150,062	\$ 107,720	\$146,576	\$ -	\$ 872,096	\$ 814,879
41 General Admin	\$ 1,582,333	\$ 1,582,333	\$ 568,063	\$ 111,681	\$ 101,285	\$ 85,108	\$ -	\$ 866,137	\$ 716,196
51 Maint. Operations	\$ 6,700,000	\$ 6,700,000	\$ 1,907,970	\$ 736,600	\$ 277,492	\$384,922	\$33,343	\$ 3,340,327	\$ 3,359,673
52 Security/Monitoring	\$ 345,297	\$ 345,297	\$ 38,452	\$ 169,952	\$ 7,985	\$ 7,311	\$ -	\$ 223,699	\$ 121,598
53 Data Processing	\$ 1,590,567	\$ 1,590,567	\$ 656,907	\$ 28,244	\$ 308,305	\$ 1,335	\$18,563	\$ 1,013,353	\$ 577,214
61 Community Services	\$ 25,483	\$ 25,483	\$ 12,057	\$ 327	\$ 165	\$ 17	\$ -	\$ 12,566	\$ 12,917
81 Facilities Construction	\$ 75,000	\$ 75,000	\$ -	\$ -	\$ -	\$ -	\$ -	\$ -	\$ 75,000
95 Payments to JJAEP	\$ 5,000	\$ 5,000	\$ -	\$ -	\$ -	\$ -	\$ -	\$ -	\$ 5,000
Other									
99 Intergovernmental	\$ 400,000	\$ 400,000	\$ -	\$ 295,500	\$ -	\$ -	\$ -	\$ 295,500	\$ 104,500
Totals	\$55,110,422	\$55,110,422	\$24,980,006	\$2,197,132	\$1,831,591	\$762,157	\$84,160	\$29,855,046	\$25,255,376

**MARCH 2021
MEDINA VALLEY INDEPENDENT SCHOOL DISTRICT
FOOD SERVICE FUND FINANCIAL STATEMENT**

<u>Estimated Revenues</u>	<u>Original Budget</u>	<u>Current Budget</u>	<u>Current Period Actual</u>	<u>YTD Actual</u>	<u>Estimated Revenue/ Encumbrance</u>	<u>Balance</u>	<u>Current Year Percent Recognized</u>	<u>Prior Year Percent Recognized</u>
5700 Local and Intermediate Revenues	\$ 777,629	\$ 237,319	\$ 36,808	\$ 197,419	\$ 50,000	\$ (10,100)	83.19%	69.04%
5800 State Program Revenues	\$ -	\$ -	\$ -	\$ -	\$ -	\$ -	0.00%	0.00%
5900 Federal Revenues	\$ 1,795,926	\$ 2,584,619	\$ 399,265	\$ 2,505,616	\$ 950,000	\$ (870,997)	96.94%	64.60%
Total Revenues	\$ 2,573,555	\$ 2,821,938	\$ 436,073	\$ 2,703,035	\$ 1,000,000	\$ (881,097)	95.79%	66.09%
Proposed Appropriations								
11 Instruction								
12 Instructional Resources and Media Services								
13 Curriculum and Instructional Staff Development								
21 Instructional Leadership								
23 School Leadership								
31 Guidance, Counseling and Evaluation Services								
32 Social Work Services								
33 Health Services								
34 Student Transportation								
35 Food Service	\$ 2,573,555	\$ 2,821,938	\$ 292,187	\$ 2,218,373	\$ 1,166,810	\$ (563,245)	78.61%	70.61%
36 Extracurricular Activities								
41 General Administration								
51 Facilities Maintenance and Operations								
52 Security and Monitoring Services								
53 Data Processing Services								
61 Community Services								
81 Facilities Acquisition and Construction								
95 Payments to JJAEP								
99 Other Intergovernmental								
Totals	\$ 2,573,555	\$ 2,821,938	\$ 292,187	\$ 2,218,373	\$ 1,166,810	\$ (563,245)	78.61%	70.61%
Current Year Estimated Surplus/Deficit	\$ -	\$ -						
Beginning Year Fund Balance	\$ -	\$ -						
Projected End of Year Fund Balance	\$ -	\$ -						

**MARCH 2021
MEDINA VALLEY INDEPENDENT SCHOOL DISTRICT
DEBT SERVICE FUND FINANCIAL STATEMENT**

<u>Estimated Revenues</u>	<u>Original Budget</u>	<u>Current Budget</u>	<u>Current Period Actual</u>	<u>YTD Actual</u>	<u>Estimated Revenue/ Encumbrance</u>	<u>Balance</u>	<u>Current Year Percent Recognized</u>	<u>Prior Year Percent Recognized</u>
5700 Local and Intermediate Revenues	\$12,290,706	\$ 12,290,706	\$ 532,412	\$ 11,463,185	\$ -	\$ 827,521	93.27%	96.32%
5800 State Program Revenues	\$ 119,594	\$ 119,594	\$ -	\$ 112,263	\$ -	\$ 7,331	93.87%	100.00%
5900 Federal Revenues	\$ -	\$ -	\$ -	\$ -	\$ -	\$ -	0.00%	0.00%
Total Revenues	\$12,410,300	\$ 12,410,300	\$ 532,412	\$ 11,575,448	\$ -	\$ 834,852	93.27%	96.37%
<u>Proposed Appropriations</u>								
11 Instruction								
12 Instructional Resources and Media Services								
13 Curriculum and Instructional Staff Development								
21 Instructional Leadership								
23 School Leadership								
31 Guidance, Counseling and Evaluation Services								
32 Social Work Services								
33 Health Services								
34 Student Transportation								
35 Food Service								
36 Extracurricular Activities								
41 General Administration								
51 Facilities Maintenance and Operations								
52 Security and Monitoring Services								
53 Data Processing Services								
61 Community Services								
71 Debt Service	\$12,410,300	\$ 12,410,300	\$ -	\$ 7,815,403	\$ -	\$ 4,594,897	62.98%	91.52%
81 Facilities Acquisition and Construction								
95 Payments to JJAEP								
99 Other Intergovernmental								
Totals	\$12,410,300	\$ 12,410,300	\$ -	\$ 7,815,403	\$ -	\$ 4,594,897	62.98%	91.52%
Current Year Estimated Surplus/Deficit	\$ -	\$ -						
Beginning Year Fund Balance	\$ 2,228,080	\$ 2,228,080						
Projected End of Year Fund Balance	\$ 2,228,080	\$ 2,228,080						

Check Register for March 2021

Distribution Fund	Check Date	Vendor Name	Transaction Amount
7711	03/01/2021	MISC	\$0.00
1991	03/01/2021	GARZA BOMBERGER & ASSOCIATES	\$48,911.50
1991	03/04/2021	ABLENET, INC	\$775.00
1991	03/04/2021	H.E.B. GROCERY COMPANY	\$89.85
1991	03/04/2021	HAYDAY, INC/CTWP	\$15,771.49
1991	03/04/2021	HIGH SCHOOL MUSIC SERVICE INC	\$148.00
1991	03/04/2021	HONDO ISD	\$375.00
1991	03/04/2021	JANAL WHOLESALE CO.	\$506.45
1991	03/04/2021	MARY LOU DEHOYOS	\$1,170.00
1991	03/04/2021	MEDICAL WHOLESALE, INC.	\$115.49
1991	03/04/2021	QBS, INC.	\$20.00
1991	03/04/2021	ROADRUNNER CHARTERS, INC.	\$2,925.00
1991	03/04/2021	STAPLES CONTRACT & COMM, LLC	\$2,365.76
1991	03/04/2021	TELLUS EQUIPMENT SOLUTIONS, LLC	\$463.74
1991	03/04/2021	TEXAS LOCK & DOOR CLOSER, INC.	\$438.00
1991	03/04/2021	WELDERS SUPPLY CO	\$13.00
1991	03/04/2021	WHATABURGER	\$223.93
1991	03/04/2021	YOUCANBOOKME LTD.	\$135.74
1991	03/04/2021	BILL MILLERS BAR-B-Q	\$113.25
1991	03/04/2021	CLEBURNE INDEPENDENT SCHOOL DIST	\$35.00
1991	03/04/2021	DIANE CASSANDRA GARCIA	\$1,600.00
1991	03/04/2021	DIXIE FLAG AND BANNER COMPANY	\$287.94
1991	03/04/2021	HOLIDAY INN EXPRESS	\$188.32
1991	03/04/2021	HOME DEPOT CREDIT SERVICES	\$880.98
1991	03/04/2021	INTEGRATED COMMUNICATIONS TECH. LP	\$3,881.10
1991	03/04/2021	ROYCE GROFF OIL CO INC	\$7,387.38
1991	03/04/2021	SAM'S CLUB DIRECT	\$824.16
1991	03/04/2021	STEPHANIE WHITE	\$120.35
1991	03/04/2021	CISCO SYSTEMS, INC	\$212.00
1991	03/04/2021	EVERYDAY SPEECH LLC	\$599.98
1991	03/04/2021	HABY'S ALSATIAN BAKERY	\$238.40
1991	03/04/2021	NTHS-NATIONAL TECHNICAL HONOR SOCIE	\$250.00
1991	03/04/2021	RIO MEDINA TRUCK & AUTOMOTIVE, LLC	\$1,165.38
1991	03/04/2021	TEXAS COUNSELING ASSOCIATION	\$150.00
1991	03/04/2021	THREE RIVERS ISD	\$375.00
1991	03/04/2021	YOAKUM ISD	\$375.00
1991	03/04/2021	CESAR TERRAZAS JR	\$10.00
1991	03/04/2021	CITY OF LACOSTE WATER DEPT	\$1,636.30
1991	03/04/2021	DEMCO INC.	\$147.94
1991	03/04/2021	DEVINE ISD	\$300.00
1991	03/04/2021	EASTBAY INC.	\$560.00

Check Register for March 2021

Distribution Fund	Check Date	Vendor Name	Transaction Amount
1991	03/04/2021	ERIC W DAVIS	\$417.06
1991	03/04/2021	HACH COMPANY	\$537.95
1991	03/04/2021	KEVIN ARTHUR MARTINSON	\$25.00
1991	03/04/2021	MEDINA COUNTY TREASURER	\$13,596.46
1991	03/04/2021	MEDINA VALLEY ISD EDUCATION FOUNDAT	\$60.00
1991	03/04/2021	NORTHSIDE I.S.D.	\$725.00
1991	03/04/2021	QUILL CORPORATION	\$206.98
1991	03/04/2021	U-HAUL CORPORATE SALES	\$145.89
1991	03/04/2021	WALMART	\$818.09
1991	03/04/2021	WASTE MANAGEMENT OF TEXAS, INC	\$8,034.81
1991	03/04/2021	ACCESS DISTRIBUTIONS COMPANY INC.	\$47.50
1991	03/04/2021	ANNABELLE ISAURA CASTILLO	\$1,150.00
1991	03/04/2021	BSN SPORTS, LLC	\$5,694.30
1991	03/04/2021	BULL'S EYE BRANDS INC.	\$3,791.01
1991	03/04/2021	CETC, LLC	\$294.00
1991	03/04/2021	COMMERCIAL KITCHEN REPAIR INC	\$765.67
1991	03/04/2021	DISCOUNT DANCE SUPPLY	\$362.70
1991	03/04/2021	DRAGO INVESTMENTS, LTD	\$259.50
1991	03/04/2021	FASST SPORTS	\$378.10
1991	03/04/2021	GATEWAY PRINTING & OFFICE SUPPLY	\$2,942.89
1991	03/04/2021	GLAXOSMITHKLINE, LLC	\$1,212.76
1991	03/04/2021	HEAVY DUTY BUS PARTS, INC.	\$100.59
1991	03/04/2021	INSCO DISTRIBUTING INC	\$472.82
1991	03/04/2021	JT ADVERTISING & GRAPHICS	\$120.00
1991	03/04/2021	LABATT INSTITUTIONAL SUPPLY CO	\$49,002.09
1991	03/04/2021	MARGARET BLOMSTROM	\$100.00
1991	03/04/2021	OLGA CARMEN PEREZ	\$228.00
1991	03/04/2021	SHELBY L COOK	\$451.60
1991	03/04/2021	SOUTHERN COMPUTER WAREHOUSE INC	\$153.00
1991	03/04/2021	STUDIES WEEKLY, INC	\$32,588.18
1991	03/04/2021	SYSCO USA I, INC./SYSCO CENTRAL TX	\$252.01
1991	03/04/2021	TED SOLIS, JR.	\$90.00
1991	03/04/2021	AT&T	\$3,675.32
1991	03/04/2021	B & H FOTO & ELECTRONICS CORP.	\$817.04
1991	03/04/2021	BOERNE - SAMUEL V CHAMPION HS	\$375.00
1991	03/04/2021	CENTERPOINT ENERGY	\$2,764.59
1991	03/04/2021	EWELL EDUCATIONAL SERVICES, INC	\$60.00
1991	03/04/2021	GULF COAST PAPER CO INC	\$1,637.60
1991	03/04/2021	KURZ & CO.	\$1,646.11
1991	03/04/2021	KYRISH TRUCK CENTERS OF SA LLC	\$9,720.79
1991	03/04/2021	O'REILLY AUTO PARTS	\$12.42

Check Register for March 2021

Distribution Fund	Check Date	Vendor Name	Transaction Amount
1991	03/04/2021	SITEONE LANDSCAPE SUPPLY HOLDING, L	\$2,179.62
1991	03/04/2021	SOMERSET ISD	\$180.00
1991	03/04/2021	TEXAS HS WOMEN'S POWERLIFTING ASSN	\$190.00
1991	03/04/2021	THE SHERWIN-WILLIAMS CO	\$103.17
1991	03/04/2021	CAROL D. LOVE	\$390.00
1991	03/04/2021	CASTROVILLE TRUE VALUE	\$214.09
1991	03/04/2021	CDW GOVERNMENT, INC.	\$1,722.22
1991	03/04/2021	CHRISTINE R. ROBERTS	\$100.00
1991	03/04/2021	COOK CHILDREN'S MEDICAL CENTER	\$135.00
1991	03/04/2021	DIGITAL PERFORMANCE GEAR/WINTERGUAR	\$381.44
1991	03/04/2021	EDUCATION SERVICE CENTER REGION XX	\$1,708.00
1991	03/04/2021	FERGUSON ENTERPRISES	\$540.84
1991	03/04/2021	GIFTS 'N STUFF	\$710.00
1991	03/04/2021	KAREN DAWN BAIRD	\$32.93
1991	03/04/2021	LOCKHART I.S.D.	\$375.00
1991	03/04/2021	MOAK, CASEY, & ASSOCIATES, INC	\$4,250.00
1991	03/04/2021	MVISD-FOOD SERVICE DEPT	\$127.25
1991	03/04/2021	SA THERAPY IN MOTION INC	\$20,686.00
1991	03/04/2021	SPORTS AUTOMATION	\$185.00
1991	03/04/2021	TEXAS DEPT OF PUBLIC SAFETY	\$7.00
1991	03/04/2021	TEXAS UIL	\$1,160.00
1991	03/04/2021	TRACTOR SUPPLY CO	\$170.93
1991	03/04/2021	212 ATHLETICS	\$39.00
1991	03/04/2021	AMAZON CAPITAL SERVICES, INC	\$2,013.78
1991	03/04/2021	BOERNE INDEPENDENT SCHOOL DISTRICT	\$225.00
1991	03/04/2021	BORDEN DAIRY	\$6,224.18
1991	03/04/2021	CARLOS PONCE	\$280.00
1991	03/04/2021	EWING IRRIGATION PRODUCTS, INC	\$325.09
1991	03/04/2021	FAMILY PARTS COMPANY INC	\$621.81
1991	03/04/2021	HARDIE'S FRESH FOODS	\$244.00
1991	03/04/2021	HELEN CASTRO	\$49.26
1991	03/04/2021	J.W. PEPPER AND SON, INC.	\$1,009.38
1991	03/04/2021	PATRICK JOHN LENZ II	\$228.00
1991	03/04/2021	PLEASANTON I S D	\$375.00
1991	03/04/2021	RAVEN RABAGO	\$4,500.00
1991	03/04/2021	SERVICE INDUSTRIAL, INC.	\$261.22
1991	03/05/2021	TX DEPT OF LICENSING & REGULATION	\$45.00
7711	03/05/2021	MISC	\$1,604.42
1991	03/05/2021	TX ASSOC OF SCHOOL RESOURCE OFFICER	\$1,180.00
8631	03/05/2021	MEDINA VALLEY I.S.D.	\$230,205.00
1991	03/05/2021	BEXAR COUNTY APPRAISAL DISTRICT	\$14,580.00

Check Register for March 2021

Distribution Fund	Check Date	Vendor Name	Transaction Amount
1991	03/05/2021	CDW GOVERNMENT, INC.	\$37,410.22
1991	03/05/2021	EDUPSY: ASSESSMENT & CONSULTATION L	\$9,268.50
1991	03/05/2021	SAN ANTONIO WATER SYSTEM	\$1,604.96
1991	03/05/2021	W.R. GRIGGS CONSTRUCTION, INC	\$292,448.13
1991	03/05/2021	YANCEY WATER SUPPLY CORP	\$2,649.95
7711	03/12/2021	MISC	\$1,355.18
8631	03/15/2021	EXPERT PAY	\$1,888.48
8631	03/15/2021	TEACHER RETIREMENT SYSTEM	\$34,790.00
8631	03/15/2021	BROADWAY NATIONAL BANK	\$174,474.28
7711	03/16/2021	MISC	\$949.00
1991	03/18/2021	ALAMO AREA AMBULANCE	\$4,575.00
1991	03/18/2021	ALLSTREAM BUSINESS US, LLC	\$833.57
1991	03/18/2021	APPROVED OIL SERVICES, INC	\$150.00
1991	03/18/2021	AT&T	\$772.96
1991	03/18/2021	AUTISTIC TREATMENT CENTER, INC	\$6,844.41
1991	03/18/2021	BULL'S EYE BRANDS INC.	\$3,943.26
1991	03/18/2021	CASTROVILLE TRUE VALUE	\$298.87
1991	03/18/2021	CHRISTINE R. ROBERTS	\$100.00
1991	03/18/2021	DOMINO'S PIZZA #8029	\$147.48
1991	03/18/2021	GREAT SOUTH TEXAS CORP.	\$19,262.50
1991	03/18/2021	LARRY WUNSCH & ASSOCIATES INC	\$1,500.00
1991	03/18/2021	NOTHING BUNDT CAKE, LLC	\$445.50
1991	03/18/2021	PASCO SCIENTIFIC	\$912.44
1991	03/18/2021	PRESENCELEARNING, INC.	\$650.00
1991	03/18/2021	RAYMOND SIFUENTES	\$480.00
1991	03/18/2021	TEXAS LIBRARY ASSOCIATION, INC	\$156.00
1991	03/18/2021	W.R. GRIGGS CONSTRUCTION, INC	\$61,886.80
1991	03/18/2021	YATES COMPANY, LLC.	\$552.00
1991	03/18/2021	212 ATHLETICS	\$647.00
1991	03/18/2021	AMAZON CAPITAL SERVICES, INC	\$6,362.31
1991	03/18/2021	BORDEN DAIRY	\$7,988.83
1991	03/18/2021	CASTROVILLE UTILITY SYSTEM	\$12,587.03
1991	03/18/2021	CHERYL ANN MACIAS	\$25.00
1991	03/18/2021	EASTBAY INC.	\$690.00
1991	03/18/2021	FAMILY PARTS COMPANY INC	\$864.46
1991	03/18/2021	GATEWAY PRINTING & OFFICE SUPPLY	\$1,457.95
1991	03/18/2021	GULF COAST PAPER CO INC	\$1,562.59
1991	03/18/2021	J2 CLOUD SERVICES, LLC	\$449.75
1991	03/18/2021	OTC BRANDS, INC	\$48.89
1991	03/18/2021	ST. LOUIS CATHOLIC CHURCH	\$350.00
1991	03/18/2021	TCASE - TX CO OF ADMIN OF SPEC EDUC	\$1,035.00

Check Register for March 2021

Distribution Fund	Check Date	Vendor Name	Transaction Amount
1991	03/18/2021	TEXTBOOK WAREHOUSE, LLC	\$183.90
1991	03/18/2021	TRESA SHALIT	\$4,120.00
1991	03/18/2021	BILL MILLERS BAR-B-Q	\$418.55
1991	03/18/2021	CDW GOVERNMENT, INC.	\$137.36
1991	03/18/2021	CHICK-FIL-A, POTRANCO RD	\$219.60
1991	03/18/2021	FERGUSON ENTERPRISES	\$1,324.80
1991	03/18/2021	FOLLETT SCHOOL SOLUTIONS, INC	\$10,277.71
1991	03/18/2021	KYC LLC	\$1,920.00
1991	03/18/2021	KYRISH TRUCK CENTERS OF SA LLC	\$9,208.59
1991	03/18/2021	MOBILE DEFENDERS, LLC.	\$749.90
1991	03/18/2021	NASCO	\$708.56
1991	03/18/2021	PATRICK JOHN LENZ II	\$228.00
1991	03/18/2021	RAVEN RABAGO	\$1,125.00
1991	03/18/2021	SAM'S CLUB DIRECT	\$0.00
1991	03/18/2021	SAN ANTONIO TESTING LABORATORY, INC	\$75.00
1991	03/18/2021	SONJA M TOVAR	\$1,440.00
1991	03/18/2021	TRACTOR SUPPLY CO	\$298.35
1991	03/18/2021	ABYDOS LITERACY LEARNING	\$400.00
1991	03/18/2021	DHH SPECIALIST MARTHA LEAVITT	\$4,972.00
1991	03/18/2021	FORESTRY SUPPLIERS, INC.	\$412.62
1991	03/18/2021	GIFTS 'N STUFF	\$402.75
1991	03/18/2021	LABATT INSTITUTIONAL SUPPLY CO	\$25,272.05
1991	03/18/2021	LACKLAND MILITARY CLOTHING STORE	\$299.65
1991	03/18/2021	MARGARET BLOMSTROM	\$100.00
1991	03/18/2021	STEPHANIE WHITE	\$120.35
1991	03/18/2021	TEXAS SPEECH-LANGUAGE HEARING ASSOC	\$1,055.00
1991	03/18/2021	TRIPLE-S STEEL SUPPLY INC.	\$1,197.36
1991	03/18/2021	TUMBLEWEED PRESS, INC	\$719.10
1991	03/18/2021	WALSH GALLEGOS TREVINO KYLE & ROBIN	\$1,675.50
1991	03/18/2021	ARTE PUBLICO PRESS-UNIV OF HOUSTON	\$124.72
1991	03/18/2021	DIRECTV	\$76.36
1991	03/18/2021	JOSEPH SEGOVIA	\$120.00
1991	03/18/2021	MOY TARIN RAMIREZ ENGINEERS, LLC	\$14,578.44
1991	03/18/2021	POSITIVE PROMOTIONS, INC	\$120.45
1991	03/18/2021	QUILL & SCROLL SCHL JOURNALISM	\$459.00
1991	03/18/2021	QUILL CORPORATION	\$2,747.98
1991	03/18/2021	ROYCE GROFF OIL CO INC	\$7,799.17
1991	03/18/2021	SITEONE LANDSCAPE SUPPLY HOLDING, L	\$888.61
1991	03/18/2021	SYSCO USA I, INC./SYSCO CENTRAL TX	\$1,262.62
1991	03/18/2021	W W GRAINGER INC	\$1,095.44
1991	03/18/2021	EDUCATION SERVICE CTR-REGION XIII	\$300.00

Check Register for March 2021

Distribution Fund	Check Date	Vendor Name	Transaction Amount
1991	03/18/2021	KURZ & CO.	\$1,838.38
1991	03/18/2021	MEDINA COUNTY APPRAISAL DIST	\$85,142.22
1991	03/18/2021	MVISD-TRANSPORTATION DEPT	\$837.86
1991	03/18/2021	O'REILLY AUTO PARTS	\$89.98
1991	03/18/2021	PAULA ELIZABETH HARTSOUGH	\$320.00
1991	03/18/2021	SHELBY L COOK	\$202.80
1991	03/18/2021	THE SHERWIN-WILLIAMS CO	\$57.76
1991	03/18/2021	THOMAS LEE ELLISON IV	\$45.00
1991	03/18/2021	WALMART	\$1,130.35
1991	03/18/2021	WELDERS SUPPLY CO	\$656.90
1991	03/18/2021	DOCUMENT TRACKING SERVICES, LLC	\$2,416.22
1991	03/18/2021	INDUSTRIAL COMMUNICATIONS	\$203.95
1991	03/18/2021	J.W. PEPPER AND SON, INC.	\$20.00
1991	03/18/2021	NORTH PARK CASTROVILLE MOTORS, INC.	\$1,373.74
1991	03/18/2021	RECORDS CONSULTANTS, INC	\$1,339.00
1991	03/18/2021	SERVICE INDUSTRIAL, INC.	\$262.48
1991	03/18/2021	TEXAS UIL	\$525.00
1991	03/18/2021	1ST CHOICE RESTAURANT EQUIP & SUPPL	\$3,357.24
1991	03/18/2021	DZIUK MEAT MARKET	\$55.60
1991	03/18/2021	EDUCATION SERVICE CENTER REGION XX	\$2,378.00
1991	03/18/2021	FLINN SCIENTIFIC INC	\$1,121.93
1991	03/18/2021	HARDIE'S FRESH FOODS	\$744.54
1991	03/18/2021	HIGH SCHOOL MUSIC SERVICE INC	\$128.00
1991	03/18/2021	HOME DEPOT CREDIT SERVICES	\$372.85
1991	03/18/2021	MATERA PAPER COMPANY, INC	\$44.50
1991	03/18/2021	MEDINA COUNTY TAX OFFICE	\$7.50
1991	03/18/2021	NASSP/NHS/NJHS	\$30.50
1991	03/18/2021	NATIONAL CHEERLEADERS ASSOCIATION	\$3,573.00
1991	03/18/2021	PARTS TOWN, LLC	\$445.97
1991	03/18/2021	QUADIENT FINANCE USA, INC	\$3,035.80
1991	03/18/2021	RESPECTED, LLC	\$1,200.00
1991	03/18/2021	ROADRUNNER CHARTERS, INC.	\$1,600.00
1991	03/18/2021	SCHOOLKIDZ.COM LLC	\$2,325.00
1991	03/18/2021	STAPLES CONTRACT & COMM, LLC	\$213.98
1991	03/18/2021	TEXAS DEPT OF PUBLIC SAFETY	\$15.00
1991	03/18/2021	TRT HOLDINGS, INC./OMNI CC HOTEL	\$324.82
1991	03/18/2021	WHATABURGER	\$190.54
1991	03/18/2021	WRIGHT EXPRESS FSC	\$46.01
7711	03/19/2021	MISC	\$4,256.87
1991	03/22/2021	TEXAS LIBRARY ASSOCIATION, INC	\$99.00
1991	03/22/2021	BARTLETT COCKE GENERAL CONTRACTORS	\$1,175,729.50

Check Register for March 2021

Distribution Fund	Check Date	Vendor Name	Transaction Amount
1991	03/25/2021	AMAZON CAPITAL SERVICES, INC	\$2,646.98
1991	03/25/2021	BLOOMS & BLOSSOMS FLORAL SHOPPE,LTD	\$35.00
1991	03/25/2021	BORDEN DAIRY	\$7,718.14
1991	03/25/2021	BRYCE ALEXANDER HABY	\$269.24
1991	03/25/2021	CASTROVILLE CHAMBER OF COMMER.	\$105.00
1991	03/25/2021	EWING IRRIGATION PRODUCTS, INC	\$2,330.04
1991	03/25/2021	FAMILY PARTS COMPANY INC	\$692.73
1991	03/25/2021	FERGUSON ENTERPRISES	\$1,511.23
1991	03/25/2021	HARDIE'S FRESH FOODS	\$947.92
1991	03/25/2021	INSCO DISTRIBUTING INC	\$549.73
1991	03/25/2021	J.W. PEPPER AND SON, INC.	\$128.00
1991	03/25/2021	MU ALPHA THETA	\$144.00
1991	03/25/2021	MUSIC THEATRE INTERNATIONAL, INC	\$20.00
1991	03/25/2021	PYRA MED HEALTH SERVICES, LLC	\$6,034.62
1991	03/25/2021	RAVEN RABAGO	\$1,125.00
1991	03/25/2021	RYAN RANGEL	\$25.00
1991	03/25/2021	SHANNON FOUST	\$244.08
1991	03/25/2021	STACEY KAY DUKE	\$0.00
1991	03/25/2021	YASLIN C AVILEZ	\$25.00
1991	03/25/2021	AIRGAS INC.	\$279.00
1991	03/25/2021	AT&T	\$263.07
1991	03/25/2021	CASTROVILLE TRUE VALUE	\$317.67
1991	03/25/2021	CESAR TERRAZAS JR	\$315.00
1991	03/25/2021	CISNEROS TRAINING GROUP, INC	\$300.00
1991	03/25/2021	MEDINA VALLEY BAND SPONSORS	\$915.00
1991	03/25/2021	MSB CONSULTING GROUP, LLC.	\$36,553.29
1991	03/25/2021	MVISD-FOOD SERVICE DEPT	\$498.40
1991	03/25/2021	RUSH TRUCK CENTERS OF TEXAS, LP	\$676.70
1991	03/25/2021	SA THERAPY IN MOTION INC	\$13,075.50
1991	03/25/2021	SERVICE INDUSTRIAL, INC.	\$261.48
1991	03/25/2021	SKILLS USA-TEXAS	\$850.00
1991	03/25/2021	TRACTOR SUPPLY CO	\$240.45
1991	03/25/2021	BULL'S EYE BRANDS INC.	\$1,612.98
1991	03/25/2021	CASTROVILLE QUICK LUBE	\$82.90
1991	03/25/2021	COMMERCIAL KITCHEN REPAIR INC	\$479.00
1991	03/25/2021	CPS ENERGY	\$65,448.93
1991	03/25/2021	FASST SPORTS	\$1,079.80
1991	03/25/2021	GATEWAY PRINTING & OFFICE SUPPLY	\$3,655.70
1991	03/25/2021	LABATT INSTITUTIONAL SUPPLY CO	\$23,632.58
1991	03/25/2021	MONIQUE WHITFIELD	\$179.46
1991	03/25/2021	NATIONAL TICKET CO INC	\$976.06

Check Register for March 2021

Distribution Fund	Check Date	Vendor Name	Transaction Amount
1991	03/25/2021	SHELBY L COOK	\$643.50
1991	03/25/2021	SOUTHERN COMPUTER WAREHOUSE INC	\$1,131.47
1991	03/25/2021	SYSCO USA I, INC./SYSCO CENTRAL TX	\$363.32
1991	03/25/2021	BAKER DISTRIBUTING CO	\$192.27
1991	03/25/2021	CARRIER ENTERPRISE LLC	\$3,077.71
1991	03/25/2021	CDW GOVERNMENT, INC.	\$2,953.35
1991	03/25/2021	EICHELBAUM WARDELL HANSEN	\$300.00
1991	03/25/2021	EWELL EDUCATIONAL SERVICES, INC	\$72.00
1991	03/25/2021	FOLLETT SCHOOL SOLUTIONS, INC	\$4,526.40
1991	03/25/2021	GULF COAST PAPER CO INC	\$3,074.13
1991	03/25/2021	KURZ & CO.	\$2,150.06
1991	03/25/2021	KYRISH TRUCK CENTERS OF SA LLC	\$3,936.40
1991	03/25/2021	MVISD-TRANSPORTATION DEPT	\$6,662.70
1991	03/25/2021	SITEONE LANDSCAPE SUPPLY HOLDING, L	\$321.63
1991	03/25/2021	SOUTHWASTE DISPOSAL LLC	\$2,659.65
1991	03/25/2021	SUNRISE RESTAURANT	\$304.00
1991	03/25/2021	TEXAS A&M ENGINEERING EXTENSION SVC	\$2,025.00
1991	03/25/2021	THE SHERWIN-WILLIAMS CO	\$607.77
1991	03/25/2021	KATHLEEN PICKERING	\$65.00
1991	03/25/2021	RIO MEDINA TRUCK & AUTOMOTIVE, LLC	\$969.67
1991	03/25/2021	TASA-TEX ASSOC OF SCHOOL ADMINISTRA	\$150.00
1991	03/25/2021	BUSINESS PROFESSIONALS OF AMERICA	\$495.00
1991	03/25/2021	DEMCO INC.	\$1,310.78
1991	03/25/2021	DPC INDUSTRIES, INC.	\$20.00
1991	03/25/2021	EDUCATION SERVICE CENTER REGION XX	\$312.00
1991	03/25/2021	FLINN SCIENTIFIC INC	\$1,546.60
1991	03/25/2021	HONDO ANVIL HERALD	\$44.00
1991	03/25/2021	INTECH SOUTHWEST SERVICES, LLC	\$25,896.00
1991	03/25/2021	J&R WINDOW FASHIONS	\$4,755.10
1991	03/25/2021	MEDINA COUNTY TREASURER	\$29,522.50
1991	03/25/2021	NASSP/NHS/NJHS	\$1,179.25
1991	03/25/2021	QUILL CORPORATION	\$102.87
1991	03/25/2021	VERNIER SOFTWARE AND TECHNOLOGY	\$492.76
1991	03/25/2021	WALMART	\$1,011.98
1991	03/25/2021	H.E.B. GROCERY COMPANY	\$95.03
1991	03/25/2021	HELEN Y. LERMA	\$3,625.00
1991	03/25/2021	HOME DEPOT CREDIT SERVICES	\$1,276.24
1991	03/25/2021	MARENEM, INC	\$99.00
1991	03/25/2021	MATERA PAPER COMPANY, INC	\$5,412.46
1991	03/25/2021	MCGEE COMPANY	\$105.29
1991	03/25/2021	MEDINA ELECTRIC COOPERATIVE, INC.	\$641.03

Check Register for March 2021

Distribution Fund	Check Date	Vendor Name	Transaction Amount
1991	03/25/2021	ROYCE GROFF OIL CO INC	\$8,747.51
1991	03/25/2021	SAM'S CLUB DIRECT	\$667.44
1991	03/25/2021	STAPLES CONTRACT & COMM, LLC	\$282.66
1991	03/25/2021	WHATABURGER	\$682.16
1991	03/25/2021	A TWO Z GRAPHICS	\$507.50
1991	03/25/2021	CED INC/COLUMBIA ELECTRIC SUPPLY	\$2,189.54
1991	03/25/2021	CHICK-FIL-A	\$326.95
1991	03/25/2021	FARONICS TECHNOLOGIES USA, INC.	\$799.20
1991	03/25/2021	HAYDAY, INC/CTWP	\$1,786.06
1991	03/25/2021	O'REILLY AUTO PARTS	\$151.42
1991	03/25/2021	SAN ANTONIO FOOD BANK	\$403.56
1991	03/25/2021	SCHOLASTIC BOOK FAIRS-10 (BUYBOARD)	\$1,519.89
1991	03/25/2021	TEX ASSN OF SCHOOL BOARDS-TASB, INC	\$741.76
1991	03/25/2021	TEXAS SCENIC COMPANY, INC	\$5,075.00
7711	03/26/2021	MISC	\$2,172.13
8631	03/29/2021	NATIONAL PLAN -HSA	\$3,615.00
8631	03/29/2021	BAY BRIDGE ADMIN.LLC	\$66,109.32
8631	03/29/2021	MARY K VIEGELAHN,CHAPTER 13 TRUSTEE	\$1,207.00
8631	03/29/2021	NATIONAL PLAN ADMN ANNUITIES	\$24,816.76
8631	03/29/2021	NAT'L PLAN ADMN DEPEND CARE	\$839.34
8631	03/29/2021	TEXAS TEACHERS-A.C.P.	\$1,245.00
8631	03/29/2021	NATIONAL PLAN ADMINISTRATORS	\$10,544.36
8631	03/29/2021	TEXAS AFT/PEG	\$35.00
8631	03/30/2021	EXPERT PAY	\$1,888.48
8631	03/30/2021	BROADWAY NATIONAL BANK	\$172,385.28
1991	03/31/2021	AT&T	\$885.55
1991	03/31/2021	CASTROVILLE TRUE VALUE	\$480.40
1991	03/31/2021	CESAR TERRAZAS JR	\$30.00
1991	03/31/2021	FRONTLINE TECHNOLOGIES GROUP LLC	\$2,007.84
1991	03/31/2021	METROSTUDY, INC	\$5,750.00
1991	03/31/2021	SA THERAPY IN MOTION INC	\$5,460.00
1991	03/31/2021	TEXAS STATE FLORISTS ASSOCIATION	\$700.00
1991	03/31/2021	YATES COMPANY, LLC.	\$828.00
1991	03/31/2021	AMAZON CAPITAL SERVICES, INC	\$8,639.08
1991	03/31/2021	CISCO SYSTEMS, INC	\$212.56
1991	03/31/2021	EDUCATION GALAXY, LLC.	\$1,025.00
1991	03/31/2021	EDWARDS AQUIFER AUTHORITY	\$28.49
1991	03/31/2021	FAMILY PARTS COMPANY INC	\$200.93
1991	03/31/2021	GATEWAY PRINTING & OFFICE SUPPLY	\$310.23
1991	03/31/2021	HABY'S ALSATIAN BAKERY	\$286.15
1991	03/31/2021	IMAGERY GRAPHIC SYSTEMS INC.	\$192.49

Check Register for March 2021

Distribution Fund	Check Date	Vendor Name	Transaction Amount
1991	03/31/2021	INSCO DISTRIBUTING INC	\$56.08
1991	03/31/2021	J2 CLOUD SERVICES, LLC	\$452.77
1991	03/31/2021	LAURA A DOMINGUEZ	\$105.00
1991	03/31/2021	OTC BRANDS, INC	\$1,836.02
1991	03/31/2021	RESTREAM, INC.	\$490.00
1991	03/31/2021	TRINA VIOLET PULIDO	\$25.00
1991	03/31/2021	UNITED RENTALS	\$5,390.00
1991	03/31/2021	YANCEY WATER SUPPLY CORP	\$1,845.16
1991	03/31/2021	APPLE INC.	\$26,312.00
1991	03/31/2021	BILL MILLERS BAR-B-Q	\$84.75
1991	03/31/2021	CDW GOVERNMENT, INC.	\$94.80
1991	03/31/2021	CENTERPOINT ENERGY	\$1,056.73
1991	03/31/2021	CODY SHOCKLEY	\$120.00
1991	03/31/2021	DAKOTA PREMIUM HARDWOOD	\$478.38
1991	03/31/2021	DIANE CASSANDRA GARCIA	\$1,600.00
1991	03/31/2021	EWING IRRIGATION PRODUCTS, INC	\$99.33
1991	03/31/2021	FERGUSON ENTERPRISES	\$201.97
1991	03/31/2021	H.E.B. GROCERY COMPANY	\$42.46
1991	03/31/2021	JAMES R TEST	\$105.00
1991	03/31/2021	KYRISH TRUCK CENTERS OF SA LLC	\$7,660.32
1991	03/31/2021	MOBILE DEFENDERS, LLC.	\$300.93
1991	03/31/2021	MVISD-FOOD SERVICE DEPT	\$621.72
1991	03/31/2021	RAVEN RABAGO	\$2,250.00
1991	03/31/2021	RIDDELL/ALL AMERICAN SPORTS CORP	\$7,445.26
1991	03/31/2021	SAM'S CLUB DIRECT	\$322.83
1991	03/31/2021	SCHOOL MATE	\$2,360.00
1991	03/31/2021	UNIFIRST HOLDINGS, INC.	\$41.50
1991	03/31/2021	CHILDREN'S PLUS, INC.	\$1,485.56
1991	03/31/2021	JOHNSTONE SUPPLY	\$44.42
1991	03/31/2021	LABATT INSTITUTIONAL SUPPLY CO	\$24,123.69
1991	03/31/2021	MSB CONSULTING GROUP, LLC.	\$31.52
1991	03/31/2021	RED WING SHOES	\$11,911.46
1991	03/31/2021	SCHOLASTIC BOOK FAIRS-10 (BUYBOARD)	\$4,675.15
1991	03/31/2021	SOUTHWEST TEXAS JUNIOR COLLEGE	\$3,520.00
1991	03/31/2021	TAQUERIA SAN JUAN #2	\$81.25
1991	03/31/2021	TEXAS SPEECH-LANGUAGE HEARING ASSOC	\$110.00
1991	03/31/2021	TRIPLE-S STEEL SUPPLY INC.	\$333.00
1991	03/31/2021	ALTEX ELECTRONICS, LTD	\$1,728.65
1991	03/31/2021	HIGH SCHOOL MUSIC SERVICE INC	\$59.98
1991	03/31/2021	J.W. PEPPER AND SON, INC.	\$94.90
1991	03/31/2021	MORPHO TRUST USA, INC.	\$49.25

Check Register for March 2021

Distribution Fund	Check Date	Vendor Name	Transaction Amount
1991	03/31/2021	SERVICE INDUSTRIAL, INC.	\$261.48
1991	03/31/2021	TEXAS ASSOC SCH BUS OFFICIALS	\$135.00
1991	03/31/2021	EDUCATION SERVICE CENTER REGION XX	\$183.00
1991	03/31/2021	HOME DEPOT CREDIT SERVICES	\$1,291.70
1991	03/31/2021	MATERA PAPER COMPANY, INC	\$4,238.72
1991	03/31/2021	MEDINA COUNTY TREASURER	\$600.00
1991	03/31/2021	SOUTHEASTERN PERFORMANCE APPAREL	\$190.00
1991	03/31/2021	STAPLES CONTRACT & COMM, LLC	\$781.95
1991	03/31/2021	WASTE MANAGEMENT OF TEXAS, INC	\$450.25
1991	03/31/2021	WHATABURGER	\$714.74
1991	03/31/2021	JARROD AREN DAWSON	\$49.26
1991	03/31/2021	MECA SPORTSWEAR INC.	\$200.00
1991	03/31/2021	MVISD-TRANSPORTATION DEPT	\$720.74
1991	03/31/2021	O'REILLY AUTO PARTS	\$6.99
1991	03/31/2021	SAN ANTONIO ISD	\$62.54
1991	03/31/2021	SNA - SCHOOL NUTRITION ASSOCIATION	\$132.50
1991	03/31/2021	SOUTHERN TIRE MART, LLC	\$13,620.00
1991	03/31/2021	STACEY VERA	\$49.26
1991	03/31/2021	SUSAN JAIME COFFEE DEV CONSULTANT	\$270.00
1991	03/31/2021	TED SOLIS, JR.	\$120.00
1991	03/31/2021	THE SHERWIN-WILLIAMS CO	\$59.01
1991	03/31/2021	WALMART	\$1,575.62
1991	03/31/2021	HEWLETT-PACKARD FINANCIAL SVCS CO	\$86,064.64
1991	03/31/2021	JT ADVERTISING & GRAPHICS	\$40.00
1991	03/31/2021	KEVIN ARTHUR MARTINSON	\$81.00
1991	03/31/2021	QUILL CORPORATION	\$638.97
1991	03/31/2021	REBECCA KILIAN SMITH	\$4,858.75
1991	03/31/2021	ROYCE GROFF OIL CO INC	\$14,244.57
1991	03/31/2021	SYSCO USA I, INC./SYSCO CENTRAL TX	\$1,258.55
1991	03/31/2021	THE PROPHET CORP	\$287.59
1991	03/31/2021	W W GRAINGER INC	\$1,259.12



Superintendent Briefing

April 19, 2021

District Enrollment

	<u>6/4/20</u>	<u>4/15/21</u>	<u>Growth</u>
Castroville Elementary	638	595	- 43
LaCoste Elementary	557	598	+ 41
Potranco Elementary	811	889	+ 78
Luckey Ranch Elementary	850	890	+ 40
Loma Alta Middle School	793	874	+ 81
Medina Valley Middle School	634	629	- 5
Medina Valley High School	1625	1747	+ 122
Totals	5908	6222	+ 314

End of 19-20 Enrollment: 5,908

Growth over end of 19-20: + 314

5.31% increase over end of 19-20

District COVID Case Count

As of Monday, April 19 (Since first day of school):

Active Cases	3
Recovered	280

<u>Total Cases</u>	<u>Student</u>	<u>Staff</u>
Medina Valley High School	71	18
Medina Valley Middle School	23	15
Loma Alta Middle School	18	12
Castroville Elementary	8	12
LaCoste Elementary	20	4
Potranco Elementary	19	8
Luckey Ranch Elementary	22	12
Non-Campus Staff & Floaters	-	21

Method of Instruction

These numbers indicate the number of students that chose remote or in-person learning at the beginning of each six weeks grading period.

	1 st Six Weeks	2 nd Six Weeks	3 rd Six Weeks	4 th Six Weeks	5 th Six Weeks	6 th Six Weeks
Remote Count	3,182	2,556	2,021	1,910	1,592	1,352
Remote Percentage	56%	42%	33%	31%	26%	22%
In-Person Count	2,451	3,564	4,096	4,272	4,550	4,877
In Person Percentage	44%	58%	67%	69%	74%	78%

TRAINING REQUIREMENTS FOR SCHOOL BOARD MEMBERS

Length of Service	Local District Orientation	Intro to TEC	Open Government ³	Cybersecurity	Post-Legislative Update to TEC	Child Abuse Prevention	Evaluating and Improving Student Outcomes (formerly SB 1566)	Team Building	Additional Continuing Education (based on assessed needs)
New Trustees (First Year) ~25 hrs	Local Orientation ² (within 120 days) 3 hrs	(within 120 days) 3 hrs	OMA ³ (within 90 days) 1-2 hrs PIA 1-2 hrs	~1 hr each year	N/A because update is incorporated into Intro to TEC	1 hr every two years	(within 120 days) 3 hrs² every two years	3 hrs² each year with all trustees and superintendent	10 hrs first year
Experienced Trustees (After First Year) 9–16 hrs¹	Can attend, but not required				Sufficient length ~1-2 hrs after each legislative session				5 hrs each year
Providers	School District	ESC	TASB or other registered provider	See Department of Information Resources website	TASB or other registered provider	TASB or other registered provider	TASB or other authorized provider	TASB or other registered provider	TASB or other registered provider

Training Requirements Notes:

¹Required hours after the first year will vary depending on how the Post-Legislative Update, Child Abuse, and Student Achievement and Accountability hours fall for an individual trustee.

²Trustees may receive any training online **except** Local Orientation for new board members, Team Building, and Evaluating and Improving Student Outcomes.

³**OMA** and **PIA training** is required (outside of SBOE rule) of all elected officials within 90 days of election or appointment. PIA training may be delegated by district policy.

OMA: Open Meetings Act

TEC: Texas Education Code

PIA: Public Information Act

SBOE: State Board of Education



**Texas Association of School Boards
Continuing Education Credit Report Service**

**Medina Valley ISD - District # 163908
Shannon Beasley - ID # 099870
4/1/2020 to 4/1/2021**

<u>Tier 3 - Board Development</u>		<u>Date earned</u>	<u>Hours earned</u>
TASB Provided			
Leadership TASB Class - 2020	Varies		
Leadership TASB Virtual Session		4/22/2020	1.50
TASB Board Development Services Webinar Series - 2020	varies		
What Board Members Need to Know about Sexual Abuse, Sex Trafficking, and Other Maltreatment Webinar		5/14/2020	01:00 - 02:00 PM 1.00
Leadership TASB Alumni Association's "Ask the Expert" Webinar	Virtual		
Leadership TASB Alumni Association's "Ask the Expert" Webinar: Gen Z and the Pandemic		6/16/2020	02:00 - 03:00 PM 1.00
Summer Leadership Institute Virtual - 2020	Virtual		
Open Meetings and Public Comment		6/25/2020	01:30 - 02:30 PM 1.00
Women in Leadership: Encouragement for Today, Inspiration for Tomorrow		6/25/2020	03:30 - 04:30 PM 1.00
Busting Your Bubble—How to Reach and Teach Your Community		6/26/2020	08:30 - 09:30 AM 1.00
Candid Expressions: Board-Superintendent Teams Discuss Mutual Expectations		6/26/2020	11:30 - 12:30 PM 1.00
TASA TASB Convention Virtual - 2020	Virtual		
CSA Spotlight Session: Can They Really Say That About Me?		10/1/2020	10:30 - 11:20 AM 1.00
Other Training			
Non-TASB Provided Training			
Cybersecurity		5/18/2020	1.00
Total Hours for Tier 3			9.50

ATTN District Personnel: If any trainings are inaccurate or missing, please email cec@tasb.org.

E-Mail: cec@tasb.org

TASB Main Number: 800-580-8272 ext. 2453



**Texas Association of School Boards
Continuing Education Credit Report Service**

Medina Valley ISD - District # 163908

Jennilea Campbell - ID # 099011

4/1/2020 to 4/1/2021

Tier 3 - Board Development

Date earned

Hours earned

TASB Provided

TASB Board Development Services Webinar Series - 2020	varies			
What Board Members Need to Know about Sexual Abuse, Sex Trafficking, and Other Maltreatment Webinar		5/14/2020	01:00 - 02:00 PM	1.00
Summer Leadership Institute On Demand - 2020	Virtual			
Turning It Around: Empowering a School Board to Be the Best		6/27/2020	02:30 - 03:00 PM	1.00
Looking Back in Order to Understand What Lies Ahead: Lessons from the Virtual Classroom		6/27/2020	02:30 - 03:00 PM	1.00
Partnerships, Prime Opportunities, and Unparalleled Student Performance		6/27/2020	02:30 - 03:00 PM	1.00
Opening General Session: Rick Rigsby		6/27/2020	02:30 - 03:00 PM	1.00
21st-Century Education: Are We There Yet?		6/27/2020	02:30 - 03:00 PM	0.75
TASA TASB Convention Virtual - 2020	Virtual			
Landscapes, Environments, and Ecosystems: Why Are They Digital?		10/1/2020	09:30 - 10:20 AM	1.00
Student Ambassadors: Connecting with the Community through Student Engagement (TSPRA)		10/1/2020	09:30 - 10:20 AM	1.00
School Safety Update: Readiness and Training and Education		10/1/2020	10:30 - 11:20 AM	1.00
HB 3: The Rise of Skywalker		10/1/2020	01:30 - 02:20 PM	1.00
Personnel Issues During COVID-19		10/1/2020	01:30 - 02:20 PM	1.00
Catching up with the Texas Legislature		10/1/2020	02:45 - 03:35 PM	1.00
Improving District Stability and Board Governance through the Superintendent Contract		10/2/2020	08:00 - 08:50 AM	1.00
TASA TASB Convention On Demand - 2020	Virtual			
Opening General Session		10/3/2020	12:00 - 01:00 PM	0.75
Commissioner's Update		10/3/2020	12:00 - 01:00 PM	0.75
Closing General Session		10/3/2020	12:00 - 01:00 PM	0.75

Other Training

Non-TASB Provided Training

Cybersecurity		6/17/2020		1.00
Open Meetings Act (Required Open Govt Training)		1/6/2021		1.00

Total Hours for Tier 3 17.00

ATTN District Personnel: If any trainings are inaccurate or missing, please email cec@tasb.org.

E-Mail: cec@tasb.org

TASB Main Number: 800-580-8272 ext. 2453



**Texas Association of School Boards
Continuing Education Credit Report Service**

**Medina Valley ISD - District # 163908
Paula Davidson - ID # 128775
4/1/2020 to 4/1/2021**

<u>Tier 1 - Orientation</u>	<u>Date earned</u>	<u>Hours earned</u>
Other Training		
Non-TASB Provided Training		
Local District Orientation	1/8/2021	3.00
Orientation to Texas Education Code	1/12/2021	1.50
Orientation to Texas Education Code	1/14/2021	1.50
Total Hours for Tier 1		6.00

<u>Tier 3 - Board Development</u>	<u>Date earned</u>	<u>Hours earned</u>
TASB Provided		
TASB Board Development Services Webinar Series - 2020	varies	
Quick Tips for New School Board Members Webinar	12/9/2020 12:00 - 01:00 PM	1.00
Other Training		
Non-TASB Provided Training		
Open Meetings Act (Required Open Govt Training)	12/18/2020	1.00
Public Info Act (Required Open Govt Training)	12/18/2020	1.00
Cybersecurity	12/18/2020	1.00
Total Hours for Tier 3		4.00

ATTN District Personnel: If any trainings are inaccurate or missing, please email cec@tasb.org.

E-Mail: cec@tasb.org

TASB Main Number: 800-580-8272 ext. 2453



**Texas Association of School Boards
Continuing Education Credit Report Service**

Medina Valley ISD - District # 163908

Mario De Leon - ID # 112631

4/1/2020 to 4/1/2021

Tier 3 - Board Development

Date earned

Hours earned

TASB Provided

TASB Board Development Services Webinar Series - 2020

varies

What Board Members Need to Know about Sexual Abuse, Sex Trafficking, and Other Maltreatment Webinar

5/14/2020 01:00 - 02:00 PM 1.00

Summer Leadership Institute Virtual - 2020

Virtual

Insights from Award-Winning Superintendents

6/24/2020 07:30 - 08:30 PM 1.00

Opening General Session: Rick Rigsby

6/25/2020 08:00 - 09:00 AM 1.00

Comfortably Secure: Creating Safe Schools

6/25/2020 09:30 - 10:30 AM 1.00

Making Informed Facility Decisions

6/25/2020 03:30 - 04:30 PM 1.00

School Boards Make a Difference

6/26/2020 08:30 - 09:30 AM 1.00

Looking Back in Order to Understand What Lies Ahead: Lessons from the Virtual Classroom

6/26/2020 11:30 - 12:30 PM 1.00

TASB Board Development Services Webinar Series - 2020

varies

How Can We Achieve Equity in Education? A Live Virtual Event for School Board Officers

9/3/2020 11:30 - 12:30 PM 1.00

TASB Delegate Assembly - 2020

Virtual

2020 Delegate Assembly Caucus

9/18/2020 1.00

TASA | TASB Convention Virtual - 2020

Virtual

Superintendent Challenges during COVID-19

9/30/2020 04:00 - 05:00 PM 1.00

Opening General Session

10/1/2020 08:30 - 09:15 AM 0.75

Take the Wheel! Steer the Public's Conversations about Your Schools

10/1/2020 09:30 - 10:20 AM 1.00

Leadership Development Is Critical for the Future of Texas

10/1/2020 01:30 - 02:20 PM 1.00

Catching up with the Texas Legislature

10/1/2020 02:45 - 03:35 PM 1.00

Improving District Stability and Board Governance through the Superintendent Contract

10/2/2020 08:00 - 08:50 AM 1.00

TASA | TASB Convention On Demand - 2020

Virtual

HB 3: Lessons of Year One and A Look Ahead to the 87th Legislature

10/3/2020 12:00 - 01:00 PM 1.00

TASB Delegate Assembly - 2020

Virtual

TASB Delegate Assembly

10/3/2020 02:00 - 06:00 PM 2.50

Other Training

Non-TASB Provided Training

Cybersecurity

5/18/2020 1.00

Open Meetings Act (Required Open Govt Training)

12/15/2020 1.00

Total Hours for Tier 3 **20.25**



**Texas Association of School Boards
Continuing Education Credit Report Service**

Medina Valley ISD - District # 163908

Mario De Leon - ID # 112631

4/1/2020 to 4/1/2021

ATTN District Personnel: If any trainings are inaccurate or missing, please email cec@tasb.org.

E-Mail: cec@tasb.org

TASB Main Number: 800-580-8272 ext. 2453



**Texas Association of School Boards
Continuing Education Credit Report Service**

Medina Valley ISD - District # 163908

Terry Groff - ID # 088333

4/1/2020 to 4/1/2021

Tier 3 - Board Development

TASB Provided

	<u>Date earned</u>	<u>Hours earned</u>
Summer Leadership Institute Virtual - 2020 Virtual		
What Board Members Need to Know about Sexual Abuse, Sex Trafficking, Other Maltreatment of Child	6/24/2020 06:00 - 07:00 PM	1.00
Opening General Session: Rick Rigsby	6/25/2020 08:00 - 09:00 AM	1.00
Summer Leadership Institute On Demand - 2020 Virtual		
Comfortably Secure: Creating Safe Schools	6/27/2020 02:30 - 03:00 PM	1.00
Special Education 101: What Board Members Need to Know	6/27/2020 02:30 - 03:00 PM	1.00
Leveraging Technology to Close the Student Opportunity Gap	6/27/2020 02:30 - 03:00 PM	0.75
Open Meetings and Public Comment	6/27/2020 02:30 - 03:00 PM	0.75
School Boards Make a Difference	6/27/2020 02:30 - 03:00 PM	1.00
TASA TASB Convention On Demand - 2020 Virtual		
Student Issues 2020: Fast Times at COVID High	10/3/2020 12:00 - 01:00 PM	1.00
Putting the Pieces Together: The Governance/Management Puzzle	10/3/2020 12:00 - 01:00 PM	1.00
What is eXceptional Governance? How School Boards Make a Difference	10/3/2020 12:00 - 01:00 PM	1.00
HB 3: Lessons of Year One and A Look Ahead to the 87th Legislature	10/3/2020 12:00 - 01:00 PM	1.00

Other Training

Non-TASB Provided Training

Cybersecurity	6/17/2020	1.00
---------------	-----------	------

Total Hours for Tier 3 **11.50**

ATTN District Personnel: If any trainings are inaccurate or missing, please email cec@tasb.org.

E-Mail: cec@tasb.org

TASB Main Number: 800-580-8272 ext. 2453



**Texas Association of School Boards
Continuing Education Credit Report Service**

**Medina Valley ISD - District # 163908
Bruce Haby - ID # 053891
4/1/2020 to 4/1/2021**

Tier 3 - Board Development

Date earned

Hours earned

TASB Provided

Summer Leadership Institute Virtual - 2020

Virtual

What Board Members Need to Know about Sexual Abuse, Sex Trafficking, Other Maltreatment of Child	6/24/2020	06:00 - 07:00 PM	1.00
Insights from Award-Winning Superintendents	6/24/2020	07:30 - 08:30 PM	1.00
Opening General Session: Rick Rigsby	6/25/2020	08:00 - 09:00 AM	1.00
Title IX Sexual Harassment: What's New?	6/25/2020	09:30 - 10:30 AM	1.00
Two Books. Two Trustees. Two Takes on Board Service (Author Series)	6/25/2020	11:30 - 12:30 PM	1.00
Open Meetings and Public Comment	6/25/2020	01:30 - 02:30 PM	1.00
Making Informed Facility Decisions	6/25/2020	03:30 - 04:30 PM	1.00
Educational Opportunities in Texas Schools and Districts: Where Are We and Where Can We Go?	6/26/2020	08:30 - 09:30 AM	1.00
Cybersecurity Threats Targeting Education	6/26/2020	08:30 - 09:30 AM	1.00
Educational Policy: A Texas Perspective	6/26/2020	11:30 - 12:30 PM	1.00
Coping With Covid: How Students in TX and Around the Nation are Leading in the Face of COVID-19	6/26/2020	01:30 - 02:30 PM	1.00

Other Training

Non-TASB Provided Training

Cybersecurity	6/17/2020		1.00
---------------	-----------	--	------

Total Hours for Tier 3 12.00

ATTN District Personnel: If any trainings are inaccurate or missing, please email cec@tasb.org.

E-Mail: cec@tasb.org

TASB Main Number: 800-580-8272 ext. 2453



**Texas Association of School Boards
Continuing Education Credit Report Service**

Medina Valley ISD - District # 163908

Beth Zinsmeyer - ID # 088332

4/1/2020 to 4/1/2021

Tier 3 - Board Development

TASB Provided

	<u>Date earned</u>	<u>Hours earned</u>
TASB Board Development Services Webinar Series - 2020 varies		
What Board Members Need to Know about Sexual Abuse, Sex Trafficking, and Other Maltreatment Webinar	5/14/2020 01:00 - 02:00 PM	1.00
Summer Leadership Institute Virtual - 2020 Virtual		
Opening General Session: Rick Rigsby	6/25/2020 08:00 - 09:00 AM	1.00
Comfortably Secure: Creating Safe Schools	6/25/2020 09:30 - 10:30 AM	1.00
Summer Leadership Institute On Demand - 2020 Virtual		
Two Books. Two Trustees. Two Takes on Board Service (Author Series)	6/27/2020 02:30 - 03:00 PM	0.75
School Boards Make a Difference	6/27/2020 02:30 - 03:00 PM	1.00
Women in Leadership: Encouragement for Today, Inspiration for Tomorrow	6/27/2020 02:30 - 03:00 PM	1.00
TASA TASB Convention Virtual - 2020 Virtual		
Opening General Session	10/1/2020 08:30 - 09:15 AM	0.75
Employee Free Speech: The Evolution of a Matter of Public Concerns	10/1/2020 09:30 - 10:20 AM	1.00
CSA Spotlight Session: Can They Really Say That About Me?	10/1/2020 10:30 - 11:20 AM	1.00
CSA Spotlight Session: Title IX Investigations	10/1/2020 01:30 - 02:20 PM	1.00
Catching up with the Texas Legislature	10/1/2020 02:45 - 03:35 PM	1.00
TEA's Response to COVID-19 - Commissioner Mike Morath	10/1/2020 04:00 - 04:45 PM	0.75
Internal Audit: Proactive Growth through Introspective Analysis	10/2/2020 08:00 - 08:50 AM	1.00
Closing General Session	10/2/2020 11:00 - 11:45 AM	0.75

Other Training

Non-TASB Provided Training

Cybersecurity	6/8/2020	1.00
---------------	----------	------

Total Hours for **Tier 3** **14.00**

ATTN District Personnel: If any trainings are inaccurate or missing, please email cec@tasb.org.

E-Mail: cec@tasb.org

TASB Main Number: 800-580-8272 ext. 2453



PASSED, APPROVED AND ADOPTED BY THE BOARD OF TRUSTEES OF THE MEDINA VALLEY INDEPENDENT SCHOOL DISTRICT, MEDINA COUNTY, TEXAS on the _____ day of _____, 2021.

MEDINA VALLEY INDEPENDENT SCHOOL DISTRICT

By: _____
Mario De Leon, President
Board of Trustees

ATTEST:
By: _____
Jennilea Campbell, Secretary
Board of Trustees

EXHIBIT “A”

Equalis Group Master Intergovernmental Cooperative Purchasing Agreement

[to be attached]



MASTER INTERGOVERNMENTAL COOPERATIVE PURCHASING AGREEMENT

This Master Intergovernmental Cooperative Purchasing Agreement (the “**Agreement**”) is entered into by and between those certain government agencies that execute a Management Services Agreement (“**Lead Agencies**”) with Equalis Group LLC (“**Equalis Group**”) to be appended and made a part hereof and such other public agencies, non-profit organizations, and businesses (each a “**Purchasing Group Member**”) who register to participate in the cooperative purchasing programs administered by Equalis Group and its affiliates and subsidiaries (collectively, “**Equalis Group Purchasing Program**”) by either registering on an Equalis Group Purchasing Program website (such as www.equalisgroup.org) or by executing a copy of this Agreement.

RECITALS

WHEREAS, after a competitive solicitation and selection process conducted by Lead Agencies, Lead Agencies enter into master agreements (“**Master Agreements**”) with awarded suppliers to provide a variety of goods, products, and services (“**Products**”) to the applicable Lead Agency and Purchasing Group Members;

WHEREAS, Master Agreements are made available to Purchasing Group Members by Lead Agencies through the Equalis Group Purchasing Program and provide that Purchasing Group Members may voluntarily purchase Products on the same terms, conditions, and pricing as the Lead Agency, subject to any applicable federal and/or local purchasing ordinances and the laws of the State of purchase; and

WHEREAS, in addition to Master Agreements, the Equalis Group Purchasing Program may from time to time offer Purchasing Group Members the opportunity to acquire Products through other group purchasing agreements.

NOW, THEREFORE, in consideration of the mutual covenants contained herein and of the mutual benefits to result, the parties hereto agree as follows:

1. Each party will facilitate the cooperative procurement of Products.
2. The procurement of Products by Purchasing Group Member party to this Agreement shall be conducted in accordance with and subject to the relevant federal, state, and local statutes, ordinances, rules, and regulations that govern Purchasing Group Member’s procurement practices.
3. The cooperative use of Master Agreements and other group purchasing agreements shall be conducted in accordance with the terms and conditions of such agreements, except as modification of those terms and conditions is otherwise allowed or required by applicable federal, state, or local law.
4. The Lead Agencies will make available, upon reasonable request and subject to convenience, information about Master Agreements which may assist in facilitating and improving the procurement of Products by the Purchasing Group Member.
5. Purchasing Group Member agrees that Equalis Group Purchasing Program may provide access to group purchasing organization (“**GPO**”) agreements directly or indirectly by enrolling Purchasing Group Member in another GPO’s purchasing program; provided that the purchase of Products shall be at Purchasing Group Member’s sole discretion.
6. Purchasing Group Member shall make timely payments to the distributor, manufacturer, or other vendor (each a “**Supplier**”) for Products procured and received through any Master Agreement or GPO group purchasing agreement (each an “**Equalis Agreement**”) in accordance with the terms and conditions of this Agreement and of the Equalis Agreement, as applicable.
7. Purchasing Group Member acknowledges and agrees that Equalis Group may receive fees (“**Administrative Fees**”) from Suppliers, which are typically calculated as a percentage of the dollar value of purchases made by Purchasing Group Member under an Equalis Agreement. Equalis Group’s standard Administrative Fees are two percent (2%) or less. Equalis Group shall provide Purchasing Group Member with access to a listing of Equalis Agreements that provide for the payment to Equalis of



Administrative Fee in excess of three percent (3%). Additionally, Equalis Group shall provide Purchasing Group Member with access to an annual report listing Purchasing Group Member's purchases of Products through Equalis Agreements and the associated Administrative Fees received by Equalis Group.

8. Purchasing Group Member agrees that Products purchased under Equalis Agreements are for Purchasing Group Member's own use in the conduct of its business, and in no event shall Purchasing Group Member sell, resell, lease, or otherwise transfer goods purchased through Equalis Agreements to an unrelated third party unless expressly permitted by the terms of the applicable Equalis Agreement.
9. Payment for Products and inspections and acceptance of Products ordered by Purchasing Group Member shall be the exclusive obligation of Purchasing Group Member. Disputes between Purchasing Group Member and any Supplier shall be resolved in accordance with the law and venue rules of the State of purchase unless otherwise agreed to by Purchasing Group Member and the Supplier. The exercise of any rights or remedies by Purchasing Group Member shall be the exclusive obligation of Purchasing Group Member.
10. Purchasing Group Member shall not use this Agreement or the terms and conditions of any Equalis Agreement as a method for obtaining additional concessions or reduced prices for similar products or services.
11. Purchasing Group Member shall be responsible for the ordering of Products under this Agreement. A non-procuring party shall not be liable in any fashion for any violation by a party procuring Products under this Agreement. To the extent permitted by law, the party procuring Products shall hold any non-procuring party harmless from any liability that may arise from action or inaction of the party procuring Products. Without limiting the generality of the foregoing, Equalis Group Purchasing Program makes no representations or warranties regarding any Product or Equalis Agreement and shall have no liability for any act or omission by a Supplier or other party under an Equalis Agreement.
12. This Agreement shall remain in effect unless terminated by one party giving thirty (30) days' written notice to the other party. The provisions of **Sections 5, 6, 7, 8, and 9** hereof shall survive any such termination.
13. If any term or provision of this Agreement is held invalid, illegal, or unenforceable in any jurisdiction, such invalidity, illegality, or unenforceability shall not affect any other term or provision of this Agreement or invalidate or render unenforceable such term or provision in any other jurisdiction.
14. This Agreement and the rights and obligations hereunder may not be assignable by either party hereto without the prior written consent of the other party, which consent shall not be unreasonably withheld, conditioned, or delayed, provided, however, that Purchasing Group Member and Equalis Group may assign their respective rights and obligations under this Agreement without the consent of the other party in the event either Purchasing Group Member or Equalis Group shall hereafter effect a corporate reorganization, consolidation, merger, merge into, sell to, or transfer all or substantially all of its properties or assets to another entity. Subject to the preceding sentence, this Agreement will be binding upon, inure to the benefit of, and be enforceable by the parties and their respective successors and assigns. Any instrument purporting to make an assignment in violation of this **Section 14** will be null and void.
15. This Agreement, together with any other documents incorporated herein by reference, constitutes the sole and entire agreement of the parties to this Agreement with respect to the subject matter contained herein, and supersedes all prior and contemporaneous understandings, agreements, representations, and warranties, both written and oral, with respect to such subject matter.
16. Equalis shall not be liable to Purchasing Group for any action, or failure to take action, of a Supplier in connection with the performance of Supplier's obligations under an Equalis Agreement.
17. Each party to this Agreement acknowledges it has read the Agreement and represents and warrants that it has the necessary legal authority and is legally authorized to execute and enter into this Agreement.
18. This Agreement shall take effect upon Purchasing Group Member (i) executing a copy of this Agreement, or (ii) registering on an Equalis Group Purchasing Program website.



The easiest way to complete this form is to visit: www.equalisgroup.org/member-registration. You may also fill out this form electronically, print and sign it, then scan and email the fully completed document to membership@equalisgroup.org.

Agency Information		
Agency Name:		
Agency Type:		
Agency Department:		
Street Address:		
City / St / Zip:		
Phone #:		
Federal Tax ID:		
Website URL:		

Primary Contact Information	
Name:	
Title:	
Phone #:	
Email:	
Which contract(s) are you interested in?:	

IN WITNESS WHEREOF, I hereby acknowledge, on behalf of _____, that I have read and agreed to the general terms and conditions set forth in the Equalis Group Master Intergovernmental Purchasing Agreement.

Authorized Signator	
Name:	
Title:	
Date:	

Signed: _____

Region 10, Equalis Group Form New Purchasing Cooperative

Region 10 ESC has entered into an agreement with Equalis Group to serve as the Primary Lead Agency in a new purchasing cooperative designed to deliver best-available pricing to the Center's K-12 partners.

"We're excited to be moving forward with a relationship we know will be of great value to our districts," says Jim Newhouse, Assistant Director at Region 10. "Saving them time and money while providing the effective solutions that they want is at the heart of our mission and motto."



Equalis is an innovative cooperative purchasing organization that believes in the power of partnership. Its leadership team has decades of experience within the public and private procurement environments with specific experience in cooperative purchasing, supply chain improvement, and relationships that extend throughout the procurement channel.

"At Equalis Group, we strive to deliver cost savings and unmatched efficiencies to the purchasing process," says Stephen Hull, CEO. "Beyond that, we know how important compliance is for our members so we offer contracts that are competitively bid to fully satisfy public sector procurement standards. By working closely with Region 10, we know we'll be able to extend our reach to new clients who will benefit from our supplier relationships and our expertise."

Equalis Groups' utilization of the lead agency model for competitively bid contracts provides its clients and partners the savings they expect and the efficiencies and peace of mind they deserve within the procurement process.

For more details or to become a member, go to: <https://equalisgroup.org>

ABOUT REGION 10 ESC

Region 10 is one of 20 regional service centers established by the Texas State Legislature in 1967 for the purpose of providing school services. Based in Richardson, the Center and its consultants impact over 865,000 students and 106,000 school staff, of which 56,000 are teachers in over 130 ISDs, charters and private schools across ten north Texas counties.

###

Medina Valley Independent School District
Regular School Board Meeting

Board Minutes

March 22, 2021, 6:30 PM

MVISD Video/Teleconference System

A **Regular Meeting** of the Board of Trustees was held Monday, March 22, 2021, beginning at 6:32 PM on/at MVISD Video/Teleconference System.

I. First Order of Business

A Establish a Quorum

Mario De Leon, Board President, called the Medina Valley ISD Regular Board Meeting to order at 6:32 pm. A quorum of the Board Members were present on the Video/Teleconference, Beth Zinsmeyer, Jennilea Campbell, Shannon Beasley, Paula Davidson, Terry Groff, Bruce Haby and Mario De Leon.

B Pledge of Allegiance to the Flag followed by a moment of silence

Everyone recited the Pledge of Allegiance to the Flag followed by a moment of silence.

II. Announcements/Communications/Presentations

A Construction Update

Paul Holzhaus presented the monthly Construction Update.

B Financial Briefing

Mr. Zamora presented the monthly Financial Briefing.

C Superintendent Briefing

Dr. Rohrbach presented his monthly Superintendent Briefing.

III. Public Comment - none

IV. Discussion and Possible Action Items

A Consent Agenda Items

Dr. Rohrbach presented the consent agenda item for the Board to consider.

- 1 Minutes for a Regular Board Meeting on February 22, 2021, a Board Workshop on February 24, 2021, and a Special Meeting on March 4, 2021
- 2 Donations
 - a Athletic Booster Club Donation of \$3,850.00

Medina Valley Independent School District
Regular School Board Meeting

Board Minutes

March 22, 2021, 6:30 PM

MVISD Video/Teleconference System

- 3 Superintendent's Report on Budgeted Purchases of Goods/Services in Excess of \$50,000
 - a Follett

Jennilea Campbell made a Motion, seconded by Paula Davidson, to approve the consent agenda items as presented. Beth Zinsmeyer, Jennilea Campbell, Shannon Beasley, Paula Davidson, Terry Groff, Bruce Haby and Mario De Leon all voted for the Motion. The motion passed.

B Consider 2021-2022 Instructional Calendar and 2021-2022 Flex Calendar

Dr. Dwight McHazlett presented the 2021-2022 Instructional Calendar and the 2021-2022 Flex calendar for the Board to consider.

Terry Groff made a Motion, seconded by Jennilea Campbell, to approve the 2021-2022 District Instructional Calendar and Flex Instructional Calendar as presented. Beth Zinsmeyer, Jennilea Campbell, Shannon Beasley, Paula Davidson, Terry Groff, Bruce Haby and Mario De Leon all voted for the Motion. The motion passed.

C Consider TEA Missed School Day Waiver

Dr. Kenneth Rohrbach presented the TEA Missed School Day Waiver for the Board to consider.

Paula Davidson made a Motion, seconded by Terry Groff, to approve the TEA Missed School Day Waiver as presented. Beth Zinsmeyer, Jennilea Campbell, Shannon Beasley, Paula Davidson, Terry Groff, Bruce Haby and Mario De Leon all voted for the Motion. The motion passed.

D Consider Resolution Regarding Weather Related Closure of School

Dr. Kenneth Rohrbach presented a Resolution Regarding Weather Related Closure of School for the Board to consider.

Paula Davidson made a Motion, seconded by Jennilea Campbell, to approve the Resolution Regarding Weather Related Closure of School as presented. Beth Zinsmeyer, Jennilea Campbell, Shannon Beasley, Paula Davidson, Terry Groff, Bruce Haby and Mario De Leon all voted for the Motion. The motion passed.

Medina Valley Independent School District
Regular School Board Meeting

Board Minutes

March 22, 2021, 6:30 PM

MVISD Video/Teleconference System

E Consider Remote Learning Contingency Plan for the 2021-2022 School Year

Dr. Dwight McHazlett presented the Remote Learning Contingency Plan for the 2021-2022 School Year for the Board to consider.

Beth Zinsmeyer made a Motion, seconded by Terry Groff, to approve the Remote Learning Contingency Plan for the 2021-2022 School Year as presented. Beth Zinsmeyer, Jennilea Campbell, Shannon Beasley, Paula Davidson, Terry Groff, Bruce Haby and Mario De Leon all voted for the Motion. The motion passed.

F Consider TASB Initiated Local Policy Update 116 affecting Local policies CQB, DCD, GKA, DCE with revisions, and FFAC with revisions

Dr. Kenneth Rohrbach presented the TASB Initiated Local Policy Update 116 affecting Local policies CQB, DCD, GKA, DCE with revisions, and FFAC with revisions for the Board to consider.

Terry Groff made a Motion, seconded by Beth Zinsmeyer, to approve the TASB Initiated Local Policy Update 116 affecting Local policies CQB, DCD, GKA, DCE with revisions and FFAC with revisions as presented. Beth Zinsmeyer, Jennilea Campbell, Shannon Beasley, Paula Davidson, Terry Groff, Bruce Haby and Mario De Leon all voted for the Motion. The motion passed.

G Consider Resolution Nominating Dr. Kenneth Rohrbach for TASB Superintendent of the Year Award.

Mario De Leon presented a resolution nominating Dr. Kenneth Rohrbach for TASB Superintendent of the Year Award for the Board to consider.

Beth Zinsmeyer made a Motion, seconded by Shannon Beasley, to approve the Resolution Nominating Dr. Kenneth Rohrbach for the TASB Superintendent of the Year Award as presented. Beth Zinsmeyer, Jennilea Campbell, Shannon Beasley, Paula Davidson, Terry Groff, and Mario De Leon all voted for the Motion. Bruce Haby voted against. The motion passed.

Board President Mario De Leon announced that in accordance with the Texas Open Meetings Act, under the exceptions noted in TX Govt. Code Section 551.074 Personnel Matters, and TX Govt. Code 551.072 Deliberation Regarding Real Property, the Board convened into Closed Session at 7:46 pm.

Medina Valley Independent School District
Regular School Board Meeting

Board Minutes

March 22, 2021, 6:30 PM

MVISD Video/Teleconference System

V. Closed Session

A Personnel Matters (TX Govt. Code Section 551.074)

B Deliberation Regarding Real Property (TX Govt. Code Section 551.072)

Board President Mario De Leon announced that the Board would reconvene into Open Session at 8:28 pm.

VI. Continued Discussion and Possible Action Items

A Consider professional contract recommendations

Dr. Kenneth Rohrbach presented professional contract recommendations for the Board to consider.

Jennilea Campbell made a Motion, seconded by Terry Groff, to approve the contract recommendations by the Superintendent for professional contracts as presented. Beth Zinsmeyer, Jennilea Campbell, Shannon Beasley, Paula Davidson, Terry Groff, Bruce Haby and Mario De Leon all voted for the Motion. The motion passed.

Congratulations to the following Medina Valley ISD new hires:

- Selena Viera, Communications Coordinator

B Consideration of future meeting dates

The next Regular Board Meeting is scheduled for Monday, April 19th at 6:30 pm.

VII. Adjournment

Terry Groff made a Motion, seconded by Paula Davidson, to adjourn the Regular Board Meeting at 8:31 pm on March 22, 2021.

Mario De Leon, Board President

Jennilea Campbell, Board Secretary

Board Approved _____



ARTCOBELL CORPORATION
 PHONE 254.899.3610
 FAX 254.899.3616
 1302 INDUSTRIAL BOULEVARD
 TEMPLE, TX 76504
www.artcobell.com

April 5, 2021

Medina Valley - Castroville, TX 78009
 Paul Holzhaus

Below is the quote per your request - price includes freight and installation.
 BID20210256, Rev 2

Projected Delivery May 31 2021 thru June 11 2021	Qty	Sale Price/Ea.	Extended Cost
Uniflex - 4-Leg Chair, 13 1/2" - ABC 7103 Black Shell Full Chrome Frame Nylon Glide Uncartoned	435	\$ 28.17	\$ 12,253.95
Uniflex - 4-Leg Chair, 15 1/2" - ABC 7105 Black Shell Full Chrome Frame Nylon Glide Uncartoned	308	\$ 34.87	\$ 10,739.96
Uniflex - 4-Leg Chair, 17 1/2" - ABC 7107 Black Shell Full Chrome Frame Nylon Glide Uncartoned	509	\$ 34.87	\$ 17,748.83
Uniflex Gas-Lift Swivel Chair, A+ - ABC 7P98-2 Black Shell Black Frame Black Marble Seat & Back Pads Casters	53	\$ 137.28	\$ 7,275.84
Uniflex - 4-Leg Teachers Chair, 17 1/2" - ABC 7167 Black Shell Full Chrome Frame Casters Uncartoned	12	\$ 59.24	\$ 710.88
Uniflex 4-Leg Swivel Stool - ABC 7990 Black Shell Chrome Frame w/Chrome Inserts Nylon Glide Adj Ht	48	\$ 99.90	\$ 4,795.20
Student Desk, Open Front - 18x24 Top Size - ABC R90D3 Bannister Oak Laminate Top With Clear Edge Black Frame w/Chrome Inserts Nylon Glides Metal Bookbox Adj Ht	708	\$ 81.28	\$ 57,546.24
Activity Table - 24x48 Rectangle - ABC 1210F Bannister Oak Laminate Top Black 3mm T-Mold Edge Standard Leg - Black Receiver w/Chrome Inserts Nylon Glides	1	\$ 102.97	\$ 102.97
Activity Table - 30x48 Rectangle - ABC 1220F Bannister Oak Laminate Top Black 3mm T-Mold Edge Standard Leg - Black Receiver w/Chrome Inserts Nylon Glides	59	\$ 107.93	\$ 6,367.87
Activity Table - 30x60 Rectangle - ABC 1230F Bannister Oak Laminate Top Black 3mm T-Mold Edge Standard Leg - Black Receiver w/Chrome Inserts Nylon Glides	7	\$ 128.91	\$ 902.37
Activity Table - 48x72 Kidney - ABC 1275F Bannister Oak Laminate Top Black 3mm T-Mold Edge Standard Leg - Black Receiver w/Chrome Inserts Nylon Glides	44	\$ 217.39	\$ 9,565.16

Activity Table - 48 Round - ABC 1280F Bannister Oak Laminate Top Black 3mm T-Mold Edge Standard Leg - Black Receiver w/Chrome Inserts Nylon Glides	3	\$ 132.35	\$ 397.05
Activity Table - 48x48 Square - ABC 1225F Bannister Oak Laminate Top Black 3mm T-Mold Edge Standard Leg - Black Receiver w/Chrome Inserts Nylon Glides	3	\$ 132.35	\$ 397.05
T-Leg Nesting Table, 30x60 Rectangle - ABC DTN-RC35F Bannister Oak Laminate Top Black Edge Band Black Frame Casters 29" Fixed Ht	2	\$ 395.16	\$ 790.32
Multipurpose Table, 36x72 Rectangle - ABC DTMA3672F Bannister Oak Laminate Top Black Edge Band Black Frame w/Chrome Inserts Nylon Glide Adj Ht	2	\$ 341.37	\$ 682.74
Computer Table – 30x72 Rectangle - ABC CY06F Bannister Oak Laminate Top Black Edge Band Black Frame Nylon Glides Adj Ht	32	\$ 353.93	\$ 11,325.76
Teacher's Desk, Double Pedestal - ABC D500HF Bannister Oak Laminate Top Black Edge Band Black Frame w/Chrome Inserts Nylon Glides Adj Ht	48	\$ 594.42	\$ 28,532.16
Teacher's Desk, Adj, Single Pedestal - ABC D4R0HF Bannister Oak Laminate Top Black Edge Band Black Frame w/Chrome Inserts Nylon Glides Adj Ht Pedestal On Right Hand Side	6	\$ 440.17	\$ 2,641.02
Convertible Bench - 8' W x 29" H - ABC89PN Bannister Oak Laminate Top & Bench Black Permatuff Edge Black Frame	60	\$ 700.11	\$ 42,006.60
TOTAL			\$ 214,781.97

Pricing is good for 60 days from the date on the quote. If you have any questions regarding this quote please do not hesitate to contact me.

Thank you,



Cindy Hawkins
Bid/Contract Manager
chawkins@artcobell.com

Ladera Elementary School
14750 W Grosenbacher Road
San Antonio, TX 78245



PARK PLACE
RECREATION DESIGNS

Pricing for Pea Gravel Surfacing with PVC Pipe Border and Installation



Park Place Recreation Designs, Inc. - PO Box 18186 San Antonio, TX 78218 - fun@miracleparkplace.com - 800-626-0238
Approved BuyBoard Vendor Contract #592-19



ITEM DESCRIPTION	QTY	UNIT PRICE	TOTAL PRICE
Kinder Area: 3/8 inch pea gravel surfacing, 8 inch depth, 5,347 sq ft	1	\$ 9,930.00	\$ 9,930.00
Kinder Area: 8 inch PVC pipe (Sch. 40) border for 72'-6" X 73'-9" space	1	6,733.00	6,733.00
Kinder Area: Single layer of geotextile filter fabric at sub-grade	1	577.00	577.00
Upper Elementary Area: 3/8 inch pea gravel surfacing, 8 inch depth, 11,904 sq ft	1	22,103.00	22,103.00
Upper Elementary Area: 8 inch PVC pipe (Sch. 40) border for 124' X 96' space	1	10,217.00	10,217.00
Upper Elementary Area: Single layer of geotextile filter fabric at sub-grade	1	1,300.00	1,300.00
Galvanized stakes for anchoring PVC pipe border every 5 feet	152	15.13	2,299.76
BuyBoard Discount (BuyBoard Contract #592-19)			(2,658.00)
Installation - turnkey installation (receive and unload deliveries, spread and lay materials, assemble pipe border includes staked in place). All labor, materials, machinery and insurance included. Does not include site grading			13,300.00
Freight			INCLUDED
		Subtotal	\$ 63,801.76
*Tax exempt certificate required at time of order, otherwise sales tax will be added	Tax	0%	\$ 0.00
*Payments made by credit card will be assessed a 3% convenience fee added to the Grand Total		GRAND TOTAL	\$ 63,801.76

*Pricing is for materials/delivery only, installation is only included when priced above. Any work not specifically described shall be considered excluded.

*Unless priced above, the following items are excluded: Sealed Drawings, Permits, Payment/Performance Bonds, TDLR Registration/Review/Inspections.

*Standard Terms: 50% Down Payment with signed proposal; Purchase Orders accepted from municipalities/schools





PARK PLACE
RECREATION DESIGNS

Pricing for Playground Equipment and Installation



Park Place Recreation Designs, Inc. - PO Box 18186 San Antonio, TX 78218 - fun@miracleparkplace.com - 800-626-0238
Approved BuyBoard Vendor Contract #592-19



ITEM DESCRIPTION	QTY	UNIT PRICE	TOTAL PRICE
Kinder Area: <u>First Play Structure #TC1267</u> for ages 2-5	1	\$ 13,451.00	\$ 13,451.00
Kinder Area: <u>Second Play Structure #TC7406-R2</u> for ages 2-5	1	16,471.00	16,471.00
Kinder Area: <u>Swingset Swing Frame 2-3/8" OD</u> for 8 seats (7 belt seats with chain, 1 ADA Therapeutic seat with chain)	1	5,046.00	5,046.00
Upper Elementary Area: Play Structure #714-S536 for ages 5-12	1	42,895.00	42,895.00
Upper Elementary Area: Fitness Equipment — Parallel Bars #159004, Horizontal Ladder #159006 and Triple Chinning Bars	1	3,244.00	3,244.00
Upper Elementary Area: Climbers - Balance Beam #714913S, Camelback Climber #4482, Geodesic Dome Climber #4022	1	6,125.00	6,125.00
Upper Elementary Area: Swingset Swing Frame 2-3/8" OD, 2 frames (for total of 15 belt seats with chain, 1 ADA Therapeutic seat with chain)	1	9,027.00	9,027.00
BuyBoard Discount (BuyBoard Contract #592-19)			(20,214.00)
Installation - turnkey installation (receive and unload deliveries, excavation, concrete footings, complete assembly) All labor, materials, machinery and insurance included. Does not include site grading			23,800.00
Freight			4,562.00
		Subtotal	\$ 104,407.00
*Tax exempt certificate required at time of order, otherwise sales tax will be added	Tax	0%	\$ 0.00
*Payments made by credit card will be assessed a 3% convenience fee added to the Grand Total		GRAND TOTAL	\$ 104,407.00

*Pricing is for materials/delivery only, installation is only included when priced above. Any work not specifically described shall be considered excluded.
*Unless priced above, the following items are excluded: *Sealed Drawings, Permits, Payment/Performance Bonds, TDLR Registration/Review/Inspections.*
*Standard Terms: 50% Down Payment with signed proposal; Purchase Orders accepted from municipalities/schools



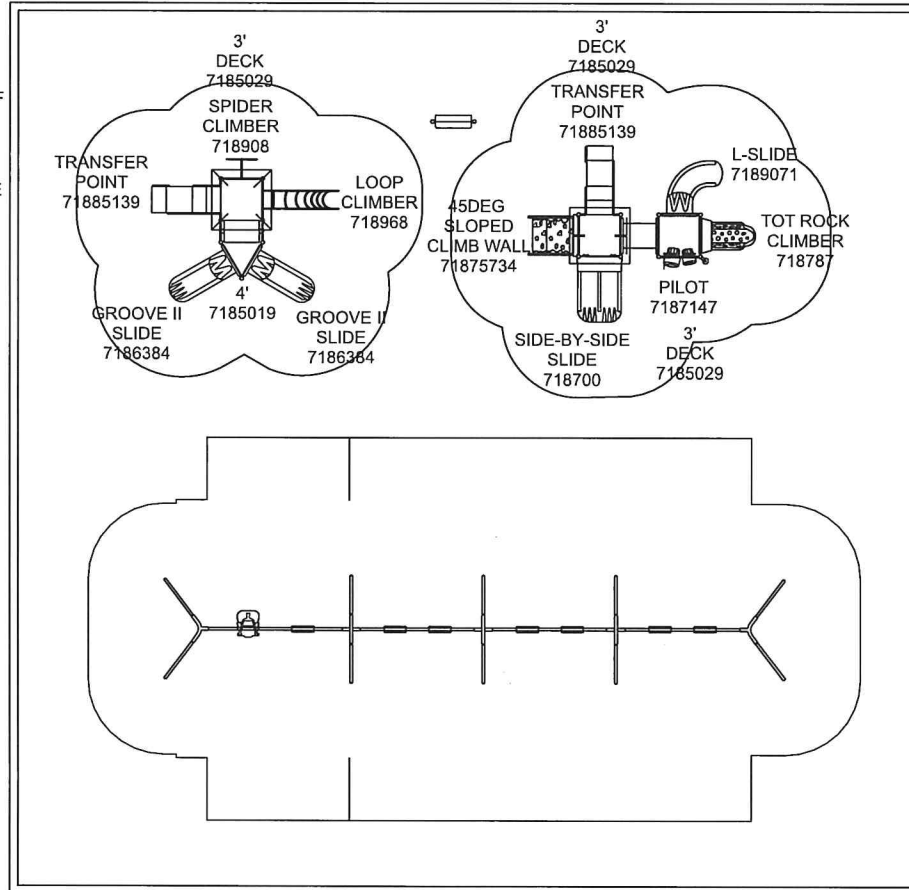
Child Capacity: 62

Ladera Elementary Medina ISD Kinder Playground San Antonio, TX

FOR KIDS AGES
2-5
YEARS

AGE GROUP: 2-5	
ELEVATED PLAY ACTIVITIES - TOTAL: 9	
ELEVATED PLAY ACTIVITIES ACCESSIBLE BY TRANSFER: 9	REQ'D 5
ELEVATED PLAY ACTIVITIES ACCESSIBLE BY RAMP: 0	REQ'D 0
GROUND LEVEL ACTIVITY TYPE: 3	REQ'D 3
GROUND LEVEL QUANTITY: 13	REQ'D 3

SQUARE ROOF
7188614
1' ADA STAIR
7188109
CRITTER PUZZLE
(BELOW DECK)
7187631B



TRIPLE PLAY
ROOF
7188661
3' STRAIGHT
CRAWL TUBE
7188654
1/2 CALYPSO
2 DRUM
(BD)
71871513HB
BELL
718796P1

SWG PART INCLUSIVE SEAT
W/CHAIN FOR 8' TR
2740
8' BELT SEAT
W/CHAIN
2840
2-LG STD ADD-A-BAY
8' TR (2) GEN STS REQ MC
2901HHX

2-LG STD ADD-A-BAY
8' TR 2 SEATS REQ MC
2901X
8' BELT SEAT
W/CHAIN
2840
8' BELT SEAT
W/CHAIN
2840

2-LG STD SWG FRAME ONLY
8' TR 2 SEATS REQ MC
2901
8' BELT SEAT
W/CHAIN
2840
8' BELT SEAT
W/CHAIN
2840

2-LG STD ADD-A-BAY
8' TR 2 SEATS REQ MC
2901X
8' BELT SEAT
W/CHAIN
2840
8' BELT SEAT
W/CHAIN
2840



Park Place Recreation Designs, Inc.

P.O. Box 18186
San Antonio, TX

PHONE NO: (210) 821-5878
FAX NO: (210) 832-0115

R0009_43228434364

To promote safe and proper equipment use by children, Miracle recommends the installation of either a Miracle safety sign or other appropriate safety signage near each playsystem's main entry point(s) to inform parents and supervisors of the age appropriateness of the playsystem and general rules for safe play.

THE PLAY COMPONENTS IDENTIFIED IN THIS PLAN ARE IPEMA CERTIFIED. THE USE AND LAYOUT OF THESE COMPONENTS CONFORM TO THE REQUIREMENTS OF ASTM F1487.

GROUND SPACE: 53'-0" x 47'-6"

PROTECTIVE AREA: 65'-6" x 63'-0"

DRAWN BY: V DAVILA

DATE: 1/23/2018

COMPLIES TO ASTM/CPSC

COMPLIES TO ADA

AN ENERGY ABSORBING PROTECTIVE SURFACE IS REQUIRED UNDER & AROUND ALL PLAY SYSTEMS

Address
Elementary

Medina Valley ISD
San Antonio, Texas

Kindergarten
Playscape





Date:
03-29-2021

Notes:
73'6" x 72'6" Area

Miracle
In Texas
represented by:



PARK PLACE
RECREATION DESIGNS

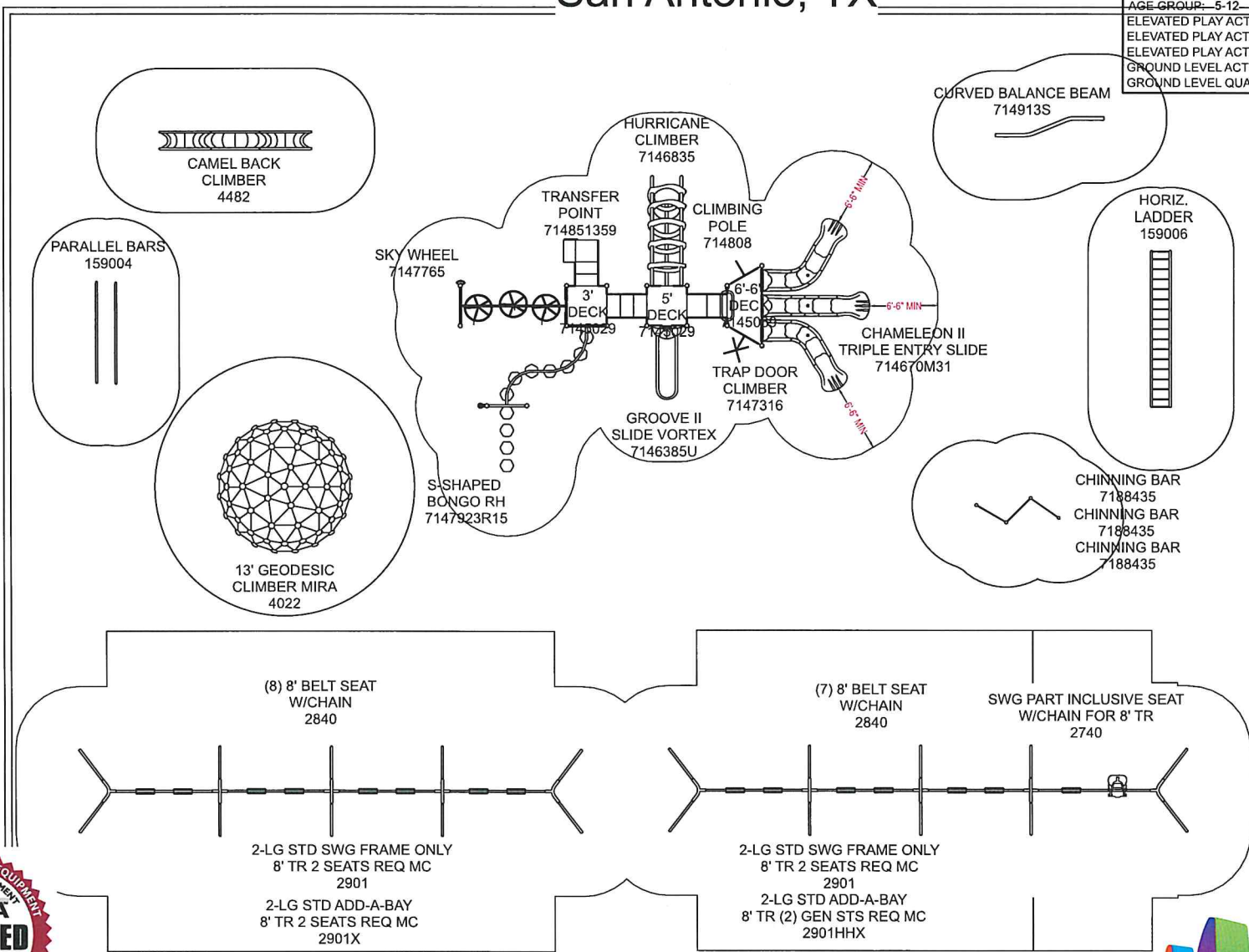


Child Capacity: 122

Ladera Elementary Medina ISD Upper Playground San Antonio, TX

FOR KIDS AGES
5-12
YEARS

AGE GROUP:	5-12
ELEVATED PLAY ACTIVITIES - TOTAL:	9
ELEVATED PLAY ACTIVITIES ACCESSIBLE BY TRANSFER:	9 REQ'D 5
ELEVATED PLAY ACTIVITIES ACCESSIBLE BY RAMP:	0 REQ'D 0
GROUND LEVEL ACTIVITY TYPE:	5 REQ'D 3
GROUND LEVEL QUANTITY:	28 REQ'D 3



Park Place Recreation Designs, Inc.
P.O. Box 18186
San Antonio, TX
PHONE NO: (210) 821-5878
FAX NO: (210) 832-0115
GROUND SPACE: 111'-0" x 72'-0"
PROTECTIVE AREA: 123'-6" x 90'-0"
DRAWN BY: V DAVILA
DATE: 1/23/2018

R0009_43228421829	
✓	COMPLIES TO ASTM/CPSC
✓	COMPLIES TO ADA

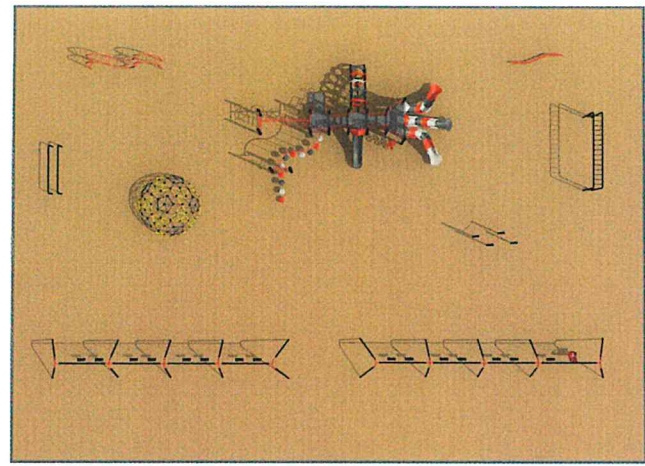
To promote safe and proper equipment use by children, Miracle recommends the installation of either a Miracle safety sign or other appropriate safety signage near each play system's main entry point(s) to inform parents and supervisors of the age appropriateness of the play system and general rules for safe play.

THE PLAY COMPONENTS IDENTIFIED IN THIS PLAN ARE IPEMA CERTIFIED. THE USE AND LAYOUT OF THESE COMPONENTS CONFORM TO THE REQUIREMENTS OF ASTM F1487.
AN ENERGY ABSORBING PROTECTIVE SURFACE IS REQUIRED UNDER & AROUND ALL PLAY SYSTEMS

Adena Elementary

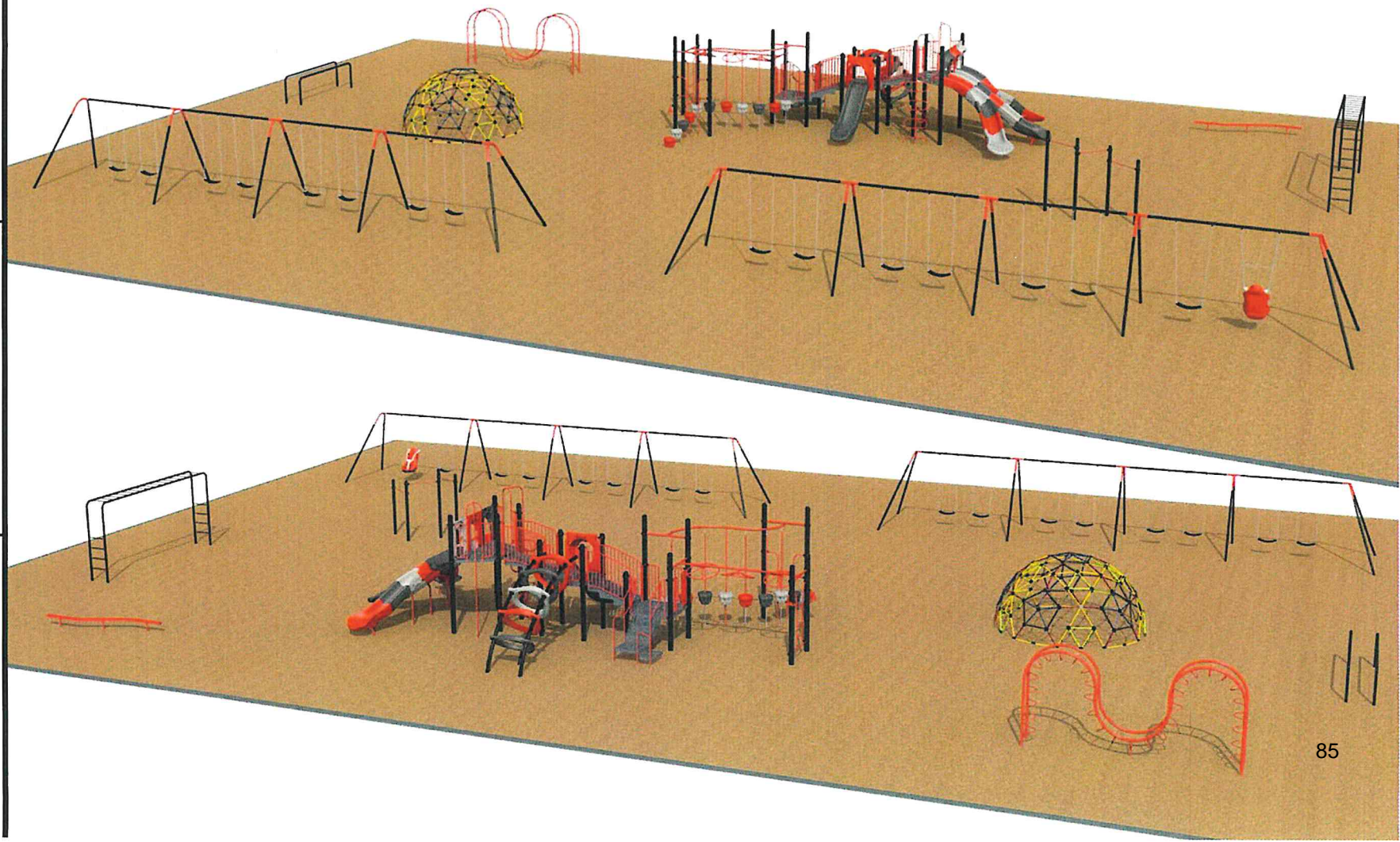
Medina Valley ISD
San Antonio, Texas

*Upper
Playscape*



Date:
03-29-2021

Notes:
16' x 124' Area




Miracle
In Texas
represented by:



PARK PLACE
RECREATION DESIGNS

MEDINA VALLEY INDEPENDENT SCHOOL DISTRICT



"Proud of our past, dedicated to the present, committed to the Future"

MEMORANDUM

To: Medina Valley ISD Board of Trustees
From: Dr. Kenneth Rohrbach, Superintendent
Re: Consider Bilingual and ESL Stipends for the 2021-2022 School Year
Date: April 12, 2021

As we have discussed in the past, it is difficult to find bilingual certified teachers for our campuses. We currently have a bilingual position that we do not have any applicants for. In order to attract bilingual certified teachers to the district, we are recommending an increase in the stipends that we pay to bilingual and ESL teachers and are recommending a signing bonus for newly hired bilingual teachers.

Superintendent Recommendation: Approve the recommended stipends.

MEDINA VALLEY INDEPENDENT SCHOOL DISTRICT
"Proud of our past, dedicated to the present, committed to the Future"

Proposed Change for Bilingual and ESL Stipend for the 2021-2022 school year.
Proposed Signing Bonus for hard to fill Bilingual Teacher.

Current Bilingual stipend \$2000
Current ESL stipend \$1000

Proposed Stipend for 2021-2022


Bilingual \$3000
ESL \$1500

Proposed Signing Bonus for newly hired Bilingual Teachers

\$1000 (half to be paid December 2021 and half to be paid June 2022)



MEDINA VALLEY INDEPENDENT SCHOOL DISTRICT



“Proud of our past, dedicated to the present, committed to the Future”

MEMORANDUM

To: Medina Valley ISD Board of Trustees
From: Dr. Kenneth Rohrbach, Superintendent
Re: Consider Adoption of Allotment and TEKS Certification for 2021-2022
Date: April 13, 2021

School districts and charter schools are required to certify annually to the State Board of Education and the commissioner that, for each subject in the required curriculum other than physical education, students have access to instructional materials that cover all the Texas Essential Knowledge and Skills (TEKS). Districts and charters must submit certifications to receive access to ordering 2021–22 instructional materials through EMAT. Any district that submits a form prior to May 7, 2021, will be able to order from EMAT when it opens on May 10, 2021, for the 2021–22 school year. The due date for the form is May 28, 2021, and EMAT access will be provided within 5 business days of form submission.

Superintendent Recommendation: Adopt the Allotment and TEKS Certification for 2021-2022.

NOTE: This template is for planning purposes only, and will not be submitted to the Texas Education Agency. Please submit your responses using this form:
<https://app.smartsheet.com/b/form/bf5755712b724621a1ae5c78c80e2f4c>

First and Last Name: Bridget Ayala
 E-mail: bridget.ayala@mvisd.org
 District Name: Medina Valley ISD
 County District Number: 163908


Certification of Math Instructional Materials				
	Product(s) you plan to use for Tier 1 instruction to cover 100% of standards in school year 2021-22. List all that apply.	What is your district's approach to covering 100% of the standards for math?	What implementation approach does your district take for math materials?	Notes
Grades K-5	enVisionMATH Texas 2.0 (Savvas Learning Company LLC formerly Pearson K12 Le	Adopt a locally developed curriculum and align purchased materials to district developed scope and sequence	All school leaders required to implement district's approach	MVISD aligns our locally developed YAGS to the adoption chosen by the professional teaching staff
Grades 6-8	HMH Texas Go Math (Houghton Mifflin Harcourt Depository)			
Grades 9-12	HMH Algebra 1 Texas (Houghton Mifflin Harcourt Depository)			

Certification of RLA Instructional Materials				
	Product(s) you plan to use for Tier 1 instruction to cover 100% of standards in school year 2021-22. List all that apply.	What is your district's approach to covering 100% of the standards for RLA?	What implementation approach does your district take for RLA materials?	Notes
Grades K-2	Wonders (McGraw-Hill School Division(Contract Vendor))	Adopt TEKS Resource System (TRS) and align purchased materials to TRS scope and sequence	All school leaders required to implement district's approach	In Kindergarten through 2nd grade we currently follow the Wonders adoption Scope and Sequence
Grades 3-5	Wonders (McGraw-Hill School Division(Contract Vendor))			
Grades 6-8	myPerspectives Texas English Language Arts (Savvas Learning Company L			
Grades 9-12	myPerspectives Texas English Language Arts (Savvas Learning Company L			

Certification of Science Instructional Materials				
	Product(s) you plan to use for Tier 1 instruction to cover 100% of standards in school year 2021-22. List all that apply.	What is your district's approach to covering 100% of the standards for science?	What implementation approach does your district take for science materials?	Notes
Grades K-5	HMH ScienceFusion Texas (Houghton Mifflin Harcourt Depository)	Adopt TEKS Resource System (TRS) and align purchased materials to TRS scope and sequence	All school leaders required to implement district's approach	
Grades 6-8	Texas Interactive Science (Savvas Learning Company LLC formerly Pearson			
Grade 9-12	Integrated Physics & Chemistry Texas (McGraw-Hill School Division(Contr			

Certification of Social Studies Instructional Materials				
	Product(s) you plan to use for Tier 1 instruction to cover 100% of standards in school year 2021-22. List all that apply.	What is your district's approach to covering 100% of the standards for social studies?	What implementation approach does your district take for social studies materials?	Notes
Grades K-5	USA Studies Weekly - 1565 to the Present, Spanish (Studies Weekly, Inc.)	Adopt TEKS Resource System (TRS) and align purchased materials to TRS scope and sequence	All school leaders required to implement district's approach	
Grades 6-8	TX US Hist to1877 (School Education Group, a division of The McGraw-Hil			
Grades 9-12	US History since 1877 (School Education Group, a division of The McGraw			

MEDINA VALLEY INDEPENDENT SCHOOL DISTRICT



"Proud of our past, dedicated to the present, committed to the Future"

MEMORANDUM

To: Medina Valley ISD Board of Trustees
From: Dr. Kenneth Rohrbach, Superintendent
Re: Consider Adoption of Instructional Materials Related to Proclamation 2021
Date: April 19, 2021

The State Board of Education issued Proclamation 2021 for new instructional materials in certain areas. The area identified is Pre-Kindergarten Systems. Textbook committee members reviewed available materials and made recommendations for materials to be purchased. The committee recommends *Frog Street Pre-K 2020 English/Spanish* as the district's instructional materials for Pre-Kindergarten Systems.

Superintendent Recommendation: Adopt *Frog Street Pre-K 2020 English/Spanish* for Pre-Kindergarten Systems.

MEDINA VALLEY INDEPENDENT SCHOOL DISTRICT



District Instructional Materials Committee & Adoption Process

Instructional Material Final Choice:

Frog Street Pre-K 2020 English/Spanish

<https://portal2.frogstreet.com/TOURGUIDE/>

<https://prektour.frogstreet.com>

Subjects and Courses:

Pre-Kindergarten Systems

Proclamation 2021:

The SBOE uses a [proclamation](#) to call for new instructional materials or new information about currently adopted instructional materials. The proclamation lists the subject areas scheduled for review. It contains a schedule of adoption procedures, requirements of publisher participation, links to the required TEKS/English Language Proficiency (ELPS), and instructions for providing electronic files for braille and large-print materials. Proclamations are named for the year the materials go into the classroom. Details on Proclamation 2021 can be found in [THIS](#) document.

Local Adoption Process:

The review and adoption process determines the instructional materials eligible for adoption by the State Board of Education (SBOE). The process starts when the SBOE calls for new instructional materials and is complete with the selection and implementation of new materials by school districts.

Local authorities for each school district or open-enrollment charter school set their own policies for selecting instructional materials for their students. Local policies must include the requirement that materials are selected in an open meeting.

The District shall establish a team, as needed, to select instructional materials and technological equipment to be purchased with the District's instructional materials allotment. The team shall make selections based upon District instructional needs and in accordance with administrative regulations and board policy. MVIDS Local Policy can be found [HERE](#).

District Adoption Team:

The following professional staff members have been nominated to serve on the District Instructional Materials Selection Committee for the 2020-2021 school year:

- Darlene Haby (Castroville Elementary)
- Violeta Murillo (Castroville Elementary)
- Oralia Mattox (Castroville Elementary)
- Katherine Perez (Castroville Elementary)*
- Carolina Ynclan (Potranco Elementary)
- Rachelle Rasmussen (Potranco Elementary)
- Miriam Lara (Potranco Elementary)
- Brenda Estrella-Pagan (Potranco Elementary)*
- Corine Gutierrez (LaCoste Elementary)
- Lizbeth Lopez (LaCoste Elementary)
- Shelbie Stein (LaCoste Elementary)
- Elizabeth Vera (LaCoste Elementary)*

- Tara Lindow (Luckey Ranch Elementary)
- Deanna Acree (Luckey Ranch Elementary)
- Mayanin De Los Santos (Luckey Ranch Elementary)
- Shelly Guinn (Luckey Ranch Elementary)*

*Denotes a non-voting member

Time Frame(s):

Proclamation 2021

State Adoption Fall 2020

Materials Ordered Spring 2021

Implementation 2021-22 School Year

Budget Year 2022

Resources:

Information gleaned from the [Texas Education Agency](#) and [Medina Valley ISD](#).

- [Adoption Cycle for Foundation and Enrichment Subjects \(PDF\)](#)
- [TEA's Proclamation 2021 webpage](#)
- http://tea.texas.gov/Curriculum_and_Instructional_Programs/Instructional_Materials/
- [MVISD Board Policy - Instructional Materials](#)