

**Medina Valley Independent School District
Board of Trustees
Regular Meeting on Thursday, April 9, 2020 at 7:00 PM
Medina Valley ISD Central Office Board Room**

A Called of the MVISD Board of Trustees was held on Thursday, April 9, 2020, beginning at 7:00 PM at/on Medina Valley ISD Central Office Board Room.

I. First Order of Business

A Establish a Quorum

II. Hear from Patrons and/or Staff

III. Discussion and Possible Action Items

A Consider Postponement of May 2 Trustee Election

2

B Consider Resolution Concerning SB 693 Relating to Three-Point Seatbelts on Buses

9

C Consider BuyBoard Purchase of 5 Buses

11

D Budget Amendment(s)

73

IV. Adjournment


(Items do not have to be taken in the same order as shown on the meeting agenda.)



GOVERNOR GREG ABBOTT

March 18, 2020

The Honorable Ruth R. Hughs
Secretary of State
State Capitol Room 1E.8
Austin, Texas 78701

FILED IN THE OFFICE OF THE
SECRETARY OF STATE
10:00 AM 'CLOCK
MAR 18 2020

Secretary of State


Dear Secretary Hughs:

Pursuant to his powers as Governor of the State of Texas, Greg Abbott has issued the following:

A proclamation suspending Sections 41.0052(a) and (b) of the Texas Election Code and Section 49.103 of the Texas Water Code to the extent necessary to allow political subdivisions that would otherwise hold elections on May 2, 2020, to move their general and special elections for 2020 only to the next uniform election date, occurring on November 3, 2020, without otherwise adjusting the term of office, and suspending Sections 31.093 and 42.0621(c) of the Texas Election Code to the extent necessary to require all county election officers, if requested by an affected political subdivision, to enter into a contract to furnish election services with any political subdivision who postponed their election to November 3, 2020, under the authority of this proclamation.

The original of this proclamation is attached to this letter of transmittal.

Respectfully submitted,


Gregory S. Davidson
Executive Clerk to the Governor

GSD/gsd

Attachment

PROCLAMATION

BY THE

Governor of the State of Texas

TO ALL TO WHOM THESE PRESENTS SHALL COME:

WHEREAS, Section 41.001(a)(2) of the Texas Election Code provides that a general or special election in this state shall be held on a uniform election date, and the next uniform election date is occurring on May 2, 2020; and

WHEREAS, Section 49.103 of the Texas Water Code provides that certain districts governed by this provision are required to hold director elections in May of each even-numbered year; and

WHEREAS, Section 41.0052 of the Texas Election Code prescribes a procedure for a political subdivision to change a general election date, but the time for making such a change has expired; and

WHEREAS, Section 31.093 of the Texas Election Code requires a county elections administrator to enter into a contract to furnish election services upon request of a political subdivision; and

WHEREAS, Section 42.0621(c) of the Texas Election Code does not require a political subdivision to enter into a contract with a county or hold a joint election with a county on the November uniform election date; and

WHEREAS, on March 13, 2020, the Governor of Texas certified that the novel coronavirus (COVID-19) poses an imminent threat of disaster and, under the authority vested in the Governor by Section 418.014 of the Texas Government Code, declared a state of disaster for all counties in Texas; and

WHEREAS, pursuant to Section 418.016 of the Texas Government Code, the Governor has the express authority to suspend the provisions of any regulatory statute prescribing the procedures for conduct of state business or the orders or rules of a state agency if strict compliance with the provisions, orders, or rules would in any way prevent, hinder, or delay necessary action in coping with a disaster.


NOW, THEREFORE, I, GREG ABBOTT, Governor of Texas, under the authority vested in me by the Constitution and Laws of the State of Texas, do hereby suspend Sections 41.0052(a) and (b) of the Texas Election Code and Section 49.103 of the Texas Water Code to the extent necessary to allow political subdivisions that would otherwise hold elections on May 2, 2020, to move their general and special elections for 2020 only to the next uniform election date, occurring on November 3, 2020, without otherwise adjusting the term of office. I further suspend Sections 31.093 and 42.0621(c) of the Texas Election Code to the extent necessary to require all county election officers, if requested by an affected political subdivision, to enter into a contract to furnish election services with any political subdivision who postponed their election to November 3, 2020, under the authority of this proclamation.

The authority ordering the election under Section 3.004 of the Texas Election Code is the authority authorized to make the decision to postpone its election in accordance with this proclamation.

Current office holders will hold over to the extent authorized by Article XVI, Section 17 of the Texas Constitution.

FILED IN THE OFFICE OF THE
SECRETARY OF STATE
10:00AM O'CLOCK

MAR 18 2020



IN TESTIMONY WHEREOF, I have hereto signed my name and have officially caused the Seal of State to be affixed at my office in the City of Austin, Texas, this the 18th day of March, 2020.

A handwritten signature in black ink that reads "Greg Abbott".

GREG ABBOTT
Governor of Texas

ATTESTED BY:

A handwritten signature in black ink that reads "Ruth R. Hughs".

RUTH R. HUGHS
Secretary of State

FILED IN THE OFFICE OF THE
SECRETARY OF STATE
10:00AM O'CLOCK

MAR 18 2020

From: Elections Internet <Elections@sos.texas.gov>

Sent: Thursday, April 2, 2020 4:15 PM

To: Elections Internet <Elections@sos.texas.gov>

Subject: MASS EMAIL (CSO-3488) - April 1, 2020 Update to COVID-19 Election Procedures

Sensitivity: Personal

Dear Election Officials:

We have continued to receive questions regarding the recent proclamations by the Governor related to elections and COVID-19. We are providing some additional guidance below.

1. [Executive Order GA 14](#): Governor Abbott's March 31, 2020 executive order includes, but is not limited to, the following items. It (1) extends social distancing guidelines through April 30th, (2) defines essential services, and (3) extends school closures across the state through May 4, 2020. If you haven't already moved your May 2nd election, **you must take action to do so immediately!** This most recent executive order will prevent you from securing polling places, recruiting election workers, and allowing voters a safe way to exercise their right to vote. **If you don't move your May 2nd election, you are subjecting voters to health risks and potential criminal violations. Failure to postpone your election will put your election at severe risk for an election contest.** For procedures related to postponing your election, see [Advisory 2020-12](#).
 - a. Please note, that while Elections Personnel have been included in the federal government's advisory on essential critical infrastructure workers, this does not include voters.
2. **Cities impacted by Article XI, Section 11, Texas Constitution:**
 - a. The Governor's executive order makes it clear that you must take action to move your election, even if your city is holding a special election to fill a vacancy due to the requirements prescribed in Article XI, Section 11 of the Texas Constitution. While the executive order does not suspend the Texas Constitution's requirements to hold your election within 120 days of the vacancy, you should consult with your city attorney about the proper way to handle a postponement of this type of election.
 - b. If you opt to move your election in response to this public health crisis, and to do so safely would result in the election occurring outside of the constitutionally prescribed 120 day period, please direct your attorney to review Attorney General Opinion No. [JC-0318](#), as you may be required to hold your election on the November 2020 uniform election date.
 - c. Runoff Elections being held for Article XI, Section 11, Texas Constitution City Elections -- These situations can vary fact specific. We recommend you contact our office for specific guidance on your situation.
3. **Special Elections Regarding the Continuation of a Sales Tax:** If you have a special election scheduled for May 2, 2020 on the question of the continuation of a sales tax that cannot be rescheduled for November 3, 2020 because the tax will expire before then, please contact the Comptroller's office regarding the expiration of your sales tax. If you are unable to receive an extension from the Comptroller's office regarding your sales tax, please contact the SOS for additional assistance.
4. **Options Other Than November 3, 2020:** The Governor's proclamation allowing a postponement only authorized a move to November 3, 2020. There is no authority for a local political subdivision, on its own order, to move an election to any other date. If an entity would like to move to a date other than November 3, 2020, there are likely only two ways to do so:
 - a. **Emergency Election under Section 41.0011(b) of the Texas Election Code:** A local political subdivision can request permission from the Governor to allow the political subdivision to order a special election on a nonuniform election date. Please note that this only applies to special elections and not general elections.

- b. **Court Order for Nonuniform Election Date:** As there are no other options outside of the Governor’s authorization to postpone the election and the option under Section 41.0011 of the Texas Election Code, a political subdivision that wishes to hold its election on a date other than November 3, 2020 could try to seek court order for an alternative date.
5. **Notice Requirements:** Any entities that are exercising the authority to postpone their election date must provide the following notice:
- a. **Notice to Voters:** The entity should post notice on the entity’s website and alert any local media organizations regarding this change to their election date.
 - b. **Notice to County Election Officer:** The entity must also provide notice to their county election officer regarding this change, as the county is required to post the entity’s notice of election on the county’s website no later than the 60th day before the date of the election under Election Code 4.008.
 - c. **Posted Notice at Polling Locations:** If it’s possible to post notice at the polling locations that would have been used for the elections, we would recommend doing so. However, your ability to do so may be limited due to the stay-at-home orders that are in place. Please do not put your workers at risk by posting a physical notice. The most important thing is to update local media and update your website.
 - d. **Notice to SOS:** When you take action to postpone your elections, please inform us of the action taken. You may do so at elections@sos.texas.gov.

Please let us know if you have any questions or concerns.

Keith Ingram
Director, Elections Division
Office of the Secretary of State
800-252-VOTE(8683)
www.sos.state.tx.us/elections/index.shtml
For Voter Related Information, please visit:



The information contained in this email is intended to provide advice and assistance in election matters per §31.004 of the Texas Election Code. It is not intended to serve as a legal opinion for any matter. Please review the law yourself, and consult with an attorney when your legal rights are involved.

ORDER OF SCHOOL TRUSTEE ELECTION POSTPONEMENT

To the registered voters of Medina Valley I.S.D., Castroville, Texas

Notice is hereby given that the Medina Valley Independent School District Trustee Election for May 2, 2020 will be postponed to the November 3, 2020 uniform election date.

Pursuant to Section 418.016 of the Texas Government Code, the Governor has issued a proclamation suspending certain provisions of the Texas Election Code and the Texas Water Code to allow all local political subdivisions that are utilizing the May 2, 2020 uniform election date to postpone their election to the November 3, 2020 uniform election date.

By postponing the election date, the political subdivision is preserving all candidate filings and ballot order actions that have already been taken. The postponement does not have the effect of reopening candidate filings.

All **applications for a ballot by mail (ABBMs)** that were filed for the May 2, 2020 election that are marked annual would apply for the November 3, 2020 election. All single use ABBMs that were submitted for reasons of age or disability would still be valid for the November 3, 2020 election. If a single use ABBM was submitted and indicated the reason for voting by mail was due to absence from the county, this ABBM would not be valid as the applicable election date has changed.

Deadline for submitting an ABBM for the November 3, 2020 uniform election date is October 23, 2020.

Voter Registration deadline for the November 3, 2020 uniform election date is October 5, 2020.

Early Voting dates for the November 3, 2020 uniform election date are October 19, 2020-October 30, 2020.

Necessary Revisions to the Order of Election will be made on or before August 17, 2020.

Revisions can reflect changes to dates, locations and hours for early voting and changes to date and location for election day.

Issued this the 9th of April 2020

Signature of Presiding Officer

ORDEN DE APLAZAMIENTO ELECTORAL DE SÍNDICOS

A los votantes registrados de Medina Valley ISD, Castroville, Texas

Se les da aviso de que la Elección de Síndicos del Distrito Escolar Independiente de Medina Valley para el 2 de mayo de 2020 se pospondrá a la fecha de elección uniforme del 3 de noviembre de 2020.

De conformidad con la Sección 418.016 del Código de Gobierno de Texas, el Gobernador ha emitido una proclamación que suspende ciertas disposiciones del Código de Elecciones de Texas y el Código de Aguas de Texas para permitir que todas las subdivisiones políticas locales que utilizan la fecha uniforme de elección 2 de mayo de 2020 pospongan su elección a la fecha de elección uniforme al 3 de noviembre de 2020.

Al posponer la fecha de las elecciones, la subdivisión política preserva todas las presentaciones de candidatos y acciones de orden de votación que ya se han tomado. El aplazamiento no tiene el efecto de reabrir las presentaciones de candidatos.

Todas las **solicitudes para una boleta por correo (ABBM)** que se presentaron para las elecciones del 2 de mayo de 2020 que se marcan anualmente se aplicarían para las elecciones del 3 de noviembre de 2020. Todas las solicitudes de ABBM de un solo uso que se presentaron por razones de edad o discapacidad seguirán siendo válidas para las elecciones del 3 de noviembre de 2020. Si se presentó un ABBM de un solo uso e indicó que la razón para votar por correo se debió a la ausencia del condado, este ABBM no sería válido ya que la fecha de elección aplicable ha cambiado.

El plazo para enviar un ABBM para la fecha de elección uniforme del 3 de noviembre de 2020 es el 23 de octubre de 2020.

El plazo de inscripción de votantes para la fecha de elección uniforme del 3 de noviembre de 2020 es el 5 de octubre de 2020.

Las fechas de votación por adelantado para la fecha de elección uniforme del 3 de noviembre de 2020 son del 19 de octubre de 2020 al 30 de octubre de 2020.

Las revisiones necesarias de la Orden de Elección se realizarán el 17 de agosto de 2020 o antes.

Las revisiones pueden reflejar cambios en las fechas, lugares y horas para la votación por adelantado; y cambios en la fecha y el lugar para el día de las elecciones.

Publicado esto 9º de abril 2020

Firma del Presidente

BOARD OF TRUSTEES
MEDINA VALLEY INDEPENDENT SCHOOL DISTRICT

Resolution
Concerning SB 693 Relating to Three-Point Seatbelts on Buses that Transport
Schoolchildren

STATE OF TEXAS §
 §
 §

WHEREAS, the Texas Legislature has enacted legislation, namely SB 693, requiring that “a bus operated by or contracted for use by a school district for the transportation of schoolchildren shall be equipped with a three-point seat belt for each passenger, including the operator”; and

WHEREAS, SB 693 specifically requires three-point seat belts on buses purchased which are model year 2018 or later; and

WHEREAS, the legislature allocated no funding for the equipping of school buses with seat belts; and

WHEREAS, the legislation only allows local school boards to opt out of the requirement if it “determines that the district’s budget does not permit the district to purchase a bus that is equipped with the seatbelts required”; and

WHEREAS, school buses are by far the safest mode of transportation to and from school; and

WHEREAS, school buses have an excellent safety record and research has shown that seat belts are not effective in most school bus crashes; and

WHEREAS, seat belts prevent students from exiting a bus quickly in the event of a fire or a water evacuation and a bus driver cannot possibly help every student to escape from seat belts in the event of a fire or if the bus is sinking in a body of water; and

WHEREAS, the legislation does not mandate the use of seat belts, only the equipping of buses with seat belts. The fact that buses are equipped with seat belts does not mean that they will be used or that they will be used properly; and

WHEREAS, seat belts could be used as weapons if a dispute were to occur between students; and

WHEREAS, because a school bus is large and weighs tons, collision impact is absorbed and the crash force is far less than that felt in an automobile; and

WHEREAS, students on a school bus are protected because they are above the impact zone if a crash occurs; and

WHEREAS, the National Highway Traffic Safety Administration has not recommended the installation of three-point seat belts on large school buses due to research that they have conducted; now, therefore, be it

RESOLVED, that the Medina Valley ISD Board of Trustees has determined that purchasing school buses with seat belts will put students in more danger than purchasing school buses without seat belts due to the reasons listed above; and, be it further

RESOLVED, that purchasing new school buses with seat belts would have the potential to cause a long-term financial strain on the District.

PASSED AND APPROVED on this 9th day of April, 2020

Approved:

Attest:

Shannon Beasley
Board President

Jennilea Campbell
Board Secretary



INTEGRATED CE S BUS

Sales Proposal For:
Medina Valley ISD

Presented By:
LONGHORN BUS SALES

Prepared For:
Medina Valley ISD
Tommy Ellison
8449 F M 471 South
Castroville, TX 78009-
(830)931 - 2867

Presented By:
LONGHORN BUS SALES
FRED HOKE
6921 HOMESTEAD ROAD
HOUSTON TX 77028 -
(713)631-9306

Reference ID: 5-77p DSL CRS

Thank you for the opportunity to provide you with the following quotation on a new IC Corporation vehicle. I am sure the following detailed specification will meet your operational requirements, and I look forward to serving your business needs.

Model Profile
2021 INTEGRATED CE S BUS (PB105)

APPLICATION:	School Transportation
MISSION:	Requested GVWR: 29800. Calc. GVWR: 29800 Calc. Start / Grade Ability: 28.98% / 2.64% @ 55 MPH Calc. Geared Speed: 79.2 MPH
DIMENSION:	Wheelbase: 276.00, CA: N/A, Axle to Frame: 166.00
ENGINE, DIESEL:	{Cummins B6.7 260} EPA 2017, 260HP @ 2400 RPM, 660 lb-ft Torque @ 1600 RPM, 2600 RPM Governed Speed, 260 Peak HP (Max), School Bus Only
TRANSMISSION, AUTOMATIC:	{Allison 2500 PTS} 5th Generation Controls, Wide Ratio, 6-Speed with Double Overdrive, Less PTO Provision, Less Retarder, with 33,000-lb GVW and GCW Max, School Bus
CLUTCH:	Omit Item (Clutch & Control)
AXLE, FRONT NON-DRIVING:	{Meritor MFS-10-122A} I-Beam Type, 10,000-lb Capacity
AXLE, REAR, SINGLE:	{Dana Spicer 19060S} Single Reduction, 19,800-lb Capacity, 190 Wheel Ends Gear Ratio: 6.17
TIRE, FRONT:	(2) 11R22.5 Load Range H AH37 (HANKOOK), 499 rev/mile, 75 MPH, All-Position
TIRE, REAR:	(4) 11R22.5 Load Range H AH37 (HANKOOK), 499 rev/mile, 75 MPH, All-Position
SUSPENSION, REAR, AIR, SINGLE:	{International IROS} 21,000-lb Capacity, 9.25" Ride Height, with Shock Absorbers
PAINT:	Cab schematic 100NB Location 1: 4421, School Bus Yellow (Std) Chassis schematic N/A

Vehicle Specifications
2021 INTEGRATED CE S BUS (PB105)

March 11, 2020

Code	Description
PB10500	Base Chassis, Model INTEGRATED CE S BUS with 276.00 Wheelbase, N/A CA, and 166.00 Axle to Frame.

BODY PLANS

47AMG	BODY, BUS Conventional; 78" Headroom, 34'11" Body Length, +9 Section Rear, 78 Passenger, 276 WB <u>Includes</u> : NOTE: Body Mandates Overall Vehicle Length of Greater than 40 Feet
50LEY	BODY PLAN, NON-SPECIAL NEEDS Conventional; 34' 11" Body Length, +9 Section Rear, 77 Passenger, 276" WB, DX6482A000
49001	BODY PLAN, APPROVED VARIATION Number 001

ENGINE

12EJW	ENGINE, DIESEL {Cummins B6.7 260} EPA 2017, 260HP @ 2400 RPM, 660 lb-ft Torque @ 1600 RPM, 2600 RPM Governed Speed, 260 Peak HP (Max), School Bus Only <u>Includes</u> : FUEL FILTER Included with Cummins B6.7 Engines Engine Mounted : FUEL/WATER SEPARATOR Fuel/Water Separator; Heated; with Water-in-Fuel Sensor. Engine Mounted
12UYE	RADIATOR Aluminum; 2-Row, Cross Flow, Over Under System, 717 SqIn Louvered, with 313 SqIn Charge Air Cooler. with In-Tank Transmission Cooler <u>Includes</u> : DEAERATION SYSTEM with Surge Tank : HOSE CLAMPS, RADIATOR HOSES Gates Shrink Band Type; Thermoplastic Coolant Hose Clamps : RADIATOR HOSES Premium, Rubber
12TSY	FAN DRIVE {Borg-Warner SA85} Viscous Type, Screw On <u>Includes</u> : FAN Nylon
12VBR	AIR CLEANER with Service Protection Element <u>Includes</u> : GAUGE, AIR CLEANER RESTRICTION Air Cleaner Mounted
12703	ANTI-FREEZE Red, Extended Life Coolant; To -40 Degrees F/ -40 Degrees C, Freeze Protection
12VVN	CRUISE CONTROL Electronic <u>Notes</u> : Cruise Control Switches Mounted on Steering Wheel are Non-Illuminated.
12WZE	EMISSION COMPLIANCE Federal, Does Not Comply with California Clean Air Idle Regulations
12WAK	ENGINE SOUND ABATEMENT PACKAGE Exterior, for International Engines with Underhood Blanket and Foam Covered Splash Shields
12VHH	FEDERAL EMISSIONS {Cummins B6.7} EPA, OBD and GHG Certified for Calendar Year 2020
12VWH	GOVERNOR Electronic Road Speed Type; for Electronic Engines and Bus Models; with 55 MPH Default
12VYV	IDLE MANAGEMENT SYSTEM Ramp Engine Speed with Air Condition On, in Neutral and Parking Brake Set, Accommodation Package
12UGN	THROTTLE, HAND CONTROL Electronic <u>Notes</u> : Cruise Control Switches Mounted on Steering Wheel are Non-Illuminated.

Code	Description
TRANSMISSION	
13ARV	TRANSMISSION, AUTOMATIC {Allison 2500 PTS} 5th Generation Controls, Wide Ratio, 6-Speed with Double Overdrive, Less PTO Provision, Less Retarder, with 33,000-lb GVW and GCW Max, School Bus <u>Includes</u> : OIL FILTER, TRANSMISSION Mounted on Transmission : TRANSMISSION OIL PAN Magnet in Oil Pan
13WYY	SHIFT CONTROL PARAMETERS {Allison} 1000 or 2000 Series Transmissions, Performance Programming
13WLN	TRANSMISSION OIL Synthetic; 20 thru 28 Pints

CLUTCH

11001	CLUTCH Omit Item (Clutch & Control)
-------	-------------------------------------

REAR AXLES, SUSPENSIONS

14AGM	AXLE, REAR, SINGLE {Dana Spicer 19060S} Single Reduction, 19,800-lb Capacity, 190 Wheel Ends . Gear Ratio: 6.17 <u>Includes</u> : REAR AXLE DRAIN PLUG (1) Magnetic, For Single Rear Axle <u>Notes</u> : The following features should be considered when calculating Rear GAWR: Rear Axles; Rear Suspension; Brake System; Brakes, Rear Air Cam; Brake Shoes, Rear; Special Rating, GAWR; Wheels; Tires. : When Specifying Axle Ratio, Check Performance Guidelines and TCAPE for Startability and Performance
14TBS	SUSPENSION, REAR, AIR, SINGLE {International IROS} 21,000-lb Capacity, 9.25" Ride Height, with Shock Absorbers <u>Notes</u> : The following features should be considered when calculating Rear GAWR: Rear Axles; Rear Suspension; Brake System; Brakes, Rear Air Cam; Brake Shoes, Rear; Special Rating, GAWR; Wheels; Tires.

FRONT AXLES

2ASH	AXLE, FRONT NON-DRIVING {Meritor MFS-10-122A} I-Beam Type, 10,000-lb Capacity <u>Includes</u> : AXLE, FRONT SQUARING to Plus or Minus .015 Inch, using a Special Fixture to Assure Parallelism of Springs <u>Notes</u> : The following features should be considered when calculating Front GAWR: Front Axles; Front Suspension; Brake System; Brakes, Front Air Cam; Wheels; Tires.
------	----------------------------------------------------------------------------------------------------------------------------------------------------------------------------------------------------------------------------------------------------------------------------------------------------------------------------------------------------------------------------------------------------------

FRONT SUSPENSIONS

3ADB	SUSPENSION, FRONT, SPRING Parabolic Taper Leaf, Shackle Type, 10,000-lb Capacity, with Shock Absorbers <u>Includes</u> : SPRING PINS Bolt and Nut Type : SPRING PINS Rubber Bushings, Maintenance-Free <u>Notes</u> : The following features should be considered when calculating Front GAWR: Front Axles; Front Suspension; Brake System; Brakes, Front Air Cam; Wheels; Tires.
------	----------------------------------------------------------------------------------------------------------------------------------------------------------------------------------------------------------------------------------------------------------------------------------------------------------------------------------------------------------------------------------------------------------

CABS, COWLS, BODIES

Vehicle Specifications
2021 INTEGRATED CE S BUS (PB105)

March 11, 2020

Code	Description
16010	COWL Flat Back
16HBA	GAUGE CLUSTER English with English Electronic Speedometer <u>Includes</u> : GAUGE CLUSTER (5) Engine Oil Pressure (Electronic), Water Temperature (Electronic), Fuel (Electronic), Tachometer (Electronic), Voltmeter : ODOMETER DISPLAY, Miles, Trip Miles, Engine Hours, Trip Hours, Fault Code Readout : WARNING SYSTEM Low Fuel, Low Oil Pressure, High Engine Coolant Temp, and Low Battery Voltage (Visual and Audible)
16HLJ	GAUGE, DEF FLUID LEVEL
16HGH	GAUGE, OIL TEMP, AUTO TRANS for Allison Transmission
16HKT	IP CLUSTER DISPLAY On Board Diagnostics Display of Fault Codes in Gauge Cluster

FRAMES

1CAC	FRAME RAILS High Strength Low Alloy Steel (50,000 PSI Yield); 10.125" x 3.062" x 0.312" (257.2mm x 77.8mm x 8.0mm); 480.1" (12195mm) Maximum OAL <u>Includes</u> : CHASSIS PAINT Chassis Painted Prior to Body Mounting : FRAME RAILS All holes Laser Aligned and Machine Punched, Powder Coated Prior to Full Assembly, Assembled in Fixture using "Grade 8" Bolts : FRAME REINFORCEMENT, SPECIAL 3.30" x 1.80" x 0.312" x 31.50" Inverted "L" in Front Shock Absorber Mounting Area
1LLE	BUMPER, FRONT Contoured, Steel, Severe Duty <u>Includes</u> : BUMPER, FRONT THICKNESS 1/4 Inch
1LNW	CROSSING GATE, FRONT Air, Yellow Blade, Bumper Mounted <u>Includes</u> : CONTROL ASSEMBLY Located Rear of Front Bumper, Heater not Required : CROSSING GATE, FRONT Matches Contour of Bumper
1SAM	CROSSMEMBER, REAR, AF (2)
1WJE	WHEELBASE RANGE 276" (700cm) Only

BRAKES

4091	BRAKE SYSTEM, AIR Dual System for Straight Truck Applications <u>Includes</u> : BRAKE LINES Color and Size Coded Nylon : DRAIN VALVE Twist-Type : GAUGE, AIR PRESSURE (2) Air 1 and Air 2 Gauges; Located in Instrument Cluster : PARKING BRAKE CONTROL Yellow Knob, Located on Instrument Panel : PARKING BRAKE VALVE For Truck : QUICK RELEASE VALVE On Rear Axle for Spring Brake Release: 1 for 4x2, 2 for 6x4 : SLACK ADJUSTERS, FRONT Automatic (with Air Cam Brakes) : SLACK ADJUSTERS, REAR Automatic (with Air Cam Brakes) : SPRING BRAKE MODULATOR VALVE R-7 for 4x2, SR-7 with relay valve for 6x4/8x6 <u>Notes</u> : Rear Axle is Limited to 19,000-LB GAWR with Code 04091 BRAKE SYSTEM, AIR and Code 04NDC BRAKES, REAR, AIR CAM Regardless of Axle/Suspension Ordered
------	----------------------------------------------------------------------------------------------------------------------------------------------------------------------------------------------------------------------------------------------------------------------------------------------------------------------------------------------------------------------------------------------------------------------------------------------------------------------------------------------------------------------------------------------------------------------------------------------------------------------------------------------------------------------------------------------------------------------------------------------------------------------------------------------------------------------------------

Vehicle Specifications
2021 INTEGRATED CE S BUS (PB105)

March 11, 2020

Code	Description
	: Rear Axle is Limited to 20,000-LB GAWR with Code 04092 BRAKE SYSTEM, AIR and Code 04NCW BRAKES, REAR, AIR CAM Regardless of Axle/Suspension Ordered
4002	BRAKE, PARKING Omit Item
4AZS	AIR BRAKE ABS {Bendix AntiLock Brake System} 4-Channel (4 Sensor/4 Modulator) Electronic Stability Program, with Automatic Traction Control
4JCJ	BRAKES, FRONT, AIR CAM S-Cam; 16.5" x 5.0"; Includes 20 Sq. In. Long Stroke Brake Chambers
	<u>Notes</u> : The following features should be considered when calculating Front GAWR: Front Axles; Front Suspension; Brake System; Brakes, Front Air Cam; Wheels; Tires.
4EXP	BRAKE CHAMBERS, FRONT AXLE {Bendix} 20 SqIn
4NDB	BRAKES, REAR, AIR CAM S-Cam; 16.5" x 7.0"; Includes 30/30 Sq.In. Long Stroke Brake Chamber and Spring Actuated Parking Brake
	<u>Notes</u> : The following features should be considered when calculating Front GAWR: Front Axles; Front Suspension; Brake System; Brakes, Front Air Cam; Wheels; Tires.
4EXU	BRAKE CHAMBERS, REAR AXLE {Bendix EverSure} 30/30 Spring Brake
4SPA	AIR COMPRESSOR {Cummins} 18.7 CFM
4EBS	AIR DRYER {Bendix AD-9} with Heater
4VCY	AIR TANK LOCATION (1) Mounted Left Side to Provide Clearance for Larger Body Builder Supplied Battery Box
4722	DRAIN VALVE {Bendix DV-2} Automatic, with Heater, for Air Tank
4WZT	GVWR LIMITATION FOR BUS with Air Brakes, Limited to 33,000-lbs Maximum to meet FMVSS 121 Requirements, for Conventional Bus

STEERING

5PSA	STEERING GEAR {Sheppard M100} Power
5708	STEERING COLUMN Tilting
5CAL	STEERING WHEEL 2-Spoke, 18" Dia., Black

DRIVELINES

6DGA	DRIVELINE SYSTEM {Dana Spicer} SPL100, for 4x2/6x2
------	----------------------------------------------------

EXHAUST SYSTEMS

7BLA	EXHAUST SYSTEM Single, Horizontal Aftertreatment Device, Frame Mounted Under Right Rail, for Single Long Horizontal Tail Pipe
7SCP	ENGINE EXHAUST BRAKE for Cummins ISB/B6.7/ISL/L9 Engine with Variable Vane Turbo Charger
7WBL	TAIL PIPE (1) Horizontal, Long, Exits Left Side Through Bumper

ELECTRICAL SYSTEMS

8000	ELECTRICAL SYSTEM 12-Volt, Standard Equipment
	<u>Includes</u> : FUSES, ELECTRICAL SAE Blade-Type

Vehicle Specifications
2021 INTEGRATED CE S BUS (PB105)

March 11, 2020

<u>Code</u>	<u>Description</u>
	: HAZARD SWITCH Push On/Push Off, Located on Top of Steering Column Cover : HEADLIGHT DIMMER SWITCH Integral with Turn Signal Lever : MISCELLANEOUS FEATURES Modular, Loom Protected, Grommets in all Applicable Body Openings, Assembled in Computer Assisted Fixture which Verifies Continuity and Correct Assembly Prior to Installation : PARKING LIGHT Integral with Front Turn Signal and Rear Tail Light : STARTER SWITCH Electric, Key Operated : TURN SIGNAL FLASHER : TURN SIGNAL SWITCH Self-Cancelling with Lane Change Feature : TURN SIGNALS, FRONT Includes Reflectors; Flush Mounted : WINDSHIELD WIPER SWITCH 2-Speed with Wash and Intermittent Feature (5 Pre-Set Delays), Integral with Turn Signal Lever : WIRING, CHASSIS Color Coded and Continuously Numbered
8GXK	ALTERNATOR {Leece-Neville BLP4006HN} Brushless, 12 Volt 325 Amp. Capacity, Pad Mount, with Remote Sense
8TTK	BATTERY BOX Steel, with Sliding Tray, 25.25" Wide, for Standard Batteries, 1-3 Battery Capacity, Mounted Left Side Behind Front Axle Perpendicular to Frame Rail
8MSG	BATTERY SYSTEM {Fleetrite} Maintenance-Free, (3) 12-Volt 1980CCA Total, Top Threaded Stud
8XAH	CIRCUIT BREAKERS Manual-Reset (Main Panel) SAE Type III with Trip Indicators, Replaces All Fuses
8TPL	COLLISION MITIGATION SYSTEM {Bendix Wingman Advanced} Adaptive Cruise Control with Collision Mitigation and Stationary Object Alert; Includes Front Antenna, Driver Display
8WXB	HEADLIGHT WARNING BUZZER Sounds When Head Light Switch is on and Ignition Switch is in "Off" Position
8WPB	HEADLIGHTS Halogen, Composite Aero Design, with Daytime Running Lights
8VAZ	HORN, ELECTRIC (2) Trumpet Style, Mounted on Top of Mega-Bracket
8WWJ	INDICATOR, LOW COOLANT LEVEL with Audible Alarm
8XKL	STARTING MOTOR {Mitsubishi Electric Automotive America 90P47} 12-Volt, with Soft-Start

FRONT END

9WAY	FRONT END Tilting, Fiberglass, with Three Piece Construction <u>Includes</u> : AIR INTAKE SYSTEM Integrated Pre-Cleaning System to Enhance Air Filter Life : GRILLE Removable; Fiberglass Painted Hood Color : SPLASH SHIELD Integral with Front End Assembly
9WAB	HOOD TILT ASSIST {EASY TILT} Mechanical
9AAE	LOGOS EXTERIOR, ENGINE Badges

SPEEDOMETER, TOOLS, MISC

10020	CHASSIS PAINT Full Chassis
10060	PAINT SCHEMATIC, PT-1 Single Color, Design 100 <u>Includes</u> : PAINT SCHEMATIC ID LETTERS "NB"
10788	PAINT TYPE Urethane, One or Two Colors, Other than Imron or International.
10XAK	PROMOTIONAL PACKAGE 7 Year Unlimited Miles/km Warranty, Limited Time Program for Allison 2000 Series Transmission on School and Commercial Buses (Supplied directly through Allison)
10XAJ	PROMOTIONAL PACKAGE LED EXT {Sound Off/OptiLuxx} LED Lights

Vehicle Specifications
2021 INTEGRATED CE S BUS (PB105)

March 11, 2020

Code	Description
FUEL TANKS	
15SJT	FUEL TANK Top Draw, Steel, Rectangular, 100 US Gal (379L), Includes Protective Cage, with Low Profile Fuel Filler Assembly and Vent Hosing, Mounted Between Frame Rails and Behind Rear Axle
15WDT	DEF TANK 12 US Gal (45L) Capacity, Frame Mounted Outside Right Rail, Behind 0 Bow
WHEELS, TIRES - FRONT	
27DUW	WHEELS, FRONT {Accuride 51408} DISC; 22.5x8.25 Rims, Powder Coat Steel, 2-Hand Hole, 10-Stud, 285.75mm BC, Hub-Piloted, Flanged Nut, with Steel Hubs
7382135809	(2) TIRE, FRONT 11R22.5 Load Range H AH37 (HANKOOK), 499 rev/mile, 75 MPH, All-Position
WHEELS, TIRES - REAR	
28DUW	WHEELS, REAR {Accuride 51408} DUAL DISC; 22.5x8.25 Rims, Powder Coat Steel, 2-Hand Hole, 10-Stud, 285.75mm BC, Hub-Piloted, Flanged Nut, with Steel Hubs
7382135809	(4) TIRE, REAR 11R22.5 Load Range H AH37 (HANKOOK), 499 rev/mile, 75 MPH, All-Position
WHEELS, SPARE	
26DUW	WHEEL, SPARE, DISC {Accuride 51408} 22.5x8.25 Rims, Powder Coat Steel, 10-Stud, 285.75mm BC, Hub-Piloted
WHEELS MISC OPTIONS	
29580	WHEEL SEALS, FRONT {International} Oil-Lubricated Wheel Bearings
BODY FEATURES	
47BAK	BUMPER, REAR Painted, 12" High, 3/16" Thick
47BAR	SUPPORTS, REAR BUMPER Bolted to Frame
47AYB	BODY, REAR Includes Emergency Door <u>Includes</u> : DOOR, REAR EMERGENCY with Concealed Hinges : HEADER BUMPER Padded, Mounted Over Rear Door; Upholstered to Match Passenger Seat Color
47ARH	BOWS, ROOF 14 ga., One Piece Construction <u>Includes</u> : BOWS, ROOF Positioned Floor Line to Floor Line, Threaded Through Roof Strainers and Drip Rail
47AMA	FASTENERS, EXTERIOR MOUNTED Stainless Steel Screws; for Fender and Body Exterior Rear View Mirrors, Bumper Mounted Crossing Gate and Body Mounted Stop Arm
47DXG	FASTENERS, HANDRAIL Plusnuts & Screws
47APX	FASTENERS, HEADLINER Screws
47AZL	FLOOR, BODY with Wheel Wells
47PBZ	HANDLE, ASSIST Windshield Side Mounted, Left and Right, Body Color
47APR	HEADLINER, BODY Conventional; 25'11"-34'11" Body Length, Perforated Full Length with Sound Insulation Full Length
47ARP	LIGHT BARS Plastic
47BBH	LINING, SIDE INTERIOR, LOWER Embossed Steel, Clear Coated

Vehicle Specifications
2021 INTEGRATED CE S BUS (PB105)

March 11, 2020

<u>Code</u>	<u>Description</u>
47AXT	RUB RAILS, BODY (4) Conventional; Steel, 31'2", 31'11", 32'8", 33'5", 34'2", 34'11", Body Length, Includes Snow Rail <u>Includes</u> : RUB RAILS Full Length, Primer Coated (Both Sides), Attached to Body without Cuts or Splices
47BBZ	SEALER Extra; Sidewall to Floor, In Wheel Pocket Area, and Rear Wall to Floor
47BEX	SEALER, ADDITIONAL Water-proof Sealer on all Floor Covering Seams
47AZE	SIDE SHEET, BODY, EXTERIOR Conventional, 16ga., Smooth, 31'2", 31'11", 32'8", 33'5", 34'2", 34'11", Body Length
47ASG	SKIRT, BODY for Conventional, 14 1/2", 16ga <u>Includes</u> : SKIRT, BODY Extra Smooth Steel Supported by Floor Gussets
47AJW	STEP, FRONT ENTRANCE DOOR 27 1/4" Depth; 14ga Steel <u>Includes</u> : STEP, FRONT ENTRANCE DOOR OPENING, 35 Inch Width; Continuous Bottom to Top
47AUR	TIE DOWNS, BODY Grade 8 Bolts, Every Body Section <u>Includes</u> : TIE DOWNS, BODY with Formed Tab that Fits into Floor Structure to Prevent Turning
47DAJ	COVER, REAR DOOR INSIDE HANDLE Partial Coverage
47DBP	DOOR, ENTRANCE, FRONT Air, Outward Opening, with Split Pane Glass
47DAK	FASTENERS, REAR DOOR Bolts and Nutserts, Rear Door To Body
47DDE	HANDLE, ASSIST, ENTRANCE DOOR Outside Entrance
47DEY	HANDLE, EXTERIOR, REAR Emergency Door; Yellow
47DDH	HOLD BACK, REAR DOOR Stationary, No Cables, with Plastic Cover
47DDU	LATCH, REAR DOOR One Point Slide Bar, Cam Operated, with One Inch Stroke
47EXK	LOCK, VANDAL, ENTRANCE DOOR Integrated Manual Control in Door, with Key
47DEK	LOCK, VANDAL, REAR DOOR with Ignition Starter Interlock
47EHA	CARTON, SHIPPING Carton for Spare Wheel Only, Inside Bus
47ECS	COMPARTMENT, TOOL, FWD LEFT Aft of Standard Battery Box, Key Lock, 13"x 15"x 25 1/2"
47EBM	HOLD DOWN, BATTERY For (2) Standard Size Batteries
47LAU	INSULATION, ROOF AND SIDES 1.50", All Models
47MBC	INSULATION, STEPWELL
47LAT	NOISE REDUCTION, ROOF BOW Conventional; Insulation, 31'2", 31'11", 32'8", 33'5", 34'2", 34'11", Body Lengths
47MBA	UNDERCOAT, BODY Fire Resistant, Water Based, TT-C-730 Spec <u>Includes</u> : UNDERCOATING Performed Before and After Mounting on Chassis
47SPC	ALPHA/NUMERIC DECAL GUIDE Quantity 031-40
47MNT	ARROW, RR DOOR, INSIDE Decal; Red, .75" Stroke, Indicating Handle Direction

Vehicle Specifications
2021 INTEGRATED CE S BUS (PB105)

March 11, 2020

<u>Code</u>	<u>Description</u>
47MNV	ARROW, RR DOOR, OUTSIDE Decal; Black .75" Stroke, Indicating Handle Direction
47AJA	BODY CERTIFICATION TAG Metal
47APJ	BODY RATING TAG Metal; for State of Texas, Includes Design Capacity and Seat Capacity
47AJC	BODY TAG, METAL Capacity to Include the Total Number of Passengers
47PLY	LETTERS, DEF, I.D. Paint; "DEF ONLY", 1" Black, on DEF Filler Door
47MJR	LETTERS, DOOR, REAR Decals; "EMERGENCY DOOR", 2" Black Letters Inside and Outside
47NGP	LETTERS, FUEL I.D. Paint; "DIESEL FUEL", 2" Black, Adjacent to Fuel Filler Door
47MVA	LETTERS, HEADER Decal; "WATCH YOUR STEP", 1" Black, Above Windshield
47MRU	LETTERS, E/E WINDOW, LEFT (2) Decal Sets, "EMERGENCY EXIT", Black Inside and Outside
47NHL	LETTERS, E/E WINDOW, RIGHT (2) Decal Sets, "EMERGENCY EXIT", Black, Inside and Outside
47MAV	LETTERS, SCHOOL BUS SIDE Decal; "SCHOOL BUS"; in 8" Reflective Black Letters, Each Side
47BKK	LETTERS, SCHOOL BUS FRONT/REAR Decal; "SCHOOL BUS"; with 8" Black Reflective Letters, 3M Fluorescent Diamond Grade, Yellow On Front and Rear Cap
47MVC	LETTERS, STEPWELL Decal, "WATCH YOUR STEP", 2.5" Black, Behind Door on Step Riser
47NTE	LOGO, ROOF LINE Decal; Wing and Shield, First Body Section, Above Driver Window and Entrance Door Over Driver Window and Entrance Door
47NMG	OPERATING INSTR, REAR Decal, Inside Rear Emergency Door
47NJA	PAINT COLOR, BODY EXTERIOR 4421 School Bus Yellow
47NKM	PAINT COLOR, BODY INTERIOR 9384 Spring White
47NJS	PAINT COLOR, BUMPER Rear, 0001 Canyon Black
47NKD	PAINT COLOR, ROOF 9219 Winter White, Beginning 5" Above Drip
47NAB	PAINT COLOR, RUB RAILS 0001 Canyon Black
47NJM	PAINT FLASHER BACKGRD 0001 Canyon Black
47NTY	PAINT HOOD AND FENDER To Match Body Exterior
47NKL	PAINT, RUB RAIL Flange to Flange
47NGW	SEAL, RUB RAILS Top Edge, All Rails
47NXH	STRIPING, E/E WINDOW, LEFT {3M} (02) Perimeter, 1" Yellow Fluorescent Diamond Grade
47NWU	STRIPING, E/E WINDOW, RIGHT {3M} (02) Perimeter, 1" Yellow Fluorescent Diamond Grade
47NXN	STRIPING, PERIMETER, REAR {3M} Emergency Door, 1" Yellow Fluorescent Diamond Grade
47NWR	STRIPING, REAR END {3M} 2" Yellow Fluorescent Diamond Grade
47NWT	STRIPING, ROOF HATCH, FRONT {3M} Decal, Perimeter, 1" Yellow Fluorescent Diamond Grade
47NWH	STRIPING, ROOF HATCH, REAR {3M} Decal, Perimeter, 1" Yellow Fluorescent Diamond Grade
47NWJ	STRIPING, SEATLINE {3M} 2" Yellow Fluorescent Diamond Grade
47MTY	WIRING DIAGRAM Schematic, Electrical
	<u>Includes</u> : ACCESS PANEL for Wiring Diagram Schematic Located on Body Exterior; Below Driver Window

Vehicle Specifications
2021 INTEGRATED CE S BUS (PB105)

March 11, 2020

Code	Description
47SBB	SUB FLOOR, PLYWOOD Conventional; B-B Marine Grade, Less Sealed Edges, 5/8", 5 Ply, for 31'2", 31'11", 32'8", 33'5", 34'2", 34'11", Body Length
47KDC	MONITOR, POST TRIP INSPECTION {Leave No Student Behind} Accessory Controlled, with Push Button Alarm Disable at Rear of Bus Prompts Driver to Walk to Back of Bus and Push Button in Light Bar to Deactivate System
47DNK	SWITCH, LOCATION Steering Wheel; Includes Master Flasher, Flasher On/Off, Red Override, and Door Control
	<u>Includes</u> : SWITCH, STEERING WHEEL, LIGHT Includes Illuminated Switches

BODY FEATURES

48ANT	WINDOW, DRIVER Laminated, Clear
48ANM	WINDOW, ENTRANCE DOOR, BOTTOM Laminated, Clear
48ANE	WINDOW, ENTRANCE DOOR, TOP Laminated, Clear
48BJA	COLOR, WINDOW FRAME, PASS Passenger Window, Natural Aluminum Finish
48BAH	WINDOW, E/E, LEFT (2) Vertical Hinge
48BKP	WINDOW, E/E, RIGHT (2) Vertical Hinge
48AUN	WINDOW, PASSENGER, TINT Conventional; 28% Light, Laminated Glass, 78" Headroom, with 31'2", 31'11", 32'8", 33'5", 34'2", 34'11" Body Length
48ARU	WINDOW, SASH (20) 27" Sections, 9"x 23" Opening
48ASP	WINDOW, SASH +9 SECTIONS (2) 9" x 32 1/4" Opening
48APL	WINDOW, STOPS 12" Opening, Only with 78" Headroom
48PAM	WINDSHIELD 3 Flat Pieces, 73% Light, with Band
48PAY	AISLE POSITION Center, for balanced seating
48PBB	FLOOR COVERING, COLOR Black
48PJR	FLOOR COVERING, TRIM Aluminum
48PJZ	FLOOR COVERING, TYPE {Koroseal} All Body Lengths
48RZJ	STEP TREADS {Koroseal} Pebble Top with White Nosing, with Non-Metal Backing
48PAV	WHEEL POCKET COVER Plastic, ABS
48PKC	HOSE CLAMPS, HEATER HOSE Constant Torque for Heater System
48RDL	FAN, DEFOG LEFT OF DRIVER 6.50" Diameter, Black, Mounted Left of Driver Above Windshield, 2 Speed Switch in Panel
48PKS	FAN, DEFOG RIGHT CENTER 6.50" Diameter, Black, Mounted Over Windshield, 15" Right of Centerline, 2-Speed Switch in Panel
48PPM	HEATER CUT OFF, VALVE Ball, with Butterfly Handle
48PPP	HEATER CUT OFF, VALVE INSIDE Brass Ball, Inside Forward of Driver Heater
48GYV	HEATER, DEFLECTOR Kit, for Driver Heater
48GHC	HEATER, DRIVER 90,000 BTU, with Defroster and without Rear Heat Duct
	<u>Includes</u>

Vehicle Specifications
2021 INTEGRATED CE S BUS (PB105)

March 11, 2020

<u>Code</u>	<u>Description</u>
	: AIR FILTER : HEATER HOSES Premium : HOSE CLAMPS, HEATER HOSE Mubea Constant Tension Clamps
48PMJ	HEATER, PASS, LT REAR 84,500 BTU <u>Includes</u> : AIR FILTER
48PNW	HEATER, WATER PUMP {2 MPU 12} Self Priming, with Plastic Housing
48UCP	ROOF HATCH, FRONT {Transpec 1975-028-121-03} with Outside Release, with English Decals
48UCR	ROOF HATCH, REAR {Transpec 1975-028-121-03} with Outside Release, with English Decals
48PPS	ROOF VENT, FRONT Static
48PPC	SWITCH, HTR FAN, REAR, LT with 84,500 BTU Rear Heater Only
48NAT	FITTINGS, AIR SEAT for Driver Seat
48PUT	NUTS, BELT MOUNTING Standard Nuts For Seat Belt Mounting
48RYW	SEAT, DRIVER {National 2000} Air Suspension, High Back with Integral Headrest, Isolated, with 2 Position Front Cushion Adjustment, 6 to 17 Degree Seat Back Adjustment, Mechanical Lumbar Support, Includes Additional Back Padding <u>Includes</u> : SEAT BELT, DRIVER Adjustable D-Loop Seat Belt, Single Locking Retractor
48XPX	UPHOLSTERY, BARRIER, TYPE (1-2) Prevaill, 42 oz.
48PVN	UPHOLSTERY, DRIVER SEAT, COLOR Drivers Seat, Gray
48PVA	UPHOLSTERY, DRIVER SEAT, STYLE Plain, with Cloth Insert
48PWR	UPHOLSTERY, DRIVER SEAT, TYPE Prevaill, 42 oz.
48RAE	BARRIER, CRASH, AFT ENTRY DOOR 39", 1 Leg
48RAL	BARRIER, CRASH, AFT DRIVER 39", 1 Leg
48RGR	HAND RAIL, ENTRANCE DOOR, AFT Stainless Steel, 4", Above Step
48RGE	HAND RAIL, ENTRANCE DOOR, FWD Stainless Steel; Curved
48RET	PANEL, MODESTY, AFT ENTR DOOR Mounted Under Barrier
48REP	PANEL, MODESTY, AFT OF DRIVER Mounted Under Barrier
48ACN	SEAT BELT, DRIVER, COLOR with Blaze Orange Seat Belt Webbing
48USV	SEAT BACK, PASSENGER High Back
48XCJ	SEAT,CHILD,LT,39",2 LEG {BTI Seating System} (02) High Back, with Child Restraint System <u>Notes</u> : BTI Seating System -Integrated Child Restraint. Retrofitable, Contact IC Bus Application Engineering for more information.
48XCV	SEAT,CHILD,RT,39",2 LEG {BTI Seating System} (02) High Back, with Child Restraint System <u>Notes</u> : BTI Seating System -Integrated Child Restraint. Retrofitable, Contact IC Bus Application Engineering for more information.
48SAD	SEAT,PASS,LT,26",2 LEG (01)

Vehicle Specifications
2021 INTEGRATED CE S BUS (PB105)

March 11, 2020

Code	Description
48SDT	SEAT,PASS,LT,39",2 LEG (10) <u>Notes</u> : BTI Seating System Base Seat. Retrofittable, Contact IC Bus Application Engineering for more information.
48SKM	SEAT,PASS,RT,39",2 LEG (11) <u>Notes</u> : BTI Seating System Base Seat. Retrofittable, Contact IC Bus Application Engineering for more information.
48PWD	UPHOLSTERY, PASS SEATS, COLOR Gray, for Seats, Barriers and Head Bumpers
48PHR	UPHOLSTERY, PASS SEATS, TYPE Prevaill, 42 oz.; for (25-26) Seats
48RLX	CUSHION, SEAT 15" Depth <u>Includes</u> : WARRANTY Four Years
48RRA	UPHOLSTERY, SEAT, STITCHING Single <u>Includes</u> : WARRANTY Two Years

BODY FEATURES

49AMJ	ALARM, BACKING {Ecco #575} 107 db
49AMT	CIRCUIT, PROTECTION Breakers, Manual Reset in Lieu of Fuses <u>Includes</u> : ACCESS PANEL for Body and Chassis Fuses/Circuit Breakers Located on Body Exterior; Below Driver Window
49AJH	CONNECTION, LIGHTS Cluster, Clearance and Side Marker To Tail Lights
49BCN	FLASHER SYSTEM (8) Warning Lights, 8-Lamp System, Electronic Relay Flasher, Non-Sequential Operation, Red Lights Activate with Door Open
49DBR	HOOD, WARNING LAMP (4) Black, 8-Lamp System, One Hood Above Two Lights
49APA	LIGHT, DRIVER, CEILING Deluxe, with Separate Switch, Mounted in Light Bar
49JBU	LIGHT, ENTRY DOOR {Sound Off/OptiLuxx} LED; 4" Oval; Light Mounted in Skirt Behind Entrance Door, Wired To Step Light
49BCR	LIGHT, EXTERIOR, CHECK Automatically Activates Lights for Pre Trip Inspection
49DAG	LIGHT, INDIC, WARNING LIGHTS LED Type; Red and Amber
49JBV	LIGHT, LICENSE PLATE {Sound Off/OptiLuxx} LED, with Mounting Gasket
49JBW	LIGHT, STEP {Sound Off/OptiLuxx} 4" Round LED, White, Wired to Clearance Lights, Operated by Entrance Door
49EWM	LIGHT, STROBE ECCO 6550C, Low Profile, Double Flash, 4.9" High
49AHV	LIGHT, STROBE, STOP SIGN, FRT In Lieu Of Flashing Lights Furnished with Stop Sign, Speciality
49AHY	LIGHT, STROBE, STOP SIGN, REAR In Lieu of the two Flashing Lights Furnished with Stop Sign, Speciality
49ZNC	LIGHTS, BACK UP (2) {Sound Off/OptiLuxx} 4" Round, White, LED, with Flange
49JBS	LIGHTS, CLUSTER {Sound Off/OptiLuxx} Oval, 4 Internal LEDs per Light; Amber Front and Red Rear
49BYZ	LIGHTS, DIRECTIONAL, REAR (2) {Sound Off/OptiLuxx} LED, 7" Round Amber

Vehicle Specifications
2021 INTEGRATED CE S BUS (PB105)

March 11, 2020

Code	Description
49EAX	LIGHTS, DIRECTIONAL, SIDE (4) {Sound Off/OptiLuxx} Rectangular LED Armored, 2 Each Side First Section Aft Entrance Door & Forward Rear Wheel Pocket
49APZ	LIGHTS, DOME Conventional; Rectangular Recessed Type, Two Full Rows, for 31'2", 31'11", 32'8", 33' 5", 34'2", 34'11", Body Lengths <u>Includes</u> : WIRING HARNESS Main Body Wiring Harness Accessed by Removing Dome Light
49BYV	LIGHTS, MARKER, FRONT, REAR {Sound Off/OptiLuxx} Rectangular LED, Armored, (8) Four Amber Front and Four Red Rear
49EAW	LIGHTS, MARKER, SIDE {Sound Off/OptiLuxx} Rectangular LED, Armored Type, Intermediate, Centered; Required for Units 30 Foot or Longer
49BYT	LIGHTS, STOP (2) {Sound Off/OptiLuxx} and Tail; 7" Round LED, Red
49ZNG	LIGHTS, STOP & TAIL ADDITIONAL (2) {Sound Off/OptiLuxx} 4" Round LED, Red, with Flange
49NGJ	LIGHTS, WARNING (8) {Sound Off/OptiLuxx} (4) 7" Round Red Strobing LED and (4) 7" Round Amber Strobing LED, 2 Front, 2 Rear Each Color
49CLM	RADIO, ENTERTAINMENT AM/FM/USB Input/Auxiliary Input, Includes Antenna and Cable, with Public Address System
49ANU	SOURCE, POWER 12 VDC, Mounted In Dash
49AWU	SPEAKERS AND WIRING (6) Flush Mounted in Light Bar
49ELC	STOP ARM, FRONT Electric, Composite Blade, 18" Octagon, Double Sided, 1/2" White Border, Hi Intensity Grade, Strobing LED Lights
49ELG	STOP ARM, LEFT REAR Electric, Composite Blade, 18" Octagon, Single Sided, 1/2" White Border, Hi Intensity Grade, Strobing LED Lights
49AMD	SWITCH, DRIVER PANEL, TYPE Rocker
49ANH	SWITCH, MAGNETIC, DISCONNECT Master, Ignition Operated, All Body Circuits
49EVL	SWITCH, NOISE SUPPRESSION Actuator Legend States, "NOISE SUPP ", for Separate Solenoid, with Red Switch in Panel
49AMY	SWITCH, REAR DOOR BUZZER for Emergency Door
49BXN	SWITCH, RED, OVERRIDE WARNING Wired Hot, with ESC, Mounted Left of Driver
49BLL	WIRING, VIDEO SYSTEM Power and Ground Connection Only; Connection in Flasher Plate Area with 20 Amp Fuse Protection
49HES	MIRROR, BRACE, EXTERIOR Telescoping for Breakaway Bracket
49EGL	MIRROR, CROSS VIEW, EXTERIOR Black, Rosco, Pair <u>Includes</u> : MIRROR MOUNT Attached to Body with Metal Backing Plates
49EGB	MIRROR, INSIDE 10" x 30", Clear
49EJR	MIRROR, REAR VIEW, EXTERIOR {Rosco} Suspended, Black, with Breakaway Bracket, Motorized Head
49ENK	VISOR, INTERIOR, LEFT FRONT 6" x 30", Transparent, For Left Windshield
49GDS	COMPARTMENT ABOVE DRIVER Left of the Driver <u>Includes</u> : COMPARTMENT ABOVE DRIVER Compartment Size: 39" x 10" x 10" : HINGES Piano Type

Vehicle Specifications
2021 INTEGRATED CE S BUS (PB105)

March 11, 2020

Code	Description
49GGE	FIRE EXTINGUISHER, DRIVER AREA 5 lb 2A-40BC Minimum with Flexible Hose and Metal Nozzle
49GAY	KIT, BODY FLUID Texas
49EBA	KIT, FIRST AID Plastic; 24 Unit, Spec State
49MZV	LATCH, COMPARTMENT Locking, for Overhead Storage Compartment
49GDG	PADDING COMPART ABOVE DRIVER Window; Safety Equipment Compartment, with Cutout for Dome Light
49GLP	REFLECTORS, REAR (2) 3", Red, Mounted with Screws
49GLM	REFLECTORS, SIDE, FRONT (2) 3", Amber; 1 Aft Drivers Window Left, 1 Aft Entrance Door Right, Mounted with Screws
49GLA	REFLECTORS, SIDE, INTERMEDIATE (2) 3" Amber, 1 Each Side, Mounted with Screws, Below The Third Rub Rail From the Top
49GLG	REFLECTORS, SIDE, REAR (2) 3", Red, Mounted with Screws
49GEH	SAFETY TRIANGLES Warning Reflectors, Mounted on Drivers Barrier 9.5" Above Floor
49GUB	CUTTER, SEAT BELT {TIE TECH Safecut} for Cutting Seat Belts
49GCC	CUTTER, SEAT BELT, LOCATION Centered on Inside of Driver Compartment Lid
49JAC	DEF FILLER DOOR with Non-Locking Latch
49MZS	FUEL FILLER DOOR Non-Locking, Lever Latch, Spring Loaded to Hold in Open Position
49CKT	FUEL FILLER PIPE Low Profile Neck Cap and Vent Hosing, for Use with Right Side Fill for Between the Rail Fuel Tanks, for Above the Floor Fuel Fill, for 25 GPM Fill Rate Only
49GUM	INSPECTION PLATE Fuel Sending Unit 8" x 8" Steel
49GUX	MUD FLAPS, FRONT WHEELS (2) Rubber
49GVC	MUD FLAPS, REAR WHEELS (2) Rubber
49GWW	WINDSHIELD WASHER Kit; 6 Quart Capacity, Bottle
	<u>Includes</u> : WINDSHIELD WASHER ELECTRICAL CONNECTIONS Sealed and Locking Type
49GBV	WINDSHIELD WIPERS (2) Cowl Mounted
	<u>Includes</u> : WINDSHIELD WIPERS CONTROL Single Motor, Overlapping Wipe Pattern
49UBZ	STATE OF OPERATION Texas

Services Section:

WARRANTY

40126	WARRANTY Standard for CE, RE, BE School Bus Models, Effective with Vehicles Built March 1, 2017 or Later, CTS-3304H
40RAJ	SERVICES, TOWING {Navistar} Service Call to 24-Month/Unlimited Mileage to the Nearest IC Bus Dealer for Navistar Warrantable Failure as Contract Defined; Includes Engine Failure if Supplier Declines Tow Coverage & ESC Supplied thru Navistar; \$550 (USA) Maximum Benefit per Incident
40PKZ	SRV CONTRACT, EXT VEH COVERAGE {Navistar} To 24-Month/50,000 Miles (80,000 km), Covers 100% Parts and Labor; Includes Body; Excludes Extending Warranty for Engine, Transmission, Perforation or Corrosion of Cab/Cowl Structure and Paint

Vehicle Specifications
2021 INTEGRATED CE S BUS (PB105)

March 11, 2020

Code
BODY FEATURES

Description

49GVN	WARRANTY 5-Year, Limited PRE DELIVERY INSPECTION - PRO AIR WEIGHT SLIP 136K BTU AIR CONDITIONING, FRONT/REAR/MID/DASH, PRO AIR
-------	-----------------------------------------------------------------------------------------------------------------------------------------

Financial Summary
2021 INTEGRATED CE S BUS (PB105)

March 11, 2020

<u>Description</u>	(US DOLLAR)	<u>Price</u>
Net Sales Price:		\$480,840.00

Please feel free to contact me regarding these specifications should your interests or needs change. I am confident you will be pleased with the quality and service of an IC Corporation vehicle.

***** PRICE PER VEHICLE: \$96,168.00 *****

*** PRICE FOR FIVE (5) VEHICLES: \$480,840.00 ***

PRICE DOES NOT INCLUDE BUY BOARD FEE \$800 PER PURCHASE ORDER. **PLEASE ADD IF APPLICABLE** BUY BOARD CONTRACT #549-17

40PKZ WARRANTY: LONGHORN BUS WILL COVER THE WARRANTY FOR 24 MONTHS/UNLIMITED MILEAGE, \$0.00. (NAVISTAR WILL COVER FIRST 50K MILES. 50K PLUS MILES UP TO THE 24 MONTH PERIOD ENDING WILL BE COVERED BY LONGHORN BUS PER TEXAS STATE SPECS.)

Approved by Seller:

Accepted by Purchaser:

LHB Sales 03.12.2020

Official Title and Date

Frederick A. Hoke Jr.
Authorized Signature

Firm or Business Name

Authorized Signature and Date

This proposal is not binding upon the seller without Seller's Authorized Signature

Official Title and Date

The TOPS FET calculation is an estimate for reference purposes only. The seller or retailer is responsible for calculating and reporting/paying appropriate FET to the IRS.

The limited warranties applicable to the vehicles described herein are Navistar, Inc.'s standard printed warranties which are incorporated herein by reference and to which you have been provided a copy and hereby agree to their terms and conditions.



OBTAINING SERVICE

Return this vehicle to any IC Bus Dealer authorized to service this model vehicle and engine.

DISCLAIMER

NO WARRANTIES ARE GIVEN BEYOND THOSE DESCRIBED HEREIN. THIS WARRANTY IS IN LIEU OF ALL OTHER WARRANTIES, EXPRESSED OR IMPLIED. THE COMPANY SPECIFICALLY DISCLAIMS WARRANTIES OF MERCHANTABILITY AND FITNESS FOR A PARTICULAR PURPOSE, ALL OTHER REPRESENTATIONS TO THE USER/PURCHASER, AND ALL OTHER OBLIGATIONS OR LIABILITIES. THE COMPANY FURTHER EXCLUDES LIABILITY FOR INCIDENTAL AND CONSEQUENTIAL DAMAGES, ON THE PART OF THE COMPANY OR SELLER. No person is authorized to give any other warranties or to assume any liabilities on the Company's behalf unless made or assumed in writing by the Company; and no other person is authorized to give any warranties or to assume any liabilities on the seller's behalf unless made or assumed in writing by the seller.

Remedies Under State or Provincial Law: Any suit for breach of this Limited Warranty must be initiated within one year after breach. Some States and Provinces do not allow the exclusion or limitation of incidental or consequential damages, so the above limitation or exclusion may not apply to the owner. This warranty gives the owner specific legal rights, and he may also have other legal rights which may vary by state or province.

RECORD OF OWNERSHIP

Upon receipt of new vehicle by original owner, complete the following: I have read this Warranty Brochure and fully understand the warranty coverage, and the limitations and exclusions. I acknowledge that I have received a copy of the Owner's Limited Warranty and I accept the terms described herein.

_____	_____
Customer Signature	Date
_____	_____
Owner's Address	City State/Prov Postal Code
_____	_____
Bus Model	Vehicle Identification Number
_____	_____
Engine Number	Engine Serial Number
_____	_____
Date Delivered to User (DTU)	Odometer Reading at Delivery

IMPORTANT: The information contained in this Warranty Policy explains the coverage provided on your new IC Bus™ brand vehicle. This policy should be kept in the vehicle for presentation to the Dealer when you request warranty services. Any provisions of this Limited Warranty that are prohibited or not enforceable in any jurisdiction shall be, as to such jurisdiction, ineffective to the extent of such prohibition or non-enforceability without invalidating the remaining provisions hereof, and any such prohibition or non-enforceability in any jurisdiction shall not invalidate or render non-enforceable any such provisions in any other jurisdiction. All claims under this Limited Warranty must be submitted in writing to an authorized IC Bus dealer within the warranty period as stated herein. If you have questions regarding this Limited Warranty, contact IC Bus, LLC dealer. To locate nearest dealer, visit the IC Bus website www.ICBus.com.

EFFECTIVE WITH VEHICLES BUILT MARCH 01, 2017 OR LATER

LIMITED WARRANTY FOR SCHOOL BUS MODELS
CE Series (PB105), RE Series (PB305), BE Series (PB405)

IC Bus, LLC warrants to the original purchaser (the "Purchaser") that IC Bus, LLC brand buses and component parts thereof are, at the time of purchase, free from defects in material and workmanship and will remain free from such defects under normal use after delivery to the Purchaser as provided herein. Warranty shall begin at the time of delivery unless otherwise approved by IC Bus, LLC. The delivery limitations as set forth herein shall run from the date of delivery to the Purchaser in the United States of America and Canada. The remedy available under this Limited Warranty is non-cumulative in nature and is limited to repair or replacement at IC Bus, LLC option of the bus or component parts thereof that are returned to locations approved by IC Bus, LLC transportation charges prepaid, and which IC Bus, LLC examination disclosed to its satisfaction to be defective. IC Bus, LLC, at its option, will repair or replace any part of this vehicle which proves defective in material and/or workmanship in normal use and service, with new or ReNEWed parts. Exceptions are listed below under *What Is Not Covered*.

This warranty is automatically transferred to subsequent owners at no charge. Visit your local IC Bus Dealer for name and address change information.

COMPONENT COVERAGE

The components described below are given additional warranty coverage of variable time periods and distance traveled limitations, as shown in the *Warranty Coverage Schedule*.

1. Frame Rails and Crossmembers
2. Body/Cowl Structure
 - Body Structure defined as the steel body frame (which includes the roof, metal floor, sides and front and rear sections only).
 - As to items not considered Body Structure include but are not limited to the following: doors, corner moldings, inner ABS panels, interior wall, plywood, floor covering, windows, and trim moldings.
3. The Body/Cowl is warranted against perforation due to corrosion, except for perforation caused by industrial chemicals and/or corrosion caused by use in a corrosive industrial environment.
4. Navistar Diesel Engine Coverage Includes: Navistar Diesel Engine block, cylinder heads, internally lubricated components fuel pump, high pressure pump, turbocharger, water pump, air compressor, injectors/nozzles; electronic engine modules, engine relays, engine sensors and regulators required for electronic engine operation, and certain aftertreatment components. Excluding: attaching accessories (e.g., fan clutch, alternator, starter, etc.), and externally mounted electrical and filtration systems.
5. Power Solutions International 8.8L Propane Engine Coverage Includes: Engine block, cylinder heads, internally lubricated components, water pump, air compressor, injectors/nozzles, fuel system components; electronic engine modules, engine relays, engine sensors and regulators required for electronic engine operation, exhaust catalyst. Excluding: attaching accessories (e.g., fan clutch, alternator, starter, etc.)
6. Spicer front & rear axles and propeller shaft, when used with Allison transmission; excluding brakes, wheel ends axle shafts, controls & attachments.

THE PROVISIONS HEREOF CONSTITUTE THE EXCLUSIVE AND COMPLETE WARRANTY BY IC BUS, LLC ON IC BUS™ BRAND BUSES AND COMPONENT PARTS THEREOF MANUFACTURED BY IT, OR APPROVED BUS BODY CONTRACT MANUFACTURERS AND IS IN LIEU OF ALL OTHER OBLIGATIONS OR LIABILITIES OF IC BUS, LLC WHETHER EXPRESS OR IMPLIED.

Note: The customer has 365 days and up to a maximum of 100,000 miles (160,000 km) from DTU (delivery to end user) to purchase an extended warranty on the unit. For extended warranty purchases between 181 and 365 days from DTU and <100,000 miles (160,000 km) an additional fee will be assessed. See your local IC Bus dealer for details.



Items Covered	Months	Miles/Km (000)
BASIC VEHICLE COVERAGE		
Basic Vehicle Warranty	12	Unlimited
Towing (Chassis related issues)	3	Unlimited
Towing (Vehicles with Navistar built engine failures only)	24	Unlimited
Towing (Vehicles with Power Solutions International, Inc. 8.8L Propane engine failures only)	60	Unlimited
Towing (Vehicles with Power Solutions International, Inc. 8.8L Gasoline engine failures only)	60	Unlimited
COMPONENTS		
Frame Rails and Crossmembers	60	Unlimited
Body/Cowl Structure (Roof, Metal Floor, Sides and Front and Rear Sections)	60	Unlimited
Body/Cowl Perforation Corrosion	60	Unlimited
Bumper Corrosion and Paint Delamination	36	Unlimited
Body/Cowl/Hood Paint Delamination	60	Unlimited
Brightwork, Chassis Paint and Corrosion	6	Unlimited
IC Bus, LLC Factory Installed Air-Conditioning (IC Air)	30	Unlimited
SEATS***IC Bus manufactured Seats Only		
Foam	48	50/80
Upholstery	24	24/40
Frame and Barriers	60	Unlimited
ENGINE*		
Power Solutions International, Inc. 8.8L Propane Engine	60	Unlimited
Power Solutions International, Inc. 8.8L Gasoline Engine	60	Unlimited
DRIVETRAIN**		
Eaton Precision Transmission	12	Unlimited
Spicer - 3 Part Dana Drivetrain (Front & Rear Axles, Propeller Shaft, When Used With Allison Transmission Only)	48	50/80
Meritor Axles	48	75/120

WHAT IS NOT COVERED

AFTER THE FIRST 90 DAYS FROM DELIVERY TO USER (DTU):

- Correction of loose fasteners, squeaks, rattles and unusual noises.
- Towing (vehicles with non-engine failures only)
- Adjustments (e.g., headlights, brake/clutch adjustments, steering system adjustments, coolant levels, doors).

COMPONENTS / ITEMS:

- Warranted by their respective manufacturers (e.g., non Navistar brand engines, tires & tubes, Allison Transmissions, Hybrid electric, lubricants, etc.)
- Bodies, equipment and accessories installed by other than authorized IC Bus employees at IC Bus manufacturing plants.
- Front and rear axle alignment.
- Front & Rear axle coverage excludes brakes, wheel ends, axle shafts, controls & attachments.

REPAIRS:

- Maintenance-related items/repairs or those as a result of normal wear and tear, including tune-ups, brake/clutch lining, windshield wiper blades, tire balancing, lubrication and other similar procedures/parts required to keep vehicle in good working condition.
- To any part of the vehicle subjected to misuse, negligence, improper maintenance, improper operation, or which is the result of an accident.
- Fade, runs, mismatch or damage to paint, trim items, upholstery, chrome, polished surfaces, etc., resulting from environmental causes, improper polishes, cleaners or washing solutions, or chemical and industrial fallout.
- In which power train, propeller shaft and suspension sales guidelines (specifications) are not strictly adhered to by all owners and operators of this vehicle.

OTHER:

- Vehicles sold and/or operated outside the United States and Canada.
- Vehicles/components that have had unauthorized alterations or modifications.
- Vehicles on which the odometer reading has been altered.
- Loss of time or use of the vehicle, loss of profits, inconvenience, or other consequential or incidental damages or expenses.
- Replacement of defective parts with parts other than those provided by IC Bus, LLC.

This warranty does not apply, or include coverage for defects attributable to the following:

- (a) Damage resulting from: (i) misuse, abuse, accident, neglect, negligence, vandalism, fire, riot, war, or Acts of God;
- (b) (ii) Structural or other modifications or alteration without prior express written authorization by IC Bus, LLC; (iii) Repair or attempted repair by unauthorized persons; (iv) Replacement of original components with substitutes without prior express written authorization by IC Bus, LLC; (v) Failure to perform routine preventative maintenance as customarily accepted within the industry or failure to provide proof of such preventative maintenance having been performed; (vi) Exposure to corrosives, contaminants, chemicals, salt, irradiation or atmospheric or environmental conditions; (vii) Usage or loading in excess of recommended capacities or in non-standard applications, including off-road.
- (c) Fading or discoloration of paint, lettering or decals.
- (d) Effects of aftermarket installation and aftermarket parts installed by the dealer or customer.

*Emission Coverage: Refer to engine operator's manual for emission coverage.

**Drivetrain:

- Allison Transmissions products or Transynd lubricants and fluids are not covered under this warranty. For warranty information see: www.allisontransmission.com/publications/
- For specific Eaton/Fuller Warranty coverage, see supplier information: www.roadrangerwarranty.com
- For extended component warranty: www.roadranger.com/Roadranger/warranty/Extended_Warranty/index.htm

***For non IC Bus Manufactured seats, contact the seat supplier for their warranty coverage. For Enova charge sustaining and charge depleting standard warranty to: <http://enovasystems.com/customer-support.html>

*1/24/2019 removed MaxxFace Engines from coverage as Buses built post March,1,2017 no longer offered this engine.



Revised 4/1/2019

Telematics Data Disclosure

Your Navistar vehicle may include an activated telematics subscription service. By accepting this Limited Warranty you consent to our collection and use of data from your vehicle as set forth at www.oncommandconnection.com on behalf of yourself and any vehicle operators and passengers. Navistar, Inc. or its affiliates will collect and send diagnostic and system data from your vehicle and use it for various purposes as further set forth in our Privacy Policy, posted at www.oncommandconnection.com, such as improving the uptime for your vehicle, improving our vehicles in the future, and reducing warranty events. If you choose not to allow Navistar to access your data, you may suspend your subscription at www.InternationalTrucks.com/Opt-Out

TOW COVERAGE \$550 PER INCIDENT

This service contract for **Towing option(s)** provides coverage for 24 months or unlimited miles/kilometers traveled from new vehicle delivery date, whichever expiration occurs first.

During this period, Navistar, Inc. ("Navistar") will pay for a service call and/or towing to the nearest IC Bus, International[®] or Cummins dealer WITH A NAVISTAR OR CUMMINS WARRANTABLE AND MISSION-DISABLING UNSAFE OPERATING CONDITION FAILURE. Coverage of Cummins failure begins AFTER the expiration of the Cummins second year of standard tow coverage for school bus if an additional Cummins service contract is active in Navistar Service Portal. Maximum liability for Navistar, per incident, is \$1,100. Exceptions are listed herein under section *What is Not Covered*.

WHAT IS NOT COVERED**Repairs:**

- Towing in connection with a failure that is NOT warranted with Cummins or Navistar.
- Any expense over the \$550 maximum liability, per incident.

Other:

- Buses sold and/or operated outside the United States and Canada.
- Buses /components which have had unauthorized alterations or modifications.
- Buses on which the odometer reading has been altered.
- Loss of time or use of the bus, loss of profits, inconvenience, or other consequential or incidental damages or expenses.
- Incidental or consequential costs or expenses which the owner may incur as a result of a malfunction or failure covered by this warranty, such as vehicle damage, communication expenses, meals, lodging, overtime, loss of use of engine or vehicle ("downtime"), loss of time, inconvenience, cargo loss or damage, and other similar costs and expenses.

OBTAINING SERVICE

To obtain service under this Service Contract, return this vehicle to any IC Bus or International[®] truck dealer authorized to service this model bus and engine. To locate an authorized dealer near you, please call the Navistar Customer Service Center at 800-44-TRUCK (800-448-7825).

DISCLAIMER

FOLLOWING THE EXPIRATION OF THE STANDARD NAVISTAR LIMITED WARRANTY AND DURING THE PERIOD OF THIS SERVICE CONTRACT, NO WARRANTIES OR ADDITIONAL COVERAGE ARE GIVEN BEYOND THOSE DESCRIBED HEREIN. THIS EXTENDED WARRANTY IS IN LIEU OF ALL OTHER WARRANTIES, EXPRESSED OR IMPLIED, EXCEPT FOR THE APPLICABLE STANDARD NAVISTAR LIMITED WARRANTY FOR YOUR VEHICLE. NAVISTAR SPECIFICALLY DISCLAIMS WARRANTIES OF MERCHANTABILITY AND FITNESS FOR A PARTICULAR PURPOSE, ALL OTHER REPRESENTATIONS TO THE USER/PURCHASER, AND ALL OTHER OBLIGATIONS OR LIABILITIES. NAVISTAR FURTHER EXCLUDES LIABILITY FOR INCIDENTAL, SPECIAL, INDIRECT AND CONSEQUENTIAL DAMAGES, ON THE PART OF NAVISTAR OR SELLER. No person is authorized to give any other warranties or to assume any liabilities on Navistar's behalf unless specifically made or assumed in writing by Navistar; and no other person is authorized to give any warranties or to assume any liabilities on the seller's behalf unless specifically made or assumed in writing by the seller.

Remedies Under State or Provincial Law: Some States and Provinces do not allow the exclusion or limitation of incidental or consequential damages, so the above limitation or exclusion may not apply to the owner. This warranty gives the owner specific legal rights, and he may also have other legal rights which may vary by state or province.

Navistar, Inc., except in Canada where it is Navistar Canada, Inc.

**RE/CE BUS EXTENDED VEHICLE COVERAGE
INCLUDING BUS BODY**

This **Extended Vehicle Coverage Including Bus Body option(s)** provides coverage for time or distance traveled from new vehicle delivery date, whichever expiration occurs first.

During the period selected, Navistar, Inc. will repair or replace any of the covered components as defined below which proven defective in material and/or workmanship in normal use, with new or ReNEWed parts. Exceptions are listed herein under *What is Not Covered*.

GROUP 01 - FRAME AND BUMPER

067 - Carrier, Tire	306 - Outtrigger, Bus Platform	581 - Bumper Frame
071 - Bumper	Mounting	660 - Rail, Frame Side
211 - Bracket or Mounting	307 - Crossmember	739 - Reinforcement or Gussets
	309 - Crossmember, Engine	

GROUP 02 - FRONT AXLE

016 - Arm, Steering	353 - Fitting/Zerk	667 - King Pin & Bushing
032 - I-Beam, Front Axle	535 - Knuckle, Steering	799 - Seal, King Pin

GROUP 03 - SUSPENSION

062 - Equalizer / Rocker Arm and Bushing	264 - Control (Air Suspension Only)	468 - Spring Leaf Assembly
066 - Torque Arm & Bushing Assembly	341 - Bracket, Shock Absorber Mounting	584 - Bracket Assembly, Spring
074 - Walking Beam & Bushing Assembly	406 - Bolt, Center	646 - Shackles, Pins & Bushing
203 - Air Bag Assembly	437 - Suspension Air Control Manifold Assembly	711 - Crossmember, Rear Suspension
	438 - Suspension, ECM	769 - Sway Bar Assembly
		804 - Stop, Axle

GROUP 04 - BRAKES

003 - Tank, Air, Vacuum	429 - Cable/Linkage, Parking Brake	811 - Relay/Magnetic Switch
005 - Knob	461 - Linkage / Cam / Camshaft, Wheel Brake Actuating	812 - Valve, Modulator
007 - Pumps	462 - Linkage/Pedal/Spring Brake Actuating	816 - Sender, Wheel
009 - Accumulators	511 - Power Assist Unit	826 - Caliper
010 - Hydraulic Power Brake (HPB) Unit	617 - Backing Plate/Anchor/Dust Shield	840 - Caliper Bracket
012 - Solenoid Valve	634 - Pump, Back-Up (Less Motor)	842 - Switch, Flow
013 - Adjuster, Slack	636 - Motor, Back-Up	846 - Switch, Back-Up Motor
020 - Cylinder, Self Actuate Hydraulic Release	643 - End Cover, Unloader Valve Air Dryer	847 - Switch, Pressure Differential
036 - Adjuster Assembly, Automatic	662 - Spring, Brake Shoe Return	848 - Module, Monitor
105 - Bracket, Brake Chamber	747 - Spring Applied Air Release (Saar) Canister	851 - Valve, Spring Brake Control
231 - Chamber	751 - Sensor, Steering Angle	852 - Brake Assembly, Drive Line
232 - Diaphragm, Chamber	753 - Sender, Stability Control	909 - Harness, Cab
255 - Cylinder, Master	801 - Control Unit, Electronic ECU	913 - Valve, Foot Control or Pedal
390 - Reservoir		920 - Valve, Hand Control
392 - Switch, Fluid Level		923 - Harness, Front End (Wires/Connectors/Term)
397 - Governor and Mounting, Air		932 - Valve, Front Wheel Limiting & Mounting
428 - Lever/Pedal, Parking Brake		

940 - Harness, PDM
Distribution

GROUP 05 - STEERING

018 - Arm, Pitman
069 - Link, Drag
164 - Column Assy. &
Mounting, Steering
167 - Wheel Mechanism, Tilt
Steering
206 - Couplings/U-Joint,
Steering Shaft

GROUP 06 - PROP SHAFT

101 - Bearing
165 - Mounting, Bearing

GROUP 07 - EXHAUST

107 - Assembly, Basic
143 - Bracket/Support,
Mounting
426 - Guard / Heat Shield

GROUP 08 - ELECTRICAL

005 - Knob
018 - Alternator Assembly
038 - Multiplex Signal Module
(MSM)
041 - Telematics Control
Module (TCM)
049 - Switch, SOS
059 - Regulator, Voltage
063 - Solenoid Base, Pneumatic
Accessory
065 - Solenoid Unit, Pneumatic
Accessory
073 - Amplifier, Pyrometer
074 - Gauge, Voltmeter
076 - Gauge, Fuel Level
088 - Gauge, Oil Pressure
(Electrical)
097 - Gauge, Coolant
Temperature (Electrical)
099 - Gauge, Ammeter
109 - Gauge, Engine Oil
Temperature
110 - Gauge, Pyrometer
111 - Gauge, Rear Axle Oil
Temperature
116 - Gauge, Speedometer
(Electrical)
117 - Gauge, Tachometer
(Electrical)
118 - Gauge, Transmission Oil
Temperature
124 - Sender, Fuel Level

944 - Valve, Quick Release
955 - Pully

252 - Wheel, Steering
311 - Gear Assembly, Steering
314 - Gasket, Power Steering
Pump Mounting
316 - Wheel Mechanism,
Telescoping Steering
370 - Bracket/Mounting,
Steering Gear

391 - Joint, Universal
475 - Boot / Clamp, Slip Joint

533 - Tail Pipe, Exhaust Gas
Cooler
551 - Pipe, Crossover
576 - Pipe & Flange, Exhaust

127 - Tachometer/Trip Recorder
(Elec Driven)
155 - Sender, Pyrometer
156 - Sender, Rear Axle Oil
Temperature
159 - Sender, Transmission Oil
Temperature
202 - Motor, Starter
217 - Solenoid, Starter Motor
221 - Bezel/Cover Plate
223 - Circuit Board
224 - Switch, Speedometer /
Tachometer Dip
(Reprogramming Only)
225 - Panel, Circuit
Breaker/Relay/Fuse
226 - Mounting, Circuit
Breaker/Relay/Fuse Panel
251 - Harness, Coiled Ribbon
(Clock Spring)
266 - Switch, Clutch
269 - Module, Coolant Probe
270 - Probe, Coolant Level
284 - Antenna and Lead-In
347 - Mounting
372 - Module, Pyrometer
373 - Module, Ammeter
374 - Circuit Housing,
Speedometer / Tachometer
375 - Sender, Air Pressure
388 - Lamp Assembly

990 - Wiring

555 - Cylinder Assembly &
Valves
653 - Cooler Assembly, Oil
701 - Pump Assembly
757 - Reservoir Assembly
818 - Valve, Control
955 - Pulley

478 - Shaft
703 - Yoke/Spline

615 - Pipe/Stack, Tail
775 - Cap, Stack
824 - Pipe, Flex

401 - Clean Power Cable
(Battery To Cab)
404 - Flasher
405 - Beeper, Hydraulic Brake
Warning
407 - Alarm, High Water
Temp/Low Oil Press.
408 - Beeper, Low Air Pressure
418 - Regulator & Motor
Assembly
424 - Hourmeter
430 - Odometer
487 - Horn Assembly
499 - Contact Ring/Button, Horn
508 - Monitor, Driver Display
Unit
510 - Sensor, Radar Side/Front
512 - Display, Side Sensor
514 - Sensor, Turn Assembly
516 - Magnet, Turn Sensor
Assembly
518 - Harness, Side Sensor
585 - Automatic Headlight
Sensor
586 - Antenna, Tire Pressure
Monitor
587 - Brake Stroke Chamber
W/Sensor
588 - Display, Vehicle
Information
589 - Fuel Filter Restriction
Globe W/Sensor

595 - Module/Controller, Tire Pressure Monitor
596 - Module, Vehicle Sensor
598 - Batteries, Jumper Cable
599 - Sensor, Brake Pad Wear
601 - Wheel Module, Tire Pressure Monitor
607 - Switch, Air Horn
608 - Clock
609 - Switch, Cruise On/Off
618 - Switch, Cruise Set/Reset
620 - Switch, Engine Brake On/Off
621 - Switch, Headlight Interrupt
623 - Switch, Marker Interrupt
624 - Switch, Radio
628 - Switch, Transmission Mode
629 - Switch, Transmission Shift
637 - Alarm, Back-Up
705 - Solenoid, Air
718 - Solenoid

GROUP 09 - COOLING

012 - Solenoid Valves
022 - Core
026 - Shutter Assembly
047 - Hose/Pipe, Radiator
064 - Tank & Neck, Radiator
083 - Shroud Clamp
085 - Shroud Mounting Bracket
091 - Shroud, Engine Mounted
108 - Cylinder Assembly, Actuating
123 - Mounting, Radiator
136 - Motor
142 - Rod Assembly, Control

GROUP 10 - INSTRUMENTS

053 - Head Assembly

GROUP 11 - CLUTCH

059 - Bearing and Sleeve Assembly, Release
101 - Cylinder, Master
133 - Cylinder, Slave

GROUP 12 - ENGINE

222 - Solenoid
740 - Blade Assembly, Fan
744 - Fan Drive, Viscous
746 - Fan Drive, On/Off
748 - Control, Fan Clutch
750 - Pulley, Fan
802 - Sart Module

743 - Clean Power Cable (Batt to Engine Connect)
745 - Daytime Running Light Switch
758 - Central Processing Unit (CPU)
783 - Compass, Electronic
784 - Thermometer, Electronic
797 - Clean Power Cable (Batt to Transmission)
811 - Relay/Magnetic Switch
815 - Switch, Key/Ignition
821 - Switch, Push Button Starter
828 - Switch, Dimmer
835 - Switch, Back-Up Light
840 - Switch, Neutral Start
848 - Module Monitor
850 - Switch, Low Oil Pressure
854 - Controller, Esc
863 - Switch, Stoplight (Air)
864 - Switch, Stoplight (Hydraulic)

176 - Shroud
197 - Shutterstat
210 - Glass, Sight
211 - Tank & Mounting, Surge
222 - Solenoid
240 - Motor / Pump
427 - Bottle and Hose, Coolant Recovery
504 - Fan Module
616 - Cooler, In Tank Oil
701 - Pump Assembly
740 - Blade Assembly, Fan
755 - Electronic Fan Controller

292 - Fork and Cross Shaft, Clutch Release
349 - Lever Assembly, Relay
403 - External Linkage

811 - Relay/Magnetic Switch
814 - Pedal Assembly, Accelerator
828 - Front Mount/Bolt
836 - Rear Mount/Bolt
865 - Switch, Temperature

865 - Switch, High Water Temperature
870 - Switch, Low Air Pressure
871 - Switch, Low Coolant Level
872 - Switch, Parking Brake
884 - Switch, Headlight
885 - Switch, Marker/Interrupt
886 - Switch, Turn Signal
887 - Programming
907 - Actuator, Switch Pack
908 - Switch Pack (Base)
909 - Harness, Cab Wires Conn's & Terminals
923 - Harness, Front End (Wires, Connectors And
940 - Harness, PDM Distribution
955 - Pulley
996 - Monitor, Battery Run Down Protection

756 - Hydraulic Fluid Reservoir
767 - Oil Cooler (Oil-To-Air)
811 - Relay/Magnetic Switch
852 - Pipe, Charge Air Cooler
865 - Switch, Temperature
909 - Harness, Cab (Wires/Connectors/Term)
925 - Charge Air Cooler, Chassis Mounted
940 - Harness, PDM Distribution

440 - Self Adjusting Mechanism
462 - Pedal
639 - Intermediate Plat
862 - Plate Assembly, Pressure

905 - Bracket, Air Compressor Mtg.
909 - Harness, Cab (Wires/Connectors/Term)
911 - Bracket, Alternator Mtg.
914 - Bracket, Refrigerant Compressor Mounting

919 - Bracket, Power Steering
Pump Mounting
930 - Coupling, Accessory
Drive

938 - Gear, Power Steering
Pump Driver
946 - Tensioner, Belt
955 - Pulley/Idler/Bearing

GROUP 13 - TRANSMISSION

114 - Case
125 - Flange, Companion
138 - Block, Resistor
139 - Housing, Bell
191 - Retainer, Bearing
313 - Detent Poppet Ball &
Spring

616 - Cooler, Oil (Oil-To-Air)
677 - Line, Oil Cooler
785 - Linkage/Cable, Remote
Shift Control
825 - Switch, On/Off
839 - Switch, Brake
866 - Mounting

909 - Harness, Cab (Wires,
Connectors & Term)
940 - Harness, PDM
Distribution

GROUP 14 - REAR AXLE

013 - Adjuster, Slack
016 - Arm, Steering
068 - Spring, Lift
135 - Flange/Yoke, Comp
147 - Carrier
170 - Housing, Axle
203 - Air Bag Assembly
216 - Stud
231 - Chamber
265 - Control (Air Suspension
Control)
323 - Hanger and Crossmember
Assembly

357 - Bearings, Internal (Axle
Carrier)
376 - Gears, Bushings & Cross,
Differential
395 - Differential, Limited Slip
424 - Bolt, Ring Gear
441 - Wheel End Gearboxes
448 - Gears, Helical
472 - Gears, Planetary
496 - Gears, Ring & Pinion
590 - Shaft, Helical Drive Gear
606 - Clutch, Sliding
619 - Control, Air Shift

630 - Cylinder, Air Shift
654 - Fork, Shift
679 - Motor, Air Shift
707 - Bearing/Ret, P.D.
713 - Pump, Oil
719 - Case, P.D. Diff.
730 - Gears/Bushing & Cross
Power Divider
747 - Tank, Air Or Vacuum
969 - Knuckle, Steerable
970 - King Pin, Knuckle

GROUP 15 - FUEL SYSTEM

011 - Cap/Scoop, Air Inlet
014 - Box/Water Separator, Air
Inlet
026 - Pipe, Air Inlet
029 - Control System, Air Inlet
Temperature
142 - Pre-Heater Element
143 - Valve, Drain
144 - Valve, Check
145 - Cap, Vent

146 - Pump, Primer
147 - Collar
148 - Body
177 - Filler Neck/Cap & Gasket
196 - Sensor, Water in Fuel
216 - Bracket, Stack Mounting
263 - Air Intake Grill
479 - Finish (Metal)
500 - Bracket & Bolts,
Mounting

637 - Tank Body
787 - Tube, Fuel Outlet
857 - Indicator, Air Restriction
890 - Transfer Pump, Electric
(Tank to Tank)
892 - Valve/Control, Fuel Tank
909 - Harness, Cab Wires
Conn's & Terminals
976 - Vent, Air
988 - Guard, Crash

GROUP 16- CAB

006 - Stop, Hood
018 - Bezel, Head or Tail Lamp
027 - Step, Cab
053 - Cable, Hood
071 - Channel, Glass Run
078 - Remote Control/Cable,
Door
086 - Crossmember, Cab
Mounting
102 - Cab Tilt Lock Mechanism
103 - Cab Tilt Hinge
Mechanism
104 - Cowl/Firewall/SC or FC
Platform

121 - Suspension, Sleeper Bunk
122 - Cylinder, Lift
123 - Latch Assembly
129 - Cabinets
130 - Door
131 - Window, Sleeper
135 - Cylinder, Lift
139 - Door Assembly, Radiator
Access
146 - Shade, Sun
248 - Grille Assembly
264 - Handle, Grab
265 - Handle, Hood
282 - Hinge

291 - Hinge, Hood/Engine
Access Door Hatch
295 - Hood Guides
300 - Bunk Occupant Restraint
Strap/Tent
301 - Cowl Tray
309 - Hood
329 - Insulation
330 - Shield, Sound
336 - Insulation, Engine
Compartment
345 - Latch & Exterior Handle
362 - Latch, Hood

368 - Latch, Doghouse
Panel/Engine
398 - Map Pocket, Passenger
Door
409 - Air Intake Baffle/Water
Sep. Baffle
421 - Mirror, Spot
423 - Mirror, Exterior (Basic)
433 - Mirror, Interior
459 - Mounting, Front Cab
463 - Mounting, Intermediate
Body
468 - Mounting
546 - Panel, Back
555 - Doghouse Panel/Engine
Cover
567 - Panel, Floor
568 - Panel, Halo
569 - Panel, Engine Surround
584 - Panel, Instrument
611 - Panel, Splash
619 - Panel / Skin
625 - Rivet/Fastener
627 - Weld

637 - Structure
666 - Regulator & Handle,
Window
675 - Arm Rest
684 - Roof
721 - Spring/Shock Absorber &
Mounting, Cab
739 - Stop Assembly, Door
748 - Sub-Frame
799 - Console
802 - Manifest Box/Door Pouch
804 - Trim, Interior
805 - Trim, Bunk
806 - Mirror, Interior
807 - Under Bunk Lift Assist
Shock
811 - Relay/Magnetic Switch
(Electric Mirror)
825 - Switch, Electric Mirror
833 - Valve, Control
844 - Ventilator
855 - Visor, Sun
877 - Vent Window & Seal
896 - Trim, Hood

909 - Harness, Cab
(Wires/Connectors/Term)
926 - Shor Power Connection
928 - Door, Hood / Engine
Access
929 - Hinge / Bracket, Front
Hood Mounting
934 - Reinforcement, Hood
935 - Torsion Bar, Hood Assist
936 - Latch, Engine Access
Door
958 - Bracket, Sun Shade
Mounting
972 - Panel, Rear Trim
973 - Panel, Door Trim - Driver
Side
974 - Panel, Door Trim -
Passenger Side
975 - Holder, Cup
991 - Motor, Mirror
992 - Heater, Mirror
994 - Bracket, Mirror

GROUP 17 - WHEELS

031 - Disc Wheel
087 - Hub (Disc Wheel)
108 - Rim (Demountable)
386 - Spoke Wheel

GROUP 18 – SCR AFTERTREATMENT

045 - Hose, Pump to Tank
Supply / Suction
046 - Hose, Pump to Tank
Return
047 - Hose, Pump to Doser /
Injector
124 - Sensor Assembly, Def
Tank
177 - Cap, Filler Tank
180 - Cover, Supply Module
181 - Heater, Tank
350 - Hose, Tee to Doser
351 - Hose, Doser To Tee
500 - Bracket/Strap, Def Tank
501 - Bracket, Supply Module
Pump
502 - Bracket, ACM
565 - Wiring, (Sensor)
637 - Tank, Diesel Exhaust
Fluid
787 - Pickup, Tank
793 - Tank Def, Coolant Flow
Valve
801 - Module, PDM
906 - Wiring, ACM
907 - Wiring, Supply Module
908 - Wiring, Heated Line
909 - Wiring, Head Unit

GROUP 19 - ACCESSORIES

001 - Fan, Defroster
015 - Clutch, Compressor
028 - Compressor/Reciprocating
029 - Compressor/Rotary
043 - Condenser
045 - Linkage, Wiper
070 - Switch, Radiator
Fan/Shutter Override
076 - Core (Heater)
094 - Evaporator
100 - Meter Assembly, Engine
105 - Wheel, Blower
138 - Block, Resistor
149 - Accumulator/Dryer
182 - Valve, Expansion
183 - Valve, Rear Expansion
187 - Ducting, Air
Cond/Heater/Defroster
197 - Horn Assembly
214 - Valve, Control
251 - Harness, Coiled Ribbon
(Clock Spring)
310 - A/C O Ring
317 - Schrader Valve, Low Side
318 - Schrader Valve, High Side
325 - Solenoid, Pneumatic
327 - Switch, Air Horns
331 - Electric Air Compressor,
Seat
343 - Shock, Seat
344 - Adjuster Assembly, Seat
351 - Frame, Seat
353 - Fitting
354 - Control, Air Seat
355 - Mounting/Housing (Main
Case)
363 - Bag, Air
381 - Retractor, Seat Belt
386 - Belt, Seat
411 - Plate, Fifth Wheel
417 - Control, Fifth Wheel

435 - Heater Assembly, Engine
436 - Socket, Engine Heater
443 - Back-Up Camera
472 - Reservoir
506 - Lock Cylinder, Fifth Wheel
632 - HVAC Hose, Under Cab to Rear
675 - Rest, Arm
708 - Module, Blower Speed LPM
709 - Module, HVAC Control
733 - Actuator, Motor/Door - Blend Air

734 - Actuator, Motor / Door – Fresh Air
735 - Actuator, Motor/Door - Air Distribution
763 - Sensor, Refrigerant Pressure
764 - Thermistor, Inlet
765 - Thermistor, Outlet
807 - Module, Vehicle Personality (VPM)
825 - Switch
826 - Switch, Bunk-On/Off
827 - Switch Bunk-Temperature Control

830 - Switch, Intermittent
837 - Switch, Clutch
838 - Switch, Set-Resume
849 - Module, Diagnostic - APADS
880 - Switch, Pressure-Low
881 - Switch, Pressure-High
882 - Switch, Thermostatic
885 - Freeze Sensor
909 - Harness, Cab (Wires, Connectors and Terminals)
923 - Harness, Front End (Wires/Connectors/Term)

GROUP 22 - GENESIS BODY - COMP

001 - Fan, Defroster
040 - Bows
042 - Cowl, Front
044 - Frame, Rear
046 - Rails, Drip
048 - Rails, Seat
050 - Spacers, Bow
052 - Steps
055 - Bumper, Front
056 - Bumper, Rear
060 - Header, Entrance Door
061 - Frame, Entrance Door
062 - Drivers Seat Sub-Frame (K Frame)
063 - Frame, Side Emergency Door
064 - Frame, Rear Emergency Door
065 - Frame, Lift Door
066 - Frame, Body to Cab Floor
067 - Frame, Body to Cab Roof
068 - Frame, Davenport
080 - Bars, Light
082 - Bumpers, Header
084 - Caps, Inside
086 - Insulation
088 - Lining, Lower
090 - Lining, Overhead
092 - Racks, Luggage
094 - Rails Grab
096 - Rails, Shoulder
098 - Rails, Standee
100 - Reduction, Noise
120 - Bracket, License Plate
122 - Caps, Outside
124 - Caps, Post
126 - Door, Fuel
128 - Handles, Access
129 - Front Fiberglass Panel

130 - Panels, Rear Inside Window
131 - Front Sheet Metal
134 - Rails, Rub
136 - Rails, Snow
138 - Sheets, Side
140 - Skins, Rear Outside
141 - Hatch, Roof
142 - Skirts
146 - Roof Panels(Topping)
148 - Door, Engine
151 - Door, W/S Wiper
152 - Grille
200 - Electrical Access Compartment
204 - Battery, Compartment
208 - Spare Tire Compartment
212 - Luggage Compartment
214 - Safety Compartment
216 - Destination Sign Compartment
218 - Tool Compartment
239 - Controls Air
240 - Boxes, Buzzer
241 - Controls Electric
243 - Controls, Manual
244 - Devices, Hold Bac
246 - Doors, Entrance
248 - Doors, Lift – Single / Double
250 - Doors, Emer. Rear
252 - Doors, Emer. Side
254 - Handles, Door
256 - Hinges
258 - Locks, Door
262 - Vandalocks
275 - Light, Step
281 - Electric Panel
283 - Fuse Panel
284 - Horns

294 - Speakers
296 - Switches
297 - Radio
298 - Antenna
322 - Panels, Floor
326 - Sills, Floor
330 - Tiedown Bolts, Plates, J-Bolts, U-Bolts
332 - Wheel pocket Assy.
339 - Transition Panel / Cowl Filler Panel
340 - Doors, Engine Service
350 - Cross View Mirror
360 - Cover, Wheel-Pocket
364 - Moulding, Cove
366 - Treads, Step
369 - Wig-Wag
389 - Child Check Mate
402 - Window, Driver's
410 - Window, Emergency Exit
416 - Window, Split Sash
423 - Thermistor, Inlet
425 - Switch, Radiator Fan / Shutter Override
426 - Window, Split Storm
427 - Switch, Pressure - Low
429 - Clutch, Compressor
430 - A/C Compressor, Rotary
431 - Ducting, Air Conditioner
432 - Wheel, Blower
433 - Hose, A/C
434 - O-Ring, A/C
435 - Schrader Valve, Low Side
436 - Sensor, Refrigerant Pressure
437 - Switch
438 - Accumulator / Dryer
439 - Switch, Pressure - High
440 - Heater, Under Seat

441 - Harness, (Wires, Connectors, & Terminals)	471 - Harness, Power Distribution (On Flasher Plate)	544 - Red Light
442 - Heater, Rear	472 - Switch, Thermostatic	546 - Stop Light
444 - Covers/Trim, Hose	474 - Thermistor, Outlet	548 - Stop/Tail Light
445 - Control Cable	475 - Tube, Drain	550 - Strobe Light
446 - Driver's Heater	476 - Tube, Orifice	554 - Warning Light
447 - Core, Heater	478 - Motor	556 - Lift Door Light, Interior
449 - Motors, Heater	479 - A/C Electric Control Panel	558 - Lift Door Light, Exterior
450 - Stepwell Heater	480 - Panels, Modesty	560 - Cowl Mount Mirror
451 - Pump, Booster Heater	484 - Restraints, Lap	562 - Fender Mount Mirror / Rear View
453 - Condenser	488 - Stanchions	564 - Heated Mirror
454 - Fan, Condenser	493 - Harness, Left Hand Body	566 - Inside Rear View Mirror
455 - Evaporator	494 - Harness, Right Hand Body	568 - Spy Mirror
456 - Defroster Duct	495 - Harness, Flasher to Cowl	640 - Alarms, Backing
457 - Valve, Expansion	498 - Harness, Body Options External (Engine)	662 - Sign, Designation
459 - Fitting / Pipe (A/C)	499 - Microphone	682 - Crash Barrier Frame
460 - Harness, Front End	501 - Harness, Dash	684 - Belts, Seat
462 - Relay / Magnetic Switch	520 - Back-Up Light	692 - Passenger Seat Frame
463 - Schrader Valve, High Side	524 - Instrument Cluster Light	694 - Shields, Courtesy
464 - Harness, Flasher Plate	526 - Directional Light	697 - Flip Seat Frame
465 - Harness, LH Switch Panel	528 - Directional, Side Light Assembly	720 - Stop Arm
466 - Harness, Rh Switch Panel	534 - Fog Light	726 - Gates, Crossing
467 - Harness, Over Head Switch Panel	536 - Headlights	740 - Motor, Stop Arm
468 - Valve, Water (Dash Mounted A/C Heater Unit)	540 - License Plate Light, Assembly	742 - Motor, Stop Arm Module
469 - Harness, Front Cap	542 - Marker Light	762 - Static Vent
470 - Harness, Rear Cap		810 - Motor, Drive
		812 - Washer

WHAT IS NOT COVERED

Components / Items:

- Correction of loose fasteners, squeaks, rattles and unusual noises.
- Adjustments (e.g., headlights, brake/clutch adjustments, steering system adjustments, coolant levels).
- Items warranted by their respective manufacturers (e.g., non-Navistar brand engines, tires & tubes, Allison Transmissions, clutch, batteries, radios, lubricants, etc).
- Any part that is not a Navistar part number.
- Unauthorized parts other than Navistar service parts or ReNEWed® parts.
- Bodies, equipment and accessories installed by other than authorized Navistar employees at Navistar manufacturing plants.
- Front and rear axle alignment.
- Engine, Engine Electronics, Injectors, Turbocharger.
- Hybrid Electric Components (except Hybrid/Electric Drive Cooling).

Repairs:

- Maintenance-related items/ repairs or those as a result of normal wear and tear, including tune-ups, brake/clutch lining, clutch brake, windshield wiper blades, windshield wiper nozzles, gaskets, belts, seals, tire balancing, lubrication, batteries and other similar procedures/parts required to keep vehicle in good working condition. Such maintenance items or repairs include, but are not limited to oil changes, oil filters, air filters, desiccant cartridge, fuel filters, tire rotation, cleaning/polishing, engine tune-up, adding oils, tightening of air intake and coolant clamps, ash tray, cigarette lighter element, fire extinguishers, fluorescent ballast and tubes, fuses, gladhand and gladhand rubbers, trailer hoses, hose tenders, trailer electrical cables, light bulbs, mattress, mud flaps, mud flap mounting bracket.

- Repairs to any part of the vehicle subjected to misuse, negligence, improper maintenance, improper operation, or which is the result of an accident.
- Fades, runs, mismatch or damage to paint, trim items, upholstery, chrome, polished surfaces, etc., resulting from environmental causes, improper polishes, cleaners or washing solutions, or chemical and industrial fallout.
- No coverage will be granted if Power Train, Propshaft and Suspension sales guidelines (specifications) are not strictly adhered to by all owners and operators of this vehicle.
- Accidents, acts of nature or other events beyond control of Navistar.
- Any single repair requiring less than \$40.00 parts and labor to complete.

Other:

- Vehicles sold and/or operated outside the United States or Canada.
- Vehicles/components which have had unauthorized alterations or modifications.
- Vehicles on which the odometer reading has been altered.
- Incidental or consequential costs or expenses which the owner may incur as a result of a malfunction or failure covered by this warranty, such as vehicle damage, communication expenses, meals, lodging, overtime, loss of use of engine or vehicle (“downtime”), loss of time, inconvenience, cargo loss or damage, and other similar costs and expenses.
- Replacement of defective parts, which were, not authorized Navistar equipment when first installed.
- Towing, unless additionally purchased.

OBTAINING SERVICE

To obtain service under this Service Contract, return this vehicle to any Navistar truck dealer authorized to service this model vehicle and engine. To locate an authorized dealer near you, please call the Navistar Customer Service Center at 800-44-TRUCK (800-448-7825).

DISCLAIMER

NO WARRANTIES ARE GIVEN BEYOND THOSE DESCRIBED HEREIN. THIS WARRANTY IS IN LIEU OF ALL OTHER WARRANTIES, EXPRESSED OR IMPLIED. THE COMPANY SPECIFICALLY DISCLAIMS WARRANTIES OF MERCHANTABILITY AND FITNESS FOR A PARTICULAR PURPOSE, ALL OTHER REPRESENTATIONS TO THE USER/PURCHASER, AND ALL OTHER OBLIGATIONS OR LIABILITIES. THE COMPANY FURTHER EXCLUDES LIABILITY FOR INCIDENTAL AND CONSEQUENTIAL DAMAGES, ON THE PART OF THE COMPANY OR SELLER. No person is authorized to give any other warranties or to assume any liabilities on the company’s behalf unless made or assumed in writing by the Company; and no other person is authorized to give any warranties or to assume any liabilities on the seller’s behalf unless made or assumed in writing by the seller.

Remedies Under State or Provincial Law: Some States and Provinces do not allow the exclusion or limitation of incidental or consequential damages, so the above limitation or exclusion may not apply to the owner. This warranty gives the owner specific legal rights, and he may also have other legal rights which may vary by state or province.

Navistar, Inc., except in Canada where it is Navistar Canada, Inc.

Request for Taxpayer Identification Number and Certification

**Give Form to the
requester. Do not
send to the IRS.**

▶ Go to www.irs.gov/FormW9 for instructions and the latest information.

Print or type. See Specific Instructions on page 3.	<p>1 Name (as shown on your income tax return). Name is required on this line; do not leave this line blank.</p> <p>LONGHORN BUS SALES, LLC</p> <p>2 Business name/disregarded entity name, if different from above</p>	
	<p>3 Check appropriate box for federal tax classification of the person whose name is entered on line 1. Check only one of the following seven boxes.</p> <p> <input type="checkbox"/> Individual/sole proprietor or single-member LLC <input type="checkbox"/> C Corporation <input type="checkbox"/> S Corporation <input type="checkbox"/> Partnership <input type="checkbox"/> Trust/estate <input checked="" type="checkbox"/> Limited liability company. Enter the tax classification (C=C corporation, S=S corporation, P=Partnership) ▶ C </p> <p>Note: Check the appropriate box in the line above for the tax classification of the single-member owner. Do not check LLC if the LLC is classified as a single-member LLC that is disregarded from the owner unless the owner of the LLC is another LLC that is not disregarded from the owner for U.S. federal tax purposes. Otherwise, a single-member LLC that is disregarded from the owner should check the appropriate box for the tax classification of its owner.</p> <p><input type="checkbox"/> Other (see instructions) ▶</p>	<p>4 Exemptions (codes apply only to certain entities, not individuals; see instructions on page 3):</p> <p>Exempt payee code (if any) _____</p> <p>Exemption from FATCA reporting code (if any) _____</p> <p><small>(Applies to accounts maintained outside the U.S.)</small></p>
	<p>5 Address (number, street, and apt. or suite no.) See instructions.</p> <p>911 NORTH LOOP E</p> <p>6 City, state, and ZIP code</p> <p>HOUSTON, TX 77029</p> <p>7 List account number(s) here (optional)</p>	<p>Requester's name and address (optional)</p>

Part I Taxpayer Identification Number (TIN)

Enter your TIN in the appropriate box. The TIN provided must match the name given on line 1 to avoid backup withholding. For individuals, this is generally your social security number (SSN). However, for a resident alien, sole proprietor, or disregarded entity, see the instructions for Part I, later. For other entities, it is your employer identification number (EIN). If you do not have a number, see *How to get a TIN*, later.

Note: If the account is in more than one name, see the instructions for line 1. Also see *What Name and Number To Give the Requester* for guidelines on whose number to enter.

Social security number									
or									
Employer identification number									
2	0	-	0	5	3	8	1	3	6

Part II Certification

Under penalties of perjury, I certify that:

- The number shown on this form is my correct taxpayer identification number (or I am waiting for a number to be issued to me); and
- I am not subject to backup withholding because: (a) I am exempt from backup withholding, or (b) I have not been notified by the Internal Revenue Service (IRS) that I am subject to backup withholding as a result of a failure to report all interest or dividends, or (c) the IRS has notified me that I am no longer subject to backup withholding; and
- I am a U.S. citizen or other U.S. person (defined below); and
- The FATCA code(s) entered on this form (if any) indicating that I am exempt from FATCA reporting is correct.

Certification instructions. You must cross out item 2 above if you have been notified by the IRS that you are currently subject to backup withholding because you have failed to report all interest and dividends on your tax return. For real estate transactions, item 2 does not apply. For mortgage interest paid, acquisition or abandonment of secured property, cancellation of debt, contributions to an individual retirement arrangement (IRA), and generally, payments other than interest and dividends, you are not required to sign the certification, but you must provide your correct TIN. See the instructions for Part II, later.

Sign Here	Signature of U.S. person ▶ <i>Ashley Schrader</i>	Date ▶ <i>1-13-2020</i>
------------------	---------------------------------------------------	-------------------------

General Instructions

Section references are to the Internal Revenue Code unless otherwise noted.

Future developments. For the latest information about developments related to Form W-9 and its instructions, such as legislation enacted after they were published, go to www.irs.gov/FormW9.

Purpose of Form

An individual or entity (Form W-9 requester) who is required to file an information return with the IRS must obtain your correct taxpayer identification number (TIN) which may be your social security number (SSN), individual taxpayer identification number (ITIN), adoption taxpayer identification number (ATIN), or employer identification number (EIN), to report on an information return the amount paid to you, or other amount reportable on an information return. Examples of information returns include, but are not limited to, the following.

- Form 1099-INT (interest earned or paid)

- Form 1099-DIV (dividends, including those from stocks or mutual funds)
- Form 1099-MISC (various types of income, prizes, awards, or gross proceeds)
- Form 1099-B (stock or mutual fund sales and certain other transactions by brokers)
- Form 1099-S (proceeds from real estate transactions)
- Form 1099-K (merchant card and third party network transactions)
- Form 1098 (home mortgage interest), 1098-E (student loan interest), 1098-T (tuition)
- Form 1099-C (canceled debt)
- Form 1099-A (acquisition or abandonment of secured property)

Use Form W-9 only if you are a U.S. person (including a resident alien), to provide your correct TIN.

If you do not return Form W-9 to the requester with a TIN, you might be subject to backup withholding. See What is backup withholding, later.



INTEGRATED CE S BUS

Sales Proposal For:
Medina Valley ISD

Presented By:
LONGHORN BUS SALES

Prepared For:
Medina Valley ISD
Tommy Ellison
8449 F M 471 South
Castroville, TX 78009-
(830)931 - 2867
Reference ID: 5-71p DSL CRS

Presented By:
LONGHORN BUS SALES
FRED HOKE
9100 N LOOP E
HOUSTON TX 77029 -
(713)631-9306

Thank you for the opportunity to provide you with the following quotation on a new IC Corporation vehicle. I am sure the following detailed specification will meet your operational requirements, and I look forward to serving your business needs.

Model Profile
2021 INTEGRATED CE S BUS (PB105)

APPLICATION:	School Transportation
MISSION:	Requested GVWR: 29800. Calc. GVWR: 29800 Calc. Start / Grade Ability: 28.98% / 2.64% @ 55 MPH Calc. Geared Speed: 79.2 MPH
DIMENSION:	Wheelbase: 276.00, CA: N/A, Axle to Frame: 166.00
ENGINE, DIESEL:	{Cummins B6.7 260} EPA 2017, 260HP @ 2400 RPM, 660 lb-ft Torque @ 1600 RPM, 2600 RPM Governed Speed, 260 Peak HP (Max), School Bus Only
TRANSMISSION, AUTOMATIC:	{Allison 2500 PTS} 5th Generation Controls, Wide Ratio, 6-Speed with Double Overdrive, Less PTO Provision, Less Retarder, with 33,000-lb GVW and GCW Max, School Bus
CLUTCH:	Omit Item (Clutch & Control)
AXLE, FRONT NON-DRIVING:	{Meritor MFS-10-122A} I-Beam Type, 10,000-lb Capacity
AXLE, REAR, SINGLE:	{Dana Spicer 19060S} Single Reduction, 19,800-lb Capacity, 190 Wheel Ends Gear Ratio: 6.17
TIRE, FRONT:	(2) 11R22.5 Load Range H AH37 (HANKOOK), 499 rev/mile, 75 MPH, All-Position
TIRE, REAR:	(4) 11R22.5 Load Range H AH37 (HANKOOK), 499 rev/mile, 75 MPH, All-Position
SUSPENSION, REAR, AIR, SINGLE:	{International IROS} 21,000-lb Capacity, 9.25" Ride Height, with Shock Absorbers
PAINT:	Cab schematic 100NB Location 1: 4421, School Bus Yellow (Std) Chassis schematic N/A

Vehicle Specifications
2021 INTEGRATED CE S BUS (PB105)

April 06, 2020

Code	Description
PB10500	Base Chassis, Model INTEGRATED CE S BUS with 276.00 Wheelbase, N/A CA, and 166.00 Axle to Frame.

BODY PLANS

47AMG	BODY, BUS Conventional; 78" Headroom, 34'11" Body Length, +9 Section Rear, 78 Passenger, 276 WB <u>Includes</u> : NOTE: Body Mandates Overall Vehicle Length of Greater than 40 Feet
OBD001	BODY PLAN, NON-SPECIAL NEEDS BODY PLAN REQUESTED

ENGINE

12EJW	ENGINE, DIESEL {Cummins B6.7 260} EPA 2017, 260HP @ 2400 RPM, 660 lb-ft Torque @ 1600 RPM, 2600 RPM Governed Speed, 260 Peak HP (Max), School Bus Only <u>Includes</u> : FUEL FILTER Included with Cummins B6.7 Engines Engine Mounted : FUEL/WATER SEPARATOR Fuel/Water Separator; Heated; with Water-in-Fuel Sensor. Engine Mounted
12UYE	RADIATOR Aluminum; 2-Row, Cross Flow, Over Under System, 717 SqIn Louvered, with 313 SqIn Charge Air Cooler. with In-Tank Transmission Cooler <u>Includes</u> : DEAERATION SYSTEM with Surge Tank : HOSE CLAMPS, RADIATOR HOSES Gates Shrink Band Type; Thermoplastic Coolant Hose Clamps : RADIATOR HOSES Premium, Rubber
12TSY	FAN DRIVE {Borg-Warner SA85} Viscous Type, Screw On <u>Includes</u> : FAN Nylon
12VBR	AIR CLEANER with Service Protection Element <u>Includes</u> : GAUGE, AIR CLEANER RESTRICTION Air Cleaner Mounted
12703	ANTI-FREEZE Red, Extended Life Coolant; To -40 Degrees F/ -40 Degrees C, Freeze Protection
12VVN	CRUISE CONTROL Electronic <u>Notes</u> : Cruise Control Switches Mounted on Steering Wheel are Non-Illuminated.
12WZE	EMISSION COMPLIANCE Federal, Does Not Comply with California Clean Air Idle Regulations
12WAK	ENGINE SOUND ABATEMENT PACKAGE Exterior, for International Engines with Underhood Blanket and Foam Covered Splash Shields
12VHH	FEDERAL EMISSIONS {Cummins B6.7} EPA, OBD and GHG Certified for Calendar Year 2020
12VWH	GOVERNOR Electronic Road Speed Type; for Electronic Engines and Bus Models; with 55 MPH Default
12VYV	IDLE MANAGEMENT SYSTEM Ramp Engine Speed with Air Condition On, in Neutral and Parking Brake Set, Accommodation Package
12UGN	THROTTLE, HAND CONTROL Electronic <u>Notes</u> : Cruise Control Switches Mounted on Steering Wheel are Non-Illuminated.

TRANSMISSION

Vehicle Specifications
2021 INTEGRATED CE S BUS (PB105)

April 06, 2020

Code	Description
13ARV	TRANSMISSION, AUTOMATIC {Allison 2500 PTS} 5th Generation Controls, Wide Ratio, 6-Speed with Double Overdrive, Less PTO Provision, Less Retarder, with 33,000-lb GVW and GCW Max, School Bus <u>Includes</u> : OIL FILTER, TRANSMISSION Mounted on Transmission : TRANSMISSION OIL PAN Magnet in Oil Pan
13WYY	SHIFT CONTROL PARAMETERS {Allison} 1000 or 2000 Series Transmissions, Performance Programming
13WLN	TRANSMISSION OIL Synthetic; 20 thru 28 Pints

CLUTCH

11001 CLUTCH Omit Item (Clutch & Control)

REAR AXLES, SUSPENSIONS

14AGM	AXLE, REAR, SINGLE {Dana Spicer 19060S} Single Reduction, 19,800-lb Capacity, 190 Wheel Ends . Gear Ratio: 6.17 <u>Includes</u> : REAR AXLE DRAIN PLUG (1) Magnetic, For Single Rear Axle <u>Notes</u> : The following features should be considered when calculating Rear GAWR: Rear Axles; Rear Suspension; Brake System; Brakes, Rear Air Cam; Brake Shoes, Rear; Special Rating, GAWR; Wheels; Tires. : When Specifying Axle Ratio, Check Performance Guidelines and TCAPE for Startability and Performance
14TBS	SUSPENSION, REAR, AIR, SINGLE {International IROS} 21,000-lb Capacity, 9.25" Ride Height, with Shock Absorbers <u>Notes</u> : The following features should be considered when calculating Rear GAWR: Rear Axles; Rear Suspension; Brake System; Brakes, Rear Air Cam; Brake Shoes, Rear; Special Rating, GAWR; Wheels; Tires.

FRONT AXLES

2ASH	AXLE, FRONT NON-DRIVING {Meritor MFS-10-122A} I-Beam Type, 10,000-lb Capacity <u>Includes</u> : AXLE, FRONT SQUARING to Plus or Minus .015 Inch, using a Special Fixture to Assure Parallelism of Springs <u>Notes</u> : The following features should be considered when calculating Front GAWR: Front Axles; Front Suspension; Brake System; Brakes, Front Air Cam; Wheels; Tires.
------	----------------------------------------------------------------------------------------------------------------------------------------------------------------------------------------------------------------------------------------------------------------------------------------------------------------------------------------------------------------------------------------------------------

FRONT SUSPENSIONS

3ADB	SUSPENSION, FRONT, SPRING Parabolic Taper Leaf, Shackle Type, 10,000-lb Capacity, with Shock Absorbers <u>Includes</u> : SPRING PINS Bolt and Nut Type : SPRING PINS Rubber Bushings, Maintenance-Free <u>Notes</u> : The following features should be considered when calculating Front GAWR: Front Axles; Front Suspension; Brake System; Brakes, Front Air Cam; Wheels; Tires.
------	----------------------------------------------------------------------------------------------------------------------------------------------------------------------------------------------------------------------------------------------------------------------------------------------------------------------------------------------------------------------------------------------------------

CABS, COWLS, BODIES

16010 COWL Flat Back

Vehicle Specifications
2021 INTEGRATED CE S BUS (PB105)

April 06, 2020

Code	Description
16HBA	GAUGE CLUSTER English with English Electronic Speedometer <u>Includes</u> : GAUGE CLUSTER (5) Engine Oil Pressure (Electronic), Water Temperature (Electronic), Fuel (Electronic), Tachometer (Electronic), Voltmeter : ODOMETER DISPLAY, Miles, Trip Miles, Engine Hours, Trip Hours, Fault Code Readout : WARNING SYSTEM Low Fuel, Low Oil Pressure, High Engine Coolant Temp, and Low Battery Voltage (Visual and Audible)
16HLJ	GAUGE, DEF FLUID LEVEL
16HGH	GAUGE, OIL TEMP, AUTO TRANS for Allison Transmission
16HKT	IP CLUSTER DISPLAY On Board Diagnostics Display of Fault Codes in Gauge Cluster

FRAMES

1CAC	FRAME RAILS High Strength Low Alloy Steel (50,000 PSI Yield); 10.125" x 3.062" x 0.312" (257.2mm x 77.8mm x 8.0mm); 480.1" (12195mm) Maximum OAL <u>Includes</u> : CHASSIS PAINT Chassis Painted Prior to Body Mounting : FRAME RAILS All holes Laser Aligned and Machine Punched, Powder Coated Prior to Full Assembly, Assembled in Fixture using "Grade 8" Bolts : FRAME REINFORCEMENT, SPECIAL 3.30" x 1.80" x 0.312" x 31.50" Inverted "L" in Front Shock Absorber Mounting Area
1LLE	BUMPER, FRONT Contoured, Steel, Severe Duty <u>Includes</u> : BUMPER, FRONT THICKNESS 1/4 Inch
1LNW	CROSSING GATE, FRONT Air, Yellow Blade, Bumper Mounted <u>Includes</u> : CONTROL ASSEMBLY Located Rear of Front Bumper, Heater not Required : CROSSING GATE, FRONT Matches Contour of Bumper
1SAM	CROSSMEMBER, REAR, AF (2)
1WJE	WHEELBASE RANGE 276" (700cm) Only

BRAKES

4091	BRAKE SYSTEM, AIR Dual System for Straight Truck Applications <u>Includes</u> : BRAKE LINES Color and Size Coded Nylon : DRAIN VALVE Twist-Type : GAUGE, AIR PRESSURE (2) Air 1 and Air 2 Gauges; Located in Instrument Cluster : PARKING BRAKE CONTROL Yellow Knob, Located on Instrument Panel : PARKING BRAKE VALVE For Truck : QUICK RELEASE VALVE On Rear Axle for Spring Brake Release: 1 for 4x2, 2 for 6x4 : SLACK ADJUSTERS, FRONT Automatic (with Air Cam Brakes) : SLACK ADJUSTERS, REAR Automatic (with Air Cam Brakes) : SPRING BRAKE MODULATOR VALVE R-7 for 4x2, SR-7 with relay valve for 6x4/8x6 <u>Notes</u> : Rear Axle is Limited to 19,000-LB GAWR with Code 04091 BRAKE SYSTEM, AIR and Code 04NDC BRAKES, REAR, AIR CAM Regardless of Axle/Suspension Ordered : Rear Axle is Limited to 20,000-LB GAWR with Code 04092 BRAKE SYSTEM, AIR and Code 04NCW BRAKES, REAR, AIR CAM Regardless of Axle/Suspension Ordered
------	-------------------------------------------------------------------------------------------------------------------------------------------------------------------------------------------------------------------------------------------------------------------------------------------------------------------------------------------------------------------------------------------------------------------------------------------------------------------------------------------------------------------------------------------------------------------------------------------------------------------------------------------------------------------------------------------------------------------------------------------------------------------------------------------------------------------------------------------------------------------------------------------------------------------------------------------------------------------------------------------

Vehicle Specifications
2021 INTEGRATED CE S BUS (PB105)

April 06, 2020

Code	Description
4002	BRAKE, PARKING Omit Item
4AZS	AIR BRAKE ABS {Bendix AntiLock Brake System} 4-Channel (4 Sensor/4 Modulator) Electronic Stability Program, with Automatic Traction Control
4JCJ	BRAKES, FRONT, AIR CAM S-Cam; 16.5" x 5.0"; Includes 20 Sq. In. Long Stroke Brake Chambers
	<u>Notes</u> : The following features should be considered when calculating Front GAWR: Front Axles; Front Suspension; Brake System; Brakes, Front Air Cam; Wheels; Tires.
4EXP	BRAKE CHAMBERS, FRONT AXLE {Bendix} 20 SqIn
4NDB	BRAKES, REAR, AIR CAM S-Cam; 16.5" x 7.0"; Includes 30/30 Sq.In. Long Stroke Brake Chamber and Spring Actuated Parking Brake
	<u>Notes</u> : The following features should be considered when calculating Front GAWR: Front Axles; Front Suspension; Brake System; Brakes, Front Air Cam; Wheels; Tires.
4EXU	BRAKE CHAMBERS, REAR AXLE {Bendix EverSure} 30/30 Spring Brake
4SPA	AIR COMPRESSOR {Cummins} 18.7 CFM
4EBS	AIR DRYER {Bendix AD-9} with Heater
4VCY	AIR TANK LOCATION (1) Mounted Left Side to Provide Clearance for Larger Body Builder Supplied Battery Box
4722	DRAIN VALVE {Bendix DV-2} Automatic, with Heater, for Air Tank
4WZT	GVWR LIMITATION FOR BUS with Air Brakes, Limited to 33,000-lbs Maximum to meet FMVSS 121 Requirements, for Conventional Bus

STEERING

5PSA	STEERING GEAR {Sheppard M100} Power
5708	STEERING COLUMN Tilting
5CAL	STEERING WHEEL 2-Spoke, 18" Dia., Black

DRIVELINES

6DGA	DRIVELINE SYSTEM {Dana Spicer} SPL100, for 4x2/6x2
------	----------------------------------------------------

EXHAUST SYSTEMS

7BLA	EXHAUST SYSTEM Single, Horizontal Aftertreatment Device, Frame Mounted Under Right Rail, for Single Long Horizontal Tail Pipe
7SCP	ENGINE EXHAUST BRAKE for Cummins ISB/B6.7/ISL/L9 Engine with Variable Vane Turbo Charger
7WBL	TAIL PIPE (1) Horizontal, Long, Exits Left Side Through Bumper

ELECTRICAL SYSTEMS

8000	ELECTRICAL SYSTEM 12-Volt, Standard Equipment
	<u>Includes</u> : FUSES, ELECTRICAL SAE Blade-Type : HAZARD SWITCH Push On/Push Off, Located on Top of Steering Column Cover : HEADLIGHT DIMMER SWITCH Integral with Turn Signal Lever

Vehicle Specifications
2021 INTEGRATED CE S BUS (PB105)

April 06, 2020

Code	Description
	: MISCELLANEOUS FEATURES Modular, Loom Protected, Grommets in all Applicable Body Openings, Assembled in Computer Assisted Fixture which Verifies Continuity and Correct Assembly Prior to Installation : PARKING LIGHT Integral with Front Turn Signal and Rear Tail Light : STARTER SWITCH Electric, Key Operated : TURN SIGNAL FLASHER : TURN SIGNAL SWITCH Self-Cancelling with Lane Change Feature : TURN SIGNALS, FRONT Includes Reflectors; Flush Mounted : WINDSHIELD WIPER SWITCH 2-Speed with Wash and Intermittent Feature (5 Pre-Set Delays), Integral with Turn Signal Lever : WIRING, CHASSIS Color Coded and Continuously Numbered
8GXK	ALTERNATOR {Leece-Neville BLP4006HN} Brushless, 12 Volt 325 Amp. Capacity, Pad Mount, with Remote Sense
8TTK	BATTERY BOX Steel, with Sliding Tray, 25.25" Wide, for Standard Batteries, 1-3 Battery Capacity, Mounted Left Side Behind Front Axle Perpendicular to Frame Rail
8MSG	BATTERY SYSTEM {Fleetrite} Maintenance-Free, (3) 12-Volt 1980CCA Total, Top Threaded Stud
8XAH	CIRCUIT BREAKERS Manual-Reset (Main Panel) SAE Type III with Trip Indicators, Replaces All Fuses
8TPL	COLLISION MITIGATION SYSTEM {Bendix Wingman Advanced} Adaptive Cruise Control with Collision Mitigation and Stationary Object Alert; Includes Front Antenna, Driver Display
8WXB	HEADLIGHT WARNING BUZZER Sounds When Head Light Switch is on and Ignition Switch is in "Off" Position
8WPB	HEADLIGHTS Halogen, Composite Aero Design, with Daytime Running Lights
8VAZ	HORN, ELECTRIC (2) Trumpet Style, Mounted on Top of Mega-Bracket
8WWJ	INDICATOR, LOW COOLANT LEVEL with Audible Alarm
8XKL	STARTING MOTOR {Mitsubishi Electric Automotive America 90P47} 12-Volt, with Soft-Start

FRONT END

9WAY	FRONT END Tilting, Fiberglass, with Three Piece Construction <u>Includes</u> : AIR INTAKE SYSTEM Integrated Pre-Cleaning System to Enhance Air Filter Life : GRILLE Removable; Fiberglass Painted Hood Color : SPLASH SHIELD Integral with Front End Assembly
9WAB	HOOD TILT ASSIST {EASY TILT} Mechanical
9AAE	LOGOS EXTERIOR, ENGINE Badges

SPEEDOMETER, TOOLS, MISC

10020	CHASSIS PAINT Full Chassis
10060	PAINT SCHEMATIC, PT-1 Single Color, Design 100 <u>Includes</u> : PAINT SCHEMATIC ID LETTERS "NB"
10788	PAINT TYPE Urethane, One or Two Colors, Other than Imron or International.
10XAK	PROMOTIONAL PACKAGE 7 Year Unlimited Miles/km Warranty, Limited Time Program for Allison 2000 Series Transmission on School and Commercial Buses (Supplied directly through Allison)
10XAJ	PROMOTIONAL PACKAGE LED EXT {Sound Off/OptiLuxx} LED Lights

FUEL TANKS

Vehicle Specifications
2021 INTEGRATED CE S BUS (PB105)

April 06, 2020

Code	Description
15SJT	FUEL TANK Top Draw, Steel, Rectangular, 100 US Gal (379L), Includes Protective Cage, with Low Profile Fuel Filler Assembly and Vent Hosing, Mounted Between Frame Rails and Behind Rear Axle
15WDT	DEF TANK 12 US Gal (45L) Capacity, Frame Mounted Outside Right Rail, Behind 0 Bow

WHEELS, TIRES - FRONT

27DUW	WHEELS, FRONT {Accuride 51408} DISC; 22.5x8.25 Rims, Powder Coat Steel, 2-Hand Hole, 10-Stud, 285.75mm BC, Hub-Piloted, Flanged Nut, with Steel Hubs
7382135809	(2) TIRE, FRONT 11R22.5 Load Range H AH37 (HANKOOK), 499 rev/mile, 75 MPH, All-Position

WHEELS, TIRES - REAR

28DUW	WHEELS, REAR {Accuride 51408} DUAL DISC; 22.5x8.25 Rims, Powder Coat Steel, 2-Hand Hole, 10-Stud, 285.75mm BC, Hub-Piloted, Flanged Nut, with Steel Hubs
7382135809	(4) TIRE, REAR 11R22.5 Load Range H AH37 (HANKOOK), 499 rev/mile, 75 MPH, All-Position

WHEELS, SPARE

26DUW	WHEEL, SPARE, DISC {Accuride 51408} 22.5x8.25 Rims, Powder Coat Steel, 10-Stud, 285.75mm BC, Hub-Piloted
-------	----------------------------------------------------------------------------------------------------------

WHEELS MISC OPTIONS

29580	WHEEL SEALS, FRONT {International} Oil-Lubricated Wheel Bearings
-------	------------------------------------------------------------------

BODY FEATURES

47BAK	BUMPER, REAR Painted, 12" High, 3/16" Thick
47BAR	SUPPORTS, REAR BUMPER Bolted to Frame
47AYB	BODY, REAR Includes Emergency Door <u>Includes</u> : DOOR, REAR EMERGENCY with Concealed Hinges : HEADER BUMPER Padded, Mounted Over Rear Door; Upholstered to Match Passenger Seat Color
47ARH	BOWS, ROOF 14 ga., One Piece Construction <u>Includes</u> : BOWS, ROOF Positioned Floor Line to Floor Line, Threaded Through Roof Strainers and Drip Rail
47AMA	FASTENERS, EXTERIOR MOUNTED Stainless Steel Screws; for Fender and Body Exterior Rear View Mirrors, Bumper Mounted Crossing Gate and Body Mounted Stop Arm
47DXG	FASTENERS, HANDRAIL Plusnuts & Screws
47APX	FASTENERS, HEADLINER Screws
47AZL	FLOOR, BODY with Wheel Wells
47PBZ	HANDLE, ASSIST Windshield Side Mounted, Left and Right, Body Color
47APR	HEADLINER, BODY Conventional; 25'11"-34'11" Body Length, Perforated Full Length with Sound Insulation Full Length
47ARP	LIGHT BARS Plastic
47BBH	LINING, SIDE INTERIOR, LOWER Embossed Steel, Clear Coated

Vehicle Specifications
2021 INTEGRATED CE S BUS (PB105)

April 06, 2020

<u>Code</u>	<u>Description</u>
47AXT	RUB RAILS, BODY (4) Conventional; Steel, 31'2", 31'11", 32'8", 33'5", 34'2", 34'11", Body Length, Includes Snow Rail <u>Includes</u> : RUB RAILS Full Length, Primer Coated (Both Sides), Attached to Body without Cuts or Splices
47BBZ	SEALER Extra; Sidewall to Floor, In Wheel Pocket Area, and Rear Wall to Floor
47BEX	SEALER, ADDITIONAL Water-proof Sealer on all Floor Covering Seams
47AZE	SIDE SHEET, BODY, EXTERIOR Conventional, 16ga., Smooth, 31'2", 31'11", 32'8", 33'5", 34'2", 34'11", Body Length
47ASG	SKIRT, BODY for Conventional, 14 1/2", 16ga <u>Includes</u> : SKIRT, BODY Extra Smooth Steel Supported by Floor Gussets
47AJW	STEP, FRONT ENTRANCE DOOR 27 1/4" Depth; 14ga Steel <u>Includes</u> : STEP, FRONT ENTRANCE DOOR OPENING, 35 Inch Width; Continuous Bottom to Top
47AUR	TIE DOWNS, BODY Grade 8 Bolts, Every Body Section <u>Includes</u> : TIE DOWNS, BODY with Formed Tab that Fits into Floor Structure to Prevent Turning
47DAJ	COVER, REAR DOOR INSIDE HANDLE Partial Coverage
47DBP	DOOR, ENTRANCE, FRONT Air, Outward Opening, with Split Pane Glass
47DAK	FASTENERS, REAR DOOR Bolts and Nutserts, Rear Door To Body
47DDE	HANDLE, ASSIST, ENTRANCE DOOR Outside Entrance
47DEY	HANDLE, EXTERIOR, REAR Emergency Door; Yellow
47DDH	HOLD BACK, REAR DOOR Stationary, No Cables, with Plastic Cover
47DDU	LATCH, REAR DOOR One Point Slide Bar, Cam Operated, with One Inch Stroke
47EXK	LOCK, VANDAL, ENTRANCE DOOR Integrated Manual Control in Door, with Key
47DEK	LOCK, VANDAL, REAR DOOR with Ignition Starter Interlock
47EHA	CARTON, SHIPPING Carton for Spare Wheel Only, Inside Bus
47ECS	COMPARTMENT, TOOL, FWD LEFT Aft of Standard Battery Box, Key Lock, 13"x 15"x 25 1/2"
47EBM	HOLD DOWN, BATTERY For (2) Standard Size Batteries
47LAU	INSULATION, ROOF AND SIDES 1.50", All Models
47MBC	INSULATION, STEPWELL
47LAT	NOISE REDUCTION, ROOF BOW Conventional; Insulation, 31'2", 31'11", 32'8", 33'5", 34'2", 34'11", Body Lengths
47MBA	UNDERCOAT, BODY Fire Resistant, Water Based, TT-C-730 Spec <u>Includes</u> : UNDERCOATING Performed Before and After Mounting on Chassis
47SPC	ALPHA/NUMERIC DECAL GUIDE Quantity 031-40
47MNT	ARROW, RR DOOR, INSIDE Decal; Red, .75" Stroke, Indicating Handle Direction

Vehicle Specifications
2021 INTEGRATED CE S BUS (PB105)

April 06, 2020

Code	Description
47MNV	ARROW, RR DOOR, OUTSIDE Decal; Black .75" Stroke, Indicating Handle Direction
47AJA	BODY CERTIFICATION TAG Metal
47APJ	BODY RATING TAG Metal; for State of Texas, Includes Design Capacity and Seat Capacity
47AJC	BODY TAG, METAL Capacity to Include the Total Number of Passengers
47PLY	LETTERS, DEF, I.D. Paint; "DEF ONLY", 1" Black, on DEF Filler Door
47MJR	LETTERS, DOOR, REAR Decals; "EMERGENCY DOOR", 2" Black Letters Inside and Outside
47NGP	LETTERS, FUEL I.D. Paint; "DIESEL FUEL", 2" Black, Adjacent to Fuel Filler Door
47MVA	LETTERS, HEADER Decal; "WATCH YOUR STEP", 1" Black, Above Windshield
47MRU	LETTERS, E/E WINDOW, LEFT (2) Decal Sets, "EMERGENCY EXIT", Black Inside and Outside
47NHL	LETTERS, E/E WINDOW, RIGHT (2) Decal Sets, "EMERGENCY EXIT", Black, Inside and Outside
47MAV	LETTERS, SCHOOL BUS SIDE Decal; "SCHOOL BUS"; in 8" Reflective Black Letters, Each Side
47BKK	LETTERS, SCHOOL BUS FRONT/REAR Decal; "SCHOOL BUS"; with 8" Black Reflective Letters, 3M Fluorescent Diamond Grade, Yellow On Front and Rear Cap
47MVC	LETTERS, STEPWELL Decal, "WATCH YOUR STEP", 2.5" Black, Behind Door on Step Riser
47NTE	LOGO, ROOF LINE Decal; Wing and Shield, First Body Section, Above Driver Window and Entrance Door Over Driver Window and Entrance Door
47NMG	OPERATING INSTR, REAR Decal, Inside Rear Emergency Door
47NJA	PAINT COLOR, BODY EXTERIOR 4421 School Bus Yellow
47NKM	PAINT COLOR, BODY INTERIOR 9384 Spring White
47NJS	PAINT COLOR, BUMPER Rear, 0001 Canyon Black
47NKD	PAINT COLOR, ROOF 9219 Winter White, Beginning 5" Above Drip
47NAB	PAINT COLOR, RUB RAILS 0001 Canyon Black
47NJM	PAINT FLASHER BACKGRD 0001 Canyon Black
47NTY	PAINT HOOD AND FENDER To Match Body Exterior
47NKL	PAINT, RUB RAIL Flange to Flange
47NGW	SEAL, RUB RAILS Top Edge, All Rails
47NXH	STRIPING, E/E WINDOW, LEFT {3M} (02) Perimeter, 1" Yellow Fluorescent Diamond Grade
47NWU	STRIPING, E/E WINDOW, RIGHT {3M} (02) Perimeter, 1" Yellow Fluorescent Diamond Grade
47NXN	STRIPING, PERIMETER, REAR {3M} Emergency Door, 1" Yellow Fluorescent Diamond Grade
47NWR	STRIPING, REAR END {3M} 2" Yellow Fluorescent Diamond Grade
47NWT	STRIPING, ROOF HATCH, FRONT {3M} Decal, Perimeter, 1" Yellow Fluorescent Diamond Grade
47NWH	STRIPING, ROOF HATCH, REAR {3M} Decal, Perimeter, 1" Yellow Fluorescent Diamond Grade
47NWJ	STRIPING, SEATLINE {3M} 2" Yellow Fluorescent Diamond Grade
47MTY	WIRING DIAGRAM Schematic, Electrical

Includes

: ACCESS PANEL for Wiring Diagram Schematic Located on Body Exterior; Below Driver Window

Vehicle Specifications
2021 INTEGRATED CE S BUS (PB105)

April 06, 2020

Code	Description
47SBB	SUB FLOOR, PLYWOOD Conventional; B-B Marine Grade, Less Sealed Edges, 5/8", 5 Ply, for 31'2", 31'11", 32'8", 33'5", 34'2", 34'11", Body Length
47KDC	MONITOR, POST TRIP INSPECTION {Leave No Student Behind} Accessory Controlled, with Push Button Alarm Disable at Rear of Bus Prompts Driver to Walk to Back of Bus and Push Button in Light Bar to Deactivate System
47DNK	SWITCH, LOCATION Steering Wheel; Includes Master Flasher, Flasher On/Off, Red Override, and Door Control
	<u>Includes</u> : SWITCH, STEERING WHEEL, LIGHT Includes Illuminated Switches

BODY FEATURES

48ANT	WINDOW, DRIVER Laminated, Clear
48ANM	WINDOW, ENTRANCE DOOR, BOTTOM Laminated, Clear
48ANE	WINDOW, ENTRANCE DOOR, TOP Laminated, Clear
48BJA	COLOR, WINDOW FRAME, PASS Passenger Window, Natural Aluminum Finish
48BAH	WINDOW, E/E, LEFT (2) Vertical Hinge
48BKP	WINDOW, E/E, RIGHT (2) Vertical Hinge
48AUN	WINDOW, PASSENGER, TINT Conventional; 28% Light, Laminated Glass, 78" Headroom, with 31'2", 31'11", 32'8", 33'5", 34'2", 34'11" Body Length
48ARU	WINDOW, SASH (20) 27" Sections, 9"x 23" Opening
48ASP	WINDOW, SASH +9 SECTIONS (2) 9" x 32 1/4" Opening
48APL	WINDOW, STOPS 12" Opening, Only with 78" Headroom
48PAM	WINDSHIELD 3 Flat Pieces, 73% Light, with Band
48PAY	AISLE POSITION Center, for balanced seating
48PBB	FLOOR COVERING, COLOR Black
48PJR	FLOOR COVERING, TRIM Aluminum
48PJZ	FLOOR COVERING, TYPE {Koroseal} All Body Lengths
48RZJ	STEP TREADS {Koroseal} Pebble Top with White Nosing, with Non-Metal Backing
48PAV	WHEEL POCKET COVER Plastic, ABS
48PKC	HOSE CLAMPS, HEATER HOSE Constant Torque for Heater System
48RDL	FAN, DEFOG LEFT OF DRIVER 6.50" Diameter, Black, Mounted Left of Driver Above Windshield, 2 Speed Switch in Panel
48PKS	FAN, DEFOG RIGHT CENTER 6.50" Diameter, Black, Mounted Over Windshield, 15" Right of Centerline, 2-Speed Switch in Panel
48PPM	HEATER CUT OFF, VALVE Ball, with Butterfly Handle
48PPP	HEATER CUT OFF, VALVE INSIDE Brass Ball, Inside Forward of Driver Heater
48GYV	HEATER, DEFLECTOR Kit, for Driver Heater
48GHC	HEATER, DRIVER 90,000 BTU, with Defroster and without Rear Heat Duct
	<u>Includes</u>

Vehicle Specifications
2021 INTEGRATED CE S BUS (PB105)

April 06, 2020

<u>Code</u>	<u>Description</u>
	: AIR FILTER : HEATER HOSES Premium : HOSE CLAMPS, HEATER HOSE Mubea Constant Tension Clamps
48PMJ	HEATER, PASS, LT REAR 84,500 BTU <u>Includes</u> : AIR FILTER
48PNW	HEATER, WATER PUMP {2 MPU 12} Self Priming, with Plastic Housing
48UCP	ROOF HATCH, FRONT {Transpec 1975-028-121-03} with Outside Release, with English Decals
48UCR	ROOF HATCH, REAR {Transpec 1975-028-121-03} with Outside Release, with English Decals
48PPS	ROOF VENT, FRONT Static
48PPC	SWITCH, HTR FAN, REAR, LT with 84,500 BTU Rear Heater Only
48NAT	FITTINGS, AIR SEAT for Driver Seat
48PUT	NUTS, BELT MOUNTING Standard Nuts For Seat Belt Mounting
48RYW	SEAT, DRIVER {National 2000} Air Suspension, High Back with Integral Headrest, Isolated, with 2 Position Front Cushion Adjustment, 6 to 17 Degree Seat Back Adjustment, Mechanical Lumbar Support, Includes Additional Back Padding <u>Includes</u> : SEAT BELT, DRIVER Adjustable D-Loop Seat Belt, Single Locking Retractor
48XPX	UPHOLSTERY, BARRIER, TYPE (1-2) Prevaill, 42 oz.
48PVN	UPHOLSTERY, DRIVER SEAT, COLOR Drivers Seat, Gray
48PVA	UPHOLSTERY, DRIVER SEAT, STYLE Plain, with Cloth Insert
48PWR	UPHOLSTERY, DRIVER SEAT, TYPE Prevaill, 42 oz.
48RAE	BARRIER, CRASH, AFT ENTRY DOOR 39", 1 Leg
48RAL	BARRIER, CRASH, AFT DRIVER 39", 1 Leg
48RGR	HAND RAIL, ENTRANCE DOOR, AFT Stainless Steel, 4", Above Step
48RGE	HAND RAIL, ENTRANCE DOOR, FWD Stainless Steel; Curved
48RET	PANEL, MODESTY, AFT ENTR DOOR Mounted Under Barrier
48REP	PANEL, MODESTY, AFT OF DRIVER Mounted Under Barrier
48ACN	SEAT BELT, DRIVER, COLOR with Blaze Orange Seat Belt Webbing
48USV	SEAT BACK, PASSENGER High Back
48WZV	SEAT,CHILD,LT,36",2 LEG {BTI Seating System} (02) High Back, with 3 Point Seat Belts, with Child Restraints <u>Notes</u> : BTI Seating System -Integrated Child Restraint. Retrofitable, Contact IC Bus Application Engineering for more information.
48XAE	SEAT,CHILD,RT,36",2 LEG {BTI Seating System} (02) High Back, with 3 Point Seat Belts and Child Restraint <u>Notes</u> : BTI Seating System -Integrated Child Restraint. Retrofitable, Contact IC Bus Application Engineering for more information.
48XGC	SEAT,PASS,3PT,LT,26",2 LEG {BTI Seating System} (01) High Back, with 3 Point Seat Belts

Vehicle Specifications
2021 INTEGRATED CE S BUS (PB105)

April 06, 2020

<u>Code</u>	<u>Description</u>
48YAD	SEAT,PASS,3PT,LT,39",2 LEG {BTI Seating System} (9) High Back, with 3 Point Seat Belts
48YAU	SEAT,PASS,3PT,RT,39",2 LEG {BTI Seating System} (10) High Back, with 3 Point Seat Belts
48PWD	UPHOLSTERY, PASS SEATS, COLOR Gray, for Seats, Barriers and Head Bumpers
48PHP	UPHOLSTERY, PASS SEATS, TYPE Prevaill, 42 oz.; for (23-24) Seats
48RLX	CUSHION, SEAT 15" Depth
	<u>Includes</u> : WARRANTY Four Years
48RRA	UPHOLSTERY, SEAT, STITCHING Single
	<u>Includes</u> : WARRANTY Two Years

BODY FEATURES

49AMJ	ALARM, BACKING {Ecco #575} 107 db
49AMT	CIRCUIT, PROTECTION Breakers, Manual Reset in Lieu of Fuses
	<u>Includes</u> : ACCESS PANEL for Body and Chassis Fuses/Circuit Breakers Located on Body Exterior; Below Driver Window
49AJH	CONNECTION, LIGHTS Cluster, Clearance and Side Marker To Tail Lights
49BCN	FLASHER SYSTEM (8) Warning Lights, 8-Lamp System, Electronic Relay Flasher, Non-Sequential Operation, Red Lights Activate with Door Open
49DBR	HOOD, WARNING LAMP (4) Black, 8-Lamp System, One Hood Above Two Lights
49APA	LIGHT, DRIVER, CEILING Deluxe, with Separate Switch, Mounted in Light Bar
49JBU	LIGHT, ENTRY DOOR {Sound Off/OptiLuxx} LED; 4" Oval; Light Mounted in Skirt Behind Entrance Door, Wired To Step Light
49BCR	LIGHT, EXTERIOR, CHECK Automatically Activates Lights for Pre Trip Inspection
49DAG	LIGHT, INDIC, WARNING LIGHTS LED Type; Red and Amber
49JBV	LIGHT, LICENSE PLATE {Sound Off/OptiLuxx} LED, with Mounting Gasket
49JBW	LIGHT, STEP {Sound Off/OptiLuxx} 4" Round LED, White, Wired to Clearance Lights, Operated by Entrance Door
49EWM	LIGHT, STROBE ECCO 6550C, Low Profile, Double Flash, 4.9" High
49AHV	LIGHT, STROBE, STOP SIGN, FRT In Lieu Of Flashing Lights Furnished with Stop Sign, Speciality
49AHY	LIGHT, STROBE, STOP SIGN, REAR In Lieu of the two Flashing Lights Furnished with Stop Sign, Speciality
49ZNC	LIGHTS, BACK UP (2) {Sound Off/OptiLuxx} 4" Round, White, LED, with Flange
49JBS	LIGHTS, CLUSTER {Sound Off/OptiLuxx} Oval, 4 Internal LEDs per Light; Amber Front and Red Rear
49BYZ	LIGHTS, DIRECTIONAL, REAR (2) {Sound Off/OptiLuxx} LED, 7" Round Amber
49EAX	LIGHTS, DIRECTIONAL, SIDE (4) {Sound Off/OptiLuxx} Rectangular LED Armored, 2 Each Side First Section Aft Entrance Door & Forward Rear Wheel Pocket
49APZ	LIGHTS, DOME Conventional; Rectangular Recessed Type, Two Full Rows, for 31'2", 31'11", 32'8", 33' 5", 34'2", 34'11", Body Lengths

Vehicle Specifications
2021 INTEGRATED CE S BUS (PB105)

April 06, 2020

<u>Code</u>	<u>Description</u>
	<u>Includes</u> : WIRING HARNESS Main Body Wiring Harness Accessed by Removing Dome Light
49BYV	LIGHTS, MARKER, FRONT, REAR {Sound Off/OptiLuxx} Rectangular LED, Armored, (8) Four Amber Front and Four Red Rear
49EAW	LIGHTS, MARKER, SIDE {Sound Off/OptiLuxx} Rectangular LED, Armored Type, Intermediate, Centered; Required for Units 30 Foot or Longer
49BYT	LIGHTS, STOP (2) {Sound Off/OptiLuxx} and Tail; 7" Round LED, Red
49ZNG	LIGHTS, STOP & TAIL ADDITIONAL (2) {Sound Off/OptiLuxx} 4" Round LED, Red, with Flange
49NGJ	LIGHTS, WARNING (8) {Sound Off/OptiLuxx} (4) 7" Round Red Strobing LED and (4) 7" Round Amber Strobing LED, 2 Front, 2 Rear Each Color
49CLM	RADIO, ENTERTAINMENT AM/FM/USB Input/Auxiliary Input, Includes Antenna and Cable, with Public Address System
49ANU	SOURCE, POWER 12 VDC, Mounted In Dash
49AWU	SPEAKERS AND WIRING (6) Flush Mounted in Light Bar
49ELC	STOP ARM, FRONT Electric, Composite Blade, 18" Octagon, Double Sided, 1/2" White Border, Hi Intensity Grade, Strobing LED Lights
49ELG	STOP ARM, LEFT REAR Electric, Composite Blade, 18" Octagon, Single Sided, 1/2" White Border, Hi Intensity Grade, Strobing LED Lights
49AMD	SWITCH, DRIVER PANEL, TYPE Rocker
49ANH	SWITCH, MAGNETIC, DISCONNECT Master, Ignition Operated, All Body Circuits
49EVL	SWITCH, NOISE SUPPRESSION Actuator Legend States, "NOISE SUPP ", for Separate Solenoid, with Red Switch in Panel
49AMY	SWITCH, REAR DOOR BUZZER for Emergency Door
49BXN	SWITCH, RED, OVERRIDE WARNING Wired Hot, with ESC, Mounted Left of Driver
49BLL	WIRING, VIDEO SYSTEM Power and Ground Connection Only; Connection in Flasher Plate Area with 20 Amp Fuse Protection
49HES	MIRROR, BRACE, EXTERIOR Telescoping for Breakaway Bracket
49EGL	MIRROR, CROSS VIEW, EXTERIOR Black, Rosco, Pair
	<u>Includes</u> : MIRROR MOUNT Attached to Body with Metal Backing Plates
49EGB	MIRROR, INSIDE 10" x 30", Clear
49EJR	MIRROR, REAR VIEW, EXTERIOR {Rosco} Suspended, Black, with Breakaway Bracket, Motorized Head
49ENK	VISOR, INTERIOR, LEFT FRONT 6" x 30", Transparent, For Left Windshield
49GDS	COMPARTMENT ABOVE DRIVER Left of the Driver
	<u>Includes</u> : COMPARTMENT ABOVE DRIVER Compartment Size: 39" x 10" x 10" : HINGES Piano Type
49GGE	FIRE EXTINGUISHER, DRIVER AREA 5 lb 2A-40BC Minimum with Flexible Hose and Metal Nozzle
49GAY	KIT, BODY FLUID Texas
49EBA	KIT, FIRST AID Plastic; 24 Unit, Spec State

Vehicle Specifications
2021 INTEGRATED CE S BUS (PB105)

April 06, 2020

Code	Description
49MZV	LATCH, COMPARTMENT Locking, for Overhead Storage Compartment
49GDG	PADDING COMPART ABOVE DRIVER Window; Safety Equipment Compartment, with Cutout for Dome Light
49GLP	REFLECTORS, REAR (2) 3", Red, Mounted with Screws
49GLM	REFLECTORS, SIDE, FRONT (2) 3", Amber; 1 Aft Drivers Window Left, 1 Aft Entrance Door Right, Mounted with Screws
49GLA	REFLECTORS, SIDE, INTERMEDIATE (2) 3" Amber, 1 Each Side, Mounted with Screws, Below The Third Rub Rail From the Top
49GLG	REFLECTORS, SIDE, REAR (2) 3", Red, Mounted with Screws
49GEH	SAFETY TRIANGLES Warning Reflectors, Mounted on Drivers Barrier 9.5" Above Floor
49GUB	CUTTER, SEAT BELT {TIE TECH Safecut} for Cutting Seat Belts
49GCC	CUTTER, SEAT BELT, LOCATION Centered on Inside of Driver Compartment Lid
49JAC	DEF FILLER DOOR with Non-Locking Latch
49MZS	FUEL FILLER DOOR Non-Locking, Lever Latch, Spring Loaded to Hold in Open Position
49CKT	FUEL FILLER PIPE Low Profile Neck Cap and Vent Hosing, for Use with Right Side Fill for Between the Rail Fuel Tanks, for Above the Floor Fuel Fill, for 25 GPM Fill Rate Only
49GUM	INSPECTION PLATE Fuel Sending Unit 8" x 8" Steel
49GUX	MUD FLAPS, FRONT WHEELS (2) Rubber
49GVC	MUD FLAPS, REAR WHEELS (2) Rubber
49GWW	WINDSHIELD WASHER Kit; 6 Quart Capacity, Bottle
	<u>Includes</u> : WINDSHIELD WASHER ELECTRICAL CONNECTIONS Sealed and Locking Type
49GBV	WINDSHIELD WIPERS (2) Cowl Mounted
	<u>Includes</u> : WINDSHIELD WIPERS CONTROL Single Motor, Overlapping Wipe Pattern
49UBZ	STATE OF OPERATION Texas

Services Section:

WARRANTY

40126	WARRANTY Standard for CE, RE, BE School Bus Models, Effective with Vehicles Built March 1, 2017 or Later, CTS-3304H
40RAJ	SERVICES, TOWING {Navistar} Service Call to 24-Month/Unlimited Mileage to the Nearest IC Bus Dealer for Navistar Warrantable Failure as Contract Defined; Includes Engine Failure if Supplier Declines Tow Coverage & ESC Supplied thru Navistar; \$550 (USA) Maximum Benefit per Incident
40PKZ	SRV CONTRACT, EXT VEH COVERAGE {Navistar} To 24-Month/50,000 Miles (80,000 km), Covers 100% Parts and Labor; Includes Body; Excludes Extending Warranty for Engine, Transmission, Perforation or Corrosion of Cab/Cowl Structure and Paint

BODY FEATURES

49GVN	WARRANTY 5-Year, Limited
	PRE DELIVERY INSPECTION - PRO AIR

Vehicle Specifications
2021 INTEGRATED CE S BUS (PB105)

April 06, 2020

Code

Description

WEIGHT SLIP

136K BTU AIR CONDITIONING, FRONT/REAR/MID/DASH, PRO AIR

Financial Summary
2021 INTEGRATED CE S BUS (PB105)

April 06, 2020

<u>Description</u>	(US DOLLAR)	<u>Price</u>
Net Sales Price:		\$506,550.00

Please feel free to contact me regarding these specifications should your interests or needs change. I am confident you will be pleased with the quality and service of an IC Corporation vehicle.

***** PRICE PER VEHICLE: \$101,310.00 *****

*** PRICE FOR FIVE (5) VEHICLES: \$506,550.00 ***

PRICE DOES NOT INCLUDE BUY BOARD FEE \$800 PER PURCHASE ORDER, PLEASE ADD IF APPLICABLE. BUY BOARD CONTRACT #549-17

40PKZ WARRANTY: LONGHORN BUS WILL COVER THE WARRANTY FOR 24 MONTHS/UNLIMITED MILEAGE, \$0.00. (NAVISTAR WILL COVER FIRST 50K MILES. 50K PLUS MILES UP TO THE 24 MONTH PERIOD ENDING WILL BE COVERED BY LONGHORN BUS PER TEXAS STATE SPECS.)

Approved by Seller:

Accepted by Purchaser:

LHB Sales04.06.2020

Official Title and Date

Frederick A. Hoke Jr.
Authorized Signature

Firm or Business Name

Authorized Signature and Date

This proposal is not binding upon the seller without Seller's Authorized Signature

Official Title and Date

The TOPS FET calculation is an estimate for reference purposes only. The seller or retailer is responsible for calculating and reporting/paying appropriate FET to the IRS.

The limited warranties applicable to the vehicles described herein are Navistar, Inc.'s standard printed warranties which are incorporated herein by reference and to which you have been provided a copy and hereby agree to their terms and conditions.



OBTAINING SERVICE

Return this vehicle to any IC Bus Dealer authorized to service this model vehicle and engine.

DISCLAIMER

NO WARRANTIES ARE GIVEN BEYOND THOSE DESCRIBED HEREIN. THIS WARRANTY IS IN LIEU OF ALL OTHER WARRANTIES, EXPRESSED OR IMPLIED. THE COMPANY SPECIFICALLY DISCLAIMS WARRANTIES OF MERCHANTABILITY AND FITNESS FOR A PARTICULAR PURPOSE, ALL OTHER REPRESENTATIONS TO THE USER/PURCHASER, AND ALL OTHER OBLIGATIONS OR LIABILITIES. THE COMPANY FURTHER EXCLUDES LIABILITY FOR INCIDENTAL AND CONSEQUENTIAL DAMAGES, ON THE PART OF THE COMPANY OR SELLER. No person is authorized to give any other warranties or to assume any liabilities on the Company's behalf unless made or assumed in writing by the Company; and no other person is authorized to give any warranties or to assume any liabilities on the seller's behalf unless made or assumed in writing by the seller.

Remedies Under State or Provincial Law: Any suit for breach of this Limited Warranty must be initiated within one year after breach. Some States and Provinces do not allow the exclusion or limitation of incidental or consequential damages, so the above limitation or exclusion may not apply to the owner. This warranty gives the owner specific legal rights, and he may also have other legal rights which may vary by state or province.

RECORD OF OWNERSHIP

Upon receipt of new vehicle by original owner, complete the following: I have read this Warranty Brochure and fully understand the warranty coverage, and the limitations and exclusions. I acknowledge that I have received a copy of the Owner's Limited Warranty and I accept the terms described herein.

_____	_____
Customer Signature	Date
_____	_____
Owner's Address	City State/Prov Postal Code
_____	_____
Bus Model	Vehicle Identification Number
_____	_____
Engine Number	Engine Serial Number
_____	_____
Date Delivered to User (DTU)	Odometer Reading at Delivery

IMPORTANT: The information contained in this Warranty Policy explains the coverage provided on your new IC Bus™ brand vehicle. This policy should be kept in the vehicle for presentation to the Dealer when you request warranty services. Any provisions of this Limited Warranty that are prohibited or not enforceable in any jurisdiction shall be, as to such jurisdiction, ineffective to the extent of such prohibition or non-enforceability without invalidating the remaining provisions hereof, and any such prohibition or non-enforceability in any jurisdiction shall not invalidate or render non-enforceable any such provisions in any other jurisdiction. All claims under this Limited Warranty must be submitted in writing to an authorized IC Bus dealer within the warranty period as stated herein. If you have questions regarding this Limited Warranty, contact IC Bus, LLC dealer. To locate nearest dealer, visit the IC Bus website www.ICBus.com.

EFFECTIVE WITH VEHICLES BUILT MARCH 01, 2017 OR LATER

LIMITED WARRANTY FOR SCHOOL BUS MODELS
CE Series (PB105), RE Series (PB305), BE Series (PB405)

IC Bus, LLC warrants to the original purchaser (the "Purchaser") that IC Bus, LLC brand buses and component parts thereof are, at the time of purchase, free from defects in material and workmanship and will remain free from such defects under normal use after delivery to the Purchaser as provided herein. Warranty shall begin at the time of delivery unless otherwise approved by IC Bus, LLC. The delivery limitations as set forth herein shall run from the date of delivery to the Purchaser in the United States of America and Canada. The remedy available under this Limited Warranty is non-cumulative in nature and is limited to repair or replacement at IC Bus, LLC option of the bus or component parts thereof that are returned to locations approved by IC Bus, LLC transportation charges prepaid, and which IC Bus, LLC examination disclosed to its satisfaction to be defective. IC Bus, LLC, at its option, will repair or replace any part of this vehicle which proves defective in material and/or workmanship in normal use and service, with new or ReNEWed parts. Exceptions are listed below under *What Is Not Covered*.

This warranty is automatically transferred to subsequent owners at no charge. Visit your local IC Bus Dealer for name and address change information.

COMPONENT COVERAGE

The components described below are given additional warranty coverage of variable time periods and distance traveled limitations, as shown in the *Warranty Coverage Schedule*.

1. Frame Rails and Crossmembers
2. Body/Cowl Structure
 - Body Structure defined as the steel body frame (which includes the roof, metal floor, sides and front and rear sections only).
 - As to items not considered Body Structure include but are not limited to the following: doors, corner moldings, inner ABS panels, interior wall, plywood, floor covering, windows, and trim moldings.
3. The Body/Cowl is warranted against perforation due to corrosion, except for perforation caused by industrial chemicals and/or corrosion caused by use in a corrosive industrial environment.
4. Navistar Diesel Engine Coverage Includes: Navistar Diesel Engine block, cylinder heads, internally lubricated components fuel pump, high pressure pump, turbocharger, water pump, air compressor, injectors/nozzles; electronic engine modules, engine relays, engine sensors and regulators required for electronic engine operation, and certain aftertreatment components. Excluding: attaching accessories (e.g., fan clutch, alternator, starter, etc.), and externally mounted electrical and filtration systems.
5. Power Solutions International 8.8L Propane Engine Coverage Includes: Engine block, cylinder heads, internally lubricated components, water pump, air compressor, injectors/nozzles, fuel system components; electronic engine modules, engine relays, engine sensors and regulators required for electronic engine operation, exhaust catalyst. Excluding: attaching accessories (e.g., fan clutch, alternator, starter, etc.)
6. Spicer front & rear axles and propeller shaft, when used with Allison transmission; excluding brakes, wheel ends axle shafts, controls & attachments.

THE PROVISIONS HEREOF CONSTITUTE THE EXCLUSIVE AND COMPLETE WARRANTY BY IC BUS, LLC ON IC BUS™ BRAND BUSES AND COMPONENT PARTS THEREOF MANUFACTURED BY IT, OR APPROVED BUS BODY CONTRACT MANUFACTURERS AND IS IN LIEU OF ALL OTHER OBLIGATIONS OR LIABILITIES OF IC BUS, LLC WHETHER EXPRESS OR IMPLIED.

Note: The customer has 365 days and up to a maximum of 100,000 miles (160,000 km) from DTU (delivery to end user) to purchase an extended warranty on the unit. For extended warranty purchases between 181 and 365 days from DTU and <100,000 miles (160,000 km) an additional fee will be assessed. See your local IC Bus dealer for details.



Items Covered	Months	Miles/Km (000)
BASIC VEHICLE COVERAGE		
Basic Vehicle Warranty	12	Unlimited
Towing (Chassis related issues)	3	Unlimited
Towing (Vehicles with Navistar built engine failures only)	24	Unlimited
Towing (Vehicles with Power Solutions International, Inc. 8.8L Propane engine failures only)	60	Unlimited
Towing (Vehicles with Power Solutions International, Inc. 8.8L Gasoline engine failures only)	60	Unlimited
COMPONENTS		
Frame Rails and Crossmembers	60	Unlimited
Body/Cowl Structure (Roof, Metal Floor, Sides and Front and Rear Sections)	60	Unlimited
Body/Cowl Perforation Corrosion	60	Unlimited
Bumper Corrosion and Paint Delamination	36	Unlimited
Body/Cowl/Hood Paint Delamination	60	Unlimited
Brightwork, Chassis Paint and Corrosion	6	Unlimited
IC Bus, LLC Factory Installed Air-Conditioning (IC Air)	30	Unlimited
SEATS***IC Bus manufactured Seats Only		
Foam	48	50/80
Upholstery	24	24/40
Frame and Barriers	60	Unlimited
ENGINE*		
Power Solutions International, Inc. 8.8L Propane Engine	60	Unlimited
Power Solutions International, Inc. 8.8L Gasoline Engine	60	Unlimited
DRIVETRAIN**		
Eaton Precision Transmission	12	Unlimited
Spicer - 3 Part Dana Drivetrain (Front & Rear Axles, Propeller Shaft, When Used With Allison Transmission Only)	48	50/80
Meritor Axles	48	75/120

WHAT IS NOT COVERED

AFTER THE FIRST 90 DAYS FROM DELIVERY TO USER (DTU):

- Correction of loose fasteners, squeaks, rattles and unusual noises.
- Towing (vehicles with non-engine failures only)
- Adjustments (e.g., headlights, brake/clutch adjustments, steering system adjustments, coolant levels, doors).

COMPONENTS / ITEMS:

- Warranted by their respective manufacturers (e.g., non Navistar brand engines, tires & tubes, Allison Transmissions, Hybrid electric, lubricants, etc.)
- Bodies, equipment and accessories installed by other than authorized IC Bus employees at IC Bus manufacturing plants.
- Front and rear axle alignment.
- Front & Rear axle coverage excludes brakes, wheel ends, axle shafts, controls & attachments.

REPAIRS:

- Maintenance-related items/repairs or those as a result of normal wear and tear, including tune-ups, brake/clutch lining, windshield wiper blades, tire balancing, lubrication and other similar procedures/parts required to keep vehicle in good working condition.
- To any part of the vehicle subjected to misuse, negligence, improper maintenance, improper operation, or which is the result of an accident.
- Fade, runs, mismatch or damage to paint, trim items, upholstery, chrome, polished surfaces, etc., resulting from environmental causes, improper polishes, cleaners or washing solutions, or chemical and industrial fallout.
- In which power train, propeller shaft and suspension sales guidelines (specifications) are not strictly adhered to by all owners and operators of this vehicle.

OTHER:

- Vehicles sold and/or operated outside the United States and Canada.
- Vehicles/components that have had unauthorized alterations or modifications.
- Vehicles on which the odometer reading has been altered.
- Loss of time or use of the vehicle, loss of profits, inconvenience, or other consequential or incidental damages or expenses.
- Replacement of defective parts with parts other than those provided by IC Bus, LLC.

This warranty does not apply, or include coverage for defects attributable to the following:

- (a) Damage resulting from: (i) misuse, abuse, accident, neglect, negligence, vandalism, fire, riot, war, or Acts of God;
- (b) (ii) Structural or other modifications or alteration without prior express written authorization by IC Bus, LLC; (iii) Repair or attempted repair by unauthorized persons; (iv) Replacement of original components with substitutes without prior express written authorization by IC Bus, LLC; (v) Failure to perform routine preventative maintenance as customarily accepted within the industry or failure to provide proof of such preventative maintenance having been performed; (vi) Exposure to corrosives, contaminants, chemicals, salt, irradiation or atmospheric or environmental conditions; (vii) Usage or loading in excess of recommended capacities or in non-standard applications, including off-road.
- (c) Fading or discoloration of paint, lettering or decals.
- (d) Effects of aftermarket installation and aftermarket parts installed by the dealer or customer.

*Emission Coverage: Refer to engine operator's manual for emission coverage.

**Drivetrain:

- Allison Transmissions products or Transynd lubricants and fluids are not covered under this warranty. For warranty information see: www.allisontransmission.com/publications/
- For specific Eaton/Fuller Warranty coverage, see supplier information: www.roadrangerwarranty.com
- For extended component warranty: www.roadranger.com/Roadranger/warranty/Extended_Warranty/index.htm

***For non IC Bus Manufactured seats, contact the seat supplier for their warranty coverage. For Enova charge sustaining and charge depleting standard warranty to: <http://enovasystems.com/customer-support.html>

*1/24/2019 removed MaxxFace Engines from coverage as Buses built post March,1,2017 no longer offered this engine.



Revised 4/1/2019

Telematics Data Disclosure

Your Navistar vehicle may include an activated telematics subscription service. By accepting this Limited Warranty you consent to our collection and use of data from your vehicle as set forth at www.oncommandconnection.com on behalf of yourself and any vehicle operators and passengers. Navistar, Inc. or its affiliates will collect and send diagnostic and system data from your vehicle and use it for various purposes as further set forth in our Privacy Policy, posted at www.oncommandconnection.com, such as improving the uptime for your vehicle, improving our vehicles in the future, and reducing warranty events. If you choose not to allow Navistar to access your data, you may suspend your subscription at www.InternationalTrucks.com/Opt-Out

TOW COVERAGE \$550 PER INCIDENT

This service contract for **Towing option(s)** provides coverage for 24 months or unlimited miles/kilometers traveled from new vehicle delivery date, whichever expiration occurs first.

During this period, Navistar, Inc. ("Navistar") will pay for a service call and/or towing to the nearest IC Bus, International[®] or Cummins dealer WITH A NAVISTAR OR CUMMINS WARRANTABLE AND MISSION-DISABLING UNSAFE OPERATING CONDITION FAILURE. Coverage of Cummins failure begins AFTER the expiration of the Cummins second year of standard tow coverage for school bus if an additional Cummins service contract is active in Navistar Service Portal. Maximum liability for Navistar, per incident, is \$1,100. Exceptions are listed herein under section *What is Not Covered*.

WHAT IS NOT COVERED**Repairs:**

- Towing in connection with a failure that is NOT warranted with Cummins or Navistar.
- Any expense over the \$550 maximum liability, per incident.

Other:

- Buses sold and/or operated outside the United States and Canada.
- Buses /components which have had unauthorized alterations or modifications.
- Buses on which the odometer reading has been altered.
- Loss of time or use of the bus, loss of profits, inconvenience, or other consequential or incidental damages or expenses.
- Incidental or consequential costs or expenses which the owner may incur as a result of a malfunction or failure covered by this warranty, such as vehicle damage, communication expenses, meals, lodging, overtime, loss of use of engine or vehicle ("downtime"), loss of time, inconvenience, cargo loss or damage, and other similar costs and expenses.

OBTAINING SERVICE

To obtain service under this Service Contract, return this vehicle to any IC Bus or International[®] truck dealer authorized to service this model bus and engine. To locate an authorized dealer near you, please call the Navistar Customer Service Center at 800-44-TRUCK (800-448-7825).

DISCLAIMER

FOLLOWING THE EXPIRATION OF THE STANDARD NAVISTAR LIMITED WARRANTY AND DURING THE PERIOD OF THIS SERVICE CONTRACT, NO WARRANTIES OR ADDITIONAL COVERAGE ARE GIVEN BEYOND THOSE DESCRIBED HEREIN. THIS EXTENDED WARRANTY IS IN LIEU OF ALL OTHER WARRANTIES, EXPRESSED OR IMPLIED, EXCEPT FOR THE APPLICABLE STANDARD NAVISTAR LIMITED WARRANTY FOR YOUR VEHICLE. NAVISTAR SPECIFICALLY DISCLAIMS WARRANTIES OF MERCHANTABILITY AND FITNESS FOR A PARTICULAR PURPOSE, ALL OTHER REPRESENTATIONS TO THE USER/PURCHASER, AND ALL OTHER OBLIGATIONS OR LIABILITIES. NAVISTAR FURTHER EXCLUDES LIABILITY FOR INCIDENTAL, SPECIAL, INDIRECT AND CONSEQUENTIAL DAMAGES, ON THE PART OF NAVISTAR OR SELLER. No person is authorized to give any other warranties or to assume any liabilities on Navistar's behalf unless specifically made or assumed in writing by Navistar; and no other person is authorized to give any warranties or to assume any liabilities on the seller's behalf unless specifically made or assumed in writing by the seller.

Remedies Under State or Provincial Law: Some States and Provinces do not allow the exclusion or limitation of incidental or consequential damages, so the above limitation or exclusion may not apply to the owner. This warranty gives the owner specific legal rights, and he may also have other legal rights which may vary by state or province.

Navistar, Inc., except in Canada where it is Navistar Canada, Inc.

RE/CE BUS EXTENDED VEHICLE COVERAGE INCLUDING BUS BODY

This **Extended Vehicle Coverage Including Bus Body option(s)** provides coverage for time or distance traveled from new vehicle delivery date, whichever expiration occurs first.

During the period selected, Navistar, Inc. will repair or replace any of the covered components as defined below which proven defective in material and/or workmanship in normal use, with new or ReNEWed parts. Exceptions are listed herein under *What is Not Covered*.

GROUP 01 - FRAME AND BUMPER

067 - Carrier, Tire	306 - Outtrigger, Bus Platform	581 - Bumper Frame
071 - Bumper	Mounting	660 - Rail, Frame Side
211 - Bracket or Mounting	307 - Crossmember	739 - Reinforcement or Gussets
	309 - Crossmember, Engine	

GROUP 02 - FRONT AXLE

016 - Arm, Steering	353 - Fitting/Zerk	667 - King Pin & Bushing
032 - I-Beam, Front Axle	535 - Knuckle, Steering	799 - Seal, King Pin

GROUP 03 - SUSPENSION

062 - Equalizer / Rocker Arm and Bushing	264 - Control (Air Suspension Only)	468 - Spring Leaf Assembly
066 - Torque Arm & Bushing Assembly	341 - Bracket, Shock Absorber Mounting	584 - Bracket Assembly, Spring
074 - Walking Beam & Bushing Assembly	406 - Bolt, Center	646 - Shackles, Pins & Bushing
203 - Air Bag Assembly	437 - Suspension Air Control Manifold Assembly	711 - Crossmember, Rear Suspension
	438 - Suspension, ECM	769 - Sway Bar Assembly
		804 - Stop, Axle

GROUP 04 - BRAKES

003 - Tank, Air, Vacuum	429 - Cable/Linkage, Parking Brake	811 - Relay/Magnetic Switch
005 - Knob	461 - Linkage / Cam / Camshaft, Wheel Brake Actuating	812 - Valve, Modulator
007 - Pumps	462 - Linkage/Pedal/Spring Brake Actuating	816 - Sender, Wheel
009 - Accumulators	511 - Power Assist Unit	826 - Caliper
010 - Hydraulic Power Brake (HPB) Unit	617 - Backing Plate/Anchor/Dust Shield	840 - Caliper Bracket
012 - Solenoid Valve	634 - Pump, Back-Up (Less Motor)	842 - Switch, Flow
013 - Adjuster, Slack	636 - Motor, Back-Up	846 - Switch, Back-Up Motor
020 - Cylinder, Self Actuate Hydraulic Release	643 - End Cover, Unloader Valve Air Dryer	847 - Switch, Pressure Differential
036 - Adjuster Assembly, Automatic	662 - Spring, Brake Shoe Return	848 - Module, Monitor
105 - Bracket, Brake Chamber	747 - Spring Applied Air Release (Saar) Canister	851 - Valve, Spring Brake Control
231 - Chamber	751 - Sensor, Steering Angle	852 - Brake Assembly, Drive Line
232 - Diaphragm, Chamber	753 - Sender, Stability Control	909 - Harness, Cab
255 - Cylinder, Master	801 - Control Unit, Electronic ECU	913 - Valve, Foot Control or Pedal
390 - Reservoir		920 - Valve, Hand Control
392 - Switch, Fluid Level		923 - Harness, Front End (Wires/Connectors/Term)
397 - Governor and Mounting, Air		932 - Valve, Front Wheel Limiting & Mounting
428 - Lever/Pedal, Parking Brake		

940 - Harness, PDM
Distribution

GROUP 05 - STEERING

018 - Arm, Pitman
069 - Link, Drag
164 - Column Assy. &
Mounting, Steering
167 - Wheel Mechanism, Tilt
Steering
206 - Couplings/U-Joint,
Steering Shaft

GROUP 06 - PROP SHAFT

101 - Bearing
165 - Mounting, Bearing

GROUP 07 - EXHAUST

107 - Assembly, Basic
143 - Bracket/Support,
Mounting
426 - Guard / Heat Shield

GROUP 08 - ELECTRICAL

005 - Knob
018 - Alternator Assembly
038 - Multiplex Signal Module
(MSM)
041 - Telematics Control
Module (TCM)
049 - Switch, SOS
059 - Regulator, Voltage
063 - Solenoid Base, Pneumatic
Accessory
065 - Solenoid Unit, Pneumatic
Accessory
073 - Amplifier, Pyrometer
074 - Gauge, Voltmeter
076 - Gauge, Fuel Level
088 - Gauge, Oil Pressure
(Electrical)
097 - Gauge, Coolant
Temperature (Electrical)
099 - Gauge, Ammeter
109 - Gauge, Engine Oil
Temperature
110 - Gauge, Pyrometer
111 - Gauge, Rear Axle Oil
Temperature
116 - Gauge, Speedometer
(Electrical)
117 - Gauge, Tachometer
(Electrical)
118 - Gauge, Transmission Oil
Temperature
124 - Sender, Fuel Level

944 - Valve, Quick Release
955 - Pully

252 - Wheel, Steering
311 - Gear Assembly, Steering
314 - Gasket, Power Steering
Pump Mounting
316 - Wheel Mechanism,
Telescoping Steering
370 - Bracket/Mounting,
Steering Gear

391 - Joint, Universal
475 - Boot / Clamp, Slip Joint

533 - Tail Pipe, Exhaust Gas
Cooler
551 - Pipe, Crossover
576 - Pipe & Flange, Exhaust

127 - Tachometer/Trip Recorder
(Elec Driven)
155 - Sender, Pyrometer
156 - Sender, Rear Axle Oil
Temperature
159 - Sender, Transmission Oil
Temperature
202 - Motor, Starter
217 - Solenoid, Starter Motor
221 - Bezel/Cover Plate
223 - Circuit Board
224 - Switch, Speedometer /
Tachometer Dip
(Reprogramming Only)
225 - Panel, Circuit
Breaker/Relay/Fuse
226 - Mounting, Circuit
Breaker/Relay/Fuse Panel
251 - Harness, Coiled Ribbon
(Clock Spring)
266 - Switch, Clutch
269 - Module, Coolant Probe
270 - Probe, Coolant Level
284 - Antenna and Lead-In
347 - Mounting
372 - Module, Pyrometer
373 - Module, Ammeter
374 - Circuit Housing,
Speedometer / Tachometer
375 - Sender, Air Pressure
388 - Lamp Assembly

990 - Wiring

555 - Cylinder Assembly &
Valves
653 - Cooler Assembly, Oil
701 - Pump Assembly
757 - Reservoir Assembly
818 - Valve, Control
955 - Pulley

478 - Shaft
703 - Yoke/Spline

615 - Pipe/Stack, Tail
775 - Cap, Stack
824 - Pipe, Flex

401 - Clean Power Cable
(Battery To Cab)
404 - Flasher
405 - Beeper, Hydraulic Brake
Warning
407 - Alarm, High Water
Temp/Low Oil Press.
408 - Beeper, Low Air Pressure
418 - Regulator & Motor
Assembly
424 - Hourmeter
430 - Odometer
487 - Horn Assembly
499 - Contact Ring/Button, Horn
508 - Monitor, Driver Display
Unit
510 - Sensor, Radar Side/Front
512 - Display, Side Sensor
514 - Sensor, Turn Assembly
516 - Magnet, Turn Sensor
Assembly
518 - Harness, Side Sensor
585 - Automatic Headlight
Sensor
586 - Antenna, Tire Pressure
Monitor
587 - Brake Stroke Chamber
W/Sensor
588 - Display, Vehicle
Information
589 - Fuel Filter Restriction
Globe W/Sensor

595 - Module/Controller, Tire Pressure Monitor
596 - Module, Vehicle Sensor
598 - Batteries, Jumper Cable
599 - Sensor, Brake Pad Wear
601 - Wheel Module, Tire Pressure Monitor
607 - Switch, Air Horn
608 - Clock
609 - Switch, Cruise On/Off
618 - Switch, Cruise Set/Reset
620 - Switch, Engine Brake On/Off
621 - Switch, Headlight Interrupt
623 - Switch, Marker Interrupt
624 - Switch, Radio
628 - Switch, Transmission Mode
629 - Switch, Transmission Shift
637 - Alarm, Back-Up
705 - Solenoid, Air
718 - Solenoid

GROUP 09 - COOLING

012 - Solenoid Valves
022 - Core
026 - Shutter Assembly
047 - Hose/Pipe, Radiator
064 - Tank & Neck, Radiator
083 - Shroud Clamp
085 - Shroud Mounting Bracket
091 - Shroud, Engine Mounted
108 - Cylinder Assembly, Actuating
123 - Mounting, Radiator
136 - Motor
142 - Rod Assembly, Control

GROUP 10 - INSTRUMENTS

053 - Head Assembly

GROUP 11 - CLUTCH

059 - Bearing and Sleeve Assembly, Release
101 - Cylinder, Master
133 - Cylinder, Slave

GROUP 12 - ENGINE

222 - Solenoid
740 - Blade Assembly, Fan
744 - Fan Drive, Viscous
746 - Fan Drive, On/Off
748 - Control, Fan Clutch
750 - Pulley, Fan
802 - Sart Module

743 - Clean Power Cable (Batt to Engine Connect)
745 - Daytime Running Light Switch
758 - Central Processing Unit (CPU)
783 - Compass, Electronic
784 - Thermometer, Electronic
797 - Clean Power Cable (Batt to Transmission)
811 - Relay/Magnetic Switch
815 - Switch, Key/Ignition
821 - Switch, Push Button Starter
828 - Switch, Dimmer
835 - Switch, Back-Up Light
840 - Switch, Neutral Start
848 - Module Monitor
850 - Switch, Low Oil Pressure
854 - Controller, Esc
863 - Switch, Stoplight (Air)
864 - Switch, Stoplight (Hydraulic)

176 - Shroud
197 - Shutterstat
210 - Glass, Sight
211 - Tank & Mounting, Surge
222 - Solenoid
240 - Motor / Pump
427 - Bottle and Hose, Coolant Recovery
504 - Fan Module
616 - Cooler, In Tank Oil
701 - Pump Assembly
740 - Blade Assembly, Fan
755 - Electronic Fan Controller

292 - Fork and Cross Shaft, Clutch Release
349 - Lever Assembly, Relay
403 - External Linkage

811 - Relay/Magnetic Switch
814 - Pedal Assembly, Accelerator
828 - Front Mount/Bolt
836 - Rear Mount/Bolt
865 - Switch, Temperature

865 - Switch, High Water Temperature
870 - Switch, Low Air Pressure
871 - Switch, Low Coolant Level
872 - Switch, Parking Brake
884 - Switch, Headlight
885 - Switch, Marker/Interrupt
886 - Switch, Turn Signal
887 - Programming
907 - Actuator, Switch Pack
908 - Switch Pack (Base)
909 - Harness, Cab Wires Conn's & Terminals
923 - Harness, Front End (Wires, Connectors And
940 - Harness, PDM Distribution
955 - Pulley
996 - Monitor, Battery Run Down Protection

756 - Hydraulic Fluid Reservoir
767 - Oil Cooler (Oil-To-Air)
811 - Relay/Magnetic Switch
852 - Pipe, Charge Air Cooler
865 - Switch, Temperature
909 - Harness, Cab (Wires/Connectors/Term)
925 - Charge Air Cooler, Chassis Mounted
940 - Harness, PDM Distribution

440 - Self Adjusting Mechanism
462 - Pedal
639 - Intermediate Plat
862 - Plate Assembly, Pressure

905 - Bracket, Air Compressor Mtg.
909 - Harness, Cab (Wires/Connectors/Term)
911 - Bracket, Alternator Mtg.
914 - Bracket, Refrigerant Compressor Mounting

919 - Bracket, Power Steering
Pump Mounting
930 - Coupling, Accessory
Drive

938 - Gear, Power Steering
Pump Driver
946 - Tensioner, Belt
955 - Pulley/Idler/Bearing

GROUP 13 - TRANSMISSION

114 - Case
125 - Flange, Companion
138 - Block, Resistor
139 - Housing, Bell
191 - Retainer, Bearing
313 - Detent Poppet Ball &
Spring

616 - Cooler, Oil (Oil-To-Air)
677 - Line, Oil Cooler
785 - Linkage/Cable, Remote
Shift Control
825 - Switch, On/Off
839 - Switch, Brake
866 - Mounting

909 - Harness, Cab (Wires,
Connectors & Term)
940 - Harness, PDM
Distribution

GROUP 14 - REAR AXLE

013 - Adjuster, Slack
016 - Arm, Steering
068 - Spring, Lift
135 - Flange/Yoke, Comp
147 - Carrier
170 - Housing, Axle
203 - Air Bag Assembly
216 - Stud
231 - Chamber
265 - Control (Air Suspension
Control)
323 - Hanger and Crossmember
Assembly

357 - Bearings, Internal (Axle
Carrier)
376 - Gears, Bushings & Cross,
Differential
395 - Differential, Limited Slip
424 - Bolt, Ring Gear
441 - Wheel End Gearboxes
448 - Gears, Helical
472 - Gears, Planetary
496 - Gears, Ring & Pinion
590 - Shaft, Helical Drive Gear
606 - Clutch, Sliding
619 - Control, Air Shift

630 - Cylinder, Air Shift
654 - Fork, Shift
679 - Motor, Air Shift
707 - Bearing/Ret, P.D.
713 - Pump, Oil
719 - Case, P.D. Diff.
730 - Gears/Bushing & Cross
Power Divider
747 - Tank, Air Or Vacuum
969 - Knuckle, Steerable
970 - King Pin, Knuckle

GROUP 15 - FUEL SYSTEM

011 - Cap/Scoop, Air Inlet
014 - Box/Water Separator, Air
Inlet
026 - Pipe, Air Inlet
029 - Control System, Air Inlet
Temperature
142 - Pre-Heater Element
143 - Valve, Drain
144 - Valve, Check
145 - Cap, Vent

146 - Pump, Primer
147 - Collar
148 - Body
177 - Filler Neck/Cap & Gasket
196 - Sensor, Water in Fuel
216 - Bracket, Stack Mounting
263 - Air Intake Grill
479 - Finish (Metal)
500 - Bracket & Bolts,
Mounting

637 - Tank Body
787 - Tube, Fuel Outlet
857 - Indicator, Air Restriction
890 - Transfer Pump, Electric
(Tank to Tank)
892 - Valve/Control, Fuel Tank
909 - Harness, Cab Wires
Conn's & Terminals
976 - Vent, Air
988 - Guard, Crash

GROUP 16- CAB

006 - Stop, Hood
018 - Bezel, Head or Tail Lamp
027 - Step, Cab
053 - Cable, Hood
071 - Channel, Glass Run
078 - Remote Control/Cable,
Door
086 - Crossmember, Cab
Mounting
102 - Cab Tilt Lock Mechanism
103 - Cab Tilt Hinge
Mechanism
104 - Cowl/Firewall/SC or FC
Platform

121 - Suspension, Sleeper Bunk
122 - Cylinder, Lift
123 - Latch Assembly
129 - Cabinets
130 - Door
131 - Window, Sleeper
135 - Cylinder, Lift
139 - Door Assembly, Radiator
Access
146 - Shade, Sun
248 - Grille Assembly
264 - Handle, Grab
265 - Handle, Hood
282 - Hinge

291 - Hinge, Hood/Engine
Access Door Hatch
295 - Hood Guides
300 - Bunk Occupant Restraint
Strap/Tent
301 - Cowl Tray
309 - Hood
329 - Insulation
330 - Shield, Sound
336 - Insulation, Engine
Compartment
345 - Latch & Exterior Handle
362 - Latch, Hood

368 - Latch, Doghouse
Panel/Engine
398 - Map Pocket, Passenger
Door
409 - Air Intake Baffle/Water
Sep. Baffle
421 - Mirror, Spot
423 - Mirror, Exterior (Basic)
433 - Mirror, Interior
459 - Mounting, Front Cab
463 - Mounting, Intermediate
Body
468 - Mounting
546 - Panel, Back
555 - Doghouse Panel/Engine
Cover
567 - Panel, Floor
568 - Panel, Halo
569 - Panel, Engine Surround
584 - Panel, Instrument
611 - Panel, Splash
619 - Panel / Skin
625 - Rivet/Fastener
627 - Weld

637 - Structure
666 - Regulator & Handle,
Window
675 - Arm Rest
684 - Roof
721 - Spring/Shock Absorber &
Mounting, Cab
739 - Stop Assembly, Door
748 - Sub-Frame
799 - Console
802 - Manifest Box/Door Pouch
804 - Trim, Interior
805 - Trim, Bunk
806 - Mirror, Interior
807 - Under Bunk Lift Assist
Shock
811 - Relay/Magnetic Switch
(Electric Mirror)
825 - Switch, Electric Mirror
833 - Valve, Control
844 - Ventilator
855 - Visor, Sun
877 - Vent Window & Seal
896 - Trim, Hood

909 - Harness, Cab
(Wires/Connectors/Term)
926 - Shor Power Connection
928 - Door, Hood / Engine
Access
929 - Hinge / Bracket, Front
Hood Mounting
934 - Reinforcement, Hood
935 - Torsion Bar, Hood Assist
936 - Latch, Engine Access
Door
958 - Bracket, Sun Shade
Mounting
972 - Panel, Rear Trim
973 - Panel, Door Trim - Driver
Side
974 - Panel, Door Trim -
Passenger Side
975 - Holder, Cup
991 - Motor, Mirror
992 - Heater, Mirror
994 - Bracket, Mirror

GROUP 17 - WHEELS

031 - Disc Wheel
087 - Hub (Disc Wheel)
108 - Rim (Demountable)
386 - Spoke Wheel

GROUP 18 – SCR AFTERTREATMENT

045 - Hose, Pump to Tank
Supply / Suction
046 - Hose, Pump to Tank
Return
047 - Hose, Pump to Doser /
Injector
124 - Sensor Assembly, Def
Tank
177 - Cap, Filler Tank
180 - Cover, Supply Module
181 - Heater, Tank
350 - Hose, Tee to Doser
351 - Hose, Doser To Tee
500 - Bracket/Strap, Def Tank
501 - Bracket, Supply Module
Pump
502 - Bracket, ACM
565 - Wiring, (Sensor)
637 - Tank, Diesel Exhaust
Fluid
787 - Pickup, Tank
793 - Tank Def, Coolant Flow
Valve
801 - Module, PDM
906 - Wiring, ACM
907 - Wiring, Supply Module
908 - Wiring, Heated Line
909 - Wiring, Head Unit

GROUP 19 - ACCESSORIES

001 - Fan, Defroster
015 - Clutch, Compressor
028 - Compressor/Reciprocating
029 - Compressor/Rotary
043 - Condenser
045 - Linkage, Wiper
070 - Switch, Radiator
Fan/Shutter Override
076 - Core (Heater)
094 - Evaporator
100 - Meter Assembly, Engine
105 - Wheel, Blower
138 - Block, Resistor
149 - Accumulator/Dryer
182 - Valve, Expansion
183 - Valve, Rear Expansion
187 - Ducting, Air
Cond/Heater/Defroster
197 - Horn Assembly
214 - Valve, Control
251 - Harness, Coiled Ribbon
(Clock Spring)
310 - A/C O Ring
317 - Schrader Valve, Low Side
318 - Schrader Valve, High Side
325 - Solenoid, Pneumatic
327 - Switch, Air Horns
331 - Electric Air Compressor,
Seat
343 - Shock, Seat
344 - Adjuster Assembly, Seat
351 - Frame, Seat
353 - Fitting
354 - Control, Air Seat
355 - Mounting/Housing (Main
Case)
363 - Bag, Air
381 - Retractor, Seat Belt
386 - Belt, Seat
411 - Plate, Fifth Wheel
417 - Control, Fifth Wheel

435 - Heater Assembly, Engine
436 - Socket, Engine Heater
443 - Back-Up Camera
472 - Reservoir
506 - Lock Cylinder, Fifth Wheel
632 - HVAC Hose, Under Cab to Rear
675 - Rest, Arm
708 - Module, Blower Speed LPM
709 - Module, HVAC Control
733 - Actuator, Motor/Door - Blend Air

734 - Actuator, Motor / Door – Fresh Air
735 - Actuator, Motor/Door - Air Distribution
763 - Sensor, Refrigerant Pressure
764 - Thermistor, Inlet
765 - Thermistor, Outlet
807 - Module, Vehicle Personality (VPM)
825 - Switch
826 - Switch, Bunk-On/Off
827 - Switch Bunk-Temperature Control

830 - Switch, Intermittent
837 - Switch, Clutch
838 - Switch, Set-Resume
849 - Module, Diagnostic - APADS
880 - Switch, Pressure-Low
881 - Switch, Pressure-High
882 - Switch, Thermostatic
885 - Freeze Sensor
909 - Harness, Cab (Wires, Connectors and Terminals)
923 - Harness, Front End (Wires/Connectors/Term)

GROUP 22 - GENESIS BODY - COMP

001 - Fan, Defroster
040 - Bows
042 - Cowl, Front
044 - Frame, Rear
046 - Rails, Drip
048 - Rails, Seat
050 - Spacers, Bow
052 - Steps
055 - Bumper, Front
056 - Bumper, Rear
060 - Header, Entrance Door
061 - Frame, Entrance Door
062 - Drivers Seat Sub-Frame (K Frame)
063 - Frame, Side Emergency Door
064 - Frame, Rear Emergency Door
065 - Frame, Lift Door
066 - Frame, Body to Cab Floor
067 - Frame, Body to Cab Roof
068 - Frame, Davenport
080 - Bars, Light
082 - Bumpers, Header
084 - Caps, Inside
086 - Insulation
088 - Lining, Lower
090 - Lining, Overhead
092 - Racks, Luggage
094 - Rails Grab
096 - Rails, Shoulder
098 - Rails, Standee
100 - Reduction, Noise
120 - Bracket, License Plate
122 - Caps, Outside
124 - Caps, Post
126 - Door, Fuel
128 - Handles, Access
129 - Front Fiberglass Panel

130 - Panels, Rear Inside Window
131 - Front Sheet Metal
134 - Rails, Rub
136 - Rails, Snow
138 - Sheets, Side
140 - Skins, Rear Outside
141 - Hatch, Roof
142 - Skirts
146 - Roof Panels(Topping)
148 - Door, Engine
151 - Door, W/S Wiper
152 - Grille
200 - Electrical Access Compartment
204 - Battery, Compartment
208 - Spare Tire Compartment
212 - Luggage Compartment
214 - Safety Compartment
216 - Destination Sign Compartment
218 - Tool Compartment
239 - Controls Air
240 - Boxes, Buzzer
241 - Controls Electric
243 - Controls, Manual
244 - Devices, Hold Bac
246 - Doors, Entrance
248 - Doors, Lift – Single / Double
250 - Doors, Emer. Rear
252 - Doors, Emer. Side
254 - Handles, Door
256 - Hinges
258 - Locks, Door
262 - Vandalocks
275 - Light, Step
281 - Electric Panel
283 - Fuse Panel
284 - Horns

294 - Speakers
296 - Switches
297 - Radio
298 - Antenna
322 - Panels, Floor
326 - Sills, Floor
330 - Tiedown Bolts, Plates, J-Bolts, U-Bolts
332 - Wheel pocket Assy.
339 - Transition Panel / Cowl Filler Panel
340 - Doors, Engine Service
350 - Cross View Mirror
360 - Cover, Wheel-Pocket
364 - Moulding, Cove
366 - Treads, Step
369 - Wig-Wag
389 - Child Check Mate
402 - Window, Driver's
410 - Window, Emergency Exit
416 - Window, Split Sash
423 - Thermistor, Inlet
425 - Switch, Radiator Fan / Shutter Override
426 - Window, Split Storm
427 - Switch, Pressure - Low
429 - Clutch, Compressor
430 - A/C Compressor, Rotary
431 - Ducting, Air Conditioner
432 - Wheel, Blower
433 - Hose, A/C
434 - O-Ring, A/C
435 - Schrader Valve, Low Side
436 - Sensor, Refrigerant Pressure
437 - Switch
438 - Accumulator / Dryer
439 - Switch, Pressure - High
440 - Heater, Under Seat

441 - Harness, (Wires, Connectors, & Terminals)	471 - Harness, Power Distribution (On Flasher Plate)	544 - Red Light
442 - Heater, Rear	472 - Switch, Thermostatic	546 - Stop Light
444 - Covers/Trim, Hose	474 - Thermistor, Outlet	548 - Stop/Tail Light
445 - Control Cable	475 - Tube, Drain	550 - Strobe Light
446 - Driver's Heater	476 - Tube, Orifice	554 - Warning Light
447 - Core, Heater	478 - Motor	556 - Lift Door Light, Interior
449 - Motors, Heater	479 - A/C Electric Control Panel	558 - Lift Door Light, Exterior
450 - Stepwell Heater	480 - Panels, Modesty	560 - Cowl Mount Mirror
451 - Pump, Booster Heater	484 - Restraints, Lap	562 - Fender Mount Mirror / Rear View
453 - Condenser	488 - Stanchions	564 - Heated Mirror
454 - Fan, Condenser	493 - Harness, Left Hand Body	566 - Inside Rear View Mirror
455 - Evaporator	494 - Harness, Right Hand Body	568 - Spy Mirror
456 - Defroster Duct	495 - Harness, Flasher to Cowl	640 - Alarms, Backing
457 - Valve, Expansion	498 - Harness, Body Options External (Engine)	662 - Sign, Designation
459 - Fitting / Pipe (A/C)	499 - Microphone	682 - Crash Barrier Frame
460 - Harness, Front End	501 - Harness, Dash	684 - Belts, Seat
462 - Relay / Magnetic Switch	520 - Back-Up Light	692 - Passenger Seat Frame
463 - Schrader Valve, High Side	524 - Instrument Cluster Light	694 - Shields, Courtesy
464 - Harness, Flasher Plate	526 - Directional Light	697 - Flip Seat Frame
465 - Harness, LH Switch Panel	528 - Directional, Side Light Assembly	720 - Stop Arm
466 - Harness, Rh Switch Panel	534 - Fog Light	726 - Gates, Crossing
467 - Harness, Over Head Switch Panel	536 - Headlights	740 - Motor, Stop Arm
468 - Valve, Water (Dash Mounted A/C Heater Unit)	540 - License Plate Light, Assembly	742 - Motor, Stop Arm Module
469 - Harness, Front Cap	542 - Marker Light	762 - Static Vent
470 - Harness, Rear Cap		810 - Motor, Drive
		812 - Washer

WHAT IS NOT COVERED

Components / Items:

- Correction of loose fasteners, squeaks, rattles and unusual noises.
- Adjustments (e.g., headlights, brake/clutch adjustments, steering system adjustments, coolant levels).
- Items warranted by their respective manufacturers (e.g., non-Navistar brand engines, tires & tubes, Allison Transmissions, clutch, batteries, radios, lubricants, etc).
- Any part that is not a Navistar part number.
- Unauthorized parts other than Navistar service parts or ReNEWed® parts.
- Bodies, equipment and accessories installed by other than authorized Navistar employees at Navistar manufacturing plants.
- Front and rear axle alignment.
- Engine, Engine Electronics, Injectors, Turbocharger.
- Hybrid Electric Components (except Hybrid/Electric Drive Cooling).

Repairs:

- Maintenance-related items/ repairs or those as a result of normal wear and tear, including tune-ups, brake/clutch lining, clutch brake, windshield wiper blades, windshield wiper nozzles, gaskets, belts, seals, tire balancing, lubrication, batteries and other similar procedures/parts required to keep vehicle in good working condition. Such maintenance items or repairs include, but are not limited to oil changes, oil filters, air filters, desiccant cartridge, fuel filters, tire rotation, cleaning/polishing, engine tune-up, adding oils, tightening of air intake and coolant clamps, ash tray, cigarette lighter element, fire extinguishers, fluorescent ballast and tubes, fuses, gladhand and gladhand rubbers, trailer hoses, hose tenders, trailer electrical cables, light bulbs, mattress, mud flaps, mud flap mounting bracket.

- Repairs to any part of the vehicle subjected to misuse, negligence, improper maintenance, improper operation, or which is the result of an accident.
- Fades, runs, mismatch or damage to paint, trim items, upholstery, chrome, polished surfaces, etc., resulting from environmental causes, improper polishes, cleaners or washing solutions, or chemical and industrial fallout.
- No coverage will be granted if Power Train, Propshaft and Suspension sales guidelines (specifications) are not strictly adhered to by all owners and operators of this vehicle.
- Accidents, acts of nature or other events beyond control of Navistar.
- Any single repair requiring less than \$40.00 parts and labor to complete.

Other:

- Vehicles sold and/or operated outside the United States or Canada.
- Vehicles/components which have had unauthorized alterations or modifications.
- Vehicles on which the odometer reading has been altered.
- Incidental or consequential costs or expenses which the owner may incur as a result of a malfunction or failure covered by this warranty, such as vehicle damage, communication expenses, meals, lodging, overtime, loss of use of engine or vehicle (“downtime”), loss of time, inconvenience, cargo loss or damage, and other similar costs and expenses.
- Replacement of defective parts, which were, not authorized Navistar equipment when first installed.
- Towing, unless additionally purchased.

OBTAINING SERVICE

To obtain service under this Service Contract, return this vehicle to any Navistar truck dealer authorized to service this model vehicle and engine. To locate an authorized dealer near you, please call the Navistar Customer Service Center at 800-44-TRUCK (800-448-7825).

DISCLAIMER

NO WARRANTIES ARE GIVEN BEYOND THOSE DESCRIBED HEREIN. THIS WARRANTY IS IN LIEU OF ALL OTHER WARRANTIES, EXPRESSED OR IMPLIED. THE COMPANY SPECIFICALLY DISCLAIMS WARRANTIES OF MERCHANTABILITY AND FITNESS FOR A PARTICULAR PURPOSE, ALL OTHER REPRESENTATIONS TO THE USER/PURCHASER, AND ALL OTHER OBLIGATIONS OR LIABILITIES. THE COMPANY FURTHER EXCLUDES LIABILITY FOR INCIDENTAL AND CONSEQUENTIAL DAMAGES, ON THE PART OF THE COMPANY OR SELLER. No person is authorized to give any other warranties or to assume any liabilities on the company’s behalf unless made or assumed in writing by the Company; and no other person is authorized to give any warranties or to assume any liabilities on the seller’s behalf unless made or assumed in writing by the seller.

Remedies Under State or Provincial Law: Some States and Provinces do not allow the exclusion or limitation of incidental or consequential damages, so the above limitation or exclusion may not apply to the owner. This warranty gives the owner specific legal rights, and he may also have other legal rights which may vary by state or province.

Navistar, Inc., except in Canada where it is Navistar Canada, Inc.

Request for Taxpayer Identification Number and Certification

**Give Form to the
requester. Do not
send to the IRS.**

▶ Go to www.irs.gov/FormW9 for instructions and the latest information.

Print or type. See Specific Instructions on page 3.	<p>1 Name (as shown on your income tax return). Name is required on this line; do not leave this line blank.</p> <p>LONGHORN BUS SALES, LLC</p>	
	<p>2 Business name/disregarded entity name, if different from above</p>	
	<p>3 Check appropriate box for federal tax classification of the person whose name is entered on line 1. Check only one of the following seven boxes.</p> <p> <input type="checkbox"/> Individual/sole proprietor or single-member LLC <input type="checkbox"/> C Corporation <input type="checkbox"/> S Corporation <input type="checkbox"/> Partnership <input type="checkbox"/> Trust/estate </p> <p> <input checked="" type="checkbox"/> Limited liability company. Enter the tax classification (C=C corporation, S=S corporation, P=Partnership) ▶ C </p> <p>Note: Check the appropriate box in the line above for the tax classification of the single-member owner. Do not check LLC if the LLC is classified as a single-member LLC that is disregarded from the owner unless the owner of the LLC is another LLC that is not disregarded from the owner for U.S. federal tax purposes. Otherwise, a single-member LLC that is disregarded from the owner should check the appropriate box for the tax classification of its owner.</p> <p><input type="checkbox"/> Other (see instructions) ▶</p>	<p>4 Exemptions (codes apply only to certain entities, not individuals; see instructions on page 3):</p> <p>Exempt payee code (if any) _____</p> <p>Exemption from FATCA reporting code (if any) _____</p> <p><small>(Applies to accounts maintained outside the U.S.)</small></p>
	<p>5 Address (number, street, and apt. or suite no.) See instructions.</p> <p>911 NORTH LOOP E</p>	<p>Requester's name and address (optional)</p>
	<p>6 City, state, and ZIP code</p> <p>HOUSTON, TX 77029</p>	
	<p>7 List account number(s) here (optional)</p>	

Part I Taxpayer Identification Number (TIN)

Enter your TIN in the appropriate box. The TIN provided must match the name given on line 1 to avoid backup withholding. For individuals, this is generally your social security number (SSN). However, for a resident alien, sole proprietor, or disregarded entity, see the instructions for Part I, later. For other entities, it is your employer identification number (EIN). If you do not have a number, see *How to get a TIN*, later.

Note: If the account is in more than one name, see the instructions for line 1. Also see *What Name and Number To Give the Requester* for guidelines on whose number to enter.

Social security number									
-				-					
or									
Employer identification number									
2	0	-	0	5	3	8	1	3	6

Part II Certification

Under penalties of perjury, I certify that:

- The number shown on this form is my correct taxpayer identification number (or I am waiting for a number to be issued to me); and
- I am not subject to backup withholding because: (a) I am exempt from backup withholding, or (b) I have not been notified by the Internal Revenue Service (IRS) that I am subject to backup withholding as a result of a failure to report all interest or dividends, or (c) the IRS has notified me that I am no longer subject to backup withholding; and
- I am a U.S. citizen or other U.S. person (defined below); and
- The FATCA code(s) entered on this form (if any) indicating that I am exempt from FATCA reporting is correct.

Certification instructions. You must cross out item 2 above if you have been notified by the IRS that you are currently subject to backup withholding because you have failed to report all interest and dividends on your tax return. For real estate transactions, item 2 does not apply. For mortgage interest paid, acquisition or abandonment of secured property, cancellation of debt, contributions to an individual retirement arrangement (IRA), and generally, payments other than interest and dividends, you are not required to sign the certification, but you must provide your correct TIN. See the instructions for Part II, later.

Sign Here	Signature of U.S. person ▶ <i>Ashley Schrader</i>	Date ▶ <i>1-13-2020</i>
------------------	---------------------------------------------------	-------------------------

General Instructions

Section references are to the Internal Revenue Code unless otherwise noted.

Future developments. For the latest information about developments related to Form W-9 and its instructions, such as legislation enacted after they were published, go to www.irs.gov/FormW9.

Purpose of Form

An individual or entity (Form W-9 requester) who is required to file an information return with the IRS must obtain your correct taxpayer identification number (TIN) which may be your social security number (SSN), individual taxpayer identification number (ITIN), adoption taxpayer identification number (ATIN), or employer identification number (EIN), to report on an information return the amount paid to you, or other amount reportable on an information return. Examples of information returns include, but are not limited to, the following.

- Form 1099-INT (interest earned or paid)

- Form 1099-DIV (dividends, including those from stocks or mutual funds)
- Form 1099-MISC (various types of income, prizes, awards, or gross proceeds)
- Form 1099-B (stock or mutual fund sales and certain other transactions by brokers)
- Form 1099-S (proceeds from real estate transactions)
- Form 1099-K (merchant card and third party network transactions)
- Form 1098 (home mortgage interest), 1098-E (student loan interest), 1098-T (tuition)
- Form 1099-C (canceled debt)
- Form 1099-A (acquisition or abandonment of secured property)

Use Form W-9 only if you are a U.S. person (including a resident alien), to provide your correct TIN.

If you do not return Form W-9 to the requester with a TIN, you might be subject to backup withholding. See What is backup withholding, later.

**PROPOSED MARCH BUDGET AMENDMENT
2019-20 GENERAL FUND**

	2019-2020 ADOPTED BUDGET (AS OF 9/01/19)	2019-2020 AMENDED BUDGET (AS OF 12/16/19)	2019-2020 CURRENT AMENDMENTS (AS OF 3/26/20)	2019-2020 AMENDED BUDGET (AS OF 3/26/20)
Estimated Revenues				
5700 LOCAL AND INTERMEDIATE REVENUES	\$ 22,174,000	\$ 22,174,000	\$ -	\$ 22,174,000
5800 STATE PROGRAM REVENUES	\$ 28,521,324	\$ 29,171,324	\$ -	\$ 29,171,324
5900 FEDERAL REVENUES	\$ 330,000	\$ 330,000	\$ 450,000	\$ 780,000
7900 OTHER SOURCES	\$ -	\$ -	\$ -	\$ -
Total Estimated Revenue	\$ 51,025,324	\$ 51,675,324	\$ 450,000	\$ 52,125,324
Appropriations				
11 INSTRUCTION	\$ 28,698,107	\$ 28,875,031	\$ -	\$ 28,875,031
12 INSTRUCTIONAL RESOURCES/MEDIA SERVICE:	\$ 456,329	\$ 456,329	\$ -	\$ 456,329
13 CURRICULUM & INSTRUCTIONAL STAFF DEVELOPMENT	\$ 531,777	\$ 588,285	\$ -	\$ 588,285
21 INSTRUCTIONAL LEADERSHIP	\$ 1,021,222	\$ 1,074,888	\$ -	\$ 1,074,888
23 SCHOOL LEADERSHIP	\$ 2,389,050	\$ 2,440,550	\$ -	\$ 2,440,550
31 GUIDANCE, COUNSELING & EVALUATION SERVICES	\$ 1,265,928	\$ 1,411,023	\$ -	\$ 1,411,023
32 SOCIAL WORK SERVICES	\$ 327,569	\$ 327,569	\$ -	\$ 327,569
33 HEALTH SERVICES	\$ 672,346	\$ 672,346	\$ -	\$ 672,346
34 STUDENT (PUPIL) TRANSPORTATION	\$ 3,065,615	\$ 3,765,615	\$ 480,840	\$ 4,246,455
36 EXTRA-CURRICULAR ACTIVITIES	\$ 1,577,691	\$ 1,577,691	\$ -	\$ 1,577,691
41 GENERAL ADMINISTRATION	\$ 1,499,732	\$ 1,499,732	\$ -	\$ 1,499,732
51 PLANT MAINTENANCE & OPERATIONS	\$ 6,728,960	\$ 6,813,960	\$ -	\$ 6,813,960
52 SECURITY AND MONITORING	\$ 960,033	\$ 516,960	\$ -	\$ 516,960
53 DATA PROCESSING SERVICES	\$ 1,330,425	\$ 1,723,686	\$ -	\$ 1,723,686
61 COMMUNITY SERVICES	\$ 45,540	\$ 45,540	\$ -	\$ 45,540
81 FACILITIES AND CONSTRUCTION	\$ 50,000	\$ 50,000	\$ -	\$ 50,000
95 JUVENILE JUSTICE ALTERNATIVE	\$ 5,000	\$ 5,000	\$ -	\$ 5,000
99 OTHER INTERGOVERNMENTAL CHARGES	\$ 400,000	\$ 400,000	\$ -	\$ 400,000
8900 OTHER USES	\$ -	\$ -	\$ -	\$ -
Total Appropriations	\$ 51,025,324	\$ 52,244,205	\$ 480,840	\$ 52,725,045
Net (Revenues Less Appropriations)	\$ -	\$ (568,881)	\$ (30,840)	\$ (599,721)
Current Year Beginning Fund Balance				\$ 19,638,106
Fund Balance Surplus Deficit				\$ (599,721)
Estimate Current Year Ending Fund Balance				\$ 19,038,385

*To purchase 5 additional buses for the 2020-21 School Year