

**The Lockhart Independent School District  
Board of Trustees  
M.L. Cisneros Education Support Center Boardroom, 2nd Floor, Room 200, 419 Bois D'Arc Street,  
Lockhart, TX 78644  
Special Meeting, November 21, 2022 – 5:00 PM**

Notice is hereby given that on November 21, 2022, the Board of Trustees of the Lockhart Independent School District will hold a Special meeting at 5:00 PM in the M.L. Cisneros Education Support Center Boardroom, 2nd Floor, Room 200, 419 Bois D'Arc Street, Lockhart, TX 78644. The subjects to be discussed or considered or upon which any formal action may be taken are listed below. Items do not have to be taken in the same order as shown on this meeting notice.

1. Call to Order
2. Public Comment
3. COMMUNICATION/ACTION:
  - A. Administer Oath of Office to Unopposed Trustee for At-Large Position
  - B. Administer Oath of Office to Unopposed Trustee for At-Large Position
  - C. Consider and/or Approve Reorganization of Officers of the School Board
  - D. Approve Comprehensive Annual Financial Report for the Fiscal Year Ended June 30, 2022 3
  - E. Consideration and take action regarding Order Canvassing the November 8, 2022 Bond Election Results 167
  - F. Consideration and take action regarding Order Canvassing the November 8, 2022 Voter Approval Tax Rate Election Results 169
  - G. Approve Resolution Adopting the Maintenance and Operations Tax Rate, Interest and Sinking Tax Rate and Total Tax Rate for 2022 171
  - H. Consideration and possible action to approve interlocal agreement with Caldwell County to create Constable Security Program 174
  - I. Consider and/or Approve Additional Staffing for the 2022-2023 School Year 188
4. COMMUNICATION:
  - A. Strategic Planning Process 190
5. ADJOURNMENT

If, during the course of the meeting, discussion of any item on the agenda should be held in a closed meeting, the board will conduct a closed meeting in accordance with the Texas Open Meetings Act, Government Code, Chapter 551, Subchapters D and E or Texas Government Code section 418.183(f). Before any closed meeting is convened, the presiding officer will publicly identify the section or sections of the Act authorizing the closed meeting. All final votes, actions, or decisions will be taken in open meeting. [See BEC(LEGAL)]

Texas Government Code Section:

- |         |  |
|---------|--|
| 551.071 | Consultation with Attorney; Closed Meeting   |
| 551.072 | Deliberation Regarding Real Property; Closed Meeting   |
| 551.073 | Deliberation Regarding Prospective Gift; Closed Meeting  |
| 551.074 | Personnel Matters; Deliberate the Appointment, Employment, Evaluation, Reassignment, Duties, Discipline or Dismissal of a Public Officer or Employee; Closed Meeting |
| 551.075 | Conference Relating to Investments and Potential Investments Attended by Board of Trustees of Texas Growth Fund; Closed Meeting                                      |
| 551.076 | Deliberation Regarding Security Devices; Closed Meeting  |
| 551.082 | School Children; School District Employees; Disciplinary Matter or Complaint   |
| 551.083 | Certain School Boards; Closed Meeting Regarding Consultation with Representative of Employee Group   |
| 551.084 | Investigation; Exclusion of Witness from Hearing   |

Should any final action, final decision, or final vote be required in the opinion of the School Board with regard to any matter considered in such closed or executive meeting or session, then the final decision, or final vote shall be either:

- (a) in the open meeting covered by the Notice upon the reconvening of the public meeting; or,
- (b) at a subsequent public meeting of the School Board upon notice thereof; as the School Board shall determine.

On this day of November 18, 2022, this Notice was mailed or faxed to news media who had previously requested such Notice and an original copy was posted on the display window in the School District Administration Building on said date.



---

Superintendent

# Lockhart Independent School District Board of Trustees

Date of Board Meeting:

Agenda Item

---

AGENDA SECTION:

READING:

PREVIOUS BOARD REVIEW DATE:

TYPE OF ACTION

DEPARTMENT:

DISTRICT GOAL(S) ALIGNMENT:

1. Create a collaborative culture of contagious ambition.
2. Expect all staff to embrace growth opportunities.
3. Empower students to seize opportunities to achieve at high levels.

AGENDA TITLE:

---


BACKGROUND INFORMATION:

ATTACHMENT(S):

RECOMMENDATION:

RECOMMENDED MOTION:

**LOCKHART INDEPENDENT SCHOOL DISTRICT  
ANNUAL COMPREHENSIVE FINANCIAL REPORT  
FOR THE FISCAL YEAR ENDED JUNE 30, 2022**



**Lockhart, Texas**

**Prepared by the Business and Finance Office**

**Nicole Dean, Chief Financial Officer**



**LOCKHART INDEPENDENT SCHOOL DISTRICT**

**ANNUAL COMPREHENSIVE FINANCIAL REPORT**

**FOR THE YEAR ENDED JUNE 30, 2022**

**TABLE OF CONTENTS**

<b><u>Exhibit</u></b>	<b><u>Page</u></b>
<b>INTRODUCTORY SECTION</b>	
Letter of Transmittal .....	i
GFOA Certificate of Achievement .....	viii
Organizational Chart .....	ix
List of Principal Officials .....	x
Certificate of Board .....	xi
<b>FINANCIAL SECTION</b>	
Independent Auditor’s Report .....	1
Management’s Discussion and Analysis .....	4
<b>BASIC FINANCIAL STATEMENTS</b>	
Government-wide Statements:	
A-1 Statement of Net Position .....	9
B-1 Statement of Activities .....	10
Governmental Fund Financial Statements:	
C-1 Balance Sheet .....	12
C-2 Reconciliation of the Governmental Funds Balance Sheet to the Statement of Net Position .....	14
C-3 Statement of Revenues, Expenditures and Changes in Fund Balances .....	15
C-4 Reconciliation of the Statement of Revenues, Expenditures and Changes in Fund Balances of Governmental Funds to the Statement of Activities .....	17
Proprietary Fund Financial Statements:	
D-1 Statement of Net Position .....	18
D-2 Statement of Revenues, Expenses and Changes in Net Position .....	19
D-3 Statement of Cash Flows .....	20
Fiduciary Fund Financial Statements:	
E-1 Statement of Fiduciary Net Position .....	21
E-2 Statement of Changes in Fiduciary Net Position .....	22


Notes to the Financial Statements.....	23
<b>REQUIRED SUPPLEMENTARY INFORMATION</b>	
G-1 Schedule of Revenues, Expenditures and Changes in Fund Balance Budget and Actual – General Fund.....	45
G-2 Schedule of the District’s Proportionate Share of the Net Pension Liability – Teacher Retirement System.....	46
G-3 Schedule of District’s Pension Contributions – Teacher Retirement System.....	48
G-4 Schedule of District’s Proportionate Share of the Net OPEB Liability – Teacher Retirement System.....	50
G-5 Schedule of District’s OPEB Contributions – Teacher Retirement System .....	51
Notes to Required Supplementary Information .....	52
<b>COMBINING STATEMENTS</b>	
Nonmajor Governmental Funds:	
H-1 Combining Balance Sheet .....	53
H-2 Combining Statement of Revenues, Expenditures and Changes in Fund Balances.....	59
Nonmajor Proprietary Funds:	
H-3 Combining Statement of Net Position .....	65
H-4 Combining Statement of Revenues, Expenses and Changes in Net Position .....	67
H-5 Combining Statement of Cash Flows.....	69
<b>REQUIRED TEA SCHEDULES</b>	
J-1 Schedule of Delinquent Taxes Receivable.....	71
J-2 Schedule of Revenues, Expenditures and Changes in Fund Balance Budget and Actual – National Lunch and Breakfast Program .....	73
J-3 Schedule of Revenues, Expenditures and Changes in Fund balance Budget and Actual – Debt Service Fund.....	74
J-4 Use of Funds Report – Select State Allotment Programs.....	75
<b>STATISTICAL SECTION</b>	
TABLE 1 Net Position by Component.....	76
TABLE 2 Changes in Net Position.....	78
TABLE 3 Fund Balances of Governmental Funds.....	80
TABLE 4 Changes in Fund Balances of Governmental Funds .....	82
TABLE 5 Assessed Value and Estimated Actual Value of Taxable Property.....	84
TABLE 6 Direct and Overlapping Property Tax Rates.....	86
TABLE 7 Principal Property Taxpayers.....	87

TABLE 8	Property Tax Levies and Collections .....	89
TABLE 9	Outstanding Debt by Type .....	90
TABLE 10	Ratios of Debt Outstanding .....	91
TABLE 11	Direct and Overlapping Governmental Activities Debt.....	92
TABLE 12	Legal Debt Margin Information .....	93
TABLE 13	Demographic and Economic Statistics .....	95
TABLE 14	Principal Employers .....	96
TABLE 15	Full-Time-Equivalent Employees by Function/Program.....	98
TABLE 16	Operating Statistics .....	100
TABLE 17	Teacher Base Salaries .....	102
TABLE 18	School Building Information .....	103

**FEDERAL AWARDS SECTION**

	Independent Auditor’s Report on Internal Control Over Financial Reporting and on Compliance and Other Matters Based on an Audit of Financial Statements Performed in Accordance with <i>Government Auditing Standards</i> .....	107
	Independent Auditor’s Report on Compliance for Each Major Federal Program and Report on Internal Control Over Compliance in Accordance with the <i>Uniform Guidance</i> .....	109
K-1	Schedule of Expenditures of Federal Awards.....	112
	Notes to Schedule of Expenditures of Federal Awards .....	114
	Schedule of Findings and Questioned Costs .....	115

**THIS PAGE LEFT BLANK INTENTIONALLY**



# OFFICE OF BUSINESS AND FINANCE

PO Box 120 • Lockhart, Texas 78644 • phone: 512.398.0000 • fax: 512.398.0025  
[www.lockhartisd.org](http://www.lockhartisd.org)

November 21, 2022


Board of Trustees  
Lockhart Independent School District  
P.O. Box 120  
Lockhart, TX 78644

Dear Board of Trustees:

The Annual Comprehensive Financial Report of the Lockhart Independent School District (the District) for the twelve months ended June 30, 2022 is hereby submitted. The District's Business Office prepared the report. This report conforms to generally accepted accounting principles and standards as promulgated by the Governmental Accounting Standards Board (GASB). Responsibility for both the accuracy of the presented data and the completeness and fairness of the presentation, including all disclosures rests with school district management. We believe the data, as presented, are accurate in all material aspects; that it is presented in a manner designed to fairly present the financial position and the results of operations of the District as measured by the financial activity of its various funds. Furthermore, we believe that all disclosures necessary to enable the reader to gain the full understanding of the District's financial affairs have been included in this report. Management's discussion and analysis beginning on page 4 provides further information.

The District is required to be audited under an annual single audit in conformity with the provisions of the Single Audit Act, and the U.S. Office of Management and Budget Circular A-133, Audits of States, Local Governments and Non-Profit Organizations. The Texas Education Agency also requires a Schedule of Expenditures of Federal Awards, findings and questioned costs, status of prior findings and the auditor's reports on compliance with applicable laws and regulations and the District's internal control structure. The District's internal control structure is designed to provide reasonable assurance that these objectives are met. The concept of reasonable assurance recognizes that: (1) the cost of a control should not exceed the benefit likely to be acquired; and (2) the valuation of costs and benefits requires estimates and judgments by management. All areas were found to be acceptable and the auditor's opinions in this regard were unmodified. The auditor's opinion is included in this report.

The District's independent certified public accountants, Pattillo, Brown & Hill LLP, have examined the accompanying financial statements, and their opinion is included in the financial section. The statistical section (unaudited) includes selected financial and demographic information presented on a multi-year basis.



# OFFICE OF BUSINESS AND FINANCE

PO Box 120 • Lockhart, Texas 78644 • phone: 512.398.0000 • fax: 512.398.0025  
www.lockhartisd.org

## The Reporting Entity and Its Services

### Basic Information


This report includes all of the funds and account groups of the District. The District provides elementary and secondary education (Pre-Kindergarten to 12<sup>th</sup> grade) to citizens within the school district. Lockhart Independent School District is an independent school district incorporated as a political subdivision of the State of Texas. The FY 2021-2022 total enrollment was 6,127 as of the Public Education Information Management System (PEIMS) snapshot date in October 2021. The District has 406 certified teachers, 117 other professional staff, 31 administrative staff and 217 paraprofessional and other auxiliary staff.

A seven-member Board of Trustees governs the District in accordance with state statutes and regulations. Members serve four-year staggered terms without compensation. Three members of the Board of Trustees are elected for at-large seats, using a cumulative voting system in which a voter may cast all three of his/her votes for a single candidate, or split his/her three votes between two candidates, or cast one vote for three different candidates. This system was dictated by the Federal Department of Justice to facilitate election of trustees from ethnic minority groups. Four other trustees are elected to represent four single-member districts.

The Board of Trustees operates as a policy making body, delegating management to the single executive head (the Superintendent), setting annual District goals, and evaluating policies in terms of effectiveness in attaining District goals. The Board of Trustees delegates hiring and dismissal of all staff to the Superintendent.

The Superintendent and the administrative staff execute the policies of the Board, assume responsibility for the daily operation of the District, make recommendations to the Board in matters of policy and personnel, prepare the budget, and report to the Board on matters relating to the progress of the District in attaining the goals set by the Board.

The District provides a comprehensive range of school programs and services as delineated by state statute, such as career and technology education, bilingual education, special education, gifted and talented education, fine arts, athletics, voluntary alternative education, disciplinary education and numerous remedial, elective, and enrichment programs provided at age-appropriate grades. Support activities include social work, student and staff daycare, after-school care, community education, student transportation, food service, administrative support, technology, maintenance and custodial services. The District does not operate any component units.



# OFFICE OF BUSINESS AND FINANCE

PO Box 120 • Lockhart, Texas 78644 • phone: 512.398.0000 • fax: 512.398.0025  
www.lockhartisd.org

## **Budgetary Control**

Budgetary control is initiated when the Board adopts the annual appropriated budget for the General Fund, School Nutrition Fund and the Debt Service Funds. To ensure budgetary compliance, the Texas Education Agency (TEA) and the District have established spending regulations and policies. The District's local policies can be found at the Districts website at <http://pol.tasb.org/Home/Index/245> in the Board of Trustees policy manual. For all administrators with line item or program responsibility, TEA regulations set the level of budgetary control at the major functional expenditure level. Budgetary control is more restrictive at the district level. District Administrators are held responsible for maintaining and managing their budgets at the program, function and object level. All requested revisions that indicate a change in function require prior approval by the Board of Trustees. In addition, the Business Office conducts annual training for all staff to ensure District-wide compliance with budgetary controls.


## **Economic Condition and Outlook**

### **Local Economy**

Lockhart Independent School District (the District) is located in and around the city of Lockhart which is the county seat and principal commercial center of Caldwell County. Lockhart is located about 30 miles southeast of Austin and 60 miles northeast of San Antonio. Over the past century, Caldwell County's economy has changed from cattle to cotton to oil. Within the District is the City of Lockhart. The county seat and commercial center is in the City of Lockhart.

Though some of Caldwell County's employment still remains in the oil and gas industry, the local economy is primarily engaged in services, local government and agriculture. Caldwell County is a prime location for business. The economic base includes minerals such as sand, oil, gravel and gas. Agricultural industries consist of nurseries, hay, eggs, cotton, broiler production and beef cattle.

Lockhart is just twenty-five miles south of Austin-Bergstrom International airport. Lockhart is home to the BBQ Capital of Texas, attracting over 1.5 million visitors per year. The Caldwell County Courthouse square is one of the most visited and photographed squares in the state. Lockhart has attracted musicians, artists, artisans and local events, which attract out-of-town visitors regularly.



# OFFICE OF BUSINESS AND FINANCE

PO Box 120 • Lockhart, Texas 78644 • phone: 512.398.0000 • fax: 512.398.0025  
www.lockhartisd.org

There are several higher learning institutions within 30 miles of Lockhart, including Texas State University in San Marcos, The University of Texas at Austin, and Austin Community College (ACC). Lockhart is an easy commute for those seeking higher education. ACC began delivering vocational training at the District's ML Cisneros campus in late 2018, as a result of a memorandum of understanding between ACC, the District, and the Lockhart Economic Development Corporation.


State Highway 130 (SH130) toll road bypass passes through Caldwell County and provides a thoroughfare for NAFTA-based traffic. The county is traversed by Interstate Highway 10, U.S. Highway 183 and State Highways 21, 80 and 304.

With land being less expensive than Austin, the county is an affordable location for industries interested in moving to the Austin area but unwilling to pay the higher costs associated with being within the city. Lockhart has a small town quality of life, two industrial parks, job training, productive labor supply, and state and local incentives. The Lockhart Chamber of Commerce, Hispanic Chamber of Commerce and the Lockhart Economic Development Corporation is attracting residential, commercial and industrial developments to the city, ETJ and Caldwell County.

The Board of Trustees approved a Freeport Tax Exemption in April 2009. All three taxing entities: city, county and school district, have approved the exemption, offering businesses a "Triple Freeport Exemption", which should give Lockhart the additional tools needed to compete regionally and nationally to recruit companies to the area. The exemption gives companies the ability to store inventory in the county, tax-free, as long as it is shipped out within 175 days of the date that it is acquired.

## **Projections**

Enrollment is currently at 6,468 in 2022-2023, an increase of 341 students from 2021-2022, a 5.5% increase. The adopted 2022-2023 General Fund budget is \$60,777,753, an increase from \$58,848,029 in 2021-2022 of \$1,929,724. The increase in funding is attributable to an increase in student enrollment, which generates higher average daily attendance that generates additional state funding. The District presented a budget for 2022-2023, which provided for increases in employee compensation and benefits as well as additional staffing to serve the increase in the number of students and increased maintenance and operations budgets to support the increased student enrollment.



# OFFICE OF BUSINESS AND FINANCE

PO Box 120 • Lockhart, Texas 78644 • phone: 512.398.0000 • fax: 512.398.0025  
www.lockhartisd.org

## **Long-term Financial Policies**

The District's General Fund balance has been constantly increasing over the past few years. The District has a policy of paying cash (pay as you go) when appropriate, for capital projects. The District maintains a list of deferred capital improvement projects and when funds are available, initiates the completion of the projects. Additionally, the Administration and the Board review multi-year forecasting annually and adjust the budget to compensate for projected revenue decreases and increases. In 2021-2022, the District invested \$1,071,187 in one-time capital improvement projects, using General Fund balance.

## **Relevant Financial Policies**


The 2021-2023 bank depository agreement provides for a floor of 0.25% in interest income and is secured by collateral. In the 2021-2023 bank depository agreement, additional terms included above average certificates of deposit interest rates.

The District prioritizes capital spending plans based on safety, security and quality of education needs. Additional financial policies include one-time spending plans for non-recurring revenue, staffing ratio analyses, demographic studies, debt affordability reviews, and user fee cost-recovery analysis and implementation.

## **Awards and Acknowledgements**

### **Awards**

The Texas Education Agency has a Financial Accountability Rating System named Schools FIRST (Financial Integrity Rating System of Texas). This rating system was required in SB 218 of the 77<sup>th</sup> Texas Legislature (2001). The primary goal of Schools FIRST is to improve the management of school districts' financial resources. The rating system uses base indicators that are simple and understandable. Schools FIRST is a model for increased financial management efficiency in public schools.



# OFFICE OF BUSINESS AND FINANCE

PO Box 120 • Lockhart, Texas 78644 • phone: 512.398.0000 • fax: 512.398.0025  
[www.lockhartisd.org](http://www.lockhartisd.org)

Lockhart Independent School District has received the Schools FIRST Superior Achievement ratings for each of the thirteen consecutive school years 2001-2002 through 2012-2013. The Superior Achievement rating was the highest that a school district could receive through 2012-2013. Due to legislative changes to the FIRST program, for the 2013-2014 school year, there was only a pass or fail rating. The District passed the FIRST accountability rating. For the 2015-2016 through 2019-2020 school years, the District received a Schools FIRST Superior Achievement rating. This makes twenty consecutive years of receiving the highest rating possible.


The Government Finance Officers Association of the United States and Canada (GFOA) awarded a Certificate of Achievement for Excellence in Financial Reporting to the Lockhart Independent School District for its annual comprehensive financial report for the fiscal year ended June 30, 2021. This was the seventeenth consecutive year that the government has received this prestigious award. In order to be awarded a Certificate of Achievement, a government must publish an easily readable and efficiently organized annual comprehensive financial report. This report must satisfy both generally accepted accounting principles and applicable legal requirements.

A GFOA Certificate of Achievement is valid for a period of one year only. We believe that our current comprehensive annual financial report continues to meet the Certificate of Achievement Program's requirements and we will be submitting it to the GFOA to determine its eligibility for another certificate. This will be the seventeenth submission for the District.

## **Acknowledgements**

We respectfully acknowledge the responsible and sincere involvement and participation of the school board, superintendent, principals, program directors, coordinators and other staff in the financial affairs of the District.

Sincere appreciation is also expressed to members of the business office staff for their assistance and effort in maintaining and monitoring the financial records of the District. Individual recognition is directed to Michelle Wylie, Melissa Kelley, Brande Sifuentes, Tina Ramirez, Tanya Homann, Crystal Flores and Nancy Arana for their combined efforts in closing out the accounting records and assisting in preparing the various financial reports throughout the year and at year-end.



## OFFICE OF BUSINESS AND FINANCE

---

PO Box 120 • Lockhart, Texas 78644 • phone: 512.398.0000 • fax: 512.398.0025  
[www.lockhartisd.org](http://www.lockhartisd.org)

Lockhart Independent School District publicly solicits the active involvement of all citizens and the District's personnel in its financial affairs. The financial records are available on the District website for public inspection, and discussion by appointment, during normal office hours.

Respectfully submitted,

*Nicole Dean*

Chief Financial Officer



Government Finance Officers Association

Certificate of  
Achievement  
for Excellence  
in Financial  
Reporting

Presented to

**Lockhart Independent School District  
Texas**

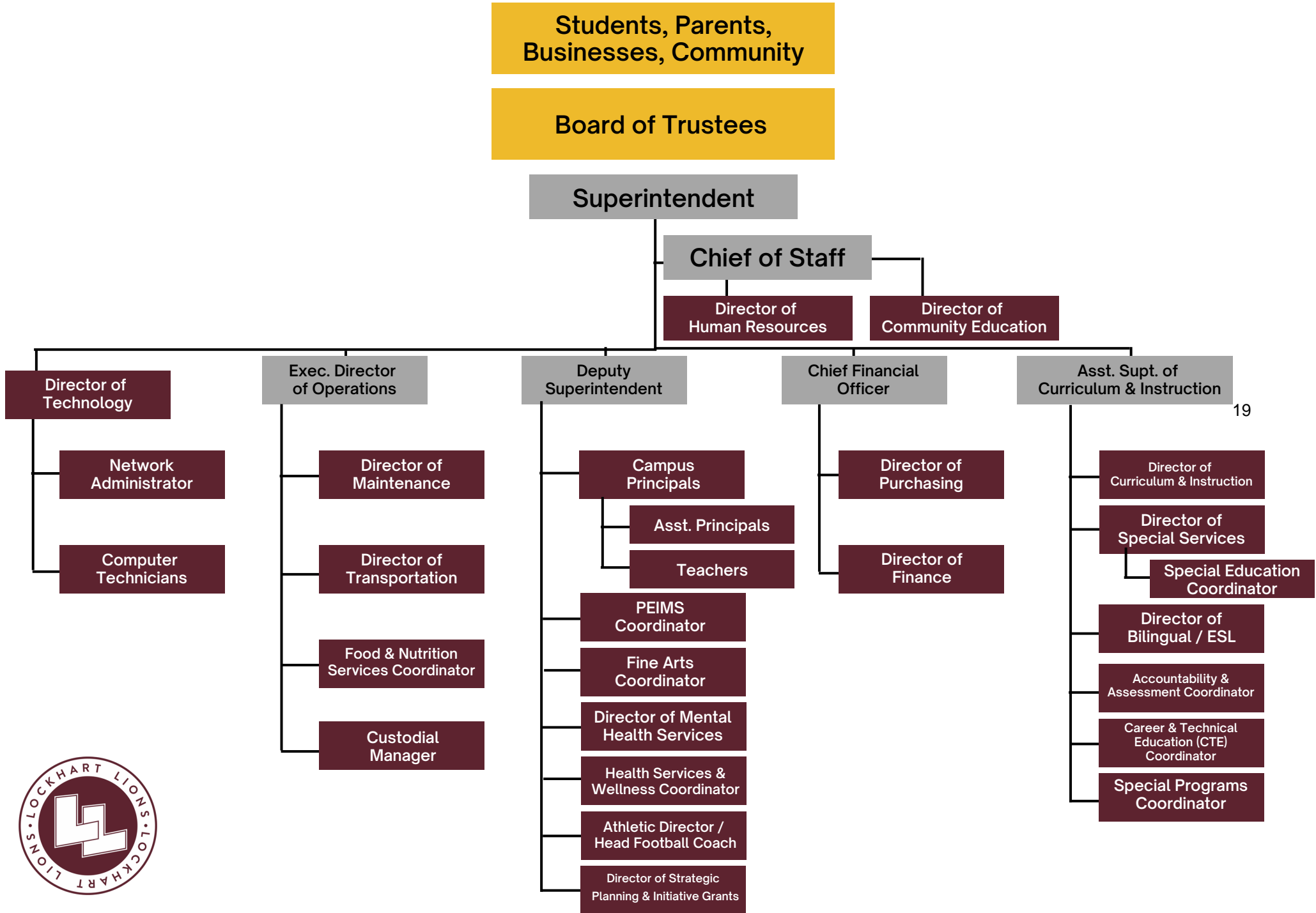
For its Annual Comprehensive  
Financial Report  
For the Fiscal Year Ended

June 30, 2021

*Christopher P. Morill*

Executive Director/CEO

# Organizational Chart | Lockhart ISD (2022)



19



**LOCKHART INDEPENDENT SCHOOL DISTRICT**

PRINCIPAL OFFICIALS

JUNE 30, 2022

**Board of Trustees**

Michael Wright, President

Warren Burnett, Vice President

Tom Guyton, Secretary

Dr. Barbara Sanchez

Rebecca Pulliam

Sam Lockhart

Rene Rayos

**District Leadership**

Mark Estrada, Superintendent

Stephaine Camarillo, Deputy Superintendent

Nicole Dean, Chief Financial Officer

Ty Davidson, Assistant Superintendent, Curriculum & Instruction

Christina Courson, Chief of Staff

James Acuna, Executive Director of Operations

CERTIFICATE OF THE BOARD

Lockhart Independent School District  
Name of School District

Caldwell  
County

028-902  
Co. – Dist. Number

We, the undersigned, certify that the attached annual financial reports of the above named school district were reviewed and (check one) \_\_\_\_\_ approved \_\_\_\_\_ disapproved for the year ended June 30, 2022, at a meeting of the board of trustees of such school district on the 21<sup>st</sup> day of November, 2022.

\_\_\_\_\_  
Signature of Board Secretary

\_\_\_\_\_  
Signature of Board President

If the Board of Trustees disapproved of the auditor’s report, the reason(s) for disapproving it is (are): (attach list as necessary).

**THIS PAGE LEFT BLANK INTENTIONALLY**

## **FINANCIAL SECTION**

**THIS PAGE LEFT BLANK INTENTIONALLY**

## INDEPENDENT AUDITOR'S REPORT

Board of Trustees of  
Lockhart Independent School District  
Lockhart, Texas

### Report on the Audit of the Financial Statements

#### **Opinions**

We have audited the accompanying financial statements of the governmental activities, business-type activities, each major fund, and the aggregate remaining fund information of Lockhart Independent School District (the "District"), as of and for the year ended June 30, 2022, and the related notes to the financial statements, which collectively comprise Lockhart Independent School District's basic financial statements as listed in the table of contents.

In our opinion, the financial statements referred to above present fairly, in all material respects, the respective financial position of the governmental activities, business-type activities, each major fund, and the aggregate remaining fund information of Lockhart Independent School District, as of June 30, 2022, and the respective changes in financial position and, where applicable, cash flows thereof for the year then ended in accordance with accounting principles generally accepted in the United States of America.

#### **Basis for Opinions**

We conducted our audit in accordance with auditing standards generally accepted in the United States of America (GAAS) and the standards applicable to financial audits contained in *Government Auditing Standards*, issued by the Comptroller General of the United States. Our responsibilities under those standards are further described in the Auditor's Responsibilities for the Audit of the Financial Statements section of our report. We are required to be independent of Lockhart Independent School District and to meet our other ethical responsibilities, in accordance with the relevant ethical requirements relating to our audit. We believe that the audit evidence we have obtained is sufficient and appropriate to provide a basis for our audit opinions.

#### **Emphasis of Matter – Change in Accounting Principle**

As described in the notes to the financial statements, in fiscal year 2022 the District adopted new accounting guidance, Governmental Accounting Standards Board (GASB) Statement No. 87, *Leases*. Our opinion is not modified with respect to this matter.

#### **Responsibilities of Management for the Financial Statements**

The District's management is responsible for the preparation and fair presentation of the financial statements in accordance with accounting principles generally accepted in the United States of America, and for the design, implementation, and maintenance of internal control relevant to the preparation and fair presentation of financial statements that are free from material misstatement, whether due to fraud or error.

In preparing the financial statements, management is required to evaluate whether there are conditions or events, considered in the aggregate, that raise substantial doubt about the District's ability to continue as a going concern for twelve months beyond the financial statement date, including any currently known information that may raise substantial doubt shortly thereafter.

## ***Auditor's Responsibility for the Audit of the Financial Statements***

Our objectives are to obtain reasonable assurance about whether the financial statements as a whole are free from material misstatement, whether due to fraud or error, and to issue an auditor's report that includes our opinions. Reasonable assurance is a high level of assurance but is not absolute assurance and therefore is not a guarantee that an audit conducted in accordance with GAAS and *Government Auditing Standards* will always detect a material misstatement when it exists. The risk of not detecting a material misstatement resulting from fraud is higher than for one resulting from error, as fraud may involve collusion, forgery, intentional omissions, misrepresentations, or the override of internal control. Misstatements are considered material if there is a substantial likelihood that, individually or in the aggregate, they would influence the judgment made by a reasonable user based on the financial statements.

In performing an audit in accordance with GAAS and *Government Auditing Standards*, we:

- Exercise professional judgment and maintain professional skepticism throughout the audit.
- Identify and assess the risks of material misstatement of the financial statements, whether due to fraud or error, and design and perform audit procedures responsive to those risks. Such procedures include examining, on a test basis, evidence regarding the amounts and disclosures in the financial statements.
- Obtain an understanding of internal control relevant to the audit in order to design audit procedures that are appropriate in the circumstances, but not for the purpose of expressing an opinion on the effectiveness of the District's internal control. Accordingly, no such opinion is expressed.
- Evaluate the appropriateness of accounting policies used and the reasonableness of significant accounting estimates made by management, as well as evaluate the overall presentation of the financial statements.
- Conclude whether, in our judgment, there are conditions or events, considered in the aggregate, that raise substantial doubt about the District's ability to continue as a going concern for a reasonable period of time.

We are required to communicate with those charged with governance regarding, among other matters, the planned scope and timing of the audit, significant audit findings, and certain internal control-related matters that we identified during the audit.

### ***Required Supplementary Information***

Accounting principles generally accepted in the United States of America require that the management's discussion and analysis, budgetary comparison information, and pension and OPEB information be presented to supplement the basic financial statements. Such information, although not a part of the basic financial statements, is required by the Governmental Accounting Standards Board, who considers it to be an essential part of financial reporting for placing the basic financial statements in an appropriate operational, economic, or historical context. We have applied certain limited procedures to the required supplementary information in accordance with auditing standards generally accepted in the United States of America, which consisted of inquiries of management about the methods of preparing the information and comparing the information for consistency with management's responses to our inquiries, the basic financial statements, and other knowledge we obtained during our audit of the basic financial statements. We do not express an opinion or provide any assurance on the information because the limited procedures do not provide us with sufficient evidence to express an opinion or provide any assurance.

### ***Supplementary Information***

Our audit was conducted for the purpose of forming opinions on the financial statements that collectively comprise Lockhart Independent School District's basic financial statements. The combining statements, required TEA schedules and the Schedule of Expenditures of Federal Awards, as required by the audit requirements of Title 2 U.S. Code of Federal Regulations (CFR) Part 200, *Uniform Administrative Requirements, Cost Principles, and Audit Requirements for Federal Awards* (Uniform Guidance), are presented for purposes of additional analysis and are not a required part of the basic financial statements.

The combining statements, required TEA schedules and the Schedule of Expenditures of Federal Awards are the responsibility of management and were derived from and relate directly to the underlying accounting and other records used to prepare the basic financial statements. Such information has been subjected to the auditing procedures applied in the audit of the basic financial statements and certain additional procedures, including comparing and reconciling such information directly to the underlying accounting and other records used to prepare the basic financial statements or to the basic financial statements themselves, and other additional procedures in accordance with auditing standards generally accepted in the United States of America. In our opinion, the combining statements, required TEA schedules and the Schedule of Expenditures of Federal Awards are fairly stated, in all material respects, in relation to the basic financial statements as a whole.

***Other Information Included in the Annual Comprehensive Financial Report***

Management is responsible for the other information included in the annual comprehensive financial report (ACFR). The other information comprises the introductory section and statistical section, but does not include the financial statements and our auditor's report thereon. Our opinions on the financial statements do not cover the other information, and we do not express an opinion or any form of assurance thereon. In connection with our audit of the financial statements, our responsibility is to read the other information and consider whether a material inconsistency exists between the other information and the financial statements, or the other information otherwise appears to be materially misstated. If, based on the work performed, we conclude that an uncorrected material misstatement of the other information exists, we are required to describe it in our report.

***Other Reporting Required by Government Auditing Standards***

In accordance with *Government Auditing Standards*, we have also issued our report dated November 21, 2022, on our consideration of the District's internal control over financial reporting and on our tests of its compliance with certain provisions of laws, regulations, contracts, and grant agreements and other matters. The purpose of that report is solely to describe the scope of our testing of internal control over financial reporting and compliance and the results of that testing, and not to provide an opinion on the effectiveness of internal control over financial reporting or on compliance. That report is an integral part of an audit performed in accordance with *Government Auditing Standards* in considering the District's internal control over financial reporting and compliance.

*Pattillo, Brown & Hill, L.L.P.*

Waco, Texas  
November 21, 2022

**THIS PAGE LEFT BLANK INTENTIONALLY**

## MANAGEMENT'S DISCUSSION AND ANALYSIS

As management of the Lockhart Independent School District (the "District"), we offer readers of the District's financial statements this narrative overview and analysis of the financial activities of the District for the year ended June 30, 2022. We encourage readers to consider the information presented here in conjunction with the financial statements.

### FINANCIAL HIGHLIGHTS

- The liabilities and deferred inflows of resources of the District exceeded its assets and deferred outflows of resources at the close of the most recent fiscal year by \$7,044,395 (*net position*). Of this amount, (\$9,125,007) (*unrestricted net position - deficit*) may be used to meet the District's ongoing obligations.
- As of the close of the fiscal year, the District's governmental funds reported combined ending fund balances of \$34,813,388, an increase of \$2,120,671 in comparison with the prior year. \$19,826,771 is available for spending at the District's discretion (*unassigned fund balance*).
- At the end of the current fiscal year, unassigned fund balance for the General Fund was \$19,826,771, or 35% of total General Fund expenditures.

### USING THIS ANNUAL FINANCIAL REPORT

This annual report consists of a series of financial statements. The government-wide financial statements include the Statement of Net Position and the Statement of Activities. These provide information about the activities of the District as a whole and present a long-term view of the District's property and obligations and other financial matters. They reflect the flow of total economic resources in a manner similar to the financial reports of a business enterprise.

Fund financial statements report the District's operations in more detail than the government-wide statements by providing information about the District's most significant funds. For governmental activities, these statements tell how services were financed in the short-term, as well as what resources remain for future spending. They reflect the flow of current financial resources and supply the basis for tax levies and the appropriations budget. The remaining statements, the fiduciary statements, provide financial information about activities for which the District acts solely as a trustee or agent for the benefit of those outside of the government.

The notes to the financial statements provide narrative explanations or additional data needed for full disclosure in the government-wide statements of the fund financial statements.

In addition to the basic financial statements and accompanying notes, this report also presents certain required supplementary information that further explains and supports the information in the financial statements. The combining statements for nonmajor funds are presented immediately following the required supplementary information. The sections labeled TEA Required Schedules and Federal Awards Section contain data used by monitoring or regulatory agencies for assurance that the District is using funds supplied in compliance with the terms of grants.

### **Reporting the District as a Whole**

#### ***The Statement of Net Position and the Statement of Activities***

The analysis of the District's overall financial condition and operations is shown with the Statement of Net Position and Statement of Activities. Its primary objective is to show whether the District is better off or worse off as a result of the year's activities. The Statement of Net Position includes all the District's assets, liabilities and deferred inflows/outflows of resources while the Statement of Activities includes all the revenue and expenses generated by the District's operations during the year. These apply the accrual basis of accounting which is the same used by most private sector companies.

All of the current year's revenue and expenses are taken into account regardless of when cash is received or paid. The District's revenue is divided into those provided by outside parties who share the costs of some programs, such as tuition received from students from outside the District and grants provided by the U. S. Department of Education to assist children with disabilities or from disadvantaged backgrounds (program revenue), and general revenue provided by the taxpayers or by TEA in equalization funding processes (general revenue). All of the District's assets are reported whether they serve the current year or future years. Liabilities are considered regardless of whether they must be paid in the current or future years.

These two statements report the District's net position and changes in them. The District's net position (the difference between assets, liabilities and deferred inflows/outflows of resources) provide one measure of the District's financial health or financial position. Over time, increases or decreases in the District's net position are one indicator of whether its financial health is improving or deteriorating. To fully assess the overall health of the District, however, you should consider nonfinancial factors as well, such as changes in the District's average daily attendance or its property tax base and the condition of the District's facilities.

In the Statement of Net Position and the Statement of Activities, the District has two kinds of activity:

**Governmental Activities** – Most of the District's basic services are reported here, including the instruction, counseling, co-curricular activities, food services, transportation, maintenance, community services, and general administration. Property taxes, tuition fees, and state and federal grants finance most of these activities.

**Business-type Activities** – The District's enterprise activities are reported here. These activities are intended to recover all or a significant portion of their costs through user fees and charges.

### **Reporting the District's Most Significant Funds**

#### ***Fund Financial Statements***

The Fund financial statements provide detailed information about the most significant funds – not the District as a whole. Laws and contracts require the District to establish some funds, such as grants received under ESEA Title I from the U. S. Department of Education. The District's administration establishes many other funds to help it control and manage money for particular purposes (like campus activities). The District has three types of funds:

**Governmental Funds** – The District reports most of its basic services in governmental funds. These funds use modified accrual accounting (a method that measures the receipt and disbursement of cash and all other financial assets that can be readily converted to cash) and they report balances that are available for future spending. The governmental fund statements provide a detailed short-term view of the District's general operations and the basic services it provides. We describe the differences between governmental activities (reported in the Statement of Net Position and the Statement of Activities) and governmental funds in reconciliation schedules following each of the governmental fund financial statements. The District currently reports 36 governmental funds.

**Proprietary Funds** - The District reports the activities for which it charges users (whether outside customers or other units of the District) in proprietary funds using the same accounting methods employed in the Statement of Net Position and the Statement of Activities. The internal service funds report activities that provide supplies and services for the District's other programs and activities—such as the District's self-insurance programs. The District, at present, maintains six community education proprietary funds.

**Fiduciary Funds** - The District accounts for resources held for the benefit of individuals and groups outside the District in fiduciary funds. These funds are not included in the government-wide financial statements because the resources reported in these funds are not available to fund the operations of the District. The District maintains two fiduciary funds: the Scholarship Fund, a private-purpose trust fund; and the Student Activity Fund, a custodial fund.

### **GOVERNMENT-WIDE FINANCIAL ANALYSIS**

The following analysis focuses on the net position (Table 1) and changes in net position (Table 2) of the District's governmental activities.

Net position of the District's governmental activities increased from \$2,569,658 to \$7,044,395 as shown in Table 1. Unrestricted net position was (\$9,125,007) at June 30, 2022 as shown in Table 1.

Unrestricted net position reflects a deficit primarily as a result of the District's proportionate shares of the TRS pension and OPEB liabilities presented in accordance with GASB 68 and GASB 75, respectively. The total district liability is reported in the governmental activities; however, the actual liability does not require the use of current resources at the fund level, which results in a timing difference since the TRS-Care plan is funded on a pay-as-you-go basis. The District has made all contractually required contributions as noted in the required supplementary information and has sufficient fund balance to meet the District's ongoing obligations to students and creditors.

The District's total revenues increased by \$1,079,111 primarily as the result of an increase in property tax revenue spurred on by increased property values.

The cost of all governmental activities this year as shown in the Statement of Activities was \$74,259,209 compared to \$74,228,393 last year. However, as shown in the Statement of Activities, the amount that our taxpayers ultimately financed for these activities through District taxes was \$26,184,481 because some of the costs were paid by other government and organizations that subsidized certain programs with grants and contributions.

**TABLE 1  
CONDENSED SCHEDULE OF NET POSITION**

	Governmental Activities		Business-type Activities		Total	
	2022	2021	2022	2021	2022	2021
<b>Assets:</b>						
Current and other assets	\$ 45,733,957	\$ 42,335,728	\$ 81,746	\$ 72,596	\$ 45,815,703	\$ 42,408,324
Capital assets	<u>72,028,743</u>	<u>76,719,576</u>	<u>-</u>	<u>-</u>	<u>72,028,743</u>	<u>76,719,576</u>
Total assets	<u>117,762,700</u>	<u>119,055,304</u>	<u>81,746</u>	<u>72,596</u>	<u>117,844,446</u>	<u>119,127,900</u>
<b>Deferred Outflows of Resources:</b>						
Deferred charge for refunding	1,596,610	6,464,893	-	-	1,596,610	6,464,893
Teach Retirement System	<u>9,936,844</u>	<u>10,833,357</u>	<u>-</u>	<u>-</u>	<u>9,936,844</u>	<u>10,833,357</u>
Total deferred outflows of resources	<u>11,533,454</u>	<u>17,298,250</u>	<u>-</u>	<u>-</u>	<u>11,533,454</u>	<u>17,298,250</u>
<b>Liabilities:</b>						
Long-term liabilities	92,596,010	109,616,697	-	-	92,596,010	109,616,697
Other liabilities	<u>9,374,704</u>	<u>9,937,429</u>	<u>81,746</u>	<u>72,596</u>	<u>9,456,450</u>	<u>10,010,025</u>
Total liabilities	<u>101,970,714</u>	<u>119,554,126</u>	<u>81,746</u>	<u>72,596</u>	<u>102,052,460</u>	<u>119,626,722</u>
<b>Deferred Inflows of Resources:</b>						
Teacher Retirement System	<u>20,281,045</u>	<u>14,229,770</u>	<u>-</u>	<u>-</u>	<u>20,281,045</u>	<u>14,229,770</u>
<b>Net position:</b>						
Net investment in capital assets	5,274,686	10,354,518	-	-	5,274,686	10,354,518
Restricted	10,894,716	8,150,024	-	-	10,894,716	8,150,024
Unrestricted	<u>( 9,125,007)</u>	<u>( 15,934,884)</u>	<u>-</u>	<u>-</u>	<u>( 9,125,007)</u>	<u>( 15,934,884)</u>
Total net position	<u>\$ 7,044,395</u>	<u>\$ 2,569,658</u>	<u>\$ -</u>	<u>\$ -</u>	<u>\$ 7,044,395</u>	<u>\$ 2,569,658</u>

**TABLE 2**  
**CONDENSED SCHEDULE OF CHANGES IN NET POSITION**

	Governmental Activities		Business-type Activities		Total	
	2022	2021	2022	2021	2022	2021
<b>REVENUES</b>						
Program revenues:						
Charges for services	\$ 399,816	\$ 180,462	\$ -	\$ -	\$ 399,816	\$ 180,462
Operating grants and contributions	16,648,292	16,376,245	-	-	16,648,292	16,376,245
General revenues:						
Maintenance and operations taxes	20,221,375	16,480,526	-	-	20,221,375	16,480,526
Debt service taxes	5,963,106	4,674,340	-	-	5,963,106	4,674,340
Grants and contributions not restricted	34,705,255	39,130,576	48,481	94,514	34,753,736	39,225,090
Investment earnings	88,006	165,473	-	-	88,006	165,473
Miscellaneous local & intermediate revenue	842,647	781,764	582,375	334,732	1,425,022	1,116,496
Total revenues	<u>78,868,497</u>	<u>77,789,386</u>	<u>630,856</u>	<u>429,246</u>	<u>79,499,353</u>	<u>78,218,632</u>
<b>EXPENSES</b>						
Instruction	41,294,972	41,902,217	-	-	41,294,972	41,902,217
Instructional resources and media services	676,430	687,991	-	-	676,430	687,991
Curriculum and staff development	1,193,850	802,858	-	-	1,193,850	802,858
Instructional leadership	997,556	886,507	-	-	997,556	886,507
School leadership	3,360,691	3,627,146	-	-	3,360,691	3,627,146
Guidance, counseling, and evaluation services	2,904,135	2,628,034	-	-	2,904,135	2,628,034
Social work services	199,259	222,343	-	-	199,259	222,343
Health services	552,864	592,417	-	-	552,864	592,417
Student (pupil) transportation	3,490,682	3,388,099	-	-	3,490,682	3,388,099
Food service	3,812,152	3,543,119	-	-	3,812,152	3,543,119
Extracurricular activities	1,734,400	1,653,879	-	-	1,734,400	1,653,879
General administration	2,711,289	2,670,608	-	-	2,711,289	2,670,608
Facilities maintenance and operations	5,876,853	6,259,841	-	-	5,876,853	6,259,841
Security and monitoring services	413,974	372,044	-	-	413,974	372,044
Data processing services	1,232,446	991,782	-	-	1,232,446	991,782
Community services	120,933	39,669	-	-	120,933	39,669
Debt service - interest on long-term debt	1,606,998	1,931,112	-	-	1,606,998	1,931,112
Debt service - bond issuance cost and fees	-	224,625	-	-	-	224,625
Payments related to SSA	1,600,422	1,438,819	-	-	1,600,422	1,438,819
Other intergovernmental charges	479,303	365,283	-	-	479,303	365,283
Business-type activities	-	-	765,407	738,234	765,407	738,234
Total expenses	<u>74,259,209</u>	<u>74,228,393</u>	<u>765,407</u>	<u>738,234</u>	<u>75,024,616</u>	<u>74,966,627</u>
<b>Increase/(Decrease) in net position before inflows/outflows and special items</b>	4,609,288	3,560,993	( 134,551)	( 308,988)	4,474,737	3,252,005
<b>TRANSFERS</b>	( 134,551)	( 308,988)	134,551	308,988	-	-
<b>NET POSITION, BEGINNING</b>	<u>2,569,658</u>	<u>( 682,347)</u>	<u>-</u>	<u>-</u>	<u>2,569,658</u>	<u>( 682,347)</u>
<b>NET POSITION, ENDING</b>	<u>\$ 7,044,395</u>	<u>\$ 2,569,658</u>	<u>\$ -</u>	<u>\$ -</u>	<u>\$ 7,044,395</u>	<u>\$ 2,569,658</u>

**THE DISTRICT'S FUNDS**

As the District completed the year, its governmental funds (as presented on the governmental fund balance sheet) reported a combined fund balance of \$34,813,388, which is greater than last year's total of \$32,692,717. This increase in fund balance is mainly attributable to an increase in revenue in the child nutrition fund.

Over the course of the year, the Board of Trustees revised the District's budget several times. These budget amendments fall into two categories. The first category includes amendments and supplemental appropriations that were approved shortly after the beginning of the year and reflect the actual beginning balances (versus the amounts estimated in June 2021). The second category involved amendments moving funds from programs that did not need all the resources originally appropriated to them to programs with resource needs.

The General Fund balance of \$24,806,709 reported in the financials differs from the General Fund's budgetary fund balance of \$21,854,329 reported in the budgetary comparison schedule, largely as a result of slower than expected growth in instruction expenditures. This accompanied an overall increase in fund balance of \$310,501 in the General Fund. This increase was less than the prior year increase of \$4,462,593, primarily due to increased costs related to growing attendance figures throughout the District.

The Debt Service Fund reported an increase in fund balance of \$415,883 in the current year. This was the result of revenue from property taxes and state entitlement programs continuing to exceed principal and interest payments on long-term debt during the current year.

The ESSER III Fund accounts for proceeds and disbursements related to the Elementary and Secondary School Emergency Relief Fund of the American Rescue Plan Act, which was awarded to the District to aid with costs incurred during the COVID-19 pandemic. The fund reported zero fund balance at year end, as revenues equaled expenditures in the fund.

## **CAPITAL ASSETS AND LONG-TERM LIABILITIES**

### **Capital Assets**

As of June 30, 2022, the District had \$72,028,743 (net of depreciation) invested in a broad range of capital assets, including facilities and equipment for instruction, transportation, athletics, administration, and maintenance. Significant capital additions during the year included \$741,916 of portable buildings and a new chiller installed at Navarro Elementary School for \$303,647.

Additional information about the District's capital assets is presented in the notes to the financial statements.

### **Long-Term Liabilities**

As of June 30, 2022, the District had total long-term debt outstanding which totaled \$68,350,667. This is a decrease of \$13,530,357 from June 30, 2021. The main reason for the decrease was a decrease in bond premiums related to the debt refunding in the prior year, as well as regular debt service payments during the current year.

The District also reported a net pension liability of \$7,934,963 and a net OPEB liability of \$16,310,380 as presented in accordance with GASB 68 and GASB 75, respectively.

Additional information about the District's long-term debt is presented in the notes to the financial statements.

## **ECONOMIC FACTORS AND NEXT YEAR'S BUDGETS AND RATES**

The District's elected and appointed officials considered many factors when setting the fiscal year 2022-23 budget and tax rates. Those factors include property values, increases in enrollment, the economy, projections of future budget years, and legislative mandates.

A steadily increasing enrollment population, coupled with a moderate increase in property values, has led to a General Fund budget of \$60.2 million for the 2022-23 fiscal year. The budget increased from 2021-2022 by more than \$1 million, a result of 2% enrollment growth expected from demographer. Since the 2022-23 school year began, the District has been experiencing the projected 2% enrollment growth.

Future enrollments are forecasted to have moderate enrollment growth and property values are forecast to gradually increase, which will continue to produce revenues that will support projected expenditures in the near future. For the 2022-23 budget year, the District has lowered its total property tax rate to \$1.1223 per \$100 of taxable value, down from \$1.1297 in 2021-22. Due to rising property values, the District has experienced a decline in state revenues. This means that the local taxpayer will have to pick up more of the cost of debt service through the debt service tax rate in the future.

## **CONTACTING THE DISTRICT'S FINANCIAL MANAGEMENT**

This financial report is designed to provide our citizens, taxpayers, customers, and investors and creditors with a general overview of the District's finances and to show the District's accountability for the money it receives. If you have questions about this report or need additional financial information, contact the District's business office at Lockhart Independent School District, P.O. Box 120, Lockhart, TX 78644, or by calling 512-398-0000.

**THIS PAGE LEFT BLANK INTENTIONALLY**

## **BASIC FINANCIAL STATEMENTS**

**THIS PAGE LEFT BLANK INTENTIONALLY**

**LOCKHART INDEPENDENT SCHOOL DISTRICT**

**EXHIBIT A-1**

STATEMENT OF NET POSITION

JUNE 30, 2022

Control Codes		Governmental Activities	Business-type Activities	Total
	<b>ASSETS</b>			
1110	Cash and cash equivalents	\$ 1,940,280	\$ 84,347	\$ 2,024,627
1120	Current investments	26,801,757	-	26,801,757
1220	Property taxes receivable (delinquent)	2,855,899	-	2,855,899
1230	Allowance for uncollectible taxes	( 142,795)	-	( 142,795)
1240	Due from other governments	12,954,711	-	12,954,711
1250	Accrued interest	1,547	-	1,547
1260	Internal balances	16,243	( 16,243)	-
1290	Other receivables	1,098,562	13,642	1,112,204
1410	Prepaid items	207,753	-	207,753
	Capital assets:			
1510	Land	700,990	-	700,990
1520	Buildings and improvements, net	69,287,520	-	69,287,520
1530	Furniture and equipment, net	1,903,298	-	1,903,298
1580	Construction in progress	136,935	-	136,935
1000	Total assets	<u>117,762,700</u>	<u>81,746</u>	<u>117,844,446</u>
	<b>DEFERRED OUTFLOWS OF RESOURCES</b>			
1701	Deferred charge for refunding	1,596,610	-	1,596,610
1705	Deferred outflows related to NPL	4,544,682	-	4,544,682
1706	Deferred outflows related to OPEB	5,392,162	-	5,392,162
1700	Total deferred outflows of resources	<u>11,533,454</u>	<u>-</u>	<u>11,533,454</u>
	<b>LIABILITIES</b>			
2110	Accounts payable	866,204	4,509	870,713
2140	Interest payable	1,167,239	-	1,167,239
2150	Payroll deductions & withholding	1,366,024	6,337	1,372,361
2160	Accrued wages payable	5,395,777	51,094	5,446,871
2180	Due to other governments	400,094	-	400,094
2300	Unearned revenue	179,366	19,806	199,172
	Noncurrent liabilities:			
	Due within one year:			
2501	Long-term debt	3,317,382	-	3,317,382
	Due in more than one year:			
2502	Long-term debt	65,033,285	-	65,033,285
2540	Net pension liability	7,934,963	-	7,934,963
2545	Net OPEB liability	16,310,380	-	16,310,380
2000	Total liabilities	<u>101,970,714</u>	<u>81,746</u>	<u>102,052,460</u>
	<b>DEFERRED INFLOWS OF RESOURCES</b>			
2605	Deferred inflows related to NPL	8,690,513	-	8,690,513
2606	Deferred inflows related to OPEB	11,590,532	-	11,590,532
2600	Total deferred inflows of resources	<u>20,281,045</u>	<u>-</u>	<u>20,281,045</u>
	<b>NET POSITION</b>			
3200	Net investment in capital assets	5,274,686	-	5,274,686
	Restricted:			
3820	Restricted for federal and state programs	3,385,417	-	3,385,417
3850	Restricted for debt service	7,509,299	-	7,509,299
3900	Unrestricted	( 9,125,007)	-	( 9,125,007)
3000	Total net position	<u>\$ 7,044,395</u>	<u>\$ -</u>	<u>\$ 7,044,395</u>

The accompanying notes are an integral part of this financial statement.

**LOCKHART INDEPENDENT SCHOOL DISTRICT**

STATEMENT OF ACTIVITIES

FOR THE YEAR ENDED JUNE 30, 2022

Data Control Codes	1 Functions/Programs	3 Program Revenues	Net (Expense) Revenue and Changes in Net Position		
			4 Operating Grants and Contributions	6 Revenue and Governmental Activities	
	Expenses	Charges for Services			
<b>Primary government:</b>					
Governmental activities:					
11	Instruction	\$ 41,294,972	\$ -	\$ 8,274,491	\$( 33,020,481)
12	Instructional resources and media services	676,430	-	( 4,289)	( 680,719)
13	Curriculum and staff development	1,193,850	-	258,832	( 935,018)
21	Instructional leadership	997,556	-	207,834	( 789,722)
23	School leadership	3,360,691	-	34,514	( 3,326,177)
31	Guidance, counseling, and evaluation services	2,904,135	-	1,487,890	( 1,416,245)
32	Social work services	199,259	-	( 64)	( 199,323)
33	Health services	552,864	-	14,416	( 538,448)
34	Student (pupil) transportation	3,490,682	-	48,764	( 3,441,918)
35	Food service	3,812,152	234,328	5,963,302	2,385,478
36	Extracurricular activities	1,734,400	123,560	( 11,159)	( 1,621,999)
41	General administration	2,711,289	-	( 23,344)	( 2,734,633)
51	Facilities maintenance and operations	5,876,853	41,928	221,951	( 5,612,974)
52	Security and monitoring services	413,974	-	34,808	( 379,166)
53	Data processing services	1,232,446	-	( 5,529)	( 1,237,975)
61	Community services	120,933	-	55,888	( 65,045)
72	Debt Service - interest on long-term debt	1,606,998	-	-	( 1,606,998)
93	Payments related to SSA	1,600,422	-	89,987	( 1,510,435)
99	Other intergovernmental charges	479,303	-	-	( 479,303)
TG	Total governmental activities	\$ 74,259,209	\$ 399,816	\$ 16,648,292	\$( 57,211,101)
Business-type activities:					
01	Summer recreation	67,806	-	-	-
02	After school program	176,768	-	-	-
03	Cubhouse students	112,315	-	-	-
04	GED Adult Education	52,116	-	-	-
06	Cubhouse employees	174,002	-	-	-
07	Community Ed Adm	182,400	-	-	-
TB	Total business-type activities	765,407	-	-	-
TP	Total primary government	75,024,616	399,816	16,648,292	( 57,211,101)
General revenues:					
Taxes:					
MT	Property taxes, levied for general purposes				20,221,375
DT	Property taxes, levied for debt service				5,963,106
IE	Investment earnings				88,006
GC	Grants and contributions not restricted to specific programs				34,705,255
MI	Miscellaneous local and intermediate revenue				842,647
FR	Transfers				( 134,551)
TR	Total general revenues and transfers				61,685,838
CN	Change in net position				4,474,737
NB	Net position, beginning				2,569,658
NE	Net position, ending				\$ 7,044,395

The accompanying notes are an integral part of this financial statement.

	7	8
Business-type Activities	<u>Total</u>	
\$ -	\$( 33,020,481)	
-	( 680,719)	
-	( 935,018)	
-	( 789,722)	
-	( 3,326,177)	
-	( 1,416,245)	
-	( 199,323)	
-	( 538,448)	
-	( 3,441,918)	
-	2,385,478	
-	( 1,621,999)	
-	( 2,734,633)	
-	( 5,612,974)	
-	( 379,166)	
-	( 1,237,975)	
-	( 65,045)	
-	( 1,606,998)	
-	( 1,510,435)	
-	( 479,303)	
<u>\$ -</u>	<u>\$( 57,211,101)</u>	

( 67,806)	( 67,806)
( 176,768)	( 176,768)
( 112,315)	( 112,315)
( 52,116)	( 52,116)
( 174,002)	( 174,002)
<u>( 182,400)</u>	<u>( 182,400)</u>
<u>( 765,407)</u>	<u>( 765,407)</u>
<u>( 765,407)</u>	<u>( 57,976,508)</u>

-	20,221,375
-	5,963,106
-	88,006
48,481	34,753,736
582,375	1,425,022
<u>134,551</u>	<u>-</u>
<u>765,407</u>	<u>62,451,245</u>
-	4,474,737
-	<u>2,569,658</u>
<u>\$ -</u>	<u>\$ 7,044,395</u>

**LOCKHART INDEPENDENT SCHOOL DISTRICT**

BALANCE SHEET  
GOVERNMENTAL FUNDS

JUNE 30, 2022

Data Control Codes		10	50 Debt Service	282
		<u>General</u>	<u>Service</u>	<u>ESSER III</u>
<b>ASSETS</b>				
1110	Cash and cash equivalents	\$ 696,258	\$ 81,160	\$ -
1120	Investments - current	16,617,084	6,796,408	-
1220	Property taxes - delinquent	2,252,222	603,677	-
1230	Allowance for uncollectible taxes	( 112,611)	( 30,184)	-
1240	Due from other governments	8,101,000	-	2,713,610
1250	Accrued interest	1,547	-	-
1260	Due from other funds	4,426,826	-	-
1290	Other receivables	1,072,822	25,740	-
1410	Prepaid items	207,753	-	-
1000	Total assets	<u>33,262,901</u>	<u>7,476,801</u>	<u>2,713,610</u>
<b>LIABILITIES</b>				
2110	Accounts payable	390,794	-	76,730
2150	Payroll deductions and withholdings	1,228,148	-	27,994
2160	Accrued wages payable	4,561,587	-	154,485
2170	Due to other funds	136,020	-	2,454,401
2180	Due to other governments	32	366,504	-
2300	Unearned revenue	-	-	-
2000	Total liabilities	<u>6,316,581</u>	<u>366,504</u>	<u>2,713,610</u>
<b>DEFERRED INFLOWS OF RESOURCES</b>				
2601	Unavailable revenue - property taxes	<u>2,139,611</u>	<u>573,493</u>	<u>-</u>
2600	Total deferred inflows of resources	<u>2,139,611</u>	<u>573,493</u>	<u>-</u>
<b>FUND BALANCES</b>				
Nonspendable Fund Balance:				
3430	Prepaid items	207,753	-	-
Restricted Fund Balance:				
3450	Federal or state funds grant restriction	-	-	-
3480	Retirement of long-term debt	-	6,536,804	-
Committed Fund Balance:				
3510	Construction	4,093,261	-	-
3545	Other committed fund balance	108,843	-	-
3545	Campus activity	-	-	-
Assigned Fund Balance:				
3490	Subsequent year's budget	570,081	-	-
3600	Unassigned fund balance	<u>19,826,771</u>	<u>-</u>	<u>-</u>
3000	Total fund balances	<u>24,806,709</u>	<u>6,536,804</u>	<u>-</u>
4000	Total liabilities, deferred inflows of resources and fund balances	<u>\$ 33,262,901</u>	<u>\$ 7,476,801</u>	<u>\$ 2,713,610</u>

Other Funds	Total Governmental Funds
\$ 1,162,862	\$ 1,940,280
3,388,265	26,801,757
-	2,855,899
-	( 142,795)
2,140,101	12,954,711
-	1,547
131,833	4,558,659
-	1,098,562
-	207,753
<u>6,823,061</u>	<u>50,276,373</u>
396,298	863,822
109,882	1,366,024
679,705	5,395,777
1,954,377	4,544,798
33,558	400,094
<u>179,366</u>	<u>179,366</u>
<u>3,353,186</u>	<u>12,749,881</u>
-	<u>2,713,104</u>
<u>-</u>	<u>2,713,104</u>
-	207,753
3,385,417	3,385,417
123	6,536,927
-	4,093,261
-	108,843
84,335	84,335
-	570,081
-	<u>19,826,771</u>
<u>3,469,875</u>	<u>34,813,388</u>
\$ <u>6,823,061</u>	\$ <u>50,276,373</u>

**THIS PAGE LEFT BLANK INTENTIONALLY**

**LOCKHART INDEPENDENT SCHOOL DISTRICT**

**EXHIBIT C-2**

RECONCILIATION OF THE GOVERNMENTAL FUNDS BALANCE SHEET TO  
THE STATEMENT OF NET POSITION

JUNE 30, 2022

Total fund balances - governmental funds	\$ 34,813,388
1 Capital assets used in governmental activities are not financial resources and therefore are not reported in governmental funds.	72,028,743
2 Long-term liabilities, including bonds payable, are not due and payable in the current period and therefore are not reported in the funds. Losses on refunding of bonds and the premium on issuance of bonds payable are netted against the long-term liabilities in the statement of net position.	( 67,921,296)
3 Included in the items related to debt is the recognition of the District's proportion share of the net pension liability required by GASB 68. The net position related to TRS included a deferred resource outflow in the amount of \$4,544,682, a deferred resource inflow in the amount of \$8,690,513, and a net pension liability in the amount of \$7,934,963. This resulted in a decrease in net position.	( 12,080,794)
4 Included in the items related to debt is the recognition of the District's proportion share of the net OPEB liability required by GASB 75. The net position related to TRS included a deferred resource outflow in the amount of \$5,392,162, a deferred resource inflow in the amount of \$11,590,532, and a net OPEB liability in the amount of \$16,310,380. This resulted in a decrease in net position.	( 22,508,750)
5 Uncollected property taxes and penalties and interest are reported as deferred inflows in the governmental funds balance sheet, but are recognized as revenue in the statement of activities.	<u>2,713,104</u>
19 Net position of governmental activities	\$ <u><u>7,044,395</u></u>

**LOCKHART INDEPENDENT SCHOOL DISTRICT**

STATEMENT OF REVENUES, EXPENDITURES AND CHANGES IN FUND BALANCES  
GOVERNMENTAL FUNDS

FOR THE YEAR ENDED JUNE 30, 2022

Data Control Codes		10	50 Debt Service	282
		<u>General</u>	<u>Service</u>	<u>ESSER III</u>
<b>REVENUES</b>				
5700	Local and intermediate sources	\$ 19,471,327	\$ 5,572,663	\$ -
5800	State program revenues	37,117,850	133,440	-
5900	Federal program revenues	<u>736,560</u>	<u>-</u>	<u>2,713,610</u>
5020	Total revenues	<u>57,325,737</u>	<u>5,706,103</u>	<u>2,713,610</u>
<b>EXPENDITURES</b>				
Current:				
0011	Instruction	32,336,738	-	1,909,731
0012	Instructional resources and media services	614,026	-	3,551
0013	Curriculum and instructional staff development	910,633	-	163,163
0021	Instructional leadership	526,329	-	200,123
0023	School leadership	3,198,360	-	58,537
0031	Guidance, counseling, and evaluation services	1,347,999	-	277,152
0032	Social work services	182,073	-	761
0033	Health services	540,234	-	5,580
0034	Student (pupil) transportation	2,952,095	-	-
0035	Food service	-	-	18,261
0036	Extracurricular activities	1,605,245	-	507
0041	General administration	2,632,102	-	11,667
0051	Facilities maintenance and operations	5,190,821	-	11,667
0052	Security and monitoring services	294,830	-	1,522
0053	Data processing services	1,188,185	-	3,551
0061	Community services	17,333	-	47,837
Debt Service:				
0071	Principal on long-term debt	9,830	3,690,000	-
0072	Interest on long-term debt	1,250	1,593,875	-
0073	Bond issuance costs and fees	-	6,345	-
Capital Outlay:				
0081	Facilities acquisition and construction	1,071,188	-	-
Intergovernmental:				
0093	Payments to shared service arrangements	1,566,492	-	-
0099	Other intergovernmental	<u>479,303</u>	<u>-</u>	<u>-</u>
6030	Total expenditures	<u>56,665,066</u>	<u>5,290,220</u>	<u>2,713,610</u>
1100	<b>EXCESS (DEFICIENCY) OF REVENUES OVER (UNDER) EXPENDITURES</b>	660,671	415,883	-
<b>OTHER FINANCING SOURCES (USES)</b>				
7915	Transfers in	-	-	-
8911	Transfers out	<u>( 350,170)</u>	<u>-</u>	<u>-</u>
7080	Total other financing sources (uses)	<u>( 350,170)</u>	<u>-</u>	<u>-</u>
1200	<b>NET CHANGE IN FUND BALANCES</b>	310,501	415,883	-
0100	<b>FUND BALANCES, BEGINNING</b>	<u>24,496,208</u>	<u>6,120,921</u>	<u>-</u>
3000	<b>FUND BALANCES, ENDING</b>	\$ <u>24,806,709</u>	\$ <u>6,536,804</u>	\$ <u>-</u>

<u>Other Funds</u>	<u>Total Governmental Funds</u>
\$ 2,715,183	\$ 27,759,173
595,283	37,846,573
<u>11,343,772</u>	<u>14,793,942</u>
<u>14,654,238</u>	<u>80,399,688</u>
6,267,087	40,513,556
40,610	658,187
101,440	1,175,236
284,812	1,011,264
33,525	3,290,422
1,365,910	2,991,061
-	182,834
700	546,514
233,276	3,185,371
4,016,699	4,034,960
42,263	1,648,015
9,255	2,653,024
439,797	5,642,285
104,702	401,054
-	1,191,736
127,990	193,160
325,000	4,024,830
48,574	1,643,699
-	6,345
-	1,071,188
33,930	1,600,422
-	479,303
<u>13,475,570</u>	<u>78,144,466</u>
1,178,668	2,255,222
215,619	215,619
-	( 350,170)
<u>215,619</u>	<u>( 134,551)</u>
1,394,287	2,120,671
<u>2,075,588</u>	<u>32,692,717</u>
\$ <u>3,469,875</u>	\$ <u>34,813,388</u>

RECONCILIATION OF THE STATEMENT OF REVENUES, EXPENDITURES AND CHANGES IN FUND BALANCES  
OF GOVERNMENTAL FUNDS TO THE STATEMENT OF ACTIVITIES

FOR THE YEAR ENDED JUNE 30, 2022

Net change in fund balances - total governmental funds	\$ 2,120,671
<p>Governmental funds report capital outlays as expenditures. However, in the statement of activities, the cost of those assets is allocated over their estimated useful life as depreciation expense. This is the amount by which depreciation exceeded capital outlays in the current period.</p>	
Additions to capital assets	1,360,766
Depreciation on capital assets	( 6,051,599)
Revenues in the statement of activities that do not provide current financial resources are not reported as revenue in the funds.	1,772,948
<p>The issuance of long-term debt provides current financial resources to governmental funds, while the repayment of the principal of long-term debt consumes the current financial resources of governmental funds. Neither transaction, however, has any effect on net position. Also, governmental funds report the effect of issuance costs, premiums, discounts, and similar items when debt is first issued, whereas these amounts are deferred and amortized in the statement of activities. This amount is the net effect of these differences in treatment of long-term debt and related items.</p>	
Principal payments on long-term debt	3,991,798
Amortization of bond premiums	4,652,911
Amortization of deferred loss on bond refunding	( 4,868,283)
Accrued interest payable	67,335
Accreted interest on capital appreciation bonds	224,115
<p>GASB 68 required that certain plan expenditures be de-expended and recorded as deferred resource outflows. These contributions made after the measurement date of the plan caused the change in ending net position to increase by \$1,267,880. Contributions made before the measurement date and during the previous fiscal year were also expended and recorded as a reduction in net pension liability. This caused a decrease in net position totaling \$1,111,602. Finally, the proportionate share of the TRS pension expense on the plan as a whole had to be recorded. The net pension expense increased the change in net position by \$521,763. The net result is an increase in the change in net position.</p>	
	678,041
<p>GASB 75 required that certain plan expenditures be de-expended and recorded as deferred resource outflows. These contributions made after the measurement date of the plan caused the change in ending net position to increase by \$301,418. Contributions made before the measurement date and during the previous fiscal year were also expended and recorded as a reduction in net pension liability. This caused a decrease in net position totaling \$274,079. Finally, the proportionate share of the TRS pension expense on the plan as a whole had to be recorded. The net pension expense increased the change in net position by \$498,695. The net result is an increase in the change in net position.</p>	
	<u>526,034</u>
Change in net position of governmental activities	\$ <u>4,474,737</u>

**LOCKHART INDEPENDENT SCHOOL DISTRICT**

**EXHIBIT D-1**

STATEMENT OF NET POSITION  
PROPRIETARY FUNDS

JUNE 30, 2022

	<u>Business-type Activities</u> Nonmajor Enterprise Funds
<b>ASSETS</b>	
Current assets:	
Cash and cash equivalents	\$ 84,347
Due from other funds	1,805
Other receivables	<u>13,642</u>
Total assets	<u>99,794</u>
<b>LIABILITIES</b>	
Current liabilities:	
Accounts payable	4,509
Payroll deduction and withholdings	6,337
Accrued wages payable	51,094
Due to other funds	18,048
Unearned revenues	<u>19,806</u>
Total liabilities	<u>99,794</u>
<b>NET POSITION</b>	
Total net position	<u>-</u>
Total net position	<u>\$ -</u>

**LOCKHART INDEPENDENT SCHOOL DISTRICT****EXHIBIT D-2**STATEMENT OF REVENUES, EXPENSES AND CHANGES IN NET POSITION  
PROPRIETARY FUNDS

FOR THE YEAR ENDED JUNE 30, 2022

	Business-type Activities
	<u>Nonmajor Enterprise Funds</u>
<b>OPERATING REVENUES:</b>	
Local and intermediate sources	\$ 582,375
State program revenues	<u>48,481</u>
Total operating revenues	<u>630,856</u>
<b>OPERATING EXPENSES:</b>	
Payroll costs	695,388
Professional and contracted services	21,652
Supplies and materials	40,709
Other operating costs	<u>7,658</u>
Total operating expenses	<u>765,407</u>
<b>INCOME (LOSS) BEFORE TRANSFERS</b>	<u>( 134,551)</u>
<b>TRANSFERS IN(OUT)</b>	
Transfers in	247,991
Transfers out	<u>( 113,440)</u>
Total transfers in (out)	<u>134,551</u>
<b>CHANGE IN NET POSITION</b>	-
<b>NET POSITION, BEGINNING</b>	<u>-</u>
<b>NET POSITION, ENDING</b>	<u>\$ -</u>

**LOCKHART INDEPENDENT SCHOOL DISTRICT**

**EXHIBIT D-3**

STATEMENT OF CASH FLOWS  
 PROPRIETARY FUNDS

FOR THE YEAR ENDED JUNE 30, 2022

	Business-type Activities
	<u>Nonmajor Enterprise Funds</u>
<b>CASH FLOWS FROM OPERATING ACTIVITIES</b>	
Cash receipts from customers	\$ 593,658
Cash receipts from grants	48,481
Cash payments to employees	( 691,727)
Cash payments to suppliers for goods and services	( 66,905)
Net cash provided by operating activities	<u>( 116,493)</u>
<b>CASH FLOWS FROM NON-CAPITAL FINANCING ACTIVITIES</b>	
Transfers from (to) other funds	<u>134,551</u>
Net cash provided by non-capital financing activities	<u>( 116,493)</u>
<b>NET INCREASE (DECREASE) IN CASH AND CASH EQUIVALENTS</b>	18,058
<b>CASH AND CASH EQUIVALENTS, BEGINNING</b>	<u>66,289</u>
<b>CASH AND CASH EQUIVALENTS, ENDING</b>	<u>84,347</u>
<b>RECONCILIATION OF OPERATING INCOME (LOSS) TO NET CASH PROVIDED (USED) BY OPERATING ACTIVITIES</b>	
Operating income (loss)	<u>( 134,551)</u>
Adjustments to reconcile operating income to net cash provided by operating activities:	
Decrease (increase) in customer receivable	( 13,344)
Decrease (increase) in due from other funds	4,204
Increase (decrease) in accounts payable	321
Increase (decrease) in payroll deductions	( 1,270)
Increase (decrease) in wages payable	4,931
Increase (decrease) in due to other funds	11,965
Increase (decrease) in unearned revenue	<u>11,251</u>
Net cash provided (used) by operating activities	<u>\$( 116,493)</u>

**LOCKHART INDEPENDENT SCHOOL DISTRICT**

**EXHIBIT E-1**

STATEMENT OF FIDUCIARY NET POSITION  
FIDUCIARY FUNDS

JUNE 30, 2022

	Private-Purpose Trust Fund	Custodial Fund
	Scholarship Fund	Student Activity Fund
<b>ASSETS</b>		
Cash and cash equivalents	\$ 200,440	\$ 144,330
Accrued interest	1,081	-
Due from other funds	-	2,382
Restricted assets	<u>123,902</u>	<u>-</u>
Total assets	<u>325,423</u>	<u>146,712</u>
<b>LIABILITIES</b>		
Accounts payable	148	4,148
Unearned revenue	<u>10</u>	<u>-</u>
Total liabilities	<u>158</u>	<u>4,148</u>
<b>NET POSITION</b>		
Held in trust	325,265	-
Restricted for other purposes	<u>-</u>	<u>142,564</u>
Total net position	<u>\$ 325,265</u>	<u>\$ 142,564</u>

**LOCKHART INDEPENDENT SCHOOL DISTRICT**

**EXHIBIT E-2**

STATEMENT OF CHANGES IN FIDUCIARY NET POSITION  
FIDUCIARY FUNDS

FOR THE YEAR ENDED JUNE 30, 2022

	<u>Private-Purpose Trust Fund</u>	<u>Custodial Fund</u>
	Scholarship Fund	Student Activity Fund
<b>ADDITIONS</b>		
Gifts and bequests	\$ 33,500	\$ -
Student fundraising activities	-	547,179
Investment income	<u>1,449</u>	<u>-</u>
Total additions	<u>34,949</u>	<u>547,179</u>
<b>DEDUCTIONS</b>		
Scholarships and awards	30,571	-
Cocurricular/extracurricular activities	<u>-</u>	<u>527,997</u>
Total deductions	<u>30,571</u>	<u>527,997</u>
<b>NET INCREASE (DECREASE) IN FIDUCIARY NET POSITION</b>	4,378	19,182
<b>NET POSITION, BEGINNING</b>	<u>320,887</u>	<u>123,382</u>
<b>NET POSITION, ENDING</b>	<u>\$ 325,265</u>	<u>\$ 142,564</u>

**THIS PAGE LEFT BLANK INTENTIONALLY**

# LOCKHART INDEPENDENT SCHOOL DISTRICT

## NOTES TO THE FINANCIAL STATEMENTS

JUNE 30, 2022

### I. SUMMARY OF SIGNIFICANT ACCOUNTING POLICIES

#### A. Reporting Entity

Lockhart Independent School District (the "District") is a public educational agency operating under the applicable laws and regulations of the State of Texas. It is governed by a seven-member Board of Trustees (the "Board") elected by registered voters of the District. The District prepares its basic financial statements in conformity with generally accepted accounting principles and it complies with the requirements of the appropriate version of Texas Education Agency's *Financial Accountability System Resource Guide* (the "Resource Guide").

The Board of Trustees (the "Board") is elected by the public and it has the authority to make decisions, appoint administrators and managers, and significantly influence operations. It also has the primary accountability for fiscal matters. Therefore, the District is a financial reporting entity as defined by the Governmental Accounting Standards Board ("GASB").

#### B. Government-wide and Fund Financial Statements

The government-wide financial statements (i.e., the statement of net position and the statement of activities) report information on all of the nonfiduciary activities of the primary government. For the most part, the effect of interfund activity has been removed from these statements. *Governmental activities* include programs supported by taxes, state foundation and intergovernmental revenue. The fund equity is segregated into the following categories invested in capital assets net of related debt, restricted net position, and unrestricted net position. *Business-type activities* include operations that rely to a significant extent on fees and charges for support.

The statement of activities demonstrates the degree to which the direct expenses of a given function or segment are offset by program revenue. *Direct expenses* are those that are clearly identifiable with a specific function or segment. *Program revenue* includes 1) charges to customers or applicants who purchase, use, or directly benefit from goods, services or privileges provided by a given function, and 2) grants and contributions that are restricted to meeting the operational or capital requirements of a particular function. Taxes and other items not properly included among program revenue are reported instead as *general revenue*.

During the course of operations the District has activity between funds for various purposes. Any residual balances outstanding at year end are reported as due from /to other funds and advances to/from other funds. While these balances are reported in fund financial statements, certain eliminations are made in the preparation of the government-wide financial statements. Balances between the funds included in governmental activities (i.e., the governmental and internal service funds) are eliminated so that only the net amount is included as internal balances in the governmental activities column. Similarly, balances between the funds included in business-type activities (i.e., the enterprise funds) are eliminated so that only the net amount is included as internal balances in the business-type activities column.

The fund financial statements provide reports on the financial condition and results of operations for three fund categories – governmental, business-type and fiduciary. Since the resources in the fiduciary funds cannot be used for District operations, they are not included in the government-wide statements. The District considers some governmental funds major and reports their financial condition and results of operations in a separate column.

Proprietary funds distinguish operating revenues and expenses from nonoperating items. Operating revenues and expenses result from providing services and producing and delivering goods in connection with a proprietary fund's principal ongoing operations. All other revenues and expenses are nonoperating.

**C. Measurement Focus, Basis of Accounting, and Financial Statement Presentation**

The government-wide financial statements are reported using the *economic resources measurement focus* and the *accrual basis of accounting*. Revenue is recorded when earned and expenses are recorded when a liability is incurred, regardless of the timing of related cash flows. Property taxes are recognized as revenue in the year for which they are levied. Grants and similar items are recognized as revenue as soon as all eligibility requirements imposed by the provider have been met.

Governmental fund financial statements are reported using the *current financial resources measurement focus* and the *modified accrual basis of accounting*. Revenue is recognized as soon as it is both measurable and available. Revenue is considered to be *available* when it is collectible within the current period or soon enough thereafter to pay liabilities of the current period. For this purpose, the government considers revenue to be available if it is collectible within 60 days of the end of the current fiscal period. Expenditures generally are recorded when a liability is incurred, as under accrual accounting. However, debt services expenditures, as well as expenditures related to claims and judgments, are recorded only when payment is due. General capital asset acquisitions are reported as expenditures in governmental funds. Issuance of long-term debt is reported as other financing sources.

Property taxes, state foundation funds and interest associated with the current fiscal period are all considered to be susceptible to accrual and so have been recognized as revenue of the current fiscal period. Entitlements are recorded as revenue when all eligibility requirements are met, including any time requirements, and the amount received during the period or within the availability period for this revenue source (within 60 days of year-end). All other revenue items are considered to be measurable and available only when cash is received by the District.

The proprietary fund financial statements are accounted for using the *economic resources measurement focus* and the *accrual basis of accounting*. This basis of accounting recognizes revenues in the accounting period in which they are earned and expenses in the accounting period in which they are incurred. Under this measurement focus, all assets and all liabilities associated with the operation of these funds are included on the Statement of Net Position. The fund equity is segregated into invested in capital assets net of related debt, restricted net position, and unrestricted net position.

The fiduciary funds use the *economic resources measurement focus* and utilize the accrual basis of accounting for reporting assets, liabilities, additions and deductions.

The District reports the following major governmental funds:

**The General Fund** – The General Fund is the District's primary operating fund and is always reported as a major fund. It accounts for all financial resources except those required to be accounted for in another fund.

**The Debt Service Fund** – The District accounts for resources accumulated and payments made for principal and interest on long-term general obligation debt of governmental funds in a debt service fund.

**The ESSER III Grant Fund** – This fund accounts for the District's expenditures related to the Elementary and Secondary School Emergency Relief grant of the American Rescue Plan. The District received this grant to assist with costs incurred during the COVID-19 pandemic.

Additionally, the District reports the following fund types:

Governmental Funds:

**Special Revenue Funds** – The District accounts for resources restricted to or designated for specific purposes by the District or a grantor in a special revenue fund. Most Federal and some State financial assistance is accounted for in a Special Revenue Fund, and sometimes unused balances must be returned to the grantor at the close of specified project periods.

Proprietary Funds:

**Proprietary Funds** – Revenues and expenses related to services provided to organizations outside the District on a cost reimbursement basis are accounted for in proprietary funds.

Fiduciary Funds:

**Private Purpose Trust Fund** – The District accounts for donations for which the donor has stipulated that both the principal and the income may be used for purposes that benefit parties outside the District. The District's Private Purpose Trust Fund is the Lockhart Education Foundation Fund.

**Custodial Fund** – The District accounts for resources held for others in a custodial capacity in Custodial Funds. The District's Custodial Fund is the Student Activities Fund.

During the course of operations, the District has activity between funds for various purposes. Any residual balances outstanding at year end are reported as due from/to other funds. While these balances are reported in fund financial statements, certain eliminations are made in the preparation of the government-wide financial statements. Balances between the funds included in the governmental activities are eliminated.

Further, certain activity occurs during the year involving transfers of resources between funds. In fund financial statements these amounts are reported at gross amounts as transfers in/out. While reported in fund financial statements, certain eliminations are made in the preparation of the government-wide financial statements. Transfers between the funds included in governmental activities are eliminated so that only the net amount is included as transfers in the governmental activities column.

#### **D. Assets, Liabilities, and Net Position or Equity**

##### **1. Cash and Cash Equivalents**

Cash and cash equivalents include cash and highly liquid investments such as certificates of deposits, money market funds, local government investment pools, Treasury bills, and commercial paper that have a maturity from time of purchase of three months or less.

##### **2. Inventories**

Inventories of supplies on the balance sheet are stated at weighted average cost, while inventories of food commodities are recorded at market values supplied by the Texas Department of Human Services. Inventory items are recorded as expenditures when they are consumed. Supplies are used for almost all functions of activity, while food commodities are used only in the food service program. Although commodities are received at no cost, their fair market value is supplied by the Texas Department of Human Services and recorded as inventory and deferred revenue when received. When requisitioned, inventory and deferred revenue are relieved, expenditures are charged, and revenue is recognized for an equal amount. Inventories also include plant maintenance and operation supplies as well as instructional supplies.

##### **3. Prepaid Items**

Certain payments to vendors reflect costs applicable to future accounting periods and are recorded as prepaid items in both government-wide and fund financial statements.

##### **4. Capital Assets**

Capital assets, which include land, building, furniture and equipment are reported in the governmental activities column in the financial statements. Capital assets are defined by the government as assets with an initial, individual cost of more than \$5,000 and an estimated useful life in excess of two years. Such assets are recorded at historical cost or estimated historical cost if purchased or constructed. Donated capital assets are recorded at acquisition cost, which is the price that would be paid to acquire the asset with equivalent service potential at the acquisition date.

The costs of normal maintenance and repairs that do not add to the value of the asset or materially extend assets lives are not capitalized. Major outlays for capital assets and improvements are capitalized as projects are constructed.

Buildings, furniture and equipment of the District are depreciated using the straight-line method over the following estimated useful lives:

<u>Assets</u>	<u>Years</u>
Infrastructure	30
Buildings	50
Building improvements	20
Vehicles	2-15
Office equipment	3-15
Computer equipment	3-15

Land and construction in progress are not depreciated.

**5. Long-term Obligations**

In the government-wide financial statements, and proprietary fund types in the fund financial statements, long-term debt and other long-term obligations are reported as liabilities in the applicable governmental activities, business-type activities, or proprietary fund type statement of net position. Bond premiums and discounts are deferred and amortized over the life of the bonds using the effective interest method. Bonds payable are reported net of the applicable bond premium or discount. Bond issuance costs are reported as current year debt service expenditures.

In the fund financial statements, governmental fund types recognize bond premiums and discounts, as well as bond issuance costs, during the current period. The face amount of debt issued is reported as other financing sources. Premiums received on debt issuances are reported as other financing sources while discounts on debt issuances are reported as other financing uses. Issuance costs, whether or not withheld from the actual debt proceeds received, are reported as debt service expenditures.

**6. Pensions**

The fiduciary net position of the Teacher Retirement System of Texas (TRS) has been determined using the flow of economic resources measurement focus and full accrual basis of accounting. This includes for purposes of measuring the net pension liability, deferred outflows of resources and deferred inflows of resources related to pensions, pension expense, and information about assets, liabilities and additions to/deductions from TRS’s fiduciary net position. Benefit payments (including refunds of employee contributions) are recognized when due and payable in accordance with the benefit terms. Investments are reported at fair value.

**7. Other Post-Employment Benefits**

The fiduciary net position of the Teacher Retirement System of Texas (TRS) TRS Care Plan has been determined using the flow of economic resources measurement focus and full accrual basis of accounting. This includes for purposes of measuring the net OPEB liability, deferred outflows of resources and deferred inflows of resources related to other post-employment benefits, OPEB expense, and information about assets, liabilities and additions to/deductions from TRS Care’s fiduciary net position. Benefit payments are recognized when due and payable in accordance with the benefit terms. There are no investments as this is a pay-as you-go plan and all cash is held in a cash account.

## **8. Deferred outflows/inflows of resources**

Deferred outflows and inflows of resources are reported in the financial statements as described below:

A deferred outflow of resources is a consumption of a government's net assets (a decrease in assets in excess of any related decrease in liabilities or an increase in liabilities in excess of any related increase in assets) by the government that is applicable to a future reporting period. The District had the following deferred outflows of resources:

- Deferred outflows of resources for refunding - A deferred charge on refunding results from the difference in the carrying value of refunded debt and its reacquisition price. This amount is deferred and amortized over the shorter of the life of the refunded or refunding debt.
- Deferred outflows of resources for pensions – Reported in the government-wide financial statement of net position, this deferred outflow results from pension plan contributions made after the measurement date of the net pension liability, the results of differences between expected and actual experience, and changes in actuarial assumptions. The deferred outflows of resources related to pensions resulting from District contributions subsequent to the measurement date will be recognized as a reduction of the net pension liability in the next fiscal year.
- Deferred outflows of resources for OPEB – Reported in the government-wide financial statement of net position, this deferred outflow results from OPEB plan contributions made after the measurement date of the net pension liability, the differences between projected and actual investment earnings, and changes in proportion and difference between the employer's contributions and the proportionate share of contributions. The deferred outflows related to OPEB resulting to District contributions subsequent to the measurement date will be recognized as a reduction of the net OPEB liability in the next fiscal year.

A deferred inflow of resources is an acquisition of a government's net assets (an increase in assets in excess of any related increase in liabilities or a decrease in liabilities in excess of any related decrease in assets) by the government that is applicable to a future reporting period. The District had three items that qualify for reporting in this category:

- Deferred inflow of resources for unavailable revenues – Reported only in the governmental funds balance sheet, for unavailable revenues from property taxes arise under the modified accrual basis of accounting. These amounts are deferred and recognized as an inflow of revenues in the period that the amounts become available. During the current year, the District recorded deferred inflow of resources as unavailable revenues – property taxes with the General Fund and Debt Service Fund respectively.
- Deferred inflow of resources for pensions – Reported in the government-wide financial statement of net position, these deferred inflows result from differences between expected and actual economic experience, changes in actuarial assumptions, differences between projected and actual investment earnings, as well as changes in proportion and difference between the employer's contributions and the proportionate share of contributions.
- Deferred inflow of resources for OPEB – Reported in the government-wide financial statement of net position, these deferred inflows result from differences between expected and actual economic experience and changes in actuarial assumptions.

## **9. Interfund activity**

Interfund activity results from loans, services provided, reimbursements or transfers between funds. Loans are reported as interfund receivables and payables as appropriate and are subject to elimination upon consolidation. Services provided, deemed to be at market or near market rates, are treated as revenues and expenditures or expenses. Reimbursements occur when one fund incurs a cost, charges the appropriate benefiting fund and reduces its related cost as a reimbursement. All other interfund transactions are treated as transfers. Transfers In and Transfers Out are netted and presented as a single "Transfers" line on the government-wide statement of activities. Similarly, interfund receivables and payables are netted and presented as a single "Internal Balances" line of the government-wide statement of net position

## **10. Fund Balance Classification**

The governmental fund financial statements present fund balances based on classifications that comprise a hierarchy that is based primarily on the extent to which the District is bound to honor constraints on the specific purposes for which amounts in the respective governmental funds can be spent. The classifications used in the governmental fund financial statements are as follows:

- **Nonspendable:** This classification includes amounts that cannot be spent because they are either (a) not in spendable form or (b) are legally or contractually required to be maintained intact. Nonspendable items are not expected to be converted to cash or are not expected to be converted to cash within the next year. It also includes the long-term amount of loans and notes receivable.
- **Restricted:** This classification includes amounts that are restricted to specific purposes when constraints placed on the use of the resources are either externally imposed by creditors (such as through debt covenants), grantors, contributors, or laws or regulations of other governments; or imposed by law through constitutional provisions of enabling legislation.
- **Committed:** This classification includes amounts that can only be used for specific purposes pursuant to constraints imposed by formal action of the District's Board of Trustees. Those committed amounts cannot be used for any other purposes unless the Board removes or changes the specified use by taking the same type of action it employed to previously commit those amounts.
- **Assigned:** This classification includes amounts that are constrained by the District's intent to be used for specific purposes but are neither restricted nor committed. Intent should be expressed by the Board or by other officials to which the Board has delegated the authority to assign amounts to be used for specific purposes. When it is appropriate for fund balance to be assigned, the Board delegates the responsibility to assign funds to the Superintendent or his/her designee.
- **Unassigned:** This classification includes the residual fund balance for the General Fund. This classification represents fund balance that has not been assigned to other funds and that has not been restricted, committed, or assigned to specific purposes within the general fund.

## **11. Fund Balance Flow Assumption**

Sometimes the District will fund outlays for a particular purpose from both restricted and unrestricted resources (the total of committed, assigned, and unassigned fund balance). In order to calculate the amounts to report as restricted, committed, as signed, and unassigned fund balance in the governmental fund financial statements a flow assumption must be made about the order in which the resources are considered to be applied. It is the District's policy to consider restricted fund balance to have been depleted before using any of the components of unrestricted fund balance. Further, when the components of unrestricted fund balance can be used for the same purpose, committed fund balance is depleted first, followed by assigned fund balance. Unassigned fund balance is applied last.

## **12. Net Position**

Net position represents the difference between assets, deferred outflows (inflows) of resources and liabilities. Net investment in capital assets consists of capital assets, net of accumulated depreciation, reduced by outstanding balances of any borrowing used for the acquisition, construction or improvements of those assets, and adding back unspent proceeds. Net position is reported as restricted when there are limitations imposed on their use either through the enabling legislations adopted by the District or through external restrictions imposed by creditors, grantors or laws or regulations of other governments.

## **13. Net Position Flow Assumption**

Sometimes the District will fund outlays for a particular purpose from both restricted (e.g., restricted bond or grant proceeds) and unrestricted resources. In order to calculate the amounts to report as restricted – net position and unrestricted – net position in the government-wide financial statements, a flow assumption must be made about the order in which the resources are considered to be applied. It is the District’s policy to consider restricted net position to have been depleted before unrestricted – net position is applied.

## **14. Property Taxes**

Property taxes are levied by October 1 on the assessed value listed as of the prior January 1 for all real and business personal property located in the District in conformity with Subtitle E, Texas Property Tax Code. Taxes are due upon receipt of the tax bill and are delinquent if not paid by February 1 of the year following the year in which imposed. On January 31 of each year, a tax lien attaches to property to secure the payment of all taxes, penalties, and interest ultimately imposed. Delinquent taxes not paid by June 30 are subject to penalty and interest charges plus delinquent collection fees for attorney costs. Property taxes are considered available when collected within the current period or expected to be collected soon enough thereafter to be used to pay liabilities of the current period.

Delinquent taxes are prorated between maintenance and debt service based on rates adopted for the year of the levy. Allowances for uncollectible taxes within the General and Debt Service Funds are based on historical experience in collecting taxes. Uncollectible taxes are periodically reviewed and written off by the District as provided by specific statutory authority from the Texas Legislature.

## **15. Change in Accounting Principle**

GASB Statement No. 87, *Leases*, was adopted effective July 1, 2021. The statement addresses accounting and financial reporting for lease contracts. Statement No. 87 establishes standards for recognizing and measuring assets, liabilities, deferred outflows of resources, deferred inflows of resources, and revenues and expenses related to leases in the basic financial statements, in addition to requiring more extensive note disclosures. As of June 30, 2022, the District did not have any lease liabilities recognizable under the provisions of GASB Statement No. 87.

## **16. Data Control Codes**

The Data Control Codes refer to the account code structure prescribed by the Texas Education Agency (“TEA”) in the Financial Accountability System Resource Guide. TEA requires school districts to display these codes in the financial statements filed with the Agency in order to ensure accuracy in building a statewide data base policy development and funding plans.

## **17. Estimates**

The presentation of financial statements, in conformity with Generally Accepted Accounting Principles, requires management to make estimates and assumptions that affect the reported amounts of assets and liabilities, disclosure of contingent assets and liabilities at the date of the financial statements, and the reported amounts of revenues and expenditures during the reporting period. Actual results could differ from those estimates.

## II. DETAILED NOTES ON ALL FUNDS

### A. Deposits and Investments

The Public funds Investment Act (Government Code Chapter 2256) contains specific provisions in the areas of investment practices, management reports and establishment of appropriate policies. Among other things, it requires the District to adopt, implement, and publicize an investment policy. That policy must address the following areas: (1) safety of principal and liquidity, (2) portfolio diversification, (3) allowable investments, (4) acceptable risk levels, (5) expected rates of return, (6) maximum allowable stated maturity of portfolio investments, (7) maximum average dollar - weighted maturity allowed based on the stated maturity date for the portfolio, (8) investment staff quality and capabilities, and (9) bid solicitation preferences for certificates of deposit.

State statutes and Board policy authorize the District to invest in 1) Obligations of, or guaranteed by, governmental entities as permitted by Government Code 2256.009.; 2) Certificates of deposit and share certificates as permitted by Government Code 2256.010.; 3) Fully collateralized repurchase agreements permitted by Government Code 2256.011.; 4) A securities lending program as permitted by Government Code 2256.0115.; 5) Banker's acceptances as permitted by Government Code 2256.012.; 6) Commercial paper as permitted by Government Code 2256.013.; 7) No-load money market mutual funds and no-load mutual funds as permitted by Government Code 2256.014; 8) A guaranteed investment contract as an investment vehicle for bond proceeds, provided it meets the criteria and eligibility requirements established by Government Code 2256.015.; and 9) Public funds investment pools as permitted by Government Code 2256.016.

In compliance with the Public Funds Investment Act, the District has adopted an investment policy. The District is in substantial compliance with the requirements of the Act and with local policies.

#### **Custodial Credit Risk - Deposits**

This is the risk that in the event of a bank failure, the District's deposits, including checking, money market accounts and certificates of deposit, may not be returned to it.

The funds of the District must be deposited and invested under the terms of a contract, contents of which are set out in the Depository Contract Law. The depository bank places approved pledged securities for safekeeping and trust with the District's agent bank in an amount sufficient to protect District funds on a day-to-day basis during the period of the contract. The pledge of approved securities is waived only to the extent of the depository bank's dollar amount of Federal Deposit Insurance Corporation ("FDIC") insurance. During 2022 the District's combined deposits were fully insured by federal depository insurance or collateralized with securities pledged to the District and held by the District's agent.

Cash and deposits of the District include all amounts deposited at the District's depository bank, including demand deposits and certificates of deposit. At June 30, 2021, the carrying amount of the District's deposits were entirely covered by FDIC insurance or by pledged collateral held by the District's agent bank in the District's name.

#### **Custodial Credit Risk - Investments**

This is the risk that, in the event of the failure of the counterparty, the District will not be able to recover the value of its investments or collateral securities that are in the possession of an outside party. Any investment that is both uninsured and unregistered is exposed to custodial credit risk if the investment is held by the counterparty, or if the investment is held by the counterparty's trust department or agent, but not in the name of the investor government. Investments are subject to custodial credit risk only if they are evidenced by securities that exist in physical or book entry form. Positions in external investment pools are not subject to custodial credit risk.

#### **Interest Rate Risk**

Interest rate risk occurs when potential purchasers of debt securities do not agree to pay face value for those securities if interest rates rise. Investments with interest rates that are fixed for longer periods are likely to be subject to more variability in their fair values as a result of future changes in interest rates.

## Concentration of Credit Risk

Concentration risk is defined as positions of five percent or more in the securities of a single issuer. This is the issuer of the underlying investment, and not a pool. This does not apply to U.S. Government securities.

## Investment Pools

The District's investment pools at June 30, 2022, are shown below:

Investment Type	Reported Value	Weighted Average Maturity (Days)	Rating
TexPool Prime	\$ 26,178,081	25	AAAm
Texas TERM DAILY	<u>747,573</u>	21	AAAmmf
Total	<u>\$ 26,925,654</u>		

For the purposes of the statement of cash flows for proprietary fund types, the District considers highly liquid investments to be cash equivalents if they have a maturity of three months or less when purchased.

The investment pools used by the District are organized under the authority of the Interlocal Cooperation Act, Chapter 791, Texas Government Code, and the Public Funds Investment Act, Chapter 2256, Texas Government Code. The investment pools are Public Funds investment pools created to provide a safe environment for the placement of local government funds in authorized short-term investments.

The District's investment in investment pools, which are exempt from regulation by the Securities and Exchange Commission, have as one of their objectives the maintenance of a stable net asset value of \$1.00. The book value of the position in the pools is the same as the number of the shares in each pool; the fair value of a share should approximately equal the book value of a share.

In accordance with state law and the District's investment policy, investments in investment pools must be rated at least AAA or have an equivalent rating, and obligations of states, agencies, counties and cities must be rated at least A or its equivalent. As of June 30, 2022, the District's investments in investment pools met or exceeded the ratings criteria.

Texas Term, Texas Class, TexPool and Logic each have a redemption notice period of one day and may redeem daily. The investment pools' authority may only impose restrictions on redemptions in the event of a general suspension of trading on major securities markets, general banking moratorium or national state of emergency that affects the pool's liquidity.

## **B. Due from Other Governments**

The District participates in variety of federal and state programs from which it receives grants to partially or fully finance certain activities. In addition, the District receives entitlements from the State through the School Foundation and Per Capita Programs. Amounts due from federal and state governments as of June 30, 2022 are summarized below. All federal grants shown below are passed through the TEA and are reported on the combined financial statements as due from other governments.

**C. Interfund Balances and Transfers**

Interfund balances at June 30, 2022 consisted of the following individual fund receivables and payables:

<u>Due From</u>	<u>Due To</u>	<u>Amount</u>
General	Nonmajor governmental	\$ 131,833
General	Nonmajor proprietary	1,805
General	Custodial	2,382
Nonmajor proprietary	General	18,048
ESSER III grant	General	2,454,401
Nonmajor governmental	General	<u>1,954,377</u>
		<u>\$ 4,562,846</u>

The outstanding balances between funds result mainly from the time lag between the dates that (1) interfund goods and services are provided or reimbursable expenditures occur, (2) transactions are recorded in the accounting system, and (3) payments between funds are made. All amounts due are scheduled to be repaid within one year.

Interfund transfers for the year ended June 30, 2022 consisted of the following individual fund amounts:

<u>Transfer In</u>	<u>Transfer Out</u>	<u>Amount</u>
Nonmajor governmental	General	\$ 215,619
Nonmajor proprietary	General	134,551
Nonmajor proprietary	Nonmajor proprietary	<u>113,440</u>
		<u>\$ 463,610</u>

The transfers were made during the current year to fund overages of expenditures over revenues in other funds.

**D. Capital Assets**

Capital asset activity for the year ended June 30, 2022, was as follows:

	<u>Beginning Balance 07/01/21</u>	<u>Increases</u>	<u>Decreases</u>	<u>Ending Balance 06/30/22</u>
<b>Governmental activities:</b>				
Capital assets, not being depreciated:				
Land	\$ 700,990	\$ -	\$ -	\$ 700,990
Construction in progress	<u>501,528</u>	<u>136,934</u>	<u>( 501,527)</u>	<u>136,935</u>
Total capital assets, not being depreciated	<u>1,202,518</u>	<u>136,934</u>	<u>( 501,527)</u>	<u>837,925</u>
Capital assets, being depreciated:				
Buildings and improvements	129,740,929	1,404,938	-	131,145,867
Furniture and equipment	<u>7,729,821</u>	<u>320,421</u>	<u>-</u>	<u>8,050,242</u>
Total capital assets, being depreciated	<u>137,470,750</u>	<u>1,725,359</u>	<u>-</u>	<u>139,196,109</u>
Less accumulated depreciation for:				
Buildings and improvements	( 56,395,166)	( 5,463,181)	-	( 61,858,347)
Furniture and equipment	<u>( 5,558,526)</u>	<u>( 588,418)</u>	<u>-</u>	<u>( 6,146,944)</u>
Total accumulated depreciation	<u>( 61,953,692)</u>	<u>( 6,051,599)</u>	<u>-</u>	<u>( 68,005,291)</u>
Total capital assets, being depreciated, net	<u>75,517,058</u>	<u>( 4,326,240)</u>	<u>-</u>	<u>71,190,818</u>
Governmental activities capital assets, net	<u>\$ 76,719,576</u>	<u>\$( 4,189,306)</u>	<u>\$( 501,527)</u>	<u>\$ 72,028,743</u>

Depreciation expense was charged to functions of the government as follows:

**Governmental activities:**

Instruction	\$ 3,791,282
Instructional Resources and Media Services	71,481
Curriculum and Staff Development	82,649
Instructional Leadership	63,212
School Leadership	377,966
Guidance, Counseling, & Evaluation Services	121,753
Social Work Services	21,618
Health Services	58,497
Student Transportation	307,939
Extracurricular Activities	172,225
General Administration	281,243
Plant Maintenance and Operations	578,189
Security and Monitoring Services	23,195
Data Processing Services	98,676
Community Services	<u>1,674</u>
Total depreciation expense - governmental activities	<u>\$ 6,051,599</u>

**E. Long-term Debt**

The following is a summary of changes in long-term debt:

	Balance 07/01/21	Additions	Retirements/ Adjustments	Balance 6/30/2022	Amounts Due in One Year
Bonds payable	\$ 63,519,961	\$ -	\$ 9,550,039	\$ 53,969,922	\$ 2,970,000
Maintenance tax notes	2,435,000		325,000	2,110,000	335,000
Premium on CABs	-	5,557,642	-	5,557,642	-
Accreted interest on CABs	-	78,282	-	78,282	-
Financing arrangements	34,958	-	11,756	23,202	12,382
Bond premium	<u>11,264,530</u>	<u>-</u>	<u>4,652,911</u>	<u>6,611,619</u>	<u>-</u>
Totals	<u>\$ 77,254,449</u>	<u>\$ 5,635,924</u>	<u>\$ 14,539,706</u>	<u>\$ 68,350,667</u>	<u>\$ 3,317,382</u>

**Bonds Payable**

A summary of general obligation bonds payable for the year ended June 30, 2022 is as follows:

Description	Interest Rate Payable (%)	Amounts Original Issue	Balance 07/01/21	Additions	Retirements/ Adjustments	Balance 06/30/22	Amount Due in One Year
Refunding Building Bonds, Series 2006	3.66	\$ 9,524,997	\$ 1,875,000	\$ -	\$ 920,000	\$ 955,000	\$ 955,000
Refunding Building Bonds, Series 2007	3.92	8,834,988	5,955,000	-	780,000	5,175,000	770,000
Refunding Building Bonds, Series 2008	3.75	2,345,000	360,000	-	175,000	185,000	185,000
Building Bonds, Series 2014	3.00	58,500,000	2,330,000	-	375,000	1,955,000	430,000
Refunding Building Bonds, Series 2020	3.5-5.0	52,999,961	<u>52,999,961</u>	<u>-</u>	<u>7,300,039</u>	<u>45,699,922</u>	<u>630,000</u>
			<u>\$ 63,519,961</u>	<u>\$ -</u>	<u>\$ 9,550,039</u>	<u>\$ 53,969,922</u>	<u>\$ 2,970,000</u>

The following is a summary of the District's future annual debt service requirements to maturity for general obligation bonds:

Year Ending June 30,	Principal	Interest	Total Requirements
2023	\$ 2,970,000	\$ 1,593,875	\$ 4,563,875
2024	2,995,000	1,334,321	4,329,321
2025	1,328,816	3,061,646	4,390,462
2026	1,196,290	3,185,265	4,381,555
2027	1,124,855	3,261,517	4,386,372
2028-2032	13,270,000	4,582,174	17,852,174
2033-2037	13,700,000	3,235,684	16,935,684
2038-2042	15,110,000	1,794,492	16,904,492
2043-2045	8,135,000	226,420	8,361,420
<b>Total</b>	<b>\$ 59,829,961</b>	<b>\$ 22,275,394</b>	<b>\$ 82,105,355</b>
Less:			
Premium on CABs	(5,557,642)		
Current accreted interest on CABs	(78,282)		
Future accreted interest on CABs	(224,115)		
<b>Total bonds payable</b>	<b>\$ 53,969,922</b>		

There are a number of limitations and restrictions contained in the general obligation bond indenture. Management has indicated that the District is in compliance with all significant limitations and restrictions at June 30, 2022.

**Maintenance Tax Notes**

In December 2017, the District issued Maintenance Tax Notes, Series 2017 in the amount of \$3,670,000. The notes have an interest rate of 2.14% annually and mature in August 2027.

Annual debt service requirements to maturity for the tax notes are as follows:

Year Ending June 30,	Principal	Interest	Total Requirements
2023	\$ 335,000	\$ 41,570	\$ 376,570
2024	335,000	34,401	369,401
2025	345,000	27,125	372,125
2026	355,000	19,635	374,635
2027	365,000	11,931	376,931
2028	375,000	4,013	379,013
<b>Total</b>	<b>\$ 2,110,000</b>	<b>\$ 138,675</b>	<b>\$ 2,248,675</b>

**Financing Arrangement**

In May 2021, the District entered into a financing arrangement with Toshiba Corporation for the acquisition of multiple copy machines for use throughout the District. The arrangement has an interest rate 5.2%, with payments due monthly until August 2024.

Annual debt service requirements to maturity for the financing arrangement are as follows:

Year Ending June 30,	Principal	Interest	Total Requirements
2023	\$ 12,382	\$ 914	\$ 13,296
2024	10,820	259	11,079
<b>Totals</b>	<b>\$ 23,202</b>	<b>\$ 1,173</b>	<b>\$ 24,375</b>

## ***Defeased Debt***

As of June 30, 2022, the total amount of defeased bonds still outstanding is \$53,000,000 and will be callable in fiscal years 2023 and 2024.

The District's outstanding bonds payable contain a provision that in an event of default, the outstanding amounts will be paid from the corpus of the Texas Permanent School Fund. The District's outstanding maintenance tax notes contain a provision that in an event of default, outstanding amounts become immediately due.

## **F. Defined Benefit Pension Plan**

***Plan Description.*** Lockhart Independent School District participates in a cost-sharing multiple-employer defined benefit pension that has a special funding situation. The plan is administered by the Teacher Retirement System of Texas (TRS). TRS's defined benefit pension plan is established and administered in accordance with the Texas Constitution, Article XVI, Section 67 and Texas Government Code, Title 8, Subtitle C. The pension trust fund is a qualified pension trust under Section 401(a) of the Internal Revenue Code. The Texas Legislature establishes benefits and contribution rates within the guidelines of the Texas Constitution. The pension's Board of Trustees does not have the authority to establish or amend benefit terms.

All employees of public, state-supported educational institutions in Texas who are employed for one-half or more of the standard workload and who are not exempted from membership under Texas Government Code, Title 8, Section 822.002 are covered by the system.

***Pension Plan Fiduciary Net Position.*** Detailed information about the TRS's fiduciary net position is available in a separately issued Comprehensive Annual Financial Report that includes financial statements and required supplementary information. That report may be obtained on the Internet at [www.trs.state.tx.us](http://www.trs.state.tx.us); by writing to TRS at 1000 Red River Street, Austin, TX, 78701-2698; or by calling (512) 542-6592.

***Benefits Provided.*** TRS provides service and disability retirement, as well as death and survivor benefits, to eligible employees (and their beneficiaries) of public and higher education in Texas. The pension formula is calculated using 2.3 percent (multiplier) times the average of the five highest annual creditable salaries times years of credited service to arrive at the annual standard annuity except for members who are grandfathered, the three highest annual salaries are used. The normal service retirement is at age 65 with 5 years of credited service or when the sum of the member's age and years of credited service equals 80 or more years. Early retirement is at age 55 with 5 years of service credit or earlier than 55 with 30 years of service credit. There are additional provisions for early retirement if the sum of the member's age and years of service credit total at least 80, but the member is less than age 60 or 62 depending on date of employment, or if the member was grandfathered in under a previous rule. There are no automatic post-employment benefit changes; including automatic COLAs. Ad hoc post-employment benefit changes, including ad hoc COLAs can be granted by the Texas Legislature as noted in the Plan description in (A) above.

Texas Government Code section 821.006 prohibits benefit improvements, if, as a result of the particular action, the time required to amortize TRS' unfunded actuarial liabilities would be increased to a period that exceeds 31 years, or, if the amortization period already exceeds 31 years, the period would be increased by such action.

***Contributions.*** Contribution requirements are established or amended pursuant to Article 16, section 67 of the Texas Constitution which requires the Texas legislature to establish a member contribution rate of not less than 6% of the member's annual compensation and a state contribution rate of not less than 6% and not more than 10% of the aggregate annual compensation paid to members of the system during the fiscal year.

Employee contribution rates are set in state statute, Texas Government Code 825.402. The TRS Pension Reform Bill (Senate Bill 12) of the 86th Texas Legislature amended Texas Government Code 825.402 for member contributions and increased employee and employer contribution rates for fiscal years 2020 through 2025.

	Contribution Rates	
	2021	2022
Active Employee	7.70%	8.00%
Non-Employer Contributing Entity (State)	7.50%	7.75%
Employers	7.50%	7.75%
Current fiscal year employer contributions		\$ 1,485,693
Current fiscal year member contributions		3,108,117
2021 measurement year NECE on-behalf contributions		1,922,703

Contributors to the plan include members, employers, and the State of Texas as the only non-employer contributing entity. The State is the employer for senior colleges, medical schools, and state agencies including TRS. In each respective role, the State contributes to the plan in accordance with state statutes and the General Appropriations Act (GAA).

As the non-employer contributing entity for public education and junior colleges, the State of Texas contributes to the retirement system an amount equal to the current employer contribution rate times the aggregate annual compensation of all participating members of the pension trust fund during that fiscal year reduced by the amounts described below which are paid by the employers. Employers (public school, junior college, other entities or the State of Texas as the employer for senior universities and medical schools) are required to pay the employer contribution rate in the following instances:

- On the portion of the member's salary that exceeds the statutory minimum for members entitled to the statutory minimum under Section 21.402 of the Texas Education Code.
- During a new member's first 90 days of employment.
- When any part or all of an employee's salary is paid by federal funding sources, a privately sponsored source, from non-educational and general, or local funds.
- When the employing district is a public junior college or junior college district, the employer shall contribute to the retirement system an amount equal to 50% of the state contribution rate for certain instructional or administrative employees and 100% of the state contribution rate for all other employees.

In addition to the employer contributions listed above, there are two additional surcharges an employer is subject to:

- All public schools, charter schools, and regional educational service centers must contribute 1.6 percent of the member's salary beginning in fiscal year 2021, gradually increasing to 2 percent in fiscal year 2025.
- When employing a retiree of Teacher Retirement System, the employer shall pay both the member contribution and the state contribution as an employment after retirement surcharge.

**Actuarial Assumptions.** The total pension liability in the August 31, 2020 actuarial valuation rolled forward to August 31, 2021 was determined using the following actuarial assumptions:

Actuarial Cost Method	Individual Entry Age Normal
Asset Valuation Method	Market Value
Single Discount Rate	7.25%
Long-Term Expected Investment Rate of Return	7.25%
Inflation	2.30%
Salary Increases Including Inflation	3.05% to 9.05%
Payroll Growth Rate	3.0%
Benefit Changes During the Year	None
Ad hoc Post Employment Benefit Changes	None

The actuarial methods and assumptions are used in the determination of the total pension liability are the same assumptions used in the actuarial valuation as of August 31, 2020. For a full description of these assumptions please see the actuarial valuation report dated November 9, 2020.

**Discount Rate.** A single discount rate of 7.25 percent was used to measure the total pension liability. The single discount rate was based on the expected rate of return on plan investments of 7.25 percent. The projection of cash flows used to determine this single discount rate assumed that contributions from active members, employers and the non-employer contributing entity will be made at the rates set by the legislature during the 2019 session. It is assumed that future employer and state contributions will be 8.50 percent of payroll in fiscal year 2020 gradually increasing to 9.55 percent of payroll over the next several years. This includes all employer and state contributions for active and rehired retirees.

Based on those assumptions, the pension plan’s fiduciary net position was projected to be available to make all future benefit payments of current plan members. Therefore, the long-term expected rate of return on pension plan investments was applied to all periods of projected benefit payments to determine the total pension liability.

The long-term rate of return on pension plan investments is 7.25%. The long-term expected rate of return on pension plan investments was determined using a building-block method in which best-estimates ranges of expected future real rates of return (expected returns, net of pension plan investment expense and inflation) are developed for each major asset class. These ranges are combined to produce the long-term expected rate of return by weighting the expected future real rates of return by the target asset allocation percentage and by adding expected inflation. Best estimates of geometric real rates of return for each major asset class included in the System’s target asset allocation as of August 31, 2021 (see page 53 of the TRS ACFR) are summarized below:

Asset Class <sup>1</sup>	Target Allocation <sup>2</sup>	Long-Term Expected Geometric Real Rate of Return <sup>3</sup>	Expected Contribution to Long-Term Portfolio Returns
Global Equity			
U.S.	18.00%	3.60%	0.94%
Non-U.S. Developed	13.00%	4.40%	0.83%
Emerging Markets	9.00%	4.60%	0.74%
Private Equity	14.00%	6.30%	1.36%
Stable Value			
Government Bonds	16.00%	-0.20%	0.01%
Absolute Return	0.00%	1.10%	0.00%
Stable Value Hedge Funds	5.00%	2.20%	0.12%
Real Return			
Real Estate	15.00%	4.50%	1.00%
Energy, Natural Resources and Infrastructure	6.00%	4.70%	0.35%
Commodities	0.00%	1.70%	0.00%
Risk Parity			
Risk Parity	8.00%	2.80%	0.28%
Leverage			
Cash	2.00%	-0.70%	-0.01%
Asset Allocation Leverage	-6.00%	-0.50%	0.03%
Inflation Expectation			2.20%
Volatility Drag <sup>4</sup>			-0.95%
Expected Return	100.00%		6.90%

<sup>1</sup> Absolute Return includes Credit Sensitive Investments.

<sup>2</sup> Target allocations are based on the FY2021 policy model.

<sup>3</sup> Capital Market Assumptions come from Aon Hewitt (as of 8/31/2021).

<sup>4</sup> The volatility drag results from the conversion between arithmetic and geometric mean returns.

**Discount Rate Sensitivity Analysis.** The following schedule shows the impact of the Net Pension Liability of the plan using the discount rate of 7.25 percent, and what the net position liability would be if it were calculated using a discount rate one percentage point lower (6.25 percent) or one percentage point higher (8.25 percent) than the current rate.

	1% Decrease in Discount Rate (6.25%)	Discount Rate (7.25%)	1% Increase in Discount Rate (8.25%)
Proportionate share of the net pension liability:	\$ 17,339,154	\$ 7,934,963	\$ 305,310

**Pension Liabilities, Pension Expense, and Deferred Outflows of Resources and Deferred Inflows of Resources Related to Pensions.** At June 30, 2022 the District reported a liability of \$7,934,963 for its proportionate share of the TRS's net pension liability. This liability reflects a reduction for State pension support provided to the District. The amount recognized by the District as its proportionate share of the net pension liability, the related State support, and the total portion of the net pension liability that was associated with the District were as follows:

District's Proportionate share of the collective net pension liability	\$ 7,934,963
State's proportionate share that is associated with the District	<u>11,473,864</u>
Total	<u>\$ 19,408,827</u>

The net pension liability was measured as of August 31, 2021 and the total pension liability used in the measurement was rolled forward from an actuarial valuation as of August 31, 2020. The employer's proportion of the net pension liability was based on the employer's contributions to the pension plan relative to the contributions of all employers to the plan for the period September 1, 2020 through August 31, 2021.

At August 31, 2021 the employer's proportion of the collective net pension liability was 0.0311584842%, which was a decrease of 0.0000382831% from its proportion measured as of August 31, 2020.

**Changes Since the Prior Actuarial Valuation.** There were no changes to the actuarial assumptions or other inputs that affected measurement of the total pension liability since the prior measurement period.

For the year ended June 30, 2022, the District recognized pension expense of \$635,710 and revenue of \$45,871 for support provided by the State.

At June 30, 2022, the District's reported its proportionate share of the TRS's deferred outflows of resources and deferred inflows of resources related to pensions from the following sources:

	Deferred Outflows of Resources	Deferred Inflows of Resources
Differences between expected and actual economic experience	\$ 13,279	\$ 558,628
Changes in actuarial assumptions	2,804,855	1,222,676
Difference between projected and actual investment earnings	-	6,653,364
Changes in proportion and difference between the employer's contributions and the proportionate share of contributions	458,668	255,845
Contributions paid to TRS subsequent to the measurement date	<u>1,267,880</u>	<u>-</u>
Total as of fiscal year-end	<u>\$ 4,544,682</u>	<u>\$ 8,690,513</u>

\$1,267,880 reported as deferred outflows of resources related to pensions resulting from contributions subsequent to the measurement date will be recognized as a reduction of the net pension liability for the year ending June 30, 2023. Other amounts reported as deferred outflows and inflows of resources will be recognized in pension expense as follows:

Fiscal year ended August 31,	Pension Expense Amount
2023	\$( 842,161)
2024	( 910,153)
2025	( 1,526,678)
2026	( 2,052,181)
2027	( 68,162)
Thereafter	( 14,376)

**G. Defined Other Post-Employment Benefit Plans**

**Plan Description.** Lockhart Independent School District participates in the Texas Public School Retired Employees Group Insurance Program (TRS-Care). It is a multiple-employer, cost-sharing defined other post-employment benefit (OPEB) plan that has a special funding situation. The TRS-Care program was established in 1986 by the Texas Legislature.

The TRS Board of Trustees administers the TRS-Care program and the related fund in accordance with Texas Issuance Code Chapter 1575. The Board of Trustees is granted the authority to establish basic and optional group insurance coverage for participants as well as to amend benefit terms as needed under Chapter 1575.052. The Board may adopt rules, plans, procedures, and orders reasonably necessary to administer the program, including minimum benefits and financing standards.

**OPEB Plan Fiduciary Net Position.** Detail information about the TRS-Care’s fiduciary net position is available in the separately-issued TRS Comprehensive Annual Financial Report that includes financial statements and required supplementary information. That report may be obtained on the Internet at [www.trs.state.tx.us](http://www.trs.state.tx.us); by writing to TRS at 1000 Red River Street, Austin, TX, 78701-2698; or by calling (512) 542-6592.

**Benefits Provided.** TRS-Care provides health insurance coverage to retirees from public schools, charter schools, regional education service centers and other educational districts who are members of the TRS pension plan. Optional dependent coverage is available for an additional fee.

Eligible non-Medicare retirees and their dependents may enroll in TRS-Care Standard, a high-deductible health plan. Eligible Medicare retirees and their dependents may enroll in the TRS-Care Medicare Advantage medical plan and the TRS-Care Medicare Rx prescription drug plan. To qualify for TRS-Care coverage, a retiree must have at least 10 years of service credit in the TRS pension system. There are no automatic post-employment benefit changes; including automatic COLAs.

The premium rates for retirees are reflected in the following table:

	TRS-Care Monthly Premium Rates	
	Medicare	Non-Medicare
Retiree*	\$ 135	\$ 200
Retiree and Spouse	529	689
Retiree* and Children	468	408
Retiree and Family	1,020	999

\* or surviving spouse

**Contributions.** Contribution rates for TRS-Care are established in state statute by the Texas Legislature, and there is no continuing obligation to provide benefits beyond each fiscal year. TRS-Care is currently funded on a pay-as-you-go basis and is subject to change based on available funding. Funding for TRS-Care is provided by retiree premium contributions and contributions from the State, active employees, and school districts based upon public school district payroll. The TRS Board does not have the authority to set or amend contribution rates.

Texas Insurance Code, section 1575.202 establishes the state’s contribution rate which is 1.25% of the employee’s salary. Section 1575.203 establishes the active employee’s rate which is 0.65% of pay. Section 1575.204 establishes an employer contribution rate of not less than 0.25% or not more than 0.75% of the salary of each active employee of the public. The actual employer contribution rate is prescribed by the Legislature in the General Appropriations Act. The following table shows contributions to the TRS-Care plan by type of contributor.

	Contribution Rates	
	2020	2021
Active employee	0.65%	0.65%
Non-Employer Contributing Entity (State)	1.25%	1.25%
Employers	0.75%	0.75%
Federal/Private Funding Remitted by Employers	1.25%	1.25%
Current fiscal year employer contributions		\$ 356,059
Current fiscal year member contributions		254,097
2021 measurement year NECE on-behalf contributions		442,562

In addition to the employer contributions listed above, there is an additional surcharge all TRS employers are subject to (regardless of whether or not they participate in the TRS Care OPEB program). When employees hire a TRS retiree, they are required to pay TRS Care, a monthly surcharge of \$535 per retiree.

TRS-Care received supplemental appropriations from the State of Texas as the Non-Employer Contributing Entity in the amount of \$5,520,343 in fiscal year 2021 for consumer protections against medical and health care billing by certain out-of-network providers.

**Actuarial Assumptions.** The actuarial valuation was performed as of August 31, 2020. Update procedures were used to roll forward the Total OPEB liability to August 31, 2021.

The actuarial valuation of the OPEB plan offered through TRS-Care is similar to the actuarial valuation performed for the pension plan, except that the OPEB valuation is more complex. All the demographic assumptions, including rates of retirement, termination, and disability, and most of the economic assumptions, including general inflation and salary increases, used in the OPEB valuation were identical to those used in the respective TRS pension valuation. The demographic assumptions were developed in the experience study performed for TRS for the period ending August 31, 2017.

The active mortality rates were based on 90 percent of the RP-2014 Employee Mortality Tables for males and females, with full generational mortality using Scale BB. The post-retirement mortality rates for healthy lives were based on the 2018 TRS of Texas Healthy Pensioner Mortality Tables, with full generational projection using the ultimate improvement rates from the mortality projection scale MP-2018.

Valuation Date	August 31, 2020 rolled forward to August 31, 2021
Actuarial Cost Method	Individual Entry Age Normal
Inflation	2.30%
Discount Rate	1.95% as of August 31, 2020
Aging Factors	Based on plan specific experience
Expenses	Third-party administrative expenses related to the delivery of health care benefits are included in the age-adjusted claims costs.
Payroll Growth Rate	3.00%
Projected Salary Increases	3.05% to 9.05%
Healthcare Trend Rates	4.25% to 8.50%
Election Rates	Normal Retirement: 65% participation prior to age 65 and 40% participation after age 65. 25% of pre-65 retirees are assumed to discontinue coverage at age 65.
Ad hoc post-employment benefit changes	None

**Discount Rate.** A single discount rate of 1.95% was used to measure the total OPEB liability. There was a decrease of 0.38 percent in the discount rate since the previous year. Because the plan is a “pay-as-you-go” plan, the single discount rate is equal to the prevailing municipal bond rate. The projection of cash flows used to determine the discount rate assumed that contributions from active members and those of the contributing employers and the non-employer contributing entity are made at the statutorily required rates. Based on those assumptions, the OPEB plan’s fiduciary net position was projected to not be able to make all future benefit payments of current plan members. Therefore, the municipal bond rate was applied to all periods of projected benefit payments to determine the total OPEB liability.

The source of the municipal bond rate is the Fidelity “20-year Municipal GO AA Index” as of August 31, 2021 using the Fixed Income Market Data/Yield Curve/ Data Municipal bonds with 20 years to maturity that include only federally tax-exempt municipal bonds.

**Discount Rate Sensitivity Analysis.** The following schedule shows the impact of the Net OPEB Liability if the discount rate used was 1% less than and 1% greater than the discount rate that was used (1.95%) in measuring the Net OPEB Liability.

	1% Decrease in Discount Rate (0.95%)	Discount Rate (1.95%)	1% Increase in Discount Rate (2.95%)
Proportionate share of net OPEB liability	\$ 19,674,077	\$ 16,310,380	\$ 13,663,042

**OPEB Liabilities, OPEB Expense, and Deferred Outflows of Resources and Deferred Inflows of Resources Related to OPEBs.** At June 30, 2022, the District reported a liability of \$16,310,380 for its proportionate share of the TRS's net OPEB liability. This liability reflects a reduction for State OPEB support provided to the District. The amount recognized by the District as its proportionate share of the net OPEB liability, the related State support, and the total portion of the net OPEB liability that was associated with the District were as follows:

District's proportionate share of the collective net OPEB liability	\$ 16,310,380
State's proportionate share that is associated with the District	<u>21,852,275</u>
Total	<u>\$ 38,162,655</u>

The net OPEB liability was measured as of August 31, 2021 and the total OPEB liability used to calculate the net OPEB liability was determined by an actuarial valuation as of August 31, 2020. The District's proportion of the net OPEB liability was based on the District's contributions to their OPEB plan relative to the contributions of all employers to the plan for the period September 1, 2020 through August 31, 2021.

At the August 31, 2021 measurement date, the District's proportion of the collective net OPEB liability was 0.0422828386%, which was an increase of 0.0009042743% from its proportion measured as of August 31, 2020.

**Healthcare Cost Trend Rates Sensitivity Analysis.** The following schedule shows the impact of the Net OPEB Liability if a healthcare trend rate that is 1% less than and 1% greater than the assumed rate used.

	1% Decrease	Current Healthcare Cost Trend Rate	1% Increase
Proportionate share of net OPEB liability	\$ 13,210,868	\$ 16,310,380	\$ 20,469,156

**Changes Since the Prior Actuarial Valuation.** The following were changes to the actuarial assumptions or other inputs that affected the measurement of the total OPEB liability since the prior measurement period:

- The discount rate changed from 2.33 percent as of August 31, 2020 to 1.95 percent as of August 31, 2021.
- Change of Benefit Terms Since Prior Measurement Date – There were no changes in benefit terms since the prior measurement date.

For the year ended June 30, 2022, the District recognized OPEB expense of \$(1,031,132) and revenue of \$(806,516) for support provided by the State.

At June 30, 2022, the District reported its proportionate share of the TRS's deferred outflows of resources and deferred inflows of resources related to OPEB from the following sources:

	<u>Deferred Outflows of Resources</u>	<u>Deferred Inflows of Resources</u>
Differences between expected and actual actuarial experiences	\$ 702,239	\$ 7,895,365
Changes in actuarial assumptions	1,806,566	3,449,344
Differences between projected and actual investment earnings	17,707	-
Changes in proportion and difference between the employer's contributions and the proportionate share of contributions	2,564,232	245,823
Contributions paid to OPEB subsequent to the measurement date	<u>301,418</u>	<u>-</u>
Total as of fiscal year-end	<u>\$ 5,392,162</u>	<u>\$ 11,590,532</u>

\$301,418 reported as deferred outflows of resources related to OPEB resulting from contributions subsequent to the measurement date will be recognized as a reduction of the net OPEB liability for the year ending June 30, 2023. Other amounts reported as deferred outflows and inflows of resources related to OPEB will be recognized in OPEB expense as follows:

<u>For the Year Ended August 31,</u>	<u>OPEB Expense</u>
2023	\$( 1,330,535)
2024	( 1,330,934)
2025	( 1,330,825)
2026	( 901,494)
2027	( 320,250)
Thereafter	( 1,285,750)

#### **H. Negative Operating Grants and Contributions – Statement of Activities**

Expense activity is required to be recorded by districts who are participants in cost-sharing pension and OPEB benefit plans with a special funding situation where non-employer contributing entities (NECE) also participate in contributions to the plans. TRS-retirement and TRS-care benefit plans are both cost-sharing plans with special funding situations. Therefore, on-behalf expense activity of the NECE must be recorded at the government-wide level of reporting on the Statement of Activities in accordance with GASB 68 and 75.

During the year under audit, the NECE expense was negative due to changes in actuarial assumptions within the TRS-care plan. The accrual for the proportionate share of that expense was a negative on-behalf revenue and negative on-behalf expense. This resulted in a decrease to revenue for operating grants and contributions on the Statement of Activities. According to guidance provided directly from GASB, this is the correct reporting.

Following are the effects on the Statement of Activities as a result of the negative on-behalf accruals recorded:

	Operating Grants and Contributions	Negative On-Behalf Accruals	Operating Grants and Contributions (excluding on- behalf accruals)
11-Instruction	\$ 8,274,491	\$( 549,230)	\$ 8,823,721
12-Instructional resources and media services	( 4,289)	( 10,619)	6,330
13-Curriculum and staff development	258,832	( 11,098)	269,930
21-Instructional leadership	207,834	( 14,038)	221,872
23-School leadership	34,514	( 60,268)	94,782
31-Guidance, counseling, and evaluation services	1,487,890	( 27,735)	1,515,625
32-Social work services	( 64)	( 1,118)	1,054
33-Health services	14,416	( 10,768)	25,184
34-Student transportation	48,764	( 563)	49,327
35-Food service	5,963,302	( 332)	5,963,634
36-Extracurricular activities	( 11,159)	( 15,802)	4,643
41-General administration	( 23,344)	( 47,792)	24,448
51-Facilities maintenance and operations	221,951	( 27,402)	249,353
52-Security and monitoring services	34,808	( 2,209)	37,017
53-Data processing services	( 5,529)	( 12,298)	6,769
61-Community services	55,888	( 15,244)	71,132
93-Payments related to SSA	89,987	-	89,987
	<u>\$ 16,648,292</u>	<u>\$( 806,516)</u>	<u>\$ 17,454,808</u>

#### **I. Health Care**

During the period ended June 30, 2022, employees of the District were covered by a state-wide plan, TRS Active Care or TSHBP alternative plan. The District paid premiums of \$352 per month per employee for high deductible plans and \$396 per month per employee for co-pay plans. Employees, at their option may authorize payroll withholdings to pay premiums for dependent coverage. The Teacher Retirement System of Texas (TRS) manages TRS Active Care. The TRS plan is administered by Blue Cross Blue Shield.

The latest financial information on the state-wide plan is available from TRS (see note on pension plan).

#### **J. Medicare Part D – On-behalf Payments**

The Medicare Prescription Drug, Improvement, and Modernization Act of 2003, which was effective January 1, 2006, established prescription drug coverage for Medicare beneficiaries known as Medicare Part D. One of the provisions of Medicare Part D allows for the Texas Public School Retired Employee Group Insurance Program (TRS-Care) to receive retiree drug subsidy payments from the federal government to offset certain prescription drug expenditures for eligible TRS-Care participants. These on-behalf payments of \$150,841, \$162,079 and \$163,571 were recognized for the years ended June 30, 2020, 2021, and 2022, respectively, as equal revenues and expenditures.

#### **K. Commitments and Contingencies**

The District participates in numerous state and Federal grant programs which are governed by various rules and regulations of the grantor agencies. Costs charged to the respective grant programs are subject to audit and adjustment by the grantor agencies; therefore, to the extent that the District has not complied with the rules and regulations governing the grants, if any, refunds of any money received may be required and the collectability of any related receivable at June 30, 2022 may be impaired. In the opinion of the District, there are no significant contingent liabilities relating to compliance with the rules and regulations governing the respective grants; therefore, no provision has been recorded in the accompanying combined financial statements for such contingencies.

**L. Risk Management**

The District is exposed to various risks of loss related to torts theft of, damage to and destruction of assets; errors and omissions; injuries to employees; and natural disaster. During fiscal year 2021 the district purchased commercial insurance to cover general liabilities. There were no significant reductions in coverage in the past fiscal year, and there were no settlements exceeding insurance coverage for each of the past three fiscal years.

**M. Shared Services Arrangements**

The District is the fiscal agent for a Shared Services Arrangement ("SSA") which provides services to the member districts listed below. All services are provided by the fiscal agent. The member districts provide the funds to the fiscal agent. According to guidance provided in TEA's Resource Guide, the District has accounted for the fiscal agent's activities of the SSA in a special revenue fund and will be accounted for using Model 3 in the SSA section of the Resource Guide. Expenditures of the SSA are summarized below:

<u>Member Districts</u>	<u>Expenditures</u>
Lockhart ISD	\$ 1,566,492
Luling ISD	442,278
Prairie Lea ISD	61,004
Total SSA expenditures	<u>\$ 2,069,774</u>

**A. New Accounting Standards**

Significant new accounting standards issued by the Governmental Accounting Standards Board (GASB) not yet implemented by the District include the following:

Statement No. 94, *Public-Private and Public-Public Partnerships and Availability Payment Arrangements* – The primary objective of this Statement is to improve financial reporting by addressing issues related to public-private and public-public partnership arrangements (PPPs). As used in this Statement, a PPP is an arrangement in which a government (the transferor) contracts with an operator (a governmental or nongovernmental entity) to provide public services by conveying control of the right to operate or use a nonfinancial asset, such as infrastructure or other capital asset (the underlying PPP asset), for a period of time in an exchange or exchange-like transaction. GASB 94 will become effective for reporting periods beginning after June 15, 2022, and the impact has not yet been determined.

Statement No. 96, *Subscription-Based Information Technology Arrangements* - This Statement provides guidance on the accounting and financial reporting for subscription-based information technology arrangements (SBITAs) for government end users (governments). This Statement (1) defines a SBITA; (2) establishes that a SBITA results in a right-to-use subscription asset—an intangible asset—and a corresponding subscription liability; (3) provides the capitalization criteria for outlays other than subscription payments, including implementation costs of a SBITA; and (4) requires note disclosures regarding a SBITA. To the extent relevant, the standards for SBITAs are based on the standards established in Statement No. 87, *Leases*, as amended. This Statement will become effective for reporting periods beginning after June 15, 2022, and the impact has not yet been determined.

GASB Statement No. 100, *Accounting Changes and Error Corrections*—an amendment of GASB Statement No. 62 - The primary objective of this Statement is to enhance accounting and financial reporting requirements for accounting changes and error corrections to provide more understandable, reliable, relevant, consistent, and comparable information for making decisions or assessing accountability. This Statement will become effective for reporting periods beginning after June 15, 2023, and the impact has not yet been determined.

GASB Statement No. 101, *Compensated Absences* - The objective of this Statement is to better meet the information needs of financial statement users by updating the recognition and measurement guidance for compensated absences. That objective is achieved by aligning the recognition and measurement guidance under a unified model and by amending certain previously required disclosures. This Statement will become effective for reporting periods beginning after December 15, 2023, and the impact has not yet been determined.

**REQUIRED SUPPLEMENTARY  
INFORMATION**

**THIS PAGE LEFT BLANK INTENTIONALLY**

**LOCKHART INDEPENDENT SCHOOL DISTRICT**

**EXHIBIT G-1**

**SCHEDULE OF REVENUES, EXPENDITURES AND CHANGES IN FUND BALANCE  
BUDGET AND ACTUAL - GENERAL FUND**

FOR THE YEAR ENDED JUNE 30, 2022

Data Control Codes		Budgeted Amounts		Actual Amounts (GAAP Basis)	Variance with Final Budget Positive (Negative)
		Original	Final		
<b>REVENUES</b>					
5700	Local and intermediate sources	\$ 18,256,979	\$ 19,649,766	\$ 19,471,327	\$( 178,439)
5800	State program revenues	40,409,770	38,979,010	37,117,850	( 1,861,160)
5900	Federal program revenues	<u>300,000</u>	<u>300,000</u>	<u>736,560</u>	<u>436,560</u>
5020	Total revenues	<u>58,966,749</u>	<u>58,928,776</u>	<u>57,325,737</u>	<u>( 1,603,039)</u>
<b>EXPENDITURES</b>					
Current:					
0011	Instruction	34,121,144	34,327,698	32,336,738	1,990,960
0012	Instructional resources and media sources	611,832	649,541	614,026	35,515
0013	Curriculum and instructional staff development	903,043	891,345	910,633	( 19,288)
0021	Instructional leadership	667,609	626,929	526,329	100,600
0023	School leadership	3,380,347	3,397,094	3,198,360	198,734
0031	Guidance, counseling, and evaluation services	1,032,173	1,382,673	1,347,999	34,674
0032	Social work services	182,042	207,042	182,073	24,969
0033	Health services	506,490	578,341	540,234	38,107
0034	Student (pupil) transportation	3,530,804	3,043,954	2,952,095	91,859
0035	Food services	5,000	5,000	-	5,000
0036	Extracurricular activities	1,544,573	1,838,253	1,605,245	233,008
0041	General administration	2,554,736	2,623,852	2,632,102	( 8,250)
0051	Facilities maintenance and operations	5,240,085	5,402,069	5,190,821	211,248
0052	Security and monitoring services	241,446	303,946	294,830	9,116
0053	Data processing services	1,260,170	1,347,809	1,188,185	159,624
0061	Community services	34,638	34,638	17,333	17,305
Debt Service:					
0071	Principal on long-term debt	49,254	54,254	9,830	44,424
0072	Interest on long-term debt	5,852	5,852	1,250	4,602
Capital Outlay:					
0081	Facilities acquisition and construction	454,565	1,958,139	1,071,188	886,951
Intergovernmental:					
0093	Payments to shared service arrangements	1,688,594	1,888,594	1,566,492	322,102
0099	Other intergovernmental	<u>460,000</u>	<u>480,000</u>	<u>479,303</u>	<u>697</u>
6030	Total expenditures	<u>58,474,397</u>	<u>61,047,023</u>	<u>56,665,066</u>	<u>4,381,957</u>
1100	<b>EXCESS (DEFICIENCY) OF REVENUES OVER EXPENDITURES</b>	<u>492,352</u>	<u>( 2,118,247)</u>	<u>660,671</u>	<u>2,778,918</u>
<b>OTHER FINANCING SOURCES (USES)</b>					
7916	Transfers Out	<u>( 373,632)</u>	<u>( 523,632)</u>	<u>( 350,170)</u>	<u>173,462</u>
7080	Total other financing sources (uses)	<u>( 373,632)</u>	<u>( 523,632)</u>	<u>( 350,170)</u>	<u>173,462</u>
1200	<b>NET CHANGE IN FUND BALANCES</b>	<u>118,720</u>	<u>( 2,641,879)</u>	<u>310,501</u>	<u>2,952,380</u>
0100	<b>FUND BALANCE, BEGINNING</b>	<u>24,496,208</u>	<u>24,496,208</u>	<u>24,496,208</u>	<u>-</u>
3000	<b>FUND BALANCES, ENDING</b>	<u>\$ 24,614,928</u>	<u>\$ 21,854,329</u>	<u>\$ 24,806,709</u>	<u>\$ 2,952,380</u>

**LOCKHART INDEPENDENT SCHOOL DISTRICT**

SCHEDULE OF THE DISTRICT'S PROPORTIONATE SHARE  
OF THE NET PENSION LIABILITY  
TEACHER RETIREMENT SYSTEM

FOR THE YEAR ENDED JUNE 30, 2022

Plan Year Ended August 31,	<u>2021</u>	<u>2020</u>	<u>2019</u>
District's proportion of the net pension liability (asset)	0.0311585%	0.0311202%	0.0319815%
District's proportionate share of the net pension liability (asset)	\$ 7,934,963	\$ 16,667,345	\$ 16,624,983
State's proportionate share of the net pension liability (asset) associated with the District	<u>11,473,864</u>	<u>23,504,344</u>	<u>21,206,089</u>
Total	<u>\$ 19,408,827</u>	<u>\$ 40,171,689</u>	<u>\$ 37,831,072</u>
District's covered payroll	\$36,790,770	\$35,521,492	\$32,358,591
District's proportionate share of the net pension liability (asset) as a percentage of its covered payroll	21.57%	46.92%	51.38%
Plan fiduciary net position as a percentage of the total pension liability	88.79%	75.54%	75.24%

Note: Only eight years of data is presented in accordance with GASB #68, paragraph 138. "The information for all periods for the 10-year schedules that are required to be presented as required supplementary information may not be available initially. In these cases, during the transition period, that information should be presented for as many years as are available. The schedules should not include information that is not measured in accordance with the requirements of this Statement."

<u>2018</u>	<u>2017</u>	<u>2016</u>	<u>2015</u>	<u>2014</u>
0.0319815%	0.0292449%	0.0287948%	0.0292538%	0.0197780%
\$ 17,538,416	\$ 9,350,942	\$ 10,881,118	\$ 10,340,829	\$ 5,282,977
<u>23,582,936</u>	<u>14,653,093</u>	<u>16,826,316</u>	<u>16,271,958</u>	<u>13,744,870</u>
\$ <u>41,121,352</u>	\$ <u>24,004,035</u>	\$ <u>27,707,434</u>	\$ <u>26,612,787</u>	\$ <u>19,027,847</u>
\$ 31,692,894	\$ 29,968,151	\$ 28,764,071	\$ 27,754,797	\$ 26,227,055
55.34%	31.20%	37.83%	37.26%	20.14%
73.74%	82.17%	78.00%	78.43%	83.25%

**LOCKHART INDEPENDENT SCHOOL DISTRICT**

**SCHEDULE OF DISTRICT'S PENSION CONTRIBUTIONS  
TEACHER RETIREMENT SYSTEM**

FOR THE YEAR ENDED JUNE 30, 2022

Fiscal Year Ended June 30,	<u>2022</u>	<u>2021</u>	<u>2020</u>
Contractually required contribution	\$ 1,485,693	\$ 1,342,220	\$ 1,250,665
Contributions in relation to the contractually required contribution	<u>(1,485,693)</u>	<u>( 1,342,220)</u>	<u>( 1,250,665)</u>
Contribution deficiency (excess)	\$ <u>-</u>	\$ <u>-</u>	\$ <u>-</u>
District's covered payroll	\$ 39,223,830	\$ 36,570,653	\$ 35,049,035
Contribution as a percentage of covered payroll	3.79%	3.67%	3.57%

Note: Only eight years of data is presented in accordance with GASB #68, paragraph 138. "The information for all periods for the 10-year schedules that are required to be presented as required supplementary information may not be available initially. In these cases, during the transition period, that information should be presented for as many years as are available. The schedules should not include information that is not measured in accordance with the requirements of this Statement."

<u>2019</u>	<u>2018</u>	<u>2017</u>	<u>2016</u>	<u>2015</u>
\$ 1,116,036	\$ 1,043,672	\$ 927,988	\$ 903,438	\$ 810,976
( 1,116,036)	( 1,043,672)	( 927,988)	( 903,438)	( 810,976)
\$ <u>          -</u>	\$ <u>          -</u>	\$ <u>          -</u>	\$ <u>          -</u>	\$ <u>          -</u>
\$ 32,154,893	\$ 31,186,506	\$ 29,668,119	\$ 28,456,580	\$ 27,582,011
3.47%	3.35%	3.13%	3.17%	2.94%

**LOCKHART INDEPENDENT SCHOOL DISTRICT**

**EXHIBIT G-4**

SCHEDULE OF THE DISTRICT'S PROPORTIONATE SHARE  
OF THE NET OPEB LIABILITY  
TEACHER RETIREMENT SYSTEM

FOR THE YEAR ENDED JUNE 30, 2022

Plan Year Ended August 31,	<u>2021</u>	<u>2020</u>	<u>2019</u>	<u>2018</u>	<u>2017</u>
District's proportion of the net OPEB liability (asset)	0.0422828%	0.0413786%	0.0399940%	0.0405306%	0.0365625%
District's proportionate share of the net OPEB liability (asset)	\$ 16,310,380	\$ 15,729,861	\$ 18,887,885	\$ 20,237,284	\$ 15,899,673
State's proportionate share of the net OPEB liability (asset) associated with the District	<u>21,852,275</u>	<u>21,137,162</u>	<u>25,097,775</u>	<u>26,359,820</u>	<u>22,917,035</u>
Total	<u>\$ 38,162,655</u>	<u>\$ 36,867,023</u>	<u>\$ 43,985,660</u>	<u>\$ 46,597,104</u>	<u>\$ 38,816,708</u>
District's covered payroll	\$ 37,714,914	\$ 35,546,545	\$ 32,358,651	\$ 31,692,894	\$ 29,968,151
District's proportionate share of the net OPEB liability (asset) as a percentage of its covered payroll	43.25%	44.25%	58.37%	63.85%	53.06%
Plan fiduciary net position as a percentage of the total OPEB liability	6.18%	4.99%	2.66%	1.57%	0.91%

Note: Only five years of data is presented in accordance with GASB #75, paragraph 245. "The information for all fiscal years for the 10-year schedules that are required to be presented as required supplementary information may not be available initially. In these cases, during the transition period, that information should be presented for as many years as are available. The schedules should not include information that is not measured in accordance with the requirements of this Statement."

**SCHEDULE OF DISTRICT'S OPEB CONTRIBUTIONS  
TEACHER RETIREMENT SYSTEM**

**FOR THE YEAR ENDED JUNE 30, 2022**

Fiscal year Ended June 30,	<u>2022</u>	<u>2021</u>	<u>2020</u>	<u>2019</u>	<u>2018</u>
Contractually required contribution	\$ 356,059	\$ 310,521	\$ 269,292	\$ 246,418	\$ 239,614
Contributions in relation to the contractually required contribution	( 356,059)	( 310,521)	( 269,292)	( 246,418)	( 239,614)
Contribution deficiency (excess)	\$ -	\$ -	\$ -	\$ -	\$ -
District's covered payroll	\$ 39,091,897	\$ 36,595,692	\$ 35,049,487	\$ 32,148,410	\$ 31,192,689
Contribution as a percentage of covered payroll	0.91%	0.85%	0.77%	0.77%	0.77%

Note: Only five years of data is presented in accordance with GASB #75, paragraph 245. "The information for all fiscal years for the 10-year schedules that are required to be presented as required supplementary information may not be available initially. In these cases, during the transition period, that information should be presented for as many years as are available. The schedules should not include information that is not measured in accordance with the requirements of this Statement."

## **LOCKHART INDEPENDENT SCHOOL DISTRICT**

### **NOTES TO REQUIRED SUPPLEMENTARY INFORMATION**

JUNE 30, 2022

#### **Budgetary Information**

The Board of Trustees adopts an "appropriated budget" for the General Fund, Debt Service Fund and the National Lunch and Breakfast Program Fund (which is included as a Special Revenue Fund). The District is required to present the adopted and final amended budgeted revenues and expenditures for each of these funds. The ESSER III Grant Fund does not have a legally adopted budget. The District compares the final amended budget to actual revenues and expenditures. The General Fund budget report appears in Exhibit G-1 and the other two reports are presented in Exhibits J-2 and J-3.

The following procedures are followed in establishing the budgetary data reflected in the basic financial statements:

1. Prior to August 20 the District prepares a budget for the next succeeding fiscal year beginning September 1. The operating budget includes proposed expenditures and the means of financing them.
2. A meeting of the Board is then called for the purpose of adopting the proposed budget. At least ten days' public notice of the meeting must be given.
3. Prior to September 1, the budget is legally enacted through passage of a resolution by the Board.
4. Once a budget is approved, it can only be amended at the function and fund level by approval of a majority of the members of the Board. Amendments are presented to the Board at its regular meetings. Each amendment must have Board approval. As required by law, such amendments are made before the fact, are reflected in the official minutes of the Board, and are not made after fiscal year end. The budget was amended as necessary during the year.
5. Each budget is controlled at the organizational level by the administration, appropriate department head or campus principal within Board allocations at the revenue and expenditure function/object level. Budgeted amounts are as amended by the Board. All budget appropriations lapse at year end.

#### **Expenditures Exceeding Appropriations**

In 2022, expenditures in Functions 13 and 41 of the General Fund exceeded the budget by \$19,288 and \$8,250, respectively. The overage will be covered with existing fund balance. Additionally, expenditures in Function 35 of the Child Nutrition Program Fund exceeded the budget by \$15,893. This overage will be covered with existing fund balance.

## **COMBINING STATEMENTS**

**THIS PAGE LEFT BLANK INTENTIONALLY**

## NONMAJOR GOVERNMENTAL FUNDS

**ESEA, Title X, Part C – Homeless** – Provide opportunities for children from families struggling with homelessness.

**ESEA, Title I, Part A – Improving Basic Programs** – Provide opportunities for children served to acquire the knowledge and skills to meet the challenging State performance standards.

**IDEA – Part B, Formula** – Operate educational programs for children with disabilities.

**IDEA – Part B, Preschool** – Support programs for preschool children with disabilities.

**IDEA – Part B, Discretionary** – Additional support for children with disabilities.

**National Breakfast and Lunch Program** – Support programs using federal reimbursement revenues from the United States Department of Agriculture (USDA).

**Career and Technical – Basic Grant** – Provide career and technology education to develop new and/or improved marketable skills for paid and unpaid employment.

**Career and Technical – Quality Workforce** – Provide career and technology education to develop new and/or improved marketable skills for paid and unpaid employment.

**ESEA II, A, Training and Recruiting** – Provide programs for improvement for school principals and recruiting teachers.

**Title III, Part A – English Language Acquisition** – Improve the education of children with limited English proficiency, by assisting the children to learn English.

**Title IV, Part B – Community Learning** – Provides funding for after-school programs to improve the education of children from economically disadvantaged backgrounds.

**Gear Up Grant** – Provides funding to assist with college readiness programs.

**Gear Up Grant 2** – Provides funding to assist with college readiness programs.

**TCLAS Fund of the ARP Act** – Provides additional COVID-relief funding through the American Rescue Plan Act.

**Title IV Part A Subpart I** – Accounts for funding provided under ESEA Title IV Part A.

**Other Federal Special Revenue** - This fund classification is to be used to account, on a project basis, for federally funded special revenue funds that have not been specified above.

**Visually Impaired SSVI** – Funding for programs provided to children with visual impairments.

**Children’s Trust Fund of Texas** – Accounts for proceeds related to the Children’s Trust Fund of Texas.

**State Textbook Fund** – This fund accounts for the purchase of instructional materials, technological equipment, and technology-related services through the TEA requisition system.

**State Funded Special Revenue Funds** – This fund classification is used to account for various state special revenue funds. Included are funds awarded to recognize those students, teachers and schools that demonstrate success in achieving the state’s advanced academic standards.

**SSA Special Education** – This fund accounts for the District’s shared service arrangement for special education, for which the District serves as the fiscal agent.

**THIS PAGE LEFT BLANK INTENTIONALLY**

**Medicaid COOP** – This fund accounts for the District’s Medicaid cooperative with other local districts, for which the District serves as the fiscal agent.

**Campus Activity Funds** - Accounts for transactions related to a principal’s activity fund if the monies generated are not subject to recall by the District’s board of trustees into the General Fund.

**Education Foundation** – This fund is used to account for local revenues related to the Lockhart Education Foundation.

**Lions Club** – This fund is used to account for local revenues related to the Lockhart Lions Club.

**Kinder Morgan** – This fund is used to account for local revenues related to the District’s Kinder Morgan program.

**Texas State University** – This fund is used to account for local revenues received from Texas State University.

**Saint David’s** – This fund is used to account for local revenues received from Saint David’s Children’s Hospital.

**Parent Teacher Organization** – This fund is used to account for local revenues related to the Lockhart Parent Teacher Organization.

**Miscellaneous Grants Fund** – This fund is used to account for local revenues other than those accounted for in the funds above.

**Athletic Programs Donations** – This fund is used to account for local revenues related to donations to the District’s athletic programs.

**Maintenance Tax Notes 2012 Series** – This fund is used to account for principal and interest payments made on the District’s Series 2012 Maintenance Tax Notes.

**Maintenance Tax Notes 2017 Series** – This fund is used to account for principal and interest payments made on the District’s Series 2017 Maintenance Tax Notes.

**THIS PAGE LEFT BLANK INTENTIONALLY**

## **NONMAJOR PROPRIETARY FUNDS**

**Summer Recreation** – Account for the receipts and payments related to the District’s summer recreation programs.

**After School Program** – Account for the provision after school programs to students.

**Cubhouse Students** – Account for the receipts and payments related to the District’s Cubhouse child care program.

**GED Adult Ed** – Account for the receipts and payments related to the District’s GED adult education program.

**Cubhouse Employees** – Account for the receipts and payments related to the District’s Cubhouse child care program.

**Community Ed. Adm.** – Account for the receipts and payments related to the District’s various community education programs.

**LOCKHART INDEPENDENT SCHOOL DISTRICT**

COMBINING BALANCE SHEET  
NONMAJOR GOVERNMENTAL FUNDS

JUNE 30, 2022

Data Control Codes		Special Revenue Funds			
		206	211	224	225
		ESEA Title X Part C Homeless	ESEA I, A Improving Basic Program	IDEA - Part B Formula	IDEA - Part B Preschool
<b>ASSETS</b>					
1110	Cash and cash equivalents	\$ 2,745	\$ 88,337	\$ -	\$ 26,577
1120	Investments current	-	-	-	-
1240	Due from other governments	-	224,523	649,337	6,390
1260	Due from other funds	-	-	-	14
1000	Total assets	<u>2,745</u>	<u>312,860</u>	<u>649,337</u>	<u>32,981</u>
<b>LIABILITIES</b>					
2110	Accounts payable	-	-	13,614	-
2150	Payroll deductions and withholdings	-	22,259	30,385	785
2160	Accrued wages payable	-	132,921	238,335	5,332
2170	Due to other funds	2,745	157,680	367,003	26,864
2180	Due to other governments	-	-	-	-
2300	Unearned revenue	-	-	-	-
2000	Total liabilities	<u>2,745</u>	<u>312,860</u>	<u>649,337</u>	<u>32,981</u>
<b>FUND BALANCES</b>					
Restricted Fund Balance:					
3450	Federal or state funds grant restriction	-	-	-	-
3480	Retirement of long-term debt	-	-	-	-
Committed Fund Balance:					
3545	Campus activity	-	-	-	-
3000	Total fund balances	<u>-</u>	<u>-</u>	<u>-</u>	<u>-</u>
4000	Total liabilities and fund balances	\$ <u>2,745</u>	\$ <u>312,860</u>	\$ <u>649,337</u>	\$ <u>32,981</u>

Special Revenue Funds						
226	240	244	251	255	263	265
IDEA - Part B Discretionary	National Breakfast and Lunch Program	Career and Technical - Basic Grant	Career and Technical - Quality Workforce	ESEA II, A Training and Recruiting	Title III, A English Lang. Acquisition	Title IV, B Community Learning
\$ -	\$ 247,388	\$ -	\$ -	\$ -	\$ -	\$ 778
-	3,388,265	-	-	-	-	-
342,317	68,834	9,934	2,822	34,187	45,458	126,934
-	4,055	-	-	52	-	1,682
<u>342,317</u>	<u>3,708,542</u>	<u>9,934</u>	<u>2,822</u>	<u>34,239</u>	<u>45,458</u>	<u>129,394</u>
37,112	120,117	-	-	-	2,735	4,999
-	11,685	93	267	5,610	-	5,444
-	-	-	-	17,760	-	46,542
305,205	191,313	9,841	2,555	10,869	42,723	72,409
-	10	-	-	-	-	-
-	-	-	-	-	-	-
<u>342,317</u>	<u>323,125</u>	<u>9,934</u>	<u>2,822</u>	<u>34,239</u>	<u>45,458</u>	<u>129,394</u>
-	3,385,417	-	-	-	-	-
-	-	-	-	-	-	-
-	-	-	-	-	-	-
<u>-</u>	<u>3,385,417</u>	<u>-</u>	<u>-</u>	<u>-</u>	<u>-</u>	<u>-</u>
\$ <u>342,317</u>	\$ <u>3,708,542</u>	\$ <u>9,934</u>	\$ <u>2,822</u>	\$ <u>34,239</u>	\$ <u>45,458</u>	\$ <u>129,394</u>

**LOCKHART INDEPENDENT SCHOOL DISTRICT**

COMBINING BALANCE SHEET  
NONMAJOR GOVERNMENTAL FUNDS

JUNE 30, 2022

Data Control Codes		Special Revenue Funds			
		270 Gear UP Grant	274 Gear UP Grant 2	279 TCLAS Fund of the ARP Act	288 Title IV Part A Subpart I
<b>ASSETS</b>					
1110	Cash and cash equivalents	\$ 889	\$ 17,673	\$ -	\$ -
1120	Investments current	-	-	-	-
1240	Due from other governments	39,039	54,423	390,949	14,237
1260	Due from other funds	-	-	-	-
1000	Total assets	<u>39,928</u>	<u>72,096</u>	<u>390,949</u>	<u>14,237</u>
<b>LIABILITIES</b>					
2110	Accounts payable	-	-	-	-
2150	Payroll deductions and withholdings	786	1,325	1,788	-
2160	Accrued wages payable	1,322	428	-	-
2170	Due to other funds	37,820	69,737	389,161	14,237
2180	Due to other governments	-	606	-	-
2300	Unearned revenue	-	-	-	-
2000	Total liabilities	<u>39,928</u>	<u>72,096</u>	<u>390,949</u>	<u>14,237</u>
<b>FUND BALANCES</b>					
Restricted Fund Balance:					
3450	Federal or state funds grant restriction	-	-	-	-
3480	Retirement of long-term debt	-	-	-	-
Committed Fund Balance:					
3545	Campus activity	-	-	-	-
3000	Total fund balances	<u>-</u>	<u>-</u>	<u>-</u>	<u>-</u>
4000	Total liabilities and fund balances	<u>\$ 39,928</u>	<u>\$ 72,096</u>	<u>\$ 390,949</u>	<u>\$ 14,237</u>

Special Revenue Funds						
289 Other Federal Special Revenue	385 Visually Impaired SSVI	397 Children's Trust Fund of Texas	410 State Textbook Fund	429 State Funded SR Fund	437 SSA Special Education	450 Medicaid COOP
\$ -	\$ 65	\$ 577	\$ 123,092	\$ -	\$ 334,085	\$ 2,400
-	-	-	-	-	-	-
91,894	3,163	-	-	34,121	1,539	-
-	-	-	-	-	126,030	-
<u>91,894</u>	<u>3,228</u>	<u>577</u>	<u>123,092</u>	<u>34,121</u>	<u>461,654</u>	<u>2,400</u>
34,914	-	-	112,860	-	-	-
-	-	-	-	-	29,336	-
20,037	-	-	-	-	217,028	-
31,936	3,228	-	-	34,109	184,748	-
-	-	-	-	-	30,542	2,400
<u>5,007</u>	<u>-</u>	<u>577</u>	<u>10,232</u>	<u>12</u>	<u>-</u>	<u>-</u>
<u>91,894</u>	<u>3,228</u>	<u>577</u>	<u>123,092</u>	<u>34,121</u>	<u>461,654</u>	<u>2,400</u>
-	-	-	-	-	-	-
-	-	-	-	-	-	-
-	-	-	-	-	-	-
-	-	-	-	-	-	-
<u>\$ 91,894</u>	<u>\$ 3,228</u>	<u>\$ 577</u>	<u>\$ 123,092</u>	<u>\$ 34,121</u>	<u>\$ 461,654</u>	<u>\$ 2,400</u>

**LOCKHART INDEPENDENT SCHOOL DISTRICT**

COMBINING BALANCE SHEET  
NONMAJOR GOVERNMENTAL FUNDS

JUNE 30, 2022

Data Control Codes		Special Revenue Funds			
		461 Campus Activity Funds	480 Education Foundation	484 Lions Club	490 Kinder Morgan
<b>ASSETS</b>					
1110	Cash and cash equivalents	\$ 84,569	\$ 25,491	\$ -	\$ 72,299
1120	Investments current	-	-	-	-
1240	Due from other governments	-	-	-	-
1260	Due from other funds	-	-	-	-
1000	Total assets	<u>84,569</u>	<u>25,491</u>	<u>-</u>	<u>72,299</u>
<b>LIABILITIES</b>					
2110	Accounts payable	161	-	-	-
2150	Payroll deductions and withholdings	-	-	-	-
2160	Accrued wages payable	-	-	-	-
2170	Due to other funds	73	-	-	-
2180	Due to other governments	-	-	-	-
2300	Unearned revenue	-	<u>25,491</u>	-	<u>72,299</u>
2000	Total liabilities	<u>234</u>	<u>25,491</u>	<u>-</u>	<u>72,299</u>
<b>FUND BALANCES</b>					
Restricted Fund Balance:					
3450	Federal or state funds grant restriction	-	-	-	-
3480	Retirement of long-term debt	-	-	-	-
Committed Fund Balance:					
3545	Campus activity	<u>84,335</u>	-	-	-
3000	Total fund balances	<u>84,335</u>	<u>-</u>	<u>-</u>	<u>-</u>
4000	Total liabilities and fund balances	<u>\$ 84,569</u>	<u>\$ 25,491</u>	<u>\$ -</u>	<u>\$ 72,299</u>

Special Revenue Funds					Debt Service Funds		Total Nonmajor Governmental Funds
492 Texas State University	493 Saint David's	494 Parent Teacher Organization	495 Miscellaneous Grants Fund	496 Athletic Programs Donations	595 Maintenance Tax Notes 2012 Series	597 Maintenance Tax Notes 2017 Series	
\$ 69,786	\$ 37,256	\$ 13,371	\$ 12,089	\$ 3,272	\$ 1	\$ 122	\$ 1,162,862
-	-	-	-	-	-	-	3,388,265
-	-	-	-	-	-	-	2,140,101
-	-	-	-	-	-	-	131,833
<u>69,786</u>	<u>37,256</u>	<u>13,371</u>	<u>12,089</u>	<u>3,272</u>	<u>1</u>	<u>122</u>	<u>6,823,061</u>
69,786	-	-	-	-	-	-	396,298
-	117	-	2	-	-	-	109,882
-	-	-	-	-	-	-	679,705
-	1	-	120	-	-	-	1,954,377
-	-	-	-	-	-	-	33,558
-	<u>37,138</u>	<u>13,371</u>	<u>11,967</u>	<u>3,272</u>	-	-	<u>179,366</u>
<u>69,786</u>	<u>37,256</u>	<u>13,371</u>	<u>12,089</u>	<u>3,272</u>	-	-	<u>3,353,186</u>
-	-	-	-	-	-	-	3,385,417
-	-	-	-	-	1	122	123
-	-	-	-	-	-	-	84,335
-	-	-	-	-	<u>1</u>	<u>122</u>	<u>3,469,875</u>
<u>\$ 69,786</u>	<u>\$ 37,256</u>	<u>\$ 13,371</u>	<u>\$ 12,089</u>	<u>\$ 3,272</u>	<u>\$ 1</u>	<u>\$ 122</u>	<u>\$ 6,823,061</u>

**LOCKHART INDEPENDENT SCHOOL DISTRICT**

COMBINING STATEMENT OF REVENUES, EXPENDITURES  
AND CHANGES IN FUND BALANCES  
NONMAJOR GOVERNMENTAL FUNDS

FOR THE YEAR ENDED JUNE 30, 2022

Data Control Codes		Special Revenue Funds			
		206 ESEA Title X Part C Homeless	211 ESEA I, A Improving Basic Program	224 IDEA - Part B Formula	225 IDEA - Part B Preschool
<b>REVENUES</b>					
5700	Local and intermediate sources	\$ -	\$ -	\$ -	\$ -
5800	State program revenues	-	-	-	-
5900	Federal program revenues	-	937,626	1,826,521	28,845
5020	Total revenues	-	937,626	1,826,521	28,845
<b>EXPENDITURES</b>					
Current:					
0011	Instruction	-	744,241	1,119,348	28,845
0012	Instructional resources and media services	-	-	-	-
0013	Curriculum and instructional staff development	-	5,962	4,683	-
0021	Instructional leadership	-	-	-	-
0023	School leadership	-	-	-	-
0031	Guidance, counseling, and evaluation services	-	186,843	701,313	-
0033	Health services	-	-	-	-
0034	Student (pupil) transportation	-	-	1,177	-
0035	Food service	-	-	-	-
0036	Extracurricular activities	-	-	-	-
0041	General administration	-	-	-	-
0051	Facilities maintenance and operations	-	-	-	-
0052	Security and monitoring services	-	-	-	-
0061	Community services	-	580	-	-
Debt service:					
0071	Principal on long-term debt	-	-	-	-
0072	Interest on long-term debt	-	-	-	-
Intergovernmental:					
0093	Payments to Shared Service Arrangements	-	-	-	-
6030	Total expenditures	-	937,626	1,826,521	28,845
1100	<b>EXCESS (DEFICIENCY) OF REVENUES OVER (UNDER) EXPENDITURES</b>	-	-	-	-
<b>OTHER FINANCING SOURCES (USES)</b>					
7915	Transfers in	-	-	-	-
7080	Total other financing sources (uses)	-	-	-	-
1200	<b>NET CHANGE IN FUND BALANCES</b>	-	-	-	-
0100	<b>FUND BALANCE, BEGINNING</b>	-	-	-	-
3000	<b>FUND BALANCE, ENDING</b>	\$ -	\$ -	\$ -	\$ -

Special Revenue Funds						
226	240	244	251	255	263	265
IDEA - Part B Discretionary	National Breakfast and Lunch Program	Career and Technical - Basic Grant	Career and Technical - Quality Workforce	ESEA II, A Training and Recruiting	Title III, A English Lang. Acquisition	Title IV, B Community Learning
\$ -	\$ 317,908	\$ -	\$ -	\$ -	\$ -	\$ -
-	1,045	-	-	-	-	-
<u>463,668</u>	<u>5,481,693</u>	<u>58,330</u>	<u>5,975</u>	<u>142,099</u>	<u>148,803</u>	<u>491,484</u>
<u>463,668</u>	<u>5,800,646</u>	<u>58,330</u>	<u>5,975</u>	<u>142,099</u>	<u>148,803</u>	<u>491,484</u>
463,668	-	57,867	-	142,099	119,247	465,693
-	-	-	-	-	-	-
-	-	463	-	-	29,556	30
-	-	-	5,975	-	-	-
-	-	-	-	-	-	-
-	-	-	-	-	-	-
-	47,362	-	-	-	-	25,074
-	4,016,699	-	-	-	-	-
-	-	-	-	-	-	-
-	-	-	-	-	-	-
-	209,283	-	-	-	-	-
-	-	-	-	-	-	-
-	-	-	-	-	-	687
-	-	-	-	-	-	-
-	-	-	-	-	-	-
<u>463,668</u>	<u>4,273,344</u>	<u>58,330</u>	<u>5,975</u>	<u>142,099</u>	<u>148,803</u>	<u>491,484</u>
-	1,527,302	-	-	-	-	-
-	-	-	-	-	-	-
-	-	-	-	-	-	-
-	1,527,302	-	-	-	-	-
-	1,858,115	-	-	-	-	-
<u>\$ -</u>	<u>\$ 3,385,417</u>	<u>\$ -</u>	<u>\$ -</u>	<u>\$ -</u>	<u>\$ -</u>	<u>\$ -</u>

**LOCKHART INDEPENDENT SCHOOL DISTRICT**

COMBINING STATEMENT OF REVENUES, EXPENDITURES  
AND CHANGES IN FUND BALANCES  
NONMAJOR GOVERNMENTAL FUNDS

FOR THE YEAR ENDED JUNE 30, 2022

Data Control Codes		Special Revenue Funds			
		270	274	279	288
		Gear UP Grant	Gear UP Grant 2	TCLAS Fund of the ARP Act	Title IV Part A Subpart I
<b>REVENUES</b>					
5700	Local and intermediate sources	\$ -	\$ -	\$ -	\$ -
5800	State program revenues	-	-	-	-
5900	Federal program revenues	<u>225,820</u>	<u>211,565</u>	<u>378,471</u>	<u>-</u>
5020	Total revenues	<u>225,820</u>	<u>211,565</u>	<u>378,471</u>	<u>-</u>
<b>EXPENDITURES</b>					
Current:					
0011	Instruction	69,292	56,578	359,524	-
0012	Instructional resources and media services	-	-	-	-
0013	Curriculum and instructional staff development	27	-	794	-
0021	Instructional leadership	-	-	6,448	-
0023	School leadership	968	1,334	11,705	-
0031	Guidance, counseling, and evaluation services	155,334	153,474	-	-
0033	Health services	-	-	-	-
0034	Student (pupil) transportation	-	-	-	-
0035	Food service	-	-	-	-
0036	Extracurricular activities	-	-	-	-
0041	General administration	-	-	-	-
0051	Facilities maintenance and operations	-	-	-	-
0052	Security and monitoring services	-	-	-	-
0061	Community services	199	179	-	-
Debt service:					
0071	Principal on long-term debt	-	-	-	-
0072	Interest on long-term debt	-	-	-	-
Intergovernmental:					
0093	Payments to Shared Service Arrangements	-	-	-	-
6030	Total expenditures	<u>225,820</u>	<u>211,565</u>	<u>378,471</u>	<u>-</u>
1100	<b>EXCESS (DEFICIENCY) OF REVENUES OVER (UNDER) EXPENDITURES</b>	-	-	-	-
<b>OTHER FINANCING SOURCES (USES)</b>					
7915	Transfers in	-	-	-	-
7080	Total other financing sources (uses)	-	-	-	-
1200	<b>NET CHANGE IN FUND BALANCES</b>	-	-	-	-
0100	<b>FUND BALANCE, BEGINNING</b>	-	-	-	-
3000	<b>FUND BALANCE, ENDING</b>	<u>\$ -</u>	<u>\$ -</u>	<u>\$ -</u>	<u>\$ -</u>

Special Revenue Funds						
289 Other Federal Special Revenue	385 Visually Impaired SSVI	397 Children's Trust Fund of Texas	410 State Textbook Fund	429 State Funded SR Fund	437 SSA Special Education	450 Medicaid COOP
\$ -	\$ -	\$ -	\$ -	\$ -	\$ 2,017,171	\$ -
-	3,091	-	375,544	95,194	117,391	-
<u>906,111</u>	<u>-</u>	<u>-</u>	<u>-</u>	<u>-</u>	<u>-</u>	<u>36,761</u>
<u>906,111</u>	<u>3,091</u>	<u>-</u>	<u>375,544</u>	<u>95,194</u>	<u>2,134,562</u>	<u>36,761</u>
580,313	2,391	-	375,544	35,269	1,526,833	2,831
-	-	-	-	-	-	-
-	-	-	-	59,925	-	-
-	-	-	-	-	272,389	-
-	-	-	-	-	-	-
-	-	-	-	-	167,854	-
-	700	-	-	-	-	-
-	-	-	-	-	159,663	-
-	-	-	-	-	-	-
-	-	-	-	-	7,823	-
230,514	-	-	-	-	-	-
34,916	-	-	-	-	-	-
60,368	-	-	-	-	-	-
-	-	-	-	-	-	-
-	-	-	-	-	-	-
<u>-</u>	<u>-</u>	<u>-</u>	<u>-</u>	<u>-</u>	<u>-</u>	<u>33,930</u>
<u>906,111</u>	<u>3,091</u>	<u>-</u>	<u>375,544</u>	<u>95,194</u>	<u>2,134,562</u>	<u>36,761</u>
-	-	-	-	-	-	-
<u>-</u>	<u>-</u>	<u>-</u>	<u>-</u>	<u>-</u>	<u>-</u>	<u>-</u>
<u>-</u>	<u>-</u>	<u>-</u>	<u>-</u>	<u>-</u>	<u>-</u>	<u>-</u>
-	-	-	-	-	-	-
<u>-</u>	<u>-</u>	<u>-</u>	<u>-</u>	<u>-</u>	<u>-</u>	<u>-</u>
\$ <u>-</u>	\$ <u>-</u>	\$ <u>-</u>	\$ <u>-</u>	\$ <u>-</u>	\$ <u>-</u>	\$ <u>-</u>

**LOCKHART INDEPENDENT SCHOOL DISTRICT**

COMBINING STATEMENT OF REVENUES, EXPENDITURES  
AND CHANGES IN FUND BALANCES  
NONMAJOR GOVERNMENTAL FUNDS

FOR THE YEAR ENDED JUNE 30, 2022

Data Control Codes		Special Revenue Funds			
		461 Campus Activity Funds	480 Education Foundation	484 Lions Club	490 Kinder Morgan
<b>REVENUES</b>					
5700	Local and intermediate sources	\$ 154,234	\$ 62,140	\$ 1,174	\$ 3,545
5800	State program revenues	-	-	-	-
5900	Federal program revenues	-	-	-	-
5020	Total revenues	<u>154,234</u>	<u>62,140</u>	<u>1,174</u>	<u>3,545</u>
<b>EXPENDITURES</b>					
Current:					
0011	Instruction	35,258	62,140	1,174	3,545
0012	Instructional resources and media services	40,610	-	-	-
0013	Curriculum and instructional staff development	-	-	-	-
0021	Instructional leadership	-	-	-	-
0023	School leadership	18,018	-	-	-
0031	Guidance, counseling, and evaluation services	1,092	-	-	-
0033	Health services	-	-	-	-
0034	Student (pupil) transportation	-	-	-	-
0035	Food service	-	-	-	-
0036	Extracurricular activities	32,913	-	-	-
0041	General administration	1,432	-	-	-
0051	Facilities maintenance and operations	-	-	-	-
0052	Security and monitoring services	-	-	-	-
0061	Community services	-	-	-	-
Debt service:					
0071	Principal on long-term debt	-	-	-	-
0072	Interest on long-term debt	-	-	-	-
Intergovernmental:					
0093	Payments to Shared Service Arrangements	-	-	-	-
6030	Total expenditures	<u>129,323</u>	<u>62,140</u>	<u>1,174</u>	<u>3,545</u>
1100	<b>EXCESS (DEFICIENCY) OF REVENUES OVER (UNDER) EXPENDITURES</b>	24,911	-	-	-
<b>OTHER FINANCING SOURCES (USES)</b>					
7915	Transfers in	-	-	-	-
7080	Total other financing sources (uses)	-	-	-	-
1200	<b>NET CHANGE IN FUND BALANCES</b>	24,911	-	-	-
0100	<b>FUND BALANCE, BEGINNING</b>	<u>59,424</u>	-	-	-
3000	<b>FUND BALANCE, ENDING</b>	<u>\$ 84,335</u>	<u>\$ -</u>	<u>\$ -</u>	<u>\$ -</u>

**EXHIBIT H-2**

Special Revenue Funds					Debt Service Funds		Total Nonmajor Governmental Funds
492 Texas State University	493 Saint David's	494 Parent Teacher Organization	495 Miscellaneous Grants Fund	496 Athletic Programs Donations	595 Maintenance Tax Notes 2012 Series	597 Maintenance Tax Notes 2017 Series	
\$ 69,786	\$ 62,862	\$ 11,892	\$ 6,092	\$ 8,350	\$ -	\$ 29	\$ 2,715,183
-	3,018	-	-	-	-	-	595,283
-	-	-	-	-	-	-	11,343,772
<u>69,786</u>	<u>65,880</u>	<u>11,892</u>	<u>6,092</u>	<u>8,350</u>	<u>-</u>	<u>29</u>	<u>14,654,238</u>
-	-	11,795	3,592	-	-	-	6,267,087
-	-	-	-	-	-	-	40,610
-	-	-	-	-	-	-	101,440
-	-	-	-	-	-	-	284,812
-	-	-	1,500	-	-	-	33,525
-	-	-	-	-	-	-	1,365,910
-	-	-	-	-	-	-	700
-	-	-	-	-	-	-	233,276
-	-	-	-	-	-	-	4,016,699
-	-	-	1,000	8,350	-	-	42,263
-	-	-	-	-	-	-	9,255
-	-	-	-	-	-	-	439,797
69,786	-	-	-	-	-	-	104,702
-	65,880	97	-	-	-	-	127,990
-	-	-	-	-	-	325,000	325,000
-	-	-	-	-	-	48,574	48,574
-	-	-	-	-	-	-	33,930
<u>69,786</u>	<u>65,880</u>	<u>11,892</u>	<u>6,092</u>	<u>8,350</u>	<u>-</u>	<u>373,574</u>	<u>13,475,570</u>
-	-	-	-	-	-	( 373,545)	1,178,668
-	-	-	-	-	-	215,619	215,619
-	-	-	-	-	-	215,619	215,619
-	-	-	-	-	-	( 157,926)	1,394,287
-	-	-	-	-	1	158,048	2,075,588
<u>\$ -</u>	<u>\$ -</u>	<u>\$ -</u>	<u>\$ -</u>	<u>\$ -</u>	<u>\$ 1</u>	<u>\$ 122</u>	<u>\$ 3,469,875</u>

**LOCKHART INDEPENDENT SCHOOL DISTRICT**

COMBINING STATEMENT OF NET POSITION

NONMAJOR PROPRIETARY FUNDS

FOR THE YEAR ENDED JUNE 30, 2022

Data Control Codes		712	713	714	715
		Summer Recreation	After School Program	Cubhouse Students	GED Adult Ed
<b>ASSETS</b>					
1110	Cash and cash equivalents	\$ 28,736	\$ 12,954	\$ 18,437	\$ -
1260	Due from other funds	885	30	868	-
1290	Other receivables	<u>2,447</u>	<u>-</u>	<u>-</u>	<u>11,195</u>
1000	Total assets	<u>32,068</u>	<u>12,984</u>	<u>19,305</u>	<u>11,195</u>
<b>LIABILITIES</b>					
2110	Accounts payable	4,340	-	-	160
2150	Payroll deductions and withholdings	216	382	3,024	-
2160	Accrued wages payable	8,656	6,192	16,281	1,366
2170	Due to other funds	-	6,410	-	9,669
2300	Unearned revenue	<u>18,856</u>	<u>-</u>	<u>-</u>	<u>-</u>
2000	Total liabilities	<u>32,068</u>	<u>12,984</u>	<u>19,305</u>	<u>11,195</u>
<b>NET POSITION</b>					
3000	Total net position	<u>\$ -</u>	<u>\$ -</u>	<u>\$ -</u>	<u>\$ -</u>

716	717	Total
Cubhouse Employees	Community Ed. Adm.	Nonmajor Funds
\$ 23,000	\$ 1,220	\$ 84,347
-	22	1,805
<u>-</u>	<u>-</u>	<u>13,642</u>
<u>23,000</u>	<u>1,242</u>	<u>99,794</u>
-	9	4,509
2,432	283	6,337
18,599	-	51,094
1,969	-	18,048
<u>-</u>	<u>950</u>	<u>19,806</u>
<u>23,000</u>	<u>1,242</u>	<u>99,794</u>
<u>\$ -</u>	<u>\$ -</u>	<u>\$ -</u>

**LOCKHART INDEPENDENT SCHOOL DISTRICT**

COMBINING STATEMENT OF REVENUES, EXPENSES  
AND CHANGES IN NET POSITION  
NONMAJOR PROPRIETARY FUNDS

FOR THE YEAR ENDED JUNE 30, 2022

Data Control Codes	712 Summer Recreation	713 After School Program	714 Cubhouse Students
<b>OPERATING REVENUES</b>			
5700 Local and intermediate sources	\$ 85,007	\$ 252,833	\$ -
5800 State program revenues	<u>3,612</u>	<u>11,187</u>	<u>9,952</u>
5020 Total operating revenues	<u>88,619</u>	<u>264,020</u>	<u>9,952</u>
<b>OPERATING EXPENSES</b>			
6100 Payroll costs	58,152	164,525	91,914
6200 Professional and contracted services	5,614	641	4,592
6300 Supplies and materials	3,437	10,023	15,284
6400 Other operating costs	<u>603</u>	<u>1,579</u>	<u>525</u>
6030 Total operating expenses	<u>67,806</u>	<u>176,768</u>	<u>112,315</u>
1100 <b>INCOME BEFORE TRANSFERS</b>	20,813	87,252	( 102,363)
<b>TRANSFERS IN (OUT)</b>			
7915 Transfers in	-	-	102,363
8911 Transfers out	<u>( 20,813)</u>	<u>( 87,252)</u>	<u>-</u>
7080 Total transfers in (out)	<u>( 20,813)</u>	<u>( 87,252)</u>	<u>102,363</u>
1200 <b>CHANGE IN NET POSITION</b>	-	-	-
0100 <b>NET POSITION, BEGINNING</b>	<u>-</u>	<u>-</u>	<u>-</u>
3000 <b>NET POSITION, ENDING</b>	<u>\$ -</u>	<u>\$ -</u>	<u>\$ -</u>

715	716	717	Total
GED Adult Ed	Cubhouse Employees	Community Ed. Adm.	Nonmajor Funds
\$ 44,283	\$ 168,253	\$ 31,999	\$ 582,375
-	11,124	12,606	48,481
<u>44,283</u>	<u>179,377</u>	<u>44,605</u>	<u>630,856</u>
47,379	164,128	169,290	695,388
-	4,591	6,214	21,652
281	5,283	6,401	40,709
4,456	-	495	7,658
<u>52,116</u>	<u>174,002</u>	<u>182,400</u>	<u>765,407</u>
( 7,833)	5,375	( 137,795)	( 134,551)
7,833	-	137,795	247,991
-	( 5,375)	-	( 113,440)
<u>7,833</u>	<u>( 5,375)</u>	<u>137,795</u>	<u>134,551</u>
-	-	-	-
-	-	-	-
<u>\$ -</u>	<u>\$ -</u>	<u>\$ -</u>	<u>\$ -</u>

**LOCKHART INDEPENDENT SCHOOL DISTRICT**

COMBINING STATEMENT OF CASH FLOWS

NONMAJOR PROPRIETARY FUNDS

FOR THE YEAR ENDED JUNE 30, 2022

	712	713
	Summer Recreation	After School Program
<b>CASH FLOWS FROM OPERATING ACTIVITIES</b>		
Cash receipts from customers	\$ 95,373	\$ 252,803
Cash receipts from grants	3,612	11,187
Cash payments to employees	( 57,087)	( 167,796)
Cash payments to suppliers for goods and services	<u>( 5,806)</u>	<u>( 12,345)</u>
Net cash provided by operating activities	<u>36,092</u>	<u>83,849</u>
<b>CASH FLOWS FROM NON-CAPITAL FINANCING ACTIVITIES</b>		
Transfers from (to) other funds	<u>( 20,813)</u>	<u>( 87,252)</u>
Net cash provided by non-capital financing activities	<u>( 20,813)</u>	<u>( 87,252)</u>
<b>NET INCREASE (DECREASE) IN CASH AND CASH EQUIVALENTS</b>	15,279	( 3,403)
<b>CASH AND CASH EQUIVALENTS, BEGINNING</b>	<u>13,457</u>	<u>16,357</u>
<b>CASH AND CASH EQUIVALENTS, ENDING</b>	<u>28,736</u>	<u>12,954</u>
<b>RECONCILIATION OF OPERATING INCOME (LOSS) TO NET CASH PROVIDED (USED) BY OPERATING ACTIVITIES</b>		
Operating income (loss)	<u>20,813</u>	<u>87,252</u>
Adjustments to reconcile operating income to net cash provided by operating activities:		
Decrease (increase) in customer receivable	( 2,149)	-
Decrease (increase) in due from other funds	1,264	( 30)
Increase (decrease) in accounts payable	1,034	( 92)
Increase (decrease) in payroll deductions	83	( 167)
Increase (decrease) in wages payable	982	( 3,104)
Increase (decrease) in due to other funds	2,814	( 10)
Increase (decrease) in unearned revenue	<u>11,251</u>	<u>-</u>
Net cash provided (used) by operating activities	<u>\$ 36,092</u>	<u>\$ 83,849</u>

714	715	716	717	Total Nonmajor Funds
Cubhouse Students	GED Adult Ed	Cubhouse Employees	Community Ed. Adm.	
\$ -	\$ 45,252	\$ 168,253	\$ 31,977	\$ 593,658
9,952	-	11,124	12,606	48,481
( 91,219)	( 46,013)	( 160,345)	( 169,267)	( 691,727)
<u>( 20,411)</u>	<u>( 4,684)</u>	<u>( 9,886)</u>	<u>( 13,773)</u>	<u>( 66,905)</u>
<u>( 101,678)</u>	<u>( 5,445)</u>	<u>9,146</u>	<u>( 138,457)</u>	<u>( 116,493)</u>
<u>102,363</u>	<u>7,833</u>	<u>( 5,375)</u>	<u>137,795</u>	<u>134,551</u>
<u>102,363</u>	<u>7,833</u>	<u>( 5,375)</u>	<u>137,795</u>	<u>134,551</u>
685	2,388	3,771	( 662)	18,058
<u>17,752</u>	<u>( 2,388)</u>	<u>19,229</u>	<u>1,882</u>	<u>66,289</u>
<u>18,437</u>	<u>-</u>	<u>23,000</u>	<u>1,220</u>	<u>84,347</u>
<u>( 102,363)</u>	<u>( 7,833)</u>	<u>5,375</u>	<u>( 137,795)</u>	<u>( 134,551)</u>
-	( 11,195)	-	-	( 13,344)
( 868)	3,860	-	( 22)	4,204
-	53	-	( 674)	321
( 640)	-	( 569)	23	( 1,270)
1,335	1,366	4,352	-	4,931
858	8,304	( 12)	11	11,965
<u>-</u>	<u>-</u>	<u>-</u>	<u>-</u>	<u>11,251</u>
<u>\$( 101,678)</u>	<u>\$( 5,445)</u>	<u>\$ 9,146</u>	<u>\$( 138,457)</u>	<u>\$( 116,493)</u>

**THIS PAGE LEFT BLANK INTENTIONALLY**

**REQUIRED TEXAS EDUCATION  
AGENCY SCHEDULES**

**LOCKHART INDEPENDENT SCHOOL DISTRICT**

SCHEDULE OF DELINQUENT TAXES RECIEVABLE

FISCAL YEAR ENDED JUNE 30, 2022

Last Ten Years Ended June 30,	1	2	3
	Tax Rates		Net Assessed/ Appraised Value for School Tax Purpose
	Maintenance	Debt Service	
2013 and prior years	various	various	various
2014	1.040000	0.139500	1,036,865,855
2015	1.040000	0.389100	1,055,788,818
2016	1.040000	0.290500	1,050,678,392
2017	1.040000	0.292400	1,100,291,396
2018	1.040000	0.292400	1,230,861,929
2019	1.040000	0.292400	1,360,183,381
2020	0.970000	0.292400	1,608,178,491
2021	0.909400	0.257700	1,792,989,375
2022 (School year under audit)	0.872000	0.257700	2,140,522,351
1000 Totals			

**EXHIBIT J-1**

10	20	31	32	40	50
Beginning Balance 07/01/21	Current Year's Total Levy	Maintenance Total Collections	Debt Service Total Collections	Entire Year's Adjustments	Ending Balance 06/30/22
\$ 402,883	\$ -	\$ 973	\$ 25,303	\$ ( 254)	\$ 376,353
53,873	-	3,213	431	( 99)	50,130
85,227	-	5,310	1,987	( 136)	77,794
80,997	-	7,205	2,013	( 43)	71,736
98,064	-	7,262	2,042	( 771)	87,989
138,503	-	18,770	5,277	( 3,864)	110,592
236,056	-	96,347	27,088	68,361	180,982
488,383	-	206,045	62,111	131,002	351,229
868,562	-	367,973	104,274	105,258	501,573
<u>-</u>	<u>24,181,481</u>	<u>17,829,732</u>	<u>5,269,176</u>	<u>( 35,052)</u>	<u>1,047,521</u>
<u>\$ 2,452,548</u>	<u>\$ 24,181,481</u>	<u>\$ 18,542,830</u>	<u>\$ 5,499,702</u>	<u>\$ 264,402</u>	<u>\$ 2,855,899</u>

## LOCKHART INDEPENDENT SCHOOL DISTRICT

SCHEDULE OF REVENUES, EXPENDITURES AND CHANGES IN FUND BALANCE  
BUDGET TO ACTUAL - NATIONAL LUNCH AND BREAKFAST PROGRAM

FOR THE YEAR ENDED JUNE 30, 2022

Data Control Codes	Budgeted Amounts		Actual Amounts (GAAP Basis)	Variance With Final Budget Positive or (Negative)	
	Original	Final			
<b>REVENUES</b>					
5700	Local and intermediate sources	\$ 253,549	\$ 313,321	\$ 317,908	\$ 4,587
5800	State program revenues	16,323	17,368	1,045	( 16,323)
5900	Federal program revenues	<u>3,846,755</u>	<u>5,450,732</u>	<u>5,481,693</u>	<u>30,961</u>
5020	Total revenues	<u>4,116,627</u>	<u>5,781,421</u>	<u>5,800,646</u>	<u>19,225</u>
<b>EXPENDITURES</b>					
0034	Student (pupil) transportation	50,000	50,000	47,362	2,638
0035	Food services	3,795,107	4,000,806	4,016,699	( 15,893)
0051	Facilities maintenance and operations	<u>190,991</u>	<u>237,110</u>	<u>209,283</u>	<u>27,827</u>
6030	Total expenditures	<u>4,036,098</u>	<u>4,287,916</u>	<u>4,273,344</u>	<u>14,572</u>
1200	<b>NET CHANGE IN FUND BALANCES</b>	80,529	1,493,505	1,527,302	33,797
0100	<b>FUND BALANCE, BEGINNING</b>	<u>1,858,115</u>	<u>1,858,115</u>	<u>1,858,115</u>	<u>-</u>
3000	<b>FUND BALANCES, ENDING</b>	<u>\$ 1,938,644</u>	<u>\$ 3,351,620</u>	<u>\$ 3,385,417</u>	<u>\$ 33,797</u>

## LOCKHART INDEPENDENT SCHOOL DISTRICT

SCHEDULE OF REVENUES, EXPENDITURES AND CHANGES IN FUND BALANCE  
BUDGET TO ACTUAL - DEBT SERVICE FUND

FOR THE YEAR ENDED JUNE 30, 2022

Data Control Codes		Budgeted Amounts		Actual Amounts (GAAP Basis)	Variance With Final Budget Positive or (Negative)
		Original	Final		
<b>REVENUES</b>					
5700	Local and intermediate sources	\$ 5,283,927	\$ 5,533,442	\$ 5,572,663	\$ 39,221
5800	State program revenues	-	626,777	133,440	( 493,337)
5020	Total revenues	<u>5,283,927</u>	<u>6,160,219</u>	<u>5,706,103</u>	<u>( 454,116)</u>
<b>EXPENDITURES</b>					
Debt Service:					
0071	Principal on long-term debt	3,690,000	3,690,000	3,690,000	-
0072	Interest on long-term debt	1,593,875	1,593,875	1,593,875	-
0073	Bond issuance cost and fees	-	6,345	6,345	-
6030	Total expenditures	<u>5,283,875</u>	<u>5,290,220</u>	<u>5,290,220</u>	<u>-</u>
1200	<b>NET CHANGE IN FUND BALANCES</b>	52	869,999	415,883	( 454,116)
0100	<b>FUND BALANCE, BEGINNING</b>	<u>6,120,921</u>	<u>6,120,921</u>	<u>6,120,921</u>	<u>-</u>
3000	<b>FUND BALANCES, ENDING</b>	<u>\$ 6,120,973</u>	<u>\$ 6,990,920</u>	<u>\$ 6,536,804</u>	<u>\$ ( 454,116)</u>

**LOCKHART INDEPENDENT SCHOOL DISTRICT**

USE OF FUNDS REPORT - SELECT STATE ALLOTMENT PROGRAMS

FOR THE YEAR ENDED JUNE 30, 2022

Section A: Compensatory Education Programs

AP1	Did your LEA expend any state compensatory education program state allotment funds during the district’s fiscal year?	Yes
AP2	Does the LEA have written policies and procedures for its state compensatory education program?	Yes
AP3	List the total state allotment funds received for state compensatory education programs during the district’s fiscal year.	\$ 7,230,516
AP4	List the actual direct program expenditures for state compensatory education programs during the LEA’s fiscal year. (PICs 24, 26, 28, 29, 30, 34)	\$ 3,446,510

Section B: Bilingual Education Programs

AP5	Did your LEA expend any bilingual education program state allotment funds during the LEA’s fiscal year?	Yes
AP6	Does the LEA have written policies and procedures for its bilingual education program?	Yes
AP7	List the total state allotment funds received for bilingual education programs during the LEA’s fiscal year.	\$ 1,198,998
AP8	List the actual direct program expenditures for bilingual education programs during the LEA’s fiscal year. (PICs 25, 35)	\$ 749,490

## **STATISTICAL SECTION**

**THIS PAGE LEFT BLANK INTENTIONALLY**

## **STATISTICAL SECTION**

This part of the District’s annual comprehensive financial report presents detailed information as a context for understanding the information in the financial statements, note disclosures, and required supplementary information. The statistical section includes a number of schedules that fall within the following categories:

<b><u>Contents</u></b>	<b><u>Page</u></b>
<b>Financial Trend Data</b> These schedules contain trend information on how the District’s financial performance and well-being have changed over time.	76-83
<b>Revenue Capacity Data</b> These schedules contain information on the District’s most significant local revenue source, the property tax.	84-89
<b>Debt Capacity Data</b> These schedules present information to help assess the affordability of the District’s current levels of outstanding debt and the District’s ability to issue additional debt in the future.	90-94
<b>Demographic and Economic Information</b> These schedules offer demographic and economic indicators to help understand the environment within which the District’s financial activities take place.	95-99
<b>Operating Information</b> These schedules contain service and infrastructure data to help the reader understand how the information in the District’s financial report relates to the service the District provides and the activities it performs.	100-106

**LOCKHART INDEPENDENT SCHOOL DISTRICT**

NET POSITION BY COMPONENT

LAST TEN FISCAL YEARS  
(Accrual Basis of Accounting)

	Fiscal Year			
	<u>2013</u>	<u>2014</u>	<u>2015</u>	<u>2016</u>
Primary Government				
Invested in Capital Assets, Net of Related Debt	\$ 6,487,000	\$ 6,682,000	\$ 7,356,000	\$ 14,345,000
Restricted	3,456,000	3,982,000	5,403,000	5,521,000
Campus Activities	-	-	-	-
Unrestricted	<u>11,555,000</u>	<u>12,856,000</u>	<u>7,331,000</u>	<u>1,223,000</u>
Total Primary Government Net Assets	<u>\$ 21,498,000</u>	<u>\$ 23,520,000</u>	<u>\$ 20,090,000</u>	<u>\$ 21,089,000</u>

Source of Information: Lockhart Independent School District Financial Statements

**TABLE 1**

Fiscal Year					
2017	2018	2019	2020	2021	2022
\$ 14,095,000	\$ 16,009,000	\$ 13,050,000	\$ 12,007,000	\$ 10,355,000	\$ 5,274,686
6,067,000	5,967,000	6,245,000	6,885,000	8,083,000	10,894,716
-	-	66,000	67,000	67,000	-
<u>740,000</u>	<u>( 20,404,000)</u>	<u>( 19,831,000)</u>	<u>( 19,641,000)</u>	<u>( 15,935,000)</u>	<u>( 9,125,007)</u>
<u>\$ 20,902</u>	<u>\$ 1,572,000</u>	<u>\$ ( 470,000)</u>	<u>\$ ( 682,000)</u>	<u>\$ 2,570,000</u>	<u>\$ 7,044,395</u>

**LOCKHART INDEPENDENT SCHOOL DISTRICT**

CHANGE IN NET POSITION

LAST TEN FISCAL YEARS  
(Accrual Basis of Accounting)

	Fiscal Year			
	2013	2014	2015	2016
<b>Expenses</b>				
Governmental activities:				
Instruction	\$ 23,550,568	\$ 24,767,625	\$ 26,836,890	\$ 29,129,813
Instruction resources and media services	696,941	665,913	691,780	718,093
Curriculum and staff development	196,088	208,221	362,660	442,361
Instructional leadership	562,175	623,622	738,348	731,929
School leadership	2,793,717	2,869,896	2,765,342	3,254,546
Guidance, counseling and evaluation services	1,656,732	1,739,127	1,789,186	1,915,436
Social work services	78,397	113,030	114,788	121,420
Health services	374,275	426,452	449,124	467,290
Student transportation	2,025,891	2,127,960	2,174,699	1,947,846
Food service	3,013,114	3,202,728	3,183,623	3,219,733
Cocurricular/Extracurricular Activities	1,120,391	1,425,266	1,405,619	1,452,000
General administration	1,385,684	1,621,938	2,303,973	2,057,187
Plant maintenance and operations	4,031,777	4,321,452	4,523,846	5,139,411
Security and monitoring services	113,219	219,855	122,069	159,028
Data processing services	248,929	240,789	195,125	341,502
Community services	54,114	63,198	54,456	26,944
Debt Service - Interest on long-term debt	912,664	538,218	2,613,218	2,963,302
Bond Issuance Costs & Fees	114,591	5,285	730	7,455
Payments related to shared services arrangements	500,646	754,017	848,986	847,369
Other intergovernmental charges	268,042	287,287	287,784	328,103
<b>Total primary government expenses</b>	<u>43,697,955</u>	<u>46,221,879</u>	<u>51,462,246</u>	<u>55,270,768</u>
<b>Program Revenues</b>				
Governmental activities:				
Charges for Services:				
Food Services	477,744	458,179	413,259	408,364
Cocurricular/Extracurricular Activities	106,531	104,567	104,770	128,880
Plant Maintenance & Operations	71,151	89,028	90,662	64,903
Security & Monitoring Services	325	228	-	-
Operating grants and contributions	6,765,028	6,986,883	7,048,607	7,301,147
<b>Total primary government program revenues</b>	<u>7,420,779</u>	<u>7,638,885</u>	<u>7,657,298</u>	<u>7,903,294</u>
<b>Net (Expense)/Revenue</b>	<u>( 36,277,176)</u>	<u>( 38,582,994)</u>	<u>( 43,804,948)</u>	<u>( 47,367,474)</u>
<b>General Revenues and Other Changes in Net Position</b>				
Governmental activities:				
Taxes				
Property taxes, levied for general purposes	10,304,215	10,942,480	11,206,272	11,016,253
Property taxes, levied for debt service	1,442,407	1,473,590	4,117,021	3,055,997
Grants and contributions not restricted	24,169,043	27,212,317	29,777,819	32,320,360
Investment earnings	67,241	59,676	186,095	385,185
Miscellaneous	904,109	916,656	1,118,321	1,587,520
Transfers	3,187,007	1,171,083	1,052,896	572,204
Total government activities	<u>40,074,022</u>	<u>41,775,802</u>	<u>47,458,424</u>	<u>48,937,519</u>
<b>Change in Net Position</b>	<u>\$ 3,796,846</u>	<u>\$ 3,192,808</u>	<u>\$ 3,653,476</u>	<u>\$ 1,570,045</u>

TABLE 2

		Fiscal Year									
		2017	2018	2019	2020	2021	2022				
\$	31,313,283	\$	23,317,881	\$	36,755,001	\$	40,329,397	\$	41,902,217	\$	41,294,972
	790,158		592,088		778,049		740,444		687,991		676,430
	667,962		739,664		986,288		907,308		802,858		1,193,850
	705,170		572,442		963,224		910,426		886,507		997,556
	3,360,237		2,197,030		3,474,410		3,711,586		3,627,146		3,360,691
	1,888,007		1,375,052		2,239,935		2,769,082		2,628,034		2,904,135
	167,429		173,530		191,921		206,351		222,343		199,259
	472,680		353,123		584,491		689,754		592,417		552,864
	2,271,603		2,789,253		3,136,283		3,130,144		3,388,099		3,490,682
	3,532,495		3,130,521		3,815,492		4,306,789		3,543,119		3,812,152
	1,646,960		1,210,738		1,707,932		1,652,448		1,653,879		1,734,400
	2,061,212		1,741,417		2,771,648		2,680,979		2,670,608		2,711,289
	5,039,892		4,016,322		5,782,889		6,295,724		6,259,841		5,876,853
	186,313		208,345		349,282		327,903		372,044		413,974
	448,059		435,339		663,905		901,531		991,782		1,232,446
	59,428		59,986		19,078		100,661		39,669		120,933
	2,916,359		3,055,185		3,061,515		2,888,158		1,931,112		1,606,998
	6,050		55,351		6,177		6,345		224,625		-
	784,554		782,590		847,498		1,420,482		1,438,819		1,600,422
	<u>319,083</u>		<u>328,694</u>		<u>339,437</u>		<u>374,024</u>		<u>365,283</u>		<u>479,303</u>
	<u>58,636,934</u>		<u>47,134,551</u>		<u>68,474,455</u>		<u>74,349,536</u>		<u>74,228,393</u>		<u>74,259,209</u>
	398,290		350,762		426,831		236,020		74,275		234,328
	120,502		89,864		83,460		93,470		61,938		123,560
	42,752		48,982		92,207		58,571		44,249		41,928
	-		-		-		-		-		-
	<u>7,853,010</u>		<u>828,205</u>		<u>-</u>		<u>-</u>		<u>16,376,245</u>		<u>16,648,292</u>
	<u>8,414,554</u>		<u>1,317,813</u>		<u>602,498</u>		<u>388,061</u>		<u>16,556,707</u>		<u>17,048,108</u>
	<u>( 50,222,380)</u>		<u>( 45,816,738)</u>		<u>( 67,871,957)</u>		<u>( 73,961,475)</u>		<u>( 57,671,686)</u>		<u>( 57,211,101)</u>
	11,864,875		12,968,574		14,359,509		15,750,406		16,480,526	\$	20,221,375
	3,259,897		3,624,442		4,003,239		4,732,542		4,674,340		5,963,106
	33,477,563		35,319,591		35,854,643		39,113,647		39,130,576		34,705,255
	278,137		419,464		470,584		416,634		165,473		88,006
	2,054,716		2,087,837		1,250,706		2,324,073		781,764		842,647
	-		-		-		-		<u>( 308,988)</u>		<u>( 134,551)</u>
	<u>50,935,188</u>		<u>54,419,908</u>		<u>55,938,681</u>		<u>62,337,302</u>		<u>60,923,691</u>		<u>61,685,838</u>
\$	<u>712,808</u>	\$	<u>8,603,170</u>	\$	<u>( 11,933,276)</u>	\$	<u>( 11,624,173)</u>	\$	<u>3,252,005</u>	\$	<u>4,474,737</u>

**LOCKHART INDEPENDENT SCHOOL DISTRICT**

FUND BALANCES OF GOVERNMENTAL FUNDS

LAST TEN FISCAL YEARS  
(Modified Accrual Basis of Accounting)

	Fiscal Year			
	2013	2014	2015	2016
<b>General Fund</b>				
Nonspendable	\$ -	\$ -	\$ -	\$ -
Committed	1,017,202	450,000	443,574	250,000
Other Comitted	280,777	3,057,211	3,968,856	1,958,657
Assigned	-	-	-	-
Unassigned	<u>11,453,140</u>	<u>10,214,448</u>	<u>10,443,865</u>	<u>12,595,343</u>
Total general fund	<u>12,751,119</u>	<u>13,721,659</u>	<u>14,856,295</u>	<u>14,804,000</u>
<b>All Other Governmental Funds</b>				
Restricted:				
Federal/State Grant Reestrictions	725,404	955,554	929,401	699,045
Capital Acquisition & Contractual Obligations	-	-	59,062,983	27,189,772
Retirement of Long-Term Debt	2,664,530	2,900,295	4,414,486	4,742,964
Other Restrictions of Fund Balance	103,191	130,600	114,541	132,619
Committed	-	-	-	-
Other Comitted	<u>43,184</u>	<u>104,018</u>	<u>302,700</u>	<u>366,797</u>
Total all other governmental funds	<u>3,536,309</u>	<u>4,090,467</u>	<u>64,824,111</u>	<u>33,131,197</u>
<b>Total Governmental Funds</b>	<u>\$ 16,287,428</u>	<u>\$ 17,812,126</u>	<u>\$ 79,680,406</u>	<u>\$ 47,935,197</u>

Source of Information: Lockhart Independent School District Fianacial Statements.

**TABLE 3**

Fiscal Year					
2017	2018	2019	2020	2021	2022
\$ -	\$ -	\$ -	\$ -	\$ -	\$ 207,753
2,876,509	2,523,133	3,000,000	4,990,240	4,390,396	4,093,261
884,602	83,443	200,579	634,525	181,093	108,843
-	-	-	-	-	570,081
<u>11,285,985</u>	<u>13,285,802</u>	<u>13,756,220</u>	<u>14,408,839</u>	<u>19,924,719</u>	<u>19,826,771</u>
<u>15,047,096</u>	<u>15,892,378</u>	<u>16,956,799</u>	<u>20,033,604</u>	<u>24,496,208</u>	<u>24,806,709</u>
847,719	560,172	859,443	1,440,037	1,853,804	3,385,417
5,591,743	2,971,968	38,000	249	-	-
5,128,158	5,329,582	6,215,064	5,371,314	6,278,970	6,536,927
131,209	66,403	65,851	66,656	63,735	-
-	-	-	-	-	84,335
<u>243,714</u>	<u>243,714</u>	<u>-</u>	<u>-</u>	<u>-</u>	<u>-</u>
<u>11,942,543</u>	<u>9,171,839</u>	<u>7,178,358</u>	<u>6,878,256</u>	<u>8,196,509</u>	<u>10,006,679</u>
\$ <u>26,989,639</u>	\$ <u>25,064,217</u>	\$ <u>24,135,157</u>	\$ <u>26,911,860</u>	\$ <u>32,692,717</u>	\$ <u>34,813,388</u>

**LOCKHART INDEPENDENT SCHOOL DISTRICT**

CHANGES IN FUND BALANCES - GOVERNMENTAL FUNDS

LAST TEN FISCAL YEARS  
(Modified Accrual Basis of Accounting)

	Fiscal Year			
	2013	2014	2015	2016
Local and intermediate sources	\$ 13,562,249	\$ 14,291,556	\$ 17,234,011	\$ 16,949,450
State programs revenues	25,341,282	28,443,277	30,900,874	32,808,846
Federal programs revenues	5,592,299	5,755,422	5,937,792	5,873,926
Total Revenues	<u>44,495,830</u>	<u>48,490,255</u>	<u>54,072,677</u>	<u>55,632,222</u>
Expenditures by Function				
Instruction	\$ 22,341,780	\$ 23,445,216	\$ 25,667,253	\$ 26,780,411
Instruction resources and media services	664,876	633,048	663,121	655,513
Curriculum and staff development	186,029	197,151	345,826	406,470
Instructional leadership	533,060	590,290	706,572	674,258
School leadership	2,649,731	2,717,540	2,645,294	2,931,898
Guidance, counseling and evaluation services	1,571,036	1,645,427	1,713,426	1,759,956
Social work services	74,308	106,826	108,887	112,675
Health services	354,905	403,663	430,143	425,064
Student transportation	1,919,071	2,324,435	2,231,062	1,945,251
Food service	2,857,560	3,037,036	3,146,880	3,496,246
Extracurricular activities	1,073,706	1,349,234	1,341,518	1,342,195
General administration	1,313,839	1,534,712	2,194,922	1,870,799
Facilities maintenance and operations	3,830,393	4,091,958	4,343,568	4,723,583
Security and monitoring services	107,471	234,154	115,895	231,551
Data processing services	236,020	227,956	185,360	311,674
Community services	7,419	14,398	10,043	6,532
Debt service - principal on long-term debt	1,990,000	1,920,000	2,050,000	2,090,000
Debt service - interest on long-term debt	818,326	864,731	1,869,963	3,340,304
Debt service - bond issuance cost and fees	90,262	5,285	730	7,455
Facilities acquisition and construction	2,578,849	359,240	5,748,711	33,051,734
Payments related to shared services arrangement	500,646	754,017	848,986	847,369
Other intergovernmental charges	268,042	287,287	287,784	328,103
Total Expenditures by Function	<u>45,967,329</u>	<u>46,743,604</u>	<u>56,655,944</u>	<u>87,339,041</u>
Excess of Revenues Over (Under) Expenditures	( 1,471,499)	1,746,651	( 2,583,267)	( 31,706,819)
Other Financing Sources (Uses)				
Capital-Related Debt Issued (Regular Bonds)	2,930,000	-	58,500,000	-
Sale of Real or Personal Property	-	-	14,964	29,944
Issuance of Non-Current Debt	-	-	-	-
Premium/discount on issuance of bond	187,293	-	6,084,182	-
Transfers in	449,022	600,566	462,087	460,855
Prepaid Interest	-	-	-	8,392
Other Resources	-	475	-	-
Transfers out	( 674,824)	( 822,990)	( 609,689)	( 537,759)
Payment to bond refunding escrow agent	( 3,039,329)	-	-	-
Total Other Financing Sources (Uses)	<u>( 147,838)</u>	<u>( 221,949)</u>	<u>64,451,544</u>	<u>( 38,568)</u>
Net change in fund balances	<u>\$( 1,619,337)</u>	<u>\$ 1,524,702</u>	<u>\$ 61,868,277</u>	<u>\$( 31,745,387)</u>
Debt Service as a Percentage of Noncapital Expenditures	6.68%	6.01%	7.70%	10.02%

TABLE 4

Fiscal Year					
2017	2018	2019	2020	2021	2022
\$ 17,490,384	\$ 18,911,795	\$ 20,622,294	\$ 23,221,069	\$ 24,348,824	\$ 27,759,173
34,491,663	38,195,236	36,561,469	39,867,292	40,747,560	37,846,573
<u>6,453,507</u>	<u>6,176,118</u>	<u>7,729,110</u>	<u>9,232,999</u>	<u>12,803,884</u>	<u>14,793,942</u>
<u>58,435,554</u>	<u>63,283,149</u>	<u>64,912,873</u>	<u>72,321,360</u>	<u>77,900,268</u>	<u>80,399,688</u>
\$ 28,345,147	\$ 30,118,736	\$ 31,126,847	\$ 33,795,414	\$ 37,403,274	\$ 40,513,556
733,010	693,801	660,282	614,035	605,402	658,187
607,013	833,457	838,393	771,121	707,095	1,175,236
645,743	766,110	834,793	786,318	803,071	1,011,264
3,003,332	2,948,861	2,882,084	3,062,329	3,163,393	3,290,422
1,721,684	1,812,175	1,952,746	2,375,924	2,410,369	2,991,061
152,474	170,377	170,257	184,306	199,703	182,834
428,546	468,529	490,533	576,691	523,832	546,514
2,087,285	2,580,065	3,556,143	2,878,074	3,082,802	3,185,371
3,493,029	3,637,969	3,700,107	4,141,369	3,472,243	4,034,960
1,550,541	1,414,720	1,564,210	1,718,237	1,456,700	1,648,015
1,852,902	2,115,839	2,369,893	2,252,830	2,346,593	2,653,024
4,572,146	4,712,063	5,098,054	5,148,052	5,334,194	5,642,285
357,073	257,415	333,231	292,324	347,769	401,054
405,229	493,317	583,329	770,476	885,110	1,191,736
44,573	17,986	35,023	40,698	25,917	193,160
2,360,000	1,888,863	2,849,725	2,646,030	62,132,295	4,024,830
3,277,516	3,818,513	3,846,521	3,127,878	2,147,642	1,643,699
6,050	55,351	6,177	15,633	224,637	6,345
22,510,695	9,312,654	1,678,738	902,244	2,614,908	1,071,188
784,554	782,590	847,498	1,420,482	1,438,819	1,600,422
<u>319,083</u>	<u>328,694</u>	<u>339,437</u>	<u>374,024</u>	<u>365,283</u>	<u>479,303</u>
<u>79,257,625</u>	<u>69,228,085</u>	<u>65,764,021</u>	<u>67,894,490</u>	<u>131,691,051</u>	<u>78,144,466</u>
( 20,822,071)	( 5,944,936)	( 851,148)	4,426,870	( 53,790,783)	2,255,222
-	-	-	-	52,999,961	-
4,432	705,765	463	94,178	5,667	-
-	3,670,000	-	-	-	-
-	-	-	-	6,874,990	-
460,843	525,496	546,472	525,542	366,274	215,619
-	-	-	-	-	-
-	-	-	-	-	-
( 588,357)	( 623,422)	( 624,846)	( 835,816)	( 675,262)	( 350,170)
-	( 494,721)	-	( 1,435,217)	-	-
<u>( 123,082)</u>	<u>3,783,118</u>	<u>( 77,911)</u>	<u>( 1,651,313)</u>	<u>59,571,630</u>	<u>( 134,551)</u>
\$( 20,945,153)	\$( 2,161,818)	\$( 929,059)	\$ 2,775,557	\$ 5,780,847	\$ 2,120,671
9.95%	9.62%	10.46%	8.64%	49.97%	7.73%

**LOCKHART INDEPENDENT SCHOOL DISTRICT**

ASSESSED VALUE AND ESTIMATED ACTUAL VALUE OF TAXABLE PROPERTY

LAST TEN FISCAL YEARS

		C		D		E		F
(Tax) Calendar Year	Fiscal Year End	Residential Property		Commercial Property		Industrial Property		Other Property
2012	2013	\$ 465,288,836		\$ 97,168,686		\$ 70,024,320		\$ 446,868,718
2013	2014	466,518,213		101,736,475		71,068,480		336,881,135
2014	2015	460,649,870		104,122,828		79,549,780		339,809,316
2015	2016	453,305,400		108,683,415		75,737,390		310,384,293
2016	2017	469,393,839		111,598,571		81,376,230		358,839,069
2017	2018	519,864,266		128,595,445		81,405,700		405,054,221
2018	2019	618,825,726		143,216,332		81,514,490		426,437,424
2019	2020	649,042,050		153,678,918		81,422,170		643,309,653
2020	2021	737,976,501		176,223,241		87,604,070		705,665,940
2021	2022	877,423,474		184,886,495		137,549,113		869,546,833

SOURCE: CALDWELL COUNTY APPRAISAL DISTRICT

**TABLE 5**

G	H	I	J	Taxable Assessed Value as a Percentage of Actual Taxable Value
Less: Tax-Exempt Property	Total Taxable Assessed Value	Total Direct Tax Rate	Estimated Actual Taxable Value	
\$ 83,789,050	\$ 995,561,510	1.1868	\$ 915,664,816	108.726%
87,401,039	1,063,605,342	1.1795	953,331,094	111.567%
110,607,020	1,094,738,814	1.4291	978,567,198	111.872%
112,794,291	1,060,904,789	1.3305	958,658,962	110.666%
114,148,288	1,135,355,997	1.3324	1,013,351,519	112.040%
140,014,811	1,274,934,443	1.3324	1,133,521,437	112.476%
144,298,796	1,414,292,768	1.3324	1,253,285,112	112.847%
150,247,737	1,677,700,528	1.2624	1,481,556,050	113.239%
165,601,723	1,873,071,475	1.1671	1,644,372,424	113.908%
169,517,795	1,899,888,120	1.1297	1,966,448,871	96.615%

**THIS PAGE LEFT BLANK INTENTIONALLY**

**LOCKHART INDEPENDENT SCHOOL DISTRICT****TABLE 6**

## DIRECT AND OVERLAPPING PROPERTY TAX RATES

LAST TEN FISCAL YEARS

(Tax) Calendar Year	Fiscal Year	District Direct Tax Rates			Overlapping Rates	
		General Purposes	Capital Purposes	Total	Caldwell County	City of Lockhart
2012	2013	1.0400	0.1468	1.1868	0.6907	0.7227
2013	2014	1.0400	0.1395	1.1795	0.6906	0.7227
2014	2015	1.0400	0.3891	1.4291	0.6905	0.7227
2015	2016	1.0400	0.2905	1.3305	0.7174	0.7333
2016	2017	1.0400	0.2924	1.3324	0.7752	0.7333
2017	2018	1.0400	0.2924	1.3324	0.7752	0.7260
2018	2019	1.0400	0.2924	1.3324	0.7752	0.7107
2019	2020	0.9700	0.2924	1.2624	0.7430	0.6842
2020	2021	0.9094	0.2577	1.1671	0.7053	0.6354
2021	2022	0.8720	0.2577	1.1297	0.6718	0.6354

SOURCE: CALDWELL COUNTY APPRAISAL DISTRICT AND DISTRICT RECORDS

**LOCKHART INDEPENDENT SCHOOL DISTRICT**

PRINCIPAL PROPERTY TAX PAYERS

CURRENT YEAR AND NINE YEARS AGO

Taxpayer	2022		
	Taxable Value	Rank	Percentage of Total Taxable Value
Permian Highway Pipeline	\$ 50,232,710	1	3.05%
Lcra Transmission Srvcs Corp	37,938,450	2	2.31%
Fhr Corpus Christi, Llc	19,480,920	3	1.18%
Wal-Mart Stores Texas Lp	10,274,840	4	0.62%
Union Pacific Railroad Co	9,866,970	5	0.60%
Bluebonnet Electric Coop Inc	8,382,430	6	0.51%
Economy Realty Ltd	7,957,760	7	0.48%
Stanton Xt Vrh Holdings Llc	7,115,100	8	0.43%
H E Butt Grocery	6,651,096	9	0.40%
Kb Home Lone Star Lp	5,663,980	10	0.34%
Flint Hills Resources Lp (Tpl)			
Eagle Energy Acquisitions			
North South Oil Llc			
Walmart Properties Inc			
Dormae Products, Inc			
Union Pacific RR Company			
Total	<u>\$ 163,564,256</u>		<u>9.95%</u>

SOURCE: CALDWELL COUNTY APPRAISAL DISTRICT, TEXAS MUNICIPAL REPORTS, AND DISTRICT RECORDS

<b>2013</b>		
<u>Taxable Value</u>	<u>Rank</u>	<u>Percentage of Total Taxable Value</u>
		2.70%
\$ 34,329,240	2	
8,286,590	5	0.48%
5,010,150	10	0.47%
7,214,180	7	0.67%
40,821,400	1	4.69%
11,426,160	3	0.96%
11,008,120	4	0.76%
7,624,940	6	0.45%
5,661,310	8	0.41%
5,610,760	9	0.38%
<u>\$ 136,992,850</u>		<u>11.97%</u>

**LOCKHART INDEPENDENT SCHOOL DISTRICT**

**TABLE 8**

PROPERTY TAX LEVIES AND COLLECTIONS

LAST TEN FISCAL YEARS

Fiscal Year	Taxes Levied During Fiscal Year	Current Collections		Collections In Subsequent Years	Tax Collections to Date	
		Collected Within the Fiscal Year of the Levy			Amount	Percentage of Levy
		Amount	Percentage of Levy			
2013	\$ 11,815,324	\$ 11,142,905	94.31%	\$ 580,387	\$ 11,723,292	99.22%
2014	12,229,727	11,598,971	94.84%	524,961	12,123,932	99.13%
2015	15,088,278	14,240,485	94.38%	715,436	14,955,921	99.12%
2016	13,979,276	13,288,416	95.06%	553,178	13,841,594	99.02%
2017	14,659,842	13,974,566	95.33%	483,653	14,458,219	98.62%
2018	16,399,512	15,653,418	95.45%	560,942	16,214,360	98.87%
2019	18,122,539	17,272,203	95.31%	558,309	17,830,512	98.39%
2020	20,301,002	19,277,367	94.96%	616,400	19,893,767	97.99%
2021	20,925,978	20,008,116	95.61%	472,247	20,480,363	97.87%
2022	24,181,481	23,098,908	95.52%	-	23,098,908	95.52%

SOURCE: CALDWELL COUNTY APPRAISAL DISTRICT, DISTRICT RECORDS

**LOCKHART INDEPENDENT SCHOOL DISTRICT**

**TABLE 9**

OUTSTANDING DEBT BY TYPE

LAST TEN FISCAL YEARS

Fiscal Year	General Obligation Bonds/ Tax Notes	Financing Arrangements	Total Debt	Debt Per Capita	Debt As a Percent of Personal Income	Per Capita Personal Income	Population
2013	\$ 18,040,458	\$ -	\$18,040,458	\$ 904	3.11%	\$ 29,025	25,234
2014	18,625,635	-	18,625,635	758	2.52%	29,999	27,098
2015	81,087,858	-	81,087,858	2,828	9.03%	31,229	28,676
2016	74,344,988	-	74,344,988	2,468	7.84%	31,504	29,942
2017	75,212,628	-	75,212,628	2,285	7.12%	32,209	31,281
2018	80,842,487	-	80,842,487	2,285	6.79%	33,073	31,364
2019	72,325,000	-	72,325,000	2,253	6.69%	34,617	32,099
2020	63,068,687	-	63,068,687	1,955	6.05%	34,617	32,261
2021	65,954,961	34,958	65,989,919	1,924	5.56%	34,617	34,276
2022	68,327,465	23,202	68,350,667	2,058	5.31%	38,734	33,193

SOURCE: District Records and Bureau of Economic Analysis

**LOCKHART INDEPENDENT SCHOOL DISTRICT**

**TABLE 10**

**RATIOS OF DEBT OUTSTANDING**

**LAST TEN FISCAL YEARS**

Fiscal Year	General Obligation Bonds (Note 1)	Total	Percentage of Actual Taxable Value of Property	Debt As a Percent of Personal Income	Bonded Debt Per Capita	Estimated Total Population of District	Per Capita Personal Income
2013	\$ 18,040,458	\$ 18,040,458	2.03%	2.46%	715	25,234	\$ 29,025
2014	19,283,555	19,283,555	2.11%	2.37%	712	27,098	29,999
2015	81,087,858	81,087,858	8.51%	9.05%	2,828	28,676	31,229
2016	74,344,988	74,344,988	7.60%	7.88%	2,483	29,942	31,504
2017	75,212,628	75,212,628	7.85%	7.47%	2,404	31,281	32,209
2018	80,842,487	80,842,487	7.98%	7.79%	2,578	31,364	33,073
2019	72,325,000	72,325,000	6.38%	6.35%	2,199	32,889	34,617
2020	68,440,000	68,440,000	5.46%	6.13%	2,121	32,261	34,617
2021	70,940,521	70,940,521	4.79%	5.98%	2,070	34,276	34,617
2022	68,327,465	68,327,465	4.16%	5.31%	2,058	33,193	38,734

Note 1: General Obligations includes Maintenance Tax Notes

SOURCES: BUREAU OF ECONOMIC ANALYSIS, U.S. DEPARTMENT OF COMMERCE, DISTRICT RECORDS

**LOCKHART INDEPENDENT SCHOOL DISTRICT**

**TABLE 11**

**DIRECT AND OVERLAPPING GOVERNMENTAL ACTIVITIES DEBT**

Governmental Unit	Debt Outstanding	Estimated Percentage	Estimated Share of Direct and Overlapping Debt
Caldwell County	\$ 16,480,000	68.29%	\$ 11,254,192
City of Lockhart	20,160,000	100.00%	20,160,000
Mustang Ridge, City of	364,000	19.88%	72,363
			<u>\$ 31,486,555</u>
Lockhart ISD (See Note 1)	68,350,667	100.00%	<u>\$ 68,350,667</u>
Total Direct and Overlapping Debt			<u>\$ 99,837,222</u>
Total Direct and Overlapping Debt % of Assessed Value:			5.25%
Total Direct and Overlapping Debt per capita:			\$ 2,270

Note 1: Debt outstanding includes General Obligation Debt and a Maintenance Tax Note

SOURCE: Texas Municipal Report

**LOCKHART INDEPENDENT SCHOOL DISTRICT**

LEGAL DEBT MARGIN INFORMATION

LAST TEN FISCAL YEARS

	<u>2013</u>	<u>2014</u>	<u>2015</u>	<u>2016</u>
Debt Limit - 7% of assessed valuation	\$ 69,689,334	\$ 72,579,980	\$ 79,382,147	\$ 73,547,487
Applicable Debt	<u>21,074,213</u>	<u>18,968,029</u>	<u>73,902,781</u>	<u>69,754,893</u>
Legal Debt Margin	\$ 48,615,121	\$ 53,611,951	\$ 5,479,366	\$ 3,792,594
Total Net Debt Applicable to the Limit As a Percentage of Debt Limit	30.24%	26.13%	93.10%	94.84%

**Legal Debt Margin Calculation for the Current Fiscal Year:**

Taxable Assessed Valuation  
 Debt Limit (7% of Assessed Value)  
 Debt Applicable to Limit:  
     General Obligation Bonds  
     Less: Amount Set Aside for Repayment of  
             General Obligation Debt  
 Total Net Debt Applicable to Limit

Legal Debt Margin

SOURCE: TEXAS MUNICIPAL REPORTS, DISTRICT RECORDS

**TABLE 12**

<u>2017</u>	<u>2018</u>	<u>2019</u>	<u>2020</u>	<u>2021</u>	<u>2022</u>
\$ 77,020,398	\$ 86,160,335	\$ 87,729,958	\$ 103,708,924	\$ 115,106,070	\$ 137,651,421
<u>70,237,870</u>	<u>75,501,747</u>	<u>66,300,522</u>	<u>63,068,687</u>	<u>64,661,551</u>	<u>60,818,166</u>
\$ 6,782,528	\$ 10,658,588	\$ 21,429,436	\$ 40,640,236	\$ 50,444,519	\$ 76,833,255
91.19%	87.63%	75.57%	60.81%	56.18%	44.18%
					\$ 1,966,448,871
					137,651,421
					68,327,465
					<u>7,509,299</u>
					<u>60,818,166</u>
					\$ 76,833,255

**THIS PAGE LEFT BLANK INTENTIONALLY**

**LOCKHART INDEPENDENT SCHOOL DISTRICT****TABLE 13**

## DEMOGRAPHIC AND ECONOMIC STATISTICS

## LAST TEN CALENDAR YEARS

Calendar Year	County Population	Personal Income (Thousands of Dollars)	Per Capita Personal Income	Unemployment Rate
2013	\$ 39,201	\$ 1,137,800	\$ 29,025	6.9%
2014	39,703	1,191,045	29,999	6.0%
2015	40,419	1,262,255	31,229	4.5%
2016	41,147	1,296,294	31,504	4.2%
2017	42,328	1,363,360	32,209	4.3%
2018	43,161	1,427,474	33,073	3.8%
2019	43,664	1,511,526	34,617	3.8%
2020	43,664	1,511,526	34,617	6.8%
2021	43,664	1,511,526	34,617	5.3%
2022	43,979	1,703,464	38,734	4.0%

SOURCE: U.S. BUREAU OF ECONOMIC ANALYSIS, TEXAS LMI TRACER, US CENSUS BUREAU

**LOCKHART INDEPENDENT SCHOOL DISTRICT**

PRINCIPAL EMPLOYERS

CURRENT YEAR AND NINE YEARS AGO

Employer	2022		
	Number of Employees	Rank	Percentage of Total Employment
Lockhart ISD	731	1	3.7%
Wal-Mart	225	2	1.1%
Serta Dormae Mnfg	180	3	0.9%
Management and Training Corporation	175	4	0.9%
H.E.B. Food Store	170	5	0.9%
Pegasus	149	6	0.7%
City of Lockhart	145	7	0.7%
Iron Ox	85	8	0.5%
Student Transportation Specialist	80	9	0.4%
Parkview Nursing & Rehabilitation Center(Golden Age Home)	<u>75</u>	10	0.4%
The GEO Group, Inc.			
Chrisholm Trail Rehab Center			
Livengood Feed			
	<u>2015</u>		<u>10.3%</u>

Source: City of Lockhart Economic Development District

**TABLE 14**

2013		
<u>Number of Employees</u>	<u>Rank</u>	<u>Percentage of Total Employment</u>
30	1	3.6%
125	5	0.7%
174	3	1.0%
160	4	0.9%
90	7	0.5%
88	8	0.5%
110	6	0.6%
234	2	1.4%
60	9	0.4%
60	10	0.4%
<u>1131</u>		<u>10.0%</u>

**LOCKHART INDEPENDENT SCHOOL DISTRICT**

FULL-TIME EQUIVALENT EMPLOYEES BY FUNCTION/PROGRAM

LAST TEN YEARS

	<u>2013</u>	<u>2014</u>	<u>2015</u>	<u>2016</u>	<u>2017</u>
<u>Teachers</u>					
Teacher	329.0	325.6	335.0	352.2	348.4
<u>Professional Support</u>					
Counselor	12.8	13.0	13.1	13.0	13.5
Educational Diagnostician	6.0	6.0	6.0	6.0	6.0
Librarian	6.3	8.0	7.9	7.0	7.0
Occupational Therapist	-	-	-	-	-
Physical Therapist	-	-	-	-	-
School Nurse	2.0	2.0	2.0	2.0	2.0
LSSP/Psychologist	2.0	1.0	3.0	2.0	2.0
Social Worker	1.0	1.0	1.0	-	-
Speech Ther./Sp. Lang.	3.0	3.0	2.0	4.0	4.5
Teacher Facilitator	0.6	3.0	2.9	1.4	-
Athletic Trainer	1.5	1.3	1.9	1.7	2.5
District/Campus Inform.	4.0	4.0	4.0	6.0	6.0
Maintenance	1.0	1.0	1.0	1.0	-
Business Services Professional					
Campus Professional Personnel	5.3	4.2	6.1	2.6	2.3
Non-Instructional Professionals	5.4	5.4	5.4	7.4	10.7
Other Professionals	-	-	-	-	-
Instructional Coach	-	-	-	-	-
<u>Campus Administration</u>					
Assistant/Associate Principal	12.0	12.0	11.0	12.0	12.0
Principal	8.5	8.5	8.5	8.5	10.0
<u>Central Administration</u>					
Assistant/Assoc/Deputy Supt	3.0	3.0	3.0	3.0	3.0
Business Manager	-	-	-	-	-
District Instructional Program	1.0	3.0	3.0	4.0	3.0
Superintendent	1.0	1.0	1.0	1.0	1.0
Communications Professional	-	-	-	-	1.0
Athletic Director	1.0	1.0	1.0	1.0	1.0
Director of Personnel/HR	-	-	-	-	-
<u>Educational Aides</u>					
Educational Aide	46.6	48.3	50.7	47.6	41.9
<u>Auxiliary Staff</u>	<u>171.7</u>	<u>174.3</u>	<u>167.8</u>	<u>170.4</u>	<u>168.0</u>
<u>Total</u>	<u>624.7</u>	<u>629.6</u>	<u>637.3</u>	<u>653.8</u>	<u>645.8</u>

Source: District internal records

**TABLE 15**

<u>2018</u>	<u>2019</u>	<u>2020</u>	<u>2021</u>	<u>2022</u>
354.8	372.0	376.3	385.2	405.9
14.0	13.3	14.0	15.0	15.9
6.0	5.5	7.0	6.0	8.0
6.0	7.0	6.2	7.0	6.3
-	1.0	1.0	1.0	1.0
-	1.0	1.0	1.0	1.0
2.0	2.0	2.0	1.0	2.0
1.0	1.0	2.0	4.0	2.0
-	-	-	-	-
8.5	8.5	10.4	10.0	11.0
20.2	5.5	10.4	15.7	9.7
2.5	2.5	2.4	2.3	2.3
6.0	6.0	6.0	6.0	6.0
0.9	1.0	1.0	1.0	1.0
3.0	3.0	3.0	3.0	3.0
3.4	3.4	7.4	16.0	20.9
10.0	10.0	-	-	-
6.0	11.6	24.3	22.0	15.9
-	-	-	-	9.0
13.0	11.0	13.0	13.0	12.0
8.4	9.0	8.3	9.0	9.0
3.0	3.0	3.0	3.0	3.0
1.0	1.0	1.0	1.0	1.0
3.0	3.0	2.7	3.0	3.0
1.0	1.0	1.0	1.0	1.0
1.0	1.0	1.0	1.0	2.0
1.0	1.0	1.0	1.0	0.9
1.0	1.0	1.0	1.0	1.0
42.6	42.8	55.2	64.6	76.7
<u>157.0</u>	<u>141.1</u>	<u>139.6</u>	<u>136.4</u>	<u>140.2</u>
<u>676.3</u>	<u>669.2</u>	<u>701.2</u>	<u>730.2</u>	<u>770.7</u>

**LOCKHART INDEPENDENT SCHOOL DISTRICT**

OPERATING STATISTICS

LAST TEN FISCAL YEARS

<u>Fiscal Year</u>	<u>Enrollment</u>	<u>Operating Expenditures</u>	<u>Cost Per Pupil</u>	<u>Percent Change</u>	<u>Total Expenses</u>	<u>Cost Per Pupil</u>
2013	4,969	\$ 36,178,844	\$ 7,281	4.4%	\$ 45,967,329	\$ 9,251
2014	5,130	36,738,610	7,162	-1.6%	46,743,604	9,112
2015	5,365	39,141,500	7,296	1.9%	56,643,219	10,558
2016	5,397	41,769,915	7,739	6.1%	87,339,041	16,183
2017	5,661	43,771,695	7,732	-0.1%	79,257,625	14,001
2018	5,925	48,296,959	8,151	5.4%	71,288,387	12,032
2019	6,123	47,306,104	7,726	-5.2%	65,764,021	10,740
2020	6,160	51,998,413	8,441	9.3%	70,165,523	11,391
2021	6,043	52,019,435	8,608	2.0%	71,491,051	11,830
2022	6,128	55,582,798	9,070	5.4%	74,259,209	12,118

SOURCE: AEIS REPORTS, TAPR REPORTS AND DISTRICT PEIMS REPORTS

**TABLE 16**

<u>Percent Change</u>	<u>Number of Teaching Staff</u>	<u>Pupil Teacher Ratio</u>	<u>Percentage of Students Receiving Free or Reduced Price Meals</u>
2.0%	329	15.1	70.7%
-1.5%	326	15.8	69.8%
15.9%	335	16.0	70.1%
53.3%	352	15.3	70.0%
-13.5%	348	16.2	68.2%
-14.1%	355	16.7	72.1%
-10.7%	372	16.5	71.8%
6.1%	376	16.4	70.8%
3.9%	385	15.7	77.7%
2.4%	406	15.1	77.4%

**THIS PAGE LEFT BLANK INTENTIONALLY**

**LOCKHART INDEPENDENT SCHOOL DISTRICT**

**TABLE 17**

TEACHER BASE SALARIES

LAST TEN FISCAL YEARS

<u>Fiscal Year</u>	<u>Minimum Salary</u>	<u>Maximum Salary</u>	<u>County Average Salary</u>	<u>Statewide Average Salary</u>
2013	\$ 43,100	\$ 59,380	\$ 45,029	\$ 48,821
2014	43,950	62,550	46,295	49,692
2015	45,200	64,170	46,240	50,715
2016	45,500	60,010	46,242	51,891
2017	46,500	60,820	46,583	52,525
2018	47,000	61,110	47,056	53,334
2019	47,500	61,330	46,622	54,122
2020	49,000	63,630	49,110	57,091
2021	49,000	63,630	49,110	57,091
2022	50,600	65,320	50,277	57,641

SOURCES: AEIS REPORTS, DISTRICT RECORDS, TEXAS EDUCATION AGENCY RECORDS

**LOCKHART INDEPENDENT SCHOOL DISTRICT**

SCHOOL BUILDING INFORMATION

	Year Built	2013	2014	2015
<b>School Elementary</b>				
Carver Early Childhood Education Center	1953			
Square Feet		52,578	52,578	52,578
Functional Capacity		512	512	512
Enrollment		517	494	475
Clear Fork Elementary	1953			
Square Feet		57,113	57,113	57,113
Functional Capacity		489	489	489
Enrollment		455	502	585
Plum Creek Elementary	1986			
Square Feet		67,233	67,233	67,233
Functional Capacity		512	512	512
Enrollment		500	552	547
Navarro Elementary	1972			
Square Feet		55,573	55,573	55,573
Functional Capacity		449	449	449
Enrollment		427	439	484
Bluebonnet Elementary	2005			
Square Feet		64,992	64,992	64,992
Functional Capacity		606	606	606
Enrollment		581	609	625
Alma Brewer Strawn Elementary	2016			
Square Feet		N/A	N/A	N/A
Functional Capacity		N/A	N/A	N/A
Enrollment		N/A	N/A	N/A
<b>School Secondary</b>				
Lockhart Junior High School	2000			
Square Feet		152,105	152,105	152,105
Functional Capacity		1,700	1,700	1,700
Enrollment		1,129	1,101	1,173
Lockhart High School	1965			
Square Feet		175,180	175,180	175,180
Functional Capacity		1,480	1,480	1,480
Enrollment		970	1,005	1,070
<b>School Alternative</b>				
Pride High School	1992			
Square Feet		10,647	10,647	10,647
Functional Capacity		160	160	160
Enrollment		22	23	24
Discipline Management Center	1997			
Square Feet		8,088	8,088	8,088
Functional Capacity		46	46	46
Enrollment		n/a	n/a	n/a

**TABLE 18**

2016	2017	2018	2019	2020	2021	2022
52,578	52,578	52,578	52,578	52,578	52,578	52,578
352	352	352	337	337	337	337
460	212	251	329	336	248	240
57,113	57,113	57,113	57,113	57,113	57,113	57,113
674	674	674	475	475	475	475
575	488	475	450	443	442	477
67,233	67,233	67,233	67,233	67,233	67,233	67,233
700	700	700	653	653	653	653
557	550	578	574	560	513	518
55,573	55,573	55,573	55,573	55,573	55,573	55,573
562	562	562	554	554	554	554
497	457	532	518	504	519	529
64,992	64,992	64,992	64,992	64,992	64,992	64,992
694	694	694	614	614	614	614
640	663	579	572	545	538	555
N/A	58,216	58,216	58,216	58,216	58,216	58,216
N/A	579	579	535	535	535	535
N/A	454	503	498	494	491	514
152,105	152,105	152,105	152,105	152,105	152,105	152,105
1,550	1,550	1,550	1,560	1,560	1,560	1,560
1,148	1,292	1,393	1,491	1,529	1,484	1,385
175,180	280,000	280,000	280,000	280,000	280,000	280,000
1,900	1,900	1,900	1,834	1,834	1,834	1,834
1,086	1,523	1567	1,642	1,690	1,752	1,862
10,647	10,647	10,647	10,647	10,647	10,647	10,647
160	160	160	140	140	140	140
15	22	47	49	59	56	48
8,088	8,088	8,088	8,088	8,088	8,088	8,088
46	46	46	46	46	46	46
n/a	n/a	n/a	n/a	n/a	n/a	n/a

**LOCKHART INDEPENDENT SCHOOL DISTRICT**

SCHOOL BUILDING INFORMATION

	Year Built	2013	2014	2015
<b>School (not included in ACFR) Support</b>				
Lockhart HS Freshman Campus/ML Cisneros Bldg.	1923			
Square Feet		71,057	71,057	71,057
Functional Capacity		487	487	487
Enrollment		368	405	382
Community Education (520 Pecos St)	1996			
Square Feet		3,298	3,298	3,298
Functional Capacity		n/a	n/a	n/a
Enrollment		n/a	n/a	n/a
Spec. Ed./Food Service	1956			
Square Feet		2,946	2,946	2,946
Functional Capacity		n/a	n/a	n/a
Enrollment		n/a	n/a	n/a
Administration Office	1993			
Square Feet		5,022	5,022	5,022
Functional Capacity		n/a	n/a	n/a
Enrollment		n/a	n/a	n/a
Technology Annex	1995			
Square Feet		1532	1532	1532
Functional Capacity		n/a	n/a	n/a
Enrollment		n/a	n/a	n/a
San Jacinto Building	1980			
Square Feet		4,330	4,330	4,330
Functional Capacity		n/a	n/a	n/a
Enrollment		n/a	n/a	n/a
Maintenance				
Square Feet		7,200	7,200	7,200
Functional Capacity		n/a	n/a	n/a
Enrollment		n/a	n/a	n/a
Bus Barn				
Square Feet		6,000	6,000	6,000
Functional Capacity		n/a	n/a	n/a
Enrollment		n/a	n/a	n/a

Note: Capacity above is Functional Capacity.

Source: TSDS PEIMS DISAGGREGATION OF PEIMS STUDENT DATA (BY CAMPUS).

**TABLE 18**

2016	2017	2018	2019	2020	2021	2022
71,057	71,057	n/a	n/a	n/a	n/a	n/a
487	n/a	n/a	n/a	n/a	n/a	n/a
419	n/a	n/a	n/a	n/a	n/a	n/a
3,298	3,298	3,298	3,298	3,298	3,298	3,298
n/a	n/a	n/a	n/a	n/a	n/a	n/a
n/a	n/a	n/a	n/a	n/a	n/a	n/a
2,946	2,946	2,946	2,946	2,946	2,946	2,946
n/a	n/a	n/a	n/a	n/a	n/a	n/a
n/a	n/a	n/a	n/a	n/a	n/a	n/a
5,022	5,022	5,022	n/a	n/a	n/a	n/a
n/a	n/a	n/a	n/a	n/a	n/a	n/a
n/a	n/a	n/a	n/a	n/a	n/a	n/a
1532	1532	1532	n/a	n/a	n/a	n/a
n/a	n/a	n/a	n/a	n/a	n/a	n/a
n/a	n/a	n/a	n/a	n/a	n/a	n/a
4,330	4,330	4,330	4,330	4,330	4,330	4,330
n/a	n/a	n/a	n/a	n/a	n/a	n/a
n/a	n/a	n/a	n/a	n/a	n/a	n/a
7,200	7,200	7,200	7,200	7,200	7,200	7,200
n/a	n/a	n/a	n/a	n/a	n/a	n/a
n/a	n/a	n/a	n/a	n/a	n/a	n/a
6,000	6,000	6,000	6,000	6,000	6,000	6,000
n/a	n/a	n/a	n/a	n/a	n/a	n/a
n/a	n/a	n/a	n/a	n/a	n/a	n/a

**THIS PAGE LEFT BLANK INTENTIONALLY**

## **FEDERAL AWARDS SECTION**

**THIS PAGE LEFT BLANK INTENTIONALLY**

**INDEPENDENT AUDITOR'S REPORT ON INTERNAL CONTROL  
OVER FINANCIAL REPORTING AND ON COMPLIANCE AND OTHER  
MATTERS BASED ON AN AUDIT OF FINANCIAL STATEMENTS  
PERFORMED IN ACCORDANCE WITH  
GOVERNMENT AUDITING STANDARDS**

Board of Trustees  
Lockhart Independent School District  
Lockhart, Texas

We have audited in accordance with the auditing standard generally accepted in the United States of America and the standards applicable to financial audits contained in *Government Auditing Standards*, issued by the Comptroller General of the United States, the financial statements of the governmental activities, business-type activities, each major fund, and the aggregate remaining fund information of Lockhart Independent School District (the "District") as of and for the year ended June 30, 2022, and the related notes to the financial statements which collectively comprise Lockhart Independent School District's basic financial statements and have issued our report thereon dated November 21, 2022.

**Internal Control Over Financial Reporting**

In planning and performing our audit of the financial statements, we considered Lockhart Independent School District's internal control over financial reporting (internal control) as a basis for designing audit procedures that are appropriate in the circumstances for the purpose of expressing our opinions on the financial statements, but not for the purpose of expressing an opinion on the effectiveness of the District's internal control. Accordingly, we do not express an opinion on the effectiveness of Lockhart Independent School District's internal control.

A *deficiency in internal control* exists when the design or operation of a control does not allow management or employees, in the normal course of performing their assigned functions, to prevent, or detect and correct, misstatements on a timely basis. A *material weakness* is a deficiency, or a combination of deficiencies, in internal control, such that there is a reasonable possibility that a material misstatement of the entity's financial statements will not be prevented or detected and corrected on a timely basis. A *significant deficiency* is a deficiency, or a combination of deficiencies, in internal control that is less severe than a material weakness, yet important enough to merit attention by those charged with governance.

Our consideration of internal control was for the limited purpose described in the first paragraph of this section and was not designed to identify all deficiencies in internal control that might be material weaknesses or significant deficiencies. Given these limitations, during our audit we did not identify any deficiencies in internal control that we consider to be material weaknesses. However, material weaknesses may exist that have not been identified.

## Compliance and Other Matters

As part of obtaining reasonable assurance about whether Lockhart Independent School District's financial statements are free from material misstatement, we performed tests of its compliance with certain provisions of laws, regulations, contracts and grant agreements, noncompliance with which could have a direct and material effect on the financial statements. However, providing an opinion on compliance with those provisions was not an objective of our audit and, accordingly, we do not express such an opinion. The results of our tests disclosed no instances of noncompliance or other matters that are required to be reported under *Government Auditing Standards*.

## Purpose of this Report

The purpose of this report is solely to describe the scope of our testing internal control and compliance and the results of that testing, and not to provide an opinion on the effectiveness of the entity's internal control or on compliance. This report is an integral part of an audit performed in accordance with *Government Auditing Standards* in considering the entity's internal control and compliance. Accordingly, this communication is not suitable for any other purpose.

Pattillo, Brown & Hill, L.L.P.

Waco, Texas  
November 21, 2022

**INDEPENDENT AUDITOR'S REPORT ON COMPLIANCE FOR EACH MAJOR  
FEDERAL PROGRAM AND REPORT ON INTERNAL CONTROL OVER  
COMPLIANCE IN ACCORDANCE WITH THE UNIFORM GUIDANCE**

Board of Trustees of  
Lockhart Independent School District  
Lockhart, Texas

**Report on Compliance for Each Major Federal Program**

***Opinion on Each Major Federal Program***

We have audited Lockhart Independent School District's (the "District") compliance with the types of compliance requirements identified as subject to audit in the OMB *Compliance Supplement* that could have a direct and material effect on each of Lockhart Independent School District's major federal programs for the year ended June 30, 2022. The District's major federal programs are identified in the summary of auditor's results section of the accompanying schedule of findings and questioned costs.

In our opinion, the District complied, in all material respects, with the compliance requirements referred to above that could have a direct and material effect on each of its major federal programs for the year ended June 30, 2022.

***Basis for Opinion on Each Major Federal Program***

We conducted our audit of compliance in accordance with auditing standards generally accepted in the United States of America (GAAS); the standards applicable to financial audits contained in *Government Auditing Standards* issued by the Comptroller General of the United States (*Government Auditing Standards*); and the audit requirements of Title 2 U.S. Code of Federal Regulations Part 200, *Uniform Administrative Requirements, Cost Principles, and Audit Requirements for Federal Awards* (Uniform Guidance). Our responsibilities under those standards and the Uniform Guidance are further described in the Auditor's Responsibilities for the Audit of Compliance section of our report.

We are required to be independent of the District and to meet our other ethical responsibilities, in accordance with relevant ethical requirements relating to our audit. We believe that the audit evidence we have obtained is sufficient and appropriate to provide a basis for our opinion on compliance for each major federal program. Our audit does not provide a legal determination of District's compliance with the compliance requirements referred to above.

***Responsibilities of Management for Compliance***

Management is responsible for compliance with the requirements referred to above and for the design, implementation, and maintenance of effective internal control over compliance with the requirements of laws, statutes, regulations, rules and provisions of contracts or grant agreements applicable to the District's federal Programs.

## **Auditor's Responsibilities for the Audit of Compliance**

Our objectives are to obtain reasonable assurance about whether material noncompliance with the compliance requirements referred to above occurred, whether due to fraud or error, and express an opinion on the District's compliance based on our audit. Reasonable assurance is a high level of assurance but is not absolute assurance and therefore is not a guarantee that an audit conducted in accordance with GAAS, *Government Auditing Standards*, and the Uniform Guidance will always detect material noncompliance when it exists. The risk of not detecting material noncompliance resulting from fraud is higher than for that resulting from error, as fraud may involve collusion, forgery, intentional omissions, misrepresentations, or the override of internal control. Noncompliance with the compliance requirements referred to above is considered material, if there is a substantial likelihood that, individually or in the aggregate, it would influence the judgment made by a reasonable user of the report on compliance about District's compliance with the requirements of each major federal program as a whole.

In performing an audit in accordance with GAAS, *Government Auditing Standards*, and the Uniform Guidance, we:

- Exercise professional judgment and maintain professional skepticism throughout the audit.
- Identify and assess the risks of material noncompliance, whether due to fraud or error, and design and perform audit procedures responsive to those risks. Such procedures include examining, on a test basis, evidence regarding the District's compliance with the compliance requirements referred to above and performing such other procedures as we considered necessary in the circumstances.
- Obtain an understanding of the District's internal control over compliance relevant to the audit in order to design audit procedures that are appropriate in the circumstances and to test and report on internal control over compliance in accordance with the Uniform Guidance, but not for the purpose of expressing an opinion on the effectiveness of the District's internal control over compliance. Accordingly, no such opinion is expressed.

We are required to communicate with those charged with governance regarding, among other matters, the planned scope and timing of the audit and any significant deficiencies and material weaknesses in internal control over compliance that we identified during the audit.

## **Report on Internal Control over Compliance**

*A deficiency in internal control over compliance* exists when the design or operation of a control over compliance does not allow management or employees, in the normal course of performing their assigned functions, to prevent, or detect and correct, noncompliance with a type of compliance requirement of a federal program on a timely basis. *A material weakness in internal control over compliance* is a deficiency, or combination of deficiencies, in internal control over compliance, such that there is a reasonable possibility that material noncompliance with a type of compliance requirement of a federal program will not be prevented, or detected and corrected, on a timely basis. *A significant deficiency in internal control over compliance* is a deficiency, or a combination of deficiencies, in internal control over compliance with a type of compliance requirement of a federal program that is less severe than a material weakness in internal control over compliance, yet important enough to merit attention by those charged with governance.

Our consideration of internal control over compliance was for the limited purpose described in the Auditor's Responsibilities for the Audit of Compliance above and was not designed to identify all deficiencies in internal control over compliance that might be material weaknesses or significant deficiencies in internal control over compliance. Given these limitations, during our audit we did not identify any deficiencies in internal control over compliance that we consider to be material weaknesses, as defined above. However, material weaknesses or significant deficiencies in internal control over compliance may exist that were not identified.

Our audit was not designed for the purpose of expressing an opinion on the effectiveness of internal control over compliance. Accordingly, no such opinion is expressed.

The purpose of this report on internal control over compliance is solely to describe the scope of our testing of internal control over compliance and the results of that testing based on the requirements of the Uniform Guidance. Accordingly, this report is not suitable for any other purpose.

*Pattillo, Brown & Hill, L.L.P.*

Waco, Texas  
November 21, 2022

**LOCKHART INDEPENDENT SCHOOL DISTRICT**

**EXHIBIT K-1**

**SCHEDULE OF EXPENDITURES OF FEDERAL AWARDS**

**FOR THE YEAR ENDED JUNE 30, 2022**

(1) Federal Grantor/ Pass-through Grantor/ Grantor/Program Title	(2) Assistance Listing Number	(2A) Pass-through Entity Identifying Number	(3) Federal Expenditures	(4) Pass-through Expenditures
<b><u>U. S. DEPARTMENT OF AGRICULTURE</u></b>				
Passed through the Texas Education Agency:				
School Breakfast Program (SBP)	10.553	71402101	\$ 399,599	\$ -
School Breakfast Program (SBP)	10.553	71402201	1,393,123	-
Total Assistance Listing Number 10.553			<u>1,792,722</u>	-
National School Lunch Program (NSLP)	10.555	71302101	687,558	-
National School Lunch Program (NSLP)	10.555	71302201	2,671,074	-
Total Passed through the Texas Education Agency			<u>5,151,354</u>	-
Passed through the Texas Department of Agriculture:				
NSLP - Commodities - Non-cash assistance	10.555	028-902	315,075	-
Supply Chain Assistance Program	10.555	028-902	5,191	-
COVID-19 - NSLP Emergency Operational Cost Reimbursement	10.555	028-902	2,295	-
Total Assistance Listing Number 10.555			<u>3,681,193</u>	-
Total Child Nutrition Cluster			<u>5,473,915</u>	-
Pandemic EBT Admin Expense Reimbursement	10.542	028-902	3,063	-
Child and Adult Care Food Program	10.558	028-902	184,781	-
COVID-19 - CACFP EOC Reimbursement	10.558	028-902	1,410	-
Total Assistance Listing Number 10.558			<u>186,191</u>	-
Total Passed through the Texas Department of Agriculture			<u>511,815</u>	-
<b>TOTAL U. S. DEPARTMENT OF AGRICULTURE</b>			<u>5,663,169</u>	-
<b><u>U. S. DEPARTMENT OF DEFENSE</u></b>				
Direct Programs:				
US Air Force JROTC	12.000	N/A	61,070	-
Total Direct Programs			<u>61,070</u>	-
<b>TOTAL U. S. DEPARTMENT OF DEFENSE</b>			<u>61,070</u>	-
<b><u>U. S. FEDERAL COMMUNICATIONS COMMISSION</u></b>				
Direct Programs:				
COVID-19 - Emergency Connectivity Fund	32.009	141719	506,716	-
Total Direct Programs			<u>506,716</u>	-
<b>TOTAL U. S. FEDERAL COMMUNICATIONS COMMISSION</b>			<u>506,716</u>	-
<b><u>U. S. DEPARTMENT OF EDUCATION</u></b>				
Passed through the Texas Education Agency:				
Title I, Part A - Grants to Local Education Agencies	84.010	2061010108902	132,650	-
Title I, Part A - Grants to Local Education Agencies	84.010	2161010108902	526,784	-
Title I, Part A - Grants to Local Education Agencies	84.010	2261010108902	309,105	-
Total Assistance Listing Number 84.010			<u>968,539</u>	-
IDEA B Formula - Special Education Grants to States	84.027	216600120289026000	283,435	-
IDEA B Formula - Special Education Grants to States	84.027	66002106	688,136	-
IDEA B Formula - Special Education Grants to States	84.027	66002212	915,170	-
IDEA B Discretionary - Special Education Grants to States	84.027	206610010019076000	210,592	-
IDEA B Discretionary - Special Education Grants to States	84.027	216610010019076000	131,725	-
IDEA B Discretionary - Special Education Grants to States	84.027	226610010019076000	121,351	-
Total Assistance Listing Number 84.027			<u>2,350,409</u>	-
IDEA Preschool - Special Education Preschool Grants	84.173	206610010019076000	6,390	-
IDEA Preschool - Special Education Preschool Grants	84.173	216610010019076000	20,424	-
IDEA Preschool - Special Education Preschool Grants	84.173	226610010019076000	2,982	-
Total Assistance Listing Number 84.173			<u>29,796</u>	-
Total Special Education (IDEA) Cluster			<u>2,380,205</u>	-

**LOCKHART INDEPENDENT SCHOOL DISTRICT**

**EXHIBIT K-1**

SCHEDULE OF EXPENDITURES OF FEDERAL AWARDS

FOR THE YEAR ENDED JUNE 30, 2022

(1) Federal Grantor/ Pass-through Grantor/ Grantor/Program Title	(2) Assistance Listing Number	(2A) Pass-through Entity Identifying Number	(3) Federal Expenditures	(4) Pass-through Expenditures
<b><u>U. S. DEPARTMENT OF EDUCATION (Continued)</u></b>				
Passed through the Texas Education Agency (Continued):				
Perkins IV - Career and Technical Education	84.048A	21420006028902	9,934	-
Perkins IV - Career and Technical Education	84.048A	22420006028902	<u>50,319</u>	-
Total Assistance Listing Number 84.048A			<u>60,253</u>	-
Title III, Part A - English Language Acquisition	84.365A	21671001028902	65,996	-
Title III, Part A - English Language Acquisition	84.365A	22671001028902	<u>87,712</u>	-
Total Assistance Listing Number 84.365A			<u>153,708</u>	-
Title II, Part A - Supporting Effective Instruction State Grants	84.367A	21694501028902	42,795	-
Title II, Part A - Supporting Effective Instruction State Grants	84.367A	21694501028902	<u>103,989</u>	-
Total Assistance Listing Number 84.367A			<u>146,784</u>	-
LEP Summer School	84.369A	69552002	5,898	-
Title IV, Part A - Student Support Academic Enrichment Grants	84.424A	20680101028902	87,674	-
Title IV, Part A - Student Support Academic Enrichment Grants	84.424A	21680101028902	<u>18,760</u>	-
Total Assistance Listing Number 84.424A			<u>106,434</u>	-
COVID-19 - ESSER III	84.425U	21528001001907	2,713,610	-
COVID-19 - ESSER III TCLAS	84.425U	21528042028902	<u>390,949</u>	-
Total Assistance Listing Number 84.425			<u>3,104,559</u>	-
Total Passed through the Texas Education Agency			<u>6,926,380</u>	-
Passed through Hayes Consolidated Independent School District:				
Perkins IV - Quality Workforce	84.048A	224200287110001	<u>5,975</u>	-
Total Passed through Hayes Consolidated Independent School District			<u>5,975</u>	-
Passed through Education Service Center Region 13:				
ACE Grant	84.287C	S287C200044	<u>491,484</u>	-
Total Passed through Education Service Center Region 13			<u>491,484</u>	-
Passed through the University of Texas at Austin:				
Gear Up Grant	84.334A	P334A180067	225,820	-
Gear Up Grant	84.334A	P334A190067	<u>211,565</u>	-
Total Assistance Listing Number 84.334A			<u>437,385</u>	-
Total Passed through the University of Texas at Austin			<u>437,385</u>	-
<b>TOTAL U. S. DEPARTMENT OF EDUCATION</b>			<u>7,861,224</u>	-
<b><u>U. S. DEPARTMENT OF HEALTH AND HUMAN SERVICES</u></b>				
Passed through Texas Education Agency:				
ELC Reopening Schools	93.323	39352201	<u>232,963</u>	-
Total Passed through Texas Education Agency			<u>232,963</u>	-
Passed through Texas Workforce Commission:				
COVID-19 - Child Care Emergency Relief Funding	93.575	9CA21173	<u>60,368</u>	-
Total CCDF Cluster			<u>60,368</u>	-
Total Passed through Texas Workforce Commission			<u>60,368</u>	-
Passed through Texas Health and Human Services Commission:				
Medicaid Administrative Claiming Program	93.778	529-14-00472-00022	<u>16,062</u>	-
Total Medicaid Cluster			<u>16,062</u>	-
Total Passed through Texas Health and Human Services Commission			<u>16,062</u>	-
<b>TOTAL U. S. DEPARTMENT OF HEALTH AND HUMAN SERVICES</b>			<u>309,393</u>	-
<b>TOTAL EXPENDITURES OF FEDERAL AWARDS</b>	<b>163</b>		<u>\$ 14,401,572</u>	<u>\$ -</u>

**LOCKHART INDEPENDENT SCHOOL DISTRICT**

NOTES TO SCHEDULE OF EXPENDITURES OF FEDERAL AWARDS

JUNE 30, 2022

**1. GENERAL**

The Schedule of Expenditures of Federal Awards (SEFA) presents the activity of all applicable federal award programs of Lockhart Independent School District. The District’s reporting entity is defined in Note I of the financial statements. Federal awards received directly from federal agencies, as well as federal awards passed through other government agencies, are included on the SEFA.

**2. BASIS OF ACCOUNTING**

The SEFA is presented using the modified accrual basis of accounting. The District’s significant accounting policies, including the modified accrual basis of accounting, are presented in Note 1 of the basic financial statements. The SEFA is presented in accordance with the requirements of Title 2 U.S. Code of Federal Regulations Part 200, Uniform Administrative Requirements, Cost Principles, and Audit Requirements for Federal Awards (Uniform Guidance). Therefore, some of the amounts presented in this schedule may differ from amounts presented in, or used in the preparation of, the financial statements.

**3. INDIRECT COSTS**

The District did not elect to use a de minimis cost rate of 10% as described at 2 CFR §200.414(f)—Indirect (F&A) costs.

**4. RECONCILIATION OF FEDERAL REVENUES AND THE SCHEDULE OF EXPENDITURES OF FEDERAL AWARDS**

The following is the reconciliation of federal revenues and the Schedule of Expenditures of Federal Awards for the fiscal year:

Federal revenues per the Statement of Revenues, Expenditures and Changes in Fund Balance - Governmental Funds (Exhibit C-3)	\$ 14,793,942
Less:	
School Health And Related Services	( 392,370)
Federal expenditures per the Schedule of Expenditures of Federal Awards (Exhibit K-1)	\$ <u>14,401,572</u>

**LOCKHART INDEPENDENT SCHOOL DISTRICT**  
**SCHEDULE OF FINDINGS AND QUESTIONED COSTS**  
**FOR THE YEAR ENDED JUNE 30, 2022**

**Summary of Auditor's Results**

Financial Statements:

Type of auditors' report issued	Unmodified
Internal control over financial reporting:	
Material weakness(es) identified?	No
Significant deficiency(ies) identified?	None reported
Material noncompliance material to financial statements noted?	No

Federal Awards:

Internal control over major programs:	
Material weakness(es) identified?	No
Significant deficiency(ies) identified?	None reported
Type of auditors' report issued on compliance for major programs	Unmodified

Any audit findings disclosed that are required to be reported in accordance with 2 CFR 200.516(a)? None

Identification of major programs:

Assistance Listing Number(s):	Name of Federal Program or Cluster:
10.553 and 10.555	Child Nutrition Cluster
84.027 and 84.173	Special Education (IDEA) Cluster
84.425U	COVID-19 - ESSER III

Dollar threshold used to distinguish between type A and type B programs \$750,000

Auditee qualified as low-risk auditee? Yes

**Findings Relating to the Financial Statements Which are Required to be Reported in Accordance With Generally Accepted Government Auditing Standards**

None reported

**Findings and Questioned Costs for Federal Awards**

None reported

**THIS PAGE LEFT BLANK INTENTIONALLY**

# Lockhart Independent School District Board of Trustees

Date of Board Meeting:

Agenda Item

---

AGENDA SECTION:

READING:

PREVIOUS BOARD REVIEW DATE:

TYPE OF ACTION

DEPARTMENT:

DISTRICT GOAL(S) ALIGNMENT:

1. Create a collaborative culture of contagious ambition.
2. Expect all staff to embrace growth opportunities.
3. Empower students to seize opportunities to achieve at high levels.

AGENDA TITLE:

---

BACKGROUND INFORMATION:

ATTACHMENT(S):

RECOMMENDATION:

RECOMMENDED MOTION:

# Lockhart Independent School District Board of Trustees

Date of Board Meeting:

Agenda Item

---

AGENDA SECTION:

READING:

PREVIOUS BOARD REVIEW DATE:

TYPE OF ACTION

DEPARTMENT:

DISTRICT GOAL(S) ALIGNMENT:

1. Create a collaborative culture of contagious ambition.
2. Expect all staff to embrace growth opportunities.
3. Empower students to seize opportunities to achieve at high levels.

AGENDA TITLE:

---

BACKGROUND INFORMATION:

ATTACHMENT(S):

RECOMMENDATION:

RECOMMENDED MOTION:

# Lockhart Independent School District Board of Trustees

Date of Board Meeting:

Agenda Item

---

AGENDA SECTION:

READING:

PREVIOUS BOARD REVIEW DATE:

TYPE OF ACTION

DEPARTMENT:

DISTRICT GOAL(S) ALIGNMENT:

1. Create a collaborative culture of contagious ambition.
2. Expect all staff to embrace growth opportunities.
3. Empower students to seize opportunities to achieve at high levels.

AGENDA TITLE:

---

BACKGROUND INFORMATION:

ATTACHMENT(S):

RECOMMENDATION:

RECOMMENDED MOTION:

COUNTY OF CALDWELL

§

RESOLUTION: SETTING TAX RATE

STATE OF TEXAS

§

§

RESOLUTION OF THE BOARD OF TRUSTEES  
OF THE  
LOCKHART INDEPENDENT SCHOOL DISTRICT

WHEREAS, Lockhart Independent School District Board of Trustees is responsible for adopting a budget and setting a tax rate annually in order to underwrite District operations and pay District debt; and

WHEREAS, the Lockhart Independent School District Board of Trustees is authorized to approve the District’s tax rate annually; and

WHEREAS, the Lockhart Independent School District Board of Trustees has considered adopting a tax rate for maintenance and operation for 2022 of \$0.8546 per \$100.00 valuation; and

WHEREAS, the Lockhart Independent School District Board of Trustees has considered a tax rate for interest and sinking for 2022 of \$0.2577 per \$100.00 valuation;

WHEREAS, the Lockhart Independent School District Board of Trustees has considered a total tax rate for 2022 of \$1.1123 per \$100.00 valuation; and

WHEREAS, the no-new-revenue tax rate is \$.8574 per \$100.00 of valuation, which is less than the proposed tax rate of \$1.1123 to be considered for 2022 and therefore effectively represents a 21.027% increase in the tax rate; and, **THIS TAX RATE WILL RAISE MORE TAXES FOR MAINTENANCE AND OPERATIONS THAN LAST YEAR’S TAX RATE**; and

WHEREAS, the voter-approval tax rate for the 2022 tax year is \$1.1123 per \$100.00 of valuation; and

WHEREAS, the tax rate considered for maintenance and operation adopted by Lockhart Independent School District for the 2022 tax year would not exceed that voter-approval tax rate;

BE IT THEREFORE RESOLVED,

1. That the tax rate for maintenance and operation for 2022 be set at \$0.8546 per \$100.00 valuation; and
2. That the tax rate for interest and sinking for 2022 be set at \$0.2577 per \$100.00 valuation; and
3. That the total tax rate for 2022 be set at \$1.1123 per \$100.00 valuation.

Resolved this 21<sup>st</sup> day of November 2022.

\_\_\_\_\_  
Michael Wright, Board President

\_\_\_\_\_  
Tom Guyton, Board Secretary

# Lockhart Independent School District Board of Trustees

Date of Board Meeting:

Agenda Item

---

AGENDA SECTION:

READING:

PREVIOUS BOARD REVIEW DATE:

TYPE OF ACTION

DEPARTMENT:

DISTRICT GOAL(S) ALIGNMENT:

1. Create a collaborative culture of contagious ambition.
2. Expect all staff to embrace growth opportunities.
3. Empower students to seize opportunities to achieve at high levels.

AGENDA TITLE:

---

BACKGROUND INFORMATION:

ATTACHMENT(S):

RECOMMENDATION:

RECOMMENDED MOTION:

**INTERLOCAL COOPERATION AGREEMENT  
BETWEEN  
LOCKHART INDEPENDENT SCHOOL DISTRICT and CALDWELL COUNTY, TEXAS**

This Interlocal Cooperation Agreement (“Agreement”) is made and entered into by and between Lockhart Independent School District (“Lockhart ISD” or “LISD”), a political subdivision acting through its Board of Trustees, and Caldwell County, Texas (hereinafter referred to as “the County”). Collectively, Lockhart ISD and the County may be referred to as the “Parties.”

**PREMISES**

**WHEREAS**, Chapter 791 of the Texas Government Code, as amended, entitled Interlocal Cooperation Contracts, authorizes contracts between political subdivisions for the performance of governmental functions and services;

**WHEREAS**, Lockhart ISD is a public school district with campuses located within the jurisdictional boundaries of the County where the County presently provides law enforcement services;

**WHEREAS**, Lockhart ISD and the County each find that contracting for and with respect to the governmental services described herein will result in increased efficiency, economy, and enhanced public safety for the constituents of both Lockhart ISD and the County;

**WHEREAS**, Lockhart ISD and the County warrant that both possess adequate legal authority to enter into this Interlocal Agreement and their respective governing bodies have authorized each signatory official to enter into this Agreement and bind the local governments to the terms of this Agreement and any subsequent amendments hereto;

**NOW THEREFORE**, in consideration of the mutual covenants and agreements of the Parties, it is agreed as follows:

**Article 1  
LEGAL AUTHORITY AND PURPOSE**

- 1.1 The legal authority for the Caldwell County and the Lockhart Independent School District to enter into this agreement is the Texas Interlocal Cooperation Act, Chapter 791 of the Texas Government Code. The purpose, terms, rights, and duties of the parties are stated below.
- 1.2 The purpose of this Agreement is to set forth guidelines to ensure that the County and Lockhart ISD have a shared understanding of the role and responsibility of each in maintaining safe schools, improving climate, and supporting educational opportunities for all students.
- 1.3 The mission of the Constable Security Program (“CSP”) is to place armed, commissioned peace officers in Lockhart ISD campuses to provide security for LISD schools, students, staff and visitors, who can react to threats to LISD campuses as first responders in emergency situations,

provide a security presence to act as a deterrent to threatening conduct, and to monitor the security of LISD campuses and facilities.

**Article 2**

**CONSTABLE SECURITY PROGRAM STRUCTURE**

- 2.1 Constables and Deputy Constables (collectively “Constables”) are classified as peace officers by the Texas Code of Criminal Procedure, and only after meeting specified qualifications, equivalent to those of all other peace officers in the state of Texas, are constables licensed by Texas Commission on Law Enforcement Officers Standards and Education (TCLEOSE). While Constables are peace officers for Caldwell County, the duties of the Constables in the CSP will be limited to providing security to Lockhart ISD campuses and facilities, and related security duties.
- 2.2 Lockhart ISD utilizes the Lockhart Police Department to provide School Resource Officers (“SRO(s)”). Only The SROs shall be authorized and responsible for carrying out all duties and responsibilities of a law enforcement officer. The Constables shall be authorized to act as required under Chapter 2 and Chapter 6 of the Texas Code of Criminal Procedure.
- 2.3 School officials will ensure that non-criminal student disciplinary matters remain the responsibility of school staff. Enforcement of the Student Code of Conduct is the responsibility of teachers and administrators. The Constables shall refrain from being involved in the enforcement of disciplinary rules, except to support staff in maintaining a safe school environment in emergency situations.
- 2.4 The parties agree that the goal of the CSP is to have constables providing security services to specified District campuses and facilities at least ninety percent (90%) of instructional days.

**Article 3**

**SERVICES TO BE PROVIDED**

The County, through its various Precinct Constables, will be responsible for the following:

- 3.1. Providing armed, commissioned peace officers, licensed by the State of Texas as security service personnel to be assigned to Lockhart ISD campuses, as designated by LISD for the 2022-2023 school year. (**Exhibit B**)
- 3.2. The County will appoint one Constable to act as the coordinator of the CSP (“CSP Coordinator”). The CSP Coordinator is responsible for scheduling constables to provide security services to the District under this Agreement. The CSP Coordinator will work with campus principals and the Superintendent to facilitate the CSP at seven LISD campuses/facilities. (**Exhibit B**)
- 3.3. Constables will sign up with the CSP Coordinator to provide security services to LISD during times which they are not scheduled for regular duty by the County. The CSP Coordinator will provide the District with a schedule of security coverage for each of the campuses/facilities for the

following month no later than three business days prior to the end of each month. The goal of the CSP is to have constables providing security services to specified District campuses and facilities at least ninety percent (90%) of instructional days. (**Exhibit B**)

- 3.4 If constable that is scheduled to provide security services cannot perform his/her scheduled duties, the constable will contact the CSP Coordinator to find a replacement. If a replacement cannot be assigned, the constable or the CSP Coordinator will notify the assigned campus as soon as possible before the start of the scheduled duty.
- 3.4 The Constables shall follow the policies and procedures of Lockhart ISD to the extent those policies do not conflict with the policies and procedures of the County.
- 3.5 The Constables will coordinate and cooperate with the Lockhart ISD Superintendent and other Lockhart ISD administrative staff in carrying out their day-to-day duties as security personnel.
- 3.6 **CONSTABLE DUTIES:** The goal of the Constable is to provide security to the LISD campus or facility to which the constable is assigned. The duties to be performed by the SRO Constables include, but are not limited to, the following:
  - a. Being a visible presence during the school day to assist the Lockhart ISD administration with general public safety services during school hours.
  - b. Monitoring areas within the vicinity of the Lockhart ISD campus or facility the constable is assigned to protect all students, personnel, and visitors.
  - c. Responding to calls for emergency services during the course of the regular school day or when serving in support of an official Lockhart ISD extracurricular or after-school activity.
  - d. Acting as a first responder to protect LISD students, staff, and visitors during emergency and threats to the campus or facility.
  - e. Assisting Lockhart ISD with the implementation of its Emergency Operation Plan.

**Article 4**  
**GENERAL DUTIES AND RESPONSIBILITIES**

- 4.1 The County agrees to perform any obligations required to maintain the constable as commissioned law enforcement officers with full Texas peace officer status; including but not limited to, providing the constables with any and all continuing training necessary to maintain their TCLEOSE certification.
- 4.2 The constables assigned to Lockhart ISD shall be subject to the approval of the Lockhart ISD Superintendent and the Lockhart Police Department (LPD). Lockhart ISD understands that the

County may rotate or change any officer assigned to serve as security personnel; provided, however, that Lockhart ISD may refuse any particular officer assigned as security personnel and request assignment of a different constable. LISD understands that if such a request is made the assignment of a different constable is based on availability and staffing.

- 4.3 The County will authorize the Constable to carry a weapon and act as a peace officer at all times, so long as the officer is acting under his/her official capacity. Likewise, Lockhart ISD specifically authorizes each constable to carry a weapon in performing security services at all schools and property within Lockhart ISD. When not on duty as security personnel, the officers' rights to carry a firearm will be governed by provisions and rules set forth by TCLEOSE and the County and District Policies CKE (Legal) and GKA (Legal).
- 4.4 As County employees, any disciplinary action taken against the constable shall follow the policy and procedure set forth in the employee handbook of the County.
- 4.5 The Parties shall each monitor, review and provide oversight and supervision of the services as they are provided and each agree to notify the other as soon as reasonably possible in the event the level or quality of any scheduling, operating, service or performance issue becomes unsatisfactory.
- 4.6 The Parties recognize that the services to be provided by the County may be limited to the extent that said services conflict with or compromise the County's ability to provide effective law enforcement services to the County generally; and, should a conflict arise between the policies of Lockhart ISD and the County, the County policy shall prevail. The Parties agree to work in good faith to resolve conflicts with their best reasonable efforts; however, should such conflicts occur which prevent the County from meeting its obligations under this Agreement, the County acknowledges such conflict constitutes good cause to terminate the Agreement.
- 4.7 The Parties agree that they will use their best reasonable efforts to coordinate media relations pertaining to incidents occurring pursuant to this Agreement prior to the release of information whenever possible. Information will only be released by a Party in accordance with established law and its existing policies and procedures.
- 4.8 Nothing in this Agreement prevents Lockhart ISD from continuing its practice of hiring off-duty police officers to provide security at sporting events, after-hour activities, or other events. This Agreement shall not govern off-duty peace officers hired for these purposes.

**Article 5**  
**FINANCIAL RESPONSIBILITIES & EQUIPMENT**

- 5.1 The County shall provide the constables with all wages, salaries, or other compensation, and benefits of similarly-situated and classified employees of the County. The County shall also be directly responsible for the payment of all payroll taxes, bond costs, retirement contributions, overtime, social security taxes, if any, and all other payroll expenses.
- 5.2 Lockhart ISD will be responsible for reimbursing the County on a monthly basis for the constables' hourly rate per hour of service to the District, as set out in **Exhibit A**.
- 5.3 The County shall keep and maintain accurate records of dates of service and the hours served by the constables. The County shall be responsible for calculating and documenting the charge for services rendered pursuant to this Agreement. With 48-hour notice, exclusive of weekends, the County shall promptly provide Lockhart ISD with access to all time calculation records maintained by the County for any security services provided pursuant to this Agreement.
- 5.4 The Parties agree to provide the following equipment and materials to the constable:
- a. At its own cost, the County shall furnish the constables with all equipment routinely assigned to law enforcement personnel who serve the County. The County will maintain and service all equipment used by the constables in providing security services to Lockhart ISD. Equipment includes, but is not limited to, uniforms, firearms, radios, and all other devices used by the County law enforcement personnel in the performance of their duties.

**Article 6**  
**RELATIONSHIP BETWEEN THE PARTIES**

- 6.1 Notwithstanding any provision to the contrary herein, this Agreement is a contract for and with respect to the performance of governmental functions by governmental entities. The relationship of Lockhart ISD and the County shall, with respect to that part of any service or function undertaken as a result of or pursuant to this Agreement, be that of independent contractors.
- 6.2 Nothing contained herein shall be deemed or construed by the Parties, or by any third party, as creating the relationship of principal and agent, partners, joint ventures, or any other similar such relationship.
- 6.3 Officers employed by the County and assigned by the County to serve as security personnel at Lockhart ISD are and will remain employed by the County.

- 6.4 The County shall have no liability whatsoever for or with respect to Lockhart ISD's use of any Lockhart ISD property or facility, or the actions of, or failure to act by, any employees, subcontractors, agents or assigns of Lockhart ISD. Lockhart ISD covenants and agrees that:
- a. Lockhart ISD shall be solely responsible, as between Lockhart ISD and the County and the agents, officers and employees of the County, for and with respect to any claim or cause of action arising out of or with respect to any act, omission, or failure to act by Lockhart ISD or its agents, officers, employees, and subcontractors, while on Lockhart ISD property or while using any Lockhart ISD facility or performing any function or providing or delivering any service undertaken by Lockhart ISD pursuant to this Agreement.
  - b. For and with respect to the services to be provided by the County to Lockhart ISD pursuant to this Agreement, Lockhart ISD hereby contracts, covenants, and agrees to obtain and maintain in full force and effect, during the term of this Agreement, a policy or policies of insurance, or risk pool coverage, reasonably expected to insure Lockhart ISD and its agents, officers, and employees from any and against any claim, cause of action or liability arising out of or from the action, omission, or failure to act by Lockhart ISD, its agents, officers, employees, and subcontractors in the course of their duties.
- 6.5 Lockhart ISD shall have no liability whatsoever for or with respect to the County's use of any County property or facility, or the actions of, or failure to act by, any employees, subcontractors, agents, or assigns of the County. The County covenants and agrees that:
- a. The County shall be solely responsible, as between the County and Lockhart ISD and the agents, officers, and employees of the Lockhart ISD, for and with respect to any claim or cause of action arising out of or with respect to any act, omission, or failure to act by the County or its agents, officers, employees, and subcontractors, while on the County's property or while using the any of the County's facilities or performing any function or providing or delivering any service undertaken by the County pursuant to this Agreement.
  - b. For and with respect to the services to be provided by the County to Lockhart ISD pursuant to this Agreement, the County hereby contracts, covenants, and agrees to obtain and maintain in full force and effect, during the term of this Agreement, a policy or policies of insurance, or risk pool coverage, in the amounts sufficient to insure the County and its agents, officers, and employees from and against any claim, cause of action, or liability arising out of or from the action, omission, or failure to act by the County, its agents, officers, employees, and subcontractors in the course of their duties.
- 6.6 It is specifically agreed that, as between the Parties, each party to this Agreement shall be individually and respectively responsible for responding to, dealing with, insuring against, defending, and otherwise handling and managing liability and potential liability pursuant to this Agreement.
- 6.7 Each party hereto reserves and does not waive any immunity or defense available to it at law or in equity as to any claim or cause of action whatsoever that may arise or result from the services provided and/or any circumstance arising under the Agreement. Neither Lockhart ISD nor the County waive, modify, or alter to any extent whatsoever the availability of the defense of

governmental immunity under the laws of the State of Texas on behalf of itself, its trustees, council members, officers, employees, and agents.

- 6.8 No term or provision of this Agreement shall benefit or obligate any person or entity not a party to it. This Agreement shall not be interpreted nor construed to give to any third party the right to any claim or cause of action, and neither the County nor Lockhart ISD shall be held legally liable for any claim or cause of action arising pursuant to, or out of the services provided under, this Agreement except as specifically provided herein or by law. The Parties hereto shall cooperate fully in opposing any attempt by any third person or entity to claim any benefit, protection, release, or other consideration under this Agreement.
- 6.9 Nothing in this Agreement shall be deemed to extend, increase or limit the jurisdiction or authority of any of the County or Lockhart ISD except as necessary to implement, perform and obtain the services and duties provided for in this Agreement. Save and except only as specifically provided in this Agreement, all governmental functions and services traditionally provided by Lockhart ISD, and all governmental and proprietary functions and services traditionally provided by the County, shall be and remain the sole responsibility of each such party.

## **Article 7**

### **TERM**

- 7.1 The initial term of this Agreement shall commence upon execution by both parties, and continue through July 31, 2023, and shall automatically renew for an annual term commencing on August 1<sup>st</sup> thereafter, unless terminated earlier, in writing, by either party.
- 7.2 If the County wishes to renew this Agreement subject to a change in Lockhart ISD's annual payment for the constables' salaries and related costs, the County shall provide Lockhart ISD with written notice of that requested change, including a revised Summary of Calculations for Costs, no later than April 1<sup>st</sup> of the calendar year. Unless Lockhart ISD notifies the County in writing of its agreement to the change in annual payment by June 15<sup>th</sup>, the Agreement between the County and Lockhart ISD shall terminate at the end of the term.
- 7.3 After the initial annual term of this Agreement, Lockhart ISD and the County will agree on the annual amount payable for the constables' salaries and related costs by executing an agreed upon Summary of Calculations for Costs.
- 7.4 This Agreement may be terminated at any time by either Party, without cause, by giving the other party a minimum of sixty (60) days written notice of its intention to terminate, such notice to be delivered by hand or U.S. Certified Mail to the other party.
- 7.5 This Agreement may be terminated by either Party, for cause, by the giving the other party a minimum of thirty (30) days written notice of its intention to terminate, such notice to be delivered by hand or U.S. Certified Mail to the other party.

- 7.6 In the event the Parties are unable to reach a mutual agreement on the terms of the Memorandum of Understanding described in Article 3 above by August 1<sup>st</sup> of the annual term, any Party will have cause to terminate its participation in the Interlocal Agreement by giving the other Parties a minimum of thirty (30) days written notice of its intention to terminate, such notice to be delivered by hand or U.S. Certified Mail to the other party.
- 7.7 Termination will not relieve Lockhart ISD of its obligation to pay the County for any amounts due and payable for services performed prior to termination. Lockhart ISD is not obligated for any costs or payments that accrue after the termination of this Agreement.

**ARTICLE 8**  
**NOTIFICATIONS**

- 8.1 All correspondence and communications regarding this Agreement shall be directed to:

COUNTY OF CALDWELL  
County Judge, Hoppy Haden  
110 S. Main St. Room 101  
Lockhart, Texas 78644

LOCKHART INDEPENDENT SCHOOL DISTRICT  
P.O. Box 120  
Lockhart, TX 78644  
Attn: Superintendent of School

- 8.2 Notices provided pursuant to this Agreement must be in writing and hand-delivered or sent by certified mail, return receipt requested.

**ARTICLE 9**  
**MISCELLANEOUS PROVISIONS**

- 9.1 If any portion of this Agreement shall be deemed void or invalid, the remaining portions of the Agreement shall continue in full force and effect.
- 9.2 This Agreement represents the entire Agreement between the Parties, and it supersedes any prior understanding or written or oral agreement relating to the subject matter herein. This Agreement may not be modified, altered, changed, or amended, except by written agreement of the Parties.
- 9.3 This Agreement shall be governed by and construed in accordance with the laws of the State of Texas, and venue shall be in Caldwell County, Texas unless otherwise mandated by law.
- 9.4 No Party shall assign or otherwise transfer its interest in this Agreement without the express written permission of the other Party.

- 9.5 This Agreement may be simultaneously executed in several counterparts, each of which shall be an original and all of which shall be considered fully executed when all parties have executed an identical counterpart, notwithstanding that all signatures may not appear on the same counterpart.
- 9.6 By the execution and delivery of this Agreement, the undersigned individuals warrant that they have been duly authorized by their governing body in order to enter into and perform the terms of this Agreement.

**IN WITNESS WHEREOF**, the parties hereto have executed this Memorandum of Understanding as of the \_\_\_\_\_ day of \_\_\_\_\_, 2022.

**COUNTY OF LOCKHART, TEXAS**

By \_\_\_\_\_  
County Judge  
Caldwell County

**ATTEST:**

By \_\_\_\_\_  
Teresa Rodriguez  
Caldwell County Clerk

**LOCKHART INDEPENDENT SCHOOL DISTRICT**

By \_\_\_\_\_  
Michael Wright, President, LISD School Board

**ATTEST:**

By \_\_\_\_\_  
Tom Guyton, Secretary, LISD School Board

**Exhibit A**

**Hourly Rates for Security Services**

1. The Parties agree that the hourly rate for security services performed by constables pursuant to this Agreement will be each individual constable's overtime rate of pay, which is time and a half of the constables normal hourly rate of pay.
2. The parties agree that that Constables will be paid by the County, and Lockhart ISD will reimburse the County as set forth in this Agreement.
3. The parties agree that the County will forward to Lockhart ISD a listing of the rates of pay of each constable who participates in this program at the beginning of each school year, and notify Lockhart ISD when any constable's rate of pay changes.

**Exhibit B**

**LISD Campuses and Facilities Where CSP Will Operate**

G.W. Carver Early Education Center

Clear Fork Elementary School

Plum Creek Elementary School

Bluebonnet Elementary School

Navarro Elementary School

Alma Brewer Strawn Elementary School

Pride High School, Lockhart Discipline Management Center, LISD Administration Building  
(all three locations secured by one Constable)



# Lockhart Independent School District Board of Trustees

Date of Board Meeting:

Agenda Item

---

AGENDA SECTION:

READING:

PREVIOUS BOARD REVIEW DATE:

TYPE OF ACTION

DEPARTMENT:

## DISTRICT GOAL(S) ALIGNMENT:

1. Create a collaborative culture of contagious ambition.
2. Expect all staff to embrace growth opportunities.
3. Empower students to seize opportunities to achieve at high levels.

AGENDA TITLE:

---

BACKGROUND INFORMATION:

ATTACHMENT(S):

RECOMMENDATION:

RECOMMENDED MOTION:

# Lockhart Independent School District Board of Trustees

Date of Board Meeting:

Agenda Item

---

AGENDA SECTION:

READING:

PREVIOUS BOARD REVIEW DATE:

TYPE OF ACTION

DEPARTMENT:

DISTRICT GOAL(S) ALIGNMENT:

1. Create a collaborative culture of contagious ambition.
2. Expect all staff to embrace growth opportunities.
3. Empower students to seize opportunities to achieve at high levels.

AGENDA TITLE:

---

BACKGROUND INFORMATION:

ATTACHMENT(S):

RECOMMENDATION:

RECOMMENDED MOTION: