



Agenda of Regular Meeting

Thursday, February 19, 2026

The Board of Trustees

Richardson ISD

A Regular Meeting of the Board of Trustees of Richardson ISD will be held Thursday, February 19, 2026, beginning at 6:00 PM in the Administration Building, 400 S. Greenville Ave, Richardson, TX 75081.

Prior to or during consideration of agenda subjects, the board will hear public comments from any member of the public who has complied with District procedures for signing up to speak. The notice for this meeting was posted on February 13, 2026.

Public Comments: - Persons wishing to address the Board must complete an online Public Comment form by signing up at <https://web.risd.org/board/public-comments/> beginning when the meeting agenda is posted through 12:00 p.m. on the day of the meeting. RISD will not accept submissions after 12:00 p.m. on the posted meeting date. Persons who do not have access to a computer to complete the Public Comment form online may contact the Board Office during normal business hours at 469-593-0403 (español 469-593-0312) for assistance. Persons wishing to speak must complete the online registration form in full and be present at the meeting to make his/her own comments during the designated time for Public Comment to be eligible to speak. Any registered speaker who is absent from the meeting at the time for Public Comment forfeits the opportunity to address the Board at that meeting.

Disruptions. Disruptive behavior will not be tolerated during a meeting. After providing at least one warning to a disruptive visitor, the presiding officer may request assistance from law enforcement officials to remove from the meeting any person who continues to disrupt the meeting by utterances or actions. A visitor who exhibits disruptive behavior in a subsequent meeting may be issued a trespass warrant. It is a criminal offense for a person, with intent to prevent or disrupt a lawful meeting, to substantially obstruct or interfere with the ordinary conduct of a meeting by physical action or verbal utterance. The subjects to be discussed or considered or upon which any formal action may be taken are listed below. Items do not have to be taken in the same order as shown on this meeting notice.

- I. **CALL TO ORDER**
 - A. Pledge of Allegiance / Moment of Silence 6
 - B. Announcements / Communications
Recognition of Schools, Students and Staff

- II. **PUBLIC HEARING**
 - A. Public Comment on Annual Performance Report
 - B. Annual Performance Report 8

III. **PUBLIC COMMENT SECTION**

Comments from visitors who submitted the form requesting to address Board Members.

- A. Agenda Related Topic
- B. Non-Agenda Related Topic

IV. **CONSENT / CONFIRMATION AGENDA ITEMS**

Submitted for Action and/or Information

A. January 15, 2026 Meeting Minutes 14
Action Item

B. Human Resources Report 21
Action/Information Item

C. Recommended Specified Best Value/Low Bids, Contracts and 26
Cumulative Purchases
Action/Information Item

Part A: New Bids - For Approval

Miscellaneous Consultant Services (SY25-26)

Commodity Discount Providers (Fall)

Commodity Discount Providers (Spring)

Investment Management Services

Part B: Bid Renewals - For Approval

Construction Audit Services

Annual Audit Services

Part C: Purchase and Contract Information (Greater than \$100,000) - For Approval

Purchases, Contracts, Contract Modifications & Change Orders:

Delcom Group - Converting campus to Interactive Flat Panels (TIPS 230901 AV)

Delcom Group - Converting campus to Interactive Flat Panels (TIPS 230901 AV)

Child's Play, Inc. - Pre-K Playground, Northwood Hills Elementary (BuyBoard 781-25)

ProFormance Systems - HPPM auditorium upgrades (EPCNT Plano ISD 2021-048)

Delcom Group-Audio/Video refresh of the three upstairs professional development rooms in the ABC Building (TIPS 230901 AV)

Part D: Interlocal Agreements, Memorandums of Understanding, and Other - For Approval

Interlocal Agreements:

None

Memorandums of Understanding:

East Texas A&M University - Preservice teachers clinical experiences

Cooperative Agreements:

Pearson Education Buy Board 784-24 (Instructional Materials for PK-12, Special Education & Career and Technology through October 31, 2026

My Fav Electronics dba Second Life Mac TIPS 250106 (Technology Solutions, Products, and Services) through May 31, 2030

Hellas Construction Inc. per 1GPA 23-01DP-03-E3 (Athletic Surfaces, Appurtenances and Minor Structures) through August 15, 2026

Parks Coffee per EPCNT McKinney 2025-05-642 (Coffee Service) through August 25, 2027

ScoreVision, LLC Buy Board 777-25 (Scoreboards, Signage and Digital Display Products and Installation Services) through September 30, 2026

Other:

None

Part E: Contracts, Contract Modifications & Change Orders: Less than \$100,000 (Information Only)

Behavior Network to provide special education services, implementing the Individualized Education Plan ("IEP") for the

Student through 05/22/2026 of the 2025 -2026 school year.

Soliant Healthcare Services LLC on behalf of Erica Norris - Fulfill all teacher responsibilities for the position assigned to on days that school is in session between January 20, 2026 and May 22, 2026, including but not limited to: planning and providing instruction, assisting with students' personal care needs, preparing Individual Education Programs (IEPs) and attending Admission Review Dismissal (ARD) committee meetings, and participating in campus team meetings and staff development.

Soliant Healthcare Services LLC on behalf of Brandi Myles - Occupational Therapist: to provide support to Richardson ISD's Occupational Therapy Team including but not limited to collaboration with campus teams, direct and indirect occupational therapy, writing Individualized Education Plans, updating progress and attendance in Admission, Review and Dismissal meetings through May 22, 2026.

Creative Healing and Counseling PLLC on behalf of Monica Salinas - Special Education Counselor to provide support to RISD's evaluation staff including but not limited to therapy, educational assessments, report writing, and attendance of Admission Review and Dismissal (ARD) committee meetings through April 8, 2026.

Bilingual Speech Services LLC on behalf of Cristina Martinez - to provide support to District Speech Language Pathology Team including but not limited to collaboration with campus teams, attendance to Multi-Tiered Support Systems meeting, comprehensive speech language therapy, writing Individualized Education Program, completing evaluations, updating progress and attendance of Admission, Review and Dismissal meetings through June 4, 2026.

TeamBuildr - Subscription and license (ratified)

Part F: Cumulative Purchases - Information Only

Cumulative Purchases from Qualified Vendors:

1GPA

ALLIED STATES (Region 19)

BUYBOARD - Texas Association of School Boards

CPGPC - Choice Partners

CTPA

DIR - State of Texas Department of Information Resources

EPCNT - Education Purchasing Cooperative of North Texas

MRPC

SOURCEWELL - Sourcewell (previously NJPA)

OMNIA Partners - TCPN/IPA/US Communities

TIPS - The Interlocal Purchasing System

TPASS - Texas Procurement and Support Services

EQUALIS

D.	Schedule of Upcoming Bids	34
	Information Item	
E.	Bond Expenditure Report	36
	Information Item	
F.	Budget Status Report	40
	Action Item	
G.	Quarterly Investment Report	47
	Action Item	
H.	No Kid Hungry Grant to Fund Grab & Go Breakfast Option	72
	Information Item	
I.	Approval and Ratification of Contracts Presented - February	73
	Action Item	
J.	Authorization to Negotiate & Enter into Contracts Presented - February	
	Action Item	

	K. Approve the Delay of Teacher Certification Requirements Plan Action Item	76
	L. Approval of Collin County - DPS - RISD Mutual Aid Agreement Action Item	
	M. Approval of Independent Sources of Instruction for the Training of Investment Officers Action Item	78
V.	ACTION / INFORMATION ITEMS	
	A. Consider and Approve Gifts Action Item	80
	B. Vote on Resolution Regarding a Period of Prayer and Reading of Religious Text During the School Day Action Item	82
	C. Approval of Apollo Junior High Guaranteed Maximum Price (GMP) -1 Action Item	84
	D. Inclement Weather Days Plan Information Item	94
	E. Approval of Missed School Days Waiver Action Item	95
	F. Approval of Compensation for Non-Exempt Employees on Days of District Closure Action Item	96
	G. 2025-2026 District Demography Report Information Item	98
	H. Middle of Year MAP & North Star Goal Update Information Item	136
	I. 26-27 Budget Discussion Information Item	155
	J. Discuss Revisions and Additions to Board Policies: •BE (LOCAL) - Board Meetings •BED (LOCAL) - Board Meetings: Public Participation •FEF (LOCAL) - Attendance: Released Time Information Item	184
	K. Discussion of Recently Attended or Upcoming Conferences and Meetings Information Item	
VI.	CLOSED MEETING If, during the course of the meeting, the Board of Trustees should determine that a closed session is required, the Board will conduct a closed meeting in accordance with the Texas Open Meetings Act, Texas Government Code, including but not limited to Section 551.071-Consultation with Attorney and 551.074 - Personnel Matters.	
VII.	RECONVENE Open Meeting to vote on matters considered in Closed Meeting, if applicable.	
VIII.	ADJOURNMENT	

If, during the course of the meeting, discussion of any item on the agenda should be held in a closed meeting, the board will conduct a closed meeting in accordance with the Texas Open Meetings Act, Government Code, Chapter 551, Subchapters D and E or Texas Government Code section 418.183(f). Before any closed meeting is convened, the presiding officer will publicly identify the section or sections of the Act authorizing the closed meeting. All final votes, actions, or decisions will be taken in open meeting. [See BEC(LEGAL)]

The background of the image is a waving American flag. The stars and stripes are clearly visible, with the blue field of stars on the left side of the frame. The text is overlaid on the right side of the flag.

**I pledge allegiance
To the Flag of the
United States of America,
and to the Republic
for which it stands,
one Nation under God,
indivisible, with liberty
and justice for all.**

The background of the image is the Texas state flag, featuring a blue field with a white five-pointed star on the left, and a white and red field on the right. The text is overlaid on the right side of the flag.

**Honor the Texas flag;
I pledge allegiance
to thee, Texas,
one state under God,
one and indivisible.**

BOARD OF TRUSTEES
Richardson Independent School District
Richardson, Texas

Date: February 19, 2026

Department: Accountability and Continuous Improvement

Submitted by: Tabitha Branum, Superintendent
Gina Ortiz, Senior Executive Director of
Accountability and Continuous Improvement

PUBLIC HEARING / ACTION ITEM

PUBLIC HEARING: 2024-2025 RISD Annual Performance Report

BACKGROUND INFORMATION: In accordance with § 39.306 of the Texas Education Code, the Board of Trustees of the Richardson Independent School District shall publish an annual report describing the educational performance of the district and of each campus in the district that includes uniform student performance and descriptive information as described in the statute and additional rules issued by the Commissioner of Education. The 2024-2025 Richardson Independent School District Annual Performance Report (RISD Annual Performance Report) is comprised of a compilation of information provided directly by the Texas Education Agency as well as some customized RISD reports. Contained in the annual report documents are the Texas Academic Performance Reports (TAPR) for the district and for each campus, the improvement plans for the district and each campus, and other district-developed reports which communicate information pertinent to district goals and expectations.

The Board of Trustees shall hold a hearing for public discussion of this report. The district provided notice of the public hearing to property owners and parents/guardians of district students through the district website. After the hearing, the report shall be widely disseminated within the district. A copy of these reports will be distributed via the RISD website. Principals and organizational managers will make the RISD Annual Performance Report available for preview at any time during school/office hours. Additional copies of the report may be reviewed and/or purchased at the Office of Records Management.

SUPERINTENDENT'S RECOMMENDATION:

The Superintendent recommends that the Board of Trustees of the Richardson Independent School District approve the 2024 – 2025 Annual Performance Report.

RESOLUTION

WHEREAS, each local educational agency (LEA) shall publish an annual report describing the educational performance of the district and of each campus in the district as provided under Section 39.306 of the Texas Education Code; and

WHEREAS, the Board of Trustees shall hold a hearing for public discussion of the report; and

WHEREAS, after the hearing, the report shall be widely disseminated within the district; and

WHEREAS, the Board of Trustees' goals clearly articulate high academic expectations and opportunities for student engagement, delivery of a profound curriculum designed to extend the learning of all students, high performing, student-focused teachers, and effective District operations with information about these goals included in this report;

THEREFORE, BE IT RESOLVED that the Board of Trustees of the Richardson Independent School District approves the 2024-2025 Richardson Independent School District Annual Performance Report.



BOARD OF TRUSTEES RICHARDSON INDEPENDENT SCHOOL DISTRICT

Procedures for Public Comments During Board Meetings

The Board of Trustees of the Richardson Independent School District welcomes members of the public to its meetings. The purpose of meetings is to allow trustees to conduct the business of the District. Although Board meetings are held in public, they are not public meetings and the public does not have a right to participate except as provided by the Board. The Board offers a limited open forum at meetings through its Public Comment Sections to provide opportunities for members of the public to convey information to the Board.

The Board adopted the following procedures concerning public comments to facilitate the efficient operation of meetings:

Public Comment Section

- The Board of Trustees will include a Public Comment Section on the posted Agenda for each meeting. The Board holds regular monthly business meetings each month of the year, excluding July. Business meetings typically are scheduled for the first Thursday of the month. The Board schedules work sessions to address topics of study or as other needs arise. The Board reserves the third Thursday of each month for work sessions, but they also may be scheduled at any other time when a need arises. The Board reserves the right to schedule or reschedule meetings as necessary to meet the operational needs of the District. A written Agenda is posted for each Board meeting at least 72 hours before the meeting is scheduled. If an Emergency Meeting is authorized, an agenda will be posted at least one hour before the meeting is scheduled.

The Public Comment Section for agenda-related topics ordinarily will be placed on the Agenda just prior to the first business item on the Agenda. Where appropriate for efficient meeting management, the section for comments related to non-agenda topics may be placed on the Agenda after other action and information items. A speaker who attempts to address a non-agenda related topic during any period reserved for agenda-related topics is engaging in disruptive behavior. The speaker must stop his or her comments when directed.

- When necessary for effective meeting management, to accommodate large numbers of individuals wishing to address the Board at a meeting, or when otherwise advisable to accommodate specific circumstances, the Board delegates to the presiding officer the authority to make adjustments to these public comment procedures. Such adjustments may include, without limitation, adjusting when public comment will occur during a meeting, reordering agenda items, deferring public comment on non-agenda items, continuing an agenda item to a later meeting, temporarily revising public comment procedures as necessary if a meeting is conducted via videoconference, providing expanded opportunity for public comment, or establishing an overall time limit for public comments and adjusting the time allotted to each speaker.

Speaker Topics

- Regular Business Meetings. Speakers may comment on specific Agenda items, as well as matters not on the posted Agenda (i.e. non-agenda items), during the Public Comment Section at regular business meetings.
- Work Sessions or Other Called Meetings. Speakers may comment only on specific agenda items during the Public Comment Section at work sessions and other called meetings.
- Public Hearings. When RISD gives notice of a public hearing, speakers may complete a separate online public comment form for the public hearing. Speakers may only comment on the specific topic noticed for the public hearing. All other rules noted herein apply to comments during a public hearing.

Public Comment Form

- Persons wishing to address the Board must complete an online Public Comment form by signing up at the designated registration form link on the District's website beginning when the meeting agenda is posted through 12:00 p.m. on the day of the meeting. RISD will not accept submissions after 12:00pm on the posted meeting date. Persons wishing to speak must complete the designated registration form in full and be present at the meeting to make his/her own comments during the designated time for Public Comment to be eligible to speak. Any registered speaker who is absent from the meeting at the time for Public Comment forfeits the opportunity to address the Board at that meeting.
- In addition to identifying information, each speaker must indicate the specific Agenda item about which he or she wishes to comment and/or identify the non-Agenda topic of the comments.
- If RISD gives notice of a public hearing, it will provide a separate designated registration form link on the District's website for the public hearing that persons who wish to speak must complete. Individuals will be able to register beginning when the meeting agenda for

the public hearing is posted through 12:00 p.m. on the day of the meeting. RISD will not accept comment cards after 12:00pm on the posted meeting date.

- Persons who do not have access to a computer to complete the Public Comment form online may contact the Board Office at 469-593-0403 for assistance. The online form is required to be completed by no later than 12:00 pm on the day of the posted meeting.

Written Materials

- A speaker who wishes to provide written materials to the Board of Trustees must bring at least nine (9) copies of the materials to the Board meeting. A copy of the materials will be provided to the trustees before the speaker is called. The speaker may not distribute materials when he or she is called to speak.

Time

- Each speaker is limited to a total of three* minutes and a speaker may not use time of another speaker to extend his or her comment period. Note: A speaker who addresses the Board through a translator will have six* minutes to present comments to ensure that non-English speakers receive the same opportunity to address the Board.
- Staff will set a three*-minute digital timer for each speaker. The speaker shall end his or her comments when the timer expires. Any speaker who fails to stop speaking and yield the podium at the end of his or her allotted time is considered out of order and may be escorted from the podium and/or asked to leave the meeting.
(*Unless the comment period has been limited as provided herein.)

Single comment

- A speaker may complete one online Public Comment form for each meeting. A speaker who comments during a public hearing is not ineligible to speak during the regular public comment period.

Protocol for Speakers

- The Board Secretary will call the name of each speaker who has submitted a public comment card and state the topic(s) on which the individual has registered to speak.
- Each speaker should approach the podium when his or her name is called. An adjustable microphone is affixed to the podium in the Auditorium. The speaker should clearly state his or her name and the school or school(s) the speaker's children attend or have attended before beginning to comment.
- The Board will not engage in dialogue with a speaker. Specific factual information or reference to an existing policy may be furnished in response to inquiries or statements. The Board cannot deliberate or make a decision on any subject that is not on the Agenda.
- The public comment period is not the appropriate forum for presentation of formal complaints. RISD maintains a formal grievance policy to address complaints. The Board will only consider formal complaints that remain unresolved after they have been addressed through proper administrative channels and when they have been placed on the Agenda. Attacks of a personal nature against Board members, RISD staff, students, or other citizens by name or unique title will not be allowed or tolerated. Speakers who wish to make a complaint regarding an employee should comply with the appropriate complaint policy. (DGBA – Employee Complaints; FNG – Student/Parent Complaints; GF – Public Complaints). Complaint policies are available on the RISD website.
- Remarks or other conduct that disrupt the meeting are considered out of order and will not be allowed. Visitors and staff must listen quietly and respectfully during the public comment section whether they agree or disagree with a speaker's message. It is not appropriate for staff or visitors to clap, cheer, boo, display banners, or otherwise engage in disruptive conduct. Persons who disrupt the meeting will be cautioned to observe meeting rules. Persons who persist in disrupting the meeting may be removed from the meeting.

Consent for Online Publication

RISD may audio and video record its meetings. A person who chooses to speak during the Public Comment Section is consenting to the online audio/video publication of his or her comments.

Reasonable Accommodation and Translation

Persons desiring to make a public comment who need reasonable accommodations of a disability or who require a language translator should contact the Board office at 469-593-0403 in advance of the meeting to request assistance.

Approved: September 15, 2022



JUNTA DIRECTIVA DISTRITO ESCOLAR INDEPENDIENTE DE RICHARDSON

Procedimientos para los comentarios del público durante las reuniones de la Junta Directiva

La Junta Directiva del Distrito Escolar Independiente de Richardson da la bienvenida a los miembros del público a sus reuniones. El propósito de las reuniones es permitir a los miembros de la Junta conducir los negocios del Distrito. Aunque las reuniones de la Junta Directiva se celebran en público, no son reuniones públicas y el público no tiene derecho a participar, salvo lo dispuesto por la Junta. La Junta ofrece un foro abierto limitado en las reuniones a través de su Sección de Comentarios Públicos para proporcionar oportunidades a los miembros del público para transmitir información a la Junta.

La Junta Directiva adoptó los siguientes procedimientos relativos a los comentarios del público para facilitar el funcionamiento eficiente de las reuniones:

Sección de comentarios del público

- La Junta Directiva incluirá una sección de comentarios del público en el orden del día de cada reunión. La Junta celebra reuniones mensuales de trabajo todos los meses del año, excepto julio. Las reuniones de trabajo suelen celebrarse el primer jueves de cada mes. La Junta Directiva programa sesiones de trabajo para tratar temas de estudio o cuando surgen otras necesidades. La Junta se reserva el tercer jueves de cada mes para las sesiones de trabajo, pero también pueden programarse en cualquier otro momento cuando surja una necesidad. La Junta se reserva el derecho de programar o reprogramar las reuniones según sea necesario para satisfacer las necesidades operativas del Distrito. Se publica una agenda por escrito para cada reunión de la Junta Directiva al menos 72 horas antes de su realización. Si se autoriza una reunión de emergencia, se publicará una agenda al menos una hora antes de la fecha de la reunión.

La sección de comentarios del público para los temas relacionados con la agenda se incluirá normalmente en la agenda justo antes del primer punto de la misma. Cuando sea conveniente para una gestión eficaz de la reunión, la sección de comentarios relacionados con temas no incluidos en la agenda podrá incluirse después de otros puntos de acción e información. Un orador que intente abordar un tema no relacionado con la agenda durante cualquier período reservado para los temas relacionados con la agenda está incurriendo en un comportamiento perturbador. El orador deberá interrumpir sus comentarios cuando se le indique.

- Cuando sea necesario para la gestión eficaz de la reunión, para dar cabida a un gran número de personas que deseen dirigirse a la Junta en una reunión, o cuando sea aconsejable para adaptarse a circunstancias específicas, la Junta delega en el presidente la autoridad para hacer ajustes a estos procedimientos de comentarios del público. Dichos ajustes pueden incluir, sin limitación, la adaptación del momento en que se producirán los comentarios del público durante una reunión, la reordenación de los puntos del orden del día, el aplazamiento de los comentarios del público sobre los puntos no incluidos en el orden del día, la continuación de un punto del orden del día para una reunión posterior, la revisión temporal de los procedimientos de comentarios del público según sea necesario si una reunión se lleva a cabo a través de videoconferencia, la ampliación de las oportunidades para los comentarios del público, o el establecimiento de un límite de tiempo general para los comentarios del público y el ajuste del tiempo asignado a cada orador.

Temas de los oradores

- Reuniones ordinarias de trabajo. Los oradores podrán hacer comentarios sobre puntos específicos de la agenda, así como sobre asuntos que no figuren en la agenda (es decir, puntos no incluidos en la agenda), durante la sección de comentarios del público en las reuniones ordinarias de trabajo.
- Sesiones de trabajo u otras reuniones convocadas. Los oradores sólo pueden comentar puntos específicos de la agenda durante la sección de comentarios del público en las sesiones de trabajo y otras reuniones convocadas.
- Audiencias públicas. Cuando RISD notifica una audiencia pública, los oradores pueden completar un formulario de comentarios públicos en línea separado para la audiencia pública. Los oradores sólo pueden hacer comentarios sobre el tema específico anunciado para la audiencia pública. Todas las demás normas indicadas aquí se aplican a los comentarios durante una audiencia pública.

Formulario de comentarios públicos

- Las personas que deseen dirigirse a la Junta deben llenar un formulario de comentarios públicos en línea inscribiéndose en el enlace del formulario de registro designado en la página web del Distrito a partir del momento en que se publique la agenda de la reunión y hasta las 12:00 p.m. del día de la reunión. RISD no aceptará presentaciones después de las 12:00 p.m. de la fecha de la reunión publicada. Las personas que deseen hacer uso de la palabra deben completar el formulario de registro designado en su totalidad y estar presentes en la reunión para hacer sus propios comentarios durante el tiempo designado para los Comentarios Públicos para tener derecho a hablar. Cualquier orador registrado que se ausente de la reunión a la hora de los Comentarios Públicos perderá la oportunidad de dirigirse a la Junta en esa reunión.
- Además de la información de identificación, cada orador debe indicar el punto específico del orden del día sobre el que desea

comentar y/o identificar el tema no incluido en el orden del día de los comentarios.

- Si RISD avisa de la celebración de una audiencia pública, proporcionará un enlace a un formulario de registro designado por separado en el sitio web del Distrito para la audiencia pública que las personas que deseen intervenir deberán rellenar. Las personas podrán inscribirse a partir del momento en que se publique el orden del día de la audiencia pública hasta las 12:00 horas del día de la reunión. El RISD no aceptará tarjetas de comentarios después de las 12:00 p.m. de la fecha de la reunión anunciada.
- Las personas que no tengan acceso a una computadora para completar el formulario de comentarios públicos en línea pueden comunicarse con la Oficina de la Junta al 469-593-0403 para obtener ayuda. El formulario en línea debe completarse antes de las 12:00 p.m. del día de la reunión publicada.

Materiales escritos

Un orador que desee proporcionar materiales escritos a la Junta Directiva debe traer al menos nueve (9) copias de los materiales a la reunión de la Junta. Se proporcionará una copia de los materiales a los miembros de la Junta antes de que el orador sea convocado. El orador no podrá distribuir materiales cuando sea llamado a hablar.

Tiempo

- Cada orador está limitado a un total de tres* minutos y un orador no puede utilizar el tiempo de otro orador para extender su período de comentarios. Nota: Un orador que se dirija a la Junta a través de un traductor dispondrá de seis* minutos para presentar sus comentarios a fin de garantizar que las personas que no hablan inglés tengan la misma oportunidad de dirigirse a la Junta.

- El personal pondrá un reloj digital de tres* minutos para cada orador. El orador terminará sus comentarios cuando el tiempo expire. Cualquier orador que no deje de hablar y ceda el podio al final de su tiempo asignado se considerará fuera de lugar y podrá ser escoltado del podio y/o se le pedirá que abandone la reunión.

(*A menos que el período de comentarios se haya limitado según lo dispuesto en el presente documento).

Un solo comentario

Un orador puede completar un formulario de comentarios públicos en línea para cada reunión. Un orador que comente durante una audiencia pública no podrá intervenir durante el periodo de comentarios públicos regular.

Protocolo para los oradores

- La secretaria de la Junta llamará por su nombre a cada orador que haya presentado una tarjeta de comentarios públicos e indicará el tema o temas sobre los que se ha inscrito para hablar.
- Cada orador deberá acercarse al podio cuando se diga su nombre. En el podio del Auditorio hay un micrófono ajustable. El orador debe decir claramente su nombre y la escuela o escuelas a las que asisten o han asistido sus hijos/as antes de comenzar a comentar.
- La Junta no entablará un diálogo con el orador. En respuesta a las preguntas o declaraciones, se puede proporcionar información específica sobre los hechos o hacer referencia a una política existente. La Junta no puede deliberar ni tomar una decisión sobre ningún tema que no figure en la agenda.
- El período de comentarios públicos no es el foro apropiado para la presentación de quejas formales. El RISD mantiene una política de quejas formales para atenderlas. La Junta sólo considerará las quejas formales que queden sin resolver después de que se hayan abordado a través de los canales administrativos adecuados y cuando se hayan incluido en el orden del día. No se permitirán ni tolerarán los ataques de carácter personal contra los miembros de la Junta, el personal de RISD, los estudiantes u otros ciudadanos por su nombre o título. Los oradores que deseen presentar una queja sobre un empleado deberán cumplir con la política de quejas correspondiente. (DGBA - Quejas de empleados; FNG - Quejas de estudiantes/padres; GF - Quejas del público). Las políticas de quejas están disponibles en la página web de RISD.
- Los comentarios u otras conductas que perturben la reunión se consideran fuera de lugar y no se permitirán. Los visitantes y el personal deben escuchar en silencio y con respeto durante la sección de comentarios del público, tanto si están de acuerdo como si no lo están con el mensaje del orador. No es apropiado que el personal o los visitantes aplaudan, chiflen, abucheen, muestren pancartas o adopten cualquier otra conducta perturbadora. Las personas que perturben la reunión serán amonestadas para que respeten las normas de la misma. Las personas que persistan en perturbar la reunión podrán ser expulsadas de la misma.

Consentimiento para la publicación en línea

RISD puede grabar sus reuniones en audio y vídeo. Una persona que elija hablar durante la Sección de Comentarios Públicos está consintiendo la publicación en línea de sus comentarios en audio y vídeo.

Acomodación razonable e interpretación

Las personas que deseen hacer un comentario público y que necesiten adaptaciones razonables de una discapacidad o que requieran un traductor de idiomas deben ponerse en contacto con la oficina de la Junta al 469-593-0403 antes de la reunión para solicitar asistencia.

BOARD OF TRUSTEES
Richardson Independent School District
Richardson, Texas

Date: February 19, 2026

Department: Board of Trustees Office

Submitted by: Viri Gutierrez, Administrative Manager - Board Relations

ACTION ITEM

TOPIC: Minutes of January 15, 2026, Board Meeting

BACKGROUND INFORMATION

Minutes recorded on above date(s).

SUPERINTENDENT'S RECOMMENDATION

The Superintendent recommends that the Board of Trustees approve the minutes of the 2026 meeting(s) listed above.

RICHARDSON INDEPENDENT SCHOOL DISTRICT
Board of Trustees
January 15, 2026

The Board of Trustees of the Richardson Independent School District met in a Regular Meeting at 6:04 P.M. in the Administration Building, 400 South Greenville Avenue, Richardson, Texas with the following present: Mr. Chris Poteet, President; Ms. Rachel McGowan, Vice President; Mrs. Debbie Rentería, Secretary; Ms. Regina Harris, Mrs. Vanessa Pacheco, Mrs. Megan Timme and Mr. Eric Eager. As well as Mrs. Tabitha Branum, Superintendent; Ms. Leticia McGowan, General Counsel; Mr. Mike Jasso, Assistant Superintendent of Operations; Dr. Chris Goodson, Assistant Superintendent of Human Resources; Dr. Kristin Leeper, Assistant Superintendent of Teaching and Learning; Mr. David Pate, Assistant Superintendent of Finance and Support Services; Dr. Melissa Heller, Assistant Superintendent of Strategy and Engagement; Mr. Henry Hall, Assistant Superintendent of Technology, and Dr. Matthew Gibbins, Assistant Superintendent of Administrative Services.

Present

None

Absent

Mr. Chris Poteet, welcomed Leadership students from Westwood Junior High, Addison Davis, Jordan Torres, Isaiah Titus, Savannah Clayton, and Ezra Hernandez, to help lead the pledges of Allegiance.

Pledges of Allegiance

Dr. Melissa Heller presented the recognitions listed below.
The Board recognized the following:

Recognitions

Special Recognition

- School Board Recognition Month

Partner Recognitions

- Whataburger & RISD Education Foundation- Book Vending Machine at Stults Road Elementary
- Unity Behavioral Health - Paloma Ramos, Selene Hammon, Kevin Miles - Coat Drive

Staff Recognitions

- Christina Fuller, PE Teacher, MHE - Texas Elementary PE Teacher of the Year
- Teach Plus Leadership Fellowship Program -
 - De'Quan Browne-Schmidt and Ashley Shockley - Audelia Creek
 - Ashleigh Edney and Sarah Jaber - MST
 - Brandi Jackson - Arapaho Classical Magnet
 - Barby Coulter and Brian Harper - Berkner HS
 - Abbey Rosenbaum - Pearce HS
 - Sara Hall and Kristin Haney - Dover

Student Recognitions

- Atlee Hargrave, Sophomore, PHS - Miss Richardson Teen
- Football 25-26 Academic All-State-
 - Wilson Dorminy, Lake Highlands HS, All-State Academic Football
 - Benjamin Bonner, Lake Highlands HS, All-State Academic Football
 - Peyton Nicholson, Lake Highlands HS, All-State Academic Football
 - Wright Morris, Lake Highlands HS, All-State Academic Football
 - Copeland Greenberg, Lake Highlands HS, All-State Academic Football
 - Brody Hollowell, Lake Highlands HS, All-State Academic Football
 - J.T. Self, Lake Highlands HS, All-State Academic Football
 - Mason Holman, Lake Highlands HS, All-State Academic Football
 - Gabriella Castillo, Lake Highlands HS, All-State Academic Football
 - Stella Jeakins, Lake Highlands HS, All-State Academic Football
 - Michael Klein, Lake Highlands HS, All-State Academic Football
 - Lorelei Greene, Lake Highlands HS, All-State Academic Football
 - Beck Hewison, Lake Highlands H, All-State Academic Football
 - Daniel Sanders, Lake Highlands HS, All-State Academic Football
 - Jordan Kondoba, Lake Highlands HS, All-State Academic Football
 - Ethan Kincannon, Lake Highlands HS, All-State Academic Football
 - Christopher Zepeda Perez, Lake Highlands HS, All-State Academic Football
 - Barrett Meek, Lake Highlands HS, All-State Academic Football
 - Kelvin Ejim Chinedu, Lake Highlands HS, All-State Academic Football

- Matthew Kenyon, Lake Highlands HS, All-State Academic Football
- Maithe Rodriguez, Lake Highlands HS, All-State Academic Football
- Luke Kanneman, Pearce HS, All-State Academic Football
- Lucas Thomas, Pearce HS, All-State Academic Football
- Naomi Dick, Pearce HS, All-State Academic Football
- Ethan Jamison, Pearce HS, All-State Academic Football
- Brady Servin, Pearce HS, All-State Academic Football
- Nate Kinder, Pearce HS, All-State Academic Football
- Dustin Rodriguez, Pearce HS, All-State Academic Football
- Drew Morgan, Pearce HS, All-State Academic Football
- Jackson Bandy, Pearce HS, All-State Academic Football
- Luke Casagrande, Pearce HS, All-State Academic Football
- Rylan Brown, Pearce HS, All-State Academic Football
- Evan Roseberry, Pearce HS, All-State Academic Football
- Ana Molina, Pearce HS, All-State Academic Football
- Josh Devadoss, Pearce HS, All-State Academic Football
- Lake Pardue, Pearce HS, All-State Academic Football
- Austin Griggs, Pearce HS, All-State Academic Football
- William Miltenberger, Pearce HS, All-State Academic Football
- Cam'Ron Sincere, Richardson HS, All-State Academic Football

Public Speakers-

- Euan Blackman - 26-27 Budget

Public Comment -
Regular

A motion was made by Megan Timme and seconded by Rachel McGowan, to approve the consent agenda as follows:

No. 9078
Consent Agenda

- Minutes of December 15, 2025, Meeting
- Human Resources Report
- Recommended Specified Best Value/Low Bids, Contracts and Purchases
Action/Information Item
Part A: New Bids - For Approval
Commodity Discount Providers (25-339)
Commodity Discount Provider (25-361)
Graduation Stage and Event Rentals
District-Wide Furniture Purchase and Installation
Charter Bus Services
Part B: Bid Renewals - For Approval
None
Part C: Contract Information (Greater than \$100,000) - For Approval
None
Part D: Interlocal Agreements, Memorandums of Understanding, and Other - For Approval
Interlocal Agreements:
VITA/TCE Partner Sponsor Agreement (ratified)
Memorandums of Understanding:
None
Cooperative Agreements
Texas AirSystems LLC per BuyBoard 757-24 (Facility Maintenance Equipment and Service) through November 30, 2026
HD Supply Facilities Maintenance, Ltd. per Omnia Partners 25-JH-011 (Cleaning Supplies, Equipment and Custodial Related Products, Services and Solutions) through June 30, 2027
Texas AirSystems LLC per BuyBoard 720-23 (HVAC Equipment, Supplies and Installation of HVAC Equipment) through November 30, 2026
Texas Scenic Company, Inc. per BuyBoard 752-24 (Stage and Theater Curtains, Lighting, Sound System and Supplies) through November 30, 2026
Other:
None
Part E: Contracts, Contract Modifications & Change Orders: Less than \$100,000 (Information Only)

Soliant Health, LLC, on behalf of, Natalie Pitts - Fulfill all teacher responsibilities for the position assigned to on days that school is in session between Jan. 5, 2026, and May 22, 2026, including but not limited to: planning and providing instruction, assisting with students' personal care needs, preparing Individual Education Programs (IEPs) and attending Admission Review Dismissal (ARD) committee meetings, and participating in campus team meetings and staff development.

Creative Healing and Counseling, PLLC on behalf of Monica Salinas - Special Education Counselor to provide support to RISD's evaluation staff including but not limited to therapy, educational assessments, report writing, and attendance of Admission Review and Dismissal ("ARD") committee meetings, January 6, 2026, and will continue through April 8, 2026.

Candor Consulting & Diagnostics, LLC Junida Ruth Howard - to provide support to Richardson Independent School District Evaluation staff including but not limited to educational assessment, report writing, and attendance of Admission, Review and Dismissal meetings through June 4, 2026.

*Part F: Cumulative Purchases - Information Only
Cumulative Purchases from Qualified Vendors:*

1GPA

ALLIED STATES (Region19)

BUY BOARD - Texas Association of School Boards

CPGPC - Choice Partners

CTPA

DIR - State of Texas Department of Information Resources

EPCNT - Education Purchasing Cooperative of North Texas

SOURCEWELL - Sourcewell (previously NJPA)

OMNIA Partners - TCPN/IPA/US Communities

TIPS - The Interlocal Purchasing System

TPASS - Texas Procurement and Support Services

EQUALISs

- Schedule of Upcoming Bids
- Bond Expenditure Reports
- Budget Status Report
- Monthly Financial Statements
- Approval of Revisions to Local Board Policies:
 - FNG: Student and Parent Complaints/ Grievances
 - DGBA: Employee Complaints/ Grievances
 - GF: Public Complaints
- Approval and Ratification of Contracts Presented - January
- Authorization to Negotiate and Enter into Contracts Presented - January
- ACFR with Final Single Audit for FY Ended June 30, 2025
- Delay of Teacher Certification Requirements - Approval of Application for Extension
- Approve School Library Materials Procurement List

The motion passed 7-0

Chris Poteet, Rachel McGowan, Debbie Rentería, Regina Harris, Vanessa Pacheco, Eric Eager, Megan Timme
None

Yeas

Nays

Mr. Pate, Assistant Superintendent of Finance and Support Services, presented the following gifts of \$5,000 or more:

No. 9079
Gifts

- AALC All Around Landscape & Construction donated \$42,751.05 to Lake Highlands Elementary to pay for courtyard improvements Phase II.

A motion was made by Eric Eager and seconded by Regina Harris, to approve the resolution, whereas, the Board of Trustees has considered the gifts of \$5,000 or more as listed and whereas, the Board recognizes that monetary gifts to the District will require an adjustment to the overall adopted budget; and whereas, ensuring timely and accurate financial record keeping supports the Board's Strategic Objectives and Strategies; therefore, be it resolved, that the Board of Trustees of the Richardson Independent School District accepts the gifts of \$5,000 or more as listed and approves amending the District's overall budget to reflect receipt of the monetary gifts.

The motion passed 7-0.

Chris Poteet, Rachel McGowan, Debbie Rentería, Regina Harris, Vanessa Pacheco, Eric Eager,
Megan Timme
None

Yeas

Nays

A motion was made by Debbie Rentería and seconded by Rachel McGowan to approve the Resolution 1) determining the appropriate number of armed security officers; 2) declaring a good cause exception for TEC Section 37.0814's Armed Security Officer Requirement and 3) approve the continued use of the current alternative standard with which Richardson ISD is able to comply: Resolution to Determine Appropriate Number of Armed Security Officers, Declare a Good Cause Exception for Texas Education Code Section 37.0814 Armed Security Officer Requirement; and Approve the Continued Use of the Current Alternative Standard. Whereas, Section 37.0814 of the Texas Education Code requires the board of trustees of each school district to determine the appropriate number of armed security officers for each district campus; whereas, Section 37.0814(a) of the Texas Education Code requires the board to ensure that at least one (1) armed security officer is present during regular school hours at each district campus; whereas, Section 37.0814(b) of the Texas Education Code requires that at least one (1) armed security officer at each campus be a commissioned peace officer, namely a school district peace officer; a school resource officer; or a commissioned peace officer employed as security personnel under Section 37.081 of the Texas Education Code; whereas, the Richardson ISD Board of Trustees makes the determination that at least one (1) armed security officer, as defined by law, shall be present during regular school hours at each district campus; whereas, Section 37.0814(c) of the Texas Education Code provides that if the board of trustees of a school district is unable to comply with this section, the board may claim a good cause exception if the district's noncompliance is due to the availability of funding or qualified personnel; Now , therefore, be it resolved that the Board of Trustees of Richardson Independent School District hereby determines that Richardson ISD currently ensures that at least one (1) armed security officer, as defined by law, is present during regular school hours at each district campus; be it further resolved that the Board of Trustees determines that: Any future noncompliance by the District is due to lack of available qualified personnel. The number of available law enforcement personnel is limited statewide and regionally. Richardson ISD has schools in the City of Richardson, City of Garland and City of Dallas. The City of Dallas and City of Richardson, in addition to providing SROs to Richardson ISD, are also servicing other school districts. Each law enforcement unit is currently understaffed and cannot provide additional officers to Richardson ISD. Finally, be it resolved that the Board of Trustees, having claimed a good cause exception, hereby delegates authority to the Superintendent to develop and document an alternative standard with which the district is able to comply, in accordance with Sections 37.0814(d) and (e) of the Texas Education Code.

No. 9080
Good Cause
Exception-
Authority to
establish
Alternative
Standard

The motion passed 7-0.

Chris Poteet, Rachel McGowan, Debbie Rentería, Regina Harris, Vanessa Pacheco, Eric Eager,
Megan Timme
None

Yeas

Nays

A motion was made by Vanessa Pacheco and seconded by Regina Harris to approve the Alternate Standard of using off-duty licensed peace officers to roam between two buildings; whereas, Section 37.0814(b) of the Texas Education Code requires that at least one (1) armed security officer at each campus be a commissioned peace officer, namely a school district peace officer; a school resource officer; or a commissioned peace officer employed as security personnel under Section 37.081 of the Texas Education Code; whereas, Section 37.0814(c) of the Texas Education Code provides that if the board of trustees of a school district is unable to comply with this section, the board may claim a good cause exception if the district's noncompliance is due to the availability of funding or qualified personnel; whereas, the Richardson ISD Board of Trustees found a good cause exception due to the lack of available qualified personnel at the January 15, 2026 board meeting; whereas, a board claiming a good cause exception must develop an alternative standard with which the district is able to comply; now, therefore, be it resolved that the Board of Trustees of Richardson Independent School District hereby adopts as an alternative standard the use of off-duty licensed peace officers to roam between two buildings until such time as RISD is able to hire qualified security staff for each campus.

No. 9081
Alternative
Standard under
Good Cause
Exception

The motion passed 7-0

Chris Poteet, Rachel McGowan, Debbie Rentería, Regina Harris, Vanessa Pacheco, Eric Eager,
Megan Timme
None

Yeas

Nays

A motion was made by Megan Timme and Vanessa Pacheco to approve the Guaranteed Maximum Price in the amount of \$9,352,036.00 for phase two of the natatorium renovation project. Whereas, RISD desires to procure subcontractor bids incorporating the renovation scope of work for this project with an estimated construction budget of \$11,152,036.00; and whereas, the Board approved the construction manager-at-risk construction delivery method for the renovation of this project; and whereas, this project is to address the needs identified by the Athletics Department (central and campus), Facility Services Department, and consultants for the natatoriums at both Berkner High School and J.J. Pearce High School; Therefore, be it resolved, that the Board of Trustees of the Richardson Independent School District hereby approves the Guaranteed Maximum Price in the amount of \$9,352,036.00 for phase two of the natatorium renovation project.
The motion passed 7-0.

No. 9082
BHS and PHS
Natatorium
Renovations GMP-
2

Chris Poteet, Rachel McGowan, Debbie Rentería, Regina Harris, Vanessa Pacheco, Eric Eager, Megan Timme
None

Yeas
Nays

A motion was made by Vanessa Pacheco and seconded by Eric Eager to authorize a general election to fill Single Member District Number 3 and At-Large Place 6, and approve the Election Order and Notice as presented. Whereas, the term of office for Board of Trustee members aligned with Single Member District 3 and At-Large Place 6, will expire this year; and whereas, the Board of Trustees must call regular elections no later than 78 days before the election will be held; and whereas, holding the trustee elections with the countywide general election and contracting with Dallas County Elections Department to conduct the election is consistent with applicable law and will allow the District to realize cost savings and other efficiencies which support the Board's strategic parameter to practice responsible stewardship; Therefore, be it resolved that the Board of Trustees of the Richardson Independent School District approves the Board of Trustees Election Order and Notice as presented, and as may be amended as to voting center locations by recommendation of the Dallas County Elections Department, and further authorizes the Superintendent or her designee to contract with the Dallas County Elections Department to conduct the general election as approved in the Election Order and Notice.
The motion passed 7-0.

No. 9083
May 2, 2026
Board Election

Chris Poteet, Rachel McGowan, Debbie Rentería, Regina Harris, Vanessa Pacheco, Eric Eager, Megan Timme
None

Yeas
Nays

Dr. Matthew Gibbins, Assistant Superintendent of Administrative Services, Mr. Joe Miniscalco, and Ms. Cecilia Galvan presented an update on Student Attendance. Data presented included the following key information:

Student
Attendance
Update

- ADA (average daily attendance) and DIP Goals - 96% target districtwide
- Importance of Attendance and student success
- Unexcused and Excused Notes - Importance of providing notes
- Spring Action Strategies - Data driven interventions, campus incentives, connection and outreach

The board followed with questions and comments.

At 7:49 PM, Mr. Poteet announced that the board would take a break.

Break

Mrs. Allison Davenport, Executive Director of Finance and Support Services, presented a budget presentation as it relates to what is projected for the upcoming school year. Mrs. Davenport communicated current data limitations as well as the importance of attendance regarding funding. The adopted budget vs. the estimated budget for the current school year was presented. This outlined a deficit budget for the current school year. The district continues to focus on "right-sizing" the budget and making the best financial decisions for students, families and staff. Mrs. Davenport finished by providing the budget calendar with dates that lead to the budget adoption for the 2026-2027 school year.

Budget Update

The board followed with questions, comments and thanked Mrs. Davenport for providing the board with an update regarding the budget adoption process.

Mr. Mike Jasso, Assistant Superintendent of Operations, provided an update on the District Vulnerability Assessment (DVA). This process is conducted by the Texas Education Agency, which is a standardized, on-site safety evaluation. This evaluation reviews facility access controls, emergency operations procedures, safety protocol compliance and alignment with local emergency management plans to identify vulnerabilities and to strengthen districtwide security measures. Mrs. Branum also communicated to the board that the district conducts audits as well.

District
Vulnerability
Assessment
Update

The board followed with questions and thanked Mr. Jasso for the update that was provided as well as the work to continue the safety of the students and staff.

At 8:38 p.m. Mr. Poteet announced that the board would convene to a closed session in accordance with the Texas Open Meetings Act, Texas Government Code Section 551.076 - deliberation regarding security devices and security audits, Section 551.071 - consultation with attorney and Section 551.074 - Personnel matters and duties of public officer.

Closed Session

At 11:41 p.m. the board reconvened having taken no action in closed session.

Reconvene

Mr. Poteet adjourned the meeting at 11:41 p.m. on January 15, 2026.

Adjourn

Approved as submitted on February 19, 2026.

Secretary

President

BOARD OF TRUSTEES
Richardson Independent School District
Richardson, Texas

Date: February 19, 2026

Submitted by: Christopher B. Goodson, Ed.D.
Assistant Superintendent, Human Resources

ACTION ITEM

TOPIC: Human Resources Report

BACKGROUND INFORMATION

Listed on the following pages is the Human Resources Report. Part A of this report includes the appointments of professional personnel. The Assistant Superintendent of Human Resources has reviewed this report and recommends that the Board employ the individuals listed to work in the Richardson Schools during the 2025-2026 school year under the salary schedule adopted by the Board, subject to assignment and reassignment as determined by the Superintendent.

Also submitted for your information in Part B of the Human Resources Report, are appointments of paraprofessionals and classified employees, and separations of professional, paraprofessional, and classified personnel.

SUPERINTENDENT'S RECOMMENDATION

The Superintendent recommends that the Board of Trustees approve Part A of the Human Resources Report, dated February 19, 2026.

RESOLUTION

WHEREAS, the Board of Trustees has approved the appropriate budgets and staffing allocations for the Richardson Independent School District and the following recommendations fall within those guidelines; and

WHEREAS, the appointment of highly qualified, student-focused staff supports the Board's vision, values, goals, and mission;

THEREFORE, BE IT RESOLVED, that the Board of Trustees of the Richardson Independent School District approves Part A of the Human Resources Report for February 19, 2026.

PART A: Proposed Personnel Actions Submitted for Board of Trustees' Approval

APPOINTMENTS OF PROFESSIONAL PERSONNEL:

ELEMENTARY

NAME	ASSIGNMENT	START DATE	ORGANIZATION
CANO, MARIA	TEACHER	01/14/2026	CAROLYN G BUKHAIR ELEM
CAUSEY, EMILY	TEACHER	01/05/2026	FORESTRIDGE ELEMENTARY
FAUST, JULIA	TEACHER	01/05/2026	NORTHRICH ELEMENTARY
GRABER, KATHERINE	TEACHER	12/02/2025	MARK TWAIN ELEMENTARY
JANSKY, ALEXIA	ASSOCIATE TEACHER FT	01/05/2026	STULTS ROAD ELEMENTARY
JONSON, CHARLES	SCHOOL IMPROVEMENT SPECIALIST	01/05/2026	TEACHING & LEARNING SVCS
KARAM MACCISE, JOSE	TEACHER	01/05/2026	WALLACE ELEMENTARY
MANN, JOSHUA	TEACHER	01/05/2026	NORTHLAKE ELEMENTARY
MONDRAGON, ANGELA	TEACHER	01/05/2026	BIG SPRINGS ELEMENTARY
PEDDY, PEYTON	TEACHER	01/05/2026	WALLACE ELEMENTARY
SCHAUERMANN, TRACY	TEACHER	01/20/2026	PRAIRIE CREEK ELEMENTARY
SLAUGHTER, SAGE	TEACHER	01/05/2026	RICHARDSON HEIGHTS ELEM
TAYLOR, ANTHONY	TEACHER	12/19/2025	JESS HARBEN ELEMENTARY
WILLIAMS, AKAYMA	TEACHER	01/05/2026	RISD ACADEMY

SECONDARY

NAME	ASSIGNMENT	START DATE	ORGANIZATION
HEBERT, OWEN	ASSOCIATE TEACHER FT	01/05/2026	RICHARDSON HIGH SCHOOL
JENSEN, GEORGE	TEACHER	01/05/2026	FOREST MEADOW MID SCHOOL
MATSUDA, OSAMU	TEACHER	01/05/2026	LAKE HIGHLANDS HIGH SCHOOL

CENTRAL ADMINISTRATION

NAME	ASSIGNMENT	START DATE	ORGANIZATION
None			

ADMINISTRATIVE PROFESSIONAL

NAME	ASSIGNMENT	START DATE	ORGANIZATION
O'LEARY, TAYLOR	DIAGNOSTICIAN	01/05/2026	SPECIAL STUDENT SERVICES
TRAN, MELISSA	NURSE	01/05/2026	HEALTH SERVICES

PART B: Personnel Actions Submitted for Board of Trustees' Information

APPOINTMENTS of Paraprofessional and Classified Personnel:

CLASSIFIED	DATE	POSITION	LOCATION
ALVARADO CASADO, TANYA	12/22/2025	CUSTODIAL I	NORTHRICH ELEMENTARY
ASEGD, MELESSE	01/05/2026	BUS DRIVER	TRANSPORTATION
CALDERON, ROSABETH	01/06/2026	CHILD NUTRITIONIST	LAKE HIGHLANDS ELEMENTARY
CALLANDRET, CORINNE	12/11/2025	BUS MONITOR	TRANSPORTATION
FACUNDO QUINTERO, ANA	01/28/2026	CHILD NUTRITIONIST	NORTHLAKE ELEMENTARY
MONCADA AVILA, ANGELA	01/22/2026	CUSTODIAL I	AUDELIA CREEK ELEMENTARY
NAJERA RIVAS, LUCILA	12/22/2025	CUSTODIAL I	HAMILTON PARK PACESETTER
SILEGA BELTRAN, MILADYS	01/05/2026	CUSTODIAL I	CUSTODIAL SERVICES
SMITH, HOLLY	01/06/2026	CHILD NUTRITIONIST	RISD ACADEMY
VALENCIA ANGELES, ELISA	01/20/2026	CUSTODIAL I	LAKE HIGHLANDS HIGH SCHOOL
WELLS, BIANCA	01/22/2026	CHILD NUTRITIONIST	RISD ACADEMY
PARAPROFESSIONAL	DATE	POSITION	LOCATION
AYERS, KAITLIN	01/05/2026	CLERK10MO	WHITE ROCK ELEMENTARY
BENITEZ URIETA, JOSE	01/22/2026	SPED AIDE	NORTHRICH ELEMENTARY
CARLIN, BRIESHAY	01/06/2026	SPED AIDE	BOWIE ELEMENTARY
ENDERICA, SOFIA	01/05/2026	SECRETARY I	CAROLYN G BUKHAIR ELEM
ESPERICUETA MARTINEZ, LESLIE	12/11/2025	SPED AIDE	BRENTFIELD ELEMENTARY
FELIPE-PASTENES, ZAYDE	12/18/2025	SPED AIDE	BIG SPRINGS ELEMENTARY
HICKS, JASMINE	01/05/2026	AIDE I	LITTLE MUSTANGS CLA
KHAN, AMNA	01/05/2026	AIDE I	LITTLE MUSTANGS CLA
MOKLEBUST, NATALYE	01/12/2026	SITE COORDINATOR I	WALLACE ELEMENTARY
MOTT, ARIJONIKA	01/06/2026	AIDE I	RISD ACADEMY
NEITHER, MICHELLE	01/12/2026	SITE COORDINATOR I	BRENTFIELD ELEMENTARY
NORRIS JOHNSON, DAEDRIA	01/21/2026	SECRETARY I	LAKE HIGHLANDS MID SCHOOL
PRICHARD, HANNAH	01/05/2026	EXECUTIVE ASSISTANT I	PARKHILL JUNIOR HIGH
RIVERA, LYDIA	01/13/2026	SPED AIDE	BRENTFIELD ELEMENTARY
RODRIGUEZ ALVARADO, ALMA	01/05/2026	AIDE I	LITTLE RAMS/WILDCATS CLA
RODRIGUEZ, SANJUANA	01/05/2026	SPED AIDE	YALE ELEMENTARY
TARPLEY, TARSHUA	01/05/2026	AIDE I	BOWIE ELEMENTARY

CONTINUED APPOINTMENTS of Paraprofessional and Classified Personnel:			
PARAPROFESSIONAL	DATE	POSITION	LOCATION
THORNTON, YALONNA	01/05/2026	SPED AIDE	LAKE HIGHLANDS ELEMENTARY
VAUGHN, JOHANNA	01/16/2026	SPED AIDE	FORESTRIDGE ELEMENTARY

PART B: Personnel Actions Submitted for Board of Trustees' Information

SEPARATIONS OF PERSONNEL:

PROFESSIONAL/ CLASSIFIED/PARA- PROFESSIONAL	NAME	ASSIGNMENT/ SUBJECT/GRADE	LOCATION	DATE EFFECTIVE	RISD TENURE
CLASSIFIED	ALVA, ARMANDO	VEHICLE MECHANIC	TRANSPORTATION	1/30/2026	1
CLASSIFIED	BA MATRAF, NASRAH	CHILD NUTRITIONIST	PARKHILL JUNIOR HIGH	12/19/2025	9
PARAPROFESSIONAL	BAHT ISRAEL, SIMCHA	SPED AIDE	BRENTFIELD ELEMENTARY	12/22/2025	4
CLASSIFIED	BLACKSHEAR, TAYLOR	CHILD NUTRITIONIST	BRENTFIELD ELEMENTARY	1/12/2026	0
CLASSIFIED	CARCAMO, MARIA	CHILD NUTRITION ASST MGR	APOLLO JUNIOR HIGH	1/30/2026	11
CLASSIFIED	CRISE, NOAH	GROUNDS IV	GROUNDS	1/16/2026	8
PARAPROFESSIONAL	CROCKETT, PATRICIA	SPED AIDE	LAKE HIGHLANDS HIGH SCHOOL	1/9/2026	23
CLASSIFIED	DAVIS, RAEKWON	BUS MONITOR	TRANSPORTATION	1/21/2026	2
CLASSIFIED	FAYSSA, ANENI	CHILD NUTRITIONIST	AUDELIA CREEK ELEMENTARY	1/15/2026	2
CLASSIFIED	FRANCE, ALICE	CHILD NUTRITION MANAGER I	LAKE HIGHLANDS ELEMENTARY	1/22/2026	5
CLASSIFIED	GEBREMEDHIN, EYOB	BUS DRIVER	TRANSPORTATION	1/22/2026	6
PARAPROFESSIONAL	HAMILTON, PHELESHA	SPED AIDE	FOREST LANE ACADEMY	1/22/2026	0
CLASSIFIED	LY, HUONG	CUSTODIAL I	AUDELIA CREEK ELEMENTARY	1/30/2026	12
PARAPROFESSIONAL	RODRIGUEZ BUGARIN, NOELIA	AIDE I	RISD ACADEMY	1/8/2026	1
CLASSIFIED	SHIRLEY, GIRNECIA	CHILD NUTRITIONIST	BRENTFIELD ELEMENTARY	1/16/2026	0
CLASSIFIED	WILLIAMS, MICHAEL	SECURITY OFFICER	SAFETY & SECURITY	1/21/2026	2

BOARD OF TRUSTEES
Richardson Independent School District
Richardson, Texas

Date: February 19, 2026

Submitted by: David Pate, Assistant Superintendent of Finance & Support Services

INFORMATION AND ACTION ITEM

TOPIC: Specified Best Value/Low Bids, Contracts, and Cumulative Purchases

BACKGROUND INFORMATION:

Bids for the items listed in Part A on the attached sheets were advertised and received for opening in the RISD Purchasing Department. The bid(s) listed under Part A are recommended for acceptance as the lowest responsive bid(s) or other qualifying bid that meets specifications and provides the best value to the District. If the lowest responsive bid does not fall within the budgeted amount for the item, supportive justification and information has been requested and may be made available.

Bids listed in Part B reflect vendors recommended for renewal of an existing bid that was originally approved as providing the best value/lowest responsive bid for the district.

Part C sets out purchases, contracts, contract modifications, and any contract change orders recommended for approval. The amount of items listed in Part C exceeds \$100,000. Purchases and contract(s) for the goods and services reflected under Part C have been reviewed and negotiated, where appropriate. Each contract is within the budgeted amount for the item, category, or service. As indicated, certain purchases and contracts have been renegotiated, modified, or otherwise changed. Any such changes recommended are within budgeted amounts.

Part D reflects Interlocal Agreements or other Memorandums of Understanding that address agreements and understandings between other local governmental entities or certain nonprofit organizations. These items are recommended for the Board's approval.

Part E is provided for the Board's information. The items reflected in this section involve contract amounts of less than \$100,000. Board policy CH (Local) delegates purchasing authority to the Superintendent for expenditure of budgeted amounts for goods and services under \$100,000.

Part F is provided for the Board's information. This section provides information about cumulative purchases from state-approved vendors under contracts or buying

cooperative agreements that the Board already has approved. All such purchases have been made through established District procedures to ensure that the purchase provided the best buy at the lowest available price.

SUPERINTENDENT'S RECOMMENDATION:

The Superintendent recommends that the Board approve the items recommended under Parts A, B, C, and D. The items in Parts E and F are provided for the Board's information.

PROPOSED RESOLUTION

Whereas, in compliance with state purchasing and procurement requirements and other applicable law, the RISD Purchasing Department, in collaboration with the end-user departments, has solicited, received, opened, and considered responsive bids for contracts to procure various goods and services required for District operations and has made recommendations for the acceptance and approval of bids and contracts that provide the best value to the District; and

WHEREAS, the district has collaborated with other local government entities to develop Interlocal Agreements and Memoranda of Understanding to obtain goods or share services; and

WHEREAS, the District has made cumulative purchases from previously qualified vendors in accordance with applicable procedures for services and has entered into contracts for goods and services within the Superintendent's delegated purchasing authority; and

WHEREAS, effective management of the District's purchasing and acquisition processes supports the Board's strategic objectives and strategies; now

THEREFORE, BE IT RESOLVED, that the Board of Trustees of the Richardson Independent School District accepts, and/or approves the recommended bids, contracts, and Interlocal Agreements and Memoranda of Understanding set out in Parts A, B, C, and D on the attached pages.

Board Agenda February 19, 2026

PART A - New Bids -- For Approval

Bid Number	Description	Recommended Vendor	Amount	Budgeted Amount	Number of Responses	Number Of No Bid Responses	Bids Sought
25-344	Miscellaneous Consultant Services (SY25-26)	Cheers For Change - Afterschool Program Demi Words LLC dba Giving Ledger - Prof. Staff Development MasterWord Services, Inc - Translation Services Phys Ed In Motion, Inc dba In-Line Skating 101 - in-line skating program Victorious Insight Capital, LLC			5		
25-339	Commodity Discount Providers (Fall)	Patterson Veterinary Supply, Inc.					
25-361	Commodity Discount Providers (Spring)	Crawford Electric Co., LLC Dallas Ecological Foundation dba Outdoors Tomorrow Foundation J. Sweigart Inc dba BDJtech Mick and David Enterprises Inc. Telo AI Inc. Vex Robotics Inc.			6		
25-362	Investment Management Services	Hilltop Securities Inc.			3	0	20

PART B - Bid Renewals -- For Approval

Bid Number	Description	Recommended Vendor	Amount	Budgeted Amount	Number of Responses	Number Of No Bid Responses	Bids Sought
23-242	Construction Audit Services	Whitley Penn					
23-235	Annual Audit Services	Weaver and Tidwell, L.L.P.					

PART C - Purchase and Contract Information (Greater than \$100,000) -- For Approval**Purchases, Contracts, Contract Modifications & Change Orders:
Greater than \$100,000****Amount**

Delcom Group - Converting campus to Interactive Flat Panels (TIPS 230901 AV)	\$	371,380.65
Delcom Group - Converting campus to Interactive Flat Panels (TIPS 230901 AV)	\$	360,987.85
Child's Play, Inc. - Pre-K Playground, Northwood Hills Elementary (BuyBoard 781-25)	\$	337,959.04
ProFormance Systems - HPPM auditorium upgrades (EPCNT Plano ISD 2021-048)	\$	250,119.65
Delcom Group -Audio/Video refresh of the three upstairs professional development rooms in the ABC Building (TIPS 230901 AV)	\$	200,811.60

PART D - Interlocals, MOU's, and Other -- For Approval

Interlocals

Memorandum of Understanding

East Texas A&M University - Preservice teachers clinical experiences

RISD will pay each resident teacher we accept from ETAMU a minimum of \$20K annual salary. RISD pays residents \$30K. RISD will be reimbursed a minimum of \$20K per resident from the LASO Prep Allotment from the state

Cooperative Agreements

Not to Exceed

Pearson Education Buy Board 784-24 (Instructional Materials for PK-12, Special Education & Career and Technology through October 31, 2026

\$ 50,000.00

My Fav Electronics dba Second Life Mac TIPS 250106 (Technology Solutions, Products, and Services) through May 31, 2030

\$ 50,000.00

Hellas Construction Inc. per 1GPA 23-01DP-03-E3 (Athletic Surfaces, Appurtenances and Minor Structures) through August 15, 2026

\$ 50,000.00

Parks Coffee per EPCNT McKinney 2025-05-642 (Coffee Service) through August 25, 2027

\$ 30,000.00

ScoreVision, LLC Buy Board 777-25 (Scoreboards, Signage and Digital Display Products and Installation Services) through September 30, 2026

\$ 50,000.00

Other

None

PART E - Contracts, Contract Modifications & Change Orders: Less than \$100,000 (Information Only)	Amount
---	---------------

Behavior Network to provide special education services, implementing the Individualized Education Plan (“IEP”) for the Student through 05/22/2026 of the 2025 -2026 school year.	\$ 59,250.00
---	--------------

Soliant Healthcare Services LLC on behalf of Erica Norris - Fulfill all teacher responsibilities for the position assigned to on days that school is in session between January 20, 2026 and May 22, 2026, including but not limited to: planning and providing instruction, assisting with students’ personal care needs, preparing Individual Education Programs (IEPs) and attending Admission Review Dismissal (ARD) committee meetings, and participating in campus team meetings and staff development.	\$ 56,000.00
--	--------------

Soliant Healthcare Services LLC on behalf of Brandi Myles - Occupational Therapist: to provide support to Richardson ISD’s Occupational Therapy Team including but not limited to collaboration with campus teams, direct and indirect occupational therapy, writing Individualized Education Plans, updating progress and attendance in Admission, Review and Dismissal meetings through May 22, 2026.	\$ 48,000.00
--	--------------

Creative Healing and Counseling PLLC on behalf of Monica Salinas - Special Education Counselor to provide support to RISD’s evaluation staff including but not limited to therapy, educational assessments, report writing, and attendance of Admission Review and Dismissal (ARD) committee meetings through April 8, 2026.	\$ 39,000.00
---	--------------

Bilingual Speech Services LLC on behalf of Cristina Martinez - to provide support to District Speech Language Pathology Team including but not limited to collaboration with campus teams, attendance to Multi-Tiered Support Systems meeting, comprehensive speech language therapy, writing Individualized Education Program, completing evaluations, updating progress and attendance of Admission, Review and Dismissal meetings through June 4, 2026.	\$ 12,000.00
---	--------------

TeamBuilder - Subscription and license (ratified)	\$ 7,290.00
--	-------------

PART F - Cumulative Purchases -- Information Only

Cumulative Purchases from Qualified Vendors:	Amount
1GPA	\$2,212.32
ALLIED STATES (Region 19)	\$445.33
BUY BOARD - Texas Association of School Boards	\$148,648.39
CPGPC - Choice Partners	\$208,495.19
CTPA	\$27,816.58
DIR - State of Texas Department of Information Resources	\$96,098.41
EPCNT - Education Purchasing Cooperative of North Texas	\$281,344.56
MRPC-	\$25,141.50
SOURCEWELL - Sourcewell (previously NJPA)	\$209,581.73
OMNIA Partners - TCPN/IPA/US Communities	\$173,950.72
TIPS - The Interlocal Purchasing System	\$1,334,902.85
TPASS - Texas Procurement and Support Services	\$300.00
EQUALIS	\$476,177.48
TOTAL: \$	2,985,115.06

BOARD AGENDA - February 19, 2026
RECOMMENDED SPECIFIED BID COMMENTS

Bid #	Description	Comments
25-344	Miscellaneous Consultant Services	This RFP (unsealed) establishes a roster of vendors to be used for consulting contracts. Vendors will be added as responses are submitted to the district and approved for district use. Contracts will be reported as needed per the BOT reporting guidelines. The term for this roster of vendors ends 8/31/2030.
25-339	Commodity Discount Providers	This RFP (unsealed) establishes a roster of vendors to be used for various district commodities. Vendors will be added as responses are submitted to the district and approved for district use. The term end date for these vendors will be assigned per commodity.
25-361	Commodity Discount Providers	This RFP (unsealed) establishes a roster of vendors to be used for various district commodities. Vendors will be added as responses are submitted to the district and approved for district use. The term end date for these vendors will be assigned per commodity.
25-362	Investment Management Services	This RFQ establishes a vendor to provide investment management services for the Districts investment portfolio. The term of this award is two (2) years with (2) 2-year renewal options.

Bid Renewals:

Bid #	Description	Comments
23-242	Construction Audit Services	This RFCSP was originally awarded on April 13, 2023 for (3) years with (2) one-year renewals. This is the first renewal.
23-235	Annual Audit Services	RISD originally awarded this bid on April 13, 2023 for one (1) year. The vendor and RISD agree to renew this agreement for one (1) year. This is the third of (4) four renewal options. This award includes the facilitation of the FY26 financial audit.

BOARD OF TRUSTEES
Richardson Independent School District
Richardson, Texas

Date: February 19, 2026

Submitted by: David Pate, Assistant Superintendent of Finance & Support Services

INFORMATION ITEM

TOPIC: Upcoming Bids

BACKGROUND INFORMATION

Attached is a schedule of anticipated bids for the next 12 months.

SUPERINTENDENT'S RECOMMENDATION

The Superintendent presents this schedule for the Board's information.

RISD Purchasing Department- Upcoming Bids

BOT Meeting

March

April

Custodial Supplies and Related Items
Bond Program Management Services

May

Athletic & PE Equipment & Supplies
Truck and Bus Parts & Supplies
Minor Construction Services
Medical Supplies & Related Items

June

Serving Line for Child Nutrition Department
Computers and Service
Copiers (District-wide)
Paper (Specialty)
Teaching Aids, Instructional Materials, and Related Items
Fundraisers
Special Education Supplies, Equipment and Related Items
Catering Services

August

September

October

November

Print Shop Equipment and Supplies

December

January

BOARD OF TRUSTEES
Richardson Independent School District
Richardson, Texas

Date: February 19, 2026

Submitted by: David Pate, Assistant Superintendent of Finance and Support Services

INFORMATION ITEM

TOPIC: Bond Expenditure Reports

BACKGROUND INFORMATION

The Bond Program Management Department prepares a report of the 2016 bond authorization expenditures each month. These reports are presented as part of a process to ensure community understanding and provide a degree of oversight of financial decisions regarding these monies.

SUPERINTENDENT'S RECOMMENDATION

The Superintendent presents these reports for the Board's information.

RICHARDSON INDEPENDENT SCHOOL DISTRICT
Bond Expenditures By Project Through February 02, 2026
Bond Series 2016

	Original Budget	Amended Budget	Spent and Committed	% Spent To Date	Balance	Estimate To Complete	Available or (Shortage)	Amounts Issued 2016 Bond	Changes from Prior Report 12-Dec-25			
									Spent and Committed	Estimate to Complete	Available or (Shortage)	
Instruction & Technology												
Athletics	9,205,140	8,636,905	8,635,751	100.0%	1,155	1,155	-	9,205,140	-	-	-	
Career & Technical Education	16,332,244	16,315,063	16,315,063	100.0%	-	-	-	16,332,244	-	-	-	
Fine Arts	7,405,580	6,867,231	6,867,231	100.0%	-	-	-	7,405,580	-	-	-	
Health Services	266,780	358,445	358,445	100.0%	-	-	-	266,780	-	-	-	
Innovative Instructional Space/Library Media	19,188,412	16,238,121	16,238,121	100.0%	-	-	-	19,188,412	-	-	-	
Instructional Technology	59,216,049	59,095,911	59,095,911	100.0%	-	-	-	59,216,049	-	-	-	
Junior Reserve Officer Training Corp (JROTC)	623,500	565,923	565,923	100.0%	-	-	-	623,500	-	-	-	
Language Arts	1,914,445	1,878,280	1,878,280	100.0%	-	-	-	1,914,445	-	-	-	
Languages Other Than English	1,185,800	1,188,737	1,188,737	100.0%	-	-	-	1,185,800	-	-	-	
Mathematics	1,151,550	1,151,369	1,151,369	100.0%	-	-	-	1,151,550	-	-	-	
Multipurpose Activity Centers	59,981,665	49,892,912	49,892,912	100.0%	-	-	-	59,981,665	-	-	-	
PACE After School Program	216,000	216,000	216,000	100.0%	-	-	-	216,000	-	-	-	
Physical Education & Health	489,400	448,362	448,362	100.0%	-	-	-	489,400	-	-	-	
Science	2,656,702	2,689,598	2,689,598	100.0%	-	-	-	2,656,702	-	-	-	
Social Studies	311,523	311,708	311,708	100.0%	-	-	-	311,523	-	-	-	
Special Education	1,438,000	4,860,883	4,860,883	100.0%	-	-	-	1,438,000	-	-	-	
Student Assistance Programs	55,875	55,262	55,262	100.0%	-	-	-	55,875	-	-	-	
Student Performance and Evaluation	410,000	365,573	365,573	100.0%	-	-	-	410,000	-	-	-	
Visual Arts	547,697	465,795	465,795	100.0%	-	-	-	547,697	-	-	-	
	<u>182,596,362</u>	<u>171,602,079</u>	<u>171,600,924</u>	<u>100.0%</u>	<u>1,155</u>	<u>1,155</u>	<u>-</u>	<u>182,596,362</u>	<u>-</u>	<u>-</u>	<u>-</u>	
Infrastructure and Support												
Enterprise Technology	35,565,000	31,437,902	26,969,089	85.8%	4,468,813	4,468,813	-	35,565,000	-	-	-	
Facilities	97,507,693	88,072,347	87,955,811	99.9%	116,536	116,536	-	97,507,693	-	-	-	
Furniture, Office Equipment, Copiers	7,534,426	9,354,001	9,203,786	98.4%	150,215	150,215	-	7,534,426	-	-	-	
Maintenance & Operations	3,294,834	3,294,269	3,294,269	100.0%	-	-	-	3,294,834	-	-	-	
Program and Project Management	1,282,044	1,329,012	1,250,911	94.1%	78,101	78,101	-	1,282,044	(287)	287	-	
Transportation	3,349,835	1,773,307	1,599,438	90.2%	173,868	173,868	-	3,349,835	-	-	-	
	<u>148,533,832</u>	<u>135,260,837</u>	<u>130,273,304</u>	<u>96%</u>	<u>4,987,533</u>	<u>4,987,533</u>	<u>-</u>	<u>148,533,832</u>	<u>(287)</u>	<u>287</u>	<u>-</u>	
Construction												
Construction	107,271,359	132,034,300	132,034,300	100.0%	-	-	-	107,271,359	-	-	-	
	<u>107,271,359</u>	<u>132,034,300</u>	<u>132,034,300</u>	<u>100.0%</u>	<u>-</u>	<u>-</u>	<u>-</u>	<u>107,271,359</u>	<u>-</u>	<u>-</u>	<u>-</u>	
TOTAL 2016 BOND	<u>438,401,553</u>	<u>438,897,216</u>	<u>433,908,528</u>	<u>98.9%</u>	<u>4,988,688</u>	<u>4,988,688</u>	<u>-</u>	<u>438,401,553</u>	<u>(287)</u>	<u>287</u>	<u>-</u>	

(1) "Estimate To Complete" includes 100% of the original project estimate for projects not yet bid and estimated cost of projects in progress.

(2) From the total bond amount, \$84M was issued on 7/21/16, \$225M was issued on 5/31/17, and \$128M was issued on 6/13/19

**BOARD OF TRUSTEES
Richardson Independent School District
Richardson, Texas**

Date: February 19, 2026

Submitted by: David Pate, Assistant Superintendent of Finance and Support Services

INFORMATION ITEM

TOPIC: Bond Expenditure Reports

BACKGROUND INFORMATION

The Bond Program Management Department prepares a report of the 2021 bond authorization expenditures each month. These reports are presented as part of a process to ensure community understanding and provide a degree of oversight of financial decisions regarding these monies.

SUPERINTENDENT'S RECOMMENDATION

The Superintendent presents these reports for the Board's information.

RICHARDSON INDEPENDENT SCHOOL DISTRICT
Bond Expenditures By Project Through February 02, 2026
Bond Series 2021

	Original Budget	Amended Budget	Spent and Committed	% Spent To Date	Balance	Estimate To Complete	Available or (Shortage)	Amounts Issued 2021 Bond	Changes from Prior Report 12-Dec-25		
									Spent and Committed	Estimate to Complete	Available or (Shortage)
Instruction & Technology											
Accountability Continuous Imp	2,580,000	2,580,000	1,849,623	71.7%	730,377	730,377	-	2,580,000	-	-	-
Advance Learning Services	3,745,000	3,745,000	1,496,848	40.0%	2,248,152	2,248,152	-	3,745,000	4,526	(4,526)	-
Athletics	11,405,260	11,405,260	10,879,505	95.4%	525,755	525,755	-	11,405,260	293,735	(293,735)	-
Bilingual	1,610,000	1,610,000	1,449,846	90.1%	160,155	160,155	-	1,610,000	-	-	-
Career & Technical Education	14,250,000	14,250,000	14,209,225	99.7%	40,775	40,775	-	14,250,000	284,526	(284,526)	-
English as Second Language	3,183,130	3,183,130	2,051,615	64.5%	1,131,515	1,131,515	-	3,183,130	-	-	-
Fine Arts Music and Theatre	10,924,000	10,924,000	9,515,644	87.1%	1,408,356	1,408,356	-	10,924,000	246,557	(246,557)	-
Health Services	273,000	273,000	265,174	97.1%	7,826	7,826	-	273,000	21,447	(21,447)	-
Innovative Instructional Space/Library Media	2,943,000	2,943,000	2,864,119	97.3%	78,881	78,881	-	2,943,000	53,077	(53,077)	-
Instructional Technology	70,521,762	70,521,762	64,391,663	91.3%	6,130,099	6,130,099	-	70,521,762	204,873	(204,873)	-
JROTC	560,970	560,970	246,517	43.9%	314,453	314,453	-	560,970	387	(387)	-
Language Arts	5,965,050	5,965,050	5,570,744	93.4%	394,306	394,306	-	5,965,050	271,455	(271,455)	-
Language Other Than English	441,000	441,000	424,756	96.3%	16,244	16,244	-	441,000	18,230	(18,230)	-
Literacy & Intervention	6,819,514	6,819,514	6,438,082	94.4%	381,432	381,432	-	6,819,514	-	-	-
Mathematics	3,728,000	3,728,000	3,519,850	94.4%	208,150	208,150	-	3,728,000	-	-	-
Physical Education & Health	525,000	525,000	518,965	98.9%	6,035	6,035	-	525,000	2,860	(2,860)	-
PreKindergarten	1,586,970	1,586,970	1,179,429	74.3%	407,541	407,541	-	1,586,970	40,493	(40,493)	-
Prevention Programming	100,000	100,000	22,182	22.2%	77,818	77,818	-	100,000	-	-	-
Print Services	2,040,000	2,040,000	1,968,947	96.5%	71,053	71,053	-	2,040,000	-	-	-
Science	3,180,000	3,180,000	3,110,967	97.8%	69,033	69,033	-	3,180,000	-	-	-
Social Studies	574,000	574,000	573,993	100.0%	7	7	-	574,000	-	-	-
Special Student Services	2,978,741	2,978,741	1,912,208	64.2%	1,066,533	1,066,533	-	2,978,741	-	-	-
Teaching and Learning Svcs	1,559,030	1,559,030	970,740	62.3%	588,290	588,290	-	1,559,030	(318)	318	-
Visual Arts	893,900	893,900	801,999	89.7%	91,901	91,901	-	893,900	5,376	(5,376)	-
	<u>152,387,327</u>	<u>152,387,327</u>	<u>136,232,641</u>	<u>89.4%</u>	<u>16,154,687</u>	<u>16,154,687</u>	<u>-</u>	<u>152,387,327</u>	<u>1,447,224</u>	<u>(1,447,224)</u>	<u>-</u>
Infrastructure and Support											
Enterprise Technology	40,580,000	40,580,000	40,407,054	99.6%	172,946	172,946	-	40,580,000	759,664	(759,664)	-
Facilities	118,300,963	117,469,892	89,569,868	76.2%	27,900,024	27,900,024	-	118,300,963	274,319	(274,319)	-
Furniture, Office Equipment, Copiers	24,077,400	24,077,400	23,399,626	97.2%	677,774	677,774	-	24,077,400	342,143	(342,143)	-
Maintenance & Operations	4,307,511	4,307,511	3,012,735	69.9%	1,294,776	1,294,776	-	4,307,511	-	-	-
Program and Project Management	1,138,200	1,138,200	1,172,086	103.0%	(33,886)	(33,886)	-	1,138,200	39,523	(39,523)	-
Safety and Security	7,471,466	7,471,466	5,402,724	72.3%	2,068,742	2,068,742	-	7,471,466	-	-	-
Transportation	11,025,652	11,025,652	10,856,554	98.5%	169,098	169,098	-	11,025,652	-	-	-
	<u>206,901,192</u>	<u>206,070,121</u>	<u>173,820,648</u>	<u>84.4%</u>	<u>32,249,472</u>	<u>32,249,472</u>	<u>-</u>	<u>206,901,192</u>	<u>1,415,650</u>	<u>(1,415,650)</u>	<u>-</u>
Construction											
Construction	383,062,817	383,062,817	373,284,399	97.4%	9,778,417	9,778,417	-	383,062,817	21,192	(21,192)	-
	<u>383,062,817</u>	<u>383,062,817</u>	<u>373,284,399</u>	<u>97.4%</u>	<u>9,778,417</u>	<u>9,778,417</u>	<u>-</u>	<u>383,062,817</u>	<u>21,192</u>	<u>(21,192)</u>	<u>-</u>
TOTAL 2021 BOND	<u>742,351,336</u>	<u>741,520,265</u>	<u>683,337,688</u>	<u>92.2%</u>	<u>58,182,576</u>	<u>58,182,576</u>	<u>-</u>	<u>742,351,336</u>	<u>2,884,066</u>	<u>(2,884,066)</u>	<u>-</u>

(1) "Estimate To Complete" includes 100% of the original project estimate for projects not yet bid and estimated cost of projects in progress.

(2) From the total bond amount, \$200M was issued on 07/19/21, \$200M was issued on 06/08/22, \$200M was issued on 11/30/22, \$125M was issued 07/15/2024

**BOARD OF TRUSTEES
Richardson Independent School District
Richardson, Texas**

Date: February 19, 2026

Submitted by: David Pate, Assistant Superintendent of Finance & Support Services

ACTION ITEM

TOPIC: Budget Status Report – 2025-2026 Annual Budget

BACKGROUND INFORMATION

In compliance with the Texas Education Code and also with TEA Financial Accounting and Reporting Budgeting Module, the expenditure budget for the District must be approved by the Board of Trustees. The annual budget includes Funds 199 (Operating), 240 (Child Nutrition), and 599 (Debt Service) and is adopted by function and object series as prescribed by the Budgeting Module.

Many changes in function expenditures occur within each month. To keep the Board informed of these changes, the Budget Status Report for expenditures is presented for approval on a monthly basis. Changes in function expenditures or appropriations in amounts greater than \$5,000 are not made until the Board of Trustees gives its approval.

SUPERINTENDENT’S RECOMMENDATION

The Superintendent recommends that the Board of Trustees of the Richardson Independent School District approve the Budget Status Report as listed on the following pages.

RESOLUTION

WHEREAS, the Board of Trustees adopted the budget for the fiscal year in June; and

WHEREAS, changes occur in expenditures during the year; and

WHEREAS, these changes are necessary for the successful education of the students in the district and

WHEREAS, ensuring timely and accurate financial record keeping supports the Board’s Strategic Objectives and Strategies;

THEREFORE, BE IT RESOLVED, that the Board of Trustees of the Richardson Independent School District approve the Budget Status Report on the following pages.

Summary of Budget - Proposed Amendments - All Official Funds
 Summary as of Date February 19, 2026

Description	Original Budget	Previously Adopted Budget Amendments			Revised Budget	Proposed Budget Amendments			Potential Revised Budget
		Rolled Over Encumbrances	Other Plan Changes	Fund Balance Neutral Transfers		Rolled Over Encumbrances	Other Plan Changes	Fund Balance Neutral Transfers	
Beginning Fund Balance	\$ 160,586,737	\$ -	\$ -	\$ -	\$ 160,586,737	\$ -	\$ -	\$ -	\$ 160,586,737
Revenues									
Local	382,231,162	-	27,177	-	382,258,339	-	12,390	-	382,270,729
State	140,732,432	-	-	-	140,732,432	-	-	-	140,732,432
Federal	20,082,619	-	-	-	20,082,619	-	-	-	20,082,619
Total Revenues	543,046,213	-	27,177	-	543,073,390	-	12,390	-	543,085,780
Expenditures									
Function 11 - Instruction	271,936,976	125,161	7,435,424	151,272	279,648,833	-	-	38,157	279,686,990
Function 12 - Library/Media Services	6,103,854	8,487	-	(13,230)	6,099,111	-	-	(2,000)	6,097,111
Function 13 - Curriculum/Instructional Staff Development	8,400,967	16,489	-	40,654	8,458,110	-	-	(1,700)	8,456,410
Function 21 - Instruction Leadership	8,081,984	60,365	-	(259,763)	7,882,586	-	-	(50,640)	7,831,946
Function 23 - School Leadership	27,407,598	3,093	-	34,951	27,445,642	-	-	5,983	27,451,625
Function 31 - Guidance / Counseling	23,060,289	21,013	863,085	28,116	23,972,503	-	-	10,000	23,982,503
Function 32 - Social Work Services	1,565,692	-	-	-	1,565,692	-	-	-	1,565,692
Function 33 - Health Services	6,310,698	-	-	324	6,311,022	-	-	200	6,311,222
Function 34 - Student Transportation	9,512,524	224,680	-	(150,000)	9,587,204	-	-	-	9,587,204
Function 35 - Child Nutrition	20,200,901	-	-	-	20,200,901	-	10,890	-	20,211,791
Function 36 - Co-curricular / Extracurricular Activities	3,626,509	32,252	14,525	2,401	3,675,687	-	3,501,500	-	7,177,187
Function 41 - General Administration	10,011,273	13,105	798,809	6,580	10,829,767	-	43,741	(1,409)	10,872,099
Function 51 - Maintenance & Operations	38,736,069	40,882	970,000	-	39,896,207	-	-	(11,000)	39,885,207
Function 52 - Security Services	7,236,251	41,910	-	-	7,278,161	-	-	-	7,278,161
Function 53 - Data Processing Services	5,201,720	186,328	-	2,000	5,390,048	-	-	12,409	5,402,457
Function 61 - Community Services	4,418,149	2,222	100,000	6,215	4,526,586	-	-	-	4,526,586
Function 71 - Debt Administration	103,616,171	-	46,328	(730,000)	102,932,499	-	-	-	102,932,499
Function 72 - Debt Administration	41,786,324	-	-	720,000	42,506,324	-	-	-	42,506,324
Function 73 - Debt Administration	20,000	-	-	10,000	30,000	-	-	-	30,000
Function 81 - Facilities Acquisition & Construction	-	-	-	1,224	1,224	-	-	-	1,224
Function 91 - Intergovernmental Charges	6,638,967	-	-	-	6,638,967	-	-	-	6,638,967
Function 92 - Incremental Ch 41 costs	-	-	-	-	-	-	-	-	-
Function 93 - Payments to Member Districts	255,704	-	700,000	-	955,704	-	-	-	955,704
Function 95 - Payments to JJAEP	50,000	-	-	-	50,000	-	-	-	50,000
Function 97 - Payments to Tax Increment	-	-	-	-	-	-	-	-	-
Function 99 - Other Intergovernmental Charges	1,338,146	-	-	-	1,338,146	-	-	-	1,338,146
Total Expenditures	605,516,766	775,987	10,928,171	-	617,220,924	-	3,556,131	-	620,777,055
Other Plan Sources (Uses)									
7911 Refunding Bonds Issued	-	-	-	-	-	-	-	-	-
7912 Sale of Real and Personal Property	10,500,000	-	-	-	10,500,000	-	-	-	10,500,000
7916 Premium on Issuance of Bonds	-	-	-	-	-	-	-	-	-
7915 Transfers In	150,000	-	-	-	150,000	-	-	-	150,000
8911 Transfers Out	(1,000,000)	-	-	-	(1,000,000)	-	-	-	(1,000,000)
8949 Payment to Refunded Bond Escrow Agent	-	-	-	-	-	-	-	-	-
Total Other Plan Sources (Uses)	9,650,000	-	-	-	9,650,000	-	-	-	9,650,000
Ending Fund Balance	\$ 107,766,184	\$ (775,987)	\$ (10,900,994)	\$ -	\$ 96,089,203	\$ -	\$ (3,543,741)	\$ -	\$ 92,545,462

Note: The beginning fund balance reflects the 2024-25 ending fund balance per the 2024-25 ACFR less nonspendable balances and restrictions, commitments and assignments in the General Fund.

Summary of Budget - Proposed Amendments - General Operating Fund
 Summary as of Date February 19, 2026

Description	Original Budget	Previously Adopted Budget Amendments			Revised Budget	Proposed Budget Amendments			Potential Revised Budget
		Rolled Over Encumbrances	Other Plan Changes	Fund Balance Neutral Transfers		Rolled Over Encumbrances	Other Plan Changes	Fund Balance Neutral Transfers	
Beginning Fund Balance	\$ 108,523,219	\$ -	\$ -	\$ -	\$ 108,523,219	\$ -	\$ -	\$ -	\$ 108,523,219
Revenues									
Local	261,743,177	-	27,177	-	261,770,354	-	1,500	-	261,771,854
State	133,233,603	-	-	-	133,233,603	-	-	-	133,233,603
Federal	6,500,000	-	-	-	6,500,000	-	-	-	6,500,000
Total Revenues	401,476,780	-	27,177	-	401,503,957	-	1,500	-	401,505,457
Expenditures									
Function 11 - Instruction	271,936,976	125,161	7,435,424	151,272	279,648,833	-	-	38,157	279,686,990
Function 12 - Library/Media Services	6,103,854	8,487	-	(13,230)	6,099,111	-	-	(2,000)	6,097,111
Function 13 - Curriculum/Instructional Staff Development	8,400,967	16,489	-	40,654	8,458,110	-	-	(1,700)	8,456,410
Function 21 - Instruction Leadership	8,081,984	60,365	-	(259,763)	7,882,586	-	-	(50,640)	7,831,946
Function 23 - School Leadership	27,407,598	3,093	-	34,951	27,445,642	-	-	5,983	27,451,625
Function 31 - Guidance / Counseling	23,060,289	21,013	863,085	28,116	23,972,503	-	-	10,000	23,982,503
Function 32 - Social Work Services	1,565,692	-	-	-	1,565,692	-	-	-	1,565,692
Function 33 - Health Services	6,310,698	-	-	324	6,311,022	-	-	200	6,311,222
Function 34 - Student Transportation	9,512,524	224,680	-	(150,000)	9,587,204	-	-	-	9,587,204
Function 35 - Child Nutrition	250,000	-	-	-	250,000	-	-	-	250,000
Function 36 - Co-curricular / Extracurricular Activities	3,626,509	32,252	14,525	2,401	3,675,687	-	3,501,500	-	7,177,187
Function 41 - General Administration	10,011,273	13,105	798,809	6,580	10,829,767	-	43,741	(1,409)	10,872,099
Function 51 - Maintenance & Operations	38,269,401	40,882	970,000	149,256	39,429,539	-	-	(11,000)	39,418,539
Function 52 - Security Services	7,236,251	41,910	-	-	7,278,161	-	-	-	7,278,161
Function 53 - Data Processing Services	5,201,720	186,328	-	2,000	5,390,048	-	-	12,409	5,402,457
Function 61 - Community Services	4,418,149	2,222	100,000	6,215	4,526,586	-	-	-	4,526,586
Function 71 - Debt Administration	34,513	-	46,328	-	80,841	-	-	-	80,841
Function 72 - Debt Administration	540	-	-	-	540	-	-	-	540
Function 73 - Debt Administration	-	-	-	-	-	-	-	-	-
Function 81 - Facilities Acquisition & Construction	-	-	-	1,224	1,224	-	-	-	1,224
Function 91 - Intergovernmental Charges	6,638,967	-	-	-	6,638,967	-	-	-	6,638,967
Function 92 - Incremental Ch 41 costs	-	-	-	-	-	-	-	-	-
Function 93 - Payments to Member Districts	255,704	-	700,000	-	955,704	-	-	-	955,704
Function 95 - Payments to JJAEP	50,000	-	-	-	50,000	-	-	-	50,000
Function 97 - Payments to Tax Increment Fund	-	-	-	-	-	-	-	-	-
Function 99 - Other Intergovernmental Charges	1,338,146	-	-	-	1,338,146	-	-	-	1,338,146
Total Expenditures	439,711,755	775,987	10,928,171	-	451,415,913	-	3,545,241	-	454,961,154
Other Plan Sources (Uses)									
7911 Refunding Bonds Issued	-	-	-	-	-	-	-	-	-
7912 Sale of Real and Personal Property	10,500,000	-	-	-	10,500,000	-	-	-	10,500,000
7916 Premium on Issuance of Bonds	-	-	-	-	-	-	-	-	-
7915 Transfers In	150,000	-	-	-	150,000	-	-	-	150,000
8911 Transfers Out	(1,000,000)	-	-	-	(1,000,000)	-	-	-	(1,000,000)
8949 Payment to Refunded Bond Escrow Agent	-	-	-	-	-	-	-	-	-
Total Other Plan Sources (Uses)	9,650,000	-	-	-	9,650,000	-	-	-	9,650,000
Ending Fund Balance	\$ 79,938,244	\$ (775,987)	\$ (10,900,994)	\$ -	\$ 68,261,263	\$ -	\$ (3,543,741)	\$ -	\$ 64,717,522

Note: The beginning fund balance reflects the 2024-25 ending fund balance per the 2024-25 ACFR less nonspendable balances and restrictions, commitments and assignments in the General Fund.

Summary of Budget - Proposed Amendments - Child Nutrition Fund
 Summary as of Date February 19, 2026

Description	Original Budget	Previously Adopted Budget Amendments			Revised Budget	Proposed Budget Amendments			Potential Revised Budget
		Rolled Over Encumbrances	Other Plan Changes	Fund Balance Neutral Transfers		Rolled Over Encumbrances	Other Plan Changes	Fund Balance Neutral Transfers	
Beginning Fund Balance	\$ 7,136,057				\$ 7,136,057				\$ 7,136,057
Revenues									
Local	3,570,500	-	-	-	3,570,500	-	10,890	-	3,581,390
State	75,000	-	-	-	75,000	-	-	-	75,000
Federal	13,582,619	-	-	-	13,582,619	-	-	-	13,582,619
Total Revenues	17,228,119	-	-	-	17,228,119	-	10,890	-	17,239,009
Expenditures									
Function 11 - Instruction	-	-	-	-	-	-	-	-	-
Function 12 - Library/Media Services	-	-	-	-	-	-	-	-	-
Function 13 - Curriculum/Instructional Staff Development	-	-	-	-	-	-	-	-	-
Function 21 - Instruction Leadership	-	-	-	-	-	-	-	-	-
Function 23 - School Leadership	-	-	-	-	-	-	-	-	-
Function 31 - Guidance / Counseling	-	-	-	-	-	-	-	-	-
Function 32 - Social Work Services	-	-	-	-	-	-	-	-	-
Function 33 - Health Services	-	-	-	-	-	-	-	-	-
Function 34 - Student Transportation	-	-	-	-	-	-	-	-	-
Function 35 - Child Nutrition	19,950,901	-	-	-	19,950,901	-	10,890	-	19,961,791
Function 36 - Co-curricular / Extracurricular Activities	-	-	-	-	-	-	-	-	-
Function 41 - General Administration	-	-	-	-	-	-	-	-	-
Function 51 - Maintenance & Operations	466,668	-	-	-	466,668	-	-	-	466,668
Function 52 - Security Services	-	-	-	-	-	-	-	-	-
Function 53 - Data Processing Services	-	-	-	-	-	-	-	-	-
Function 61 - Community Services	-	-	-	-	-	-	-	-	-
Function 71 - Debt Administration	-	-	-	-	-	-	-	-	-
Function 72 - Debt Administration	-	-	-	-	-	-	-	-	-
Function 73 - Debt Administration	-	-	-	-	-	-	-	-	-
Function 81 - Facilities Acquisition & Construction	-	-	-	-	-	-	-	-	-
Function 91 - Intergovernmental Charges	-	-	-	-	-	-	-	-	-
Function 92 - Incremental Ch 41 costs	-	-	-	-	-	-	-	-	-
Function 93 - Payments to Member Districts	-	-	-	-	-	-	-	-	-
Function 95 - Payments to JJAEP	-	-	-	-	-	-	-	-	-
Function 97 - Payments to Tax Increment Fund	-	-	-	-	-	-	-	-	-
Function 99 - Other Intergovernmental Charges	-	-	-	-	-	-	-	-	-
Total Expenditures	20,417,569	-	-	-	20,417,569	-	10,890	-	20,428,459
Other Plan Sources (Uses)									
7911 Refunding Bonds Issued	-	-	-	-	-	-	-	-	-
7912 Sale of Real and Personal Property	-	-	-	-	-	-	-	-	-
7916 Premium on Issuance of Bonds	-	-	-	-	-	-	-	-	-
7915 Transfers In	-	-	-	-	-	-	-	-	-
8911 Transfers Out	-	-	-	-	-	-	-	-	-
8949 Payment to Refunded Bond Escrow Agent	-	-	-	-	-	-	-	-	-
Total Other Plan Sources (Uses)	-	-	-	-	-	-	-	-	-
Ending Fund Balance	\$ 3,946,607	\$ -	\$ -	\$ -	\$ 3,946,607	\$ -	\$ -	\$ -	\$ 3,946,607

Note: The beginning fund balance reflects the 2024-25 ending fund balance less nonspendable balances per the 2024-25 ACFR.

Summary of Budget - Proposed Amendments - Debt Service Fund
 Summary as of Date February 19, 2026

Description	Original Budget	Previously Adopted Budget Amendments			Revised Budget	Proposed Budget Amendments			Potential Revised Budget
		Rolled Over Encumbrances	Other Plan Changes	Fund Balance Neutral Transfers		Rolled Over Encumbrances	Other Plan Changes	Fund Balance Neutral Transfers	
Beginning Fund Balance	\$ 44,927,461				\$ 44,927,461				\$ 44,927,461
Revenues									
Local	116,917,485	-	-	-	116,917,485	-	-	-	116,917,485
State	7,423,829	-	-	-	7,423,829	-	-	-	7,423,829
Federal	-	-	-	-	-	-	-	-	-
Total Revenues	124,341,314	-	-	-	124,341,314	-	-	-	124,341,314
Expenditures									
Function 11 - Instruction	-	-	-	-	-	-	-	-	-
Function 12 - Library/Media Services	-	-	-	-	-	-	-	-	-
Function 13 - Curriculum/Instructional Staff Development	-	-	-	-	-	-	-	-	-
Function 21 - Instruction Leadership	-	-	-	-	-	-	-	-	-
Function 23 - School Leadership	-	-	-	-	-	-	-	-	-
Function 31 - Guidance / Counseling	-	-	-	-	-	-	-	-	-
Function 32 - Social Work Services	-	-	-	-	-	-	-	-	-
Function 33 - Health Services	-	-	-	-	-	-	-	-	-
Function 34 - Student Transportation	-	-	-	-	-	-	-	-	-
Function 35 - Child Nutrition	-	-	-	-	-	-	-	-	-
Function 36 - Co-curricular / Extracurricular Activities	-	-	-	-	-	-	-	-	-
Function 41 - General Administration	-	-	-	-	-	-	-	-	-
Function 51 - Maintenance & Operations	-	-	-	-	-	-	-	-	-
Function 52 - Security Services	-	-	-	-	-	-	-	-	-
Function 53 - Data Processing Services	-	-	-	-	-	-	-	-	-
Function 61 - Community Services	-	-	-	-	-	-	-	-	-
Function 71 - Debt Administration	103,581,658	-	-	(730,000)	102,851,658	-	-	-	102,851,658
Function 72 - Debt Administration	41,785,784	-	-	720,000	42,505,784	-	-	-	42,505,784
Function 73 - Debt Administration	20,000	-	-	10,000	30,000	-	-	-	30,000
Function 81 - Facilities Acquisition & Construction	-	-	-	-	-	-	-	-	-
Function 91 - Intergovernmental Charges	-	-	-	-	-	-	-	-	-
Function 92 - Incremental Ch 41 costs	-	-	-	-	-	-	-	-	-
Function 93 - Payments to Member Districts	-	-	-	-	-	-	-	-	-
Function 95 - Payments to JJAEP	-	-	-	-	-	-	-	-	-
Function 97 - Payments to Tax Increment Fund	-	-	-	-	-	-	-	-	-
Function 99 - Other Intergovernmental Charges	-	-	-	-	-	-	-	-	-
Total Expenditures	145,387,442	-	-	-	145,387,442	-	-	-	145,387,442
Other Plan Sources (Uses)									
7911 Refunding Bonds Issued	-	-	-	-	-	-	-	-	-
7912 Sale of Real and Personal Property	-	-	-	-	-	-	-	-	-
7916 Premium on Issuance of Bonds	-	-	-	-	-	-	-	-	-
7915 Transfers In	-	-	-	-	-	-	-	-	-
8911 Transfers Out	-	-	-	-	-	-	-	-	-
8949 Payment to Refunded Bond Escrow Agent	-	-	-	-	-	-	-	-	-
Total Other Plan Sources (Uses)	-	-	-	-	-	-	-	-	-
Ending Fund Balance	\$ 23,881,333	\$ -	\$ -	\$ -	\$ 23,881,333	\$ -	\$ -	\$ -	\$ 23,881,333

Note: The beginning fund balance reflects the 2024-25 ending fund balance less nonspendable balances per the 2024-25 ACFR.

BOARD MEETING
February 19, 2026

FUND BALANCE NEUTRAL CHANGES - OPERATING FUND (199)

ACCOUNTS	REASON	AMOUNT
From 199.11.63991.868.22.1626.868.000	Consumable Supplies Teaching	(500.00)
From 199.11.63991.049.11.1600.000.000	Consumable Supplies Teaching	(1,182.63)
To 199.11.63990.949.11.1025.949.000	Other Supplies and Materials	5,000.00
From 199.11.64990.142.11.0000.000.000	Other Misc Operating Cost	(200.00)
From 199.11.63991.049.11.1600.000.000	Consumable Supplies Teaching	(800.00)
To 199.11.64996.950.11.0000.950.000	Staff Awards and Incentives	500.00
To 199.11.62995.885.25.0000.885.000	Contracted Substitute Teachers	10,000.00
To 199.11.62990.839.11.0000.839.000	Misc Contracted Services	1,880.00
To 199.11.61170.143.30.0000.000.000	Extra Pay OT Prof Personnel	4,000.00
From 199.11.63991.044.21.3006.000.000	Consumable Supplies Teaching	(4,000.00)
From 199.11.63991.051.11.1600.000.000	Consumable Supplies Teaching	(200.00)
To 199.11.62695.102.11.0000.884.000	Rentals Lease SBITA/SW Non Cap	760.00
To 199.11.61170.042.11.0000.000.000	Extra Pay OT Prof Personnel	5,000.00
To 199.11.63991.111.11.1600.000.000	Consumable Supplies Teaching	500.00
To 199.11.63991.050.11.1600.000.000	Consumable Supplies Teaching	500.00
From 199.11.61190.112.23.0000.997.000	Salaries Teachers and Oth Prof	(31,500.00)
From 199.11.61190.126.23.0000.997.000	Salaries Teachers and Oth Prof	(63,000.00)
To 199.11.62990.112.23.0000.876.000	Misc Contracted Services	31,500.00
To 199.11.62990.126.23.0000.876.000	Misc Contracted Services	63,000.00
To 199.11.63991.129.11.1600.000.000	Consumable Supplies Teaching	500.00
From 199.11.63991.107.11.1600.000.000	Consumable Supplies Teaching	(100.00)
To 199.11.64120.841.11.0000.841.000	Student Travel and Training	16,500.00
TOTAL FUNCTION 11		38,157.37
From 199.12.64110.864.99.0000.864.000	Travel, Train, Subsistence EE	(2,000.00)
TOTAL FUNCTION 12		(2,000.00)
To 199.13.64992.868.22.1626.868.000	Food Consumed by EE Onsite	500.00
To 199.13.64110.049.99.0000.000.000	Travel, Train, Subsistence EE	800.00
From 199.13.64110.950.99.0000.950.000	Travel, Train, Subsistence EE	(500.00)
From 199.13.63990.885.25.0000.885.000	Other Supplies and Materials	(10,000.00)
To 199.13.64110.111.99.0000.000.000	Travel, Train, Subsistence EE	5,800.00
To 199.13.64110.050.99.0000.000.000	Travel, Train, Subsistence EE	1,700.00
TOTAL FUNCTION 13		(1,700.00)
From 199.21.63990.838.99.0000.838.000	Other Supplies and Materials	(5,000.00)
To 199.21.64110.864.99.0000.864.000	Travel, Train, Subsistence EE	2,000.00
From 199.21.63990.838.99.0000.838.000	Other Supplies and Materials	(1,880.00)
From 199.21.63990.838.99.0000.838.000	Other Supplies and Materials	(5,800.00)
From 199.21.63990.838.99.0000.838.000	Other Supplies and Materials	(4,000.00)
From 199.21.63990.838.99.0000.838.000	Other Supplies and Materials	(1,700.00)
From 199.21.63990.884.99.0000.884.000	Other Supplies and Materials	(760.00)
From 199.21.63990.838.99.0000.838.000	Other Supplies and Materials	(5,000.00)
From 199.21.63990.838.99.0000.838.000	Other Supplies and Materials	(5,000.00)
From 199.21.63990.838.99.0000.838.000	Other Supplies and Materials	(500.00)
From 199.21.63990.838.99.0000.838.000	Other Supplies and Materials	(500.00)
From 199.21.63990.838.99.0000.838.000	Other Supplies and Materials	(500.00)
From 199.21.63990.838.99.0000.838.000	Other Supplies and Materials	(5,000.00)
From 199.21.63990.838.99.0000.838.000	Other Supplies and Materials	(500.00)
From 199.21.63990.838.99.0000.838.000	Other Supplies and Materials	(16,500.00)
TOTAL FUNCTION 21		(50,640.00)

FUND BALANCE NEUTRAL CHANGES - OPERATING FUND (199)

ACCOUNTS	REASON	AMOUNT
To 199.23.64992.049.99.0000.000.000	Food Consumed by EE Onsite	1,182.63
To 199.23.64990.142.99.0000.000.000	Other Misc Operating Cost	200.00
To 199.23.64110.044.21.3006.000.000	Travel, Train, Subsistence EE	4,000.00
To 199.23.64992.123.99.0000.000.000	Food Consumed by EE Onsite	500.00
To 199.23.63993.107.99.0000.000.000	Consumable Supplies Office	100.00
TOTAL FUNCTION 23		5,982.63
To 199.31.64110.896.99.0000.896.000	Travel, Train, Subsistence EE	5,000.00
To 199.31.64110.943.99.3064.943.000	Travel, Train, Subsistence EE	5,000.00
From 199.31.61190.876.23.0000.997.000	Salaries Teachers and Oth Prof	(56,937.00)
To 199.31.62990.876.23.0000.876.000	Misc Contracted Services	56,937.00
TOTAL FUNCTION 31		10,000.00
To 199.33.63990.051.99.3021.000.000	Other Supplies and Materials	200.00
TOTAL FUNCTION 33		200.00
From 199.41.64910.703.99.0000.703.000	Statutorily Req Public Notices	(1,409.00)
TOTAL FUNCTION 41		(1,409.00)
From 199.51.62490.867.99.0000.736.000	Other Cont Maint and Repair	(6,000.00)
From 199.51.62490.867.99.0000.736.000	Other Cont Maint and Repair	(5,000.00)
TOTAL FUNCTION 51		(11,000.00)
To 199.53.63990.736.99.0000.736.000	Other Supplies and Materials	6,000.00
To 199.53.62490.703.99.0000.703.000	Other Cont Maint and Repair	1,409.00
To 199.53.64990.736.99.0000.736.000	Other Misc Operating Cost	5,000.00
TOTAL FUNCTION 53		12,409.00
TOTAL FUND BALANCE NEUTRAL CHANGES - OPERATING FUND (199)		0.00

OTHER PLAN CHANGES - OPERATING FUND (199)

ACCOUNTS	REASON	AMOUNT
To 199.36.61190.xxx.99.0000.997.000	Payroll	3,500,000.00
To 199.36.64121.948.99.931.000	Gifts to Transportation	1,500.00
TOTAL FUNCTION 36		3,501,500.00
To 199.41.62110.727.99.0000.727.000	Legal Services	32,741.00
To 199.41.64950.702.99.0000.702.000	TASB Dues	11,000.00
TOTAL FUNCTION 41		43,741.00
TOTAL OTHER PLAN CHANGES - OPERATING FUND (199)		3,545,241.00

OTHER PLAN CHANGES - CHILD NUTRITION (240)

ACCOUNTS	REASON	AMOUNT
To 240.35.66392.940.99.0000.000.000	No Kid Hungry Grant	10,890.00
TOTAL FUNCTION 35		10,890.00
TOTAL OTHER PLAN CHANGES - CHILD NUTRITION (240)		10,890.00

BOARD OF TRUSTEES
Richardson Independent School District
Richardson, Texas

Date: February 19, 2026

Submitted by: David Pate, Assistant Superintendent of Finance and Support Services

ACTION ITEM

TOPIC: Quarterly Investment Report

BACKGROUND INFORMATION

The District is required by the Public Funds Investment Act (the "Act"), Chapter 2256 of the Government Code, to report on at least a quarterly basis information regarding the District's investment portfolio. Board Policy CDA (Local) requires that the Investment Officer prepare on a quarterly basis an investment report which presents the cost and market basis of all investments held by the District as well as a statement as to the compliance with District policy.

SUPERINTENDENT'S RECOMMENDATION

The Superintendent recommends that the District approve the Investment Report for the quarter ended December 31, 2025, as submitted by the Investment Officers.

RESOLUTION

WHEREAS, the District is required by the Public Funds Investment Act (the "Act"), Chapter 2256 of the Government Code and Board Policy CDA (Local) to regularly review the Investment portfolio of the District.

THEREFORE, BE IT RESOLVED that the Board of Trustees of the Richardson Independent School District approves the Investment Report for the quarter ended December 31, 2025, as submitted by the Investment Officers.

INVESTMENT REPORT

Richardson ISD

.....

October 1 to December 31, 2025



Contents

Market Recap	3
Investment Officers' Certification	4
Portfolio Overview	5
Portfolio Overview	6
Asset Allocation	7
Credit Rating Summary	8
Benchmark Comparison.	9
Fund Overview	10
Detail of Security Holdings	11
Earned Income	13
Investment Transactions.	16
Investment Transactions Totals.	18
Amortization and Accretion	19
Projected Cash Flows.	21
Projected Cash Flows Totals.	23
Disclosures & Disclaimers	24

Market Recap

December saw the return of official government data following the 43 day shutdown. After two months of relying on private sources, financial markets finally received delayed October and November readings on inflation, the labor market, economic growth, and consumer sentiment.

Labor market data remained overwhelmingly negative throughout December. Private sector employment data showed more weakness ahead of the FOMC meeting, with the November ADP report revealing a 32k decline in payrolls, the largest monthly drop since early 2023. Small businesses shed 120k jobs, the biggest pullback since May 2020, while larger firms managed modest gains. Challenger's layoff data showed more than 1.17 million job cuts year to date, already the highest since 2020. By the time the BLS finally released its combined October–November report, the unemployment rate had jumped to 4.6%, and the underemployment rate rose sharply to 8.7%, reflecting a combination of lower survey participation, discouraged workers re entering the labor force, and softening in economic conditions. Payrolls increased a modest 64k in November after a steep 105k decline in October, and the three month average pace of job growth slowed to just 22k, down from 62k prior to the shutdown.

The weak job market has fed directly into collapsing consumer confidence. Both the University of Michigan and Conference Board measures slid toward multi decade lows, with Michigan's current conditions index hitting its lowest reading in nearly fifty years. Confidence eroded further as households continued to struggle with higher prices, slower wage gains, and a cooling job market. Retail categories tied to discretionary spending showed weakening momentum, while hiring freezes broadened across cyclically sensitive sectors such as manufacturing, transportation, information services, and finance.

With October CPI data never collected, the November CPI release only provided year over year changes. Even with the data disruptions, the numbers were striking, headline CPI unexpectedly fell from 3.0% to 2.7%, while core CPI softened from 3.0% to 2.6%, both reaching their lowest levels since early 2021. Shelter costs showed a questionable

deceleration, posting their smallest two month increase since the early months of the pandemic. Economists warned that shutdown related distortions may unwind in the coming months, but the overall picture reinforced the idea that the Fed's restrictive stance is continuing to exert downward pressure on inflation.

The Federal Reserve delivered its third consecutive 25 basis point cut at the December 10 meeting, lowering the target range to 3.50%–3.75%. The vote was fractured, with three dissents, the most since 2019, as Chicago's Goolsbee and Kansas City's Schmid argued for no change while Governor Miran pushed for a larger 50 bp move. Chair Powell described the decision as a "close call," noting that neither inflation nor employment data made a compelling case for easing, but the committee felt "well positioned to wait and see" heading into 2026. The updated Summary of Economic Projections offered mixed signals: the 2026 GDP forecast was revised sharply higher to 2.3%, while core PCE was nudged down to 2.5%, supporting the view that tariff related inflation pressures might be fading.

Later in the month, the economy delivered another surprise when Q3 GDP was revised up to 4.3%, the strongest quarterly growth in two years and well above every major forecast. Personal consumption remained the engine of expansion, while net exports provided an unusually large boost as imports fell sharply. But the stronger growth also pushed the GDP price index up to 3.8%, and the core PCE index rose to 2.9%, complicating the Fed's inflation narrative and reinforcing the idea that rate cuts in early 2026 are assured. Strong GDP with rising unemployment will be a challenge for policymakers next year, especially in an economy increasingly shaped by rapid technological changes and investment.

As the year wraps, the economic landscape remains uncertain marked by strong top line growth but weakening labor momentum, easing inflation but distorted data, and a Fed that cut while signaling caution ahead. The path of monetary policy early in 2026 will hinge on whether the economy's apparent strength proves durable or whether the growing signs of labor market softening begin to dominate the narrative.

Investment Officers' Certification

This report is prepared for the Richardson ISD (the "Entity") in accordance with Chapter 2256 of the Texas Public Funds Investment Act ("PFIA"). Section 2256.023(a) of the PFIA states that: "Not less than quarterly, the investment officer shall prepare and submit to the governing body of the entity a written report of the investment transactions for all funds covered by this chapter for the preceding reporting period." This report is signed by the Entity's investment officers and includes the disclosures required in the PFIA.

The investment portfolio complied with the PFIA and the Entity's approved Investment Policy and Strategy throughout the period. All investment transactions made in the portfolio during this period were made on behalf of the Entity and were made in full compliance with the PFIA and the approved Investment Policy.

Investment Officers




David Pate

Asst. Superintendent of Finance



Allison Davenport

Executive Director of Finance



Jeffrey Beall

Cash Manager

Portfolio Overview

Portfolio Summary

	Prior 30 Sep-25	Current 31 Dec-25
Par Value	416,143,185.12	490,106,779.61
Original Cost	413,552,079.33	486,807,356.23
Book Value	414,962,835.73	488,439,037.68
Market Value	415,054,137.57	488,608,423.26
Accrued Interest	1,087,350.85	664,176.09
Book Value Plus Accrued	416,050,186.58	489,103,213.78
Market Value Plus Accrued	416,141,488.42	489,272,599.35
Net Unrealized Gain/(Loss)	91,301.84	169,385.58

Income Summary

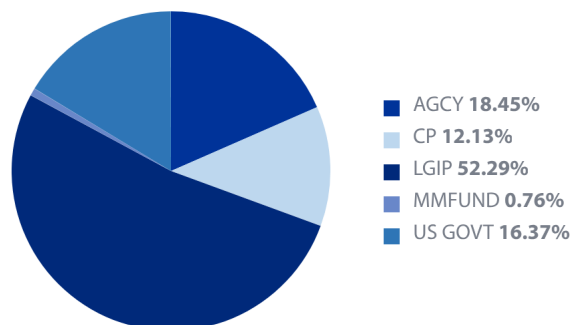
Current Period	1 Oct-25 to 31 Dec-25
Interest Income	2,862,937.06
Net Amortization/Accretion	1,349,072.14
Realized Gain/(Loss)	0.00
Net Income	4,212,009.20

Fiscal Year-to-Date	1 Jul-25 to 31 Dec-25
Net Income	8,471,275.85

Portfolio Characteristics

	Prior 30 Sep-25	Current 31 Dec-25
Yield to Maturity	4.227%	3.873%
Yield to Worst	4.227%	3.873%
Days to Final Maturity	67	70
Days to Effective Maturity	67	70
Duration	0.35	0.40

Asset Allocation

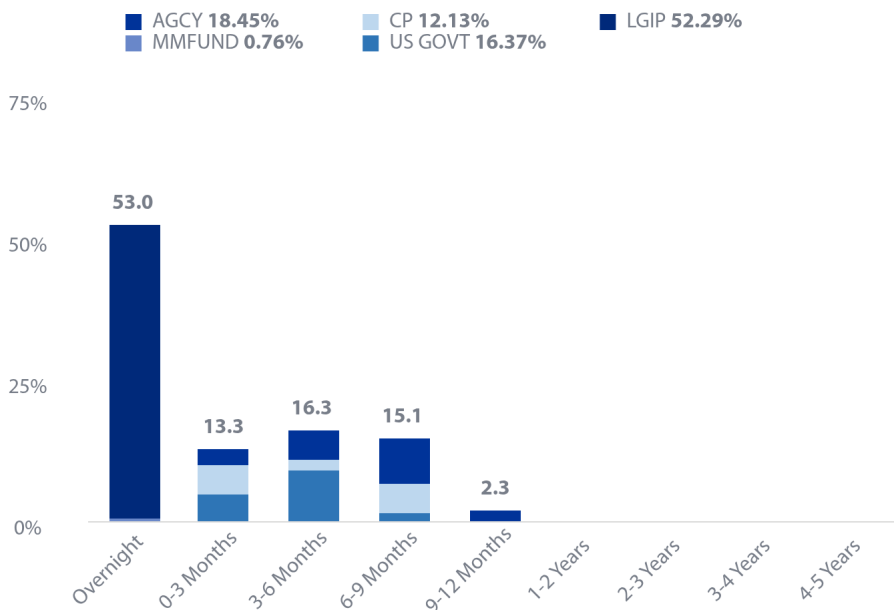


Transaction Summary

Transaction Type	Quantity	Principal	Interest	Total Amount	Realized Gain/Loss
Buy	110,000,000.00	(108,163,535.33)	(308,196.72)	(108,471,732.05)	0.00
Maturity	(90,000,000.00)	90,000,000.00	0.00	90,000,000.00	0.00
Coupon	0.00	0.00	1,679,375.00	1,679,375.00	0.00

Portfolio Overview

Maturity Distribution by Security Type



Top Ten Holdings

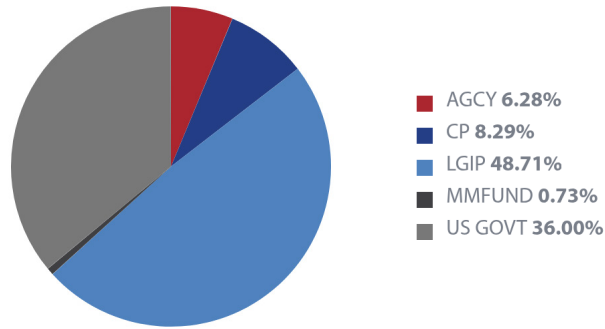
Issuer	Allocation
TEXPOOL	38.32%
United States	16.37%
Federal Home Loan Banks	10.33%
TEXSTAR	8.69%
Royal Bank of Canada	7.10%
LONESTRGOV	5.27%
Federal National Mortgage Association	5.05%
Toyota Motor Credit Corporation	5.03%
Federal Farm Credit Banks Funding Corporation	3.07%
WF	0.76%

Maturity Distribution by Security Type

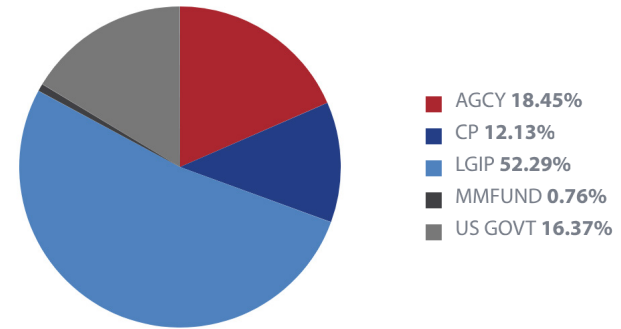
Security Type	Overnight	0-3 Months	3-6 Months	6-9 Months	9-12 Months	1-2 Years	2-3 Years	3-4 Years	4-5 Years	Portfolio Total
AGCY	--	15,015,380.26	24,744,250.00	39,371,788.99	11,003,647.86	--	--	--	--	90,135,067.10
CP	--	24,895,750.00	9,864,000.00	24,470,266.67	--	--	--	--	--	59,230,016.67
LGIP	255,380,958.21	--	--	--	--	--	--	--	--	255,380,958.21
MMFUND	3,725,821.40	--	--	--	--	--	--	--	--	3,725,821.40
US GOVT	--	24,903,154.51	45,076,494.98	9,987,524.81	--	--	--	--	--	79,967,174.31
Total	259,106,779.61	64,814,284.77	79,684,744.98	73,829,580.46	11,003,647.86	--	--	--	--	488,439,037.68

Asset Allocation

Asset Allocation by Security Type as of
30-Sep-2025



Asset Allocation by Security Type as of
31-Dec-2025



Book Value Basis Security Distribution

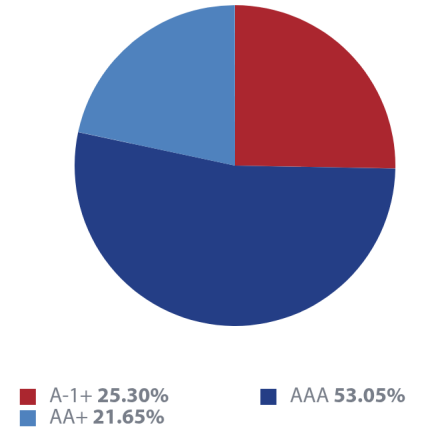
Security Type	Prior Balance 30-Sep-25	Prior Allocation 30-Sep-25	Change in Allocation	Current Balance 31-Dec-25	Current Allocation 31-Dec-25	Yield to Maturity
AGCY	26,042,669.00	6.28%	12.18%	90,135,067.10	18.45%	3.842%
CP	34,389,066.67	8.29%	3.84%	59,230,016.67	12.13%	4.121%
LGIP	202,122,370.70	48.71%	3.58%	255,380,958.21	52.29%	3.825%
MMFUND	3,020,814.42	0.73%	0.03%	3,725,821.40	0.76%	3.680%
US GOVT	149,387,914.94	36.00%	(19.63%)	79,967,174.31	16.37%	3.886%
Portfolio Total	414,962,835.73	100.00%		488,439,037.68	100.00%	3.873%

Credit Rating Summary

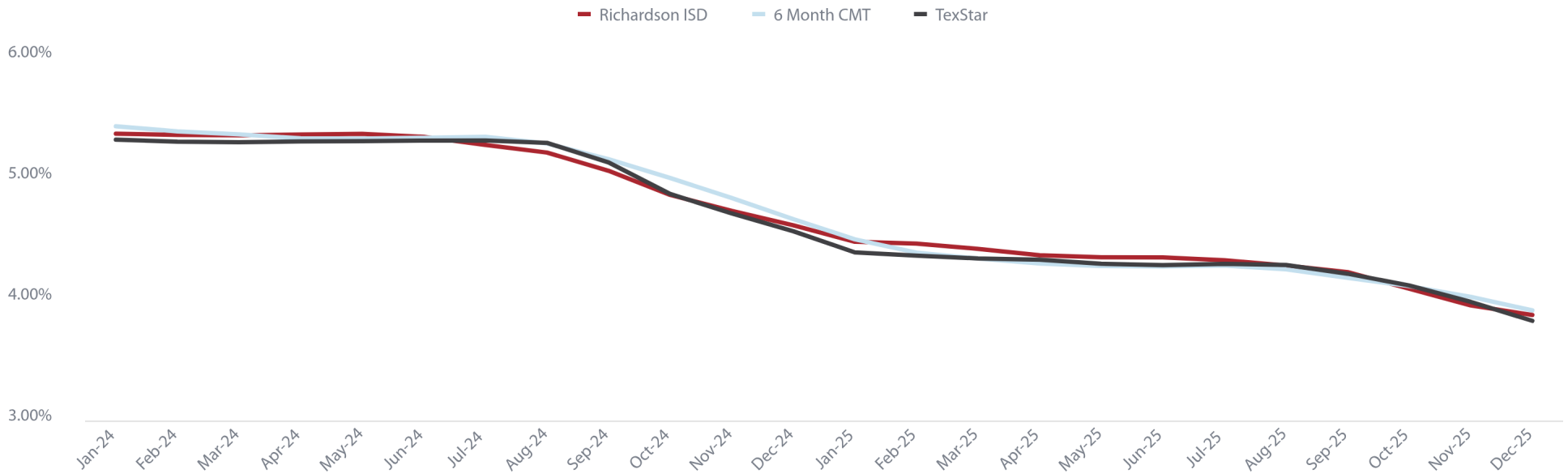
Rating Distribution

	Book Value	Portfolio Allocation
Local Government Investment Pools & Money Market Funds		
AAA	259,106,779.61	53.05%
Total Local Government Investment Pools & Money Market Funds	259,106,779.61	53.05%
Short Term Rating Distribution		
A-1+	123,579,458.68	25.30%
Total Short Term Rating Distribution	123,579,458.68	25.30%
Long Term Rating Distribution		
AA+	105,752,799.40	21.65%
Total Long Term Rating Distribution	105,752,799.40	21.65%
Portfolio Total	488,439,037.68	100.00%

Allocation by Rating



Benchmark Comparison



Yield Overview

	Jan-24	Feb-24	Mar-24	Apr-24	May-24	Jun-24	Jul-24	Aug-24	Sep-24	Oct-24	Nov-24	Dec-24	Jan-25	Feb-25	Mar-25	Apr-25	May-25	Jun-25	Jul-25	Aug-25	Sep-25	Oct-25	Nov-25	Dec-25
Richardson ISD	5.37	5.36	5.36	5.36	5.37	5.34	5.28	5.21	5.06	4.86	4.73	4.61	4.48	4.46	4.42	4.37	4.35	4.35	4.33	4.28	4.23	4.09	3.95	3.87
6 Month CMT	5.43	5.39	5.36	5.33	5.33	5.34	5.34	5.29	5.16	5.00	4.84	4.66	4.50	4.39	4.34	4.30	4.28	4.27	4.28	4.25	4.18	4.11	4.02	3.91
TexStar	5.32	5.30	5.30	5.31	5.31	5.31	5.31	5.29	5.13	4.87	4.71	4.56	4.39	4.36	4.34	4.33	4.30	4.28	4.30	4.29	4.21	4.12	3.98	3.82

Fund Overview

Fund Name	Prior Book Value	Prior Market Value	Changes to Market Value	Current Book Value	Current Market Value	Net Income	Days to Final Mty	YTM	YTW
199-General Operating Fund	181,865,844.10	181,890,372.36	74,849,949.36	256,687,670.84	256,740,321.72	1,855,771.33	41	3.825%	3.825%
240-Food Service Fund	7,747,208.80	7,747,208.80	(1,533,061.42)	6,214,147.38	6,214,147.38	73,683.08	1	3.827%	3.827%
497-Permanent Local School Fund	26,703,982.54	26,736,769.37	181,672.19	26,878,397.97	26,918,441.56	267,531.80	165	3.936%	3.936%
599-Debt Service Fund	24,764,417.90	24,783,776.67	7,696,971.91	32,467,840.59	32,480,748.58	274,244.94	28	4.054%	4.054%
629-Special Capital Projects	12,440,650.11	12,440,650.11	(287,432.96)	12,153,217.15	12,153,217.15	124,375.20	1	3.827%	3.827%
644-Cap Proj/2016 Construction	17,691,738.73	17,691,738.73	119,705.78	17,811,444.51	17,811,444.51	178,186.43	1	3.827%	3.827%
650-Cap Proj/2021 Construction	141,536,615.81	141,551,243.79	(7,744,319.47)	133,743,141.21	133,806,924.32	1,415,297.98	137	3.920%	3.920%
755-Workers' Compensation Fund	2,212,377.74	2,212,377.74	270,800.30	2,483,178.04	2,483,178.04	22,918.44	1	3.827%	3.827%
Total	414,962,835.73	415,054,137.57	73,554,285.69	488,439,037.68	488,608,423.26	4,212,009.20	70	3.873%	3.873%

Detail of Security Holdings

CUSIP	Settle Date	Security Type	Security Description	CPN	Maturity Date	Next Call Date	Call Type	Par Value	Purch Price	Original Cost	Book Value	Mkt Price	Market Value	Days to Mty	Days to Call	YTM	YTW	Rating	
199-General Operating Fund																			
LNSTGOV		LGIP	LoneStar Gov O/N	3.810	12/31/25			25,746,495.68	100.000	25,746,495.68	25,746,495.68	100.000	25,746,495.68	1		3.810	3.810	AAA	
TEXPOOL		LGIP	TexPool	3.827	12/31/25			131,640,890.61	100.000	131,640,890.61	131,640,890.61	100.000	131,640,890.61	1		3.827	3.827	AAA	
TEXSTAR		LGIP	TexSTAR	3.825	12/31/25			36,035,124.03	100.000	36,035,124.03	36,035,124.03	100.000	36,035,124.03	1		3.825	3.825	AAA	
WFRCHSDSW		MMFUND	Allspring Govt MM Instl		12/31/25			3,725,821.40	100.000	3,725,821.40	3,725,821.40	100.000	3,725,821.40	1		3.680	3.680	AAA	
3133EP4K8	04/29/25	AGCY	FFCB	4.625	03/05/26			10,000,000.00	100.493	10,049,250.00	10,010,253.51	100.148	10,014,820.00	64		4.024	4.024	AA+	
91282CHH7	10/02/25	US GOVT	U.S. Treasury Note	4.125	06/15/26			20,000,000.00	100.270	20,053,906.25	20,035,523.33	100.266	20,053,125.00	166		3.726	3.726	AA+	
313385ZL3	11/18/25	AGCY	FHLB	0.000	07/17/26			15,000,000.00	97.570	14,635,487.50	14,702,037.50	98.100	14,714,985.00	198		3.755	3.755	A-1+	
78009BGH9	11/18/25	CP	Royal Bank of Canada	0.000	07/17/26			10,000,000.00	97.429	9,742,933.33	9,789,866.66	97.951	9,795,120.00	198		3.941	3.941	A-1+	
3130B3A29	10/17/24	AGCY	FHLB	4.000	10/09/26			5,000,000.00	100.083	5,004,150.00	5,001,658.12	100.279	5,013,940.00	282		3.956	3.956	AA+	
Total 199-General Operating Fund								257,148,331.72		256,634,058.80	256,687,670.84		256,740,321.72	41		3.825	3.825		
240-Food Service Fund																			
TEXPOOL		LGIP	TexPool	3.827	12/31/25			6,214,147.38	100.000	6,214,147.38	6,214,147.38	100.000	6,214,147.38	1		3.827	3.827	AAA	
Total 240-Food Service Fund								6,214,147.38		6,214,147.38	6,214,147.38		6,214,147.38	1		3.827	3.827		
497-Permanent Local School Fund																			
TEXPOOL		LGIP	TexPool	3.827	12/31/25			5,883,756.66	100.000	5,883,756.66	5,883,756.66	100.000	5,883,756.66	1		3.827	3.827	AAA	
3133EP4K8	04/29/25	AGCY	FFCB	4.625	03/05/26			5,000,000.00	100.493	5,024,625.00	5,005,126.75	100.148	5,007,410.00	64		4.024	4.024	AA+	
91282CLH2	08/12/25	US GOVT	U.S. Treasury Note	3.750	08/31/26			10,000,000.00	99.801	9,980,078.13	9,987,524.81	100.105	10,010,546.90	243		3.944	3.944	AA+	
3130B3A29	10/17/24	AGCY	FHLB	4.000	10/09/26			6,000,000.00	100.083	6,004,980.00	6,001,989.74	100.279	6,016,728.00	282		3.956	3.956	AA+	
Total 497-Permanent Local School Fund								26,883,756.66		26,893,439.79	26,878,397.97		26,918,441.56	165		3.936	3.936		
599-Debt Service Fund																			
TEXPOOL		LGIP	TexPool	3.827	12/31/25			7,564,686.08	100.000	7,564,686.08	7,564,686.08	100.000	7,564,686.08	1		3.827	3.827	AAA	
912797RL3	08/07/25	US GOVT	U.S. Treasury Bill	0.000	02/05/26			25,000,000.00	97.986	24,496,403.47	24,903,154.51	99.664	24,916,062.50	36		4.123	4.123	A-1+	

Detail of Security Holdings

CUSIP	Settle Date	Security Type	Security Description	CPN	Maturity Date	Next Call Date	Call Type	Par Value	Purch Price	Original Cost	Book Value	Mkt Price	Market Value	Days to Mty	Days to Call	YTM	YTW	Rating	
Total 599-Debt Service Fund								32,564,686.08		32,061,089.55	32,467,840.59		32,480,748.58	28		4.054	4.054		
629-Special Capital Projects																			
TEXPOOL		LGIP	TexPool	3.827	12/31/25			12,153,217.15	100.000	12,153,217.15	12,153,217.15	100.000	12,153,217.15	1		3.827	3.827	AAA	
Total 629-Special Capital Projects								12,153,217.15		12,153,217.15	12,153,217.15		12,153,217.15	1		3.827	3.827		
644-Cap Proj/2016 Construction																			
TEXPOOL		LGIP	TexPool	3.827	12/31/25			17,811,444.51	100.000	17,811,444.51	17,811,444.51	100.000	17,811,444.51	1		3.827	3.827	AAA	
Total 644-Cap Proj/2016 Construction								17,811,444.51		17,811,444.51	17,811,444.51		17,811,444.51	1		3.827	3.827		
650-Cap Proj/2021 Construction																			
TEXPOOL		LGIP	TexPool	3.827	12/31/25			3,435,969.82	100.000	3,435,969.82	3,435,969.82	100.000	3,435,969.82	1		3.827	3.827	AAA	
TEXSTAR		LGIP	TexSTAR	3.825	12/31/25			6,412,048.25	100.000	6,412,048.25	6,412,048.25	100.000	6,412,048.25	1		3.825	3.825	AAA	
78009BB68	05/12/25	CP	Royal Bank of Canada	0.000	02/06/26			25,000,000.00	96.872	24,218,125.00	24,895,750.00	99.617	24,904,150.00	37		4.305	4.305	A-1+	
313385VJ2	10/16/25	AGCY	FHLB	0.000	04/10/26			25,000,000.00	98.181	24,545,333.33	24,744,250.00	99.034	24,758,600.00	100		3.842	3.842	A-1+	
89233HE18	08/04/25	CP	Toyota Motor Credit Corp	0.000	05/01/26			10,000,000.00	96.940	9,694,000.00	9,864,000.00	98.733	9,873,260.00	121		4.209	4.209	A-1+	
91282CHH7	09/18/25	US GOVT	U.S. Treasury Note	4.125	06/15/26			25,000,000.00	100.262	25,065,429.69	25,040,971.65	100.266	25,066,406.25	166		3.757	3.757	AA+	
89233HGQ1	10/28/25	CP	Toyota Motor Credit Corp	0.000	07/24/26			15,000,000.00	97.190	14,578,566.67	14,680,400.00	97.863	14,679,465.00	205		3.869	3.869	A-1+	
3135G0Q22	11/12/25	AGCY	FNMA	1.875	09/24/26			25,000,000.00	98.429	24,607,308.25	24,669,751.49	98.708	24,677,025.00	267		3.732	3.732	AA+	
Total 650-Cap Proj/2021 Construction								134,848,018.07		132,556,781.01	133,743,141.21		133,806,924.32	137		3.920	3.920		
755-Workers' Compensation Fund																			
TEXPOOL		LGIP	TexPool	3.827	12/31/25			2,483,178.04	100.000	2,483,178.04	2,483,178.04	100.000	2,483,178.04	1		3.827	3.827	AAA	
Total 755-Workers' Compensation Fund								2,483,178.04		2,483,178.04	2,483,178.04		2,483,178.04	1		3.827	3.827		
Grand Total								490,106,779.61		486,807,356.23	488,439,037.68		488,608,423.26	70		3.873	3.873		

Earned Income

CUSIP	Security Type	Detailed Security Description	Beginning Accrued	Interest Earned	Interest Rec'd/ Sold/Matured	Interest Purchased	Ending Accrued	Disc Accr/Prem Amort	Net Realized Gain/Loss	Net Income
199-General Operating Fund										
912797RP4	US GOVT	U.S. Treasury Bill 0.0 11/18/2025	0.00	0.00	0.00	0.00	0.00	140,700.00	0.00	140,700.00
LNSTGOV	LGIP	LoneStar Gov O/N	0.00	256,036.20	256,036.20	0.00	0.00	0.00	0.00	256,036.20
TEXPOOL	LGIP	TexPool	0.00	687,121.36	687,121.36	0.00	0.00	0.00	0.00	687,121.36
TEXSTAR	LGIP	TexSTAR	0.00	291,319.58	291,319.58	0.00	0.00	0.00	0.00	291,319.58
WFRCHSDSW	MMFUND	Allspring Govt MM Instl	0.00	30,045.39	30,045.39	0.00	0.00	0.00	0.00	30,045.39
3133EP4K8	AGCY	FFCB 4.625 03/05/2026	33,402.78	115,625.00	0.00	0.00	149,027.78	(14,973.37)	0.00	100,651.63
91282CHH7	US GOVT	U.S. Treasury Note 4.125 06/15/2026	0.00	205,333.50	412,500.00	(245,696.72)	38,530.22	(18,382.92)	0.00	186,950.58
313385ZL3	AGCY	FHLB 0.0 07/17/2026	0.00	0.00	0.00	0.00	0.00	66,550.00	0.00	66,550.00
78009BGH9	CP	Royal Bank of Canada 0.0 07/17/2026	0.00	0.00	0.00	0.00	0.00	46,933.33	0.00	46,933.33
3130B3A29	AGCY	FHLB 4.0 10/09/2026	95,555.56	50,000.00	100,000.00	0.00	45,555.56	(536.74)	0.00	49,463.26
Total 199-General Operating Fund			128,958.33	1,635,481.03	1,777,022.53	(245,696.72)	233,113.55	220,290.30	0.00	1,855,771.33
240-Food Service Fund										
TEXPOOL	LGIP	TexPool	0.00	73,683.08	73,683.08	0.00	0.00	0.00	0.00	73,683.08
Total 240-Food Service Fund			0.00	73,683.08	73,683.08	0.00	0.00	0.00	0.00	73,683.08
497-Permanent Local School Fund										
TEXPOOL	LGIP	TexPool	0.00	57,814.69	57,814.69	0.00	0.00	0.00	0.00	57,814.69
3133EP4K8	AGCY	FFCB 4.625 03/05/2026	16,701.39	57,812.50	0.00	0.00	74,513.89	(7,486.69)	0.00	50,325.81
91282CLH2	US GOVT	U.S. Treasury Note 3.75 08/31/2026	32,113.26	95,303.87	0.00	0.00	127,417.13	4,731.51	0.00	100,035.38
3130B3A29	AGCY	FHLB 4.0 10/09/2026	114,666.67	60,000.00	120,000.00	0.00	54,666.67	(644.08)	0.00	59,355.92
Total 497-Permanent Local School Fund			163,481.32	270,931.06	177,814.69	0.00	256,597.68	(3,399.26)	0.00	267,531.80
599-Debt Service Fund										
TEXPOOL	LGIP	TexPool	0.00	19,679.66	19,679.66	0.00	0.00	0.00	0.00	19,679.66
912797RL3	US GOVT	U.S. Treasury Bill 0.0 02/05/2026	0.00	0.00	0.00	0.00	0.00	254,565.28	0.00	254,565.28

Earned Income

CUSIP	Security Type	Detailed Security Description	Beginning Accrued	Interest Earned	Interest Rec'd/ Sold/Matured	Interest Purchased	Ending Accrued	Disc Accr/Prem Amort	Net Realized Gain/Loss	Net Income
Total 599-Debt Service Fund			0.00	19,679.66	19,679.66	0.00	0.00	254,565.28	0.00	274,244.94
629-Special Capital Projects										
TEXPOOL	LGIP	TexPool	0.00	124,375.20	124,375.20	0.00	0.00	0.00	0.00	124,375.20
Total 629-Special Capital Projects			0.00	124,375.20	124,375.20	0.00	0.00	0.00	0.00	124,375.20
644-Cap Proj/2016 Construction										
TEXPOOL	LGIP	TexPool	0.00	178,186.43	178,186.43	0.00	0.00	0.00	0.00	178,186.43
Total 644-Cap Proj/2016 Construction			0.00	178,186.43	178,186.43	0.00	0.00	0.00	0.00	178,186.43
650-Cap Proj/2021 Construction										
91282CFP1	US GOVT	U.S. Treasury Note 4.25 10/15/2025	490,607.92	40,642.08	531,250.00	0.00	0.00	4,720.69	0.00	45,362.76
912797QG5	US GOVT	U.S. Treasury Bill 0.0 10/23/2025	0.00	0.00	0.00	0.00	0.00	37,225.83	0.00	37,225.83
912797RN9	US GOVT	U.S. Treasury Bill 0.0 11/12/2025	0.00	0.00	0.00	0.00	0.00	123,261.25	0.00	123,261.25
TEXPOOL	LGIP	TexPool	0.00	42,744.90	42,744.90	0.00	0.00	0.00	0.00	42,744.90
TEXSTAR	LGIP	TexSTAR	0.00	131,008.61	131,008.61	0.00	0.00	0.00	0.00	131,008.61
78009BB68	CP	Royal Bank of Canada 0.0 02/06/2026	0.00	0.00	0.00	0.00	0.00	266,416.67	0.00	266,416.67
313385VJ2	AGCY	FHLB 0.0 04/10/2026	0.00	0.00	0.00	0.00	0.00	198,916.67	0.00	198,916.67
89233HE18	CP	Toyota Motor Credit Corp 0.0 05/01/2026	0.00	0.00	0.00	0.00	0.00	104,266.67	0.00	104,266.67
91282CHH7	US GOVT	U.S. Treasury Note 4.125 06/15/2026	304,303.28	259,484.50	515,625.00	0.00	48,162.77	(21,468.52)	0.00	238,015.97
89233HGO1	CP	Toyota Motor Credit Corp 0.0 07/24/2026	0.00	0.00	0.00	0.00	0.00	101,833.33	0.00	101,833.33
3135G0Q22	AGCY	FNMA 1.875 09/24/2026	0.00	63,802.08	0.00	(62,500.00)	126,302.08	62,443.24	0.00	126,245.32
Total 650-Cap Proj/2021 Construction			794,911.20	537,682.17	1,220,628.51	(62,500.00)	174,464.86	877,615.82	0.00	1,415,297.98
755-Workers' Compensation Fund										
TEXPOOL	LGIP	TexPool	0.00	22,918.44	22,918.44	0.00	0.00	0.00	0.00	22,918.44

Earned Income

CUSIP	Security Type	Detailed Security Description	Beginning Accrued	Interest Earned	Interest Rec'd/ Sold/Matured	Interest Purchased	Ending Accrued	Disc Accr/Prem Amort	Net Realized Gain/Loss	Net Income
		Total 755-Workers' Compensation Fund	0.00	22,918.44	22,918.44	0.00	0.00	0.00	0.00	22,918.44
		Grand Total	1,087,350.85	2,862,937.06	3,594,308.54	(308,196.72)	664,176.09	1,349,072.14	0.00	4,212,009.20

Investment Transactions

CUSIP	Trade Date	Settle Date	Security Type	Security Description	Coupon	Maturity Date	Call Date	Par Value	Price	Principal Amount	Interest Purchased/Received	Total Amount	Realized Gain/Loss	YTM	YTW
199-General Operating Fund															
Buy															
91282CHH7	10/01/25	10/02/25	US GOVT	U.S. Treasury Note	4.125	06/15/26		20,000,000.00	100.270	20,053,906.25	245,696.72	20,299,602.97	0.00	3.726	3.726
313385ZL3	11/17/25	11/18/25	AGCY	FHLB	0.000	07/17/26		15,000,000.00	97.570	14,635,487.50	0.00	14,635,487.50	0.00	3.755	3.755
78009BGH9	11/17/25	11/18/25	CP	Royal Bank of Canada	0.000	07/17/26		10,000,000.00	97.429	9,742,933.33	0.00	9,742,933.33	0.00	3.941	3.941
Total Buy								45,000,000.00		44,432,327.08	245,696.72	44,678,023.80	0.00		
Coupon															
3130B3A29	10/09/25	10/09/25	AGCY	FHLB	4.000	10/09/26		0.00		0.00	100,000.00	100,000.00	0.00	--	--
91282CHH7	12/15/25	12/15/25	US GOVT	U.S. Treasury Note	4.125	06/15/26		0.00		0.00	412,500.00	412,500.00	0.00	--	--
Total Coupon								0.00		0.00	512,500.00	512,500.00	0.00		
Maturity															
912797RP4	11/18/25	11/18/25	US GOVT	U.S. Treasury Bill	0.000	11/18/25		(25,000,000.00)	100.000	25,000,000.00	0.00	25,000,000.00	0.00	--	--
Total Maturity								(25,000,000.00)		25,000,000.00	0.00	25,000,000.00	0.00		
497-Permanent Local School Fund															
Coupon															
3130B3A29	10/09/25	10/09/25	AGCY	FHLB	4.000	10/09/26		0.00		0.00	120,000.00	120,000.00	0.00	--	--
Total Coupon								0.00		0.00	120,000.00	120,000.00	0.00		
650-Cap Proj/2021 Construction															
Buy															
313385VJ2	10/15/25	10/16/25	AGCY	FHLB	0.000	04/10/26		25,000,000.00	98.181	24,545,333.33	0.00	24,545,333.33	0.00	3.842	3.842
89233HGQ1	10/27/25	10/28/25	CP	Toyota Motor Credit Corp	0.000	07/24/26		15,000,000.00	97.190	14,578,566.67	0.00	14,578,566.67	0.00	3.869	3.869
3135G0Q22	11/10/25	11/12/25	AGCY	FNMA	1.875	09/24/26		25,000,000.00	98.429	24,607,308.25	62,500.00	24,669,808.25	0.00	3.732	3.732
Total Buy								65,000,000.00		63,731,208.25	62,500.00	63,793,708.25	0.00		
Coupon															
91282CFP1	10/15/25	10/15/25	US GOVT	U.S. Treasury Note	4.250	10/15/25		0.00		0.00	531,250.00	531,250.00	0.00	--	--

Investment Transactions

CUSIP	Trade Date	Settle Date	Security Type	Security Description	Coupon	Maturity Date	Call Date	Par Value	Price	Principal Amount	Interest Purchased/Received	Total Amount	Realized Gain/Loss	YTM	YTW
91282CHH7	12/15/25	12/15/25	US GOVT	U.S. Treasury Note	4.125	06/15/26		0.00		0.00	515,625.00	515,625.00	0.00	--	--
Total Coupon								0.00		0.00	1,046,875.00	1,046,875.00	0.00		
Maturity															
91282CFP1	10/15/25	10/15/25	US GOVT	U.S. Treasury Note	4.250	10/15/25		(25,000,000.00)	100.000	25,000,000.00	0.00	25,000,000.00	0.00	--	--
912797QG5	10/23/25	10/23/25	US GOVT	U.S. Treasury Bill	0.000	10/23/25		(15,000,000.00)	100.000	15,000,000.00	0.00	15,000,000.00	0.00	--	--
912797RN9	11/12/25	11/12/25	US GOVT	U.S. Treasury Bill	0.000	11/12/25		(25,000,000.00)	100.000	25,000,000.00	0.00	25,000,000.00	0.00	--	--
Total Maturity								(65,000,000.00)		65,000,000.00	0.00	65,000,000.00	0.00		

Investment Transactions Totals

Transaction Type	Quantity	Principal Amount	Interest	Total Amount	Realized G/L	YTM	YTW
Total Buy	110,000,000.00	(108,163,535.33)	(308,196.72)	(108,471,732.05)	0.00	3.796	3.796
Total Maturity	(90,000,000.00)	90,000,000.00	0.00	90,000,000.00	0.00	4.433	4.433
Total Coupon	0.00	0.00	1,679,375.00	1,679,375.00	0.00		

Amortization and Accretion

CUSIP	Settle Date	Security Type	Detailed Security Description	Purchase Qty	Orig Price	Original Cost	Amort/Accr for Period	Total Amort/Accr Since Purch	Remaining Disc/Premium	Ending Book Value
199-General Operating Fund										
912797RP4	07/31/25	US GOVT	U.S. Treasury Bill 0.0 11/18/2025	0.00	0.000	0.00	140,700.00	0.00	0.00	0.00
3133EP4K8	04/29/25	AGCY	FFCB 4.625 03/05/2026	10,000,000.00	100.493	10,049,250.00	(14,973.37)	(38,996.49)	10,253.51	10,010,253.51
91282CHH7	10/02/25	US GOVT	U.S. Treasury Note 4.125 06/15/2026	20,000,000.00	100.270	20,053,906.25	(18,382.92)	(18,382.92)	35,523.33	20,035,523.33
313385ZL3	11/18/25	AGCY	FHLB 0.0 07/17/2026	15,000,000.00	97.570	14,635,487.50	66,550.00	66,550.00	(297,962.50)	14,702,037.50
78009BGH9	11/18/25	CP	Royal Bank of Canada 0.0 07/17/2026	10,000,000.00	97.429	9,742,933.33	46,933.33	46,933.33	(210,133.34)	9,789,866.66
3130B3A29	10/17/24	AGCY	FHLB 4.0 10/09/2026	5,000,000.00	100.083	5,004,150.00	(536.74)	(2,491.88)	1,658.12	5,001,658.12
Total 199-General Operating Fund				60,000,000.00		59,485,727.08	220,290.30	53,612.04	(460,660.88)	59,539,339.12
497-Permanent Local School Fund										
3133EP4K8	04/29/25	AGCY	FFCB 4.625 03/05/2026	5,000,000.00	100.493	5,024,625.00	(7,486.69)	(19,498.25)	5,126.75	5,005,126.75
91282CLH2	08/12/25	US GOVT	U.S. Treasury Note 3.75 08/31/2026	10,000,000.00	99.801	9,980,078.13	4,731.51	7,446.68	(12,475.19)	9,987,524.81
3130B3A29	10/17/24	AGCY	FHLB 4.0 10/09/2026	6,000,000.00	100.083	6,004,980.00	(644.08)	(2,990.26)	1,989.74	6,001,989.74
Total 497-Permanent Local School Fund				21,000,000.00		21,009,683.13	(3,399.26)	(15,041.82)	(5,358.69)	20,994,641.31
599-Debt Service Fund										
912797RL3	08/07/25	US GOVT	U.S. Treasury Bill 0.0 02/05/2026	25,000,000.00	97.986	24,496,403.47	254,565.28	406,751.04	(96,845.49)	24,903,154.51
Total 599-Debt Service Fund				25,000,000.00		24,496,403.47	254,565.28	406,751.04	(96,845.49)	24,903,154.51
650-Cap Proj/2021 Construction										
91282CFP1	07/18/24	US GOVT	U.S. Treasury Note 4.25 10/15/2025	0.00	0.000	0.00	4,720.69	0.00	0.00	0.00
912797QG5	04/28/25	US GOVT	U.S. Treasury Bill 0.0 10/23/2025	0.00	0.000	0.00	37,225.83	0.00	0.00	0.00
912797RN9	07/15/25	US GOVT	U.S. Treasury Bill 0.0 11/12/2025	0.00	0.000	0.00	123,261.25	0.00	0.00	0.00
78009BB68	05/12/25	CP	Royal Bank of Canada 0.0 02/06/2026	25,000,000.00	96.872	24,218,125.00	266,416.67	677,625.00	(104,250.00)	24,895,750.00
313385VJ2	10/16/25	AGCY	FHLB 0.0 04/10/2026	25,000,000.00	98.181	24,545,333.33	198,916.67	198,916.67	(255,750.00)	24,744,250.00
89233HE18	08/04/25	CP	Toyota Motor Credit Corp 0.0 05/01/2026	10,000,000.00	96.940	9,694,000.00	104,266.67	170,000.00	(136,000.00)	9,864,000.00

Amortization and Accretion

CUSIP	Settle Date	Security Type	Detailed Security Description	Purchase Qty	Orig Price	Original Cost	Amort/Accr for Period	Total Amort/Accr Since Purch	Remaining Disc/Premium	Ending Book Value
91282CHH7	09/18/25	US GOVT	U.S. Treasury Note 4.125 06/15/2026	25,000,000.00	100.262	25,065,429.69	(21,468.52)	(24,458.04)	40,971.65	25,040,971.65
89233HGQ1	10/28/25	CP	Toyota Motor Credit Corp 0.0 07/24/2026	15,000,000.00	97.190	14,578,566.67	101,833.33	101,833.33	(319,600.00)	14,680,400.00
3135G0Q22	11/12/25	AGCY	FNMA 1.875 09/24/2026	25,000,000.00	98.429	24,607,308.25	62,443.24	62,443.24	(330,248.51)	24,669,751.49
Total 650-Cap Proj/2021 Construction				125,000,000.00		122,708,762.94	877,615.82	1,186,360.20	(1,104,876.86)	123,895,123.14
Grand Total				231,000,000.00		227,700,576.62	1,349,072.14	1,631,681.45	(1,667,741.93)	229,332,258.07

Projected Cash Flows

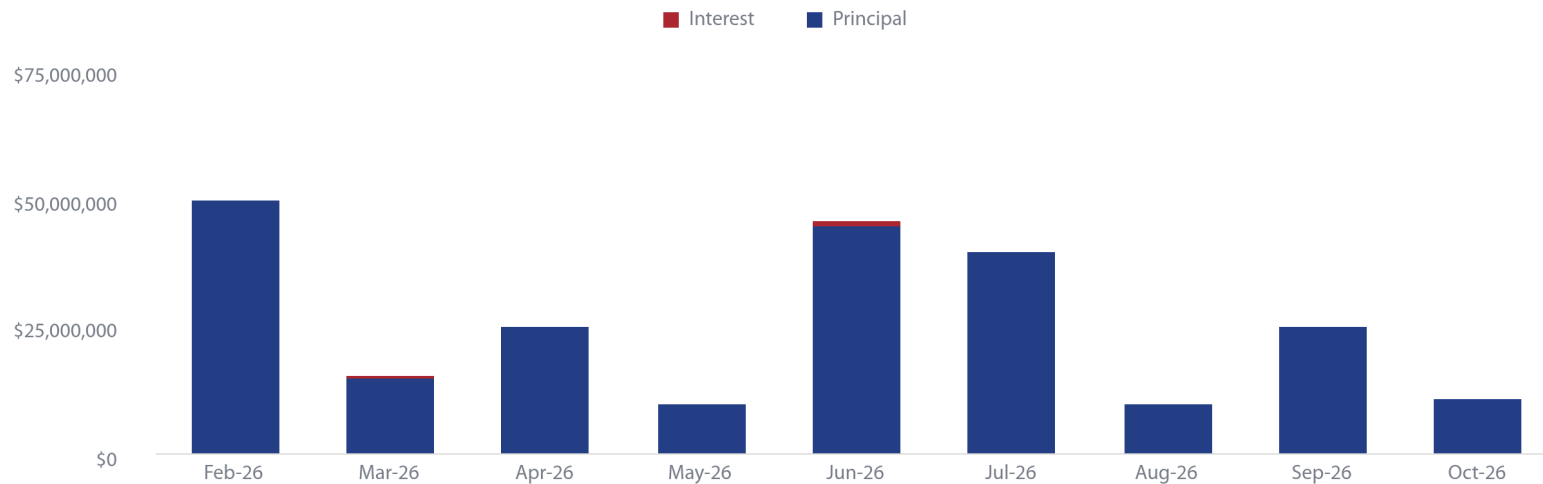
CUSIP	Detailed Security Description	Post Date	Interest	Principal	Total Amount
199-General Operating Fund					
3133EP4K8	FFCB 4.625 03/05/2026	03/05/26	231,250.00		231,250.00
3133EP4K8	FFCB 4.625 03/05/2026	03/05/26		10,000,000.00	10,000,000.00
3130B3A29	FHLB 4.0 10/09/2026	04/09/26	100,000.00		100,000.00
91282CHH7	U.S. Treasury Note 4.125 06/15/2026	06/15/26	412,500.00		412,500.00
91282CHH7	U.S. Treasury Note 4.125 06/15/2026	06/15/26		20,000,000.00	20,000,000.00
313385ZL3	FHLB 0.0 07/17/2026	07/17/26		15,000,000.00	15,000,000.00
78009BGH9	Royal Bank of Canada 0.0 07/17/2026	07/17/26		10,000,000.00	10,000,000.00
3130B3A29	FHLB 4.0 10/09/2026	10/09/26	100,000.00		100,000.00
3130B3A29	FHLB 4.0 10/09/2026	10/09/26		5,000,000.00	5,000,000.00
497-Permanent Local School Fund					
91282CLH2	U.S. Treasury Note 3.75 08/31/2026	03/02/26	187,500.00		187,500.00
3133EP4K8	FFCB 4.625 03/05/2026	03/05/26	115,625.00		115,625.00
3133EP4K8	FFCB 4.625 03/05/2026	03/05/26		5,000,000.00	5,000,000.00
3130B3A29	FHLB 4.0 10/09/2026	04/09/26	120,000.00		120,000.00
91282CLH2	U.S. Treasury Note 3.75 08/31/2026	08/31/26	187,500.00		187,500.00
91282CLH2	U.S. Treasury Note 3.75 08/31/2026	08/31/26		10,000,000.00	10,000,000.00
3130B3A29	FHLB 4.0 10/09/2026	10/09/26	120,000.00		120,000.00
3130B3A29	FHLB 4.0 10/09/2026	10/09/26		6,000,000.00	6,000,000.00
599-Debt Service Fund					
912797RL3	U.S. Treasury Bill 0.0 02/05/2026	02/05/26		25,000,000.00	25,000,000.00
650-Cap Proj/2021 Construction					
78009BB68	Royal Bank of Canada 0.0 02/06/2026	02/06/26		25,000,000.00	25,000,000.00
3135G0Q22	FNMA 1.875 09/24/2026	03/24/26	234,375.00		234,375.00
313385VJ2	FHLB 0.0 04/10/2026	04/10/26		25,000,000.00	25,000,000.00
89233HE18	Toyota Motor Credit Corp 0.0 05/01/2026	05/01/26		10,000,000.00	10,000,000.00
91282CHH7	U.S. Treasury Note 4.125 06/15/2026	06/15/26	515,625.00		515,625.00
91282CHH7	U.S. Treasury Note 4.125 06/15/2026	06/15/26		25,000,000.00	25,000,000.00

Projected Cash Flows

CUSIP	Detailed Security Description	Post Date	Interest	Principal	Total Amount
89233HGQ1	Toyota Motor Credit Corp 0.0 07/24/2026	07/24/26		15,000,000.00	15,000,000.00
3135G0Q22	FNMA 1.875 09/24/2026	09/24/26	234,375.00		234,375.00
3135G0Q22	FNMA 1.875 09/24/2026	09/24/26		25,000,000.00	25,000,000.00
Grand Total			2,558,750.00	231,000,000.00	233,558,750.00

Projected Cash Flows Totals

Month and Year	Interest	Principal	Total Amount
February 2026		50,000,000.00	50,000,000.00
March 2026	768,750.00	15,000,000.00	15,768,750.00
April 2026	220,000.00	25,000,000.00	25,220,000.00
May 2026		10,000,000.00	10,000,000.00
June 2026	928,125.00	45,000,000.00	45,928,125.00
July 2026		40,000,000.00	40,000,000.00
August 2026	187,500.00	10,000,000.00	10,187,500.00
September 2026	234,375.00	25,000,000.00	25,234,375.00
October 2026	220,000.00	11,000,000.00	11,220,000.00
Total	2,558,750.00	231,000,000.00	233,558,750.00



Disclosures & Disclaimers

As a courtesy to investors this information: (1) is provided for informational purposes only; (2) should not be construed as an offer to sell or a solicitation of an offer to buy any security; and (3) does not replace customer statements.

This report is designed to provide general information and is not intended to provide specific legal, investment, accounting, tax or other professional advice.

It is important to review and save all source documents provided by a product sponsor or brokerage firm which may contain notices, disclosures and other information important to you and may also serve as a reference. If conflicts between this report and sponsor reports or confirmations exist, the information provided by the product sponsors shall prevail. Fees and sales charges paid may not be reflected in the information.

The information and data contained herein is obtained from sources believed to be reliable but its accuracy or completeness is not guaranteed. Additionally, the information may contain assets held away from HTS, therefore investors should contact customer service or other representatives from the respective distributors or issuers to determine SIPC coverage for heldaway assets. HTS and HSAM do not guarantee the information contained herein or its accuracy or completeness regarding contributions, withdrawals, protected values. All information is subject to further review with client to validate final values.

It is not possible to directly invest in an index. Financial forecasts, rates of return, risk, inflation, and other assumptions may be used as the basis for illustrations. They should not be considered a guarantee of future performance or a guarantee of achieving overall financial objectives. Past performance is not a guarantee or a predictor of future results of either the indices or any particular investment. S&P rates the creditworthiness of individual bonds from: AAA highest to D lowest.

Investing in fixed income securities involves interest rate risk, credit risk, and inflation risk. Interest rate risk is the possibility that bond prices will decrease because of an interest rate increase. When interest rates rise, bond prices and the values of fixed income securities fall. When interest rates fall, bond prices and the values of fixed income securities rise. Credit risk is the risk that a company will not be able to pay its debts, including the interest on its bonds. Inflation risk is the possibility that the interest paid on an investment in bonds will be lower than the inflation rate, decreasing purchasing power.

Cash alternatives typically include money market securities and U.S. treasury bills. Investing in such cash alternatives involves inflation risk. In addition, investments in money market securities may involve credit risk and a risk of principal loss. Because money market securities are neither insured nor guaranteed by the Federal Deposit Insurance Corporation or any other government agency, there is no guarantee the value of your investment will be maintained at \$1.00 per share, and your shares, when sold, may be worth more or less than what you originally paid for them. U.S. Treasury bills are subject to market risk if sold prior to maturity. Market risk is the possibility that the value, when sold, might be less than the purchase price.

Investing in stock securities involves volatility risk, market risk, business risk, and industry risk. The prices of most stocks fluctuate. Volatility risk is the chance that the value of a stock will fall. Market risk is the chance that the prices of all stocks will fall due to conditions in the economic environment. Business risk is the chance that a specific company's stock will fall because of issues affecting it. Industry risk is the chance that a set of factors particular to an industry group will adversely affect stock prices within the industry.

Securities offered by HTS: (1) are not FDIC (Federal Deposit Insurance Corporation) insured; (2) are not bank deposits; (3) are not guaranteed by any bank or by any other federal government agency. None of the named entities are affiliates of HTS or HSAM. Hilltop Securities Asset Management (HSAM) is an SEC-registered investment advisor. Hilltop Securities Inc. (HTS) is a registered broker-dealer, registered investment adviser and municipal advisor firm that does not provide tax or legal advice. Member of FINRA & SIPC. HTS and HSAM are wholly owned subsidiaries of Hilltop Holdings, Inc. (NYSE: HTH) located at 717 N. Harwood St., Suite 3400, Dallas, Texas 75201, (214) 859-1800, 833-4HILLTOP.

Copyright 2025, S&P Global Market Intelligence. Reproduction of any information, data or material, including ratings ("Content") in any form is prohibited except with the prior written permission of the relevant party. Such party, its affiliates and suppliers ("Content Providers") do not guarantee the accuracy, adequacy, completeness, timeliness or availability of any Content and are not responsible for any errors or omissions (negligent or otherwise), regardless of the cause, or for the results obtained from the use of such Content. In no event shall Content Providers be liable for any damages, costs, expenses, legal fees, or losses (including lost income or lost profit and opportunity costs) in connection with any use of the Content.

A reference to a particular investment or security, a rating or any observation concerning an investment that is part of the content is not a recommendation to buy, sell or hold such investment or security, does not address the suitability of an investment or security and should not be relied on as investment advice. Credit ratings are statements of opinions and are not statements of fact.

**BOARD OF TRUSTEES
Richardson Independent School District
Richardson, Texas**

Date: February 19, 2026

Submitted by: David Pate, Assistant Superintendent of Finance & Support Services

INFORMATION ITEM

TOPIC: No Kid Hungry Grant to fund Grab and Go Breakfast Option

BACKGROUND INFORMATION:

Board policy CB Local calls for public notice of all federal and state grant awards to be presented to the Board and published to the district website. The Child Nutrition department has secured \$10,890 in grant funding from Share Our Strength's No Kid Hungry Campaign, which will provide funding to expand RISD's National School Breakfast Program and introduce a Grab and Go Breakfast program at Richardson High School and Lake Highlands High School. The funds will be utilized to purchase equipment necessary to implement the Grab and Go option in addition to the traditional cafeteria model. The Grab and Go Breakfast will be served from mobile grab and go carts in high traffic areas, providing students with convenient access to a meal before school and helping to increase breakfast participation.

SUPERINTENDENT'S RECOMMENDATION:

The Superintendent provides this report for the Board's information and review.

**BOARD OF TRUSTEES
Richardson Independent School District
Richardson, Texas**

Date: February 19, 2026

Submitted by: David Pate, Assistant Superintendent of Finance and Support Services

ACTION ITEM

TOPIC: Approval to Ratify Agreement

BACKGROUND INFORMATION

The Purchasing Department facilitates requests for bids and proposals. District staff review, evaluate and score all bids and proposals. The evaluation committee recommends a vendor or vendors as appropriate for the product or services sought. The district engages with the top ranked vendor(s) and attempts to negotiate final contracts. District personnel finalized the contract(s) listed in Schedule A after the start date.

SUPERINTENDENT'S RECOMMENDATION

The Board of Trustees of the Richardson Independent School District approve and ratify the contracts for products or services as described in Schedule A.

PROPOSED RESOLUTION

WHEREAS, the Board of Trustees consistent with the requirement to maintain proper contract compliance; and

WHEREAS, the District seeks to enter into and ratify an agreement;

BE IT THEREFORE RESOLVED, that the Board of Trustees of the Richardson Independent School District hereby approves Administration to enter into and ratify the agreements for products or services as described in Schedule A and be it further resolved the Assistant Superintendent of Finance and Support Services is authorized to execute such contracts.

APPROVED on the 19th day of February 2026.

Board of Trustees

By: _____
Name: Chris Poteet
Title: President

Date Signed: February 19, 2026

ATTEST:

By: _____
Name: Debbie Renteria
Title: Secretary

Date Signed: February 19, 2026

Schedule A

Procurement Method	Vendor	Description	Amount	Contract Term
MOU	Dallas Baptist University College of Education	School Counseling Cohort - establish a partnership for the design and implementation of a graduate cohort partnership that will allow the District employees to obtain a Master of Education in School Counseling degree (the "master's program")	\$0	January 1, 2026 - January 1, 2028

**BOARD OF TRUSTEES
Richardson Independent School District
Richardson, Texas**

Date: February 19, 2026

Division: Human Resources

Submitted by: Dr. Christopher Goodson,
Assistant Superintendent of Human Resources

ACTION ITEM

TOPIC: Delay of Teacher Certification Requirements-Plan Approval

Background: As part of House Bill 2 (HB 2) passed during the 89th Legislative Session, Texas public school districts will no longer be able to hire teachers for core content areas (reading, math, science and social studies) under a District of Innovation (DOI) Plan. Districts must plan for reducing the number of uncertified teachers in these areas. Richardson ISD hires teachers under the DOI plan as well as under the Associate Teacher role for special education and bilingual positions.

Texas Education Code (TEC), §21.0032 (a-1), authorizes the commissioner of education to approve district requests to delay implementation of certification requirements for foundation curriculum courses until the beginning of the 2029-2030 school year.

Districts must create a plan for how they will meet the statutory guidelines for teacher certification requirements. The plan will include an evaluation of how the district will transition to certification during the extension, and will require a district to:

- Identify the total number of uncertified individuals currently assigned to teach foundation curriculum courses (by subject area and grade level);
- Indicate the total number of new, uncertified teachers hired on average each of the last three years;
- Identify at least one Educator Preparation Program partner who will be used to support certification efforts during the extension;
- Obtain approval from the district board of trustees to delay teacher certification requirements until the beginning of the 2029-2030 school year; and
- Include confirmation of the board of trustees' approval with the application submission to the commissioner of education.

All applications will be subject to review and approval by the commissioner of education. Texas Education Agency (TEA) staff anticipate notifications to districts being shared on a rolling schedule of reviews and approvals, and a goal to complete all notifications to districts by the end of February 2026.

The district is providing the plan for review and approval by the Board. RISD is requesting an extension from TEA that would allow specific uncertified teachers more time, with an identified timeline of completion, to complete their respective certification program.

SUPERINTENDENT’S RECOMMENDATION: The Superintendent recommends that the Richardson Independent School District Board of Trustees approve the plan to be used for the application to delay the teacher certification requirements for a limited number of DOI or Associate teachers to allow them to complete their respective certification programs and become fully certified teachers by the beginning of the 2029-2030 school year if not sooner.

**BOARD OF TRUSTEES
Richardson Independent School District
Richardson, Texas**

Date: February 19, 2026

Submitted by: David Pate, Assistant Superintendent of Finance and Support Services

ACTION ITEM

TOPIC: Review of Independent Sources of Instruction for the Training of Investment Officers

BACKGROUND INFORMATION

In compliance with Board Policy CDA (Local): Other Revenues: Investments, the Board shall annually approve the independent sources of instruction for investment officers for the District. Attached are independent training sources submitted for Board review and approval.

The District has an opportunity to add new free training resources to the 2025-2026 approved list.

SUPERINTENDENT'S RECOMMENDATION

The Superintendent recommends that the Board approves the attached list of independent sources of instruction for the training of investment officers.

Investment Training Organizations
As of February 2026
Richardson Independent School District

Education Service Centers

Government Finance Officer Association

Government Finance Officer Association of Texas

Government Treasurer's Organization of Texas

Hilltop Securities

Lone Star Investment Pool (First Public)

North Central Texas Council of Governments

Texas Association of School Administrators

Texas Association of School Boards

Texas Association of School Business Officials

Texas Municipal League

Texas State University

TexPool Academy

UNT Center for Public Management

BOARD OF TRUSTEES
Richardson Independent School District
Richardson, Texas

Date: February 19, 2026

Submitted by: David Pate, Assistant Superintendent of Finance & Support Services

ACTION ITEM

TOPIC: Gifts

BACKGROUND INFORMATION:

The following gifts to the Richardson Independent School District were received as of January 2026. The Board of Trustees formally accepts gifts to the District of \$5,000 or more as described on the following pages. Gifts or donations of less than \$5,000 and a cumulative year-to-date total are also included for your information.

The Board's acceptance of gifts shall not be construed as a testimonial or endorsement by the Board or the District of a product or business enterprise.

By acknowledging these gifts and formally accepting those of \$5,000 or more, the Board also ratifies corresponding adjustments to the applicable organizations' budgets. Gifts of equipment or supplies do not require an adjustment in an organization's budget. The Superintendent's Advisory Council has approved this adjustment. Staff will provide the Board with the necessary information to formally amend the District's overall budget at the appropriate time.

SUPERINTENDENT'S RECOMMENDATION:

The Superintendent recommends that the Board accept the gifts of \$5,000 or more as listed on the following pages.

RESOLUTION

WHEREAS, the Board of Trustees has considered the gifts of \$5,000 or more as listed on the following pages; and

WHEREAS, the Board recognizes that monetary gifts to the District will require an adjustment to the overall adopted budget; and

WHEREAS, ensuring timely and accurate financial record keeping supports the Board's Strategic Objectives and Strategies;

THEREFORE, BE IT RESOLVED, that the Board of Trustees of the Richardson Independent School District accepts the gifts of \$5,000 or more as listed on the following pages and approves amending the District's overall budget to reflect receipt of the monetary gifts.

\$5,000 or More

To	From	Purpose	Cash Received	Estimated Supply/Equip Value
Lake Highlands Elementary School	LHE PTA	Tutors, supplemental instructional supplies	\$24,850.22	
White Rock Elementary	WRE PTA	Courtyard tables with seating, trash cans		\$15,083.00
			\$24,850.22	\$15,083.00
Total Cash & Supply/Equipment Value - Gifts Over \$5,000 February 2026			\$39,933.22	

Less Than \$5,000

To	From	Purpose	Cash Received	Estimated Supply/Equip Value
Bowie Elementary	Cotton Bowl Foundation	Supplemental art supplies	\$500.00	
Canyon Creek Elementary	CCE PTA	Toner supplies	\$956.55	
Canyon Creek Elementary	Cotton Bowl Foundation	Supplemental art supplies	\$500.00	
Dartmouth Elementary	Richardson ISD Retired Teachers	Supplemental books		\$440.00
Merriman Park Elementary	Charities Aid Foundation America	Supplemental classroom supplies	\$200.00	
Merriman Park Elementary	Jeremy and Rachel Martin	Outstanding cafeteria debt	\$334.80	
O Henry Elementary	Anonymous donors via Donors Choose	Classroom library, math manipulatives, STEM supplies		\$1,994.38
O Henry Elementary	Cotton Bowl Foundation	Supplemental art supplies	\$500.00	
Prairie Creek Elementary	Chick-fil-A	Supplemental classroom supplies	\$200.00	
Prairie Creek Elementary	Cotton Bowl Foundation	Supplemental art supplies	\$500.00	
Prestonwood Elementary	Cotton Bowl Foundation	Supplemental art supplies	\$500.00	
Prestonwood Elementary	PWE PTA	Kindergarten field trip	\$986.00	
Richardson Heights Elementary	Cotton Bowl Foundation	Supplemental art supplies	\$500.00	
Richardson Heights Elementary	Marcos Rinson Loan Services Group	Student awards and incentives	\$1,000.00	
Richardson Terrace Elementary	Cotton Bowl Foundation	Supplemental art supplies	\$500.00	
RISD Strategy and Engagement	Sunflower Bank N. A.	Supplemental classroom supplies	\$506.98	
RISD Transportation	Berkner Area Orchestra Club	LJH field trip	\$400.00	
RISD Transportation	Pearce Area Band Club	RNJH student transportation to social event	\$500.00	
RISD Transportation	Richardson Area Band Club	WWJH student transportation to social event	\$600.00	
			\$9,184.33	\$2,434.38
Total Cash & Supply/Equipment Value - Gifts Under \$5,000			\$11,618.71	
Grand Total of All Gifts Over & Under \$5,000 February 2026			\$51,551.93	

Prior Year Comparison

Fiscal YTD Cash & Supply/Equipment Value - Gifts Over \$5,000	\$755,195.95
Fiscal YTD Cash & Supply/Equipment Value - Gifts Under \$5,000	\$54,380.60
Fiscal YTD Total of All Gifts Over & Under \$5,000 February 2026	\$809,576.55
Fiscal YTD Total of All Gifts Over & Under \$5,000 February 2025	\$674,702.35
Increase / (decrease) compared to prior year	\$134,874.20

**BOARD OF TRUSTEES
RICHARDSON INDEPENDENT SCHOOL DISTRICT
RICHARDSON, TEXAS**

Date: February 19, 2026

Submitted by: Tabitha Branum, Superintendent; Leticia D. McGowan, General Counsel

ACTION ITEM

TOPIC: Resolution Regarding a Period of Prayer and Reading of Religious Text During the School Day

BACKGROUND INFORMATION:

The 89th Texas Legislature passed Senate Bill 11, which requires that each school board in Texas take a record vote within six months of the effective date of the act, on whether to adopt a resolution regarding a period of prayer and reading of religious text during the school day in accordance with Texas Education Code § 25.0823. The resolution language is prescribed by state law and, if adopted, is a resolution to adopt a policy to address a Period of Prayer and Reading of Religious Text During the School Day. If a school board decides to adopt such a resolution, meaning the Board will adopt a policy, the period of prayer and religious reading in the future policy must follow the provisions set out in Texas Education Code § 25.0823, which includes the following restrictions:

- To participate in the period of prayer and religious reading, a student's parents must submit a signed consent, expressly waiving their right to bring a legal claim on a violation of the Establishment Clause of the First Amendment to the United States Constitution.
- The prayer and religious reading must not be done in the physical presence or hearing of a person for whom a signed consent was not made.
- The prayer and religious reading may only be observed in segregated areas where consenting parties are separated from non-consenting parties; before the school day; or by methods recommended by the Texas Attorney General or the district's legal counsel.

The Administration does **not** recommend that the Board adopt such a resolution. State law, federal law, caselaw and Richardson ISD Board Policy already allow students to engage in prayer, reading of religious text, and religious expression on school property and during the school day. Citing legal authority, Board Policy FNA (Legal) states:

“A public school student has an absolute right to individually, voluntarily, and silently pray or meditate in school in a manner that does not disrupt the instructional or other activities of the school. A student shall not be required, encouraged, or coerced to engage in or refrain from such prayer or meditation during any school activity. . .

Nothing in the Constitution as interpreted by the U.S. Supreme Court prohibits any public school student from voluntarily praying at any time before, during, or after the school day...”

Board Policy FNA (Local) states: “The District shall treat a student's voluntary expression of a religious viewpoint, if any, on an otherwise permissible subject in the same manner the District treats a student's voluntary expression of a secular or other viewpoint on an otherwise permissible subject and shall not discriminate against the student based on a religious viewpoint expressed by the student on an otherwise permissible subject.” Local Board Policies FM and FNAB further outline that students may organize prayer groups, religious clubs, and religious gatherings, before, during, and after school to the same extent that students are permitted to organize other noncurricular student groups.

Students already have well established rights to engage in religious expression on school grounds, before, during, and after school. Richardson ISD has policies and practices in place to allow students to exercise those rights. Students are free to continue exercising these rights, whether or not the Board adopts the resolution proposed in Texas Education Code, Section 25.0823.

SUPERINTENDENT’S RECOMMENDATION:

The Superintendent recommends that the Board **declines** to adopt a resolution regarding a period of prayer and reading of religious text during the school day in accordance with Senate Bill 11, as codified in Texas Education Code § 25.0823.

**MODEL RESOLUTION
REGARDING A PERIOD OF PRAYER AND READING OF RELIGIOUS TEXT
DURING THE SCHOOL DAY PURSUANT TO SENATE BILL 11**

The (insert name of school district or open-enrollment charter school) shall adopt a policy requiring every campus of (insert name of district or school) to provide a period of prayer and reading of the Bible or other religious text as provided by Section 25.0823, Education Code.

Adopted on the ____ day of _____, 202__ by the _____ Board of Trustees.

President, Board of Trustees

Secretary, Board of Trustees

BOARD OF TRUSTEES
Richardson Independent School District
Richardson, Texas

Date: February 19, 2026

Department: Operations

Submitted by: Mike Jasso, Assistant Superintendent, Operations

ACTION ITEM

TOPIC: Apollo Middle School Additions and Renovation Project – Guaranteed Maximum Price (GMP) Amendment No. 1

BACKGROUND INFORMATION:

Following our Program Planning Committee process, the programming identified by this committee was designed in collaboration with HKS Architects. The total construction budget for the project is estimated at \$97,500,000. Phase 1 of the project was competitively bid to subcontractors by CORE Construction Services of Texas and bids were received on January 28, 2026. The bids were reviewed by District administrative staff, HKS Architects and CORE Construction Services of Texas. The project scope for phase 1 will consist primarily of temporary classroom facilities, electrical infrastructure, and the procurement of equipment with long lead times. Due to the complexity of an addition and interior renovation project and the short duration of the summer months, construction phases are needed to ensure all aspects of the campus will operate in the most safe and efficient manner throughout the construction period.

SUPERINTENDENT’S RECOMMENDATION:

The Superintendent recommends that the Board of Trustees of Richardson Independent School District approve the Guaranteed Maximum Price in the amount of \$8,239,181.00 for this phase 1 addition and renovation scope of work for the Apollo Middle School Additions and Renovation Project.

PROPOSED RESOLUTION

WHEREAS, RISD desires to procure subcontractor bids incorporating the addition and renovation scope of work for phase 1 of this project with an estimated budget of \$8,239,181.00; and

WHEREAS, the Board approved the construction manager-at-risk construction delivery method for the construction of this project; and

WHEREAS, RISD followed board direction to create a committee for the purpose of identifying program needs at the new Apollo Middle School; and

WHEREAS, this project is to address the needs identified by the Program Planning Committee at Apollo Junior High;

THEREFORE, BE IT RESOLVED, that the Board of Trustees of the Richardson Independent School District hereby approves the Guaranteed Maximum Price in the amount of \$8,239,181.00 for this phase 1 addition and renovation scope of work for the Apollo Middle School Additions and Renovation Project.

Approved this 19th day of February 2026, by the Richardson ISD Board of Trustees.

For Richardson ISD:

Chris Poteet, Board President
Richardson ISD

Attest by:

Debbie Renteria, Board Secretary
Richardson ISD



Apollo Middle School

GMP #1

Facilities Services | February 19, 2026



OUR NORTH STAR GOAL: EVERY STUDENT, TEACHER, AND LEADER WILL MEET OR EXCEED THEIR ACADEMIC GROWTH GOALS.

Site Plan



- 1 Parent Drop Off
- 2 Main Entry
- 3 Courtyard
- 4 Detention Pond
- 5 Courtyard
- 6 Event Entry Plaza
- 7 Bus Drop Off
- 8 Loading Dock / Service
- 9 Outdoor Athletics
- 10 Parking

Parking Spaces

Existing Total Spaces - 169

New Total Spaces - 169

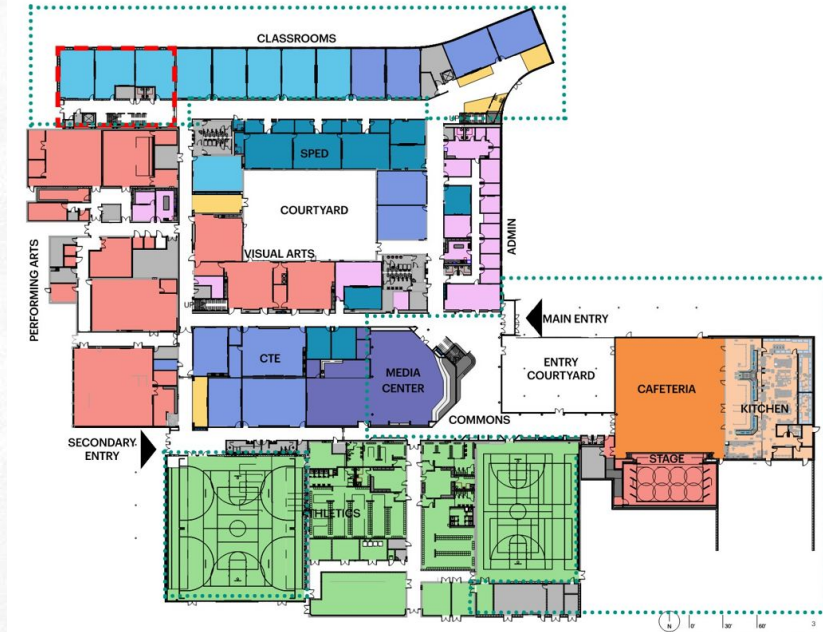
Additional 360 spaces shared
use with Huffhines Park



Floor Plan – Level 01



-  ENTRY
-  ADMINISTRATION
-  CAFETERIUM
-  KITCHEN
-  PERFORMING AND VISUAL ARTS
-  MEDIA CENTER
-  CORE CLASSROOMS
-  CTE CLASSROOMS
-  SPED
-  ATHLETICS
-  COLLABORATION
-  SERVICE
-  STORM SHELTER EXTENTS
-  NEW CONSTRUCTION EXTENTS



Floor Plan – Level 02



-  ENTRY
-  ADMINISTRATION
-  CAFETORIUM
-  KITCHEN
-  PERFORMING AND VISUAL ARTS
-  MEDIA CENTER
-  CORE CLASSROOMS
-  CTE CLASSROOMS
-  SPED
-  ATHLETICS
-  COLLABORATION
-  SERVICE
-  STORM SHELTER EXTENTS
-  NEW CONSTRUCTION EXTENTS



Exterior



OUR NORTH STAR GOAL: EVERY STUDENT, TEACHER, AND LEADER WILL MEET OR EXCEED THEIR ACADEMIC GROWTH GOALS.

Interior



OUR NORTH STAR GOAL: EVERY STUDENT, TEACHER, AND LEADER WILL MEET OR EXCEED THEIR ACADEMIC GROWTH GOALS.

Board Schedule



2026

2027

2028

FEB MAR APR MAY JUN JUL AUG SEPT OCT NOV DEC JAN FEB MAR APR MAY JUN JUL AUG SEPT OCT NOV DEC JAN FEB MAR APR MAY JUN JUL AUG

DESIGN

CONSTRUCTION



GMP #1

TEMPORARY CONDITIONS,
SITE UTILITIES, EASEMENTS
AND LONG LEAD ITEMS

SUBSTANTIAL
COMPLETION



Thank you!



**BOARD OF TRUSTEES
Richardson Independent School District
Richardson, Texas**

Date: February 19, 2026
Division: Administration
Submitted by: Tabitha Branum, Superintendent

INFORMATION ITEM

TOPIC: Inclement Weather Days Plan

Richardson ISD was closed due to inclement weather from January 26 to January 29, 2026. The district will utilize the following plan for making up the missed days.

Students

The district plans to use accrued student instructional minutes in the calendar to account for January 26th and 27th. The district will request a missed days waiver from the Texas Education Agency to account for January 28th and 29th.

Staff

District staff will be required to work with their supervisor to document appropriate non-duty time to account for January 26th - 29th. Additional guidance will be shared by the Human Resources department.

Additionally, we will remove the last Early Release day for elementary campuses to maximize instructional minutes.

Communication of these specific plans for students and staff will be shared through campus and department channels.

BOARD OF TRUSTEES
Richardson Independent School District
Richardson, Texas

Date: February 19, 2026

Division: Human Resources

Submitted by: Dr. Christopher Goodson,
Assistant Superintendent of Human Resources

ACTION ITEM

TOPIC: Missed School Days Waiver

Current TEA guidance indicates that a district may apply for a missed school day waiver after the first two days missed for any reason have been made up. The TEA guidance specifically states, “if because of weather, safety, or health issues, your district missed additional instructional days beyond the two days made up using built in or additional minutes or days, your school district can apply to the TEA for a missed school day waiver.”

Background: Districts or campuses can request a waiver for excused absences if instructional days are missed due to inclement weather, health, safety-related, or other issues.

RISD was closed due to inclement weather from January 26 to January 29, 2026 and the district plans to utilize additional minutes in the calendar and one bad weather day to make up for these days.

A missed school day waiver will be submitted for all RISD campuses for January 28 and 29, 2026.

Superintendent’s recommendation: The Superintendent recommends the Board approve submission of the Missed School Day Waivers. The Board will be updated on the waiver once RISD receives a response.

**Board Of Trustees
Richardson Independent School District
Richardson, Texas**

Date: February 19, 2026
Division: Human Resources
Submitted by: Dr. Christopher Goodson,
Assistant Superintendent of Human Resources

ACTION ITEM

Topic: Pay For Non-Exempt Employees On Days Of District Closure

Background: RISD was closed due to inclement weather from January 26 - January 29, 2026. Non-Exempt employees including classified, auxiliary, transportation and paraprofessional staff were not able to report for work during the bad weather days and were not able to earn wages for the days of the closure.

Superintendent's Recommendation: The Superintendent recommends that the Richardson Independent School District Board of Trustees declare a public purpose for paying non-exempt employees on days of district closure.

RESOLUTION

Whereas, the Board is authorized by Texas Education Code, Section 45.105 to expend funds of the Richardson independent School District for purposes necessary in the conduct of the public schools as determined by the Board;

Whereas, the Board acknowledges that district employees do not work on days the district is closed (i.e., bad weather days, etc.);

Whereas, the Board acknowledges that closures of the district prevent employees of the district from reporting to work on such days without any fault on the part of such employees;

Whereas, the Board acknowledges that the district employs certain non-exempt employees who receive compensation on an hourly basis;

Whereas, the Board recognizes the benefit from and need to continue to compensate its non-exempt employees during specified district closures;

Whereas, the Board is of the opinion and finds that the public purposes of increasing employee morale, increasing safety, and reducing employee turnover would be served by payment of employee compensation according to the normal work schedule and pay rate to all non-exempt employees who were prevented from working on any days of closure by the district;

Whereas, the Board is of the opinion and finds that retaining and recruiting dedicated employees is aligned with the mission and educational philosophy of the district, as approved by the Board of Trustees, and therefore, serves a public purpose which benefits the district;

Whereas, the Board is of the opinion and finds that it retains sufficient control over payment of employee compensation for the period of school closure to ensure that such public purposes are accomplished; and

Whereas, the Board is of the opinion and finds that it is in the best interest of the district and the district will receive a return benefit from such compensation of the district's non-exempt employees.

Now, therefore, be it resolved by the Board of Trustees of the Richardson Independent School District, that all non-exempt employees of the district who were prevented from working by reason of the closure of the district January 26, 2026 -January 29, 2026 for the Superintendent-specified bad weather days shall be paid compensation in accordance with each employee's normal pay rate for each such missed work day; and

Be it further resolved that the Superintendent or the Superintendent's designee shall determine the timing and manner in which such compensation shall be paid.

This resolution shall take effect immediately upon its passage in accordance with law.

Approved on the 19th day of February, 2026 by the Richardson ISD Board of Trustees.

BY:

ATTEST BY:

President, Board of Trustees

Secretary, Board of Trustees

**BOARD OF TRUSTEES
Richardson Independent School District
Richardson, Texas**

Date: February 19, 2026

Submitted by: Mike Jasso, Assistant Superintendent for Operations

David Pate, Assistant Superintendent of Finance and Support
Services

INFORMATION ITEM

TOPIC: Demographic Report

BACKGROUND INFORMATION

The District engages a demographer to perform a demographic study annually. Zonda Demographics has completed their work and will present the results. The presentation covers economic conditions, housing market, residential development, birth rates, and enrollment data. This data assists the budget development process and other decisions.

SUPERINTENDENT'S RECOMMENDATION

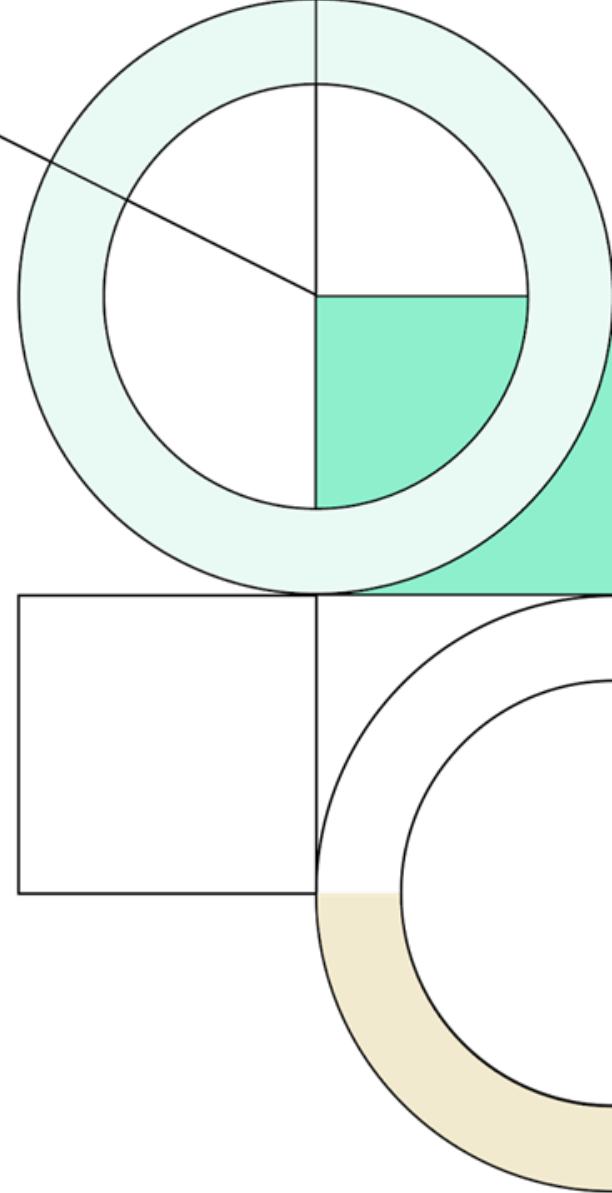
The Superintendent presents the information regarding the 2025 demographic study for the Board's Information and review.



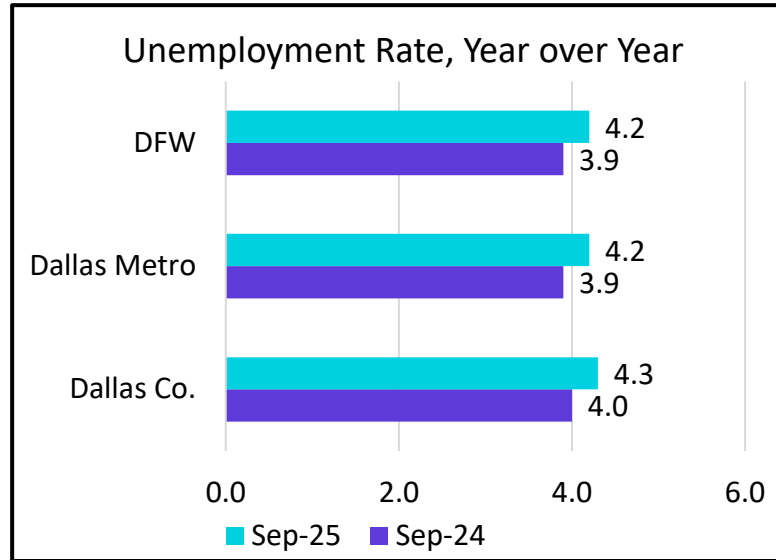
Richardson Independent School District

Fall 2025 Enrollment and Housing Report

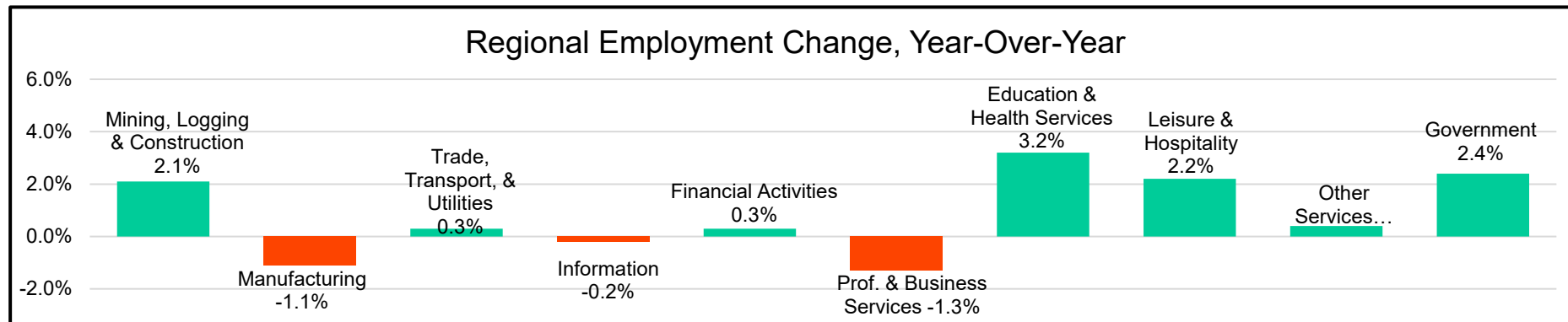
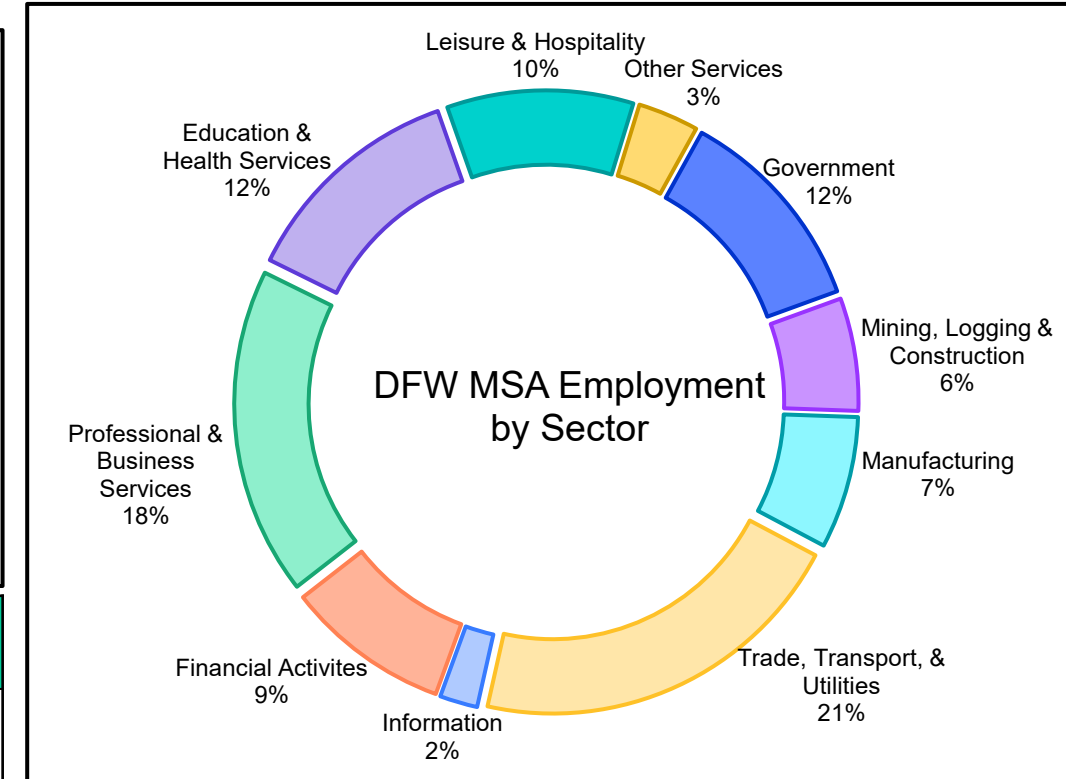
February 19th, 2026



- Unemployment levels in the region have increased approximately 0.3% from last year's numbers
- 34,100 jobs have been added in the area over the past 12 months
- Largest employers in the area were related to Trade, Transportation, & Utilities, as well as Professional & Business Services sectors
- Sector with the greatest increases in job numbers over the past year was in the Education and Health Services sector
- The largest decline this past year was in Professional & Business Services the last 12 months



All Industry Sectors	Sep-2024	Sep-2025	YOY Change
(DFW MSA) Total Nonfarm Employment #s	4,264,800	4,298,900	0.8%

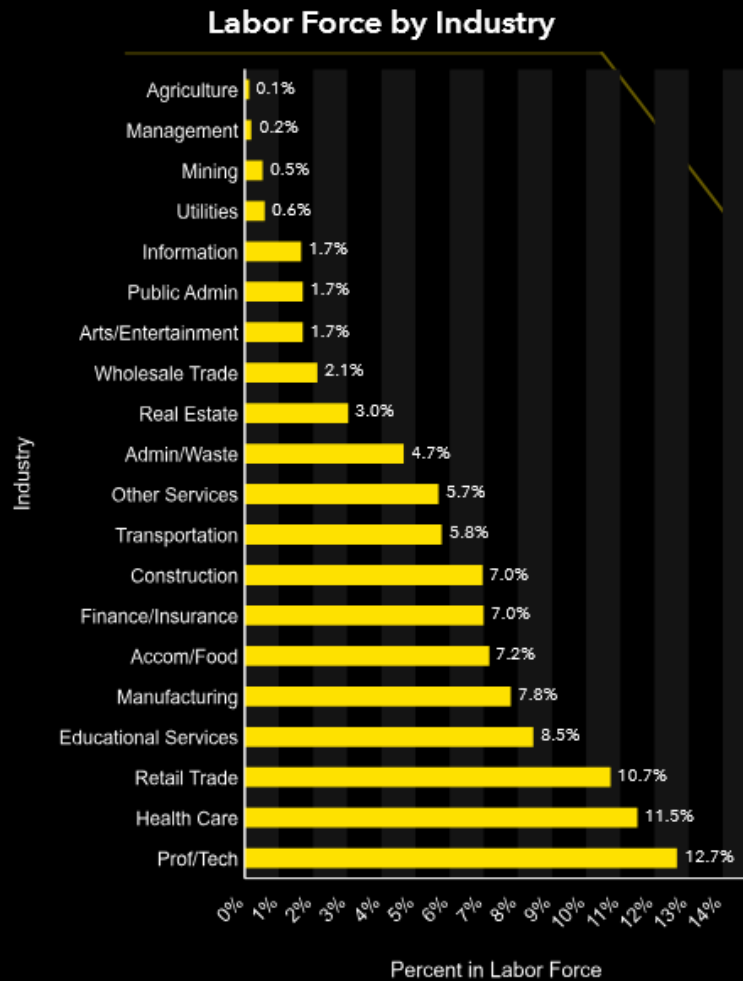


Source: US BLS; US

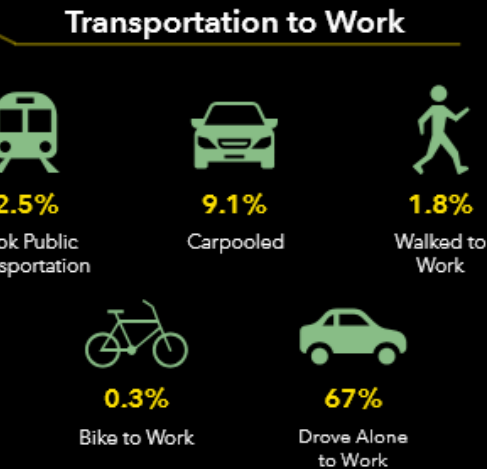
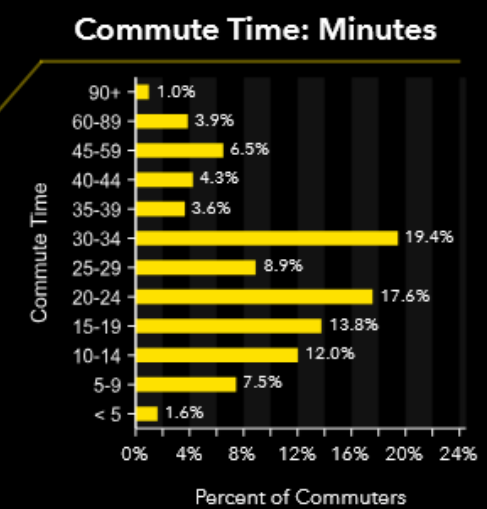


Economic Development Profile

RICHARDSON ISD



Workforce Overview



Source: This infographic contains data provided by Esri (2025), Esri-Data Axle (2025), ACS (2019-2023), Esri-U.S. BLS (2025), AGS (2024).

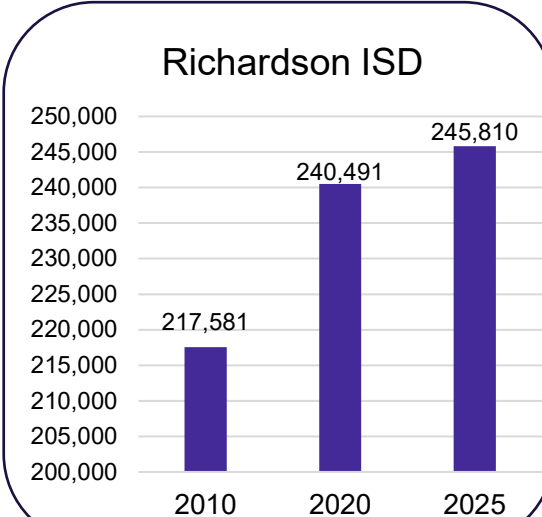
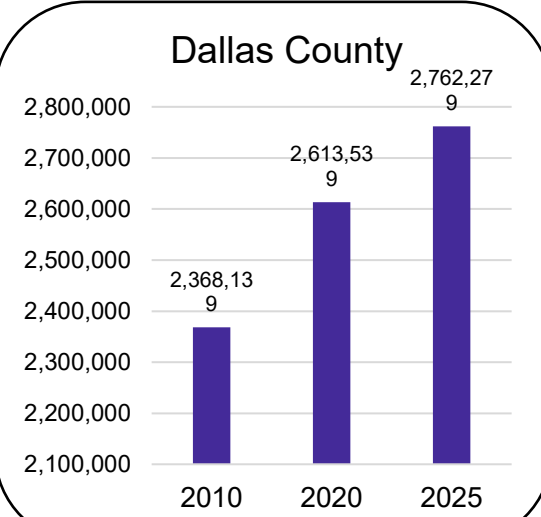
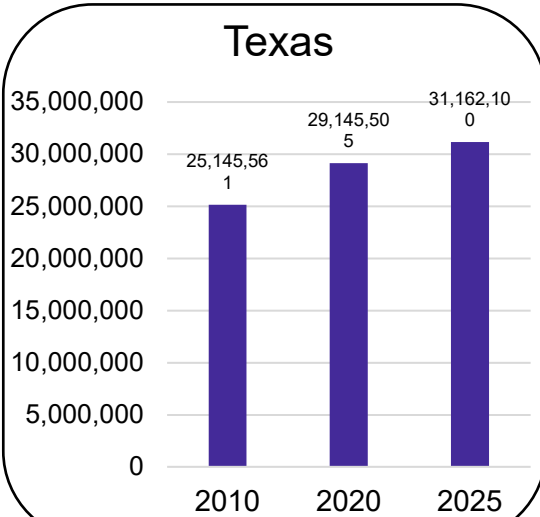


District Demographic Snapshot

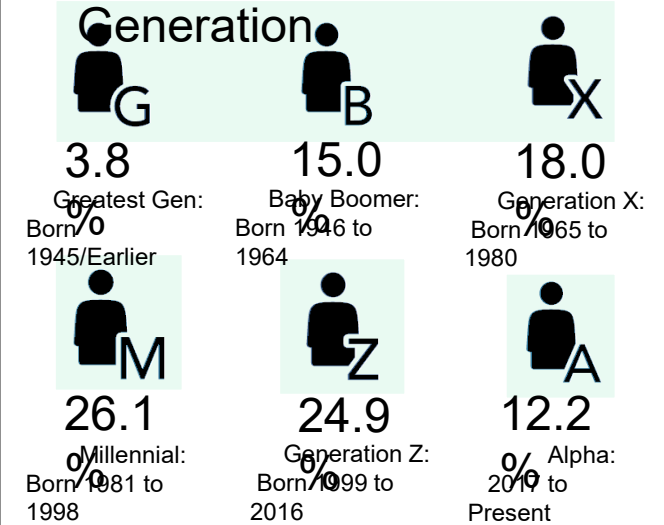
Demographics



Population Comparison



Population by Generation



Commuters



Approx.

Spend 7+ hours commuting to and from work per week

17.8%
*66.9% Drive Alone to Work

Age/Income



Median Age

36.2



Median Household Income

\$80,806

111

Wealth Index

61

Housing Affordability

82

Diversity Index

Education

9.0%

No High School Diploma



16.7%
High School Graduate



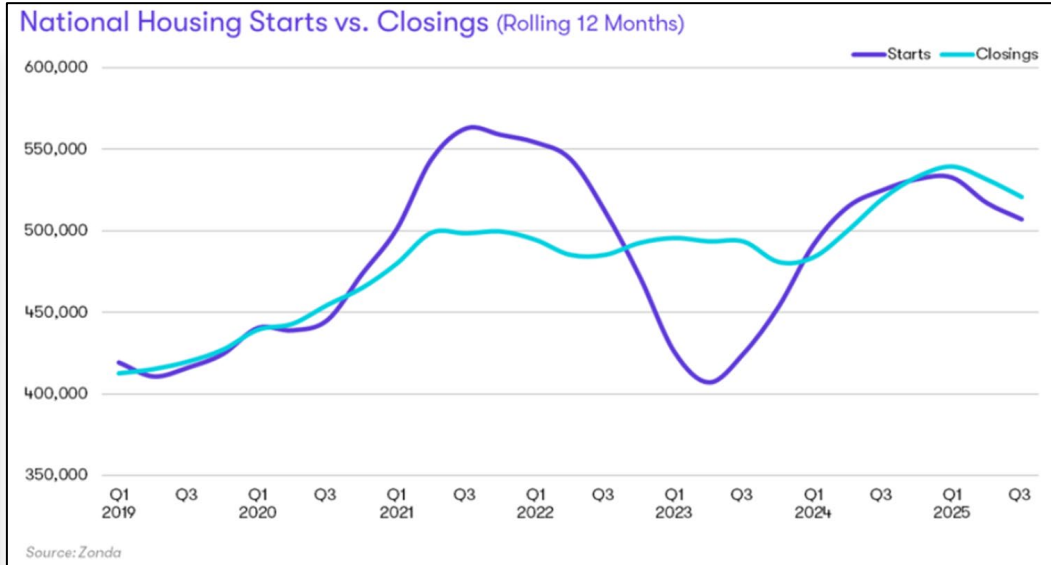
23.4%
Some College/ Associate's Degree



50.9%
Bachelor's/Grad/ Prof Degree

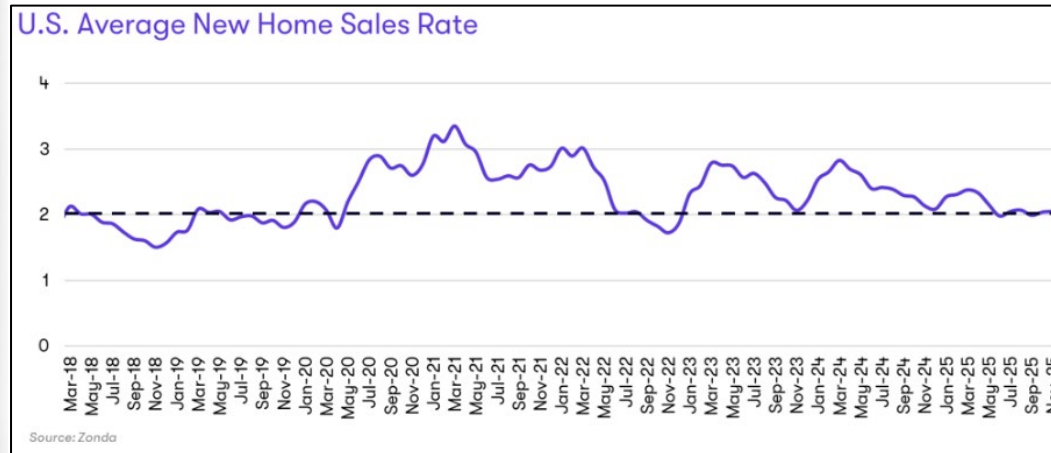


Source: This infographic information contains data provided by Esri (2024), Esri-U.S. BLS (2024), ACS (2018-2022).



Closings declined in 2025 after increasing in 2024. Starts also declined after a significant upswing starting in 2023.

Among Zonda's top 50 major markets across the country, 36% were overperforming, 42% were average, and 22% were underperforming.

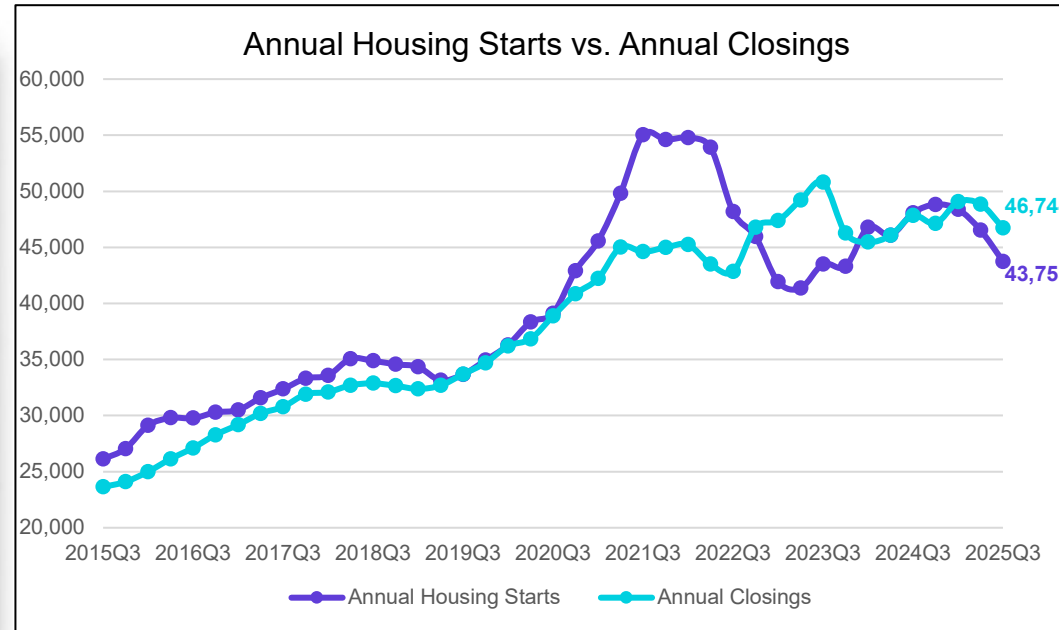


Recent Market Moderation

Home sales for new communities are averaging two homes per month. 60% of builders are offering mortgage rate buydowns, and yet 70% of builders report demand was slower than expected.

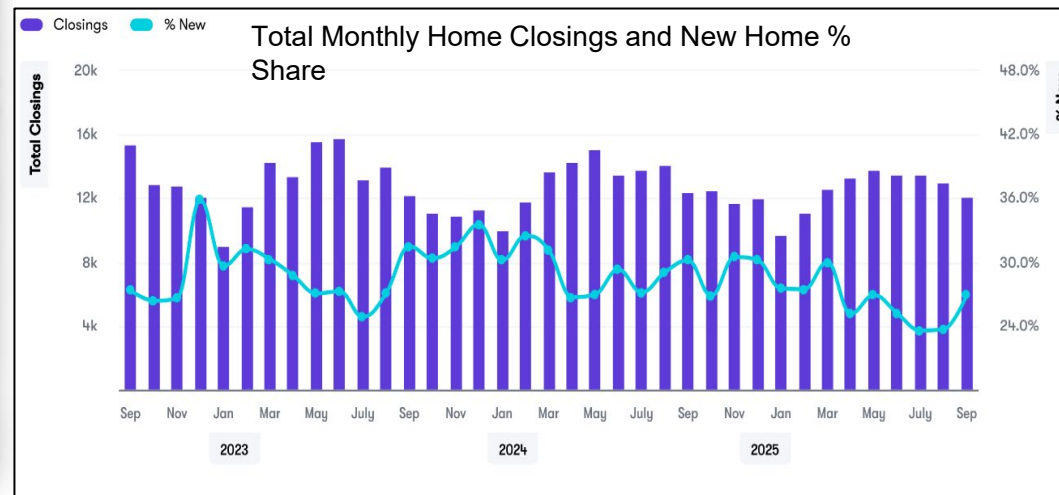
Monitoring Several Variables Impacting the Market

Potential shifts in monetary policy, fiscal policy, international relations, investor sentiment, and consumer behavior are all being evaluated as to what impacts we may see in the coming months.



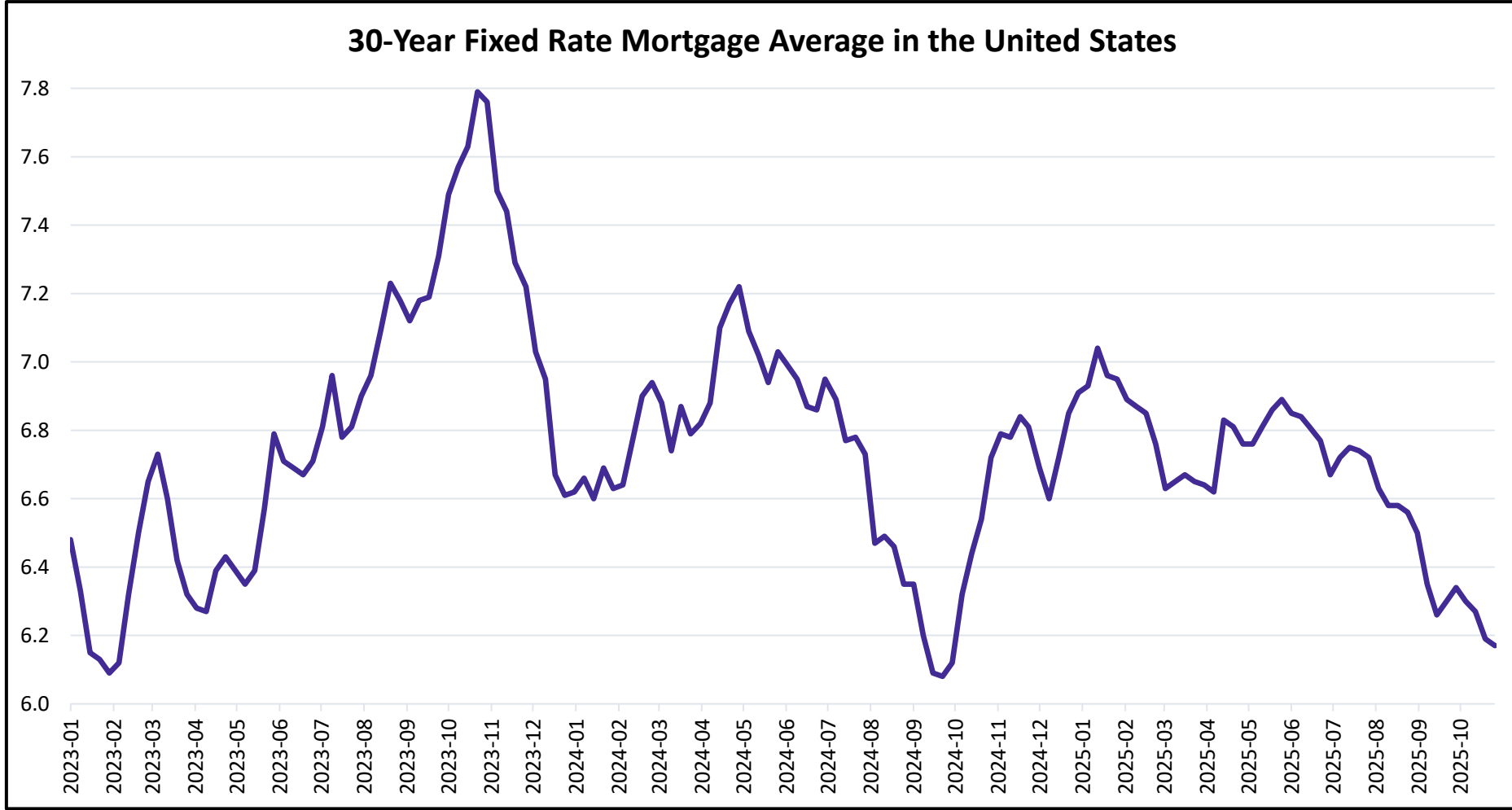
Dallas/Fort Worth maintains an average monthly sales rate of 2.0 net monthly sales per community among active projects.

Among Texas' four major markets, one market (San Antonio) is overperforming, two markets (Dallas and Houston) are average, and one market (Austin) is underperforming in terms of new home sales adjusted for supply and seasonality.



Dallas - Ft Worth - Arlington MSA experienced 46,744 new home closings in the last 12 months, a decrease of -2.3%. The new home share of total sales trended upward in September but still lower than last year.

Builder surveys report that affordability and consumer confidence are keeping consumers on the sidelines leading to tempering of new home activity.



Source: US FRED

The Federal Reserve Board cut its benchmark federal funds rate by 25 basis points on September 17 and October 29th, resulting in a reduction of the 30-year fixed rate mortgage average to 6.17% at the end of October, the lowest since October 2024.

The move was driven by signs of a softening labor market and weakening job growth.

Mortgage rates remain elevated compared to pre-2022 levels, reflecting ongoing inflationary pressures and cautious monetary policy.



Richardson ISD New Home Activity

Single-Family Housing



Starts	2019	2020	2021	2022	2023	2024	2025
1Q	65	13	20	25	9	2	31
2Q	17	14	11	42	17	6	7
3Q	31	10	30	12	5	12	13
4Q	17	11	22	8	1	0	
Total	130	48	83	87	32	20	51




Closings	2019	2020	2021	2022	2023	2024	2025
1Q	32	31	13	9	7	10	11
2Q	40	31	9	10	13	10	2
3Q	29	28	14	31	12	5	17
4Q	29	17	22	12	16	5	
Total	130	107	58	62	48	30	30

Source:
Zonda

Richardson ISD New Home Activity by Elementary Zone


Single-Family Housing

Elementary	Annual Starts	Quarter Starts	Annual Closings	Quarter Closings	Under Const.	Inventory	Vacant Dev. Lots	Future
AIKIN	0	0	19	14	19	19	40	0
AUDELIA CREEK	0	0	0	0	0	0	0	0
BIG SPRINGS	0	0	0	0	0	0	0	0
CANYON CREEK	0	0	0	0	0	0	0	0
DARTMOUTH	0	0	0	0	0	0	0	36
DOVER	0	0	0	0	0	0	0	0
LAKE HIGHLANDS	0	0	2	0	0	1	0	0
MARK TWAIN	0	0	0	0	0	0	0	0
MERRIMAN PARK	0	0	0	0	0	0	0	0
MOHAWK	0	0	1	0	0	0	0	0
MOSS HAVEN	0	0	0	0	0	0	0	0
NORTHLAKE	0	0	0	0	0	0	0	85
NORTHRICH	6	6	0	0	5	6	18	0
NORTHWOOD HILLS	0	0	0	0	0	0	17	0
PRAIRIE CREEK	0	0	0	0	0	0	0	0
PRESTONWOOD	0	0	0	0	0	0	0	0
RICHLAND	0	0	1	0	0	1	97	88
SKYVIEW	1	0	2	0	2	9	1	0
SPRING CREEK	0	0	0	0	0	0	0	0
STULTS ROAD	26	0	1	0	26	26	5	0
TERRACE	0	0	0	0	0	0	0	121
WALLACE	0	0	0	0	0	0	0	0
WHITE ROCK	18	7	9	3	10	17	46	0
YALE	0	0	0	0	0	0	0	0
GRAND TOTAL	51	13	35	17	62	79	224	330

 Highest activity in the category
 Second highest activity in the category
 Third highest activity in the category

District Future Housing

- The district has 10 active subdivisions with roughly 60 homes under construction and more than 220 lots ready to be built on
- Within RISD there are currently 5 future subdivisions (yellow polygons) totaling appx. 330 single family lots in various stages of planning
- Groundwork is underway on more than 200 lots within 3 subdivisions



The following pages highlight major and new developments

District Single-Family Activity


Single-Family Housing Construction
January 2026

Urban Commons

- 70 total lots
- 40 vacant developed lots
- 19 homes under construction
- 19 homes occupied
- Building 15-20 homes per year
- No current students



January 2026



Havenwood Heights

- 36 total lots
- 18 vacant developed lots
- 10 homes under construction
- 2 homes occupied
- Building 15-20 homes per year
- Robert Elliot Custom Homes
- 2 current students



White Rock Bluffs

- 34 total lots
- 28 vacant developed lots
- 1 home under construction
- 5 homes occupied
- Building 5-15 homes per year
- \$2M - \$2.3M
- Robert Elliot Custom Homes
- No current students

January 2026



Greenwood Square

- 24 total lots
- 18 vacant developed lots
- 5 homes under construction
- First residents anticipated Spring 2026
- \$620K-\$710K
- D.R. Horton



January 2026



Villas of Buckingham

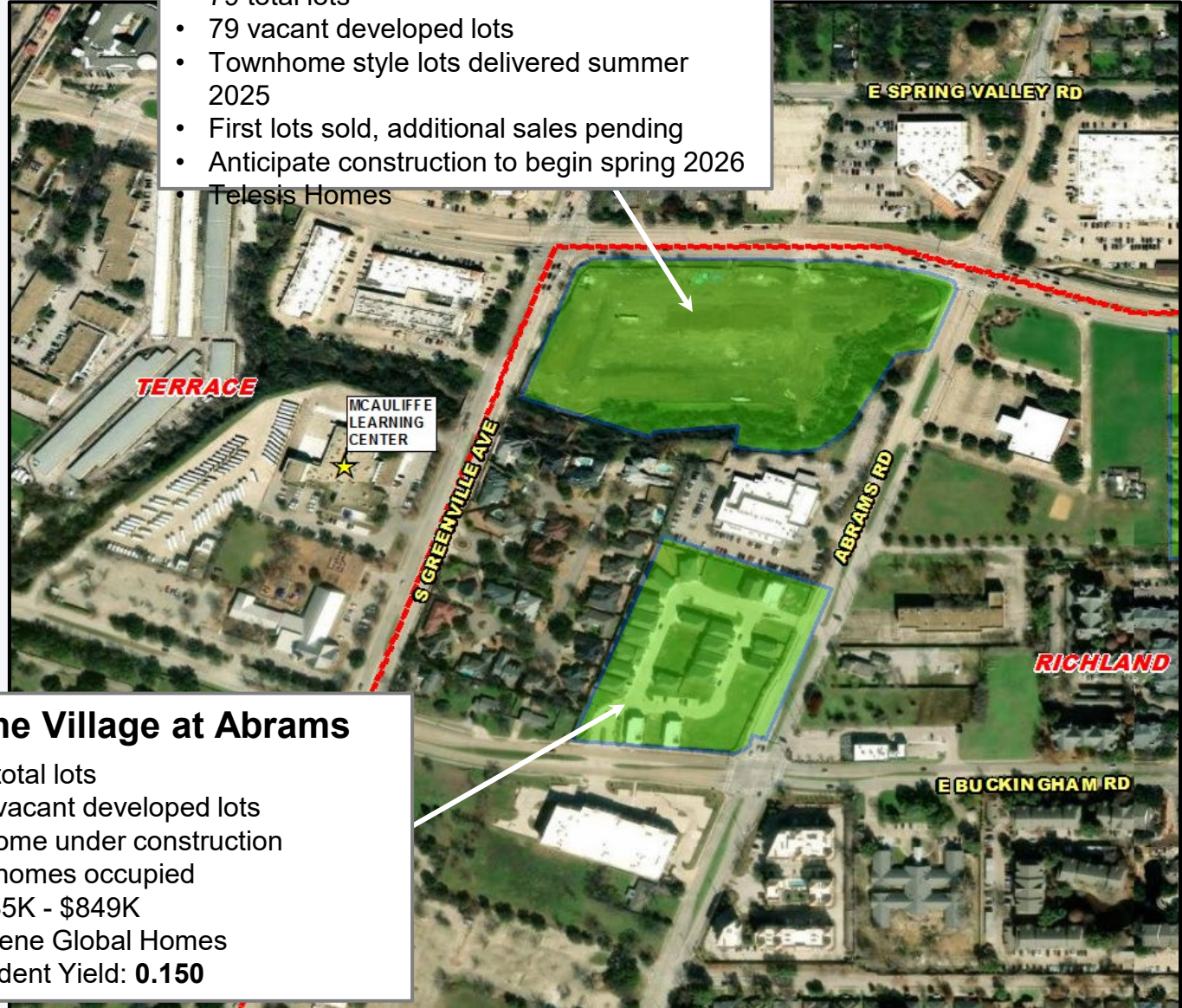
- 82 total lots
- 5 vacant developed lots
- 77 homes occupied
- Building less than 10 homes per year
- Student yield: **0.454**

January 2026



Crossing at Greenville Addition

- 79 total lots
- 79 vacant developed lots
- Townhome style lots delivered summer 2025
- First lots sold, additional sales pending
- Anticipate construction to begin spring 2026
- Telesis Homes



The Village at Abrams

- 34 total lots
- 13 vacant developed lots
- 1 home under construction
- 20 homes occupied
- \$835K - \$849K
- Serene Global Homes
- Student Yield: **0.150**

January 2026



Greenville Heights

- 29 total lots
- 3 vacant developed lots
- 26 homes under construction
- First residents anticipated early 2026
- Build out expected by mid 2026
- David Weekley Homes
- \$562K - \$740K

January 2026



Park Hollow

- 88 total future lots
- Plat approved Nov 2025
- Groundwork underway
- Lots currently pre-selling
- Anticipate home construction starting mid-2026
- \$550K+
- Westfield Homes



January 2026



**Villas on Duck Creek
Townhomes**

- 36 total future lots
- Groundwork underway
- Anticipate homes starting late 2026

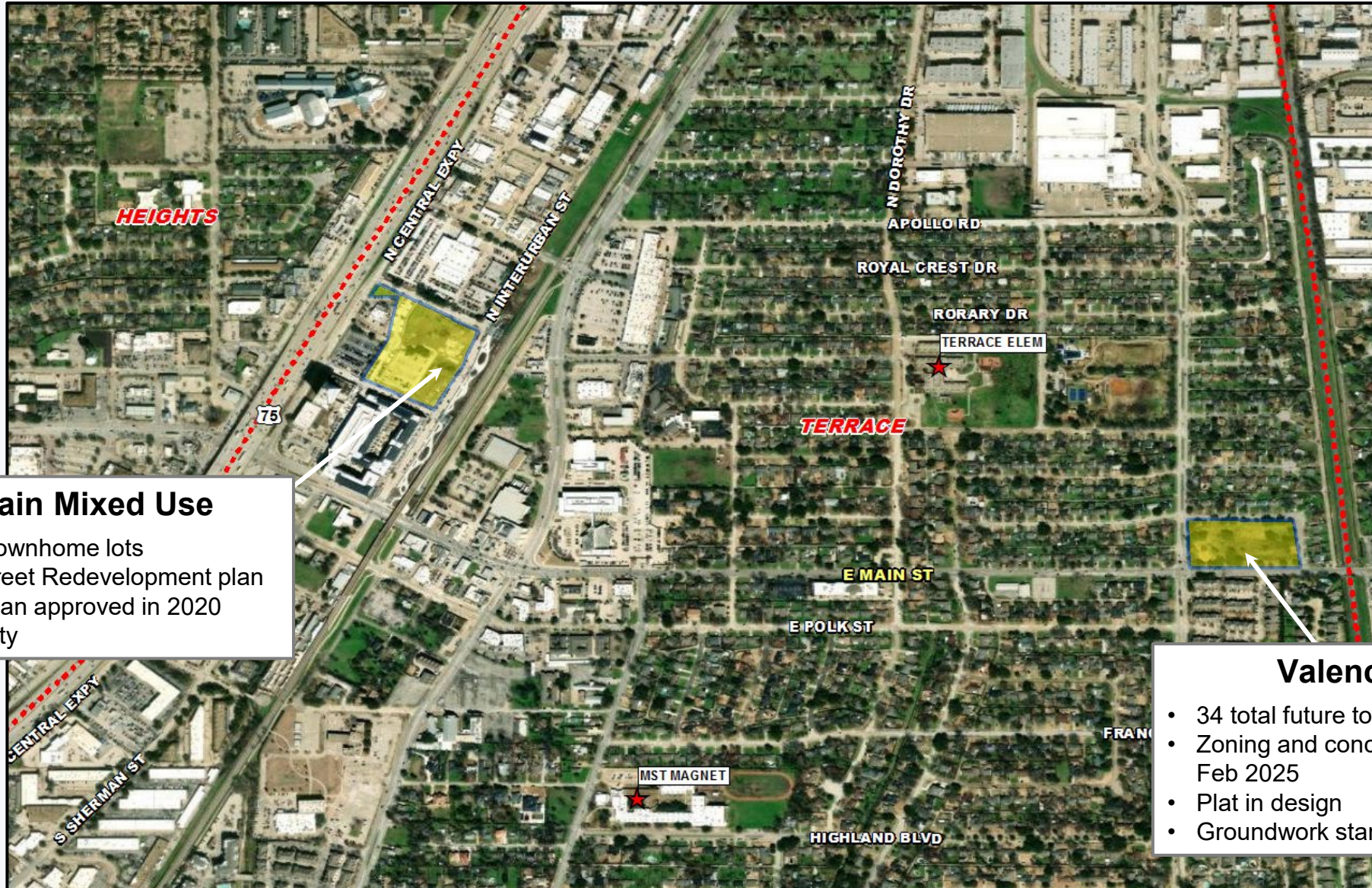
District Single-Family Activity

Single-Family Housing Construction
January 2026



Lake Highlands Village

- 85 total future lots
- Zoning approved in 2021
- Plat in design
- Early grading underway



Belt & Main Mixed Use

- 83 total future townhome lots
- Part of Main Street Redevelopment plan
- Development plan approved in 2020
- No recent activity

Valencia Villas



- 34 total future townhome lots
- Zoning and concept plan approved Feb 2025
- Plat in design
- Groundwork start possible spring 2026

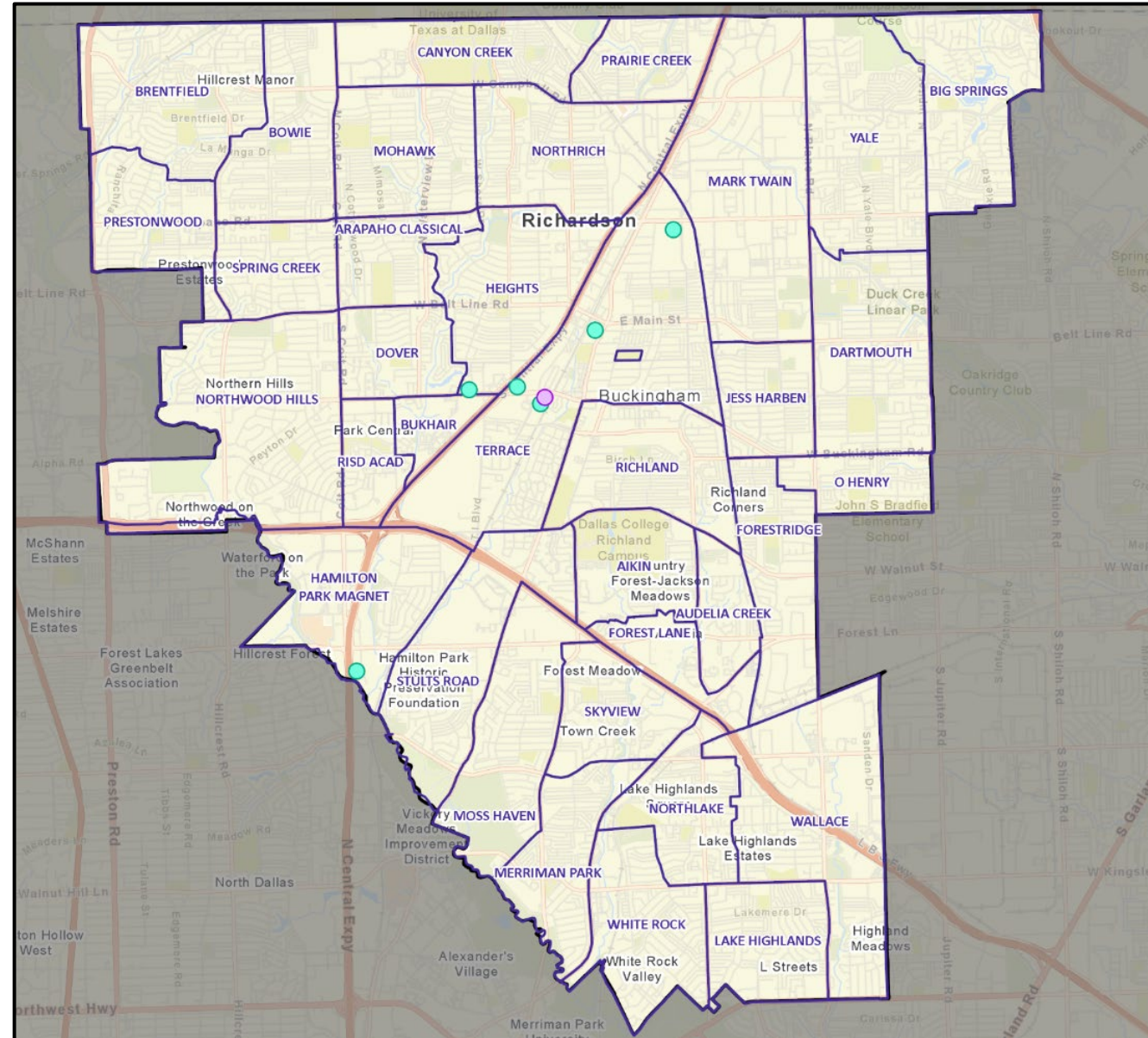
District Multifamily Overview

Multifamily Housing

- There are 375 multifamily units currently under construction across the district
- There are nearly 1,300 future multifamily units in various stages of planning across the district

Multi-Family Developments

-  FUTURE
-  UNDER CONSTRUCTION

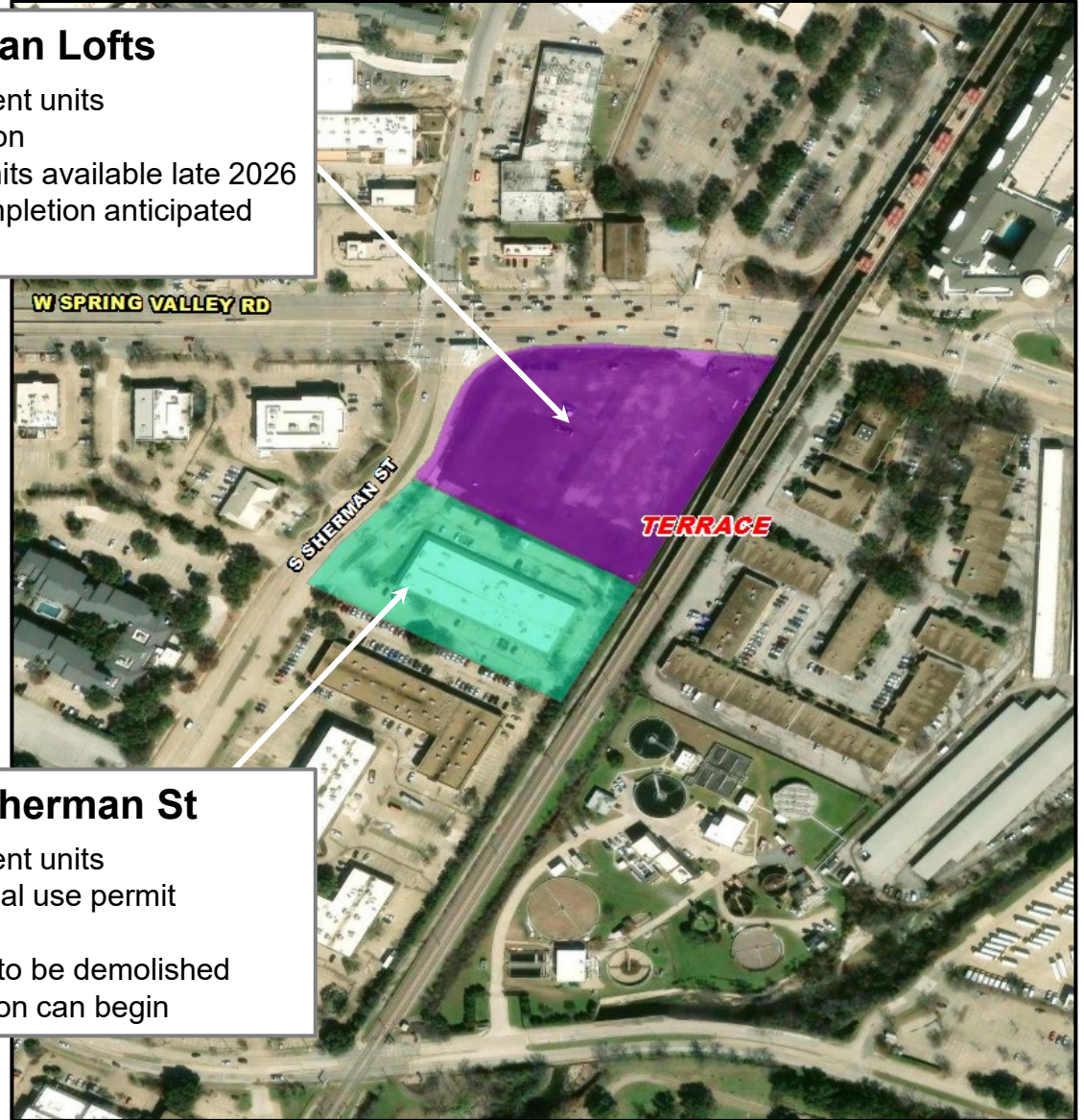


January 2026



Sherman Lofts

- 375 total apartment units
- Under construction
- Anticipate first units available late 2026
- Construction completion anticipated spring 2027

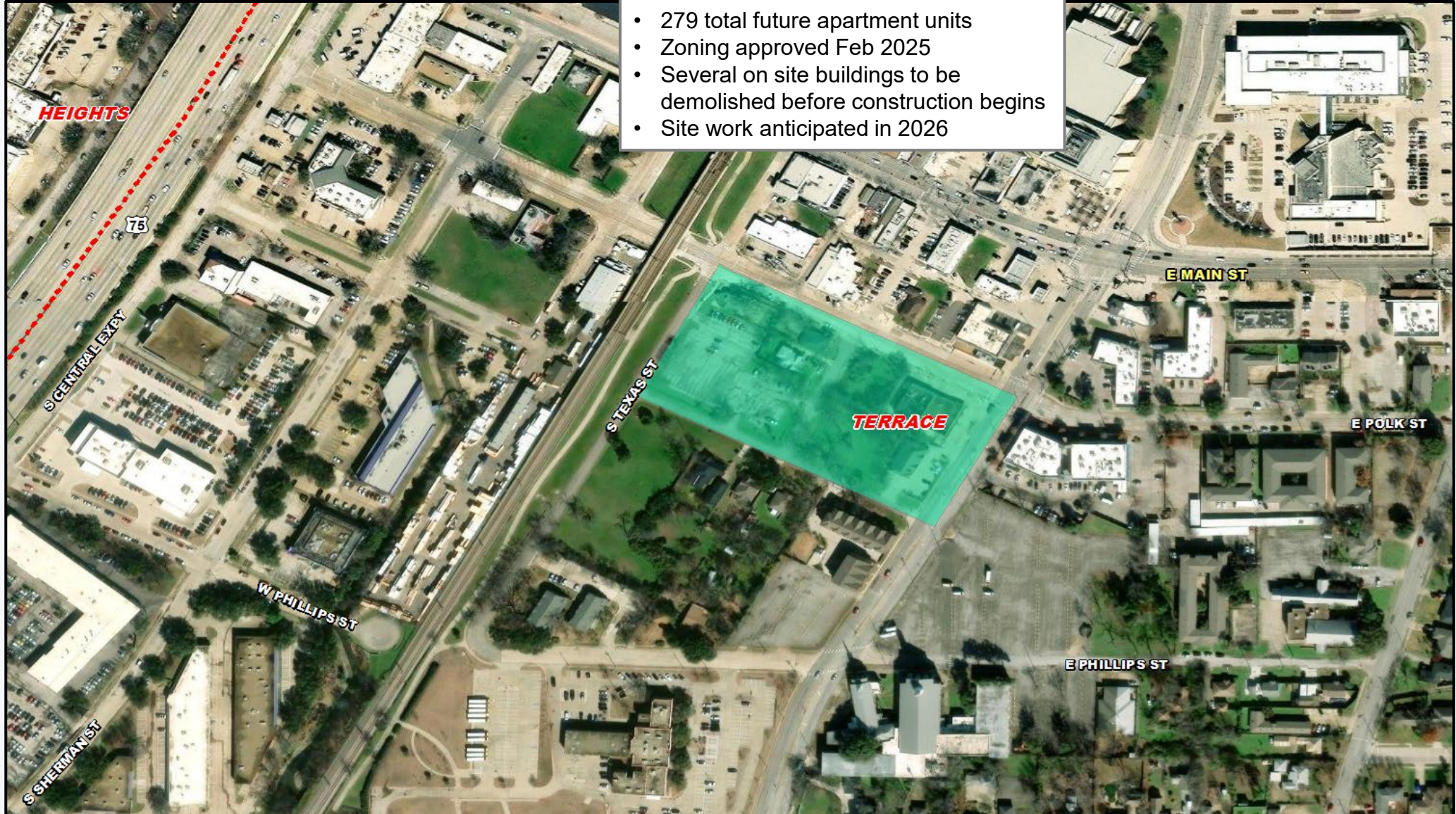


1001 S Sherman St

- 215 total apartment units
- Zoning and special use permit approved 2023
- Existing building to be demolished before construction can begin

Polk Street Residences

- 279 total future apartment units
- Zoning approved Feb 2025
- Several on site buildings to be demolished before construction begins
- Site work anticipated in 2026



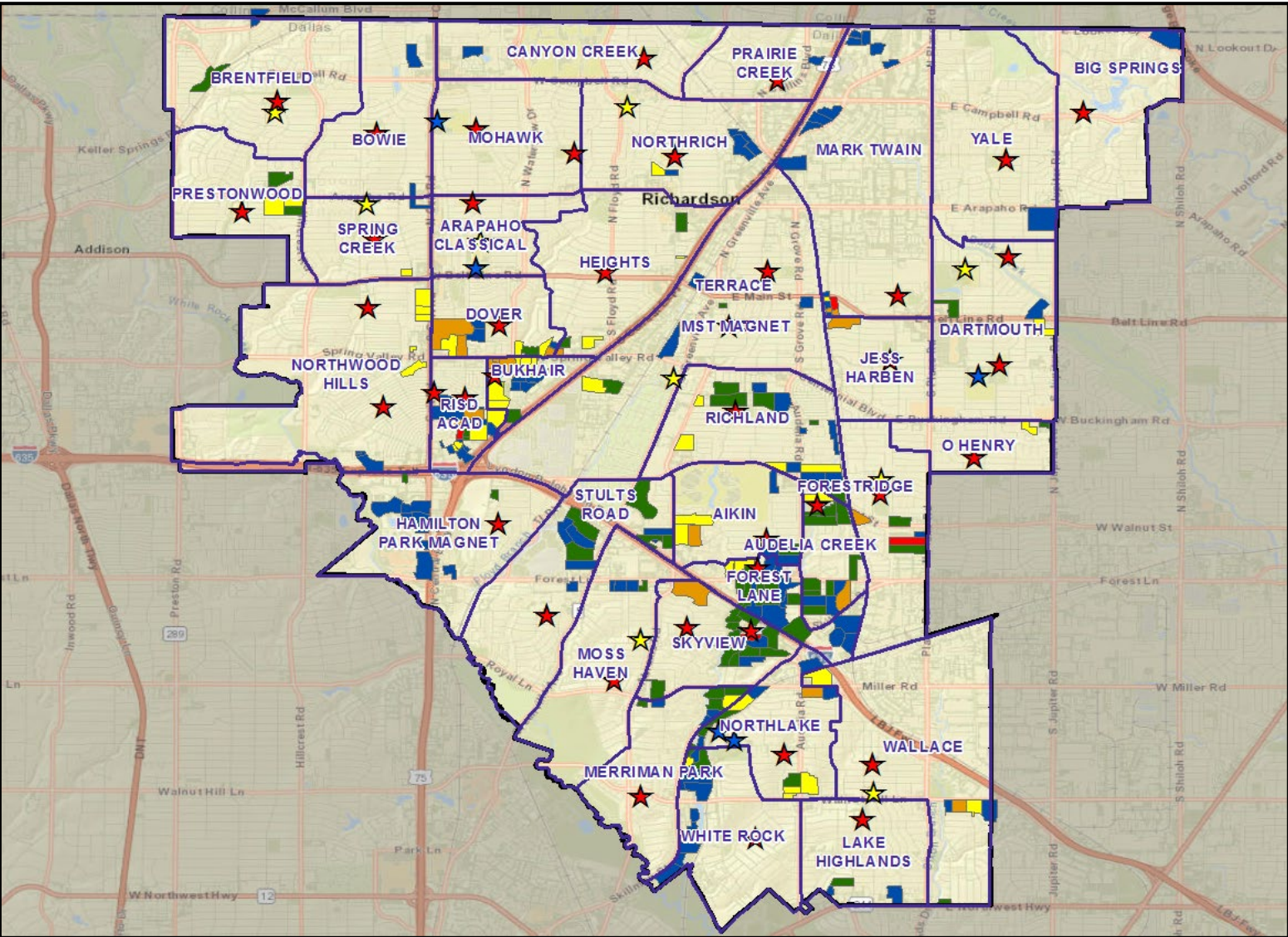



Legacy Arapaho

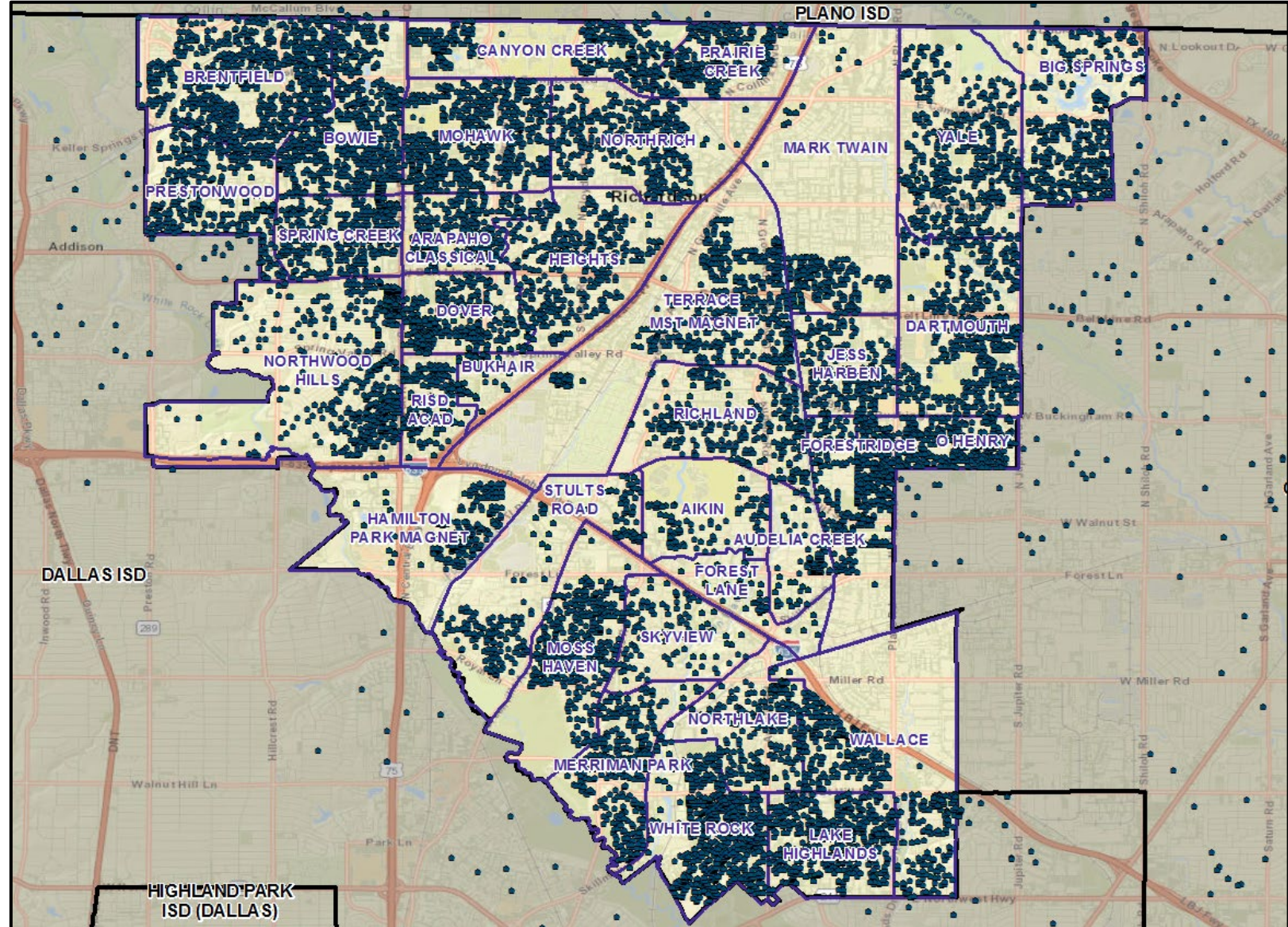
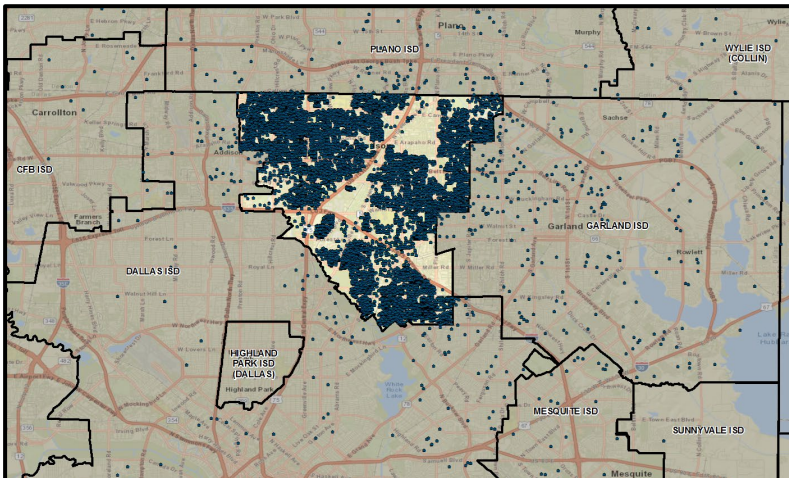
- 443 total future apartment units proposed
- Zoning and special development plan approved Feb 2025
- Existing office building on site will be demolished before construction begins
- Construction plans in design
- Completion of all units anticipated Fall 2029

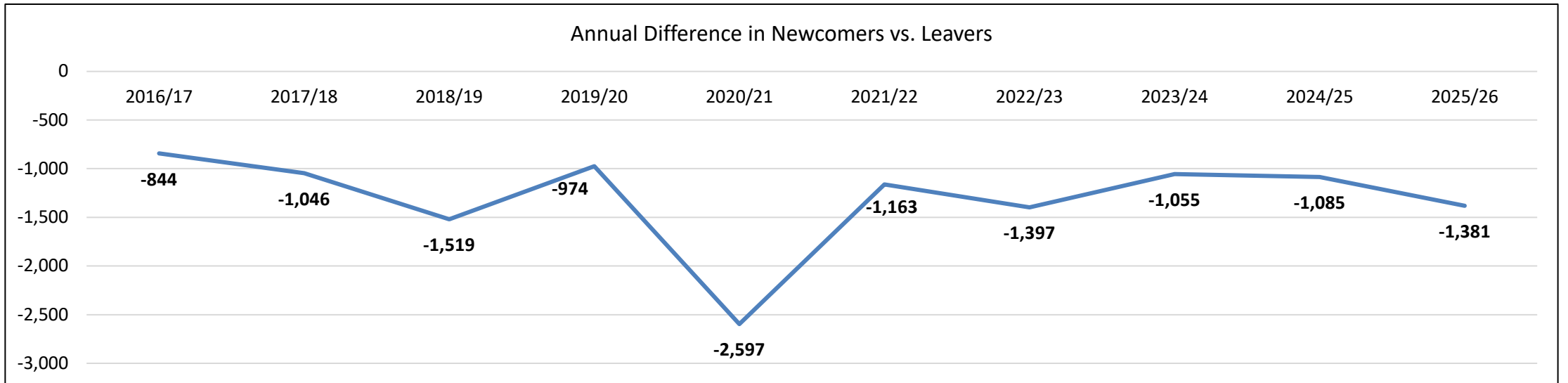
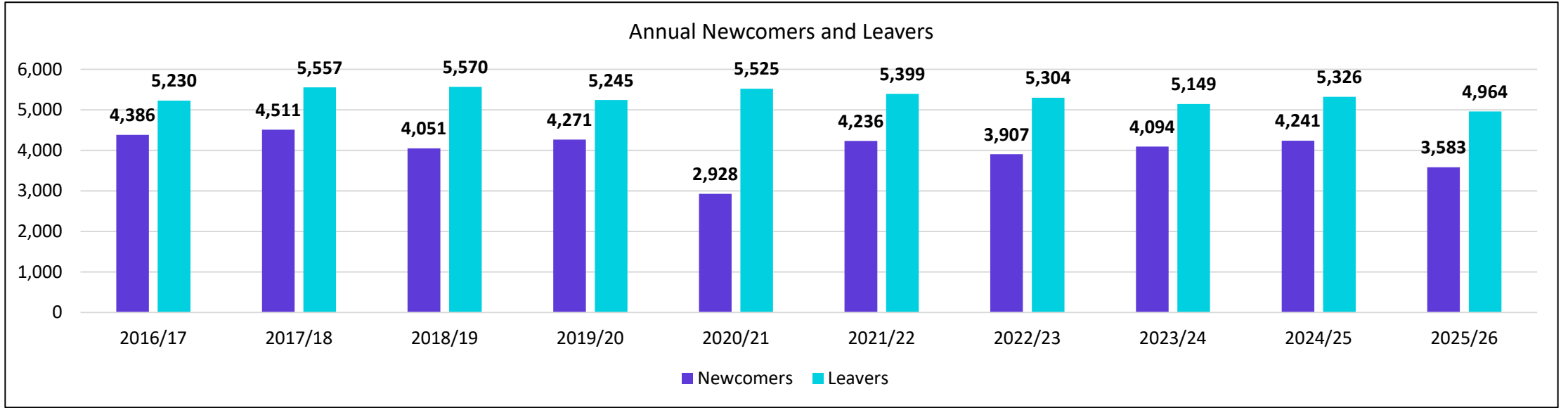
- There are 15,930 students residing in 51,166 total existing multifamily units.
- The overall district multifamily yield is 0.311

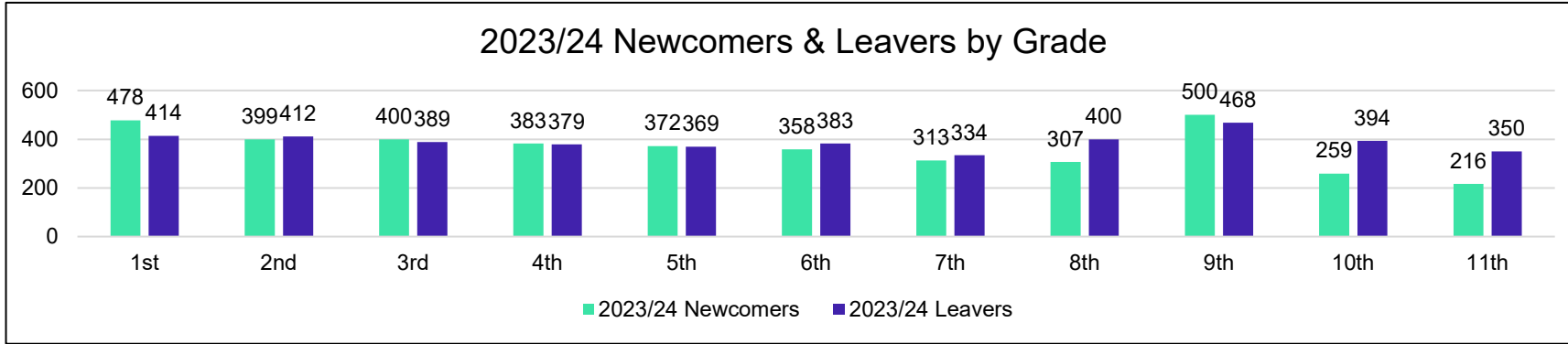
	2021/22	2025/26	4-year change
Total Students in Multifamily Units	16,986	15,930	-1,056
Total Multifamily Units	49,433	51,166	1,733
Total Multifamily Yield	0.344	0.311	-0.033
Percent of Total Student Body in MF	45.1%	43.9%	-1.2%



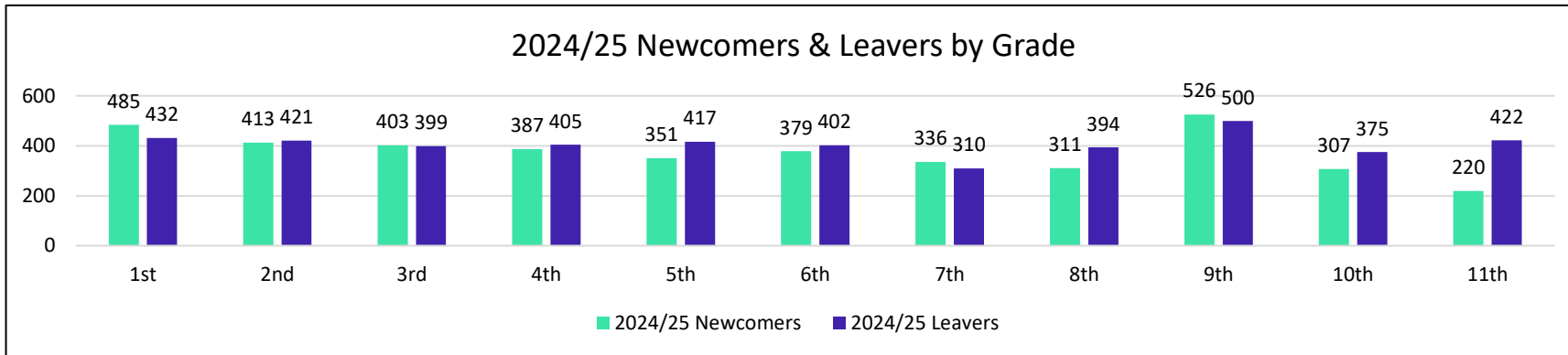
- There are 842 students residing outside the RISD boundary
- This represents 2.3% of the total student population
- 10,645 students, or roughly 29.3% of the total student population resides within the Richardson city limits
- 23,081 students, or roughly 63.7% of the total student population resides within the Dallas city limits
- 2,133 students, or roughly 5.9% of the total student population resides within the Garland city limits



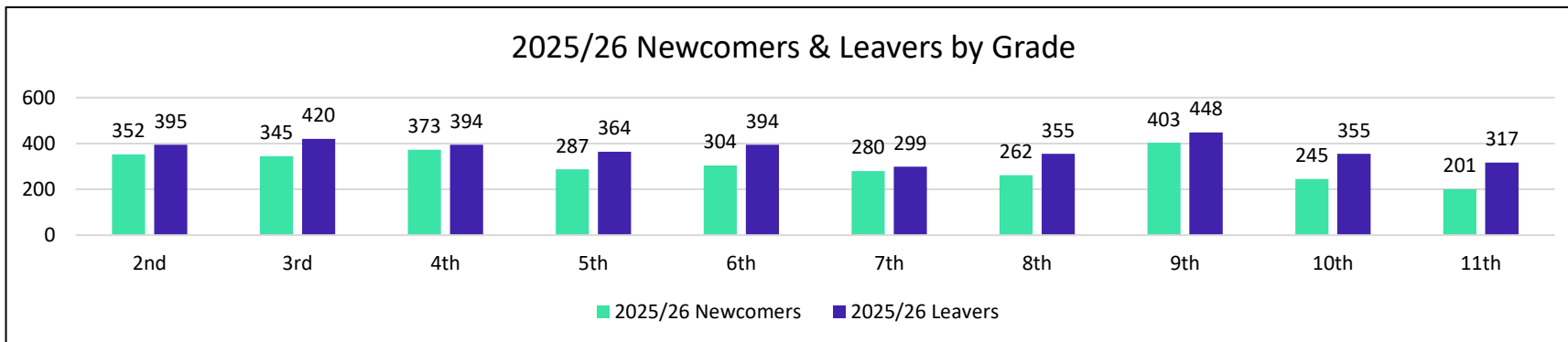




2023/24	Newcomers	Leavers
1st	478	414
2nd	399	412
3rd	400	389
4th	383	379
5th	372	369
6th	358	383
7th	313	334
8th	307	400
9th	500	468
10th	259	394
11th	216	350



2024/25	Newcomers	Leavers
1st	478	414
2nd	399	412
3rd	400	389
4th	383	379
5th	372	369
6th	358	383
7th	313	334
8th	307	400
9th	500	468
10th	259	394
11th	216	350



2025/26	Newcomers	Leavers
1st	418	409
2nd	352	395
3rd	345	420
4th	373	394
5th	287	364
6th	304	394
7th	280	299
8th	262	355
9th	403	448
10th	245	355
11th	201	317

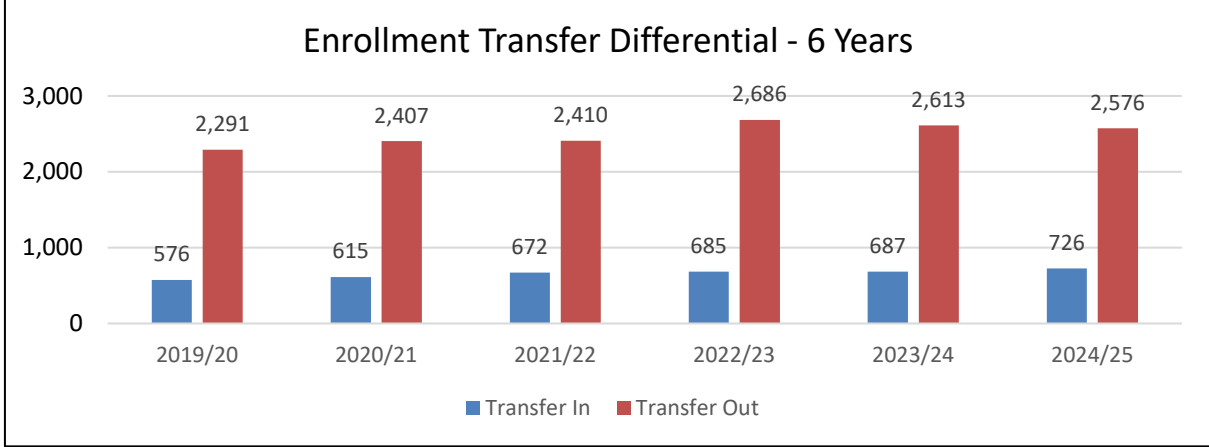
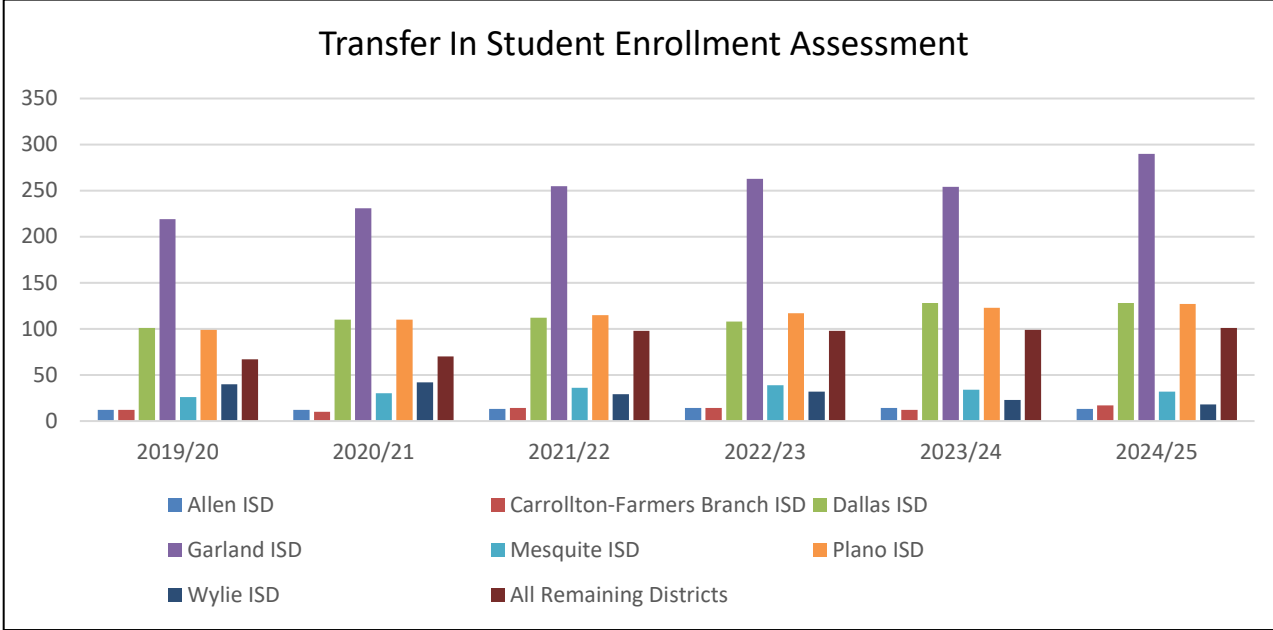
School District	2019/20	2020/21	2021/22	2022/23	2023/24	2024/25
Allen ISD	12	12	13	14	14	13
Carrollton-Farmers Branch ISD	12	10	14	14	12	17
Dallas ISD	101	110	112	108	128	128
Garland ISD	219	231	255	263	254	290
Mesquite ISD	26	30	36	39	34	32
Plano ISD	99	110	115	117	123	127
Wylie ISD	40	42	29	32	23	18
All Remaining Districts	67	70	98	98	99	101
Total Transfers In*	576	615	672	685	687	726

Student Transfer In Enrollment increased by 111 students from the 2020-21 School Year compared to last year's 2024-25 School Year. An increase of approximately 18%.

The largest differential in Student Transfers In and Out of the District over the last 5 Years was in the 2022-23 School Year and that differential came down to 1,850 student's last school year.

Enrollment Trend	2019/20	2020/21	2021/22	2022/23	2023/24	2024/25
Transfer In	576	615	672	685	687	726
Transfer Out	2,291	2,407	2,410	2,686	2,613	2,576
Differential	-1,715	-1,792	-1,738	-2,001	-1,926	-1,850

* Totals include additional districts. Due to FERPA Laws, some numbers are not available



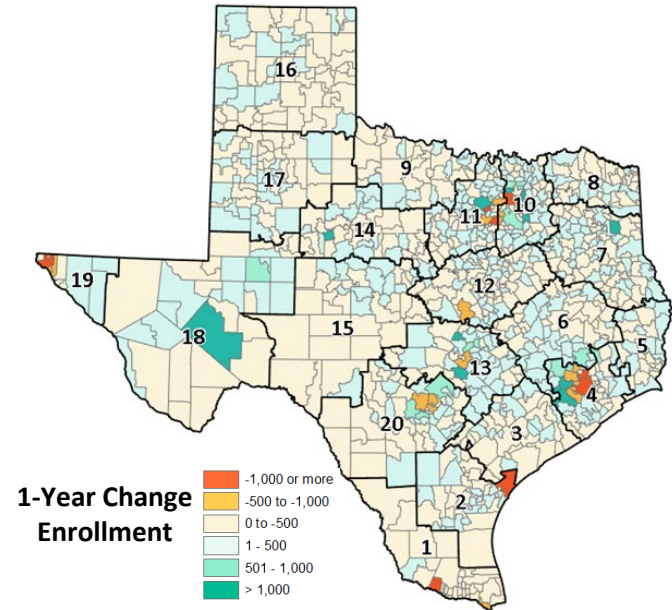
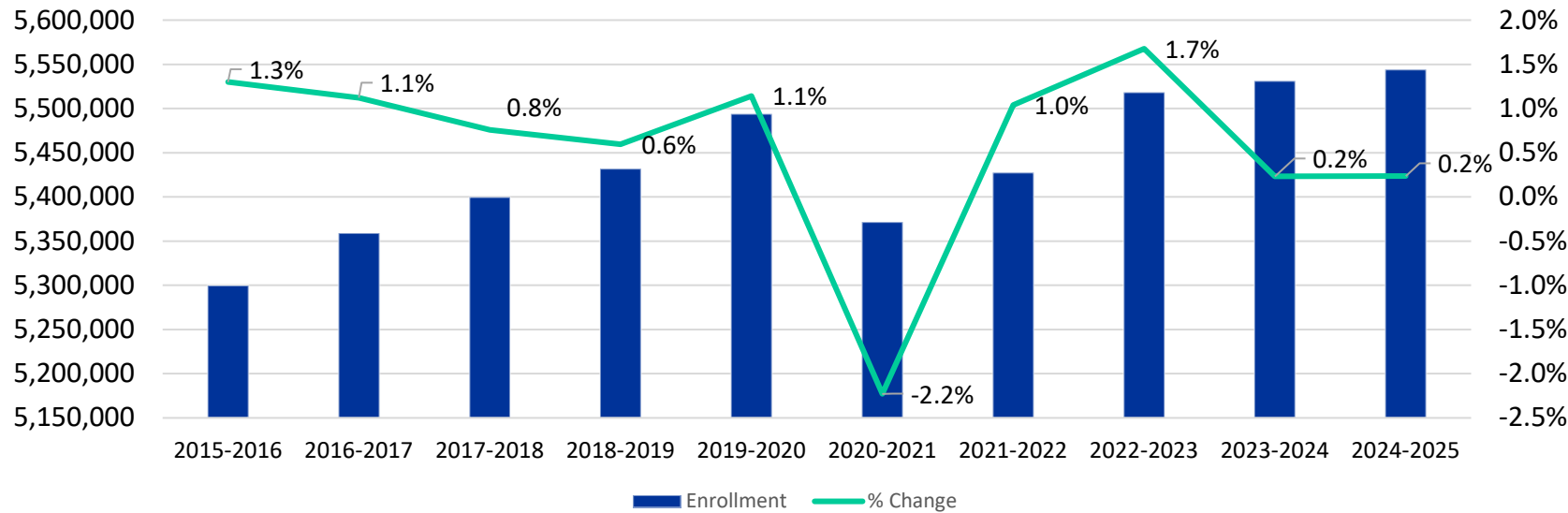
Year	Neighborhood District/Parental Employment Related Enrollment	%	Charter School Enrollment	%	Virtual School Enrollment	%	Total
2018/19	400	19.9%	1,577	78.4%	34	1.7%	2,011
2019/20	555	24.2%	1,694	73.9%	42	1.8%	2,291
2020/21	628	26.1%	1,716	71.3%	63	2.6%	2,407
2021/22	582	24.1%	1,732	71.9%	96	4.0%	2,410
2022/23	756	28.1%	1,741	64.8%	189	7.0%	2,686
2023/24	712	27.2%	1,709	65.4%	192	7.3%	2,613
2024/25	776	30.1%	1,570	60.9%	230	8.9%	2,576
7 Year Average	629.9	25.9%	1677.0	69.1%	120.9	5.0%	2,427.7

* Totals include additional districts. Due to FERPA Laws, some numbers are not available

2024-25 Student Transfers Out Assessment	
Largest Transfer Numbers to Neighboring Districts -	
Dallas ISD	590 Students
Plano ISD	72 Students
Garland ISD	28 Students
Highland Park ISD	22 Students
Carrollton-Farmers Branch ISD	18 Students

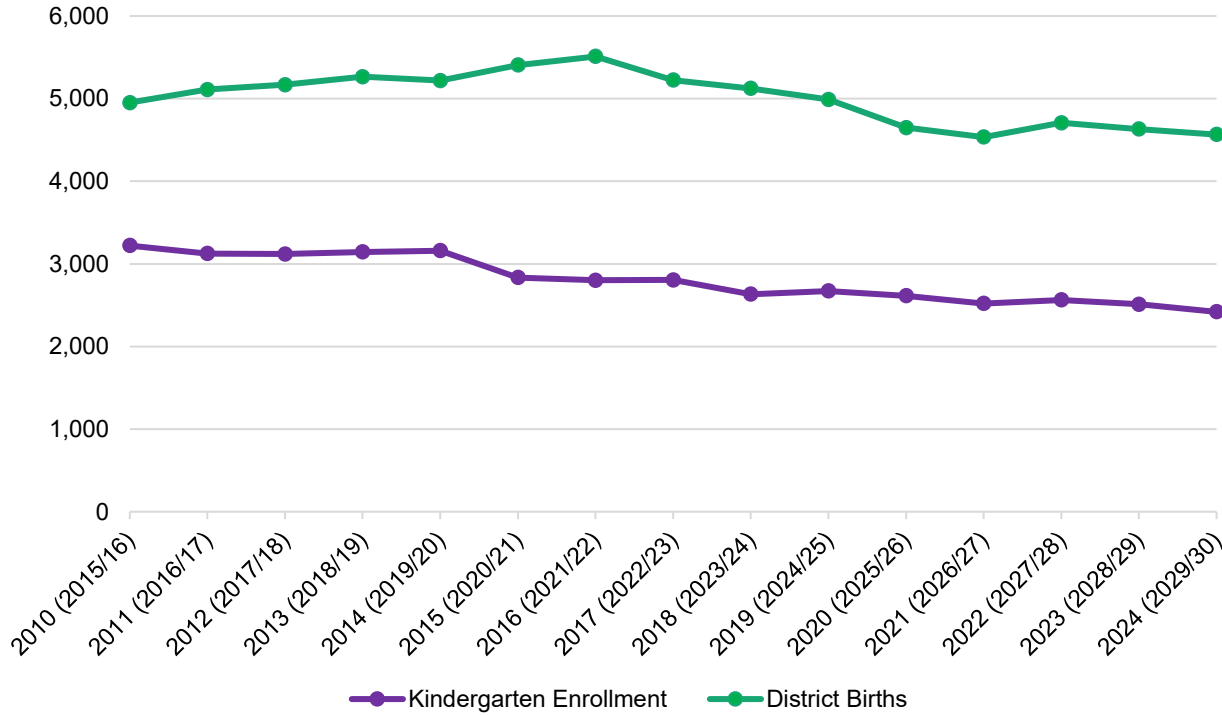
List of Charter Schools
Harmony Public Schools- North Texas
International Leadership of Texas
Pioneer Technology & Arts Academy
Evolution Academy Charter School
Texas Can Academies
Uplift Education
Winfree Academy Charter Schools
Texas College Preparatory Academies

List of Virtual Schools
Hallsville ISD
Roscoe Collegiate ISD
Fort Stockton ISD
Texas Tech University K-12
University of Texas at Austin High School



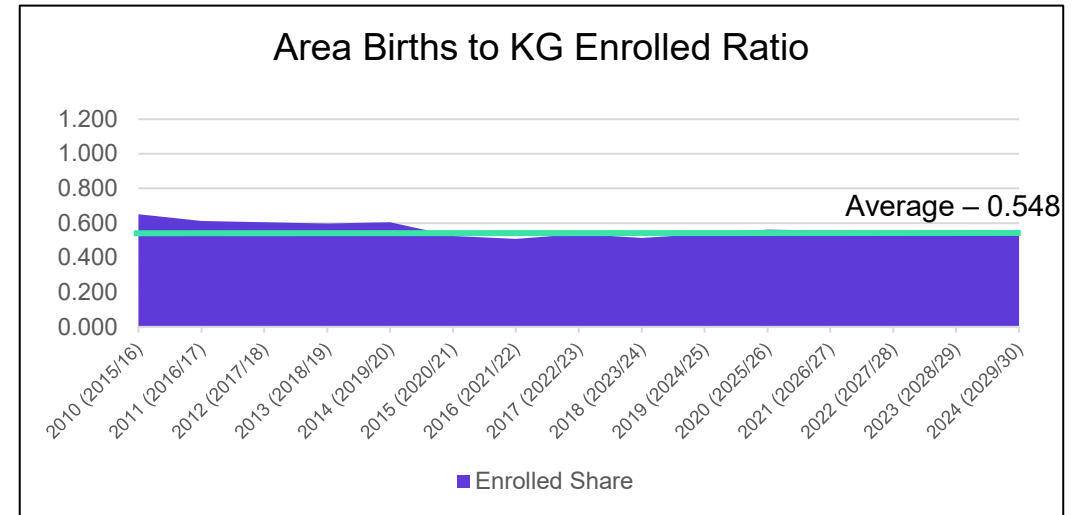
STATE OF TEXAS ENROLLMENT																
School Year	EE	PK	KG	1ST	2ND	3RD	4TH	5TH	6TH	7TH	8TH	9TH	10TH	11TH	12TH	TOTAL
2015-2016	22,116	221,331	376,813	409,977	411,286	409,391	397,056	394,120	390,522	389,519	386,562	428,704	386,534	352,319	323,478	5,299,728
2016-2017	23,248	224,810	372,011	395,805	408,817	412,759	411,095	400,165	398,155	396,117	392,366	431,745	395,334	363,933	332,767	5,359,127
2017-2018	23,998	232,177	371,618	388,637	394,362	409,974	413,819	414,386	402,596	402,472	398,598	432,951	397,209	371,871	345,014	5,399,682
2018-2019	24,764	239,646	374,020	386,900	387,763	395,889	412,016	417,537	417,719	406,834	405,048	436,686	400,836	373,213	353,039	5,431,910
2019-2020	25,883	249,226	384,114	391,449	388,675	391,795	400,111	417,444	422,740	423,545	411,272	449,122	407,044	377,208	354,312	5,493,940
2020-2021	20,991	197,093	361,349	381,403	380,122	381,135	385,364	395,649	414,357	421,347	422,505	436,523	420,705	388,443	364,600	5,371,586
2021-2022	21,375	223,733	371,502	386,232	383,838	384,872	386,011	389,971	400,447	418,788	424,544	475,746	408,700	389,454	362,157	5,427,370
2022-2023	25,110	244,284	367,633	399,419	395,969	393,871	394,020	395,384	399,557	409,566	425,758	478,101	437,002	386,246	366,512	5,518,432
2023-2024	26,847	248,576	361,799	385,471	402,576	400,181	399,422	399,419	400,511	405,298	414,195	472,783	439,298	406,966	367,894	5,531,236
2024-2025	26,099	249,875	359,871	378,335	390,170	406,747	405,715	405,128	404,988	407,512	410,871	460,045	439,519	410,503	388,877	5,544,255

Richardson ISD KG Enrollment v. Area Births



Birth Year (School Year)	District Births	Kindergarten Enrollment	Enrollment Ratio
2013 (2018/19)	5,264	3,145	0.597
2014 (2019/20)	5,217	3,159	0.606
2015 (2020/21)	5,405	2,835	0.525
2016 (2021/22)	5,510	2,801	0.508
2017 (2022/23)	5,224	2,806	0.537
2018 (2023/24)	5,122	2,633	0.514
2019 (2024/25)	4,989	2,672	0.536
2020 (2025/26)	4,648	2,613	0.562
2021 (2026/27)	4,534	2,524	0.556
2022 (2027/28)	4,706	2,570	0.546
2023 (2028/29)	4,631	2,519	0.544
2024 (2029/30)	4,565	2,430	0.532

Area Births to KG Enrolled Ratio



Source: Texas Dept. of Health and Human

GRADE LEVEL ENROLLMENT HISTORY

Year	EE/PRE-K	K	1st	2nd	3rd	4th	5th	6th	7th	8th	9th	10th	11th	12th	Total	Total Growth	% Growth
2021/22	1,661	2,801	2,911	2,912	2,904	2,826	2,731	2,763	2,875	2,751	3,040	2,702	2,445	2,311	37,633	154	0.4%
2022/23	1,819	2,806	2,796	2,827	2,819	2,795	2,717	2,689	2,691	2,798	2,996	2,771	2,435	2,301	37,260	-373	-1.0%
2023/24	1,910	2,633	2,821	2,786	2,808	2,800	2,791	2,709	2,620	2,661	3,005	2,679	2,510	2,352	37,085	-175	-0.5%
2024/25	2,100	2,672	2,682	2,792	2,768	2,786	2,753	2,749	2,645	2,620	2,890	2,691	2,465	2,357	36,970	-115	-0.3%
2025/26	2,035	2,613	2,685	2,619	2,740	2,712	2,688	2,693	2,635	2,607	2,723	2,639	2,477	2,381	36,247	-723	-2.0%

Yellow box = largest grade per year
Green box = second largest grade per year

GRADE LEVEL COHORT HISTORY

Cohorts	EE/PRE-K	K	1st	2nd	3rd	4th	5th	6th	7th	8th	9th	10th	11th	12th	Total	Elem	JH	HS
3-Year Avg.	1.040	0.977	1.010	0.988	0.989	0.988	0.982	0.987	0.970	0.991	1.066	0.901	0.915	0.957	0.979	0.989	0.981	0.960
2022/23	1.095	1.002	0.998	0.971	0.968	0.962	0.961	0.985	0.974	0.973	1.089	0.912	0.901	0.941	0.972	0.978	0.974	0.961
2023/24	1.050	0.938	1.005	0.996	0.993	0.993	0.999	0.997	0.974	0.989	1.074	0.894	0.906	0.966	0.979	0.989	0.982	0.960
2024/25	1.099	1.015	1.019	0.990	0.994	0.992	0.983	0.985	0.976	1.000	1.086	0.896	0.920	0.939	0.984	0.997	0.988	0.960
2025/26	0.969	0.978	1.005	0.977	0.981	0.980	0.965	0.978	0.959	0.986	1.039	0.913	0.920	0.966	0.973	0.980	0.972	0.960

- Overall Enrollment declined by 723 compared to last school year
- Grades 2nd through 7th had the largest drop in cohort numbers compared to the previous year
- The largest grade groups in the District this year are in 3rd and 9th Grades.
- The District High School Cohort number has remained consistent at .960 the last several years

Ten Year Forecast by Grade Level

Enrollment Forecast

Year	EE/PRE-K	K	1st	2nd	3rd	4th	5th	6th	7th	8th	9th	10th	11th	12th	Total	Total Growth	% Growth
2021/22	1,661	2,801	2,911	2,912	2,904	2,826	2,731	2,763	2,875	2,751	3,040	2,702	2,445	2,311	37,633	154	0.4%
2022/23	1,819	2,806	2,796	2,827	2,819	2,795	2,717	2,689	2,691	2,798	2,996	2,771	2,435	2,301	37,260	-373	-1.0%
2023/24	1,910	2,633	2,821	2,786	2,808	2,800	2,791	2,709	2,620	2,661	3,005	2,679	2,510	2,352	37,085	-175	-0.5%
2024/25	2,100	2,672	2,682	2,792	2,768	2,786	2,753	2,749	2,645	2,620	2,890	2,691	2,465	2,357	36,970	-115	-0.3%
2025/26	2,035	2,613	2,685	2,619	2,740	2,712	2,688	2,693	2,635	2,607	2,723	2,639	2,477	2,381	36,247	-723	-2.0%
2026/27	2,055	2,524	2,655	2,672	2,605	2,739	2,670	2,622	2,538	2,606	2,821	2,481	2,373	2,343	35,704	-543	-1.5%
2027/28	2,055	2,570	2,552	2,637	2,636	2,577	2,706	2,732	2,605	2,510	2,839	2,576	2,204	2,235	35,434	-270	-0.8%
2028/29	2,055	2,519	2,603	2,541	2,594	2,618	2,544	2,581	2,620	2,586	2,624	2,604	2,321	2,064	34,874	-560	-1.6%
2029/30	2,055	2,430	2,546	2,593	2,510	2,576	2,595	2,596	2,553	2,609	2,639	2,397	2,345	2,174	34,618	-256	-0.7%
2030/31	2,055	2,417	2,451	2,542	2,559	2,497	2,551	2,590	2,521	2,524	2,643	2,439	2,219	2,199	34,207	-411	-1.2%
2031/32	2,055	2,430	2,446	2,430	2,505	2,546	2,469	2,521	2,502	2,505	2,606	2,424	2,257	2,080	33,777	-430	-1.3%
2032/33	2,055	2,451	2,461	2,435	2,400	2,498	2,525	2,471	2,478	2,488	2,614	2,405	2,229	2,120	33,629	-147	-0.4%
2033/34	2,055	2,462	2,487	2,440	2,411	2,389	2,479	2,496	2,445	2,472	2,583	2,401	2,217	2,088	33,425	-205	-0.6%
2034/35	2,055	2,481	2,496	2,477	2,421	2,404	2,375	2,435	2,462	2,435	2,570	2,372	2,211	2,075	33,269	-156	-0.5%
2035/36	2,055	2,499	2,517	2,487	2,459	2,415	2,387	2,359	2,373	2,429	2,534	2,362	2,189	2,084	33,149	-120	-0.4%

Yellow box = largest grade per year
Green box = second largest grade per year



Ten Year Forecast by Campus Level - Elementary

Enrollment Forecast

 - 2028/29 Grade Reconfiguration



Campus	Capacity	History	Fall	ENROLLMENT PROJECTIONS									
		2024/25	2025/26	2026/27	2027/28	2028/29	2029/30	2030/31	2031/32	2032/33	2033/34	2034/35	2035/36
Little Rams & Little Wildcats Child Learning Academy	80		63	63	63	63	63	63	63	63	63	63	63
Aikin Elementary	806	449	451	433	449	446	446	454	452	452	451	455	456
Arapaho Classical Magnet	718	615	600	594	593	502	488	474	468	472	468	467	471
Audelia Creek Elementary	872	730	705	697	657	509	482	460	450	456	457	464	476
Big Springs Elementary	662	403	387	352	340	269	268	269	267	271	274	272	280
Bowie Elementary	850	644	656	661	658	575	580	580	571	576	575	581	591
Brentfield Elementary	996	815	817	791	767	639	603	597	599	604	609	618	632
Canyon Creek Elementary	420	374	401	413	430	413	413	407	399	398	398	395	395
Bukhair Elementary	890	694	717	701	707	599	570	557	550	544	535	527	526
Dartmouth Elementary	552	425	400	393	383	317	322	320	312	310	308	309	305
Dover Elementary	856	698	666	700	694	595	598	600	591	583	572	564	560
Forest Lane Academy	878	625	647	653	654	648	642	618	604	596	584	575	570
Forestridge Elementary	740	497	470	462	456	387	383	368	359	356	351	343	336
Hamilton Park Pacesetter Magnet	1,050	659	584	553	553	474	472	472	475	479	471	478	485
Jess Harben Elementary	496	394	391	395	402	362	362	352	336	323	316	312	312
Lake Highlands Elementary	920	704	700	669	656	655	646	631	618	613	608	612	623
Mark Twain Elementary	744	531	517	507	504	427	421	420	409	402	392	385	380
Merriman Park Elementary	696	446	464	453	455	462	467	472	471	468	463	458	458
Mohawk Elementary	602	492	495	481	472	375	366	341	332	335	338	344	352
Moss Haven Elementary	690	467	472	454	440	424	412	375	368	364	360	362	366
MST Magnet	950	667	669	662	664	567	563	573	571	570	557	557	566
Northlake Elementary	672	414	456	447	448	437	453	453	453	457	461	462	461
Northrich Elementary	706	509	466	441	444	386	357	346	341	338	332	330	331
Northwood Hills Elementary	674	563	509	467	434	334	304	285	291	297	308	322	330
O. Henry Elementary	602	464	436	441	431	363	363	361	349	337	329	323	319
Prairie Creek Elementary	464	304	332	332	336	304	317	323	325	326	326	326	322
Prestonwood Elementary	542	474	461	427	400	322	307	294	296	295	302	314	331
Richardson Heights Elementary	734	501	474	479	473	401	412	399	392	387	385	381	380
Richardson Terrace Elementary	674	492	462	477	478	393	398	388	385	384	380	376	383
Richland Elementary	856	643	609	598	569	491	478	467	463	476	488	493	505
RISD Academy	1,106	731	772	798	809	744	747	755	751	744	736	726	721
Skyview Elementary	960	802	721	743	742	740	747	739	725	712	696	679	671
Spring Creek Elementary	574	422	440	430	430	364	358	362	352	344	337	332	330
Stults Road Elementary	828	552	622	653	690	701	709	700	699	692	686	682	678
Wallace Elementary	916	654	652	622	610	588	598	621	632	644	658	662	673
White Rock Elementary	1,200	868	863	883	896	883	884	873	860	853	849	858	877
Yale Elementary	652	429	415	385	377	315	306	303	302	304	300	302	304
ELEMENTARY TOTALS	30,314	20,444	19,962	19,710	19,564	17,474	17,305	17,072	16,881	16,825	16,723	16,709	16,819
Elementary Percent Change		-3.78%	-2.36%	-1.26%	-0.74%	-10.68%	-0.97%	-1.35%	-1.12%	-0.33%	-0.61%	-0.08%	0.66%
Elementary Absolute Change		-804	-482	-252	-146	-2,090	-169	-233	-191	-56	-102	-14	110

Ten Year Forecast by Campus Level

Enrollment Forecast

- 2028/29 Grade Reconfiguration

Campus	Capacity	History	Fall	ENROLLMENT PROJECTIONS									
		2024/25	2025/26	2026/27	2027/28	2028/29	2029/30	2030/31	2031/32	2032/33	2033/34	2034/35	2035/36
Apollo Junior High	1,066	586	576	555	521	739	708	676	638	641	631	642	630
Forest Meadow Middle School (6-8)	1,500	1,211	1,262	1,266	1,278	1,320	1,363	1,346	1,380	1,363	1,352	1,330	1,288
Lake Highlands Middle School (6-8)	1,500	1,114	1,165	1,112	1,127	1,090	1,073	1,051	1,066	1,082	1,082	1,069	1,051
Liberty Junior High	896/1,000	549	497	462	482	800	776	774	749	720	678	664	657
Parkhill Junior High	952/1,000	650	630	626	605	845	839	807	794	776	815	801	764
Richardson North Junior High	1,130	574	538	557	567	871	918	960	980	929	916	902	880
Richardson West Junior High	1,173	771	749	702	698	1,056	1,071	1,045	1,000	1,011	1,024	1,024	1,007
Westwood Junior High	868/1,000	629	648	697	738	1,067	1,009	976	922	915	915	901	885
JUNIOR HIGH TOTALS		6,084	6,065	5,976	6,016	7,787	7,758	7,635	7,529	7,436	7,413	7,332	7,161
Junior High Percent Change		16.13%	-0.31%	-1.47%	0.67%	29.44%	-0.38%	-1.58%	-1.39%	-1.23%	-0.32%	-1.09%	-2.33%
Junior High Absolute Change		845	-19	-89	40	1,771	-29	-123	-106	-92	-24	-81	-171
Berkner High School	3,553	2,350	2,301	2,218	2,136	2,074	2,043	2,016	2,033	1,979	1,970	1,919	1,814
Lake Highlands High School	3,500	2,972	2,931	2,833	2,806	2,648	2,667	2,729	2,633	2,725	2,764	2,752	2,829
Pearce High School	3,368	2,317	2,341	2,308	2,266	2,258	2,220	2,206	2,145	2,136	2,093	2,080	2,095
Richardson High School	3,724	2,669	2,647	2,659	2,646	2,633	2,625	2,549	2,556	2,528	2,462	2,477	2,431
HIGH SCHOOL TOTALS		10,308	10,220	10,018	9,854	9,613	9,555	9,500	9,367	9,368	9,289	9,228	9,169
High School Percent Change		-1.30%	-0.85%	-1.98%	-1.64%	-2.45%	-0.60%	-0.58%	-1.40%	0.01%	-0.84%	-0.66%	-0.64%
High School Absolute Change		-136	-88	-202	-164	-241	-58	-55	-133	1	-79	-61	-59
DISTRICT TOTALS		36,970	36,247	35,704	35,434	34,874	34,618	34,207	33,777	33,629	33,425	33,269	33,149
District Percent Change		-0.31%	-1.96%	-1.50%	-0.76%	-1.58%	-0.74%	-1.19%	-1.26%	-0.44%	-0.61%	-0.47%	-0.36%
District Absolute Change		-115	-723	-543	-270	-560	-256	-411	-430	-147	-205	-156	-120



District Information -



Richardson ISD enrollment declined by **1,230 students over the last five years**. The District has seen enrollment decline this new 2025-26 school year by **723 students** compared to last Fall.

Economic & Housing Market Conditions -




Unemployment rates have increased slightly over the last year indicating a softening of the economy. High interest rates and limited lot inventory indicate that there aren't significant single family developments anticipated in the District. There will continue to be multifamily developments within the District over the next several years.

Housing Activity & Future Developments -



The district currently has nearly 80 **homes in active inventory**, approximately 60 single family homes under construction, roughly 225 lots available to build on, and more than 330 homes planned in the future.

Enrollment Forecast -



Richardson ISD Enrollment is forecasted to be at approximately 34,200 students by the 2030/31 school year primarily due to lower birth rates and the anticipated impact of school choice.

**BOARD OF TRUSTEES
Richardson Independent School District
Richardson, Texas**

Date: February 19, 2026

Submitted by: Gina Ortiz, Senior Executive Director of Accountability and Continuous Improvement

INFORMATION ITEM

TOPIC: Middle of the Year MAP Performance Review

BACKGROUND INFORMATION

Tonight, Accountability and Continuous Improvement will present information to the Board of Trustees related to the middle of the year administration of the MAP Growth diagnostic tool, including a summary of results, highlights, and action steps from the data.



MAP Middle of the Year Updates

February 19, 2026



OUR NORTH STAR GOAL: EVERY STUDENT, TEACHER, AND LEADER WILL MEET OR EXCEED THEIR ACADEMIC GROWTH GOALS.

EVERY Teacher. EVERY Day.

EVERY Leader. EVERY Day.

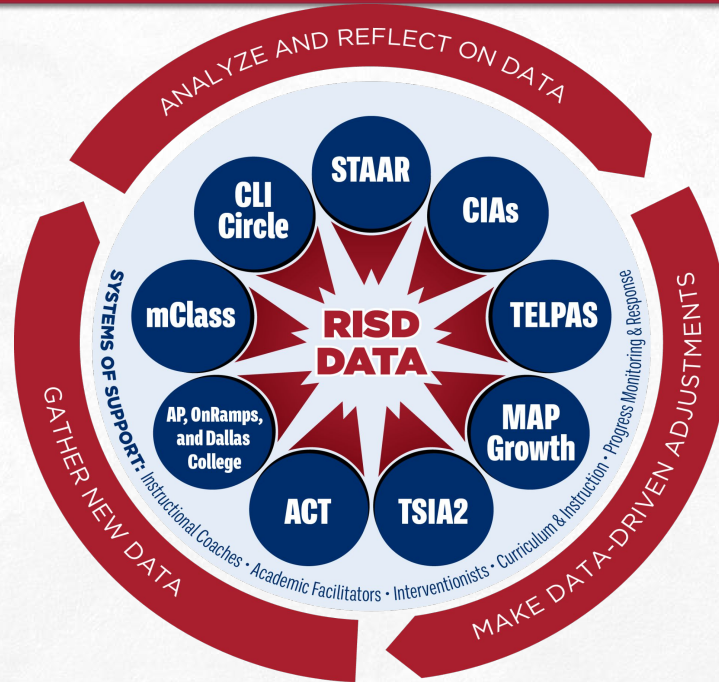
EVERY Child. EVERY Day.



RICHARDSON ISD'S **NORTH STAR GOAL**

Every student, teacher and leader will meet or exceed their academic growth goals.

RISD DATA AND RESPONSE



OUR NORTH STAR GOAL: EVERY STUDENT, TEACHER, AND LEADER WILL MEET OR EXCEED THEIR ACADEMIC GROWTH GOALS.

Calendar for Progress Monitoring



BOY Progress Monitoring Assessment Results and Response

MOY Progress Monitoring Assessment Results and Response

Accountability Reports and Updates

SEP

OCT

NOV

DEC

JAN

FEB

MAR

APR

MAY

JUN

JUL

AUG

Beginning of the Year Progress Monitoring Assessments (BOY)

Middle of the Year Progress Monitoring Assessments (MOY)

End of the Year Progress Monitoring Assessments (EOY)

MAP (K-8)



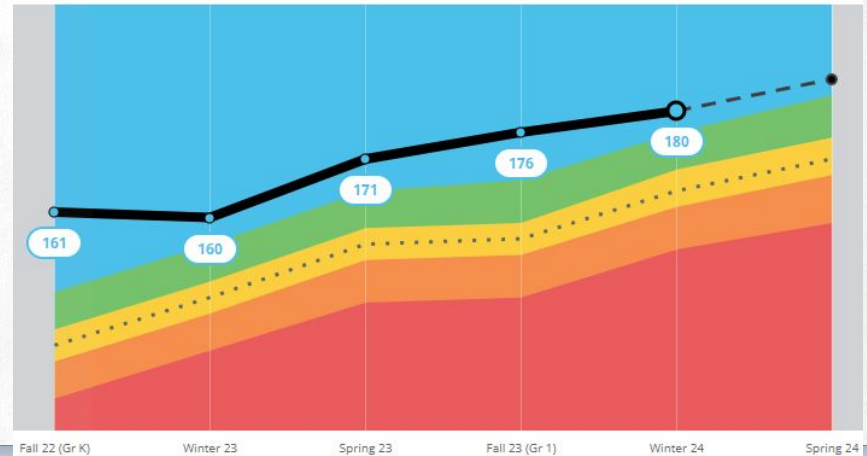
OUR NORTH STAR GOAL: EVERY STUDENT, TEACHER, AND LEADER WILL MEET OR EXCEED THEIR ACADEMIC GROWTH GOALS.

How do we measure and track student growth?



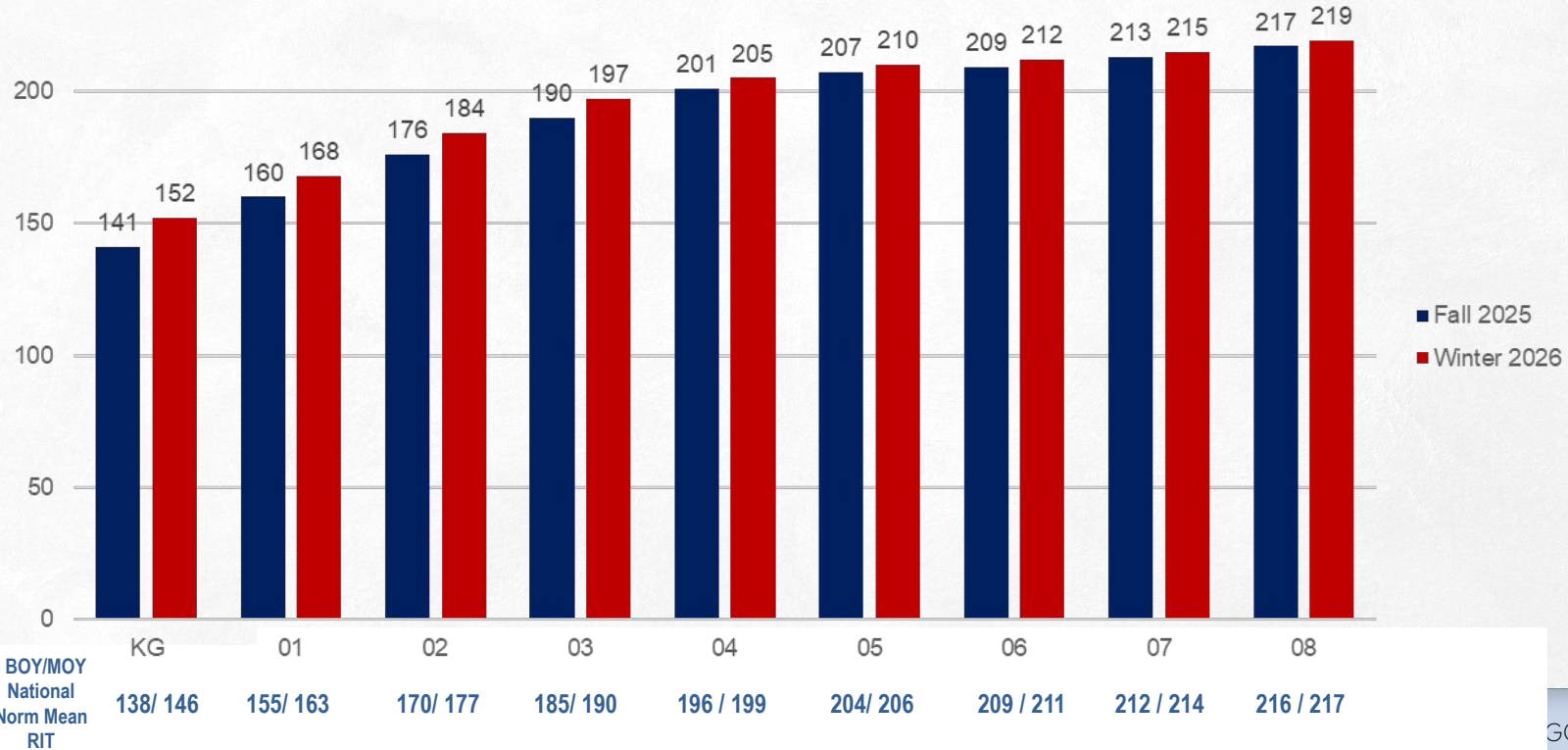
The RIT scale is a stable scale, like feet and inches, that accurately measures student performance, regardless of age, grades, or grade level.

It also measures growth over time, allowing us to track student progress throughout the school year and across multiple years.

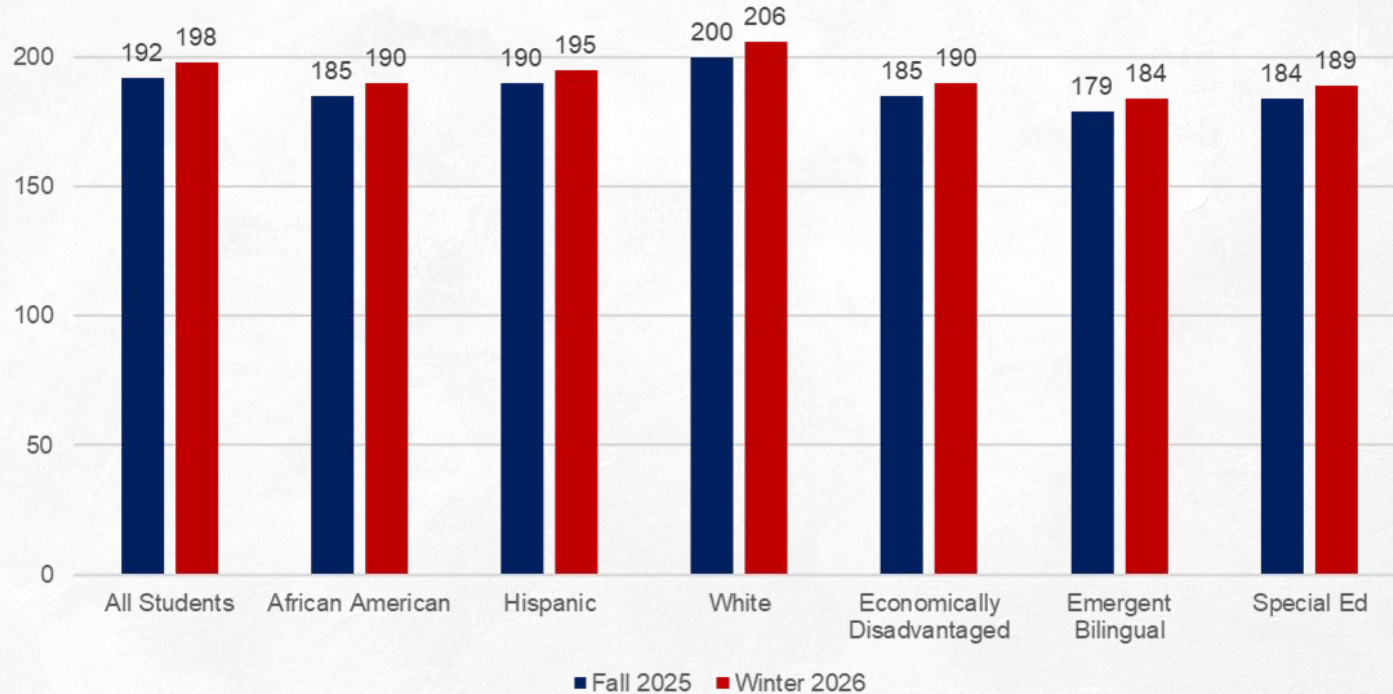


OUR NORTH STAR GOAL: EVERY STUDENT, TEACHER, AND LEADER WILL MEET OR EXCEED THEIR ACADEMIC GROWTH GOALS.

MAP Reading – English (Fall 25 to Winter 26)

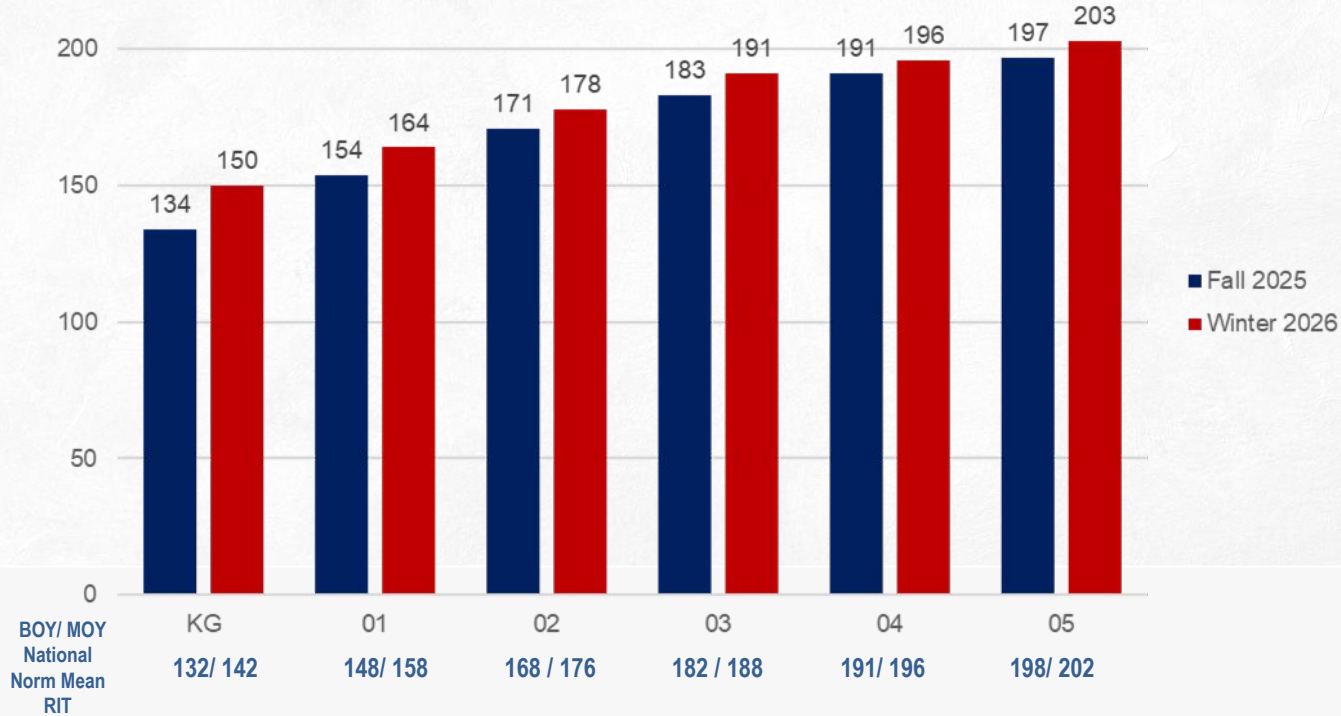


MAP Reading - English (Student Group Performance)

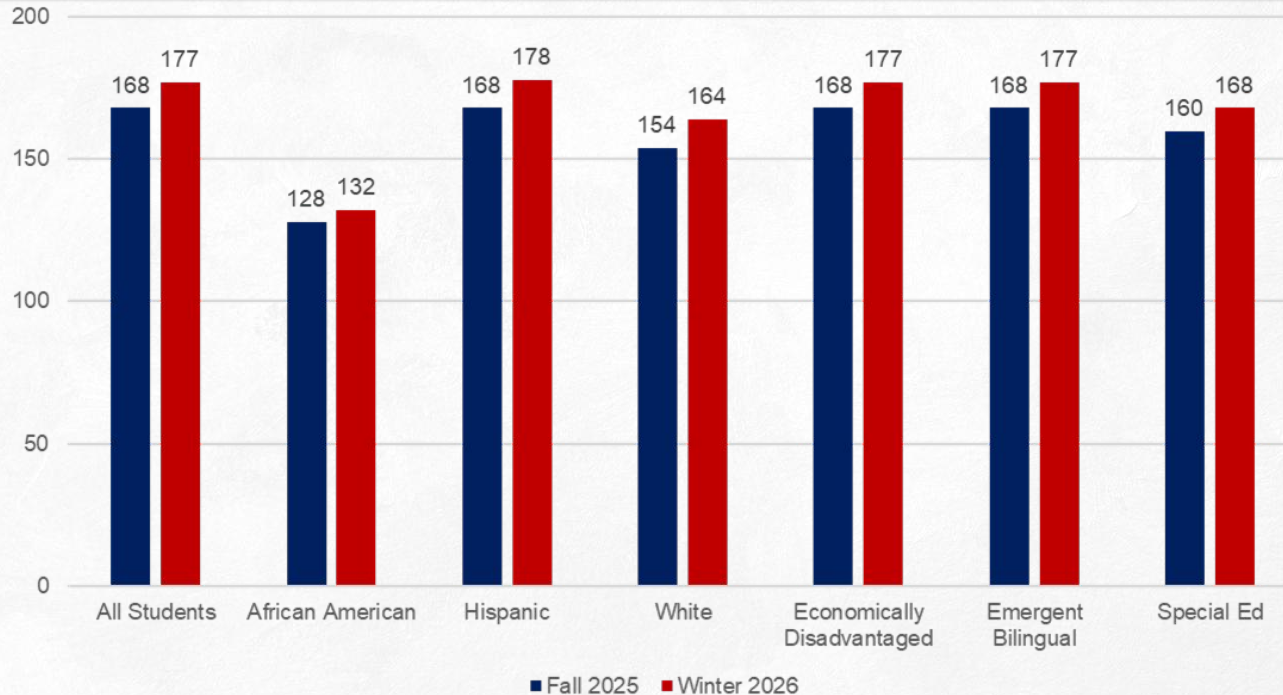


OUR NORTH STAR GOAL: EVERY STUDENT, TEACHER, AND LEADER WILL MEET OR EXCEED THEIR ACADEMIC GROWTH GOALS.

MAP Reading – Spanish (Fall 2025 to Winter 2026)

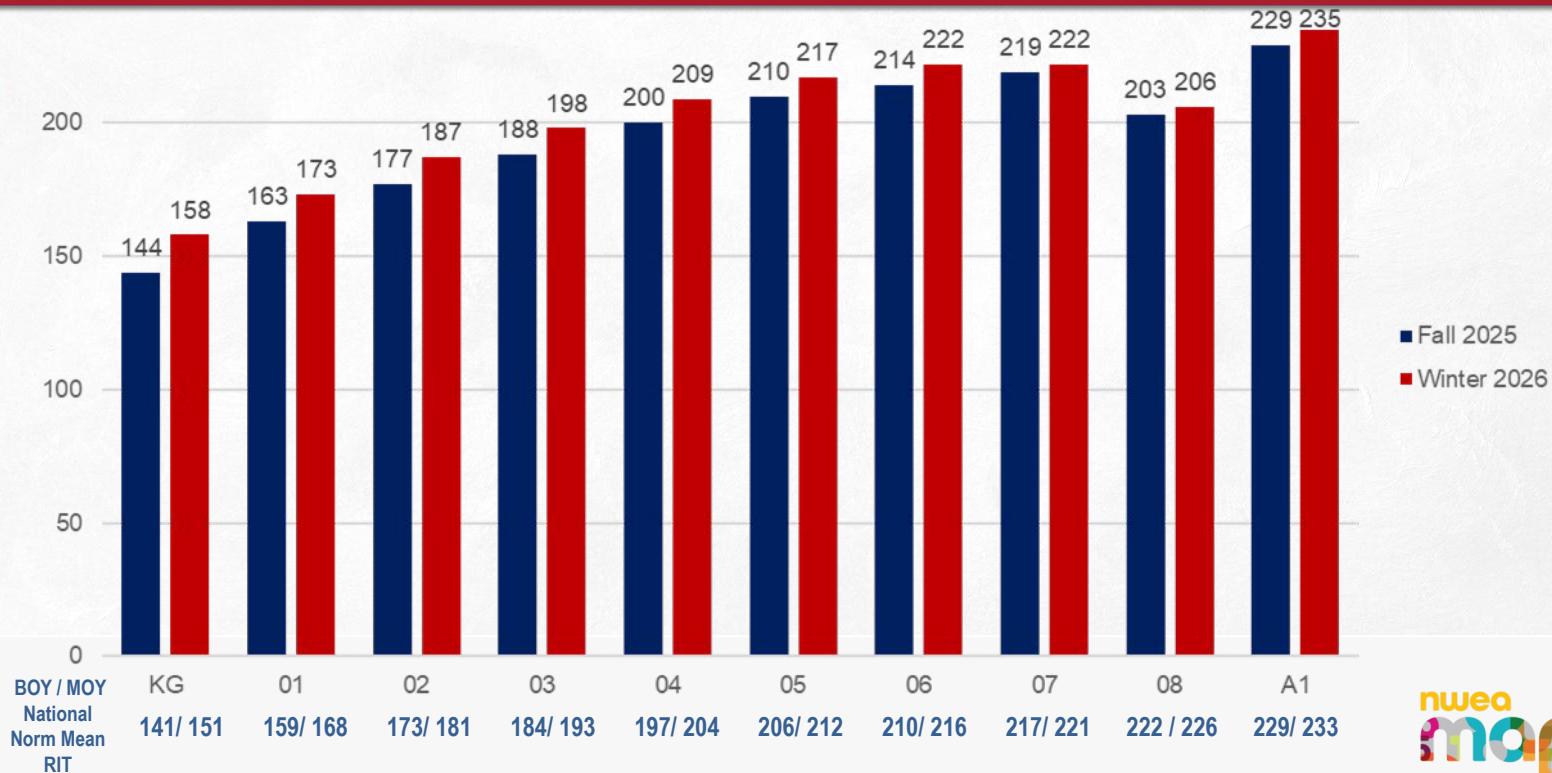


MAP Reading – Spanish (Student Group Performance)



OUR NORTH STAR GOAL: EVERY STUDENT, TEACHER, AND LEADER WILL MEET OR EXCEED THEIR ACADEMIC GROWTH GOALS.

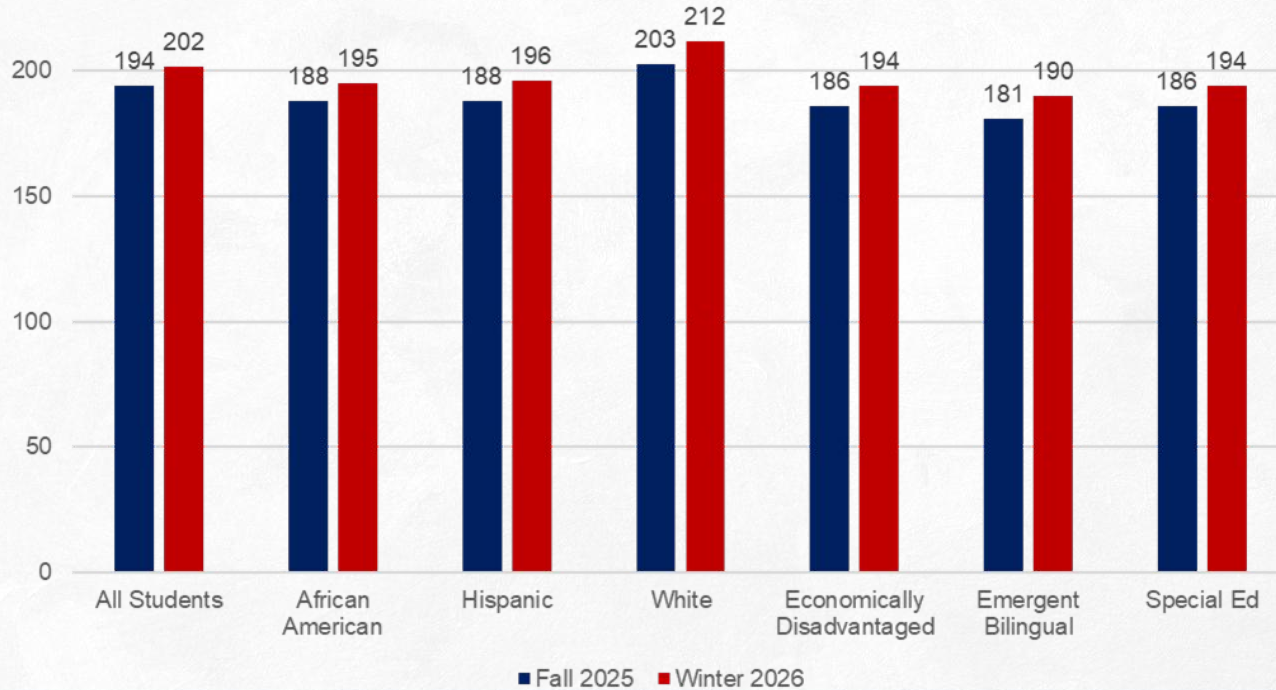
MAP Mathematics (Fall 25 to Winter 26)



** 8th Grade group only includes students who are enrolled in on-level math (n=242).



MAP Mathematics (Student Group Performance)



OUR NORTH STAR GOAL: EVERY STUDENT, TEACHER, AND LEADER WILL MEET OR EXCEED THEIR ACADEMIC GROWTH GOALS.

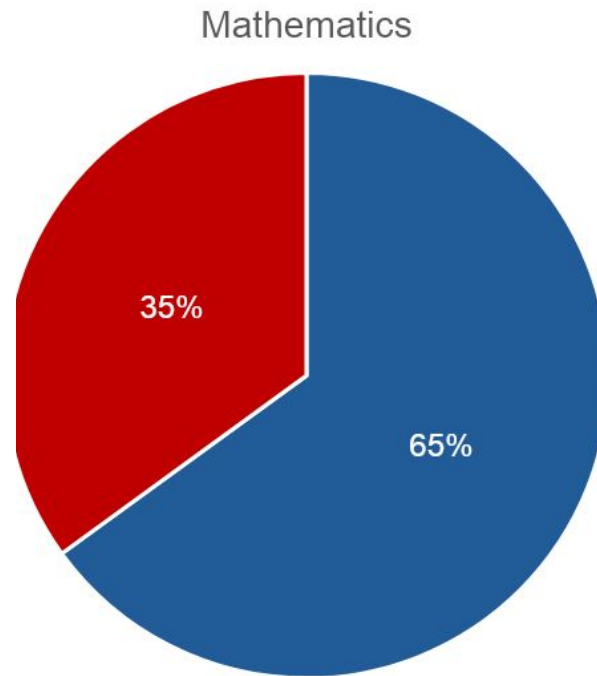
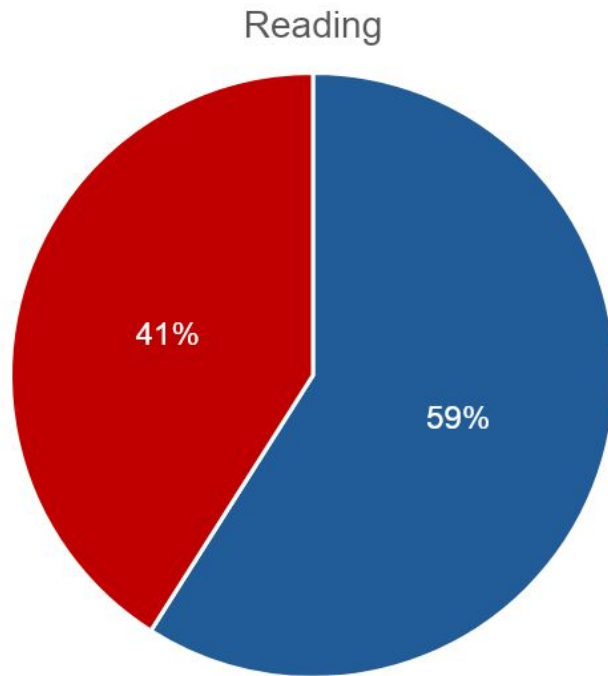
Fall 2025 to Winter 2026 Growth Comparison (BOY/MOY)

What does this mean for RISD performance?

BOY to MOY comparison of growth

RISD is meeting national growth norms

RISD is on target to meet growth goals




National growth norms are 50%

 Met Growth Goal

 Did Not Meet Growth Goal

Campus Spotlight:

- Lake Highlands Elementary
- Lake Highlands MS
- Mohawk Elementary
- Richardson North JH
- Westwood JH
- White Rock Elementary
- Yale Elementary



Next Steps:



- Analyze data to create individual growth plan for each student
 - Based on MAP, STAAR, mClass, Circle, etc.
- Lesson Internalization & Data Driven Instruction K-12 : What does Tier 1 look like in the classroom?
 - Planning for productive struggle
 - Learning Walks: created action steps for campus targeted instructional focus
 - Data meetings & Reteach plans for lowest TEKS
 - Increasing Instructional Capacity & Accountability
 - Teachers, Administrators, Instructional Coaches

Key Takeaways



- It is important for the District and the community to understand that MAP data is intended to drive continuous improvement efforts for all students
- MAP/STAAR correlation will be evaluated in the summer due to changes to the assessment and national norms
- The district is exceeding the MAP Norms with growth of over 50% in Reading and Math
- RISD outperformed the Nation and State for Fall 2025.
- RISD students are on track to continue to show growth over the 25-26 school year, but we will keep it 70!
- When we have students in RISD for at least a full year the growth is outpacing prior year performance.





Thank you!
Questions?

RICHARDSON ISD'S NORTH STAR GOAL

Every student, teacher, and leader will meet or exceed their academic growth goals.



**BOARD OF TRUSTEES
Richardson Independent School District
Richardson, Texas**

Date: February 19, 2026

Submitted by: David Pate, Assistant Superintendent of Finance and Support Services

INFORMATION ITEM

TOPIC: 2026-27 Budget Discussion

BACKGROUND INFORMATION

The Texas Education Code and the Texas Education Agency Financial Accountability System Resource Guide requires the district to prepare and adopt a budget prior to the start of the new fiscal year.

The budget process begins each July and culminates in June with the Board of Trustees adopting the budget.

In accordance with Board Policy CA – Fiscal Management Goals and Objectives, the administration has prepared an analysis of peer district comparative financial data to identify target areas for increased efficiency.

The primary purpose of the presentation is to set a foundation for the 2026-27 budget process.

SUPERINTENDENT'S RECOMMENDATION

The Superintendent presents the information regarding the 2026-27 Budget Calendar for the Board's Information and review.



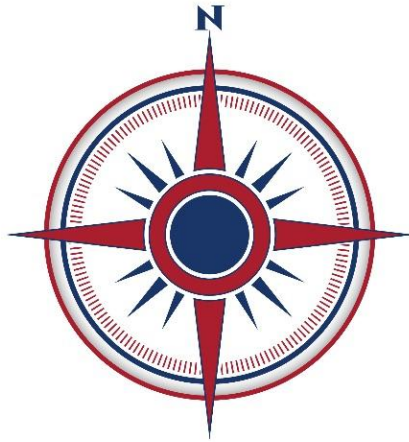
2026-2027

Budget Presentation

February 19, 2026



OUR NORTH STAR GOAL: EVERY STUDENT, TEACHER, AND LEADER WILL MEET OR EXCEED THEIR ACADEMIC GROWTH GOALS.



Richardson ISD's

North Star Goal

Every student, teacher and leader will meet or exceed their academic growth goals.

Presentation Topics

1. Where Are We
2. Who Do We Compare To
3. How Do We Compare
4. Closing Thoughts
5. Questions



Structural Deficit vs Cyclical Deficit



Structural Deficit - When recurring expenditures increase faster than recurring revenues (for example: 3% annual raise for personnel, with stable funding per student, and declining enrollment)

Cyclical Deficit - a temporary deficit related to one time or short term expenditures such as setting aside funds for a specific project (for example: construction project or equipment purchase)



CBSC Summary of Recommendations



Reduce Central Expenditures 5-7%



Expand Inter-District Transfer Options




Choice Programming



Standard Rubric for Reductions



VATRE



Standard Staffing Model



Consolidate Elementaries



Expand xPlore! Enrollment



Strategic Compensation



Implemented



In Progress

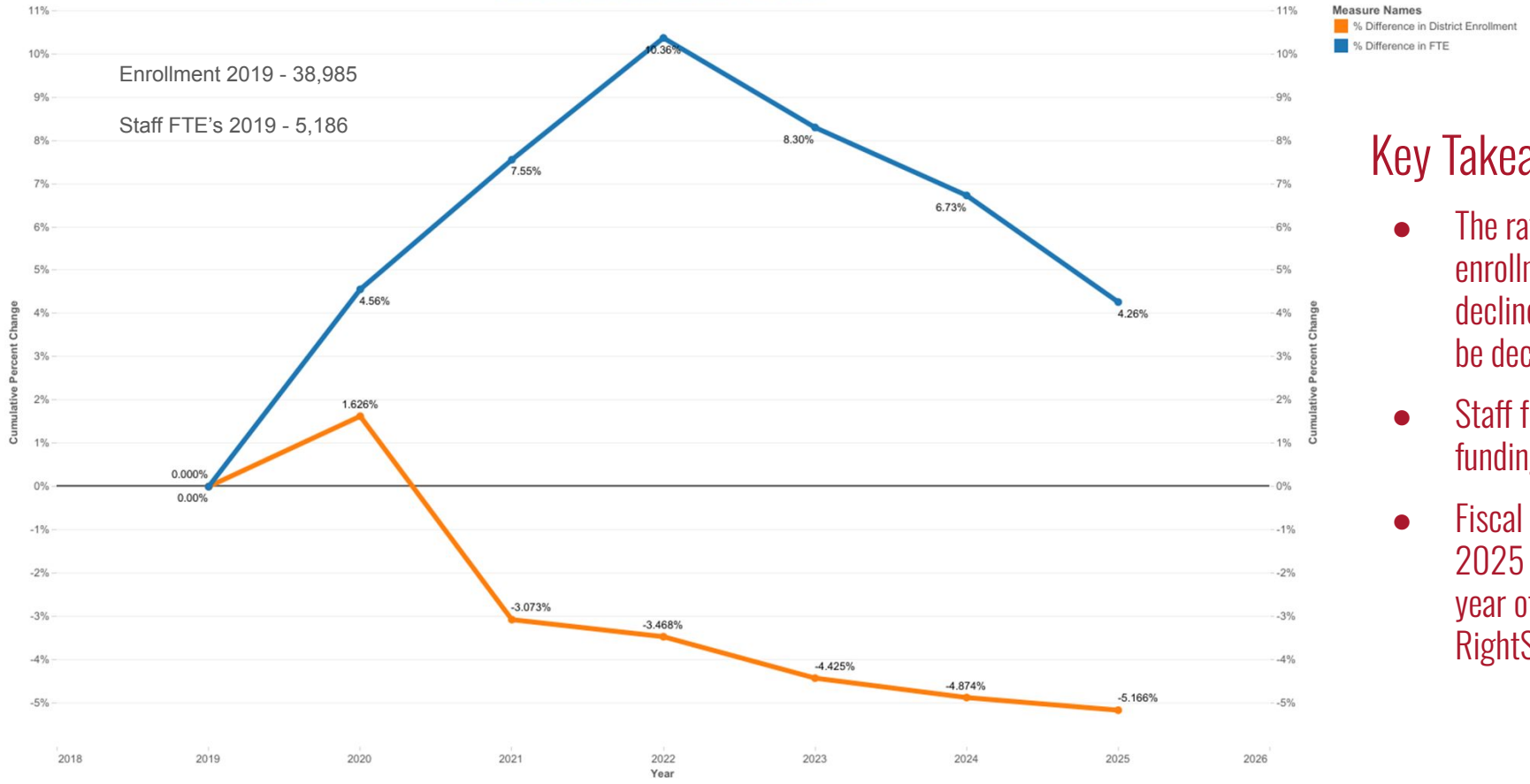
FTE Change versus Enrollment Change

Cumulative Change from Base Year

District: RICHARDSON ISD

Position(s): All

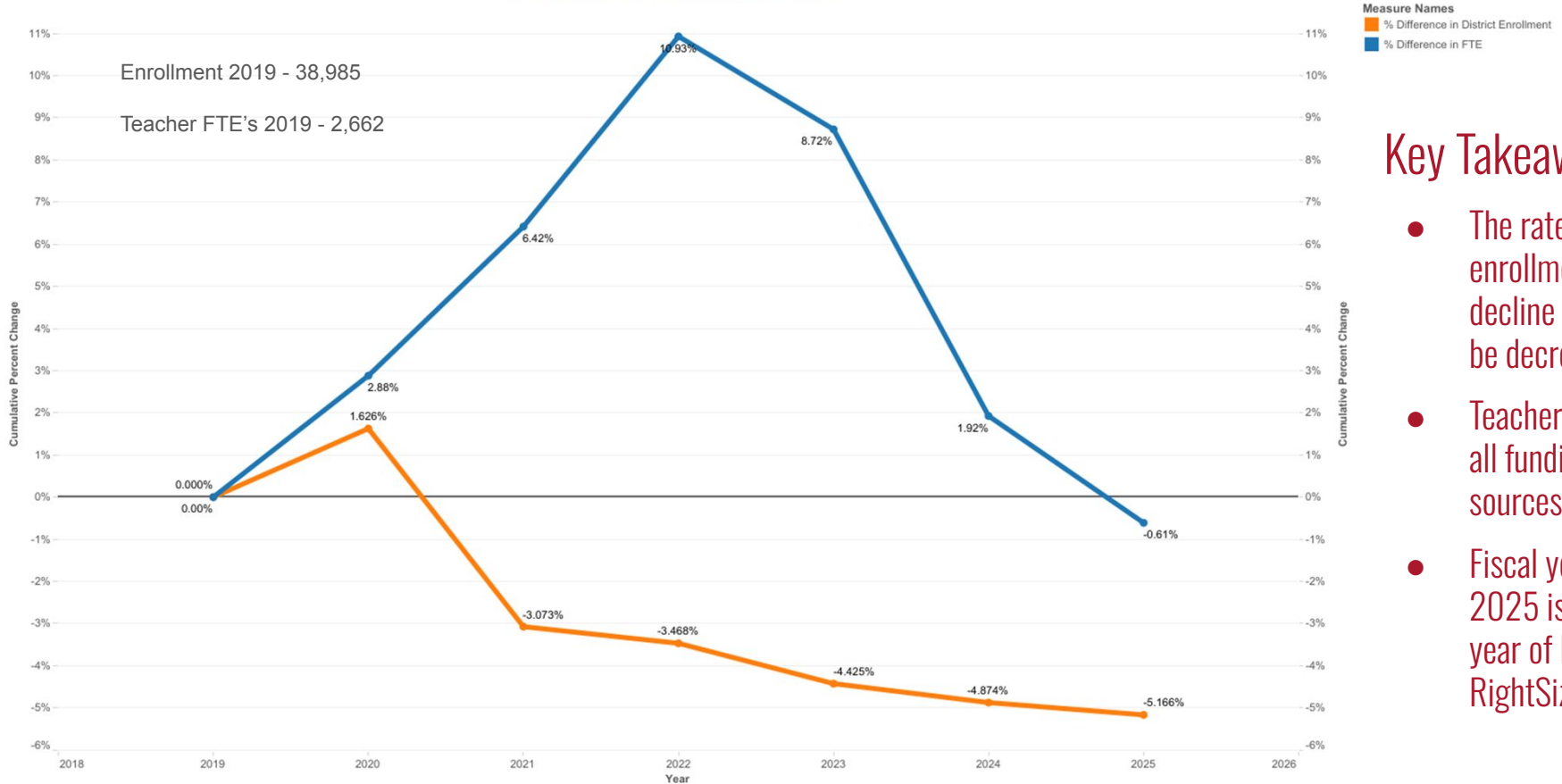
Source: data consists of data obtained via a TEA PIR request



Key Takeaway:

- The rate of enrollment decline seems to be decreasing
- Staff from all funding sources
- Fiscal year 2025 is the first year of Project RightSize

FTE Change versus Enrollment Change
 Cumulative Change from Base Year
 District: RICHARDSON ISD
 Position(s): TEACHER
 Source: data consists of data obtained via a TEA PIR request



Key Takeaway:

- The rate of enrollment decline seems to be decreasing
- Teachers from all funding sources
- Fiscal year 2025 is the first year of Project RightSize

General Fund Cost Structure



Audited actual in millions	2022	2023	2024	2025	% increase since 2022
Payroll and Contracted Subs.	\$340.8	\$340.5	\$356.5	\$383.3	12.5%
Utilities	\$8.0	\$8.7	\$9.3	\$9.1	13.8%
Property & Liability Insurance	\$3.0	\$4.3	\$5.2	\$4.8	60.0%
Recapture	\$2.3	\$4.2	\$4.1	\$5.5	139.1%
Tax Appraisal, Election, Audit	\$1.8	\$1.5	\$1.4	\$1.6	(11.1%)
Fuel for Buses	\$0.9	\$1.0	\$0.8	\$0.7	(22.2%)%
All Other	\$25.0	\$25.3	\$25.9	\$25.3	1.2%
Total	\$381.8	\$385.4	\$403.2	\$430.3	12.7%



General Fund Payroll Analysis



	Payroll and Contracted Substitutes	Revenue	%
2021-2022	\$340.8	\$385.6	88.4%
2022-2023	\$340.5	\$399.0	85.3%
2023-2024	\$356.5	\$415.8	85.7%
2024-2025	\$383.3	\$414.3	92.5%

Audited actual in millions



Purpose of Benchmarking



- Board policy CA (Local) requires that we: Conduct an annual analysis of peer district comparative financial data to identify target areas for increased efficiency
- Provides evidence that financial efficiency strategies are having the desired effect
- Demonstrates sound financial management



Benchmark Data Information



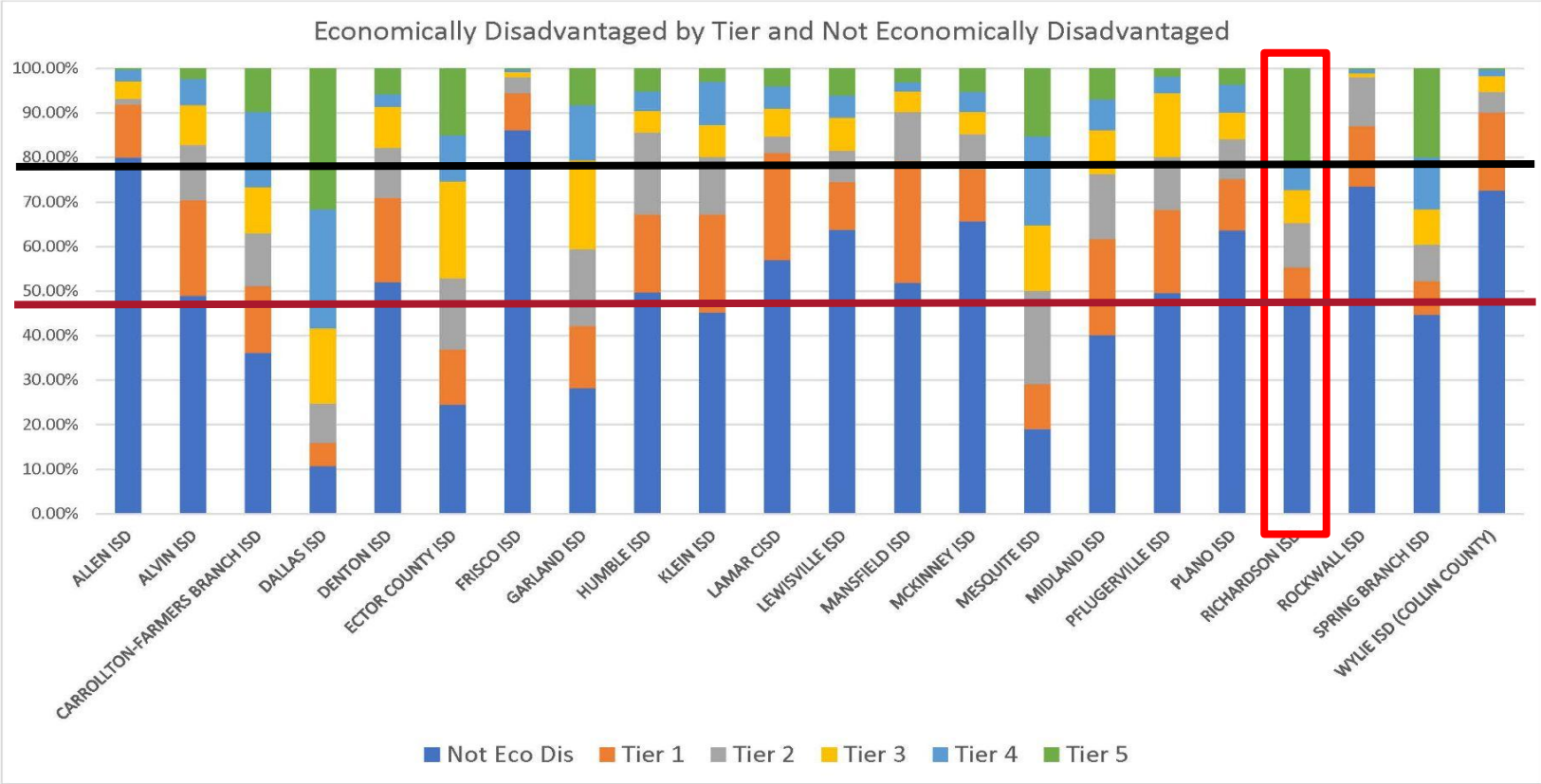
- Students per staff full time equivalent (FTE)
- FTE's from all funds (including General, Grants, Child Nutrition)
- FTE's for all districts represent people not authorized positions
- 2020 thru 2024 for expenditures and 2025 for staffing data for peer districts
- 2026 staffing data for RISD only
 - Peer district data is not available
 - Staff were reassigned due to Project RightSize
 - No layoffs occurred due to Project RightSize
 - Positions will be eliminated as appropriate when vacancies occur
 - Numbers do not reflect full implementation of Project RightSize
- Data Source - PEIMS data submissions to TEA



Peer Districts

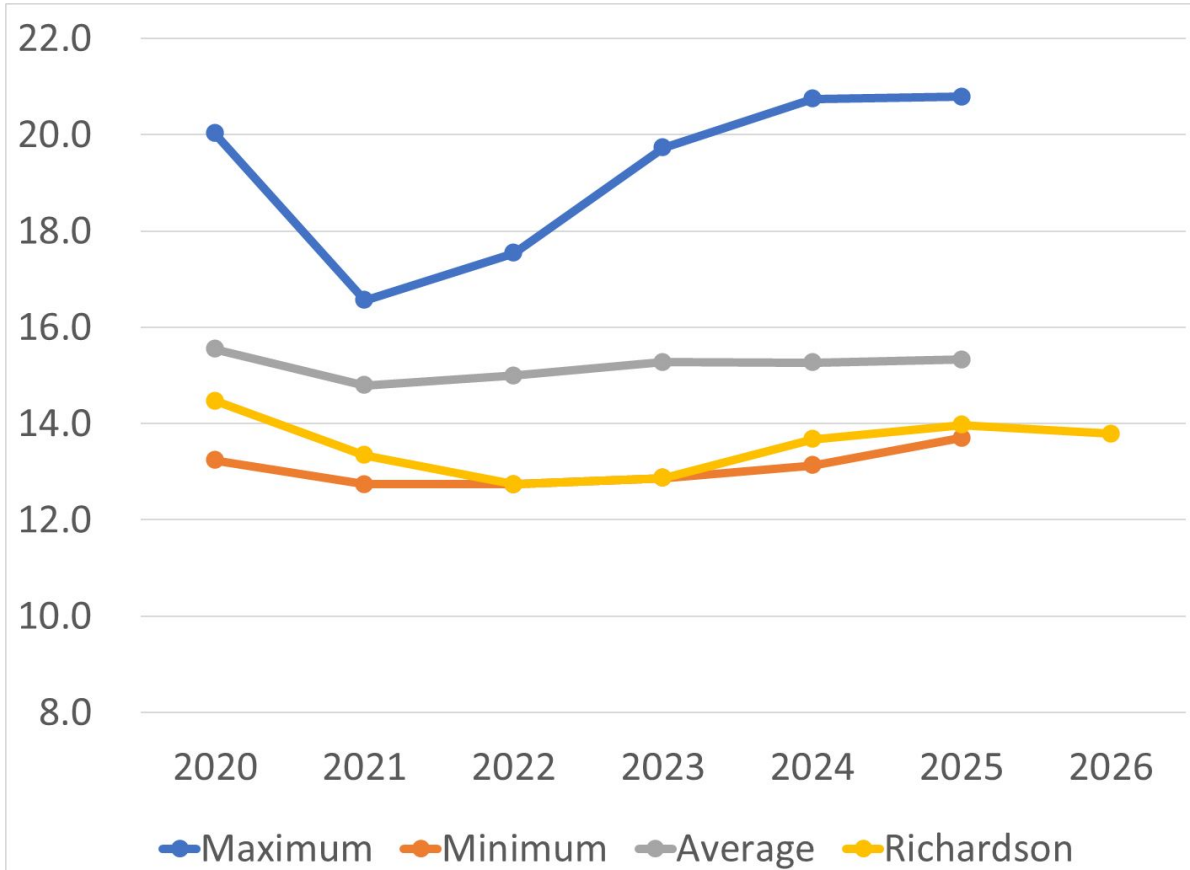
State-wide	North Texas
Alvin	Allen
Denton	Carrollton-Farmers Branch
Ector County	Dallas
Humble	Frisco
Klein	Garland
Lamar Consolidated	McKinney
Lewisville	Mesquite
Mansfield	Plano
Midland	Rockwall
Pflugerville	Wylie (Collin County)
Spring Branch	

North Texas and Statewide Peers



Source: TEA PEIMS Data 2024-2025

Enrolled Students per Teacher FTE

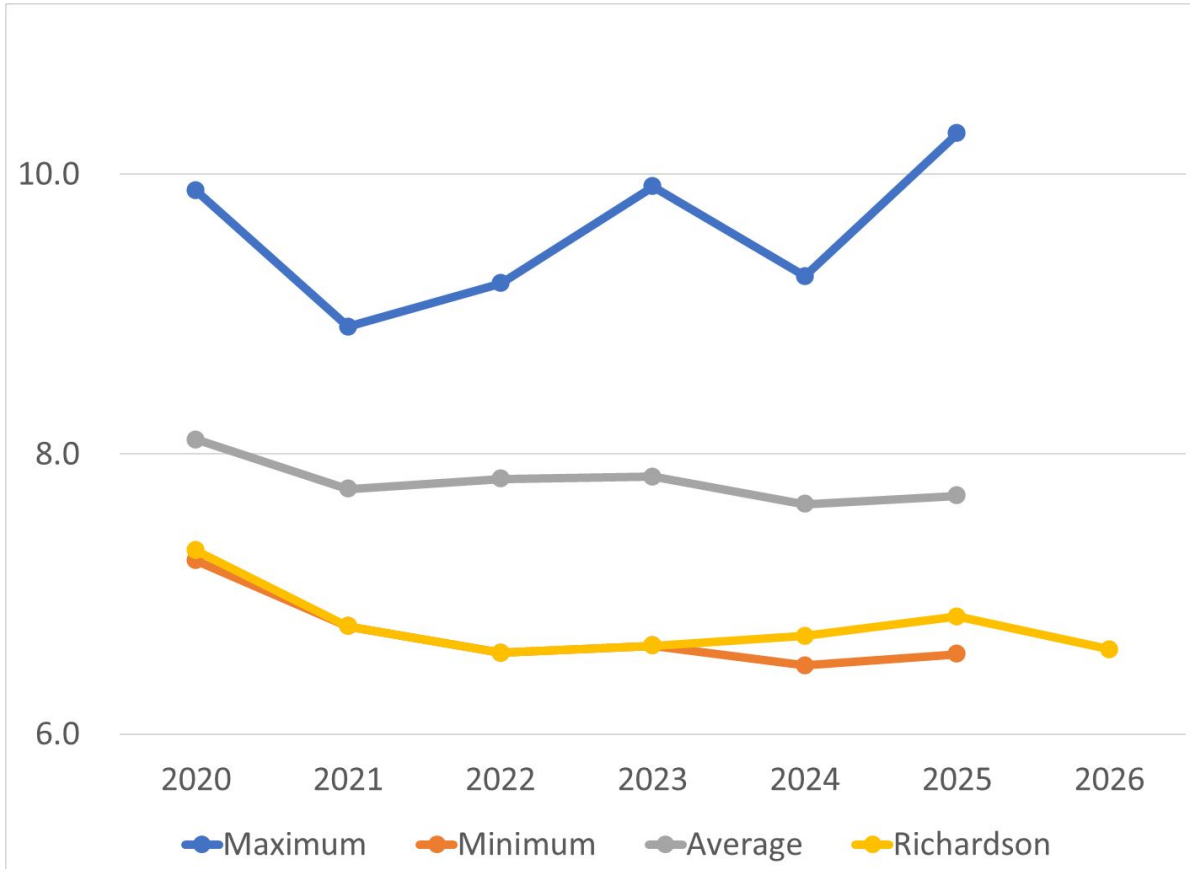


Key Takeaway:

- Low number of students per teacher FTE is related to our smaller campuses
- Enrollment declines do not occur at a single campus in a single grade
- Most districts are evaluating class sizes
- **All Funds**

Source: TEA PEIMS Data

Enrolled Students per Staff FTE

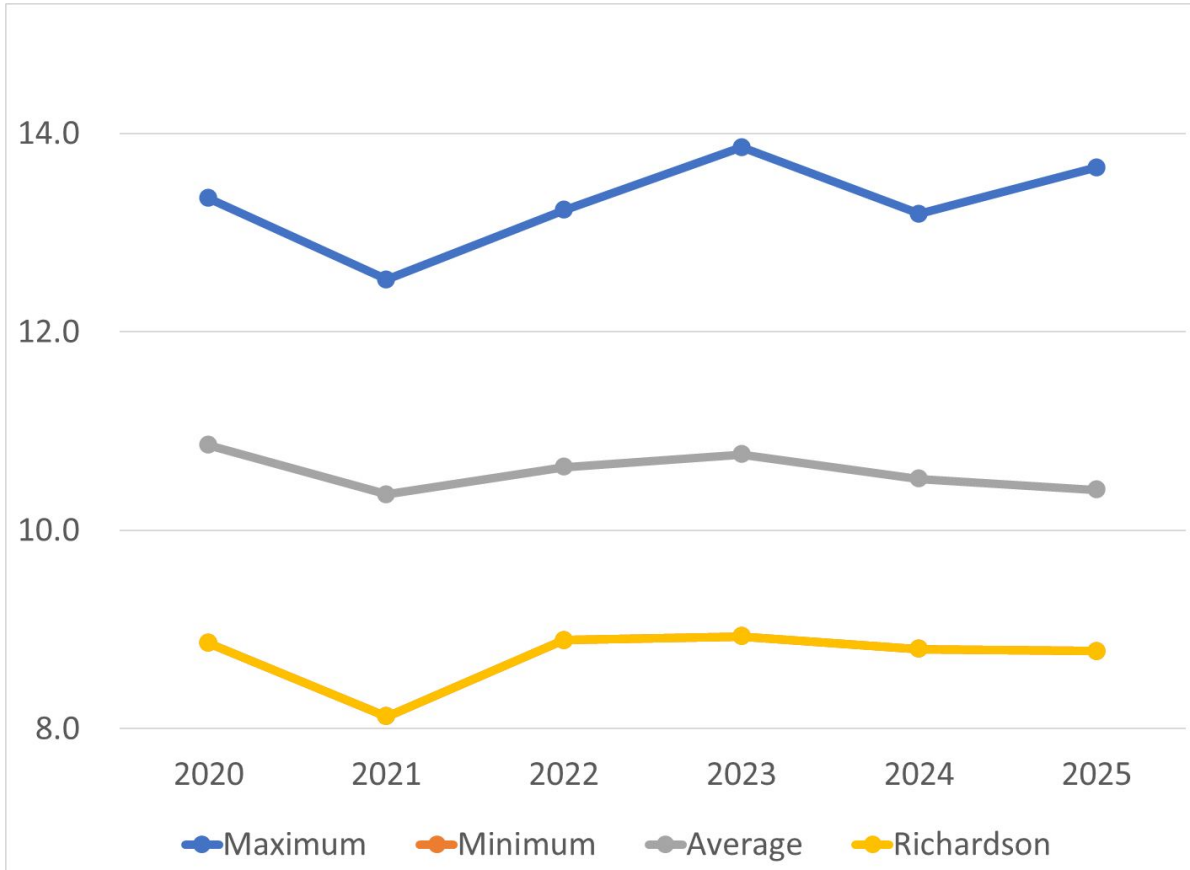


Key Takeaway:

- Low number of students per staff FTE is related to our smaller campuses
- Enrollment declines do not occur at a single campus in a single grade
- Most districts are evaluating class sizes
- **All Funds**

Source: TEA PEIMS Data

Students per Campus Staff FTE - General Fund

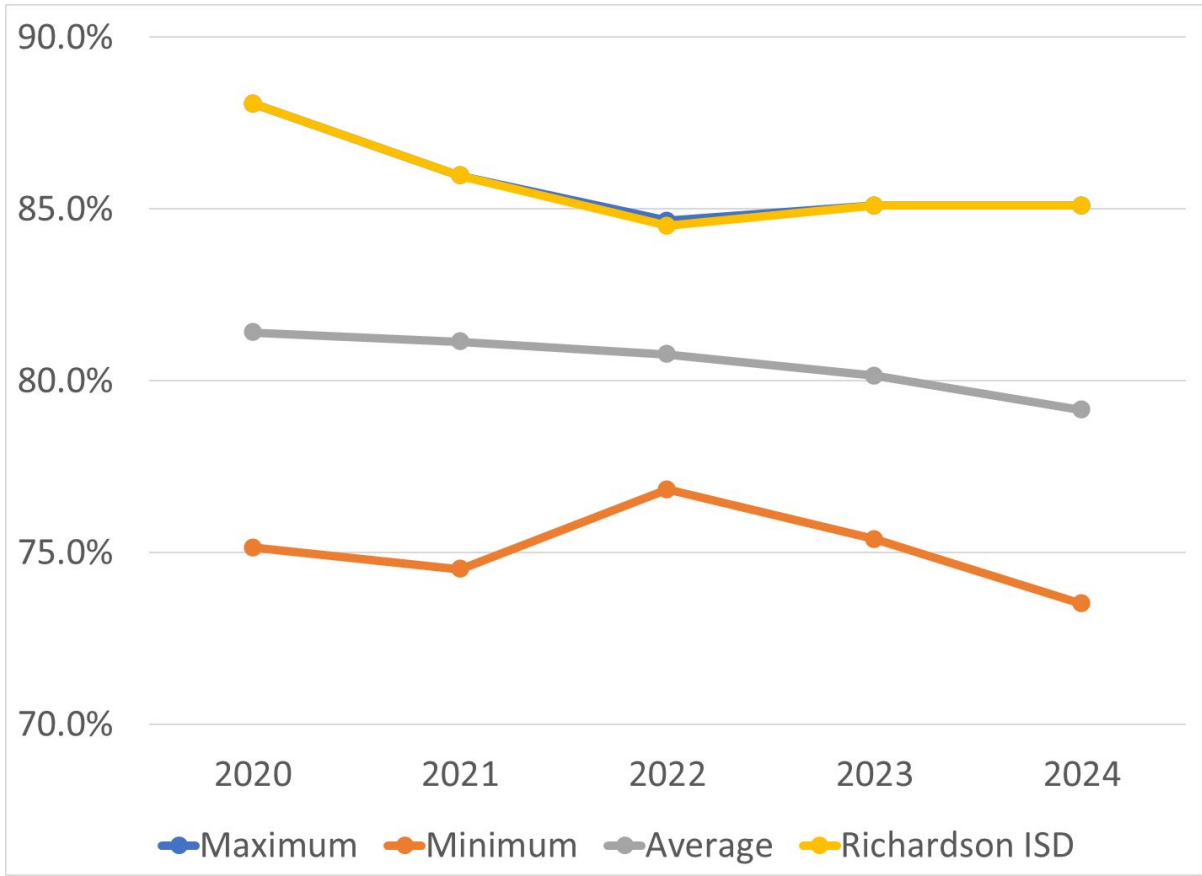


Key Takeaway:

- Low number of students per staff FTE is related to our smaller campuses
- Enrollment declines do not occur at a single campus in a single grade
- Most districts are evaluating class sizes

Source: TEA PEIMS Data

General Fund Campus Expenditures as % of Total Expenditures



Key Takeaway:

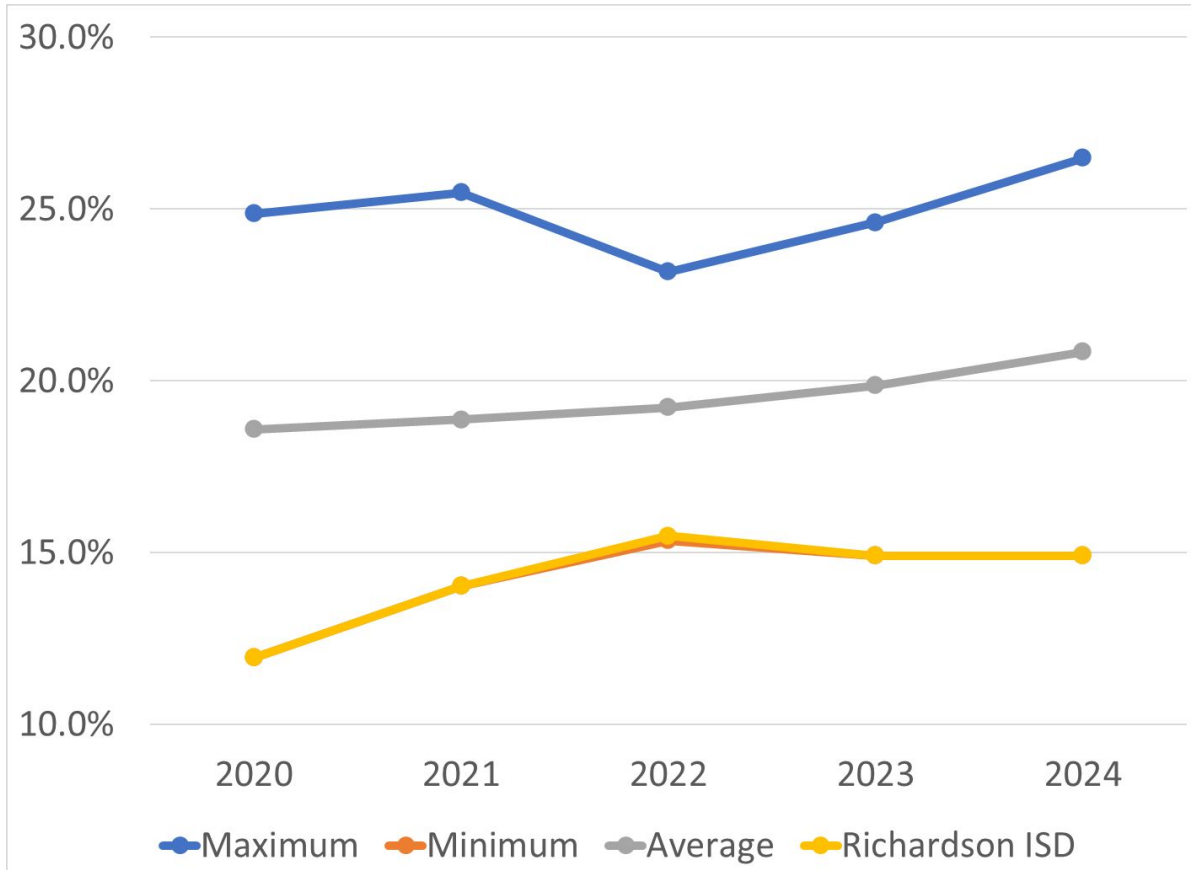
- RISD is at the top for the % of expenditures directed at campuses
- Demonstrates our emphasis on campus resources

Excludes:

- TIF Payment
- TRS On behalf
- Recapture

Source: TEA PEIMS Data

General Fund Central Expenditures as % of Total Expenditures



Key Takeaway:

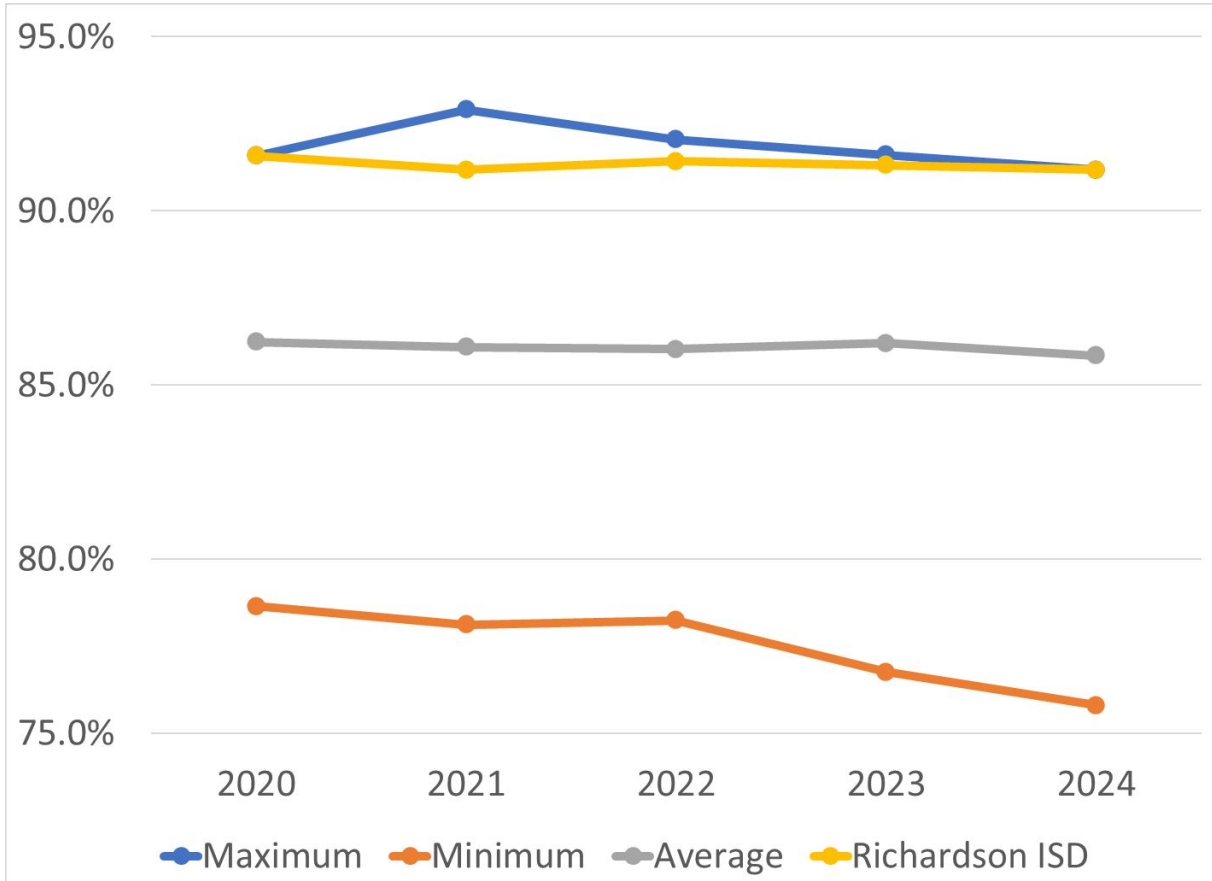
- Central Expenditures - Any expenditure not costed to a campus
- **RISD is in the bottom quartile in all years**
- Demonstrates our emphasis on campus resources

Excludes:

TIF Payment
TRS On behalf
Recapture

Source: TEA PEIMS Data

General Fund Payroll and Contracted Services Expenditures



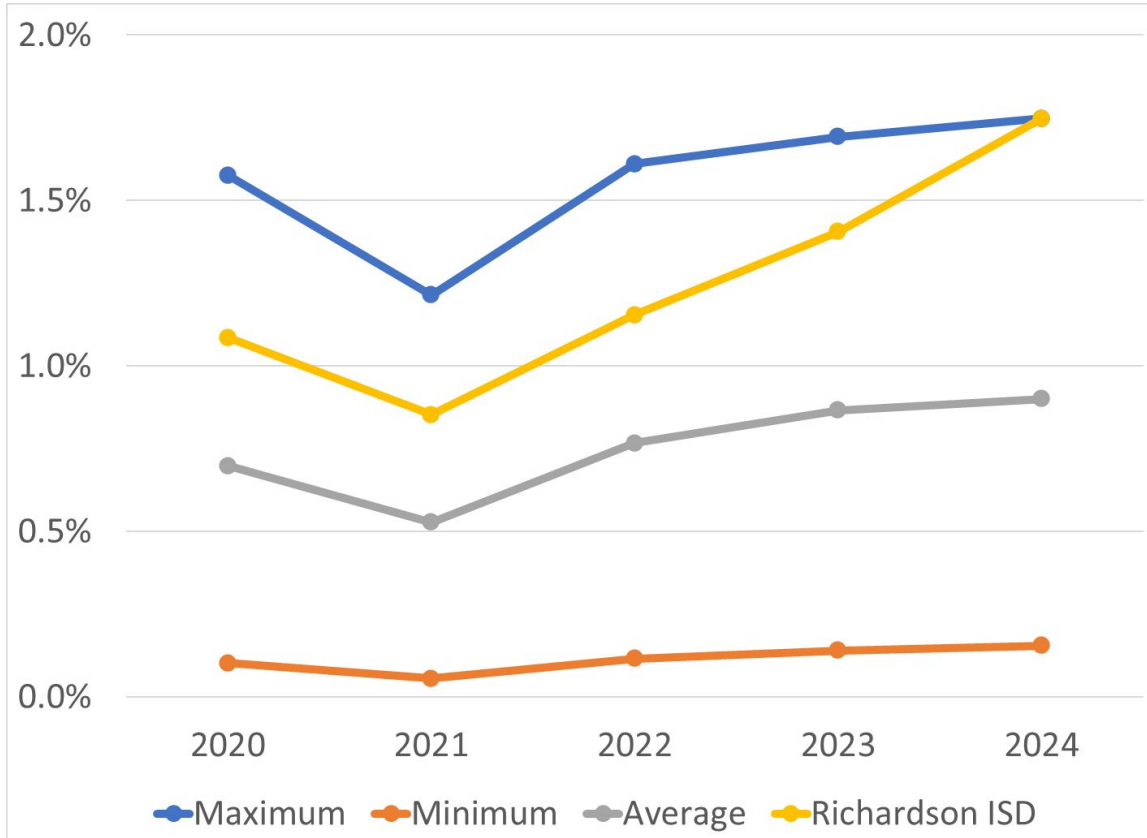
Key Takeaway:

- Miscellaneous Contracted Services and Contracted Maintenance and Repair have been added to Payroll to equalize the comparison
- The two main services that districts outsource from the General Fund are transportation and substitutes

Excludes:
TIF Payment
TRS On behalf
Recapture

Source: TEA PEIMS Data

General Fund Overtime Expenditures as a % of Total Expenditures



Key Takeaway:

- Overtime paid to non-exempt (hourly) personnel such as bus drivers, custodial, grounds, skilled trades
- Example of level of detail we are reviewing expenditures

Excludes:

TIF Payment
TRS On behalf
Recapture

Source: TEA PEIMS Data

Cost of General Fund Raise



- 1% - \$3,600,000
- 2% - \$7,200,000
- 3% - \$10,800,000

Note: Raise calculation is General Fund only with employer benefits excluding health insurance contribution.



Federal Grant Funding



GRANT	FY 23-24	FY 24-25	FY 25-26	FY 26-27
IDEA - B Formula	\$9.0	\$8.6	\$7.1	Expected
IDEA - B Preschool	\$0.1	\$0.1	\$0.1	Expected
Instructional Leadership		\$0.2		Not Expected
Perkins	\$0.5	\$0.5	\$0.4	Expected
Principal Residency	\$0.5	\$0.6		Not Expected
Stronger Connections	\$1.3			Not Expected
Education for Homeless	\$0.1	\$0.3	\$0.2	Unknown

Numbers in millions



Federal Grant Funding (continued)



GRANT	FY 23-24	FY 24-25	FY 25-26	FY 26-27
Title I - Focused Support	\$0.1	\$0.2		Ended
Title I - Imp Basic Prog	\$11.6	\$11.6	\$9.2	Expected
Title II - Support Instr	\$1.6	\$1.8	\$1.3	Expected
Title III - ELA	\$1.1	\$1.1	\$1.1	Expected
Title III - Immigrant	\$0.5	\$0.5	\$0.3	Expected
Title IV - Part A	\$0.8	\$0.8	\$0.8	Expected
Total Federal	\$27.3	\$26.3	\$20.5	

Numbers in millions



Implications for 2026–2027 Budget



- We can't significantly impact the budget without changing our staffing model
- We will continue to focus our expenditures on the classroom
- There are costs we have very little ability to reduce
- We will continue the work to right size our budget while providing stability for our students and staff



2026–2027 Budget Calendar



- January 15, 2026 - Board of Trustee Meeting: Status of 25-26
- January 30, 2026 - Send out budget worksheets to campuses and departments
- ➔ • February 19, 2026 - Board of Trustee Meeting: Budget presentation and Demographic Study Presentation
- February 24, 2026 - Campus and Department budget worksheets due to the budget office
- February 24, 2026 - Cabinet member special requests due to the budget office
- February 26, 2026 - Receive update from Dallas Central Appraisal District (tentative)
- March 12, 2026 - Board of Trustee Meeting: Budget presentation
- April 2, 2026 - Board of Trustee Meeting: Budget presentation

Dates are subject to change



2026–2027 Budget Calendar



- April 23, 2026 - Board of Trustee Work Session: Budget presentation
- April 30, 2026 - Last day to receive estimated certified value from Dallas Central Appraisal District
- May 7, 2026 - Board of Trustee Meeting: 26-27 Compensation Plan Approval
- May 14, 2026 - Board of Trustee Work Session: Budget presentation
- May 25, 2026 - Publish notice of hearing to adopt budget and tax rate (no less than 10 and no more than 30 days prior to hearing)
- June 4, 2026 - Board of Trustee Meeting: Conduct public hearing on budget and tax rate, and adopt budget

Dates are subject to change



2026–2027 Budget Calendar



- July 25, 2026 - Last day to receive certified value from Dallas Central Appraisal District
- August 1, 2026 - Last day to provide certified value to Texas Education Agency
- August 5, 2026 - Last day to for Texas Education Agency to provide Maximum Compressed Tax Rate
- September 7, 2026 - Publish notice of hearing on tax rate (no less than 10 and no more than 30 days prior to hearing), if necessary
- September 17, 2026 - Board of Trustees Work Session: Adopt tax rate
- October 1, 2026 - Mail tax bills with adopted tax rate

Dates are subject to change



Thank You



**BOARD OF TRUSTEES
RICHARDSON INDEPENDENT SCHOOL DISTRICT
RICHARDSON, TEXAS**

Date: February 19, 2026
Submitted by: Leticia D. McGowan, General Counsel

INFORMATION ITEM

TOPIC: Revision to Policy BE (LOCAL) – Board Meetings

BACKGROUND INFORMATION:

Staff regularly review local policies to ensure they conform to District needs, applicable law, and best practices. The recommendation is to revise Policy BE (LOCAL) – Board Meetings to comply with recent changes from the 89th Legislative Session, specifically Senate Bill 12, Senate Bill 413 and House Bill 1522.

The following policy is provided for the Board’s review:

BE (LOCAL) – Board Meetings

PROPOSED RECOMMENDATION:

The proposed revision to the Local Policy is submitted for the Board’s review:

BE (LOCAL) – Board Meetings

The recommended policy revision incorporates updates necessary because of legislative updates from the 89th Legislative Session, specifically Senate Bill 12, Senate Bill 413 and House Bill 1522. Senate Bill 12 prompted new language at “Meeting Place and Time” indicating that board meetings will be held outside of typical work hours. Language at “Notice to Members” has been adjusted to reflect House Bill 1522, which requires board agendas to be posted for three business days, rather than 72 hours, before the meeting. Senate Bill 413 requires roll call voting, so the language at “Record Vote” has been revised accordingly. A paragraph in the “Minutes” section has been removed, as the statement is true for all district records and it is not necessary to separately address retention in this policy.

Meeting Place and Time

Board meetings shall be held during a time that is outside of typical work hours. [See FA(LEGAL)]

The notice for a Board meeting shall reflect the date, time, and location of the meeting.

Regular Meetings

Regular meetings of the Board typically are scheduled on the first Thursday of each month at 6:00 p.m. The Board office shall develop an annual calendar for regular Board meetings. When determined necessary and for the convenience of Board members, the Board President may change the date, time, or location of a regular meeting with proper notice.

Special or Emergency Meetings

The Board President shall call special meetings at the Board President's discretion or on request by three members of the Board.

The Board President shall call an emergency meeting when it is determined by the Board President or three members of the Board that an emergency or urgent public necessity, as defined by law, warrants the meeting.

Agenda

Preparation

In consultation with the Board President, the Superintendent shall prepare the agenda for all Board meetings. Any Board member may request that a subject be included on the agenda for a meeting in accordance with Board operating procedures. The Superintendent shall include on the preliminary agenda of the meeting all topics that have been timely submitted by a Board member in accordance with Board operating procedures.

Consent Agenda

The Superintendent, in consultation with the Board President, shall determine items, if any, that qualify to be placed on the consent agenda. A consent agenda shall include items of a routine and/or recurring nature grouped together under one action item. For each item listed as part of a consent agenda, the Board shall be furnished with background material. All such items shall be acted upon by one vote without separate discussion, unless a Board member requests that an item be withdrawn for individual consideration. The remaining items shall be adopted under a single motion and vote.

Notice to Members

Members of the Board shall be given notice of regular and special meetings at least ~~72 hours~~ three business days prior to the scheduled ~~time date~~ of the meeting and at least one hour prior to the time of an emergency meeting.

Closed Meeting

Notice of all meetings shall provide for the possibility of a closed meeting during an open meeting, in accordance with law.

The Board may conduct a closed meeting when the agenda subject is one that may properly be discussed in closed meeting. [See BEC]

Order of Business

The order of business for regular Board meetings shall be as set out in the agenda accompanying the notice of the meeting. At the meeting, the order in which posted agenda items are taken may be changed by the Board President unless a majority of the Board votes to retain the order listed on the agenda.

Rules of Order

The Board shall observe the parliamentary procedures as found in *Robert's Rules of Order, Newly Revised*, except as otherwise provided in Board procedural rules or by law. Procedural rules may be suspended at any Board meeting by majority vote of the members present.

Voting Record Vote

Voting on any item shall be ~~by voice a record~~ vote ~~or by~~ show of hands or roll call, as directed by the Board President. Any member may abstain from voting on an item, and a member's vote or failure to vote shall be recorded in the minutes. [See BDAA(LOCAL) for the Board President's voting rights]

Minutes

Board action shall be carefully recorded by the Board Secretary or Administrative Manager, Board of Trustees. When approved, the minutes shall serve as the legal record of official Board actions. The written minutes of all meetings shall be approved by vote of the Board and signed by the Board President and the Board Secretary. [See CPC regarding retention of records.]

~~The official minutes of the Board shall be retained on file in the office of the Superintendent and shall be available for examination in the same manner as other public information.~~

Discussions and Limitation

Discussions shall be addressed to the Board President and then the entire membership. Discussion shall be directed solely to the business currently under deliberation, and the Board President shall halt discussion that does not apply to the business before the Board.

The Board President shall also halt discussion if the Board has agreed to a time limitation for discussion of an item, and that time limit has expired. Aside from these limitations, the Board President shall not interfere with debate so long as members wish to address themselves to an item under consideration.

**BOARD OF TRUSTEES
RICHARDSON INDEPENDENT SCHOOL DISTRICT
RICHARDSON, TEXAS**

Date: February 19, 2026
Submitted by: Leticia D. McGowan, General Counsel

INFORMATION ITEM

TOPIC: Revision to Policy BED (LOCAL) – Board Meetings: Public Participation

BACKGROUND INFORMATION:

Staff regularly review local policies to ensure they conform to District needs, applicable law, and best practices. The recommendation is to revise Policy BED (LOCAL) – Board Meetings: Public Participation to comply with recent changes from the 89th Legislative Session, specifically Senate Bill 12.

The following policy is provided for the Board’s review:

BED (LOCAL) – Board Meetings: Public Participation

PROPOSED RECOMMENDATION:

The proposed revision to the Local Policy is submitted for the Board’s review:

BED (LOCAL) – Board Meetings: Public Participation

The recommended policy revision incorporates updates necessary because of legislative updates from the 89th Legislative Session, specifically Senate Bill 12. Senate Bill 12 requires public comment occur at the beginning of board meetings. The revision also updates language addressing the procedures for public participation and limitations on audience participation.

Citizen Participation	The Board shall solicit the advice and counsel of citizens in planning and operating the District.
Open Forum	At regular meetings, the Board shall allot time to hear persons who desire to make comments to the Board. Persons who wish to participate in this portion of the meeting shall complete a visitor card prior to the meeting indicating in which open forum portion they wish to speak.
Procedures	The Board adopted Procedures for Public Comments During Board Meetings. A copy of the procedures is available in the foyer of the auditorium before meetings.
Limit on Participation	<u>Audience participation at a Board meeting is limited to the portion of the meeting designated to receive public comment in accordance with this policy. At all other times during a Board meeting, the audience shall not enter into discussion or debate on matters being considered by the Board, unless requested by the presiding officer.</u>
<u>Public Comment</u>	<u>Public comment shall occur at the beginning of the meeting. [See FA]</u>
<u>Regular Meetings</u>	<u>At regular Board meetings, the Board shall permit public comment, regardless of whether the topic is an item on the agenda posted with notice of the meeting.</u>
<u>Special Meetings</u>	<u>At all other Board meetings, public comment shall be limited to items on the agenda posted with notice of the meeting.</u>
<u>Procedures</u>	<u>Individuals who wish to participate during the portion of the meeting designated for public comment shall sign up with the presiding officer or designee before the meeting begins as specified in the Board's procedures on public comment and shall indicate the agenda item or topic on which they wish to address the Board.</u> <u>Except as permitted by this policy and the Board's procedures on public comment, an individual's comments to the Board shall not exceed three minutes per meeting.</u>
<u>Meeting Management</u>	<u>When necessary for effective meeting management or to accommodate large numbers of individuals wishing to address the Board, the presiding officer may adjust the time allotted to each speaker. However, no individual shall be given less than one minute to make comments.</u>

Board's Response

Specific factual information or recitation of existing policy may be furnished in response to inquiries, but the Board shall not deliberate or decide regarding any subject that is not included on the agenda posted with notice of the meeting.

~~Public participation is limited to the designated open forum portion of a meeting. At all other times during Board meetings, the audience shall not enter into discussion or debate on matters being considered by the Board unless recognized by the Board President.~~

Complaints and Concerns

The presiding officer or designee shall determine whether ~~a person~~ an individual addressing the Board has attempted to solve a matter administratively through resolution channels established by policy. If not, the ~~person~~ individual shall be referred to the appropriate policy to seek resolution:

- Employee complaints: DGBA
- Student or parent complaints: FNG
- Public complaints: GF

~~If the Board President determines that a person has not attempted to resolve a matter administratively, the person shall be directed to the appropriate policy for attempted resolution before bringing the matter to the Board.~~

~~No complaint against an employee shall be heard unless complaint procedures are followed, and the item is properly scheduled on the agenda. [See also FNG, GF]~~

~~Board's Response~~

~~Specific factual information or recitation of existing policy may be furnished in response to inquiries, but the Board shall not deliberate or decide regarding any subject that is not included on the agenda posted with notice of the meeting.~~

~~Other Available Resources~~

~~None of the above restrictions shall prevent the Board from consulting with personnel who may have information germane to the matters under consideration. Such persons shall be invited by the Board and may include attorneys, architects, professional educators, physicians, and the like.~~

Disruption

The Board shall not tolerate disruption of the meeting by members of the audience. If, after at least one warning from the presiding officer, any individual continues to disrupt the meeting by his or her words or actions, the presiding officer may request assistance from law enforcement officials to have the individual removed from the meeting.

**BOARD OF TRUSTEES
RICHARDSON INDEPENDENT SCHOOL DISTRICT
RICHARDSON, TEXAS**

Date: February 19, 2026

Submitted by: Dr. Matthew Gibbins, Assistant Superintendent- Administrative Services;
Leticia D. McGowan, General Counsel

INFORMATION ITEM

TOPIC: Addition of Policy FEF (LOCAL) – Attendance: Released Time

BACKGROUND INFORMATION:

Staff regularly review local policies to ensure they conform to District needs, applicable law, and best practices. The recommendation is to add Policy FEF (LOCAL) – Attendance: Released Time to comply with recent changes from the 89th Legislative Session, specifically Senate Bill 1049.

The following policy is provided for the Board’s review:

FEF (LOCAL) – Attendance: Released Time

PROPOSED RECOMMENDATION:

The proposed addition to the Local Policy is submitted for the Board’s review:

FEF (LOCAL) – Attendance: Released Time

The recommended policy addition incorporates updates necessary because of legislative updates from the 89th Legislative Session, specifically Senate Bill 1049. The language addresses excused absences from public school for the purpose of attending a released time course. “Released time course” is defined as a course in religious instruction offered by a private entity. By law, the policy must allow students to miss at least one (1) but not more than five (5) hours per week. Written parental consent is required for the student to attend the course. The private entity must maintain attendance records and provide the attendance records to the district. The student is responsible for any missed schoolwork. RISD is not responsible for transportation and the private entity is liable for the student while the student is in its care.

Release from School

A student shall not be released from school at times other than regular dismissal hours except with the permission of the principal of the school. The teacher shall determine that such permission has been granted before allowing the student to leave.

Exception for
Released Time
Course

For purposes of this policy, a “released time course” shall have the same definition as provided in law.

A student shall be permitted to attend a released time course in accordance with the following requirements:

1. The parent or guardian has provided written consent for the student to attend the released time course;
2. The private entity offering the released time course maintains attendance records and will make those records available to the District;
3. The private entity, parent or guardian, or student assumes responsibility for transportation, including transportation for a student with a disability, to and from the location at which the released course is offered;
4. The private entity assumes liability for the student enrolled in the released time course while the student is under the private entity’s care; and
5. The student is responsible for any school work and assignments issued during the student’s absence from the District.

The District shall be prohibited from using District funds, excluding de minimis costs, to facilitate the student attending a released time course.

A private entity shall be prohibited from offering the released time course on District property unless the use is in accordance with policy GKD.

The District shall not interfere with a parent’s or guardian’s ability to request or access a released time course for the student.