



MEETING OF THE BOARD OF TRUSTEES MEETING AS A COMMITTEE OF THE WHOLE

TUESDAY, SEPTEMBER 9, 2025
6:00 PM

Alamo Colleges District
Dr. Bruce H. Leslie Boardroom
2222 N. Alamo St.
San Antonio, TX 78215

NOTICE IS HEREBY GIVEN THAT THE COMMITTEE OF THE WHOLE MEETING OF THE BOARD OF TRUSTEES OF THE ALAMO COMMUNITY COLLEGE DISTRICT WILL BE HELD AT THE PHYSICAL LOCATION REFERENCED ABOVE ON TUESDAY, SEPTEMBER 9, 2025. ONE OR MORE TRUSTEES MAY ATTEND REMOTELY BY VIDEOCONFERENCE PROVIDED THAT A QUORUM OF TRUSTEES ATTEND BY PHYSICAL PRESENCE AS AUTHORIZED BY TEXAS GOVERNMENT CODE SECTION 551.127. THE COMMITTEE OF THE WHOLE MEETING OF THE BOARD WILL CONVENE IN OPEN SESSION AT 6:00 PM.

This Meeting as a Committee of the Whole of the Board of Trustees, being held for the reasons listed below, is authorized in accordance with the Texas Government Code, §§ 551.001 - 551.146. Verification of Notice of Meeting and Agenda are on file in the Office of the Chancellor. Executive Session, if required, is authorized by Chapter 551 and will be conducted prior to the conclusion of the meeting. If it is decided during the course of the meeting that discussion of any item listed on the agenda should be held in Executive Session, the Committee will convene in Executive Session in accordance with Tex. Govt. Code §§ 551.071 - 551.094. In order to vote on items discussed in Executive Session, the Board of Trustees must take action in the open portion of the meeting on items discussed in the Executive Session. The Committee will consider, discuss, and take appropriate action regarding the following items:

AGENDA

1. **CALL TO ORDER**
2. **CERTIFICATION AND POSTING OF NOTICE**
3. **ROLL CALL**
4. **PLEDGE OF ALLEGIANCE**
5. **NEW BUSINESS**
 - 5.A. Discussion and Possible Action on the Renaming of Alamo Colleges District Property at San Antonio College, the briefing room within the Santikos Micronaut Center, to the Boeing Briefing Room
Presenter: Dr. Francisco Solis and Barton Simpson
6. **CITIZENS TO BE HEARD**
 - 6.A. Registration: 5:00 PM - 5:55 PM
7. **CHAIR'S REPORT - Dr. Clint Kingsbery**

7.A. Community Outreach; San Antonio Association of Hispanic Journalists Scholarship & Awards Gala, Alamo Colleges District 2025 Convocation, St. Artemisia Bowden Feast Day.

8. **CHANCELLOR'S REPORT** - *Dr. Mike Flores*

8.A. Initial Disbursement from Bond Issuance

Presenter: Lisa Mazure

9. **STUDENT SUCCESS COMMITTEE**, *Dr. Lorraine Pulido, Chair*

9.A. San Antonio College Program Highlight: Marketable Skills Badging

Presenter: Rosalind Ong and Amber O'Casey

9.B. Northwest Vista College Performance Update

Presenter: Dr. Amy Bosley

9.C. Palo Alto College Performance Update

Presenter: Dr. Robert Garza

10. **WORKFORCE DEVELOPMENT COMMITTEE**, *Dr. Gene Sprague, Chair*

10.A. Workforce Development Committee Report

Presenter: Xavier Urrutia

11. **POLICY AND LONG-RANGE PLANNING COMMITTEE**, *Anna U. Bustamante, Chair*

11.A. Discussion and Possible Action on Policy F.9.2 Academic Boycott and International Academic Engagement

Presenter: Dr. George Railey and Ross Laughead

11.B. Discussion and Possible Action on Adoption of New Policy F.06.06 - Academic Fresh Start

Presenter: Dr. George Railey and Ross Laughead

12. **CONSENT AGENDA REPORTS**

12.A. Discussion and Possible Action on Monthly Contracts Report

12.B. Discussion and Possible Action on Monthly Grants and Contracts Report

12.C. Discussion and Possible Action on Approval of Construction Reports

12.D. Discussion and Possible Action on Approval of Financial Reports

12.E. Discussion and Possible Action on Approval of Monthly Report on Cooperative Purchases in Excess of \$200,000

12.F. Discussion and Possible Action on Acceptance of the FY 2025-2026 Budget Amendment

12.G. Discussion and Possible Action on the Adoption of Revised 2017 Capital Improvement Program Project Budget, Amending the Corresponding Guaranteed Maximum Price Construction Manager-at-Risk Contract with J.T. Vaughn Construction, LLC. for the NVC Cypress Campus Center and Amending the Total Project Budget for the Northwest Education and Training Center.

12.H. Discussion and Possible Action on Adoption of Existing Continuing Education Programs and Courses as Programs of Study

12.I. Discussion and Possible Action on Nominations for the Bexar Appraisal District Board of Directors for 2026

13. **EXECUTIVE SESSION**

13.A. The Committee of the Whole may go into Executive Session to deliberate on any item referenced in this agenda for open session or executive session based on the following potential exceptions under the Act.

13.B. Pursuant to §551.071, Texas Government Code, the Committee of the Whole may consult with its attorneys to seek their advice on matter(s) in which the duty of the attorney(s) to the governmental body under the Texas Disciplinary Rules of Professional Conduct of the State Bar of Texas clearly conflicts with this chapter, including, without limitation, resolution of claims pursuant to a terminated lease of college facilities.

13.C. Pursuant to § 551.071, Texas Government Code, the Committee of the Whole may consult with its attorneys about pending and threatened litigations.

13.D. Pursuant to § 551.071, Texas Government Code, the Committee of the Whole may consult with its attorneys about pending EEOC charges.

13.E. Pursuant to §551.072, Texas Government Code, the Committee of the Whole may deliberate the purchase, exchange, lease or value of real property.

13.F. Pursuant to §551.073, Texas Government Code, the Committee of the Whole may deliberate regarding a negotiated contract for prospective gift or donation.

13.G. Pursuant to §551.074, Texas Government Code, the Committee of the Whole may deliberate the appointment, employment, evaluation, reassignment, duties, performance of duties, discipline, or dismissal of a public officer or employee(s), including, without limitation, the Chancellor.

13.H. Pursuant to §551.076, Texas Government Code, the Committee of the Whole may deliberate the deployment, or specific occasions for implementation, of security personnel or devices, or a security audit.

13.I. Any action on these matters will be taken in Open Session.

13.J. RECONVENE OPEN MEETING

13.J.1) Discussion and Possible Action on Items Discussed in Executive Session.

14. ADJOURNMENT

POSTED AT THE
ALAMO COMMUNITY COLLEGE DISTRICT
2222 N. Alamo St.; San Antonio, TX 78215 at
POSTED AT 5:00 PM ON THIS 3RD DAY OF SEPTEMBER 2025

This meeting site is wheelchair accessible. The accessible entrance is located at the side entrance of Dr. Bruce H. Leslie Boardroom. Accessible parking spaces are located in front of the Alamo Colleges Center for Excellence and Student Success, located in the parking lot that faces N. Alamo Street. Auxiliary aids and services are available upon request (interpreters for the hearing impaired must be requested twenty-four hours prior to the meeting) by contacting the Board of Trustees Office at dst-board@alamo.edu.

“The following notices apply to this meeting.

Pursuant to Section 30.06, Penal Code (trespass by license holder with a concealed handgun), a person licensed under Subchapter H, Chapter 411, Government Code (handgun licensing law), may not enter this property with a concealed handgun.

Pursuant to Section 30.07, Penal Code (trespass by license holder with an openly carried handgun), a person licensed under Subchapter H, Chapter 411, Government Code (handgun licensing law), may not enter this property with a handgun that is carried openly.

Dr. Mike Flores
Chancellor


Discussion and Possible Action on the Renaming of Alamo Colleges District Property at San Antonio College

DR. FRANCISCO SOLIS

President, San Antonio College

BARTON SIMPSON

Executive Director, Alamo Colleges Foundation



ALAMO
COLLEGES
DISTRICT



Malcolm Baldrige
National Quality Award

Award Recipient
2024 2018



Great
Place
To
Work[®]

Certified
MAR 2024-MAR 2025
USA

Programs at the Santikos Micronauts Center to benefit from Boeing's generosity



Proposed signage location




The generous gift will be recognized with naming rights in the Santikos Micronauts Center Briefing Room.

Action Requested

**Approval to rename the former briefing room
within the Santikos Micronaut Center to the Boeing Briefing
Room**



Thank you.



ALAMO
COLLEGES
DISTRICT



Discussion and Possible Action on the Renaming of Alamo Colleges District Property at San Antonio College, the briefing room within the Santikos Micronaut Center.

Presented to the Board Acting as Committee of the Whole on August 5, 2025, and now presented to the Board for approval on August 12, 2025.

MINUTE ORDER:

“The Board of Trustees hereby approves the renaming of the former briefing room within the Santikos Micronaut Center to the Boeing Briefing Room.”

PURPOSE

The former briefing room within the Santikos Micronaut Center will be renamed to recognize the naming donation made by the Boeing Company in support of the Pre-kindergarten to third grade immersive Science, Technology, Engineering, Arts, and Mathematics (STEAM) experiences of this program.

Since its opening in 2023, the Santikos Micronaut Center has engaged more than 2600 students and 1300 adults with immersive space mission simulations to inspire STEAM career pathways to enrich our community.

The briefing room is where every Micronaut begins and ends their mission with the reminder that they were in a special program at “San Antonio College” and we encourage them to come back often as they pursue their lifelong learning.

BACKGROUND:

The Boeing Company has been a donor of the Scobee Education Center since our work with them in 2023 with the eclipse educator and public programming. The Boeing Company funded educator programming during the 2024-25 academic year and the naming of the Boeing Briefing Room within the Santikos Micronaut Center will recognize their naming donation and their support of STEAM education programming at San Antonio College and within the Alamo Colleges District for generations.

IMPLICATIONS:

- Financial:** Yes
- Strategic Objective:** All
- Human Resources:** None

ATTACHMENTS: None

Attachments: Revised Policy B.8.1

Dr. Francisco Solis Date
President

Dr. Mike Flores Date
Chancellor



C.2.3.3.F (Form) Recommendation for the Naming of Alamo Colleges Property

Responsible Department: District Institutional Advancement, Vice Chancellor for Finance and Administration

Based on Board Policy: C.2.3 - Facilities and Grounds Management

Approved: 8-18-09

Last Amended: 5-20-14, 7-25-19

RECOMMENDATION FOR THE NAMING OF ALAMO COLLEGES PROPERTY

In making a recommendation for the naming of any Alamo Colleges property, any person or persons making such recommendation should exercise the utmost discretion and caution so as not to create any undue expectations on the part of a person, persons, or organization for whom it is proposed to name property. A recommendation does not assure that the requested naming will occur. Accordingly, this form should be submitted in confidentiality for consideration to the college president or chancellor, as appropriate. For a recommendation based on a consideration of funds or other resources generated for the benefit of the College District, first contact the Alamo Colleges Foundation. Please answer the following questions:

1. *For what person, persons, or organization are you recommending to have Alamo Colleges property named? **The Boeing Company***

2. *What criteria, based on Policy C.2.3, are met by the honoree(s) that merit naming? Please be as specific and detailed as possible, citing the specific criteria set forth in Policy C.2.3 (use additional pages if needed). **See attached***

3. *What Alamo Colleges' property are you recommending be named for the person, persons, or organization you are recommending (include campus, if applicable, and street address)? **Briefing Room located within the Santikos Micronaut Center***
 Submit this form confidentially to the college president for property located at a college site, or to the chancellor for property not located at a college site. The Board of Trustees is the only entity with the authority to approve the naming of any Alamo Colleges property, and reserves the right to accept or reject naming proposals.

Submitted by:

Type or Print Name: Dr. Francisco E. Solis

If representing a group, indicate the group: San Antonio College

Contact telephone number: 210-486-0957 Alternate number: _____

Contact email address: fsolis@alamo.edu

Contact mailing address: San Antonio College, 1819 N. Main Ave., San Antonio, TX 78212

Signature Date submitted

Continued from page 1.

2. What criteria based on Policy C.2.3, are met by the honoree(s) that merit naming? Please be as specific and detailed as possible, citing the specific criteria set forth in Policy C.2.3.

Continuance of Naming Honors

Once a property is named to honor an individual, individuals, an organization, or other entity, the College District shall not change the name of the property, except in the following cases:

- Where the purpose of the property is changed and is no longer consistent with the stated intent formerly associated with the name previously honored (in which case the name may be transferred to a more appropriate property);
- Where the honoree or the honoree's assigns, and the Chancellor, Board, and the Alamo Colleges Foundation Board of Directors acting as a whole, mutually agree on a name change



TO BE READ BY BOARD CHAIR BEFORE CTBH ITEM

Citizens To Be Heard Standard Statement

All individuals wishing to address the Board should have signed up to do so.

Comments relating to general matters shall be presented during the Citizens To Be Heard portion of the meeting. Comments relating to a specific item or items on the Board's agenda may be presented (a) during the Citizens To Be Heard portion of the meeting or (b) during consideration of the specific agenda item or items.


- No presentations shall exceed three (3) minutes.
- If ten (10) or more person sign up to comment on a specific item, each speaker may be limited to two (2) minutes by majority vote of the Board.
- Individuals needing a translator will have a six-minute time period.
- No individual is allowed to transfer his or her time to another individual.
- When the timer beeps, please finish your sentence so that we can allow others to have their voice heard.
- Please introduce yourself by name and state whether you represent yourself, an organization or an employer.

Please know that your right to speak may be withdrawn by the Board Chairman if you are discourteous, disrespectful, or are otherwise likely to impede, interfere with or otherwise obstruct this meeting.

State law limits Trustee response to public comments.

August 2025 Bond Sale

Tranche #1



ALAMO
COLLEGES
DISTRICT


Lisa L. Mazure, MSA, CPA CGFM

Associate Vice Chancellor for Finance and Fiscal Services



\$296,275,000 Limited Tax and Refunding Bonds, Series 2025


- New Money = \$223 Million
- Refunding = \$106.5 Million
 - \$4.3 Million in Net Present Value Savings
 - 4.05% Savings on refunded Bonds
- 30 Unique Investors with orders of \$560.0 Million = 1.9 Oversubscribed.

Transaction Overview	
<p>August 2025</p>  <p>ALAMO COLLEGES DISTRICT</p> <p>Alamo Community College District</p> <p>\$296,275,000</p> <p>Limited Tax and Refunding Bonds, Series 2025</p> <p>Bookrunning Senior Manager Jeffries LLC</p> <p>Co-Senior Manager Frost Bank</p> <p>Co-Managers Stephens Inc. Ramirez & Co., Inc Baird</p>	<ul style="list-style-type: none">■ District's largest ever financing■ Tax Status: Tax-exempt■ Purpose: Fund capital improvements of the District and refund currently callable bonds■ Moody's Rating: Aaa■ S&P Rating: AAA■ Pricing Date: August 14, 2025■ Closing Date: August 28, 2025■ Par Call Date: August 15, 2034 (9-Year Call)■ All-In TIC: 4.47%■ Average Life: 14.5 Years■ Average Coupon: 5.01%

Thank you.

Learn more at

alamo.edu



ALAMO
COLLEGES
DISTRICT




San Antonio College Program Highlight: Marketable Skills Badging – Connecting Learning and Skills

ROSALIND K. ONG

Director of Learning Outcomes Assessment,
San Antonio College

AMBER O'CASEY

Director of Microcredentials, AlamoONLINE



ALAMO
COLLEGES
DISTRICT



Board Policies in Support of Charges

Policy A.01.03 College District Vision, Mission, Values and Goals

Policy F. 06.01 Student Success

Charges to the Chancellor

Learner Success

Support learner success through innovation, support services, and data-informed strategies.

Credentials of Value

Ensure academic offerings meet the evolving definition of Credentials of Value by the State of Texas and support learner post-completion success.



Student Achievement

8
Pathways

42
Badges

12,867
Learners

260,796
Awards

**Data accurate as of 08/6/2025.*



ALAMO
COLLEGES
DISTRICT



District View of Badges



ALAMO COLLEGES DISTRICT
Northeast Lakeview College



ALAMO COLLEGES DISTRICT
Northwest Vista College



ALAMO COLLEGES DISTRICT
Palo Alto College



ALAMO COLLEGES DISTRICT
St. Philip's College



ALAMO COLLEGES DISTRICT
San Antonio College

5
Years

161
Unique Badges

10,000+
Individual sections
with badges integrated



ALAMO
COLLEGES
DISTRICT



Benefits of Badging Skills

Learners

- Allow for flexible, rapid learning
- Document sharable evidence of in-demand skills
- Provide a faster path to a family-sustaining wage through stacking skills
- Facilitate greater competitiveness in the job market
- Increase social and economic mobility

College

- Skill recognition throughout the student academic journey
- Campus-wide opportunities to earn badges, and assess and ensure all students are learning
- Strengthened assessment practice and faculty engagement in discipline validation

Employers

- Articulate in-demand skills of prospective employees
- Help employers better recruit, retain, and upskill workers
- Offer a solution for bridging a growing skills gap in the workforce

* Micro-credentials also benefit institutions by aligning them with the **Talent Strong Texas** plan, which aims to provide postsecondary credentials of value that align with workforce demands and increase Texan incomes while reducing debt.




Outreach

ALAMO COLLEGES DISTRICT

Select Space ▾ My Badges 3 More ▾

Public You earned this badge on 12/12/2024 [View in backpack](#)



Vision

VISION is essential for Leadership. To earn this badge, learners must craft a vision for their group or organization and develop a strategic plan to achieve that vision.

Offered by [San Antonio College - Marketable Skills](#) Verified

Verified
Last verified by Canvas Badges on Aug 11, 2025

Re-verify Badge

Issued on: Dec 12, 2024 at 11:46 PM

Achievement type: Competency

evidence
Proof that the recipient met the earning criteria

CSLO: Students will explore a variety of leadership models and theories.

Course: EDUC1300: Learning Framework

Activity: SLO4-CA-EDUC1300-Leadership

Date: 12-13-2024

Social

Share to Profile

[in](#) | Add to Profile

Share to Feed

[f](#) [X](#) [in](#) [p](#) [e](#)

ALAMO COLLEGES DISTRICT

NORTHEAST LAKEVIEW COLLEGE
NORTHWEST VISTA COLLEGE
PALO ALTO COLLEGE
ST. PHILIP'S COLLEGE
SAN ANTONIO COLLEGE

AlamoEXPERIENCE Transcript

The AlamoEXPERIENCE Transcript is the official involvement record for the students of the Alamo Colleges District. This verified record of involvement showcases meaningful experiences and activities that supplement the academic curriculum.

Name: [REDACTED] Username: [REDACTED] Date: June 2, 2025

Involvement

ACD Career Opportunities for Students

Position
Member (7/6/2022 - Present)

SAC - Career Readiness & Experiential Opportunities (CREO) Office

Position
Member (8/14/2023 - Present)

SAC - Office of Student Life

Position
Member (7/6/2022 - Present)

SAC - Student Enrichment Consortium

Position
Member (7/6/2022 - Present)

Competency Badge

Technical

Organization: SAC

Dates: (5/28/2025)

Description
TECHNICAL Skill is essential for Performance. To earn this badge, learners must show progress through specialized training, by seeking advice from experts, by observing others, or through production.

Hours: 1.00

Journey to Scale Marketable Skills

First College-Wide Pathways

- **Goal:** Badge SAC’s established marketable skill assessment framework
- **Launches:** Summer 2023 (soft); October 2023 (full)
 - First Full year 2023-2024
- **Results:**
 - Created Competency Badges
 - 8 college-wide marketable skill digital badge pathways
 - **Auto-awarded over 250,000 badges** (Earned January 2023 to August 2025)



ALAMO COLLEGES DISTRICT
San Antonio College

Integrated Planning & Performance
Excellence – Learning Assessment
Office of Technology Services



ALAMO
COLLEGES
DISTRICT

Alamo Colleges Online
Instructional Technology



*Innovation in Alternative
Credentials Award*

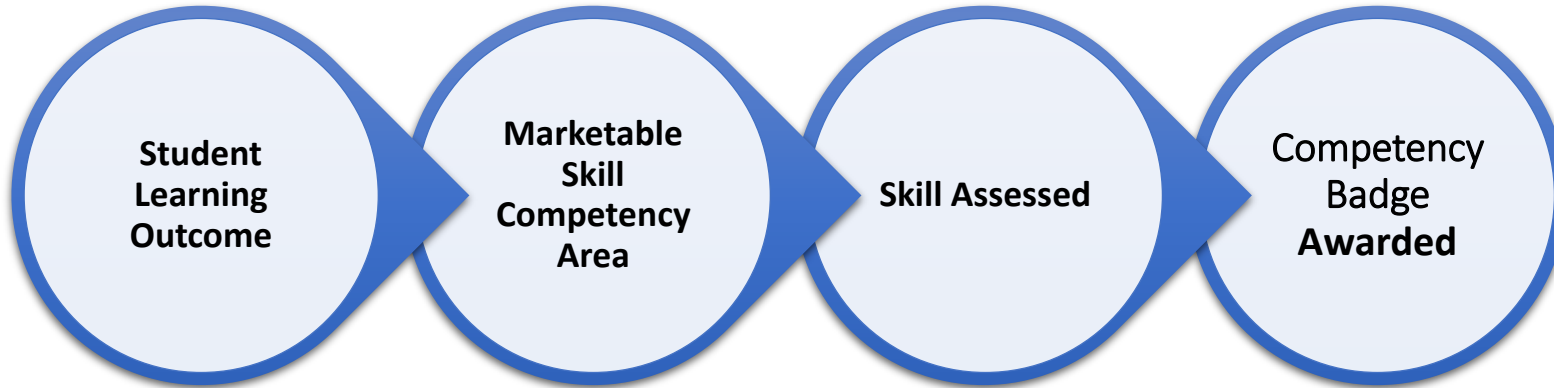


ALAMO
COLLEGES
DISTRICT



Course Integration – Badge Pathway

Example: EDUC 1300 – Learning Frameworks



- *Students will explore a variety of leadership models and theories*
- *Students will craft a vision for their group or organization and develop a strategic plan to achieve that vision*
- *Skill Level Met or Exceeded on Leadership Assignment*
- *Student is on the Marketable Skill Pathway*




Program Success

Student Success Outcomes Support (AY 23-24)


Special Populations	General Population	Badge Awardee	Difference
Academically Disadvantaged	13%	15%	+2%
Economically Disadvantaged	44%	49%	+5%

Key Performance Indicator	General Population	Badge Awardee	Difference
Productive Grade Rate	92%	94%	+2%
Course Completion Rate	80%	83%	+3%
Grade Point Average	2.74	2.84	+0.1
Avg SCH Earned Per Student	10.5	15	4.5

**260,000 +
Badges
Awarded**




Thank you.



ALAMO
COLLEGES
DISTRICT



Appendices



ALAMO
COLLEGES
DISTRICT



2025 UPCEA Award: Innovation in Alternative Credentials

San Antonio College Marketable Skills Badges

UPCEA Innovation in Alternative Credentials Award recognizes that innovation is the life's blood of online, continuing, and professional education, and is critical in our members keeping up with the changing needs of students, society, and industry.

Creating alternative credentials and innovative programs that align with current trends in the workforce will ultimately better serve students in their long-term success. This award is presented to a higher education institution that has successfully implemented an innovative alternative credential program with positive results.



What is a Digital Badge?

OPEN BADGES

Data & Information **Inside**

Alignment	Expiration Date
Badge Criteria	Issued Date
Badge Description	Issuer
Badge Name	JSON-LD
Digital Signature	Recipient
Evidence	Verification





NORTHWEST VISTA COLLEGE

MADE FOR YOU!

2024-25 PERFORMANCE UPDATE
DR. AMY BOSLEY


NVC Points of Pride

 Baldridge National Quality Award

 Great Place to Work

 Academic Excellence in Cybersecurity
Defense Education -
National Security Agency

 Gold Award for Veterans Education
Excellence Recognition -
Texas Veterans Commission



ASPEN PRIZE

FOR COMMUNITY COLLEGE EXCELLENCE

aspen institute

FINALIST

2025



Total Enrollment: **20,060**

20% (3,935) Adults over 25
4% (711) Veteran/Military

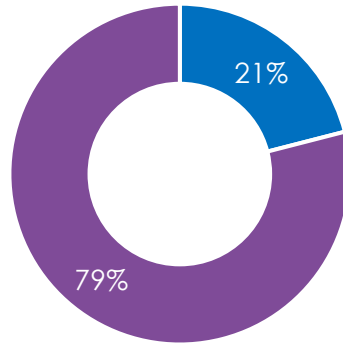
15% (2,904) Academically Disadvantaged
38% (7,547) Economically Disadvantaged

36% (7,222) First Generation
12% (2,321) Parenting Students



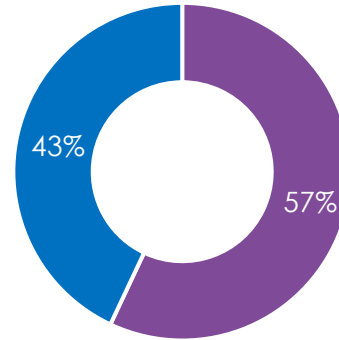
Learner Profile Fall 2024

Enrollment Status



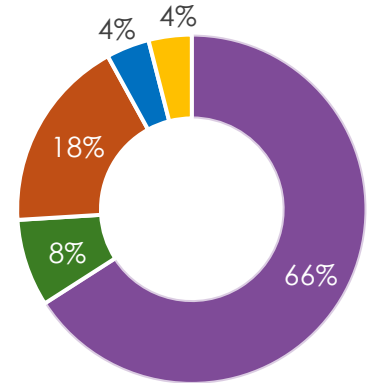
- Full-Time
- Part-Time

Gender



- Female
- Male

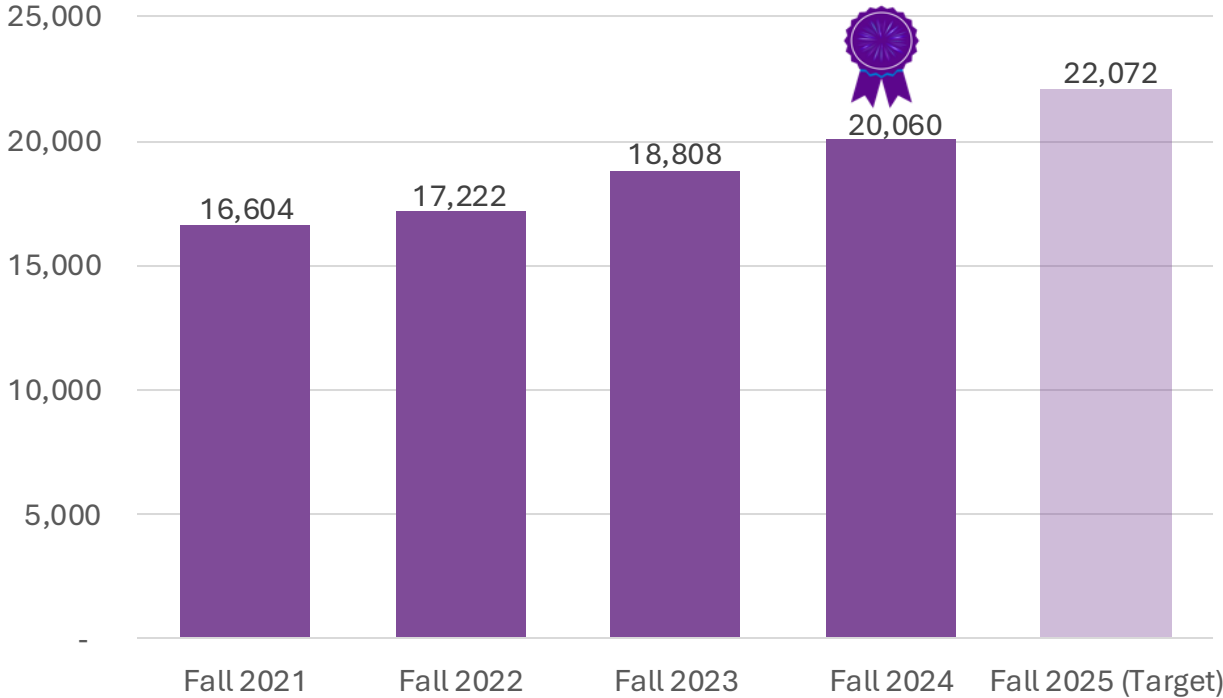
Ethnicity



- Hispanic
- African American
- White
- Asian
- Other



Fall Headcount Enrollment

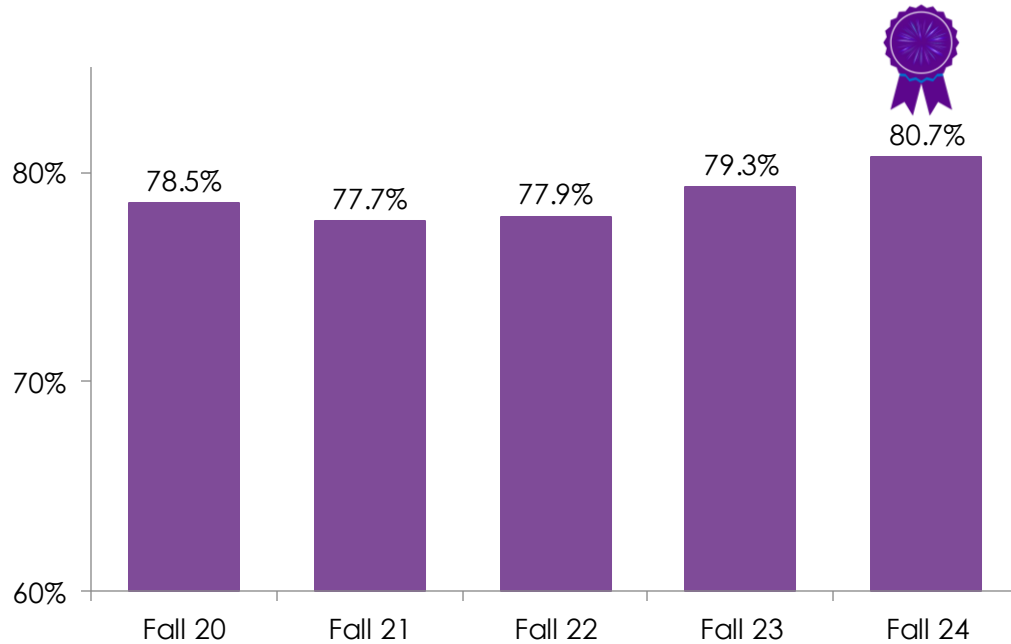


Enrollment by Learner Type (All Parts of Term)

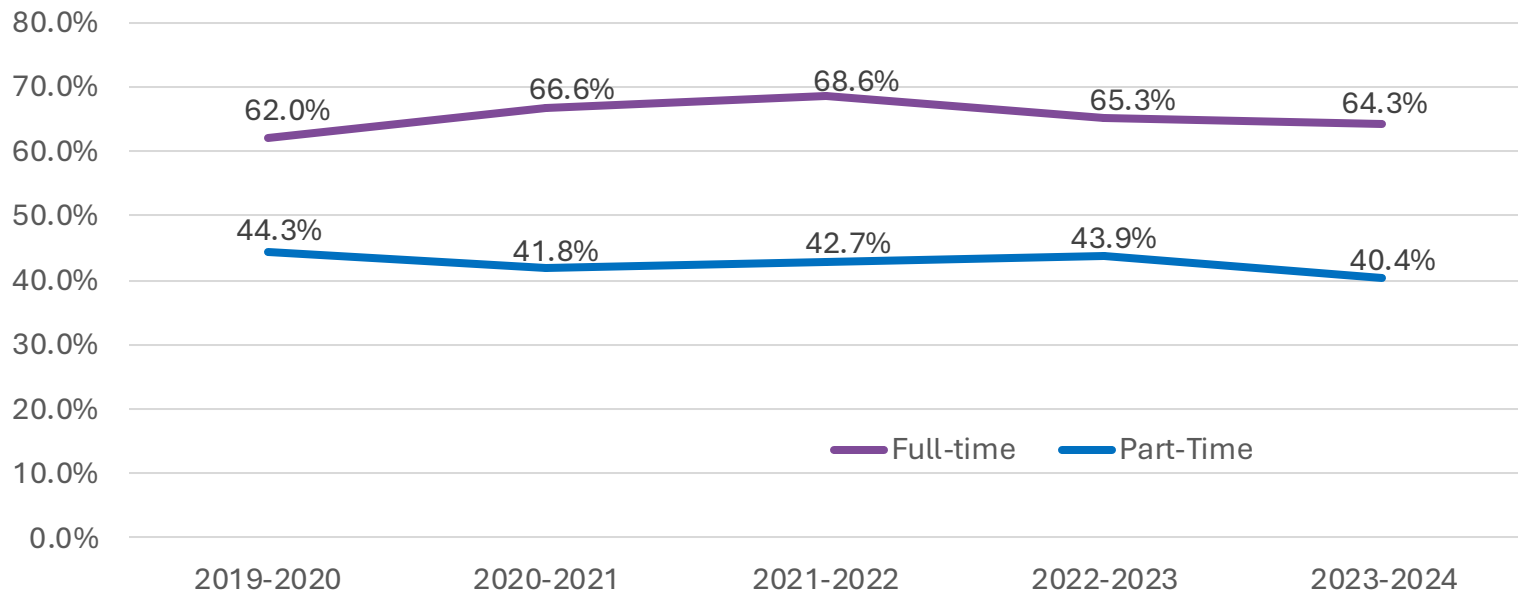
Student Type	Fall 2023	Fall 2024	% change
FTIC	3,909	3,924	+0.4%
Transfer	1,179	1,285	+9.0%
Dual Credit	4,364	5,321	+21.9%
Continuing	9,356	9,530	+1.9%
Total	18,808	20,060	+6.7%



Productive Grade Rates: Fall Terms



Freshman Persistence Rates: Fall-to-Fall

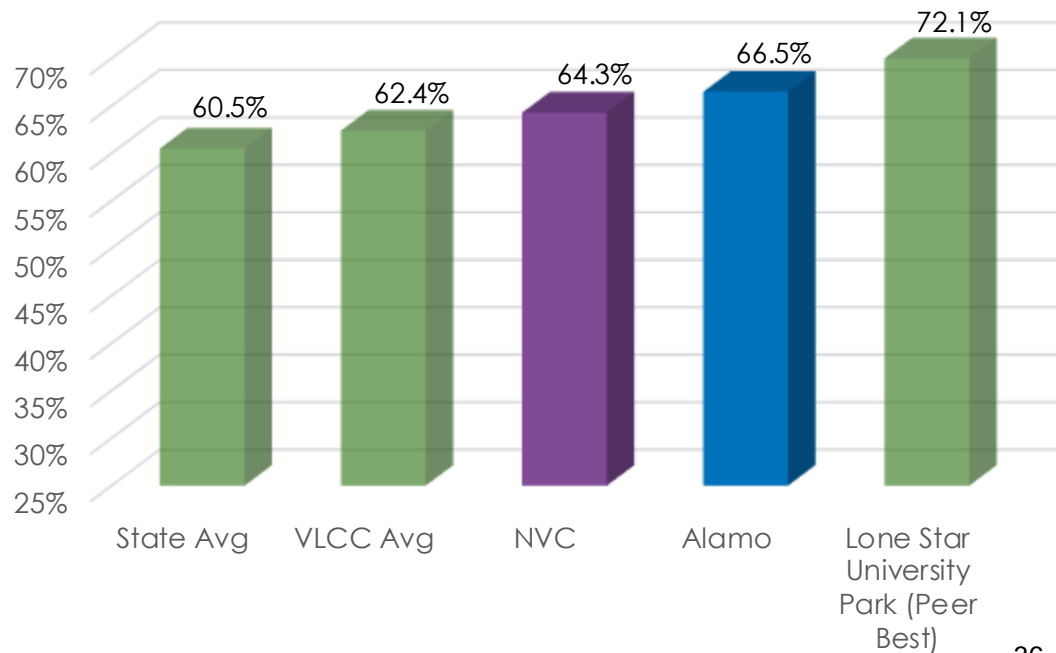


	19-20		20-21		21-22		22-23		23-24	
	FTIC	Persisted	FTIC	Persisted	FTIC	Persisted	FTIC	Persisted	FTIC	Persisted
FT	1809	1122	1268	844	1055	724	1539	1005	1697	1092
PT	1353	599	1592	666	1641	700	1644	722	2143	865



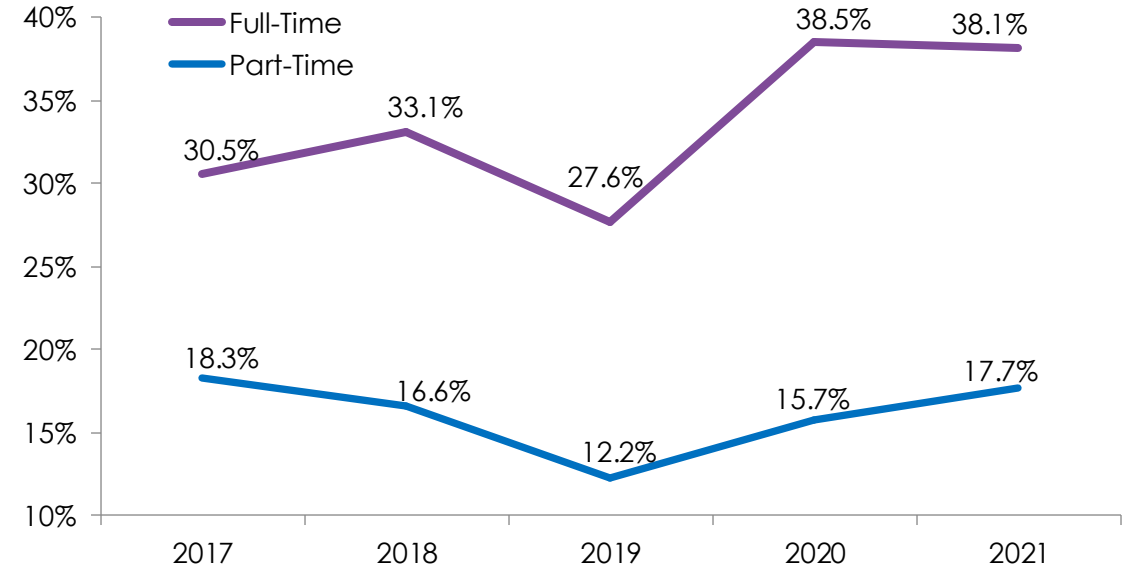


Full-Time Freshman Comparative Persistence Rates



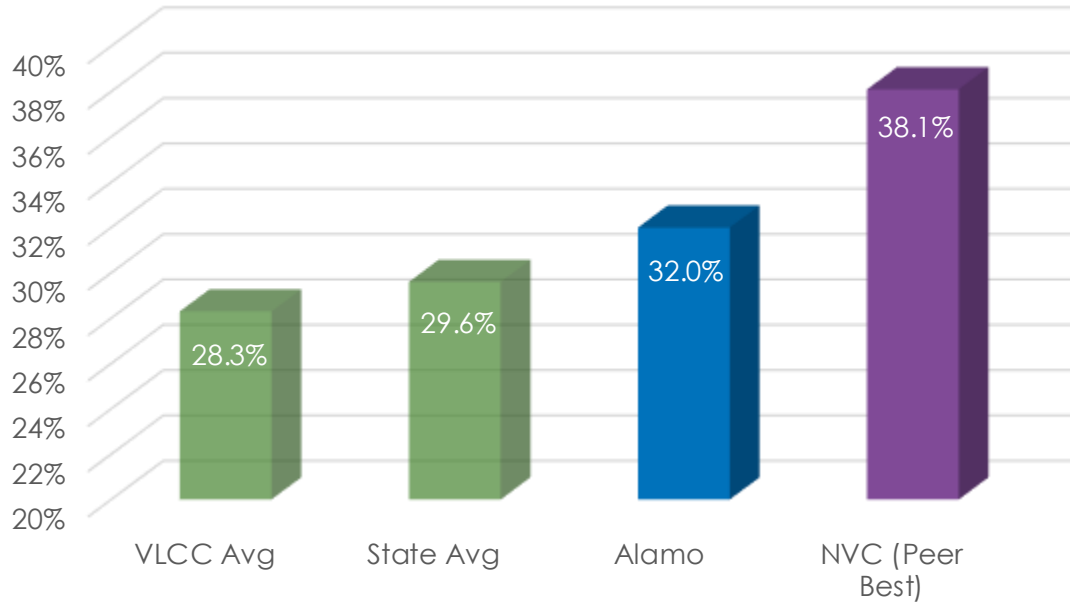


3-Year Freshman Graduation Rates

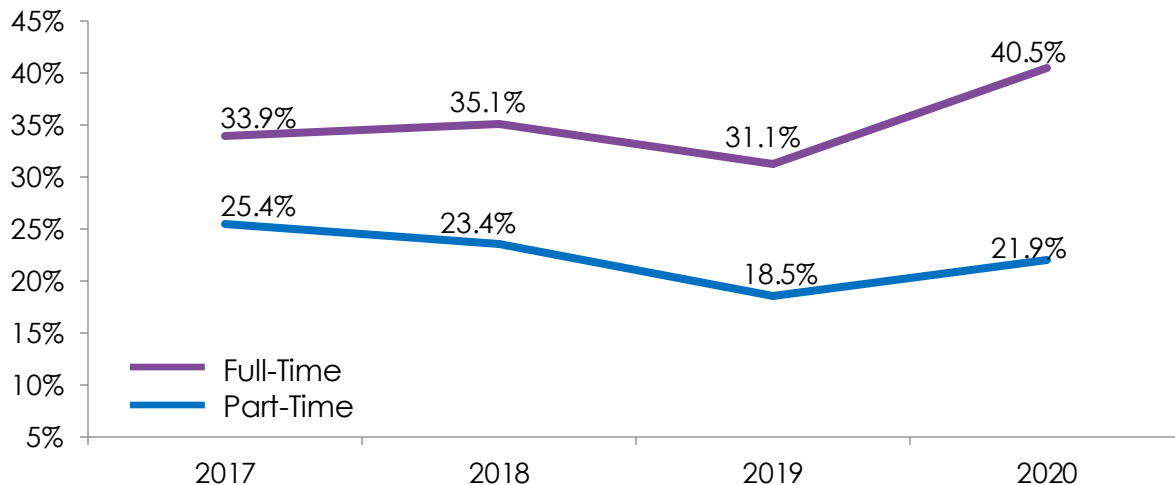


	2017		2018		2019		2020		2021	
	FTIC	Grads	FTIC	Grads	FTIC	Grads	FTIC	Grads	FTIC	Grads
FT	1282	391	1307	432	1897	523	1273	490	1059	403
PT	1305	239	1397	232	1354	165	1605	252	1654	37 293

3-Year Freshman Comparative Graduation Rates



4-Year Freshman Graduation Rates

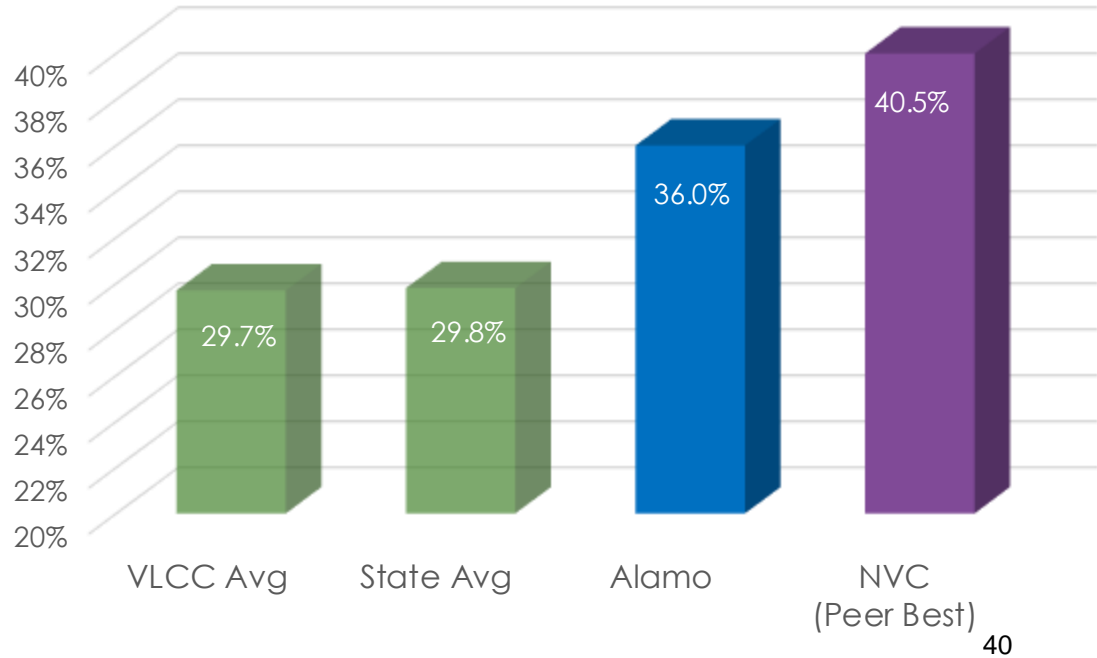


	2017		2018		2019		2020	
	FTIC	Grads	FTIC	Grads	FTIC	Grads	FTIC	Grads
FT	1282	435	1307	459	1897	590	1273	515
PT	1305	331	1397	327	1354	250	1605	352



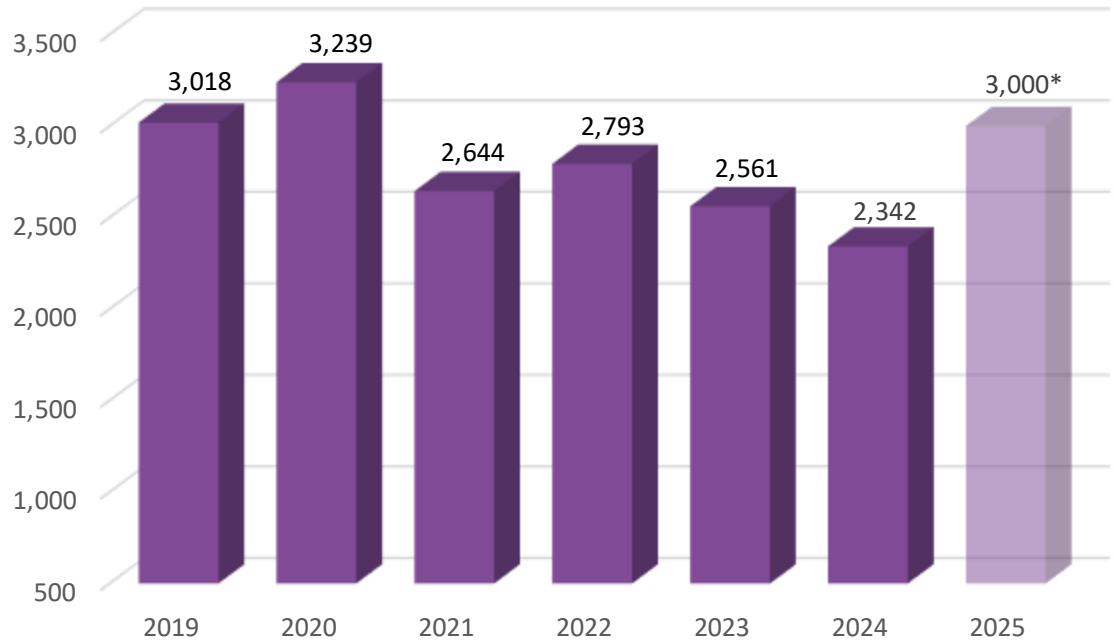


4-Year Freshman Comparative Graduation Rates





Degrees and Certificates Awarded



* 2025 Target⁴¹



ALAMO COLLEGES DISTRICT
Northwest Vista College



ALAMO
COLLEGES
DISTRICT

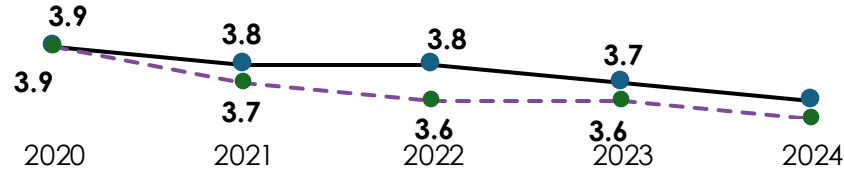



Graduates as a Percentage of Full Time Equivalent Enrollment

Institution	Percentage				
	2020	2021	2022	2023	2024
NVC	37.7%	35.1%	39.6%	34.9%	29.6%
Alamo	37.4%	39.1%	40.5%	36.8%	34.9%
Peer Group Average	30.8%	34.2%	34.9%	34.8%	35.2%
State Average	32.2%	36.2%	37.0%	37.5%	38.2%



Average Time to Associate Degree



 **3.6**
YEARS

 **3.5**
YEARS

Average SCH to Associate Degree



Native Students

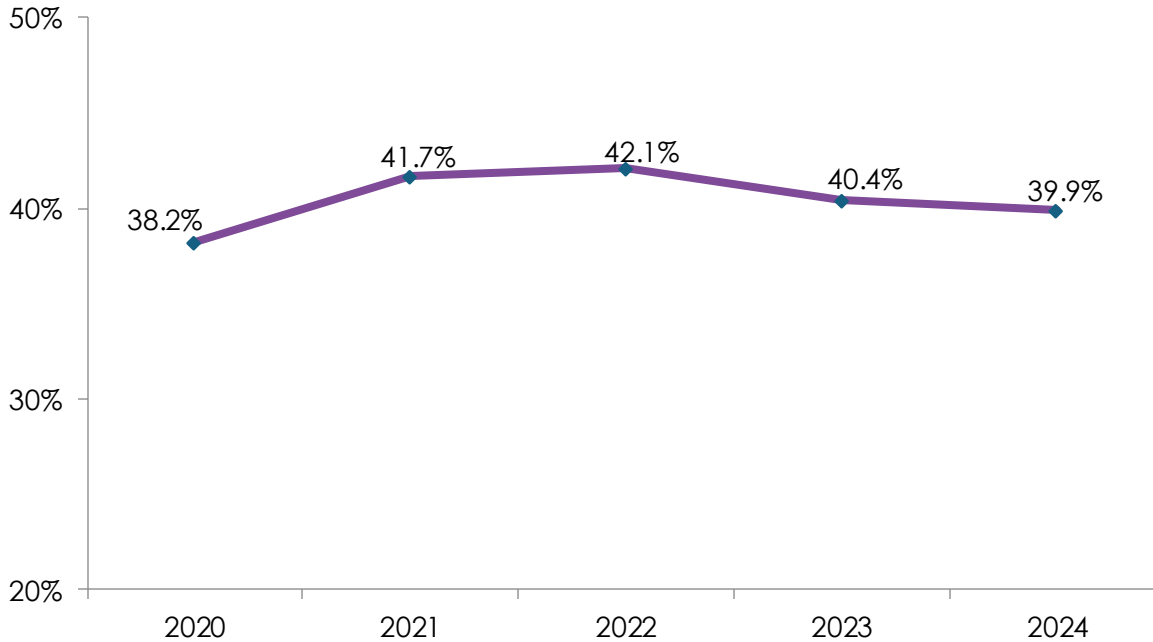
	81	80	79	78	78
	83	80	79	75	75
	64.6	64.2	63.9	62.3	62.7
2020	2021	2022	2023	2024	



2024
62.7
Hours
average
SCH to Associate Degree

Northwest Vista College Native Students






Freshman Transfer Rates



Source: National Student Clearinghouse (6-Year)



Where NVC Students Transfer (Academic Year 2024)

1.  2,056 Learners
2.  TEXAS A&M UNIVERSITY
SAN ANTONIO 529 Learners
3.  TEXAS TECH™ 368 Learners
4.  UNIVERSITY OF THE
INCARNATE WORD 355 Learners
5.  TEXAS
STATE
UNIVERSITY. 315 Learners

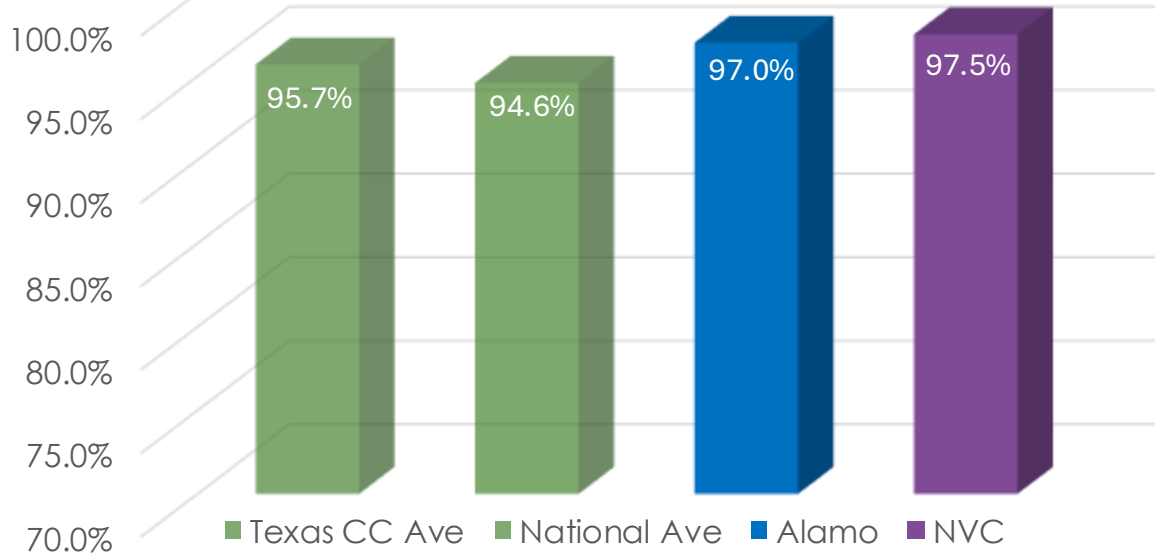


Graduation Rates of Transfer Students

Institution	Transfer Cohort				
	2018	2019	2020	2021	2022
NVC	65.2%	66.9%	67.6%	69.0%	68.2%
Alamo	65.6%	67.6%	67.4%	67.6%	66.3%
Texas Per Group Average	61.4%	62.1%	62.2%	63.8%	64.5%
State Average	62.2%	63.8%	63.6%	65.1%	65.2%



Would You Recommend This College to a Friend or Family Member?



Source: 2023 CCSSE Survey Results



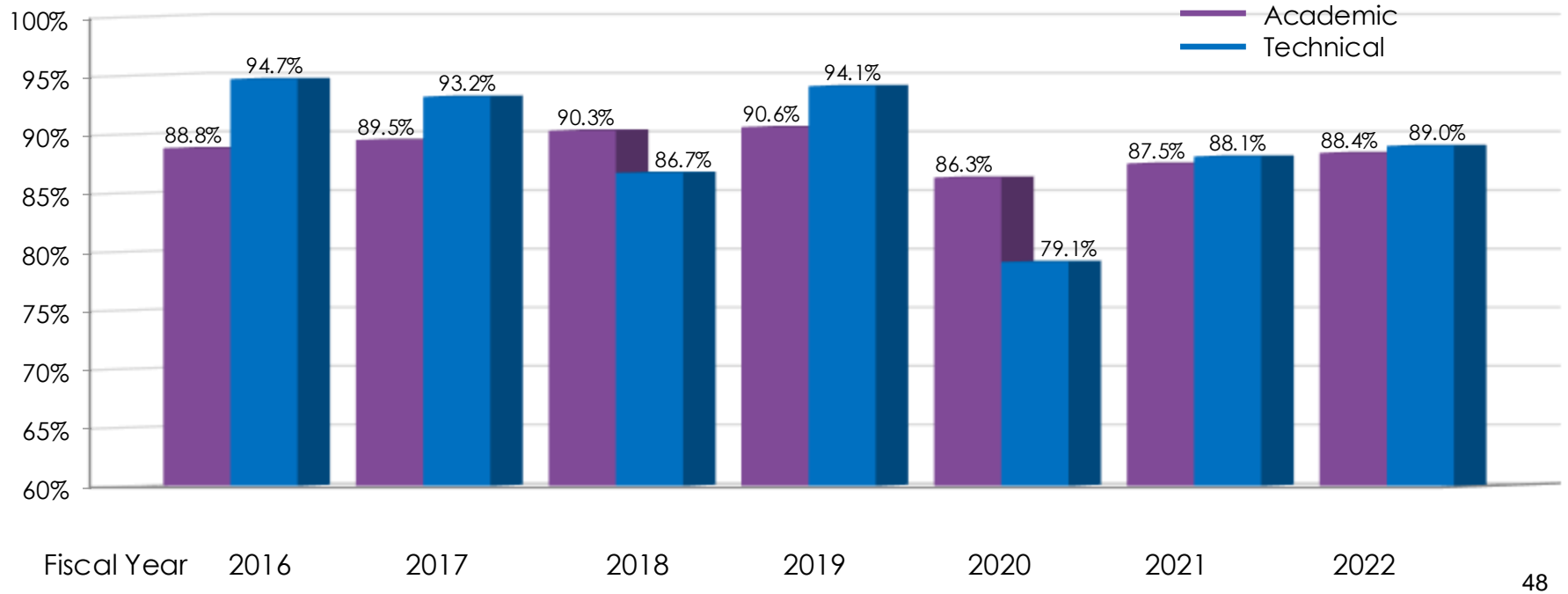
ALAMO COLLEGES DISTRICT
Northwest Vista College



ALAMO
COLLEGES
DISTRICT

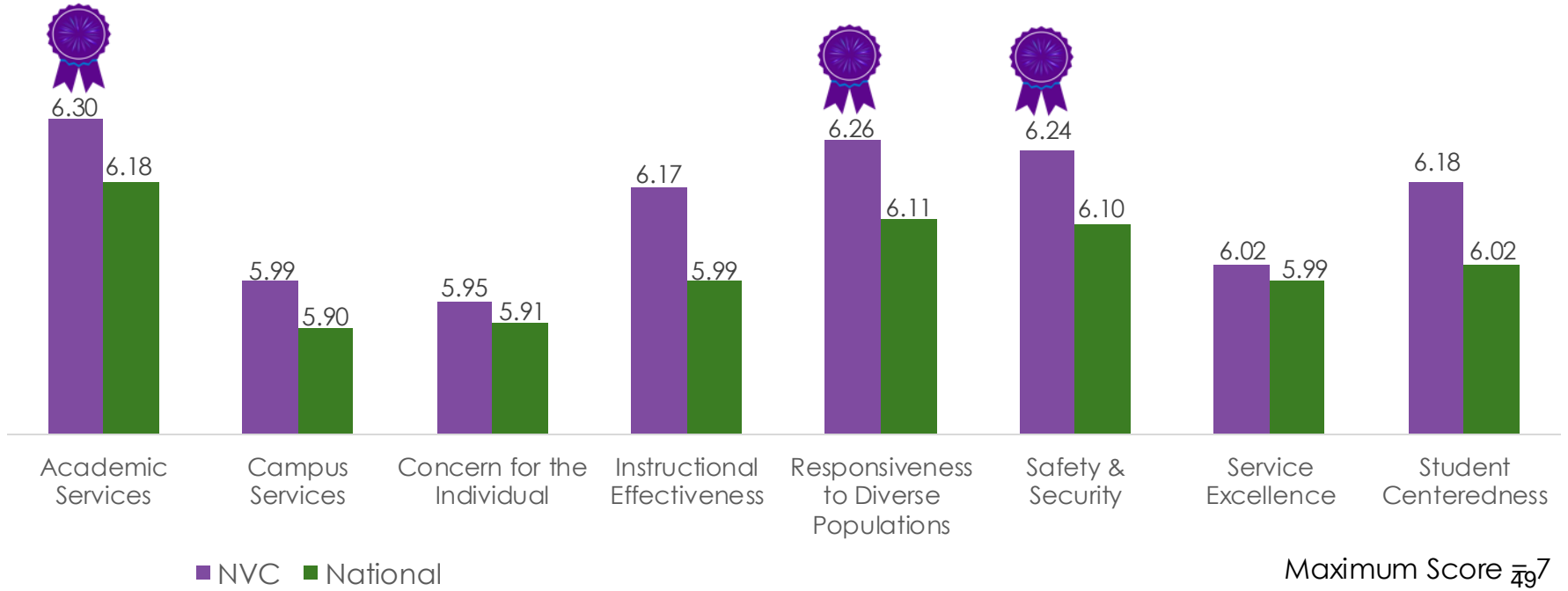


Students Employed and/or Enrolled Within 6 Months of Graduation



Ruffalo Noel Levitz Results: Spring 2024

Student Satisfaction Scores





PRIORITIES



Cypress Campus Center - Integrated Learning Support

- Tutoring Labs
- Multipurpose Space
- Student and Faculty Makerspace
- Dining Area

Projected Date of Completed: 2026



ALAMO COLLEGES DISTRICT
Northwest Vista College



ALAMO
COLLEGES
DISTRICT



Campus Expansion - Partnership



ALAMO
COLLEGES
DISTRICT

Northwest Vista College



ALAMO
COLLEGES
DISTRICT

San Antonio College



Connections to Completion

Building meaningful relationships that help students stay on track, feel supported, and reach their goals.



Questions?





Appendices



Course Completion Rates by Subgroup

Demographic	Fall 2020	Fall 2021	Fall 2022	Fall 2023	Fall 2024
Asian	94.17%	94.90%	95.02%	95.03%	94.86%
African American	89.94%	88.87%	89.94%	91.43%	92.03%
Hispanic	90.76%	90.21%	90.96%	91.61%	92.58%
White	92.30%	91.59%	93.10%	93.52%	93.45%
Other	92.88%	90.08%	93.18%	95.21%	94.09%
Female	91.79%	91.02%	91.80%	92.59%	93.13%
Male	90.48%	89.86%	91.04%	91.66%	92.45%
Non-Vet	91.11%	90.57%	91.42%	92.15%	92.82%
Vet	92.74%	90.15%	92.88%	92.91%	93.03%
Adult Learner	90.37%	88.63%	89.87%	91.11%	91.14%
Non-Adult Learner	91.44%	90.99%	91.81%	92.37%	92.08%
Acad. Disadvantaged	91.25%	88.41%	89.12%	89.06%	90.72%
Non-Acad. Disadvantaged	91.24%	91.13%	92.24%	93.07%	92.31%
First Gen	89.67%	89.45%	89.98%	90.94%	91.11%
Non-First Gen	92.29%	91.02%	91.66%	92.82%	92.43%
Unknown	91.58%	91.07%	92.43%	92.93%	92.34%
Parent	88.37%	88.30%	88.35%	90.54%	90.65%
Non-Parent	91.57%	90.89%	91.95%	92.40%	92.07%
Econ. Disadvantaged	90.61%	89.50%	90.23%	91.08%	92.31%
Non-Econ. Disadvantaged	91.59%	93.43%	92.31%	92.94%	91.43%
Overall	91.25%	90.54%	91.47%	92.17%	92.83%



Productive Grade Rates by Subgroup

Demographic	Fall 2020	Fall 2021	Fall 2022	Fall 2023	Fall 2024
Asian	89.04%	89.49%	87.42%	88.21%	88.65%
African American	74.24%	72.32%	74.00%	76.27%	77.98%
Hispanic	76.90%	75.99%	76.14%	77.47%	79.52%
White	82.62%	82.31%	83.81%	83.94%	84.14%
Other	81.45%	80.62%	82.05%	88.35%	84.47%
Female	80.29%	78.69%	78.96%	80.52%	82.01%
Male	76.00%	76.19%	76.55%	77.73%	79.09%
Non-Vet	78.66%	77.79%	77.90%	79.21%	80.71%
Vet	76.89%	75.99%	78.21%	80.77%	80.85%
Adult Learner	78.61%	77.29%	78.66%	80.16%	80.11%
Non-Adult Learner	78.50%	77.74%	77.75%	79.10%	76.97%
Acad. Disadvantaged	72.32%	68.98%	69.22%	68.37%	71.49%
Non-Acad. Disadvantaged	80.15%	80.07%	80.78%	82.39%	79.78%
First Gen	75.07%	75.06%	74.93%	75.07%	75.79%
Non-First Gen	80.61%	79.26%	78.11%	80.91%	78.97%
Unknown	79.48%	78.32%	80.00%	82.98%	78.29%
Parent	73.20%	73.94%	72.75%	75.98%	76.80%
Non-Parent	79.13%	78.22%	78.71%	79.72%	77.71%
Econ. Disadvantaged	75.93%	75.53%	74.49%	75.54%	77.93%
Non-Econ. Disadvantaged	79.91%	83.53%	80.24%	81.86%	77.22%
Overall	78.52%	77.65%	77.91%	79.26%	80.71%

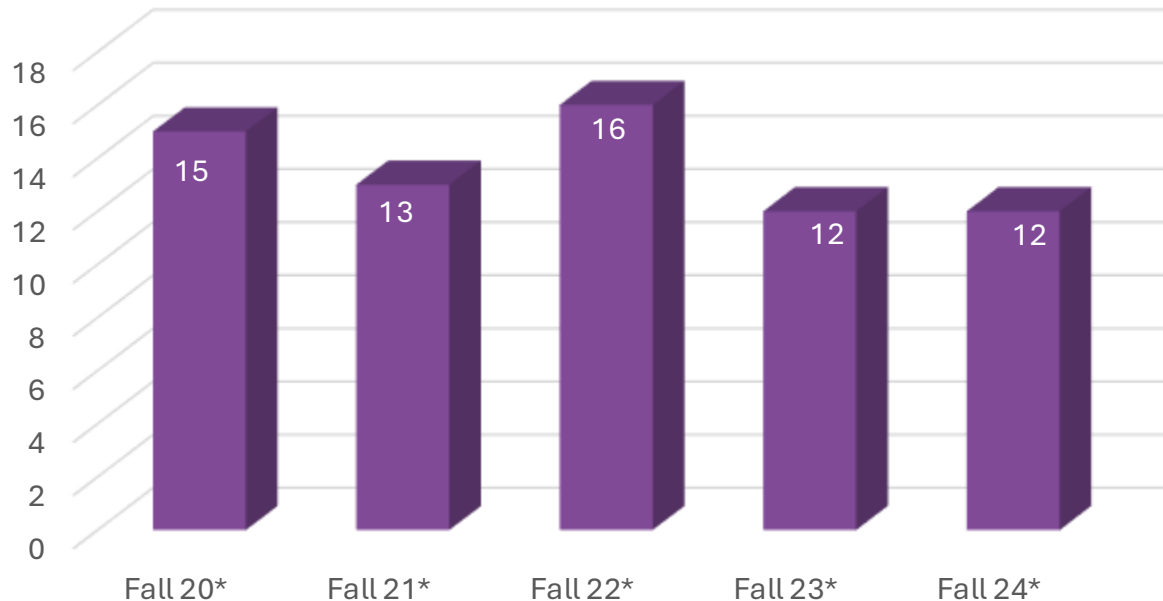


Fall-to-Fall Persistence Rates by Subgroup

Demographic	Fall 2019 to Fall 2020			Fall 2020 to Fall 2021			Fall 2021 to Fall 2022			Fall 2022 to Fall 2023			Fall 2023 to Fall 2024		
	FT	PT	TH	FT	PT	TH	FT	PT	TH	FT	PT	TH	FT	PT	TH
Male	56.3%	38.4%	48.6%	62.3%	37.7%	48.3%	65.0%	41.9%	50.8%	62.6%	40.9%	51.3%	59.0%	37.7%	47.1%
Female	67.8%	49.9%	60.5%	71.0%	45.4%	56.9%	73.2%	43.3%	55.0%	68.7%	46.7%	57.3%	70.4%	42.7%	54.8%
Vet	40.0%	32.4%	35.1%	42.9%	50.0%	48.4%	61.1%	14.3%	35.9%	58.3%	28.6%	42.3%	62.5%	37.5%	44.6%
Non-Vet	62.6%	44.6%	55.2%	67.2%	41.7%	53.0%	69.6%	43.0%	53.3%	65.9%	44.2%	54.6%	65.0%	40.4%	51.3%
Pell	59.8%	42.6%	53.2%	61.7%	39.2%	48.9%	68.9%	39.4%	51.2%	65.1%	41.8%	52.7%	64.4%	38.3%	49.1%
Non-Pell	65.3%	45.6%	56.3%	70.7%	43.7%	55.8%	70.1%	45.6%	54.8%	66.3%	46.0%	56.1%	65.5%	43.0%	53.5%
African American	57.3%	41.6%	49.6%	68.0%	35.4%	46.4%	63.4%	33.1%	44.1%	63.4%	44.0%	52.1%	67.6%	36.4%	48.2%
Asian	75.0%	56.8%	68.3%	80.0%	54.8%	69.7%	64.5%	62.9%	63.6%	70.5%	56.4%	65.0%	74.6%	61.4%	67.9%
Hispanic	62.3%	45.0%	55.3%	67.5%	41.5%	53.1%	70.9%	41.9%	53.1%	65.6%	44.2%	54.7%	65.7%	38.7%	50.8%
White	61.9%	40.6%	52.3%	62.1%	43.9%	51.9%	69.5%	48.7%	56.8%	64.9%	41.2%	51.5%	57.7%	44.3%	50.0%
Other	63.3%	47.8%	56.6%	71.0%	50.0%	58.7%	51.9%	33.3%	41.7%	73.0%	39.3%	58.5%	64.3%	53.7%	58.3%
Adult Learner	47.3%	41.8%	43.5%	35.0%	37.0%	36.7%	73.9%	35.7%	42.2%	63.4%	36.6%	43.0%	72.4%	35.0%	39.5%
Non-Adult Learner	62.9%	44.5%	55.5%	67.6%	42.2%	53.8%	69.5%	43.2%	53.7%	65.8%	44.5%	55.1%	64.8%	41.0%	52.0%
Acad. Disadvantaged	N/A	N/A	N/A	66.1%	41.8%	52.9%	65.4%	38.3%	49.3%	62.6%	43.5%	52.9%	61.1%	36.0%	48.0%
Non-Acad. Disadvantaged	N/A	N/A	N/A	68.3%	41.9%	53.1%	74.7%	47.3%	57.4%	69.5%	44.4%	56.2%	68.5%	43.5%	53.7%
First Gen	59.5%	39.9%	50.8%	61.1%	41.4%	49.5%	68.4%	38.8%	49.2%	61.0%	40.7%	49.4%	61.2%	36.5%	46.2%
Non-First Gen	65.2%	50.9%	59.6%	70.4%	44.8%	57.6%	74.0%	45.6%	58.2%	65.8%	46.0%	56.0%	67.4%	45.7%	56.2%
Unknown	62.1%	42.3%	53.7%	67.8%	39.2%	50.6%	63.8%	43.7%	50.8%	68.1%	44.5%	56.2%	69.9%	34.9%	51.9%
Parent	N/A	N/A	N/A	57.1%	26.6%	34.1%	69.6%	33.1%	42.5%	56.0%	41.2%	45.8%	72.3%	34.3%	42.4%
Non-Parent	N/A	N/A	N/A	67.3%	42.5%	53.6%	69.6%	43.5%	53.9%	66.3%	44.2%	55.1%	64.6%	41.1%	51.9%
Econ. Disadvantaged	N/A	N/A	N/A	63.0%	39.9%	49.9%	70.6%	40.6%	53.7%	65.4%	41.7%	52.8%	65.3%	38.8%	50.2%
Non-Econ. Disadvantaged	N/A	N/A	N/A	70.7%	43.7%	55.9%	64.0%	47.5%	51.5%	66.1%	46.8%	56.4%	64.4%	42.6%	59.2%



Number of High Challenge Courses



* Terms do not include Corequisite Lab courses



ALAMO COLLEGES DISTRICT
Northwest Vista College



ALAMO
COLLEGES
DISTRICT





High Challenge Courses

- BIOL 2401, 2402
- CHEM 1305
- EDUC 1100
- HIST 2327
- MATH 0320, 0410, 1324, 1325, 1332, 2413, 2414

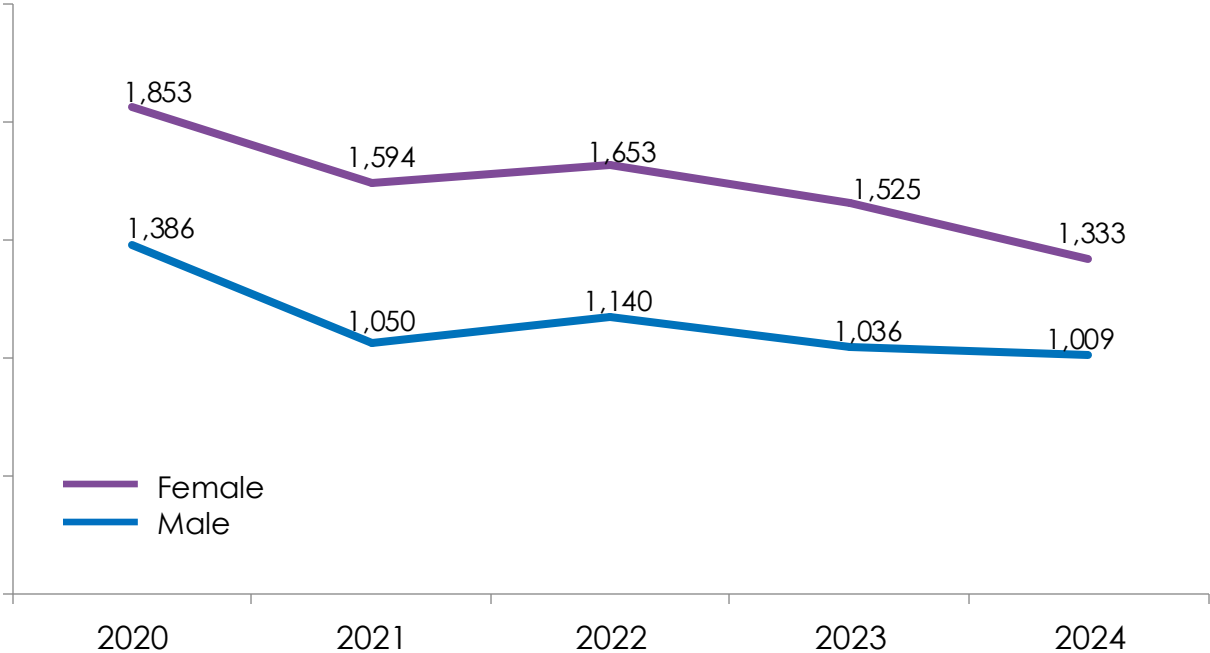


3-Year Graduation Rates by Subgroup

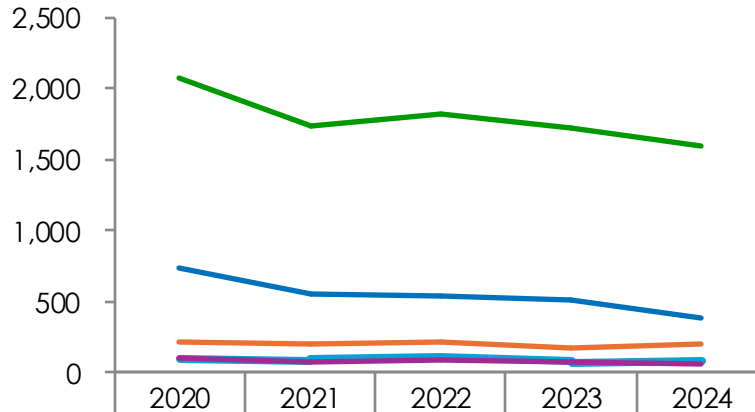
Demographic	Fall 2017 Cohort			Fall 2018 Cohort			Fall 2019 Cohort			Fall 2020 Cohort			Fall 2021 Cohort		
	FT	PT	TH	FT	PT	TH	FT	PT	TH	FT	PT	TH	FT	PT	TH
Male	25.4%	13.8%	19.5%	28.2%	13.3%	19.9%	21.4%	10.1%	16.6%	33.6%	14.1%	22.5%	32.0%	15.4%	21.8%
Female	34.6%	22.2%	28.4%	36.6%	19.9%	28.6%	33.7%	14.2%	25.8%	41.7%	17.1%	28.2%	43.5%	19.7%	29.1%
Vet	56.7%	26.1%	43.4%	31.8%	30.0%	30.8%	28.6%	28.9%	28.8%	14.3%	8.3%	9.7%	16.7%	19.0%	17.9%
Non-Vet	29.8%	18.2%	23.9%	33.1%	16.3%	24.4%	27.9%	11.7%	21.2%	38.2%	15.8%	25.8%	38.7%	17.7%	25.9%
Pell	29.3%	19.8%	24.7%	33.6%	17.9%	26.0%	26.0%	13.2%	21.1%	37.3%	16.9%	25.7%	37.3%	18.2%	25.9%
Non-Pell	31.5%	17.0%	24.0%	32.5%	15.6%	23.2%	30.0%	11.4%	21.6%	38.7%	14.9%	25.6%	39.4%	17.3%	25.7%
African American	28.6%	8.9%	18.6%	27.2%	14.4%	20.5%	26.5%	11.5%	19.1%	37.3%	18.4%	24.8%	26.4%	14.3%	18.7%
Asian	36.7%	25.0%	30.0%	54.5%	42.9%	50.0%	38.8%	10.8%	28.8%	51.1%	19.4%	38.2%	45.2%	20.0%	31.8%
Hispanic	29.7%	18.4%	24.1%	31.9%	15.2%	23.3%	26.5%	10.8%	20.2%	37.6%	15.2%	25.3%	38.0%	17.7%	25.6%
White	31.4%	20.1%	25.6%	38.2%	18.8%	27.6%	32.3%	16.4%	25.2%	37.4%	16.1%	25.5%	44.6%	19.3%	29.1%
Other	43.3%	15.6%	29.0%	13.8%	24.2%	19.4%	27.9%	17.4%	23.4%	41.9%	13.0%	24.7%	29.6%	15.2%	21.7%
Adult Learner	34.7%	17.5%	24.0%	24.3%	21.7%	22.5%	18.2%	13.1%	14.7%	35.0%	11.8%	15.1%	17.4%	19.6%	19.3%
Non-Adult Learner	30.3%	18.4%	24.3%	33.3%	16.3%	24.7%	28.1%	12.3%	21.7%	38.4%	16.1%	26.3%	38.8%	17.6%	26.1%
Acad. Disadvantaged	N/A	N/A	N/A	N/A	N/A	N/A	N/A	N/A	N/A	33.9%	14.0%	23.1%	28.6%	12.8%	19.2%
Non-Acad. Disadvantaged	N/A	N/A	N/A	N/A	N/A	N/A	N/A	N/A	N/A	43.6%	17.6%	28.6%	49.9%	22.8%	32.9%
First Gen	30.0%	16.8%	23.3%	38.3%	15.5%	26.4%	22.9%	11.1%	17.7%	36.0%	15.0%	23.7%	38.6%	18.0%	25.2%
Non-First Gen	32.4%	21.9%	27.1%	36.4%	19.5%	27.9%	31.9%	15.6%	25.6%	41.3%	19.2%	30.3%	43.8%	20.0%	30.6%
Unknown	28.5%	15.8%	22.1%	22.6%	14.4%	18.3%	27.9%	10.4%	20.5%	36.0%	12.9%	22.1%	29.1%	14.7%	19.9%
Parent	N/A	N/A	N/A	N/A	N/A	N/A	N/A	N/A	N/A	38.1%	9.4%	16.5%	27.1%	9.8%	14.4%
Non-Parent	N/A	N/A	N/A	N/A	N/A	N/A	N/A	N/A	N/A	38.3%	16.0%	26.0%	38.9%	18.4%	26.6%
Econ. Disadvantaged	N/A	N/A	N/A	N/A	N/A	N/A	N/A	N/A	N/A	38.4%	17.2%	26.3%	39.5%	19.7%	28.3%
Non-Econ. Disadvantaged	N/A	N/A	N/A	N/A	N/A	N/A	N/A	N/A	N/A	38.3%	14.4%	25.2%	32.1%	13.2%	21.9%



Degrees & Certificates Awarded by Gender



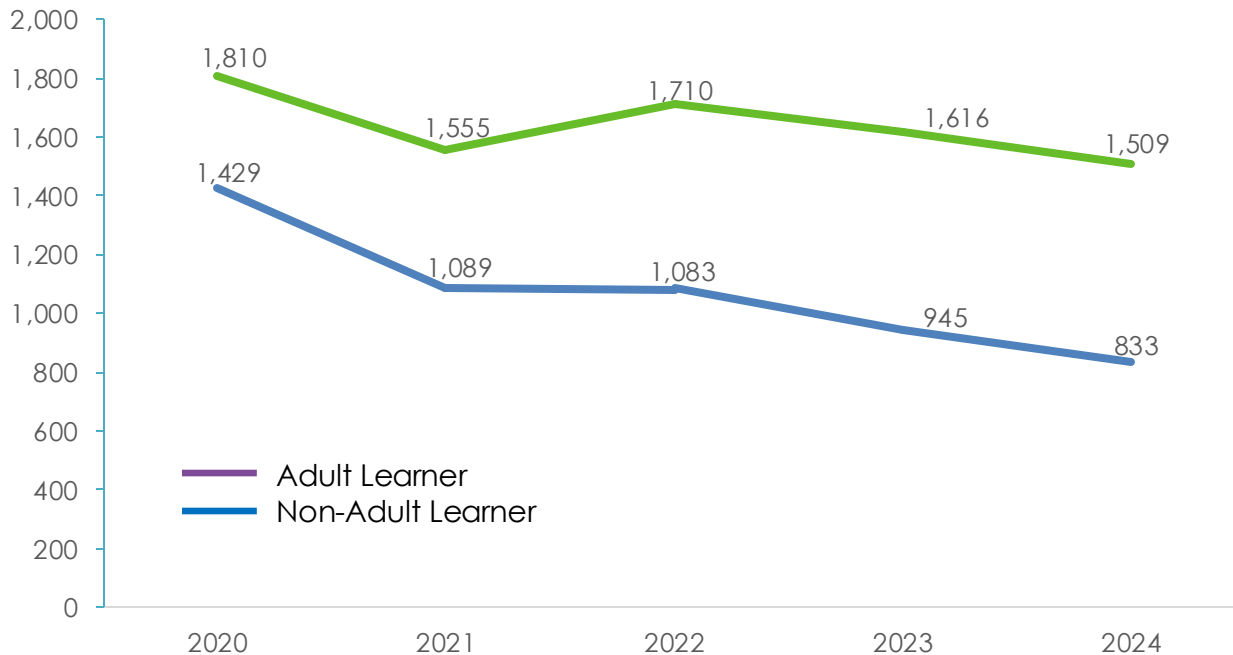
Degrees & Certificates Awarded by Ethnicity



White	733	548	547	512	388
African American	221	197	220	174	199
Hispanic	2,081	1,731	1,826	1,720	1,602
Asian	98	91	113	85	88
Other	106	77	87	70	65



Degrees & Certificates Awarded by Adult Learner Status



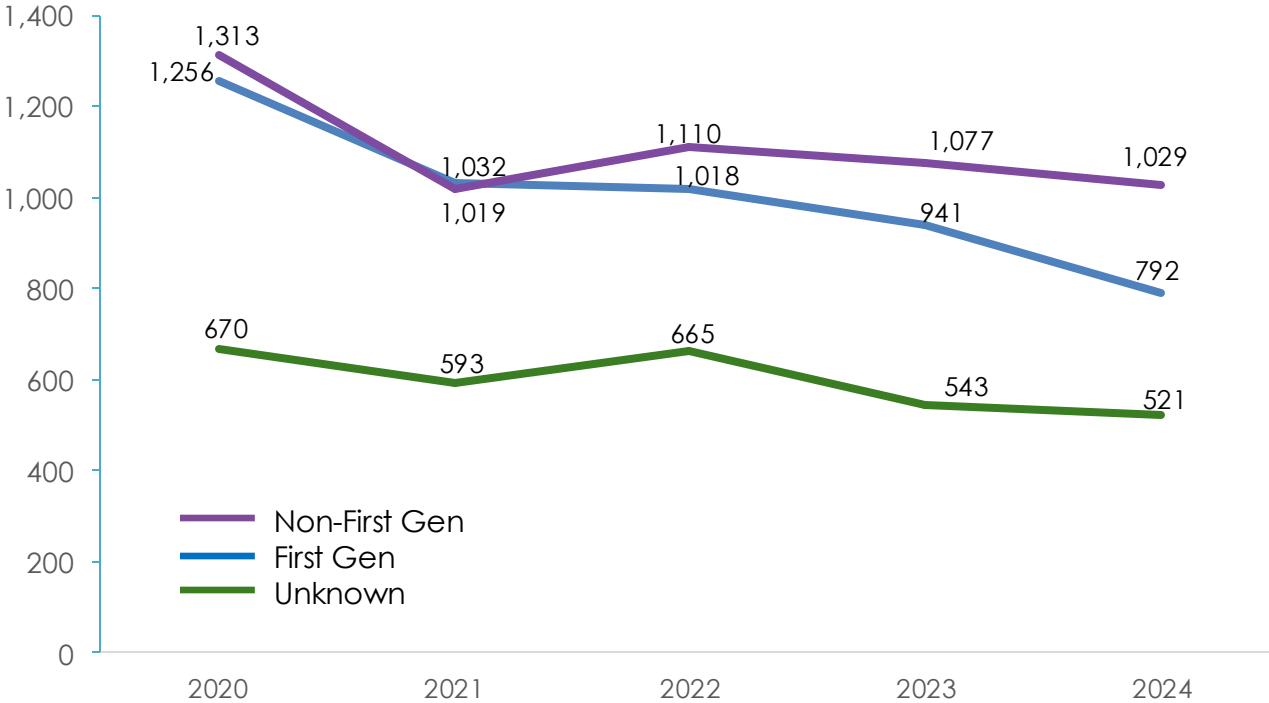
ALAMO COLLEGES DISTRICT
Northwest Vista College



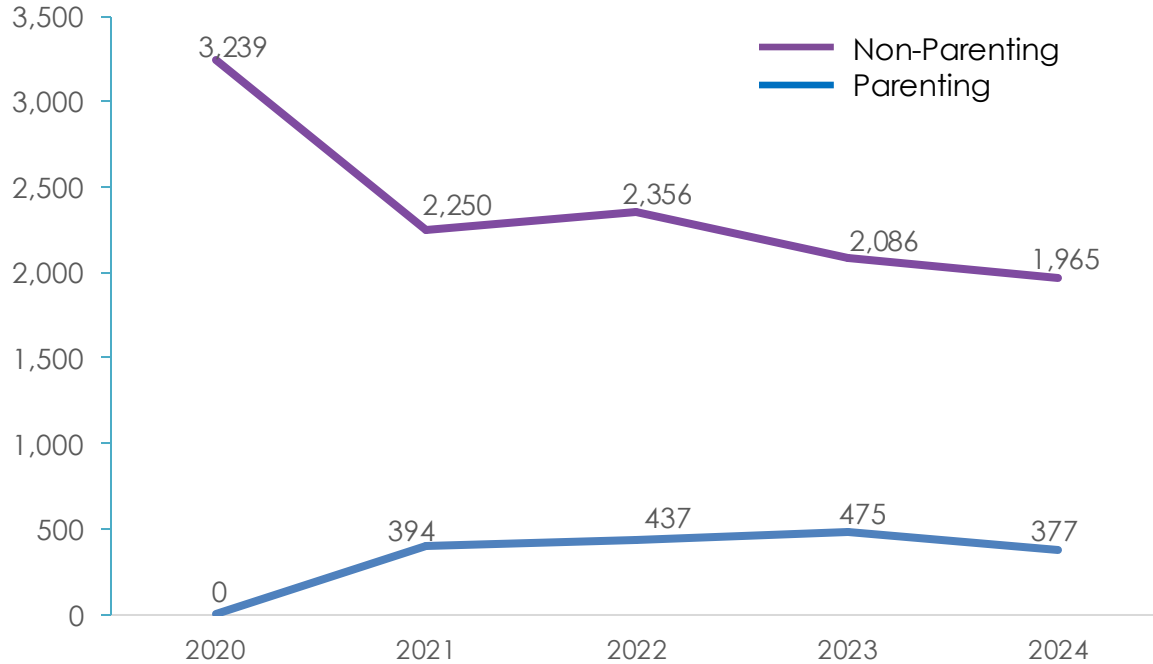
ALAMO
COLLEGES
DISTRICT



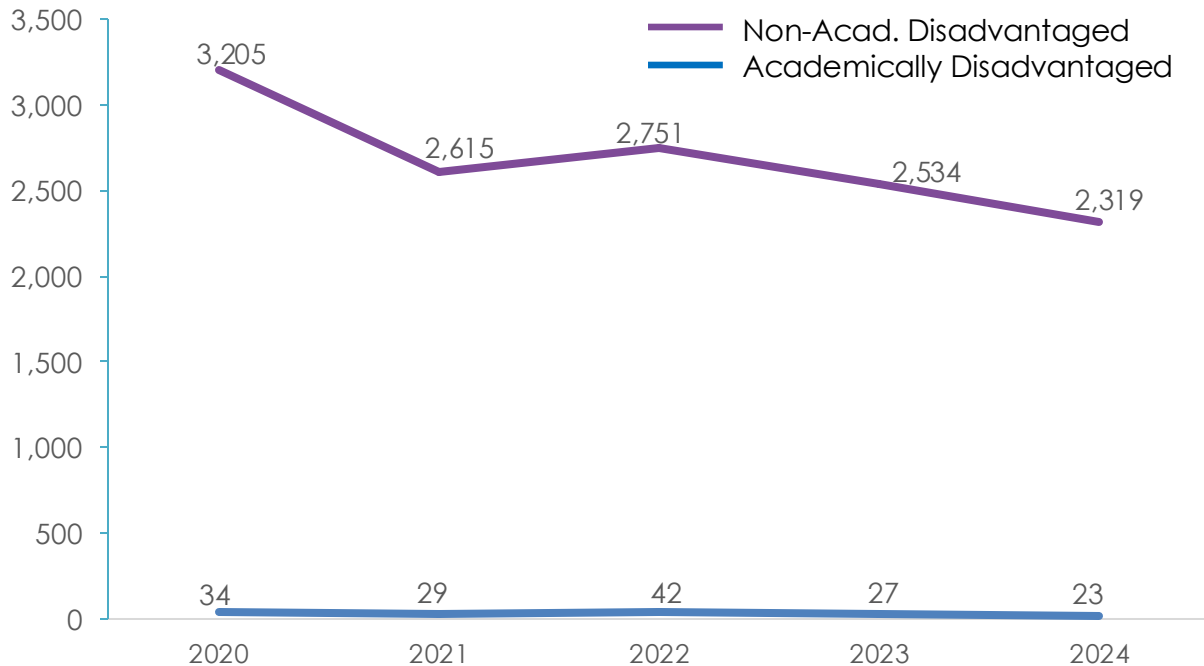
Degrees & Certificates Awarded by First Generation Status



Degrees & Certificates Awarded by Parenting Status



Degrees & Certificates Awarded by Academically Disadvantaged Status



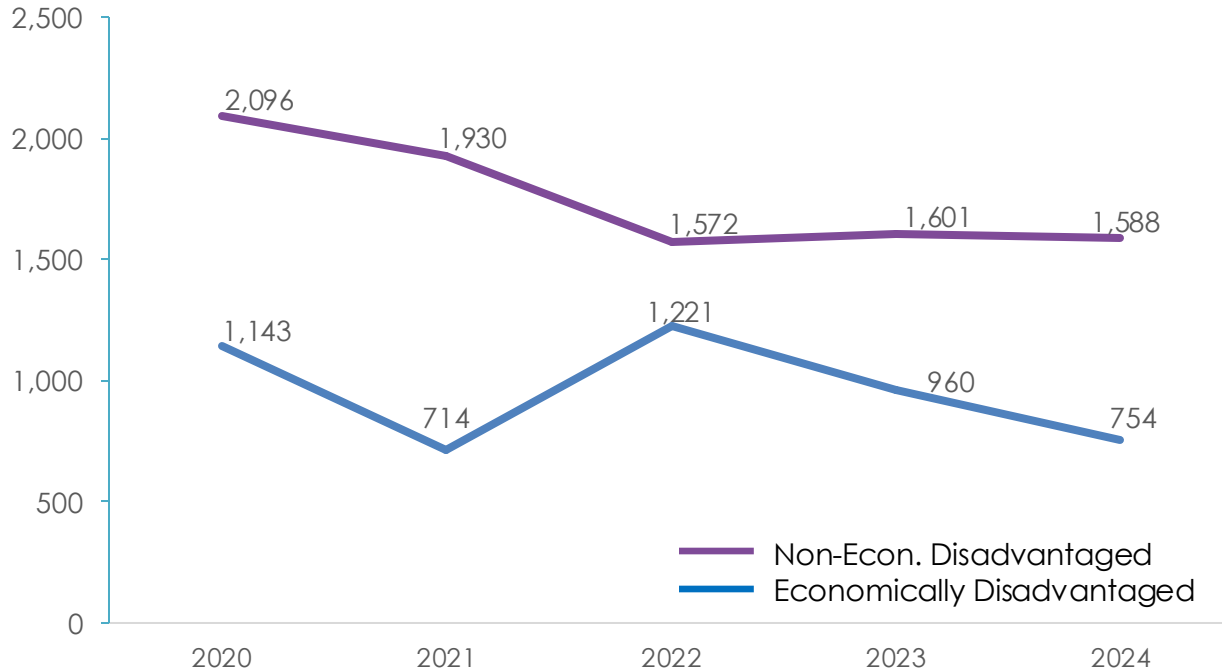
ALAMO COLLEGES DISTRICT
Northwest Vista College



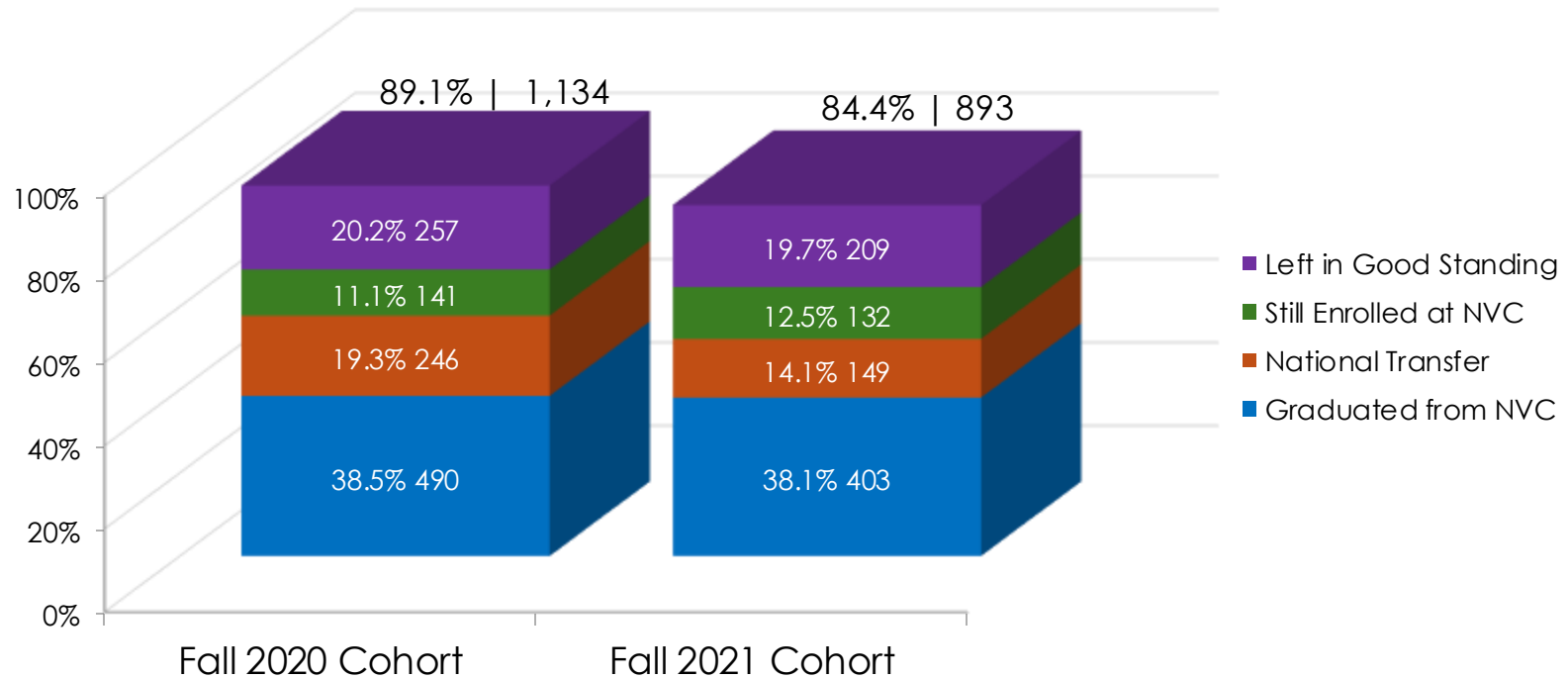
ALAMO
COLLEGES
DISTRICT



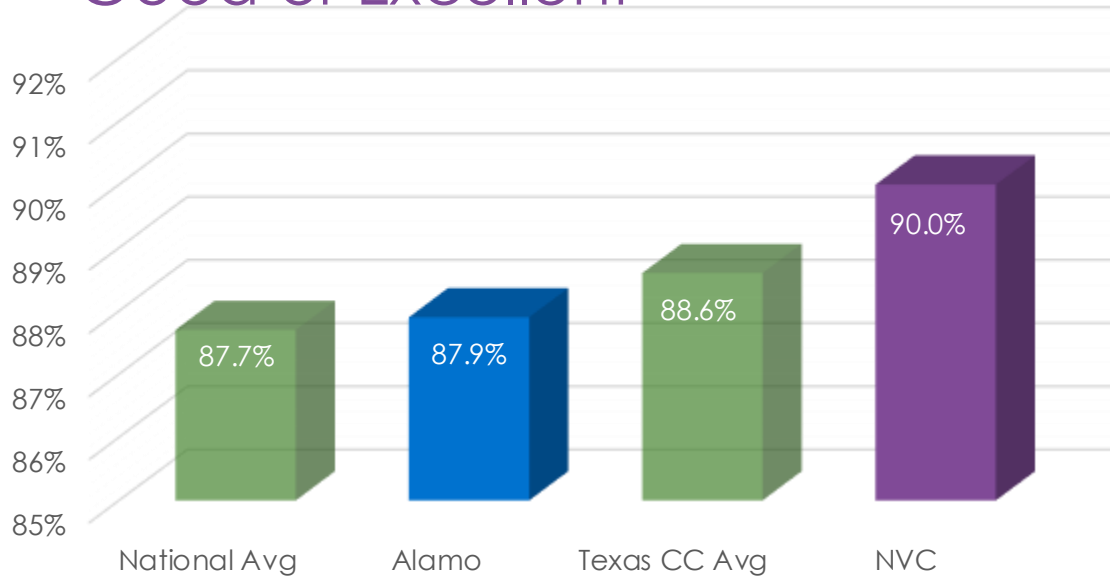
Degrees & Certificates Awarded by Economically Disadvantaged



Fall Full-Time Freshman 3-Year Tracking



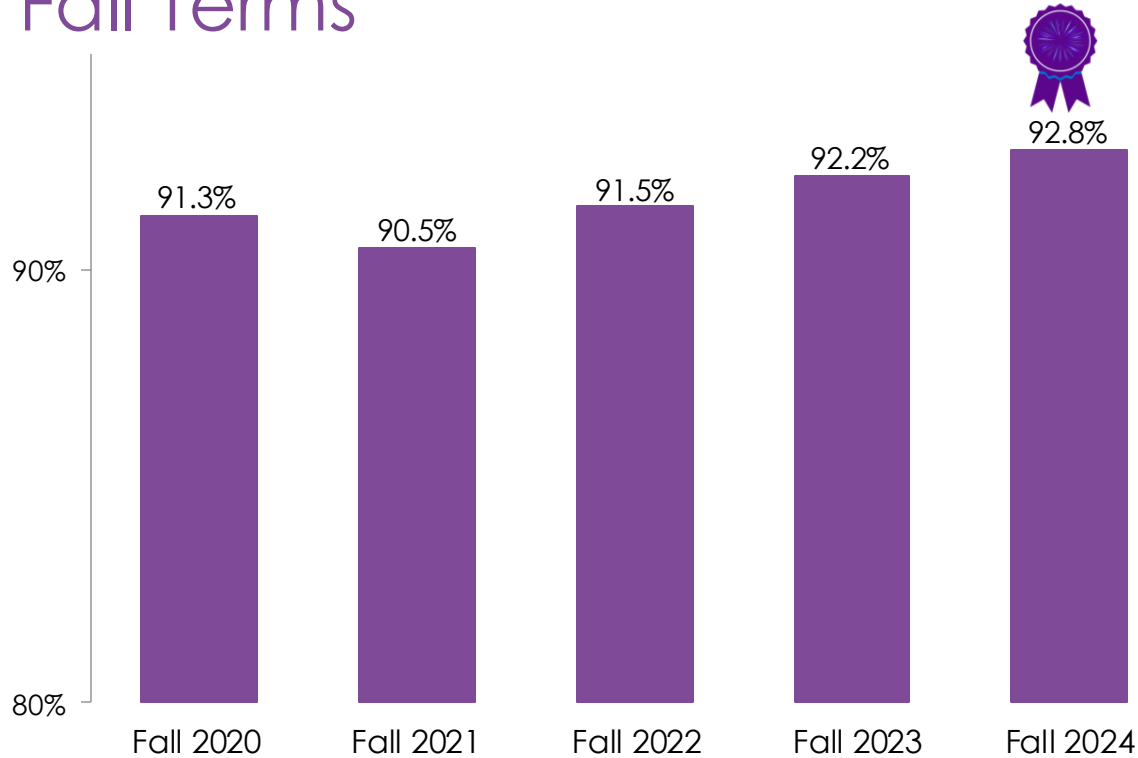
Percentage of Students Rating Their Entire Educational Experience as “Good or Excellent”



Source: 2023 CCSSE Survey Results



Course Completion Rates: Fall Terms



Thank you.



ALAMO COLLEGES DISTRICT
Northwest Vista College



ALAMO
COLLEGES
DISTRICT



Malcolm Baldrige
National Quality Award

Award Recipient
2024 2018



LEADER
COLLEGE
OF DISTINCTION



Great
Place
To
Work.
Certified
MAR 2024-MAR 2025
USA

PALO ALTO COLLEGE

MADE FOR YOU!



**Palo Alto College:
2025 Performance Update**

Dr. Robert Garza

2025 Learner Performance Highlights



Record-breaking Increases in Enrollment, Course Completion Rates, and Productive Grade Rates



Increases in Associate's Degree Completion and Enrollment of Learners Ages 36 -64



Positive trends for Transfer and 3-year Graduation Rates



Continued decrease in time to degree for PAC Native Learners



 House Bill (HB) 8



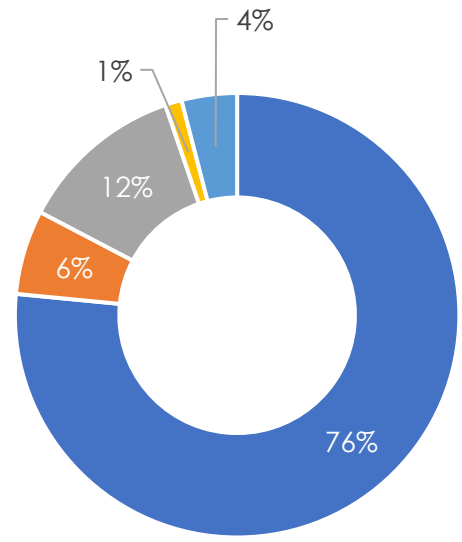
Learner Profile

Fall 2024

Fall 2024 Enrollment: 12,395

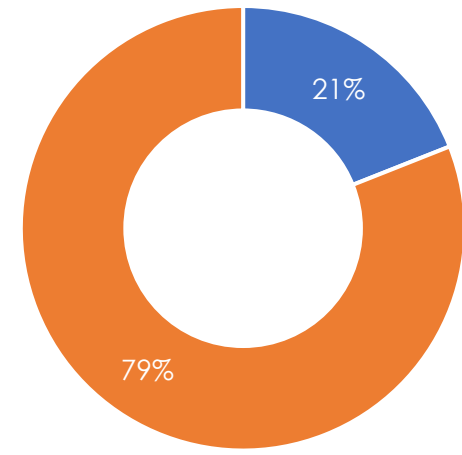
- 21% (2,555) Full-Time
- 79% (9,840) Part-Time
- 62% (7,633) Female
- 38% (4,762) Male
- 76% (9,441) Hispanic
- 6% (750) African American
- 12% (1,511) White
- 1% (174) Asian
- 4% (519) Other
- 17% (2,068) Academically Disadvantaged 
- 48% (5,888) Economically Disadvantaged 
- 48% (5,979) First Generation Students
- 16% (1,932) Parenting Students

Ethnicity



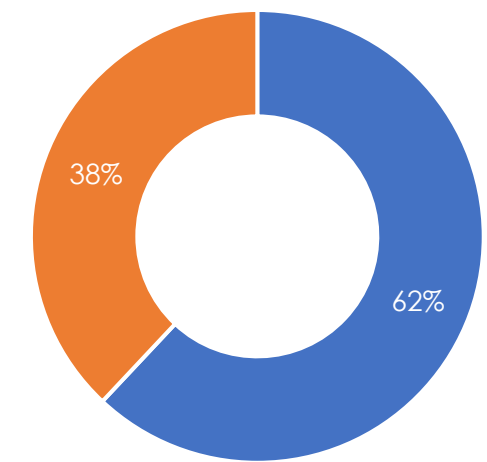
- Hispanic
- African American
- White
- Asian
- Other

Enrollment Status



- Full-Time
- Part-Time

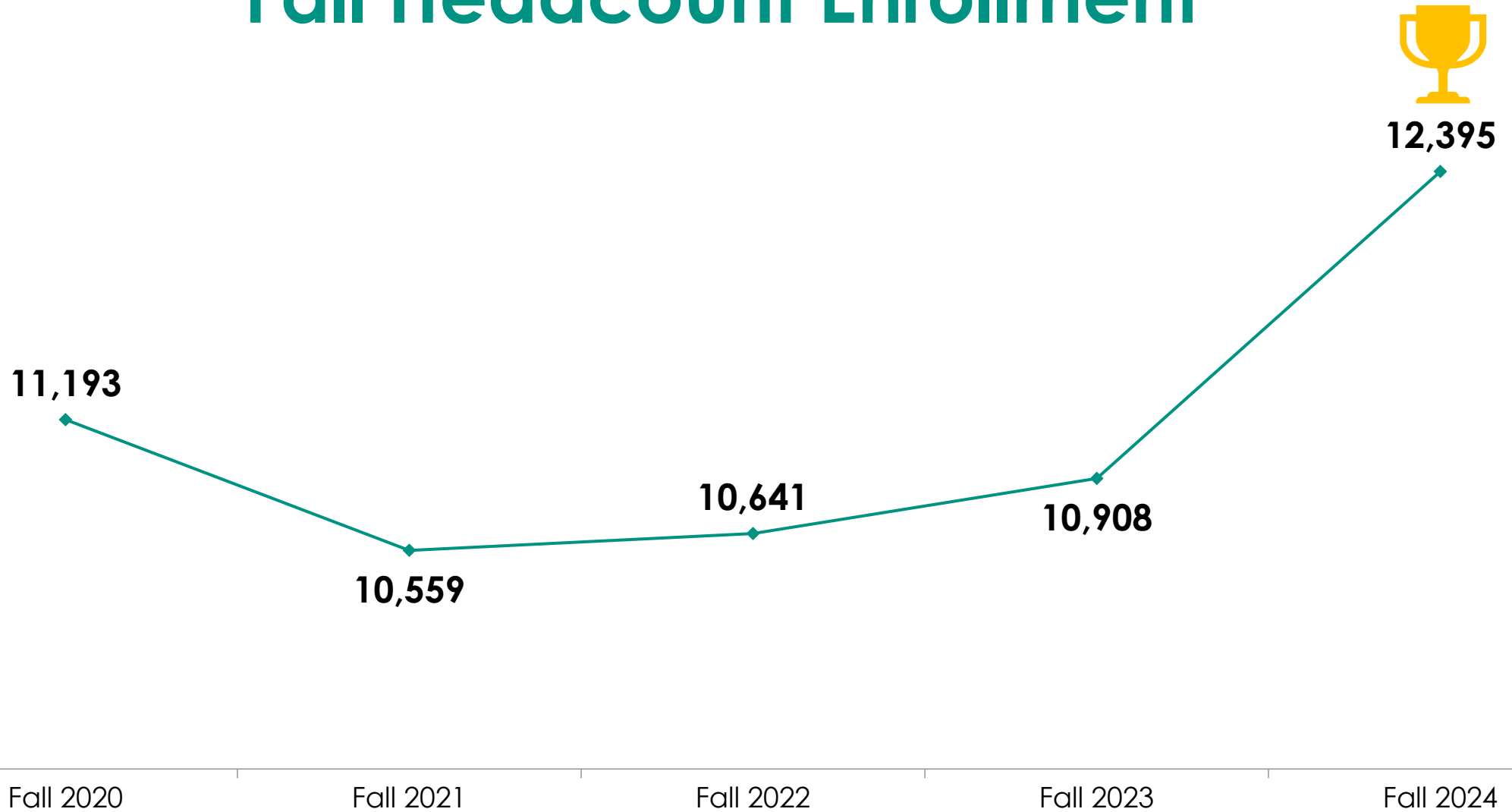
Gender




- Female
- Male



Fall Headcount Enrollment



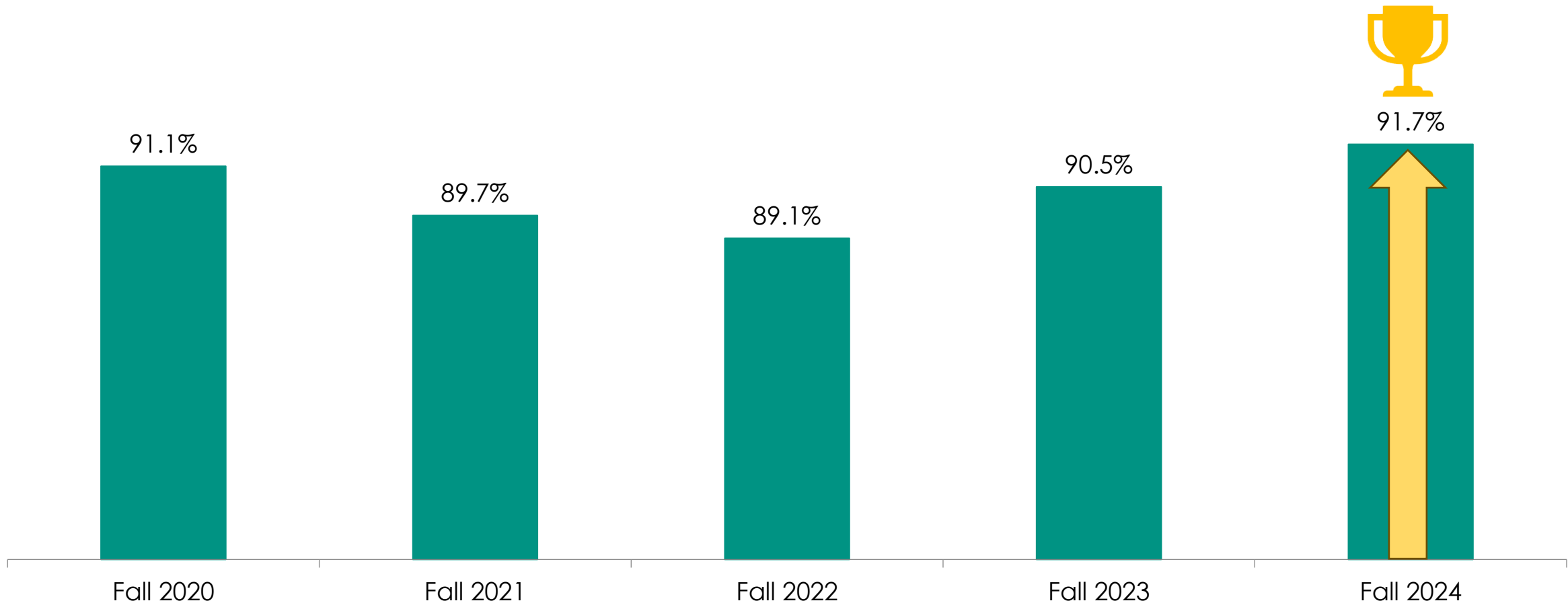
Enrollment by Learner Type (All Parts of Term)

Learner Type	Fall 2023	Fall 2024	% change
FTIC	2,332	2,466	+5.7%
Transfer	708	814	+15.0%
Dual Credit 	2,759	3,007	+9.0%
Continuing	5,117	6,108	+19.4%
Total	10,908	12,395	+13.6%



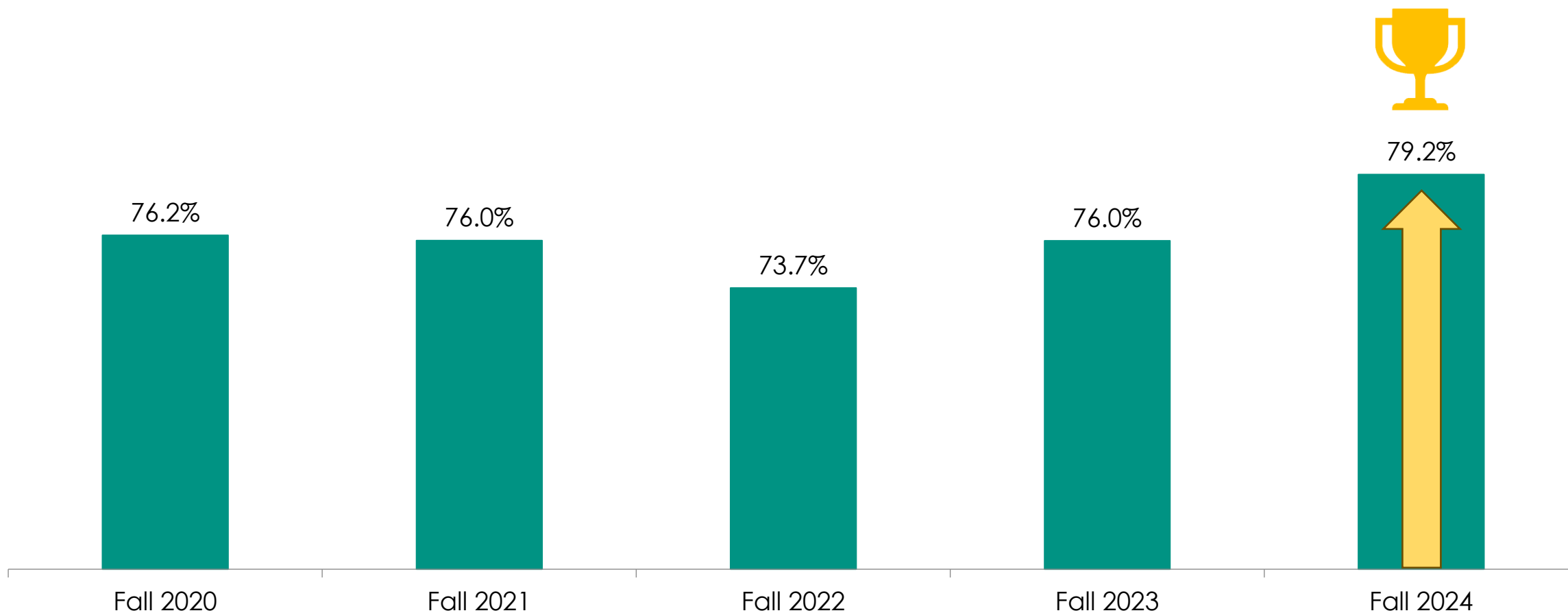


Course Completion Rates – Fall Terms



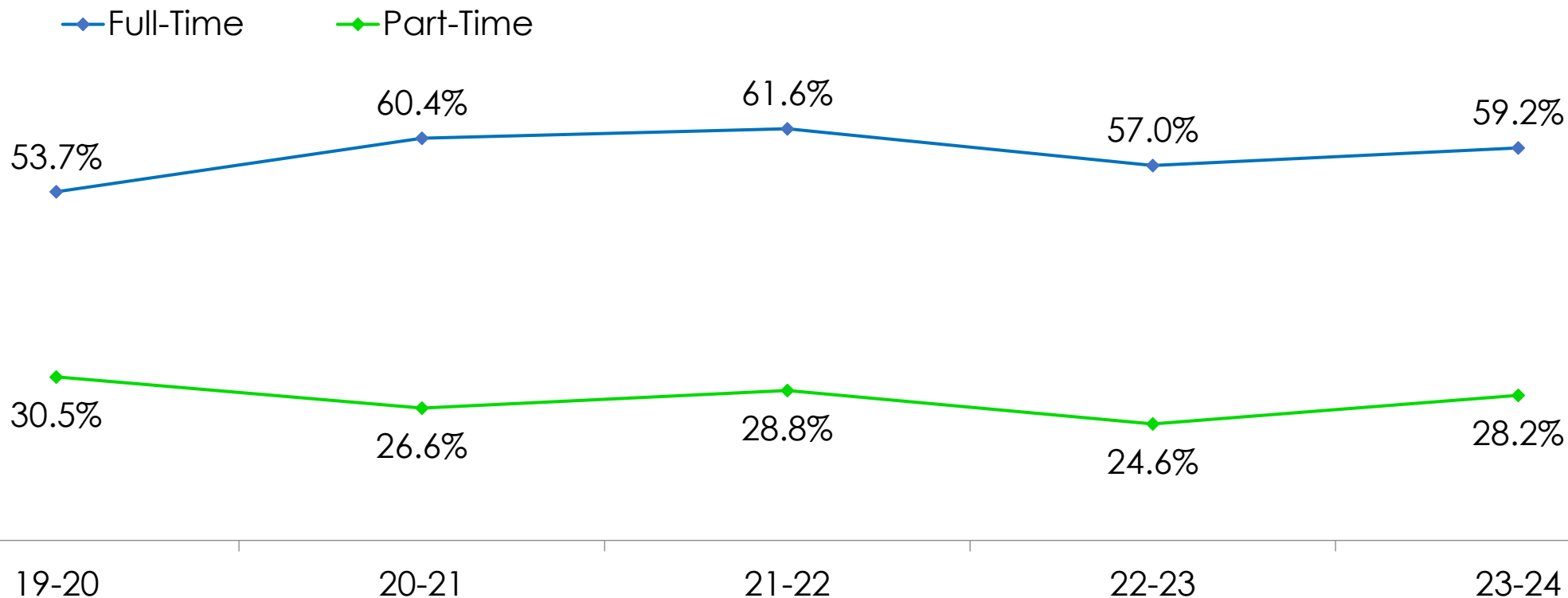


Productive Grade Rates – Fall Terms





Freshmen Persistence Rates: Fall-to-Fall

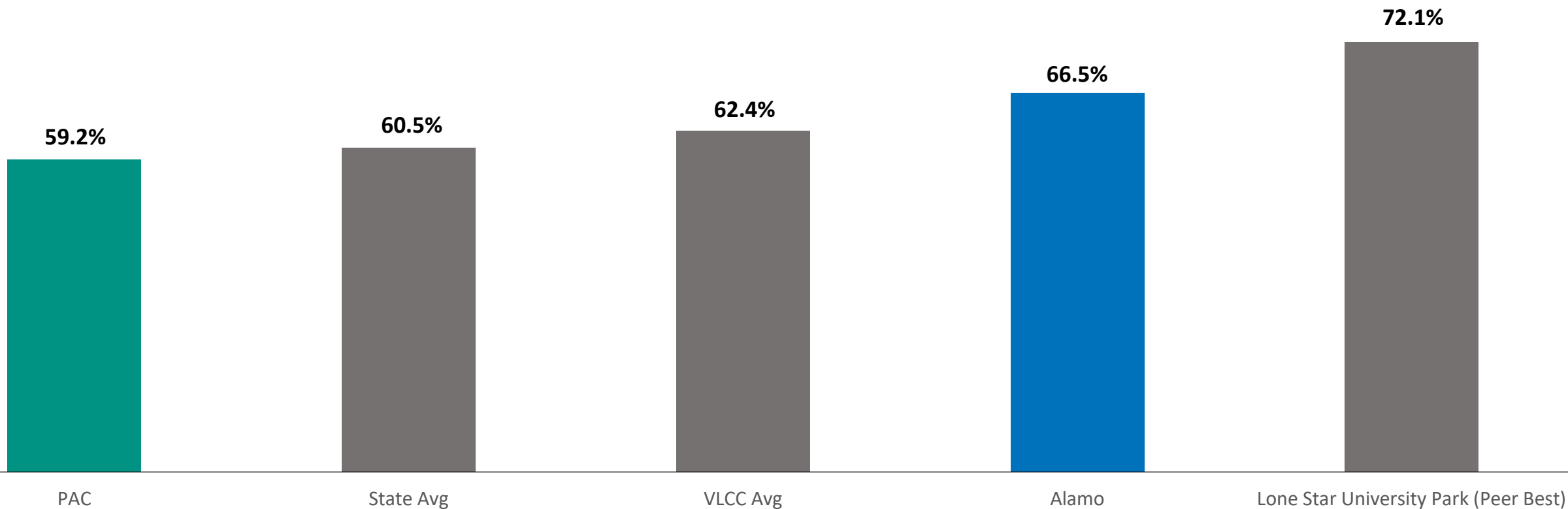


	19-20		20-21		21-22		22-23		23-24	
	FTIC	Persisted	FTIC	Persisted	FTIC	Persisted	FTIC	Persisted	FTIC	Persisted
FT	948	507	741	447	583	358	821	466	919	540
PT	819	248	1,304	344	1,199	341	1,335	326	1,413	393





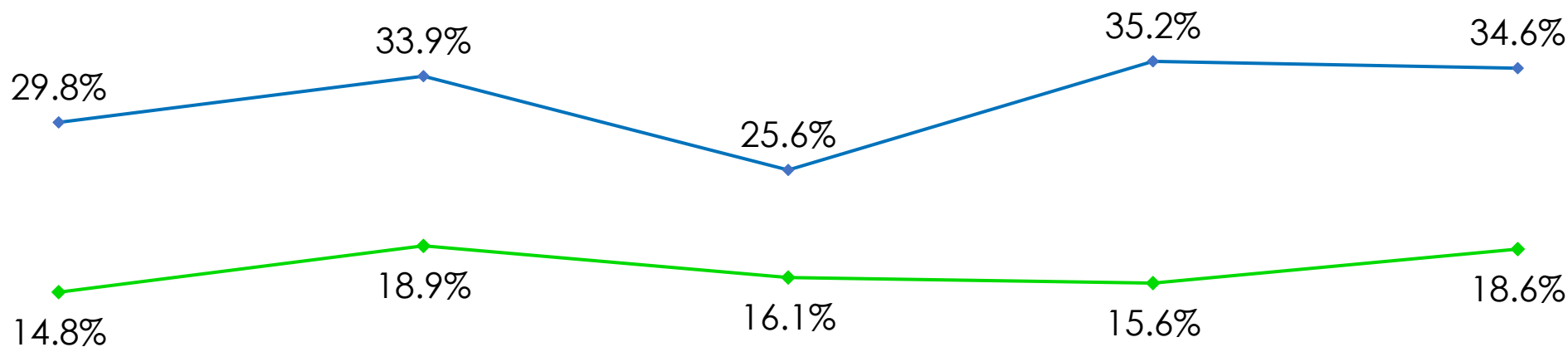
Full-Time Freshmen Comparative Persistence Rates





3-Year Freshmen Graduation Rates

◆ Full-Time ◆ Part-Time

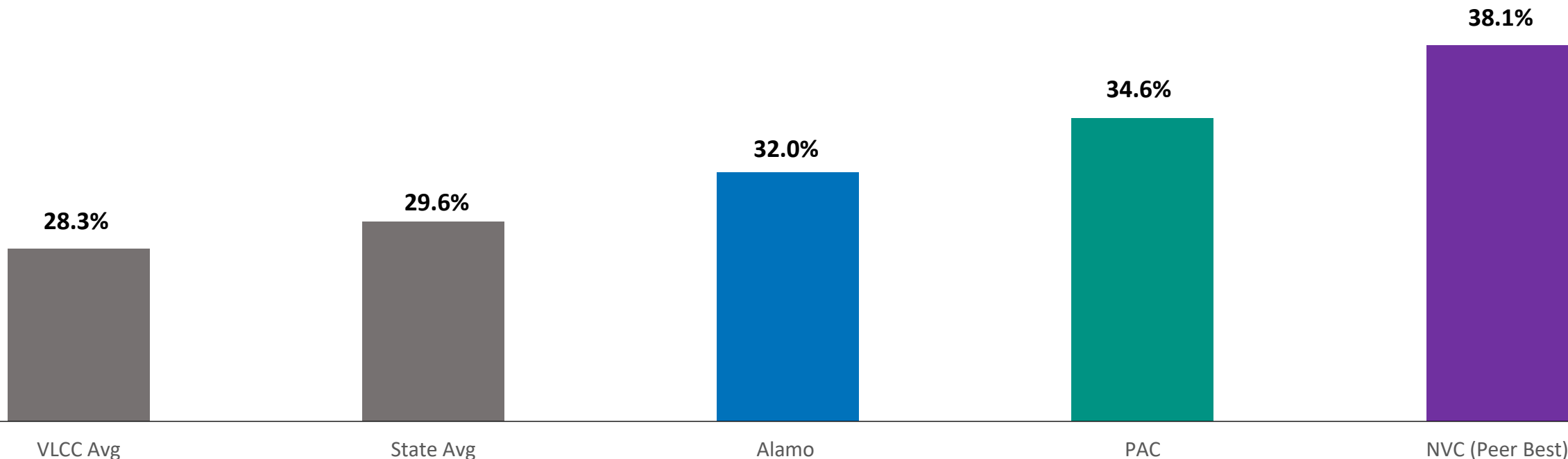


	2017		2018		2019		2020		2021	
	FTIC	Grads	FTIC	Grads	FTIC	Grads	FTIC	Grads	FTIC	Grads
FT	670	200	713	242	948	243	742	261	583	202
PT	986	146	832	157	819	132	1,304	203	1,199	223

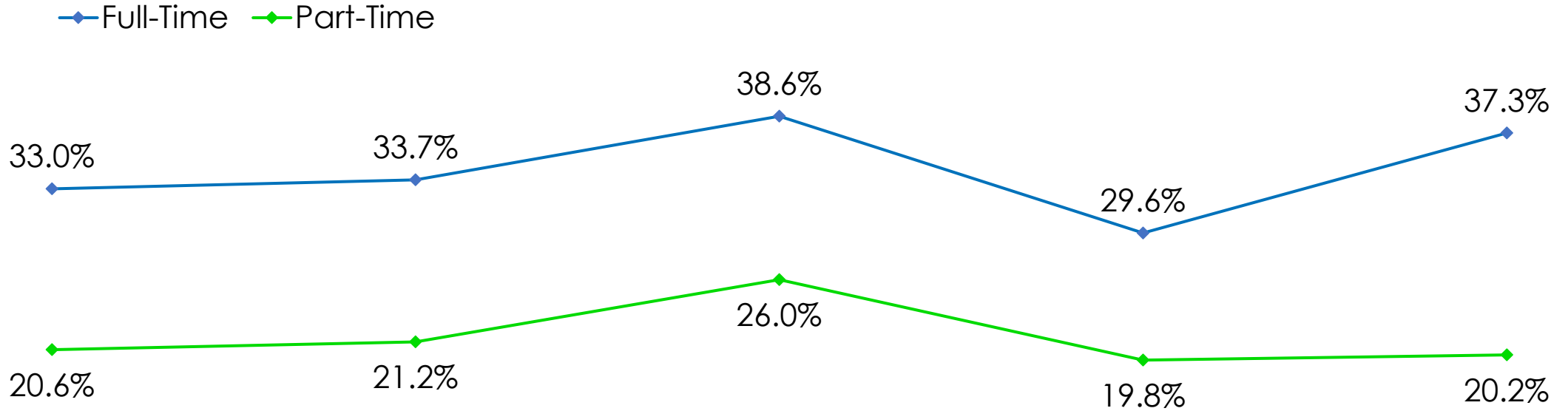




3-Year Freshmen Comparative Graduation Rates



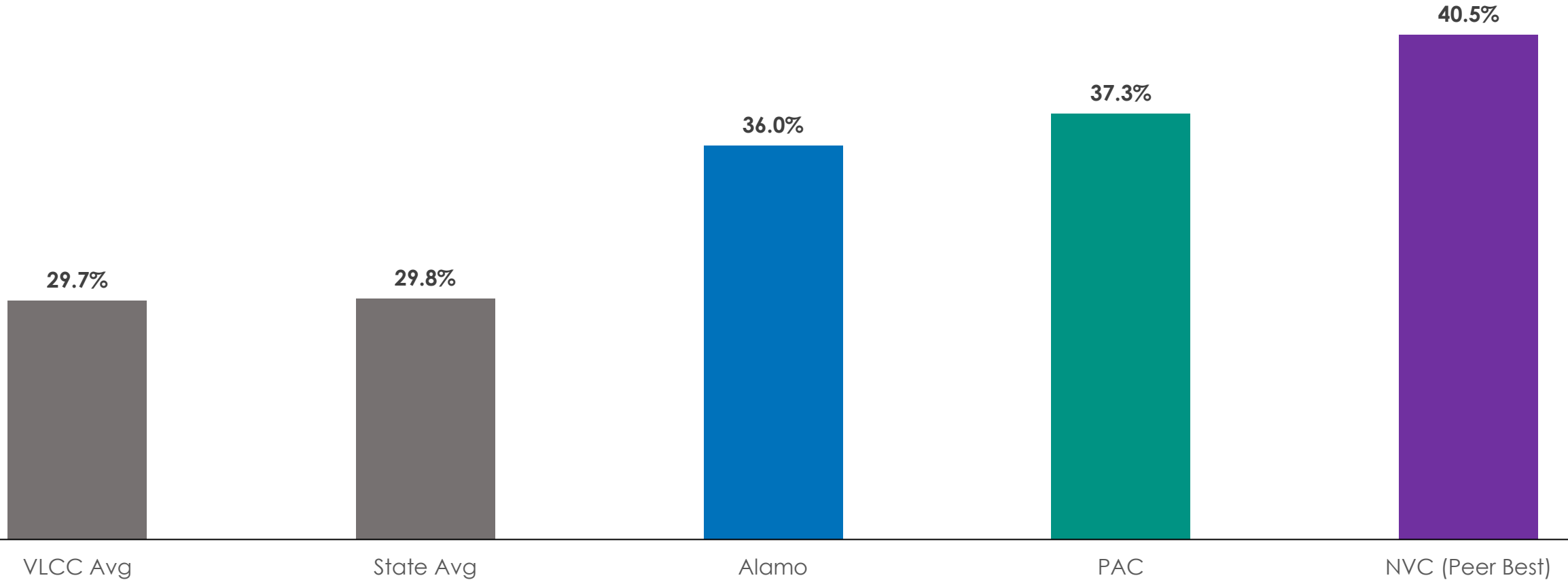
4-Year Freshman Graduation Rates



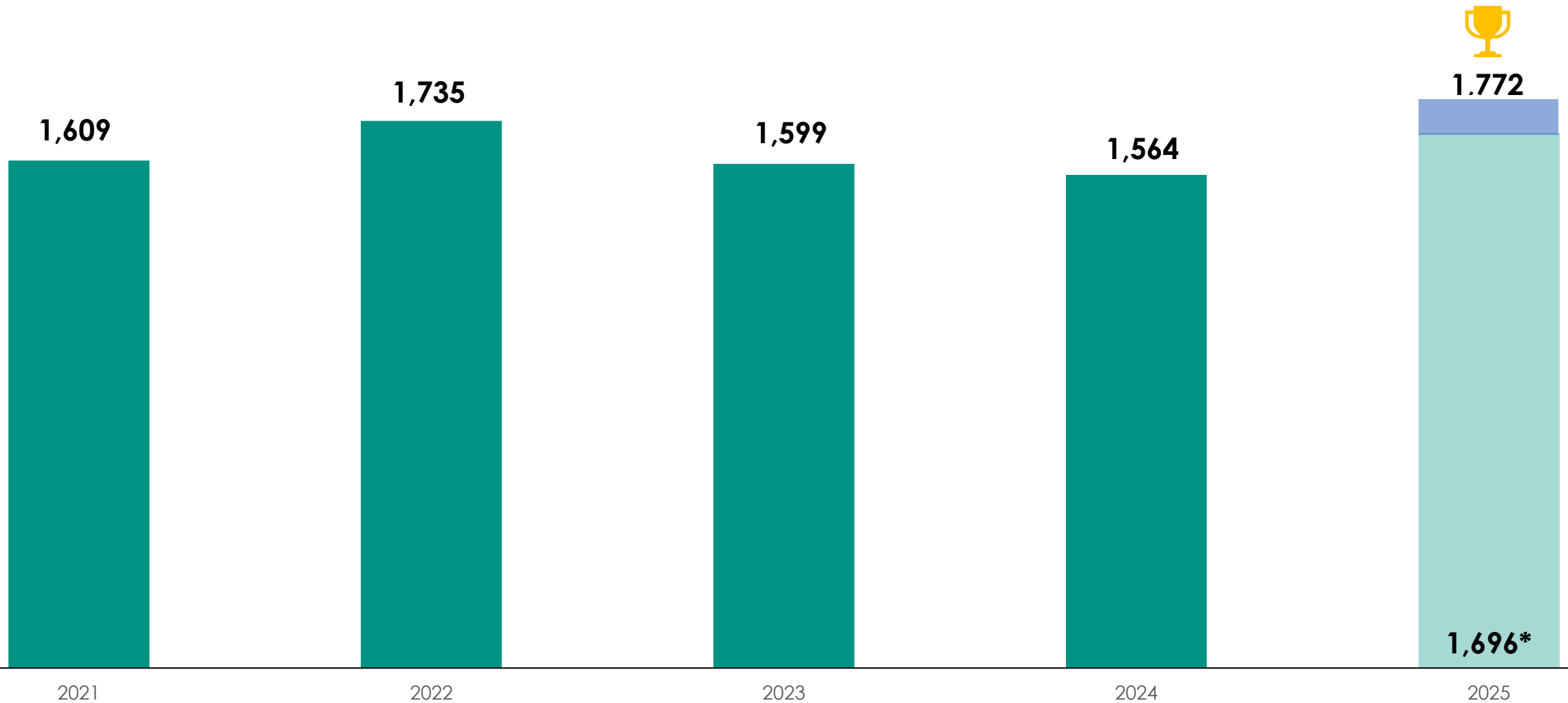
	2016		2017		2018		2019		2020	
	FTIC	Grads	FTIC	Grads	FTIC	Grads	FTIC	Grads	FTIC	Grads
FT	494	163	670	226	713	275	948	281	742	277
PT	880	181	986	209	832	216	819	162	1,304	264



4-Year Freshman Comparative Graduation Rates



Degrees and Certificates Awarded



* Target Data for FY 2025

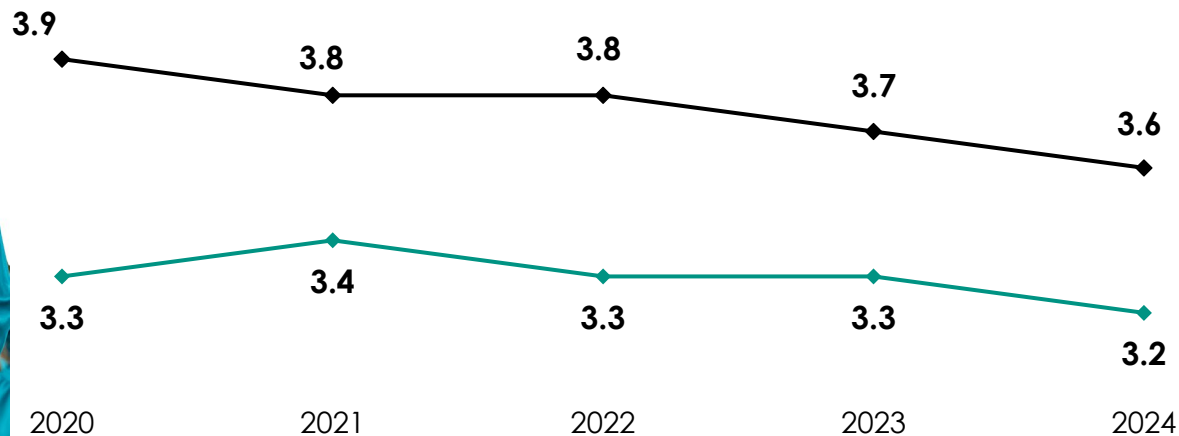


Graduates as a % of Full Time Equivalent Enrollment

Institution	Percentage				
	2020	2021	2022	2023	2024
PAC	43.7%	42.0%	48.1%	42.4%	37.6%
Alamo	37.4%	39.1%	40.5%	36.8%	34.9%
Peer Group Average	30.8%	34.2%	34.9%	34.8%	35.2%
State Average	32.2%	36.2%	37.0%	37.5%	38.2%



Average Time to Associate Degree



3.6
YEARS



3.2
YEARS



Average SCH to Associate Degree



81 80 79 78 78



71 72 71 68 67

PAC Native Learners

62 61 62 60 60

2020 2021 2022 2023 2024



2024

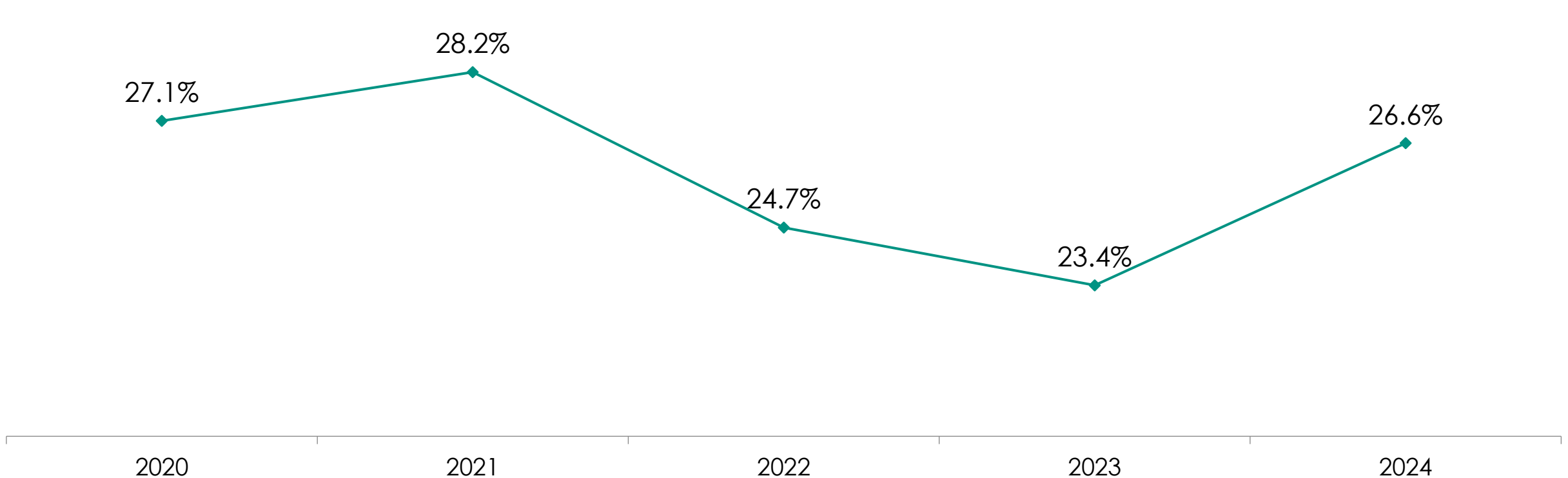
60 

Average Semester Credit Hours to **Associate Degree** for PAC Native Learners





Freshmen 6-Year Transfer Rates



Where PAC Learners Transfer (AY '24)

1. Texas A&M University – San Antonio (600)



2. University of Texas – San Antonio (472)



3. Texas Tech University – Lubbock (157)



4. Western Governors University (152)



5. University of the Incarnate Word (141)



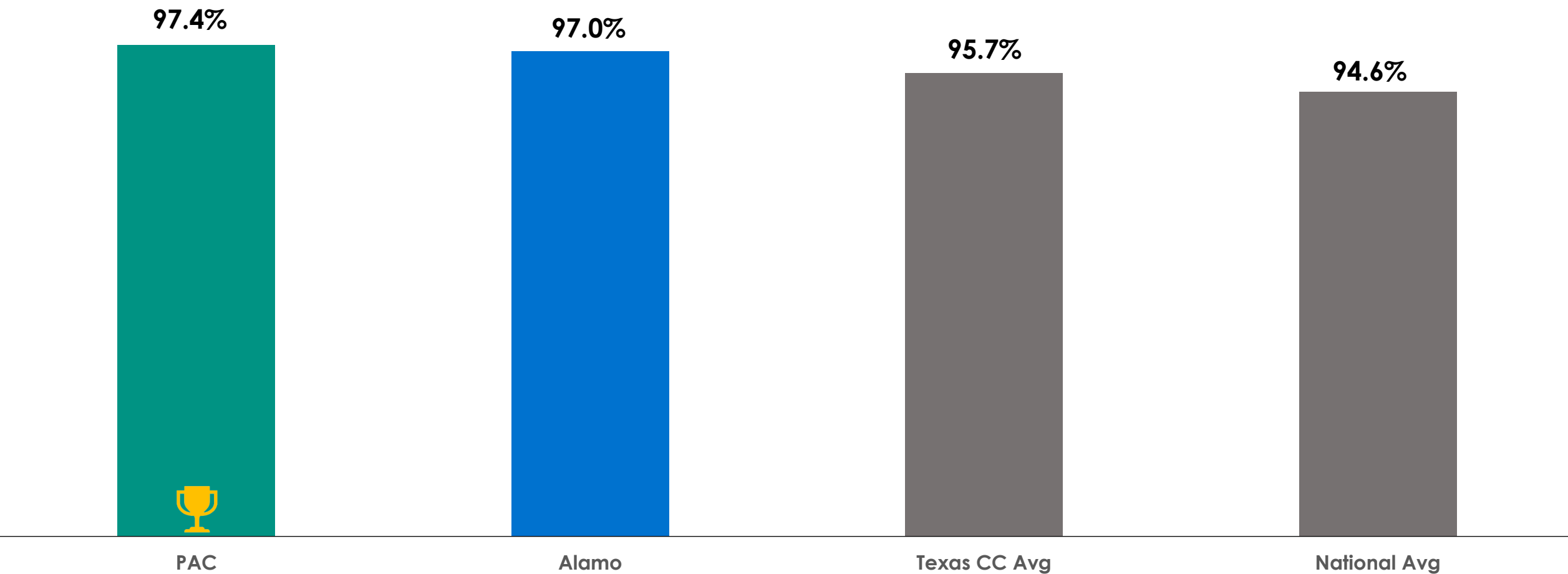
Graduation Rates of Transfer Learners

Institution	Transfer Cohort				
	2018	2019	2020	2021	2022
PAC	62.4%	64.5%	64.2%	66.7%	61.8%
Alamo	65.6%	67.6%	67.4%	67.6%	66.3%
Texas Peer Group Average	61.4%	62.1%	62.2%	63.8%	64.5%
State Average	62.2%	63.8%	63.6%	65.1%	65.2%

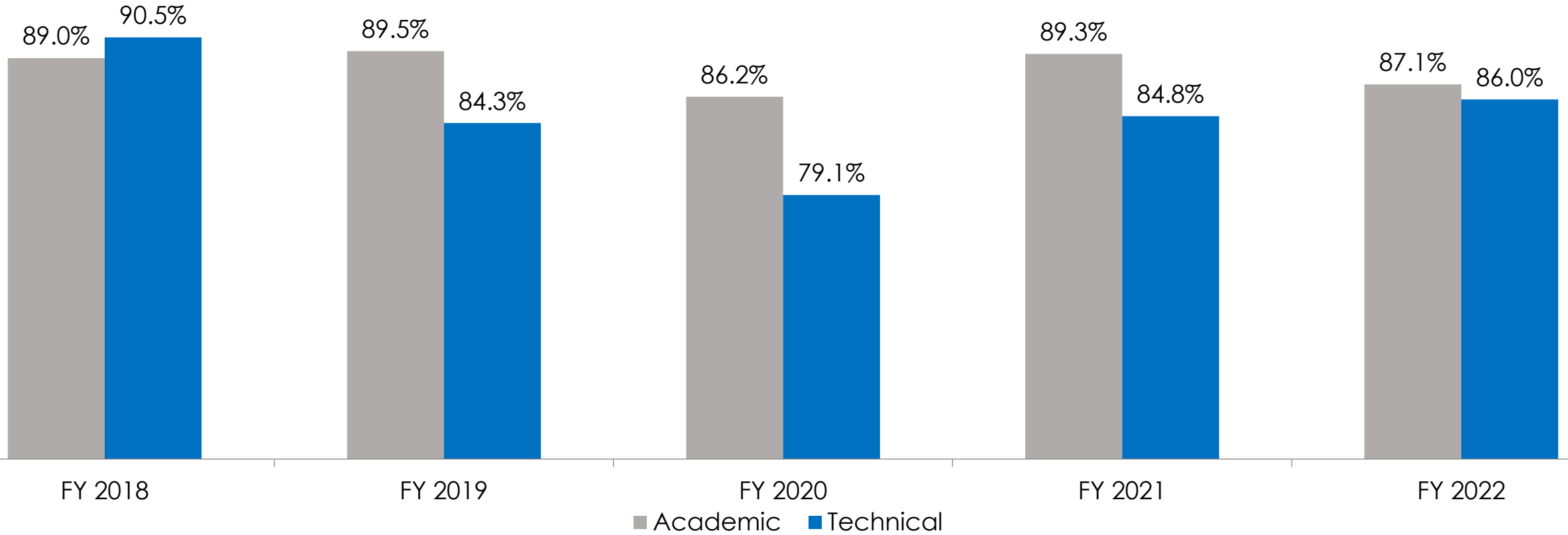




Would you recommend this College to a Friend or Family Member?



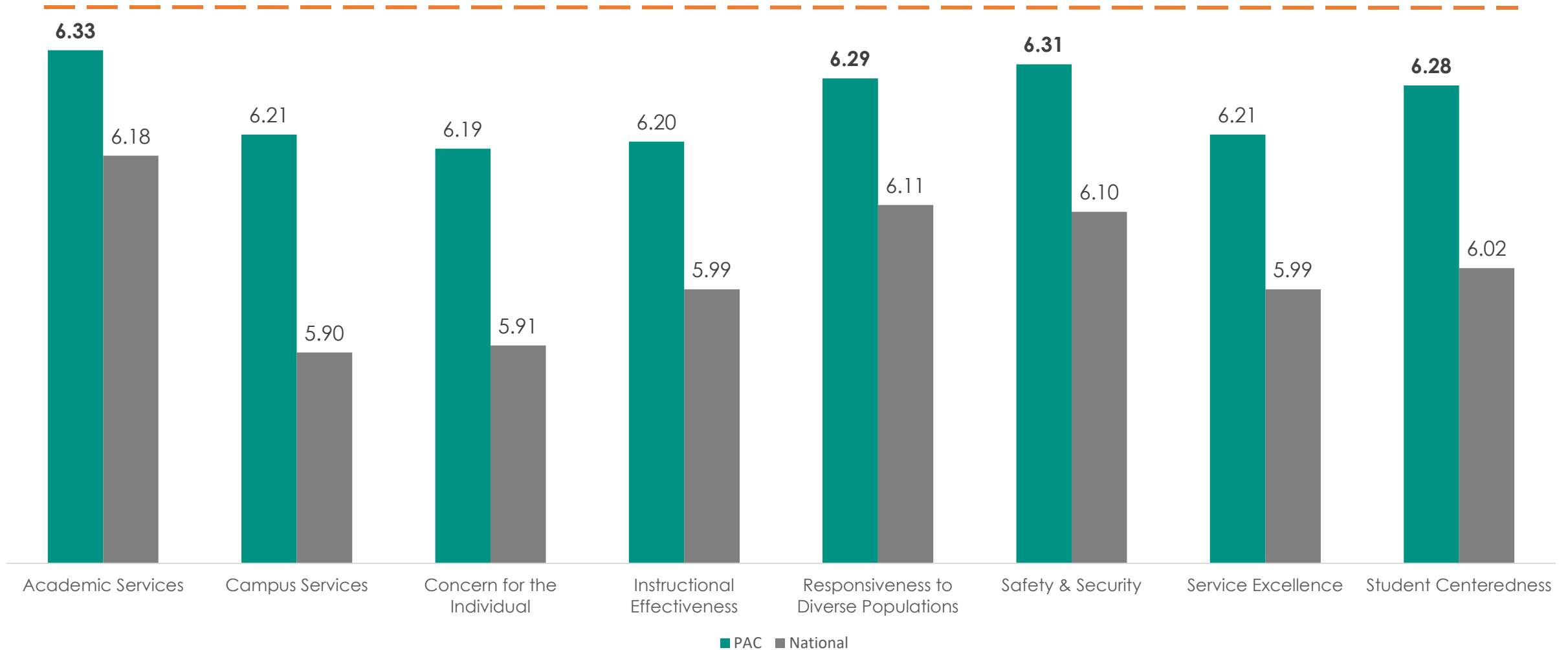
Learners Employed and/or Enrolled Within 6 Months of Graduation





Noel Levitz Results – Spring 2024 | Learner Satisfaction Scores

Maximum Score: 7



Highlights & Accomplishments





Bachelor of Applied Technology (BAT) in Operations Management – Growth & Pathway Partnerships

- **Increased enrollment to 618** in Spring 2025
- 22 graduates crossed the stage in May 2025
- 50+ graduates projected for Fall 2025
- **92% program persistence**
- BAT to MBA pathway partnership with Texas A&M University - San Antonio

PAC AMT Program and TX FAME: Successful First Cohort and Program Expansion

- TX FAME Partnership with Toyota Manufacturing
- First cohort of TX FAME Advanced Manufacturing Technology (AMT) students graduated in Spring 2025
- **90% program persistence**
- In Fall 2025, PAC will welcome a new cohort of TX FAME students and two additional (non-TX FAME) cohorts of AMT students

Microsoft Datacenter Academy

- PAC is an Official Microsoft Datacenter Academy, **1 of 13 in North America** and **1 of 2 within Alamo Colleges**
- Partnership with Microsoft has brought equipment donations, scholarships, internships, jobs, and an initial gift of \$50,000
- Three PAC students selected for highly competitive Microsoft Datacenter internships
- **Two of these three students are now employed by Microsoft with salaries over \$80,000**

Highlights & Accomplishments



PAC Dental Hygiene Program

- 28 out of 30 students from the inaugural cohort completed their AAS degree; all passed their clinical exam on the first attempt
- 26 students passed their Joint Commission on National Dental Hygiene Board (Written Exam) on their first attempt in May
- **Students saw a collective 914 patients from the community, completing in-kind services in the amount of \$946,500**
- Partnering with San Antonio College to expand our Dental Hygiene Program using their Dental Assisting Program facilities
- Working with the Commission on Dental Accreditation (CODA) to expand future cohort sizes



PAC Nursing Program

- Launched inaugural cohort in Flex II of Fall 2024
- Achieved Accreditation Commission for Education in Nursing (ACEN) Candidacy Status; site visit in October 2025
- The second cohort of 30 nursing students will start in Fall 2025
- Introduced the **PAC Golden Ticket initiative through which PAC provides acceptance to 7 future nursing students from the 7 school districts of the south side of San Antonio**



Questions?



ALAMO COLLEGES DISTRICT
Palo Alto College



ALAMO COLLEGES DISTRICT



Appendices



Course Completion Rates by Subgroup

Demographic	Fall 2020	Fall 2021	Fall 2022	Fall 2023	Fall 2024
Asian	90.80%	91.53%	89.81%	94.21%	93.98%
African American	87.89%	86.13%	85.93%	91.80%	90.51%
Hispanic	90.82%	89.52%	88.94%	90.12%	91.56%
White	93.07%	91.94%	90.46%	92.82%	92.80%
Other	94.36%	89.82%	92.39%	90.98%	91.49%
Female	91.94%	90.27%	89.43%	90.55%	92.23%
Male	89.64%	88.73%	88.44%	90.52%	90.70%
Non-Vet	90.95%	89.70%	88.93%	90.43%	91.60%
Vet	93.28%	89.54%	93.00%	93.87%	93.71%
Adult Learner	91.45%	89.50%	88.15%	90.87%	92.34%
Non-Adult Learner	91.00%	89.74%	89.25%	90.46%	90.85%
Acad. Disadvantaged	87.81%	86.45%	84.26%	86.42%	88.97%
Non-Acad. Disadvantaged	91.86%	90.61%	90.69%	92.03%	91.95%
First Gen	90.52%	89.04%	88.36%	89.10%	90.93%
Non-First Gen	93.00%	89.64%	90.19%	92.07%	91.47%
Unknown	90.69%	90.27%	89.07%	91.61%	91.49%
Parent	90.73%	89.26%	87.30%	89.76%	91.56%
Non-Parent	91.13%	89.78%	89.41%	90.68%	91.12%
Econ. Disadvantaged	90.70%	88.98%	87.08%	89.13%	90.80%
Non-Econ. Disadvantaged	91.35%	91.15%	90.95%	91.88%	91.74%
Overall	91.08%	89.69%	89.05%	90.54%	91.66%



Productive Grade Rates by Equity Subgroup

Demographic	Fall 2020	Fall 2021	Fall 2022	Fall 2023	Fall 2024
Asian	83.44%	83.62%	81.07%	84.30%	83.95%
African American	73.84%	70.14%	66.82%	73.23%	76.35%
Hispanic	75.08%	75.05%	72.97%	75.05%	78.66%
White	82.77%	83.05%	79.82%	85.52%	84.23%
Other	82.74%	79.64%	80.66%	81.35%	80.53%
Female	77.86%	76.91%	74.40%	76.62%	80.01%
Male	73.49%	74.44%	72.60%	74.97%	77.96%
Non-Vet	76.05%	76.05%	73.52%	75.79%	79.19%
Vet	79.34%	75.02%	79.28%	81.88%	81.24%
Adult Learner	81.78%	79.74%	76.00%	78.83%	82.10%
Non-Adult Learner	74.99%	75.05%	73.16%	75.34%	76.48%
Acad. Disadvantaged	65.97%	68.20%	62.08%	64.96%	71.00%
Non-Acad. Disadvantaged	78.67%	78.19%	77.64%	79.96%	80.07%
First Gen	75.93%	75.37%	72.01%	72.87%	76.64%
Non-First Gen	81.29%	77.27%	77.30%	78.38%	79.67%
Unknown	74.27%	75.86%	73.36%	79.08%	78.13%
Parent	78.33%	77.40%	71.97%	74.91%	78.71%
Non-Parent	75.95%	75.72%	74.03%	76.17%	77.58%
Econ. Disadvantaged	75.51%	75.11%	69.74%	72.03%	76.88%
Non-Econ. Disadvantaged	76.76%	77.78%	77.48%	79.74%	79.02%
Overall	76.24%	75.99%	73.68%	75.97%	79.25%

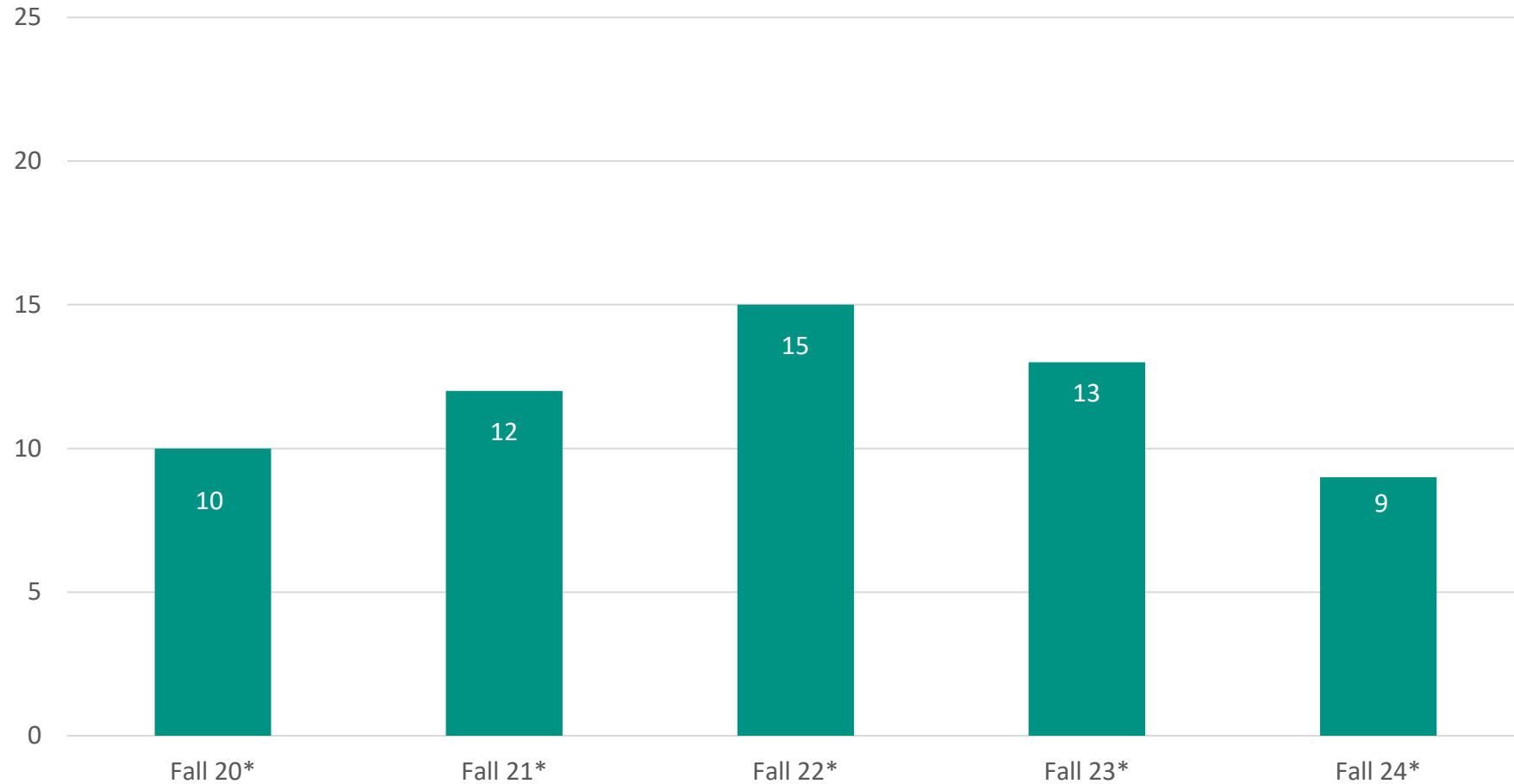


Fall to Fall Persistence Rates by Subgroup

Demographic	Fall 2019 to Fall 2020			Fall 2020 to Fall 2021			Fall 2021 to Fall 2022			Fall 2022 to Fall 2023			Fall 2023 to Fall 2024		
	FT	PT	TH	FT	PT	TH	FT	PT	TH	FT	PT	TH	FT	PT	TH
Male	44.7%	23.8%	35.2%	56.1%	25.0%	34.5%	66.0%	26.3%	38.0%	54.5%	23.8%	35.1%	58.7%	24.7%	36.9%
Female	60.0%	34.4%	48.0%	63.8%	27.9%	42.3%	60.0%	30.7%	40.9%	59.0%	25.2%	38.4%	59.6%	30.8%	42.8%
Vet	56.3%	20.0%	34.1%	75.0%	11.1%	19.4%	60.0%	32.0%	36.7%	100.0%	19.2%	30.0%	85.7%	20.7%	33.3%
Non-Vet	54.0%	30.8%	43.3%	61.0%	26.9%	39.3%	62.2%	28.8%	39.8%	57.1%	24.7%	37.2%	59.1%	28.3%	40.6%
Pell	53.9%	30.9%	44.0%	61.5%	28.5%	41.8%	61.0%	29.6%	41.5%	55.6%	26.6%	38.8%	58.6%	30.3%	42.3%
Non-Pell	54.4%	29.8%	41.0%	60.3%	24.3%	35.3%	65.4%	27.8%	36.7%	61.9%	21.3%	33.6%	61.3%	23.7%	36.1%
African American	50.0%	16.3%	27.0%	71.4%	20.4%	26.0%	60.0%	17.4%	23.4%	44.0%	16.7%	21.3%	42.1%	23.5%	26.5%
Asian	100.0%	50.0%	80.0%	33.3%	0.0%	8.3%	50.0%	4.8%	8.7%	100.0%	20.0%	27.3%	66.7%	16.7%	23.8%
Hispanic	54.2%	32.9%	44.9%	60.9%	28.1%	41.3%	62.1%	29.6%	41.3%	58.0%	26.0%	39.1%	58.9%	29.1%	41.7%
White	52.4%	20.4%	33.8%	62.3%	23.9%	34.4%	66.7%	32.6%	40.9%	54.8%	22.0%	31.2%	69.8%	25.8%	38.8%
Other	50.0%	40.0%	43.3%	0.0%	23.8%	22.7%	42.9%	45.0%	44.4%	41.7%	14.3%	24.2%	50.0%	28.6%	35.5%
Adult Learner	56.3%	31.3%	37.5%	61.9%	25.5%	31.3%	62.1%	28.7%	34.5%	50.0%	31.1%	34.0%	65.6%	29.6%	34.9%
Non-Adult Learner	54.0%	30.4%	43.6%	61.0%	26.7%	39.6%	62.2%	28.9%	40.3%	57.6%	23.7%	37.4%	59.0%	27.9%	41.0%
Acad. Disadvantaged	N/A	N/A	N/A	59.7%	25.6%	38.3%	62.4%	28.7%	41.0%	53.5%	23.6%	36.2%	57.2%	26.2%	40.3%
Non-Acad. Disadvantaged	N/A	N/A	N/A	62.4%	27.4%	39.7%	61.8%	29.0%	38.2%	62.0%	25.6%	38.0%	62.6%	30.0%	40.7%
First Gen	54.0%	30.5%	43.3%	63.9%	28.6%	42.3%	62.6%	27.1%	39.6%	54.0%	25.7%	35.4%	57.1%	27.3%	39.8%
Non-First Gen	54.8%	34.0%	44.0%	63.5%	24.2%	37.0%	60.0%	26.2%	34.4%	66.0%	26.4%	36.4%	66.0%	29.0%	42.2%
Unknown	53.9%	29.1%	42.6%	57.3%	26.3%	37.4%	62.7%	32.8%	43.5%	57.2%	23.0%	38.4%	52.6%	31.1%	38.8%
Parent	N/A	N/A	N/A	30.0%	11.9%	16.1%	60.4%	26.0%	35.2%	48.6%	25.3%	31.3%	54.3%	30.2%	36.2%
Non-Parent	N/A	N/A	N/A	61.9%	27.4%	40.1%	62.3%	29.2%	40.3%	58.1%	24.5%	37.9%	59.7%	27.8%	41.0%
Econ. Disadvantaged	N/A	N/A	N/A	61.8%	28.7%	41.9%	61.9%	30.9%	42.5%	55.4%	26.2%	38.5%	58.7%	29.9%	42.2%
Non-Econ. Disadvantaged	N/A	N/A	N/A	59.2%	23.3%	33.7%	66.7%	21.9%	26.4%	65.0%	21.4%	33.2%	61.7%	24.1%	35.5%



Number of High-Challenge Courses



* Terms do not include Corequisite Lab courses



High-Challenge Courses

- BIOL 2401
- BUSG 2309
- CHEM 1411
- INRW 0420
- MATH 0410, 1314, 2412
- SPCH 1311, 1315

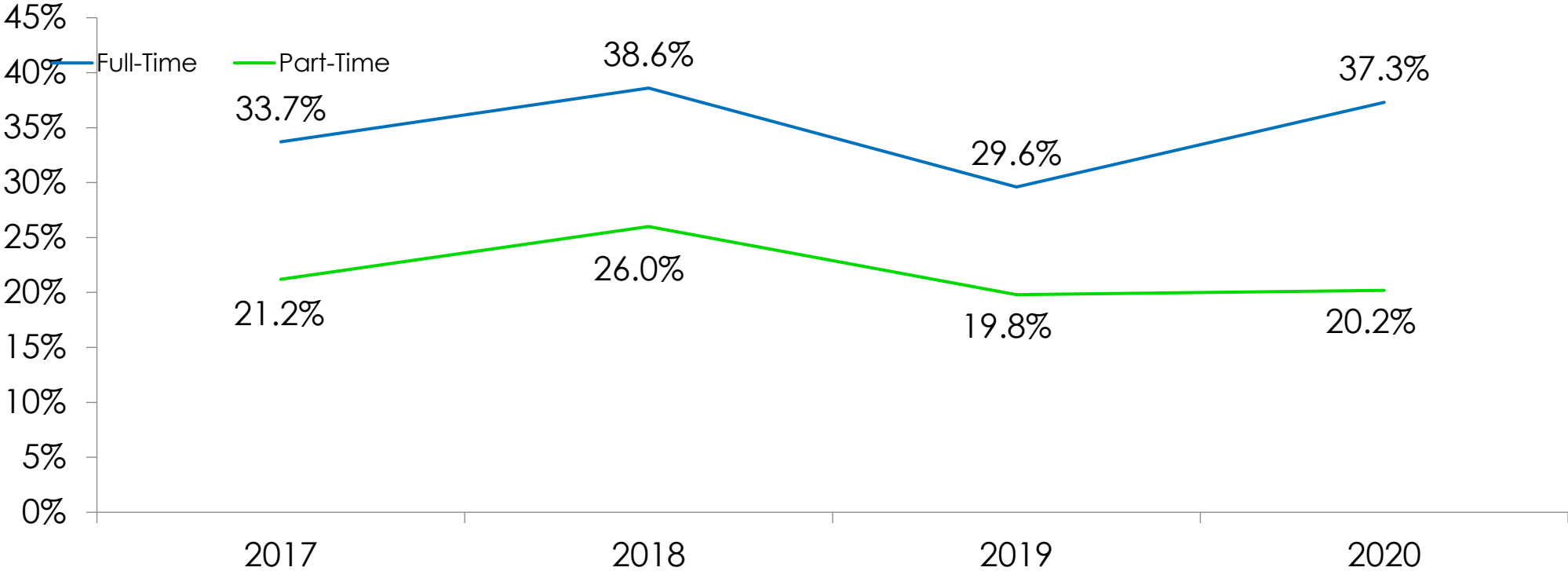


3-Year Graduation Rates by Equity Subgroup

Demographic	Fall 2017 Cohort			Fall 2018 Cohort			Fall 2019 Cohort			Fall 2020 Cohort			Fall 2021 Cohort		
	FT	PT	TH	FT	PT	TH	FT	PT	TH	FT	PT	TH	FT	PT	TH
Male	22.7%	13.7%	17.1%	29.2%	13.0%	20.3%	17.4%	12.1%	15.0%	27.4%	15.7%	19.3%	32.9%	18.6%	22.8%
Female	34.9%	15.6%	23.7%	36.8%	22.6%	29.2%	31.6%	18.5%	25.4%	38.9%	15.4%	24.9%	35.1%	18.6%	24.4%
Vet	45.5%	11.1%	30.0%	22.2%	36.8%	32.1%	31.3%	32.0%	31.7%	75.0%	22.2%	29.0%	40.0%	24.0%	26.7%
Non-Vet	29.9%	14.8%	20.9%	34.1%	18.5%	25.7%	26.0%	15.6%	21.2%	34.6%	15.4%	22.4%	34.3%	18.5%	53.7%
Pell	29.1%	15.1%	20.8%	34.1%	20.2%	27.2%	25.4%	15.3%	21.1%	35.3%	14.6%	23.0%	32.8%	18.2%	23.7%
Non-Pell	32.8%	14.1%	21.6%	33.5%	16.7%	22.8%	28.0%	17.6%	22.3%	34.0%	16.6%	21.9%	38.4%	19.1%	23.8%
African American	0.0%	13.8%	11.4%	29.4%	12.1%	18.0%	25.0%	7.0%	12.7%	50.0%	15.8%	19.5%	26.7%	8.6%	11.1%
Asian	50.0%	0.0%	33.3%	33.3%	25.0%	28.6%	66.7%	50.0%	60.0%	33.3%	22.2%	25.0%	50.0%	19.0%	21.7%
Hispanic	30.6%	13.3%	20.4%	33.7%	17.9%	25.3%	27.0%	15.5%	22.0%	34.5%	15.2%	23.0%	34.4%	19.1%	24.6%
White	34.3%	25.5%	29.1%	34.3%	28.6%	31.3%	14.6%	21.7%	18.8%	35.2%	16.7%	21.8%	36.2%	19.3%	23.4%
Other	5.9%	27.8%	17.1%	55.6%	25.0%	36.0%	30.0%	20.0%	23.3%	0.0%	18.2%	17.4%	28.6%	35.0%	33.3%
Adult Learner	35.0%	16.3%	20.0%	36.8%	25.3%	27.3%	34.4%	26.0%	28.1%	36.4%	19.1%	22.0%	27.6%	20.4%	21.7%
Non-Adult Learner	30.0%	14.7%	21.1%	33.9%	18.1%	25.7%	26.2%	14.9%	21.2%	35.5%	15.4%	22.9%	34.7%	18.4%	23.9%
Acad. Disadvantaged	N/A	N/A	N/A	N/A	N/A	N/A	N/A	N/A	N/A	28.5%	14.3%	19.6%	29.1%	16.4%	21.1%
Non-Acad. Disadvantaged	N/A	N/A	N/A	N/A	N/A	N/A	N/A	N/A	N/A	42.4%	17.0%	25.9%	42.5%	20.9%	26.9%
First Gen	33.6%	14.4%	22.3%	37.6%	20.7%	28.3%	26.6%	17.0%	22.3%	38.8%	16.0%	24.9%	32.0%	18.5%	23.2%
Non-First Gen	36.0%	23.3%	28.8%	35.5%	21.5%	27.5%	29.9%	25.0%	27.4%	38.8%	19.0%	25.5%	44.4%	19.9%	26.0%
Unknown	23.4%	12.2%	16.5%	29.4%	15.3%	22.1%	25.3%	12.1%	19.3%	30.8%	13.6%	19.8%	32.1%	17.6%	22.8%
Parent	N/A	N/A	N/A	N/A	N/A	N/A	N/A	N/A	N/A	33.3%	10.3%	15.7%	34.0%	19.7%	23.5%
Non-Parent	N/A	N/A	N/A	N/A	N/A	N/A	N/A	N/A	N/A	35.6%	16.0%	23.2%	34.3%	18.4%	23.8%
Econ. Disadvantaged	N/A	N/A	N/A	N/A	N/A	N/A	N/A	N/A	N/A	36.0%	14.7%	23.3%	34.4%	21.0%	26.0%
Non-Econ. Disadvantaged	N/A	N/A	N/A	N/A	N/A	N/A	N/A	N/A	N/A	34.3%	17.3%	22.2%	32.3%	10.3%	12.5%



4-Year FTIC Graduation Rates

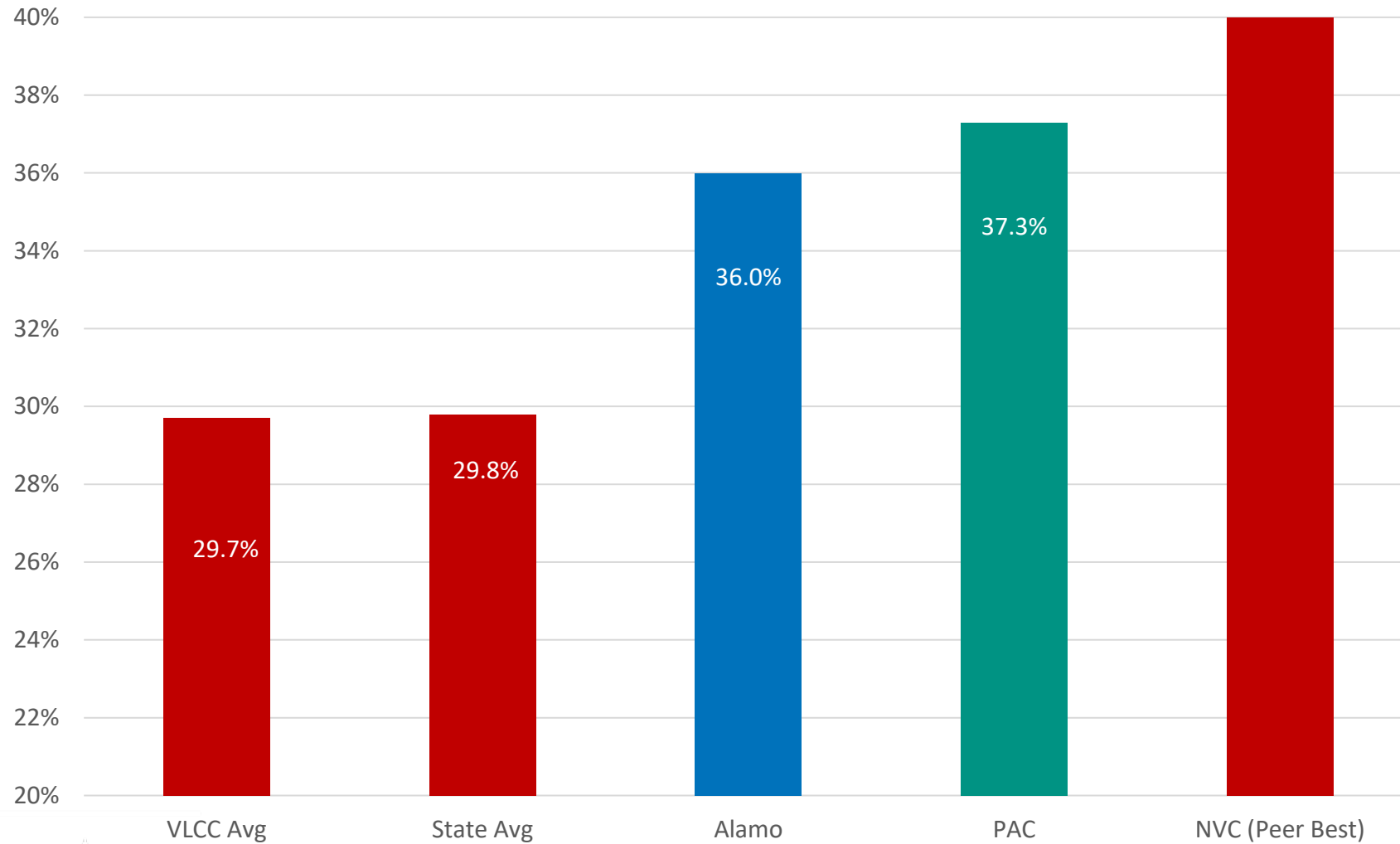


	2017		2018		2019		2020	
	FTIC	Grads	FTIC	Grads	FTIC	Grads	FTIC	Grads
FT	670	226	713	275	948	281	742	277
PT	986	209	832	216	819	162	1,304	264

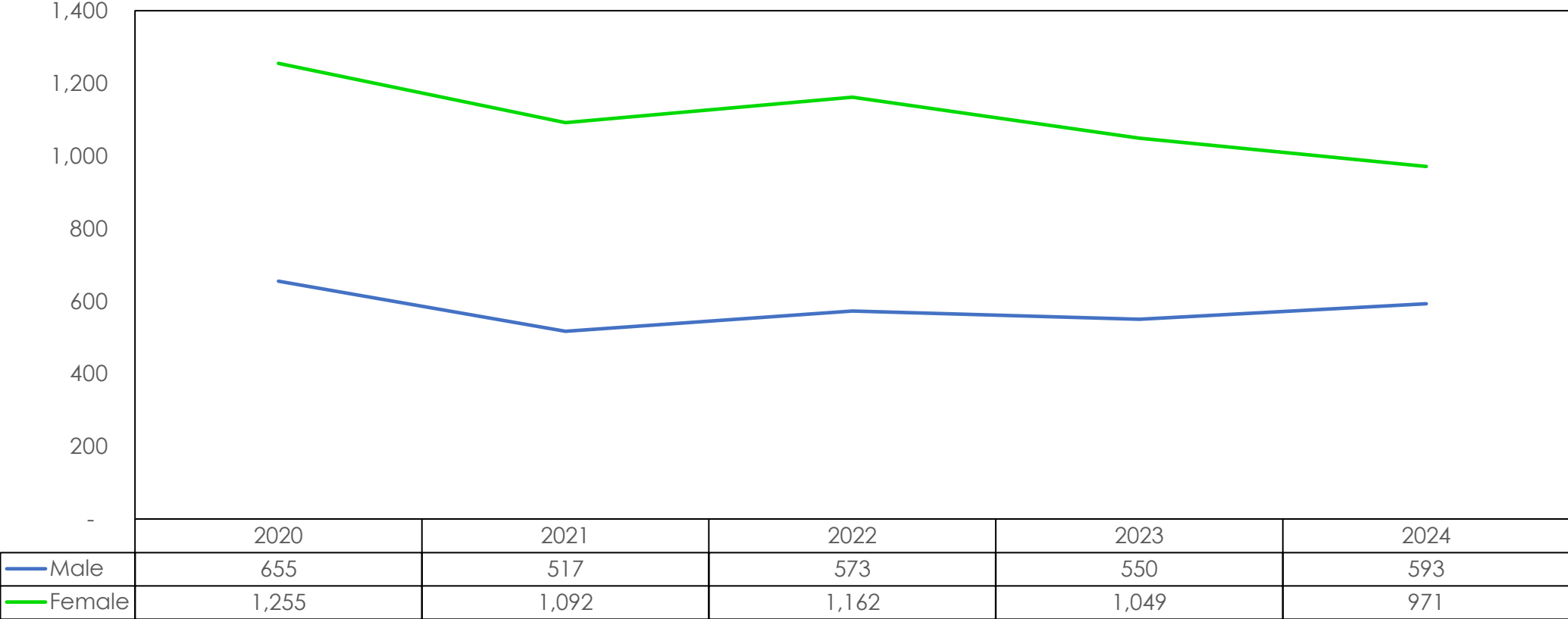




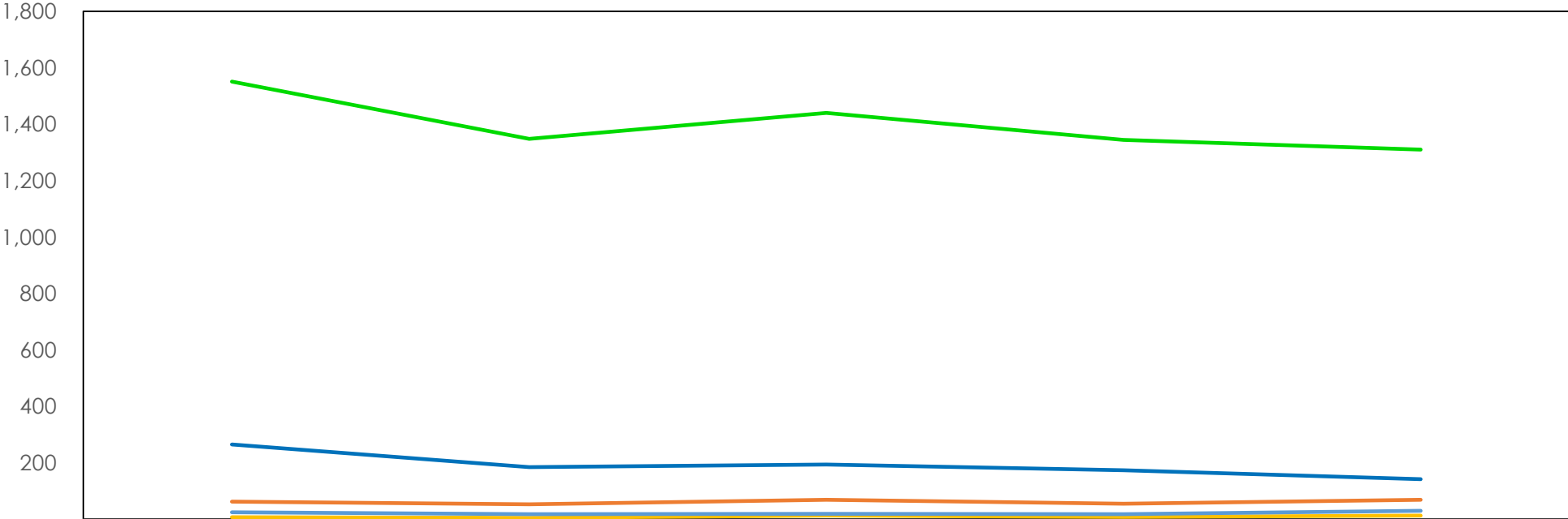
4-Year Freshmen Comparative Graduation Rates



Degrees & Certificates Awarded by Gender



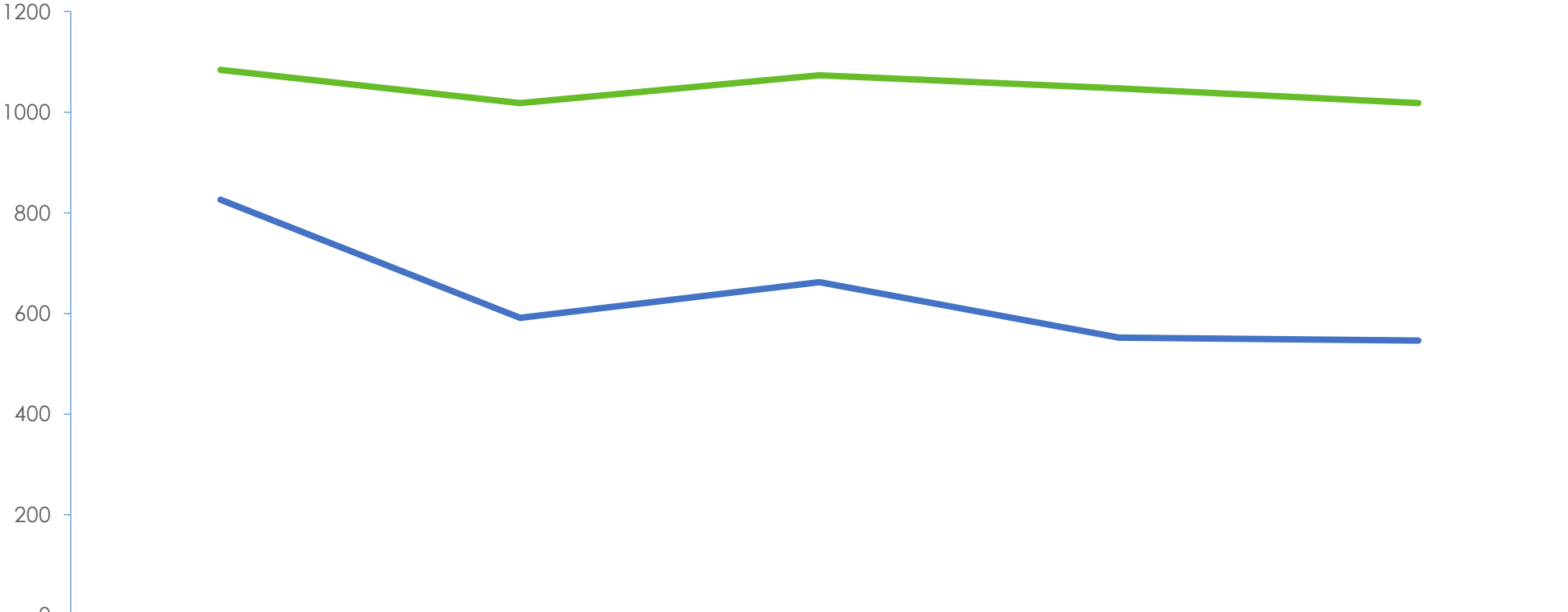
Degrees & Certificates Awarded by Ethnicity



	2020	2021	2022	2023	2024
White	265	185	194	174	142
African American	62	53	69	55	69
Hispanic	1,551	1,348	1,440	1,344	1,310
Asian	7	5	13	8	13
Other	25	18	19	18	30



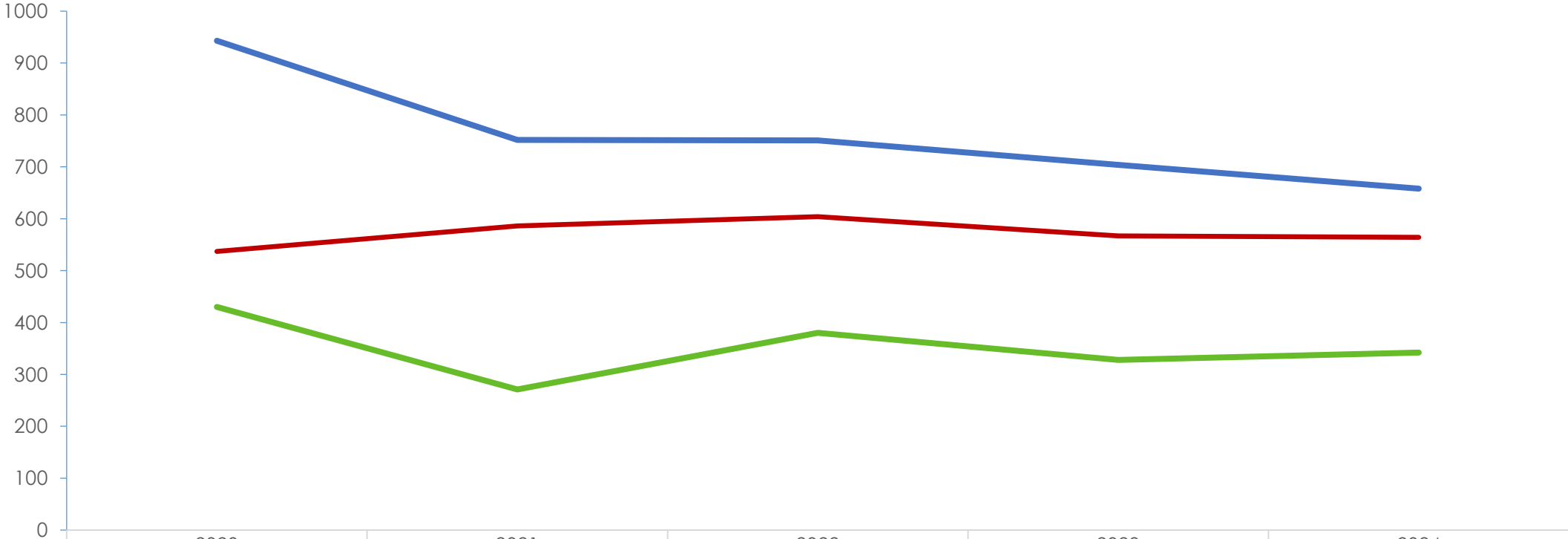
Degrees & Certificates Awarded by Adult Learner



	2020	2021	2022	2023	2024
Adult Learner	826	591	662	552	546
Non-Adult Learner	1084	1018	1073	1047	1018



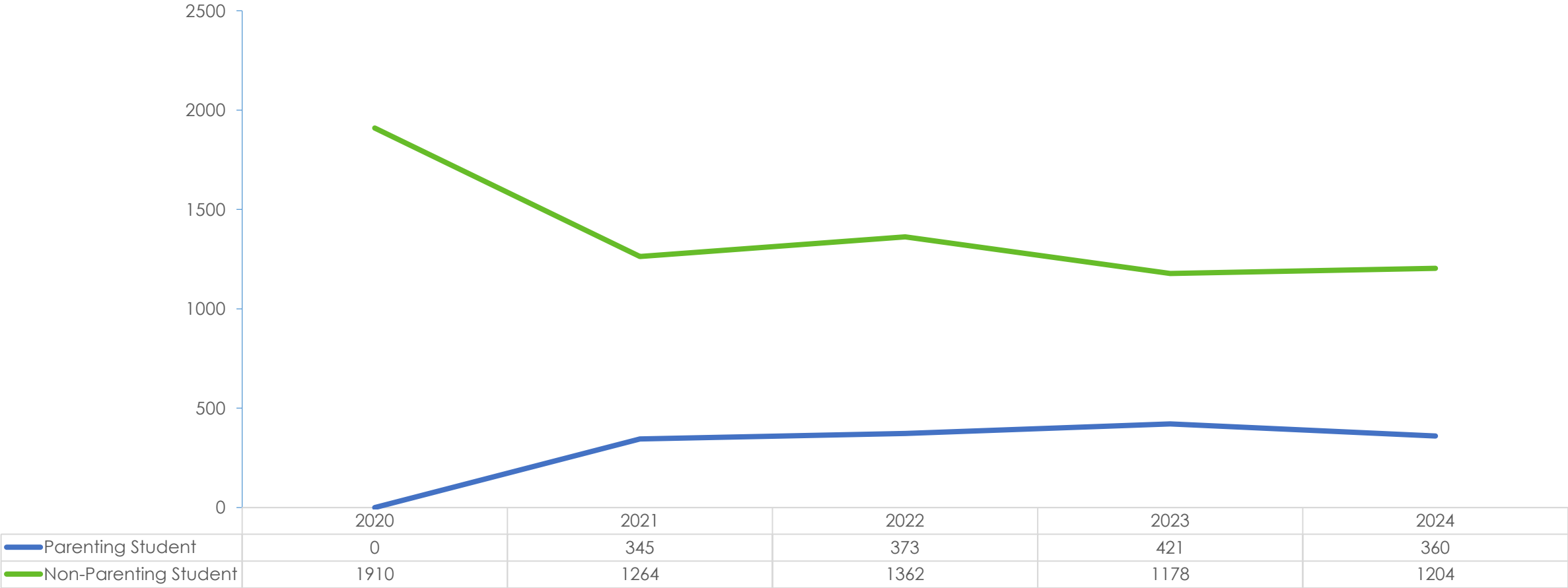
Degrees & Certificates Awarded by First Generation



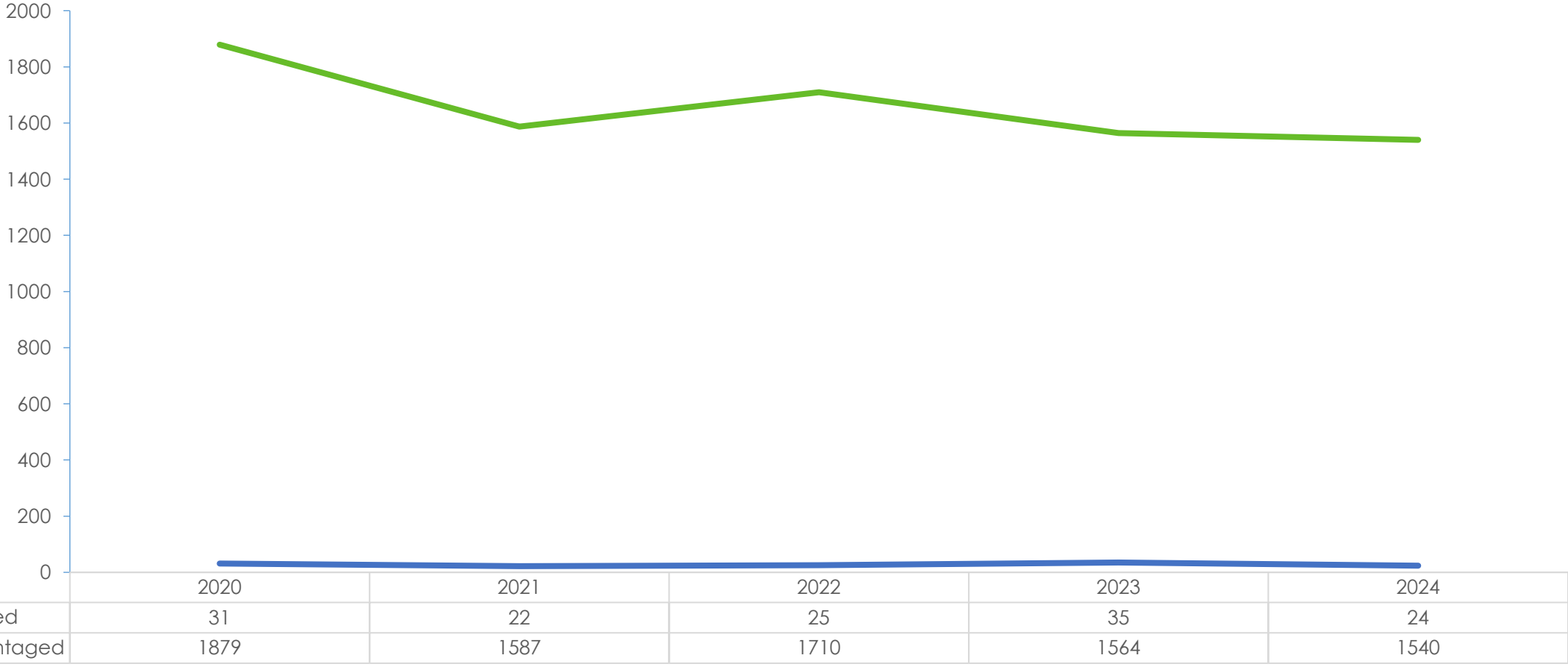
	2020	2021	2022	2023	2024
First Gen	943	752	751	704	658
Non-First Gen	430	271	380	328	342
Unknown	537	586	604	567	564



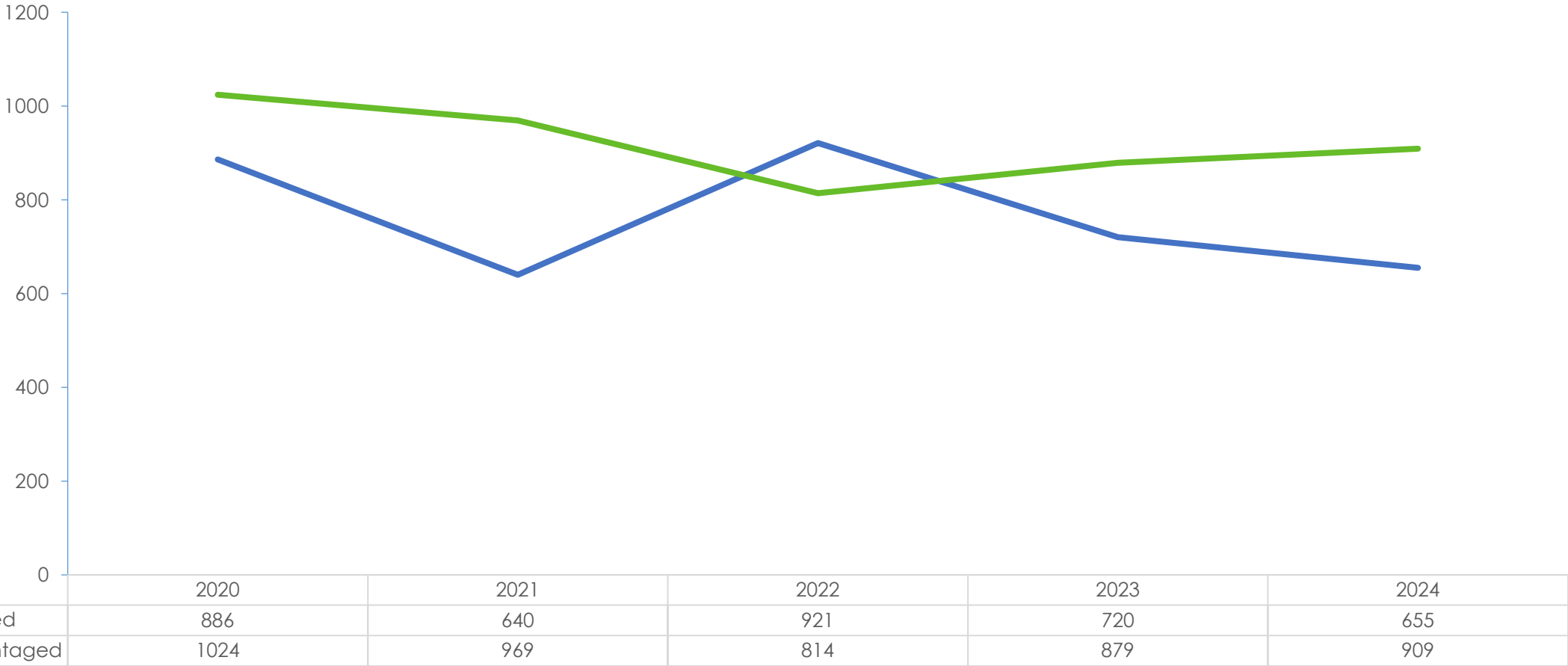
Degrees & Certificates Awarded by Parent Learner



Degrees & Certificates Awarded by Academically Disadvantaged

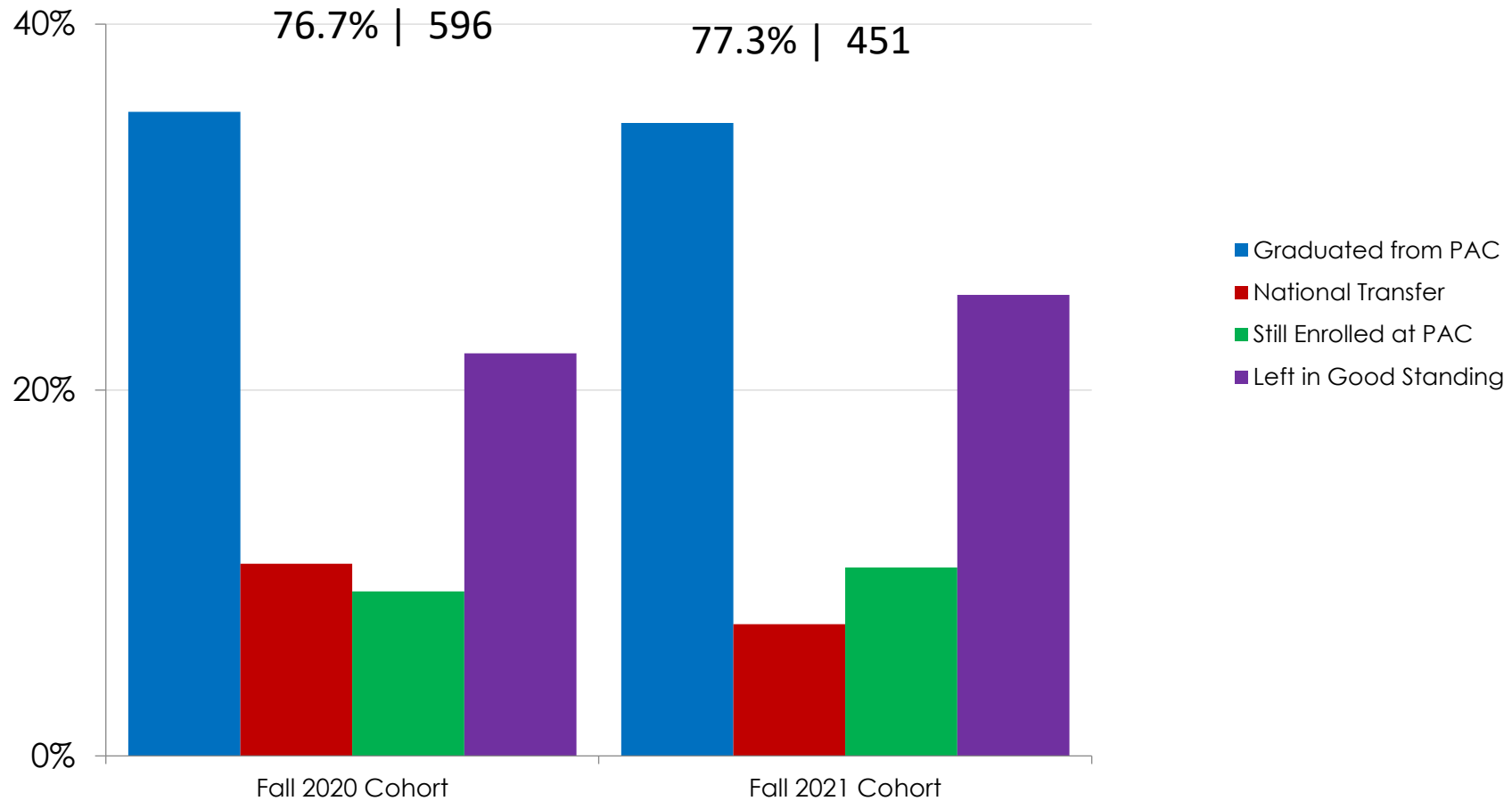


Degrees & Certificates Awarded by Economically Disadvantaged



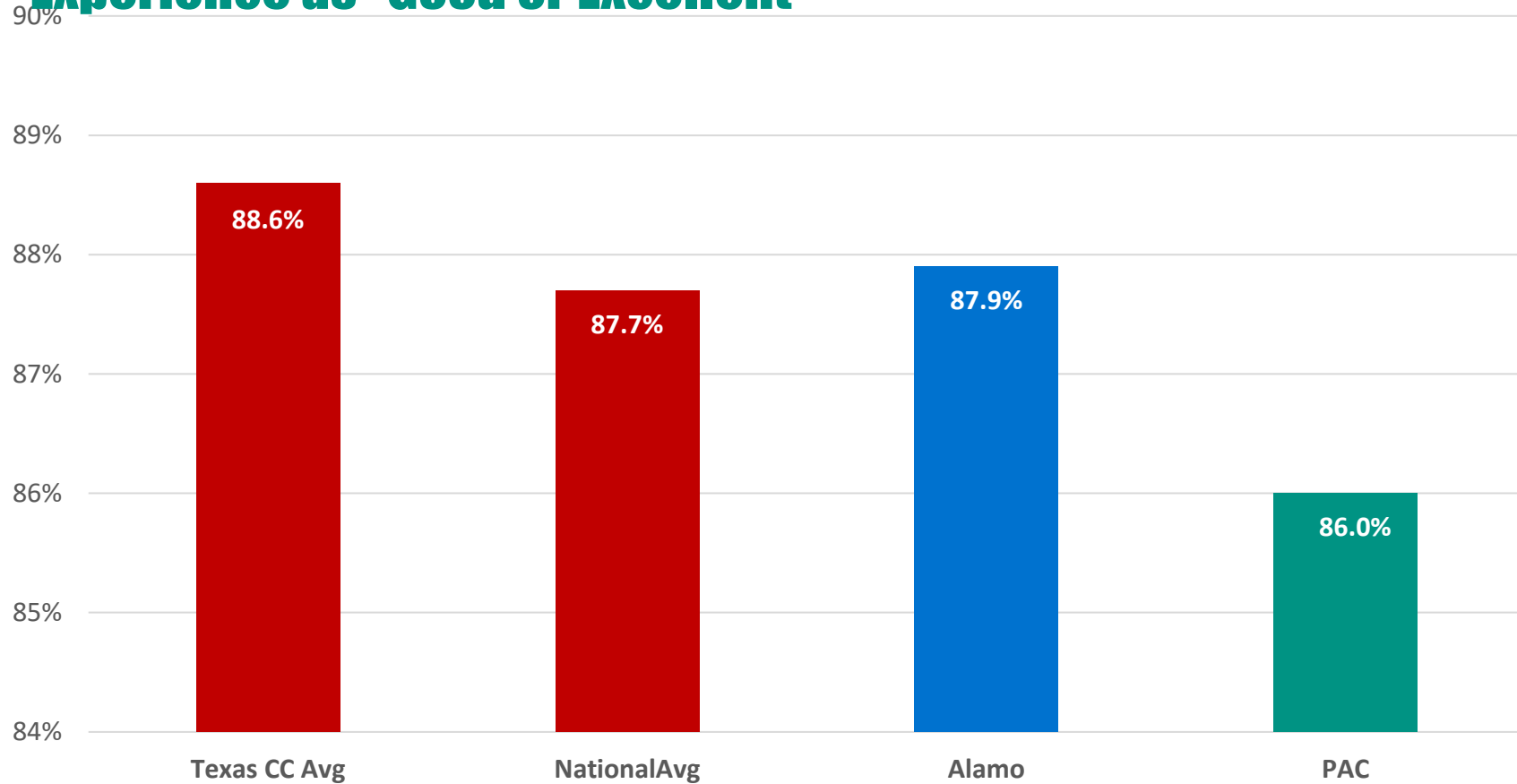


Fall Full Time FTIC 3-Year Tracking





Percentage of Learners Rating their Entire Educational Experience as “Good or Excellent”



Highlights & Accomplishments



Strategic Partnerships Expansion to Support Student Services

- **City of San Antonio Ambassador Summer Internship Program** - Paid internships for currently enrolled students to gain experience in high-demand occupations
- **AVANCE** – Expanding childcare services for Fall 2025 by offering Early Head Start and Head Start services in partnership with the Ray Ellison Family Center
- **YMCA** - Summer programming with the Ray Ellison Family Center and Student Athletics



Educate South

- Adopt-A-School Program**
 Provides college and career readiness and awareness programming for all grade levels K-8
- Spring 2025 - Carrillo Elementary School
 - Fall 2025 - Resnik Middle School
- McDonalds Partnership**
- 2nd annual McPAC Lunch
 - McDonalds offers employee tuition assistance
 - PAC will offer its first Business Partner orientation series to prospective students with information on enrollment and PAC program offerings



PAC Wins Community Garden of the Year

- PAC's Community Garden's purpose is to address food insecurity within the South Side communities by promoting healthy lifestyles, giving fresh vegetables to students, and donating vegetables to the San Antonio Food Bank
- The Garden offers educational programs such as workshops, events, and hands-on learning opportunities to students and community members, and is making a meaningful impact on the South Side communities

Thank you.



ALAMO COLLEGES DISTRICT
Palo Alto College



ALAMO
COLLEGES
DISTRICT



Malcolm Baldrige
National Quality Award

Award Recipient
2024 2018




Alamo Colleges District Workforce Report

September 9, 2025

Xavier Urrutia / Dr. Sammi Morrill

Interim Vice Chancellor / Associate Vice Chancellor
Economic and Workforce Development



ALAMO
COLLEGES
DISTRICT



Partner Updates

Francisco Martinez, President and Chief Executive Officer, Project Quest

- **Renewal of Funding:** Project Quest was recently renewed as a delegate agency funded by the City of San Antonio, enabling them to continue to serve individuals not eligible for Ready to Work due to income or training area restrictions, most of which are enrolled at an Alamo College

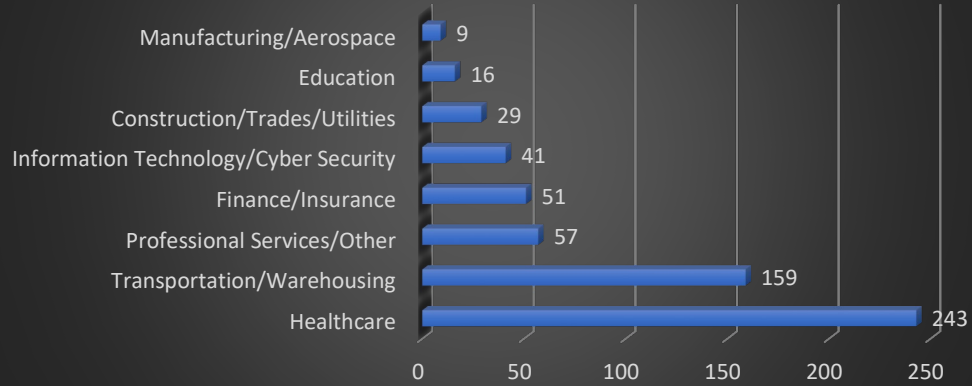


Adrian Lopez, CEO, Workforce Solutions Alamo

- **TRUE Grant RFP:** WSA has provided a letter of support to San Antonio College to fund new AI curriculum courses. The Texas Workforce Jet Grant equipment will be utilized for AI-related classes.
- **Employment Fairs** - Plans are underway to collaborate on large-scale regional employment fairs with neighboring workforce boards and community colleges.
- **Red, White, and You event.** Veterans hiring event. Largest WSA event to be held in November at Port San Antonio



Total By Industry



Qualifying Jobs (\$31,200 Yr/Benefits)	570
Non-Qualifying Jobs: Make less than \$31,200 yr (21) Benefits not offered (14)	35
Overall jobs (Qualifying & Non-Qualifying)	605

Targets	Annual Target	YTD Total	% Met
% Placed in Qualifying Job w/in 6 Months	80%	60%	75%
% Placed in Qualifying Job w/in 12 Months		74%	

Average Earnings		
Avg Annual Income at Enrollment	Avg Annual Salary in New Job	Avg Hourly Wage in New Job
\$10,783	\$44,697.00	\$21.66

Employers Who Hired
315

Data as of 09/2/2025

Jeremy Telhiard

Company
Guidehouse Managed Services

Position
Medical Billing and Coding Specialist

Occupational Code
Medical Records Specialists (29-2072)



Program:
Medical Billing and Coding

“Working at Guidehouse has been an excellent opportunity and experience! From coming on fresh out of the Alamo Colleges’ superb training program to working with amazing mentors and colleagues, I have grown so much in such a short time!”

ACD Ready to Work- Standard Occupational Classification (SOC)

By Industry

Healthcare	243
Medical Assistants (31-9092)	68
Medical Records Specialists (29-2072)	32
Medical Secretaries and Administrative Assistants (43-6013)	20
Registered Nurses (29-1141)	20
Licensed Practical and Licensed Vocational Nurses (29-2061)	19
Surgical Technologists (29-2055)	14
Dental Assistants (31-9091)	12
Nursing Assistants (31-1131)	11
Community Health Workers (21-1094)	9
Pharmacy Technicians (29-2052)	8
Phlebotomists (31-9097)	7
Cardiovascular Technologists and Technicians (29-2031)	4
Medical and Health Services Managers (11-9111)	4
Health Information Technologists and Medical Registrars (29-9021)	3
Emergency Medical Technicians (29-2042)	2
Respiratory Therapists (29-1126)	2
Dental Hygienists (29-1292)	4
Healthcare Support Occupations	3
Radiologic Technologists and Technicians (29-2034)	1

Transportation/Warehousing	159
Heavy and Tractor-Trailer Truck Drivers (53-3032)	143
Automotive Service Technicians and Mechanics (49-3023)	6
Logisticians (13-1081)	3
Operating Engineers and Other Construction Equipment Operators (47-2073)	3
Bus and Truck Mechanics and Diesel Engine Specialists (49-3031)	2
Tractor-Trailer Truck Drivers (53-3032)	2

Professional Services/Other	57
Data Scientists and Business Intelligence Analysts (15-2051)	11
Customer Service Representatives (43-4051)	17
Training and Development Specialists (13-1151)	7
General and Operations Managers (11-1021)	6
Medical Secretaries and Administrative Assistants (43-6013)	3
Police and Sheriff's Patrol Officers (33-3051)	5
Paralegals and Legal Assistants (23-2011)	3
Human Resources Specialists (13-1071)	2
Management Analysts (13-1111)	2
Chefs and Head Cooks (35-1011)	1

Information Technology/Cyber Security	41
Computer User Support Specialists (15-1231)	25
Computer Network Support Specialists (15-1232)	8
Information Security Analysts (15-1212)	4
Network and Computer Systems Administrators (15-1244)	3
Computer Systems Analysts (15-1211)	1

Finance/Insurance	51
Bookkeeping, Accounting, and Auditing Clerks (43-3031)	22
Customer Service Representatives (43-4051)	16
Claims Adjusters, Examiners, and Investigators (13-1031)	5
Accountants and Auditors (13-2011)	2
Sales Representatives, Wholesale and Manufacturing, Technical and Scientific Products (41-4011)	4
*Securities, Commodities, and Financial Services Sales Agents (41-3031)	1
*Financial Managers (11-3031)	1



ACD Ready to Work- Standard Occupational Classification (SOC)

By Industry


Construction/Trades/Utilities	29
Electricians (47-2111)	9
Heating, Air Conditioning, and Refrigeration Mechanics and Installers (49-9021)	9
Operating Engineers and Other Construction Equipment Operators (47-2073)	3
Welders, Cutters, Solderers, and Brazers (51-4121)	3
Carpenters (47-2031)	2
First-Line Supervisors of Production and Operating Workers (51-1011)	2
Industrial Engineering Technologists and Technicians (17-3026)	1

Education	16
Secondary School Teachers, Except Special and Career/Technical Education (25-2031)	7
Elementary School Teachers, Except Special Education (25-2021)	4
Middle School Teachers, Except Special and Career/Technical Education (25-2022)	3
Special Education Teachers, Middle School (25-2057)	2


Manufacturing/Aerospace	9
Production, Planning, and Expediting Clerks (43-5061)	4
Industrial Engineering Technologists and Technicians (17-3026)	4
Aircraft Mechanics and Service Technicians (49-3011)	1



EETC Renovation Update – The process of moving in has started!



Thank you.




ALAMO
COLLEGES
DISTRICT



Academic Boycotts and International Academic Engagement

Policy F.09.02

Ross Laughead
General Counsel



ALAMO
COLLEGES
DISTRICT



Background

- The Academic Boycotts and International Academic Engagement Policy is required by Texas Education Code § 51.987.
- Section 51.987 prohibits academic boycotts that would prevent a student or faculty from studying or conducting research in or about, or interacting with the scholars or representatives of, a country not included by the United States Department of State on a list of state sponsors of terrorism.
- The policy is drafted to harmonize the requirements of § 51.987 and Texas Executive Order GA-48 restricting interactions with foreign adversaries



Proposed Revisions


- This is a new policy



Action Requested

It is recommended that the Board of Trustees approve the No Academic Boycott and International Academic Engagement Policy, effective September 2025.

Thank you.



ALAMO
COLLEGES
DISTRICT



Discussion and Possible Action on the adoption of Policy F.09.02 Academic Boycotts and International Academic Engagement.

Presented to the Board Acting as Committee of the Whole on September 9, 2025, and now presented to the Board for approval on September 16, 2025.

MINUTE ORDER

"The Board approves the adoption of Policy F.09.02 Academic Boycotts and International Academic Engagement".

PURPOSE

This policy affirms the district’s commitment to academic freedom and international scholarly engagement and prohibits academic boycotts except where required by law or executive order. All academic departments and units shall comply with this policy, and any proposed academic boycott must be submitted in writing and approved by the Department of Academic Success

BACKGROUND

The Alamo Colleges District affirms its commitment to academic freedom, international collaboration, and compliance with federal and state law. This new policy is designed to curtail academic boycotts that restrict students and faculty from engaging in international scholarly activities. It aligns with:

- U.S. Department of State – State Sponsors of Terrorism
- Federal Anti-Boycott Regulations
- Texas House Bill 1 (88R) General Appropriations Act
- Texas Executive Order GA-48
- Alamo Colleges District’s policy on academic freedom

IMPLICATIONS

- Financial:** None
- Strategic Objective:** Goal III – Performance Excellence
- Human Resources:** None

ATTACHMENTS

Attachments: New Policy F.09.02

Dr. Daphne Carson Date
Director of Ethics, Compliance & Policy

Dr. George Railey Date
Vice Chancellor for Academic Success

Linda Boyer-Owens Date
Associate Vice Chancellor for TOSI

Dr. Mike Flores Date
Chancellor

F.09.02 Academic Boycotts and International Academic Engagement Policy

Responsible Department: Vice Chancellor of Academic Success

Board Adoption: 09-16-25

Last Amended:

This policy affirms the Alamo Colleges District's commitment to academic freedom, international collaboration, and compliance with law. It curtails academic boycotts that restrict the ability of students and faculty members to engage in international scholarly activities.

The College District recognizes that the free exchange of ideas is essential to the academic mission and to fostering an informed and inclusive educational environment.

To uphold these values, the College District prohibits academic boycotts that would interfere with the ability of students or faculty members to participate in international scholarly activities. Specifically, no academic boycott may prevent students or faculty from studying or conducting research in or about a foreign country, restrict interaction with scholars, academic institutions, or representatives of a foreign country, or limit participation in academic conferences, joint research, exchange programs, or other scholarly collaborations.

Exceptions to this prohibition are permitted only when the target of the boycott is a country officially designated as a state sponsor of terrorism by the U.S. Department of State or as required by Texas law or Executive Order. The College District will review the most current list of countries so designated annually to ensure accuracy and compliance.


All academic departments and units are responsible for complying with this policy. Academic boycotts are strongly disfavored and any proposed must be submitted in writing and receive prior approval from the Department of Academic Success. Non-compliance with this policy may result in disciplinary action in accordance with applicable procedures.

Legal reference

U.S. Department of State – State Sponsors of Terrorism
Federal Anti-Boycott Regulations
Alamo Colleges District's policy on academic freedom.
Texas House Bill 1 (88R) General Appropriations Act
Texas Executive Order GA-48

Academic Fresh Start Policy F.06.06

Ross Laughead
General Counsel



ALAMO
COLLEGES
DISTRICT



Malcolm Baldrige
National Quality Award

Award Recipient
2024 2018



**LEADER
COLLEGE**
OF DISTINCTION

**Great
Place
To
Work**

Certified
MAR 2024-MAR 2025
USA

Background

- The Academic Fresh Start Policy provides Texas residents the opportunity to exclude college-level coursework completed five or more years prior to enrollment from their academic record if they so request.
- This can, among other things, enhance transferability by GPA improvement for students who are achieving improved academic performance
- This policy supports the Alamo Colleges District's commitment to equitable access and student success



Proposed Revisions


- This is a new policy



Action Requested

It is recommended that the Board of Trustees approve the Academic Fresh Start Policy effective September 2025 for submission to the Texas Higher Education Coordinating Board (THECB) as required.

Thank you.



ALAMO
COLLEGES
DISTRICT



F.06.06 (Policy) Academic Fresh Start

Responsible Department: Vice Chancellor of Academic Success

Board Adoption: 09-16-25

Last Amended:

Purpose

The Alamo Colleges District is committed to fostering equitable access to higher education. In alignment with Texas Education Code §51.931, this policy enables applicants to restart their academic journey by excluding college-level coursework completed five or more years prior to enrollment from academic consideration.

Eligibility

Applicants may request Academic Fresh Start if they meet the following criteria:

- Are a Texas resident applying for undergraduate admission to any college within the Alamo Colleges District.
- Have completed college-level coursework five (5) or more years prior to the semester of intended enrollment.
- Submit a written request for Academic Fresh Start to the Office of Admissions and Records at their respective colleges.

Policy Statement

Upon approval of an Academic Fresh Start request, all academic credits and grades earned for a time period specified in the request, which must have been credited five or more years prior to enrollment, will be excluded from academic consideration, including, without limitation, degree requirements, GPA calculations and academic standing.

Consideration for Professional Programs

Students admitted under Academic Fresh Start who later apply to professional programs will be evaluated based on their academic performance following Fresh Start enrollment, along with any additional criteria established by the specific program.

Implementation and Transparency

This policy is published on the Alamo Colleges District website and made accessible to all applicants. The District will submit the policy to the Texas Higher Education Coordinating Board (THECB) as required.

Legal References

- *Senate Bill 365 (89th Legislature, Regular Session)*
- *Texas Education Code §51.931(c-2)*
- *Texas Education Code §51.931 – Right to an Academic Fresh Start*

F.06.06 (Policy) Academic Fresh Start Admissions

Responsible Department: Vice Chancellor of Academic Success

Board Adoption: 09-16-25

Last Amended:

Purpose

The Alamo Colleges District is committed to fostering equitable access to higher education. In alignment with Texas Education Code §51.931, this policy enables applicants to restart their academic journey by excluding college-level coursework completed five or more years prior to enrollment from admissions consideration.

Eligibility

Applicants may request Academic Fresh Start if they meet the following criteria:

- Are a Texas resident applying for undergraduate admission to any college within the Alamo Colleges District.
- Have completed college-level coursework five (5) or more years prior to the semester of intended enrollment.
- Submit a written request for Academic Fresh Start to the Office of Admissions and Records at their respective colleges.

Policy Statement

Upon approval of an Academic Fresh Start request, all academic credits and grades earned for a time period specified in the request, which must have been credited five or more years prior to enrollment, will be excluded from degree requirements, GPA calculations, or academic standing.

Consideration for Professional Programs

Students admitted under Academic Fresh Start who later apply to professional programs will be evaluated based on their academic performance following Fresh Start enrollment, along with any additional criteria established by the specific program.

Implementation and Transparency

This policy is published on the Alamo Colleges District website and made accessible to all applicants. The District will submit the policy to the Texas Higher Education Coordinating Board (THECB) as required.

Legal References

- *Senate Bill 365 (89th Legislature, Regular Session)*
- *Texas Education Code §51.931(c-2)*
- *Texas Education Code §51.931 – Right to an Academic Fresh Start*

Discussion and Possible Action on Monthly Contracts Report

Presented to the Board Acting as Committee of the Whole on September 9, 2025, and now presented to the ALAMO COLLEGES DISTRICT BOARD OF TRUSTEES on September 16, 2025.

MINUTE ORDER

“The Alamo Colleges District Board of Trustees hereby approves this report on non-grant contracts (public) made to the Alamo Colleges District for the period of August 1 through August 31, 2025.”

PURPOSE

To provide a monthly report on non-grant contracts received by the Alamo Colleges District.

BACKGROUND

Contracts – Non-grant contracts are contracts in which Alamo Colleges District receives funds to provide special or negotiated services or training to private corporations. For the period August 1 through August 31, 2025, there are a total of zero contracts that total zero in external funding. In August, we provided 10 courses to 95 students from our existing contracts.

OBJECTIVE/FACT

To supplement activities not funded by Institutional Funds.

IMPLICATIONS

Financial: Yes
Strategic Plan: Goal III. Performance Excellence
Human Resources: Yes

ATTACHMENTS: YTD Contract (Non-Grant) Summary Report.

Sammi Morrill, Associate Vice Chancellor
of Operations, Economic Workforce Development

Xavier Urrutia, Interim Vice
Chancellor for Economic & Workforce
Development

Dr. Mike Flores, Chancellor

ALAMO COLLEGES DISTRICT
Year-To-Date Contract (Non-Grant) Summary Report
 Status: August 1, 2025 - August 31, 2025

I. Current Month Contracts District Wide:

No.	Contract Recipient (District Wide)	No. of Courses	Monthly No. Students to be Served	YTD No. Students to be Served
1	Business and Industry Solutions	10	95	5,271
	Total	10	95	5,271

II. Year-to-Date Number of Contracts in Selected Dollar Ranges:

No.	Contract Recipient	\$.01-\$9,999.99	\$10,000-\$99,999.99	\$100,000 and Higher	Total
1	Business and Industry Solutions	13	3	2	18
	Total				\$1,311,438.00

Source: All data provided by Business and Industry Solutions-Continuing Education Department.

ALAMO COLLEGES DISTRICT
FY2025 MONTHLY (MTD) GRANT AWARD ACTIVITY REPORT
 July 01, 2025-July 31, 2025

Item No.	Grant Code	College	Funding Source/Grant	Description/Function	Date of Award Letter	Match Amount	Indirect Cost	Funding Amount	Students Served	No. of FTEs
1	219907	District	Texas Workforce Commission, <u>Project Title:</u> "2025 Skills for Small Business Program".	The Skills for Small Business (SSB) Program will provide training for small private business's in the local area. Each participating business partner will select training courses for its new and / or existing employees that will contribute to the enhancement of the business's operation.	12/1/2024	\$0	\$0	\$89,250	50	0.00
	1		Total Dist.- MTD Single Year Grants			\$0	\$0	\$89,250	50	0.00
	1			Total MTD Single Year Grants		\$0	\$0	\$89,250	50	0.00
				Multi Year Grants						
1	219174	District	City of San Antonio, <u>Project Title:</u> "SA Ready to Work". Year 3 of 3.	The objective of the contracted services is to provide academic instruction and intensive staff support to ensure attainment of a high school equivalency (GED) credential or diploma which puts participants on a pathway to more stackable credentials that can connect them to a stable career and self-sufficiency. <i>Additional funding in the amount of \$146,850.</i>	5/5/2022	\$0	\$0	\$146,850	0	0.00
	1		Total Dist.-MTD Multi Year Grants			\$0	\$0	\$146,850	-	-
1	211546	San Antonio College	U.S. Dept. of Education, <u>Project Title:</u> "Alamo Colleges Advocacy Consortium Project". Year 1 of 2.	Will serve 12000 students in need; increase low-income students receiving grant services by 10%; Boost annual persistence rates for grant recipients by 6%; raise degree or certificate attainment rates by 6% and reduce basic needs insecurity amount on students by 9%.	12/10/2024	\$0	\$34,968	\$900,000	4,000	1.50
	1		Total SAC-MTD Multi Year Grants			\$0	\$34,968	\$900,000	4,000	1.50
	2			Total MTD Multi-Year Grants		\$0	\$34,968	\$1,046,850	4,000	1.50
	3			GRAND TOTAL-MTD SINGLE AND MULTI-YEAR GRANTS		\$0	\$34,968	\$1,136,100	4,050	1.50

ALAMO COLLEGES DISTRICT

FY 2025 YTD Grant Award Summary Report

Includes All Single Year Grants and the Current Year of Multi-Year Grants

September 1, 2024 -July 31, 2025

No.	College	No. of Grants	Match Amounts	Indirect Cost Received	YTD Funding Amount	No. of Students Served	No. of FTEs
1	District Grants	11	\$ 3,000	\$ 17,876	\$ 5,009,262	2,057	14.00
2	San Antonio College	16	\$ -	\$ 569,566	\$ 5,981,909	40,008	39.16
3	St. Philip's College	9	\$ -	\$ 43,914	\$ 13,975,323	34,667	31.00
4	Palo Alto College	13	\$ 2,399	\$ 261,881	\$ 4,335,748	11,974	30.50
5	Northwest Vista College	5	\$ -	\$ 167,978	\$ 1,205,664	1,861	17.05
6	Northeast Lakeview College	6	\$ -	\$ 8,025	\$ 1,028,936	13,093	49
GRAND TOTAL		60	\$ 5,399	\$ 1,069,240	\$ 31,536,842	103,660	180.71

ALAMO COLLEGES DISTRICT
FY 2025 Monthly & YTD Grant Award Funding Activity Report with Award Description
September 1, 2024 -July 31, 2025

Item No.	Grant Code	College	Funding Source/Grant	Description/Function	Date of Award Letter	Match Amount	Indirect Cost	Funding Amount	Students Served	No. of FTEs
1	219890	District	Texas Workforce Commission, <u>Project Title: "Adult Education and Literacy".</u>	The Alamo Adult Education (AEL) program provides access and opportunity for adult learner's to participate in AEL activities and career training/Workforce preparation activities leading to a Texas Certificate High School Equivalency, English language acquisition and industry recognized certifications to include stackable certificates and micro credentials aligned to high demand, high wage careers in target occupations in the Alamo workforce area. <i>Additional Funding in the amount of \$104,951..</i>	9/1/2024	\$0	\$0	\$344,413	153	0.00
2	219896	District	U.S. Department of Education thru Texas Higher Education Coordinating Board (THECB), <u>Project Title: "THECB Formula (Perkins Basic)".</u>	The Perkins Basic Grant program supports awarded applicants in educating students who enrolling CTE courses and programs in preparation for high-skill, high-wage or high-demand occupations. The success of an awarded applicant in educating these students will be measured by its ability to meet state determined performance targets for each of three core indicators approved by the U.S. Department of Education/Office of Career, Technical and Adult Education for the Perkins Basic grant Program and its progress in reducing performance gaps for its Special Populations students.	9/1/2024	\$0	\$0	\$2,666,539	31	3.00
3	219901	District	Public Allies Inc., <u>Project Title: "Public Allies San Antonio".</u>	Purpose of this grant is to develop our ability to meet the needs of the community by increasing our opportunity to work with community-based organization. The partnership with the organizations will help develop a cohort of young social service leaders who can facilitate transformational change leading to the improvement of their communities.	9/1/2024	\$0	\$0	\$505,887	31	3.00
4	219903	District	UP Partnership, <u>Project Title: "UP Partnership, GTE Pilot Grant".</u>	The pilot-grant is to provide support to Alamo Academies efforts to provide equitable access to college and career advising in Bexar County.	1/1/2025	\$0	\$0	\$15,000	300	0.00
5	219904	District	Texas Workforce Commission, <u>Project Title: "Skills Development Fund in Partnership with Toyota Motor Manufacturing".</u>	The Texas Workforce Commission Skills Development Fund (SDF) is awarded to Alamo Colleges to upskill 56 Toyota employees. Funding will cover a portion of the Alamo Colleges Technical Institute's Mechatronic Training Program. Skills Development Fund covers \$2,000 per trainee.	4/10/2025	\$0	\$0	\$112,000	56	0.00
6	219905	District	Texas Higher Education Coordinating Board, <u>Project Title: "Opportunity High School Diploma."</u>	Program provides adult students enrolled in a career and technical education program at a community college the opportunity to earn a high school diploma through concurrent enrollment in a competency-based education program. Adult students enrolled in the OHSD program who satisfactorily complete assessments approved by the Commissioner are eligible to earn a high school diploma through their institution in which they are enrolled.	3/5/2025	\$0	\$0	\$300,000	6	0.00
7	219907	District	Texas Workforce Commission, <u>Project Title: "2025 Skills for Small Business Program".</u>	The Skills for Small Business (SSB) Program will provide training for small private business's in the local area. Each participating business partner will select training courses for its new and / or existing employees that will contribute to the enhancement of the business's operation.	12/1/2024	\$0	\$0	\$89,250	50	0.00
	7		Total Dist.- YTD Single Year Grants			\$0	\$0	\$4,033,089	627	6.00
1	211540	San Antonio College	Texas Workforce Commission, <u>Project Title: "Jobs and Education for Texans".</u>	This award provides funds to purchase equipment to support new academic programming (e.g. AAS degree and integrated workforce awards in Data Science and Artificial Intelligence (DSA).	8/31/2024	\$0	\$0	\$332,507	250	0.00

ALAMO COLLEGES DISTRICT
FY 2025 Monthly & YTD Grant Award Funding Activity Report with Award Description
September 1, 2024 - July 31, 2025

Item No.	Grant Code	College	Funding Source/Grant	Description/Function	Date of Award Letter	Match Amount	Indirect Cost	Funding Amount	Students Served	No. of FTEs
2	211542	San Antonio College	Texas Higher Education Coordinating Board (THECB), <u>Project Title: "College Readiness and Success Models"</u> .	San Antonio College proposes a strategic initiative to enhance the success of students who are not college-ready by implementing and scaling the MMA protocol and the Bridge program. The project aligns with THECB objectives to improve college readiness, increase retention and ensure equitable outcomes for all students particularly those from historically underrepresented groups.	9/15/2024	\$0	\$0	\$125,000	1,500	0.00
	2		Total SAC-YTD Single-Year Grants			\$0	\$0	\$457,507	1,750	0.00
1	212655	St. Philip's College	U.S. Department of Defense, <u>Project Title: "Cyber Workforce Scholarship Program"</u> .	Program will contribute to our nations' security by developing the human capital of three cyber leader-scholars to serve in the Department of Defense as knowledgeable and highly skilled cybersecurity practitioners. These candidates will not only contribute to the social good, but they will set an example for other students at St. Philip's College as well as those beyond the confines of the college.	6/27/2024	\$0	\$7,820	\$84,085	1	3.00
2	212657	St. Philip's College	U.S. Department of Energy thru Texas Comptroller of Public Accounts, <u>Project Title: "Energy Sector Training Center Reimbursable Grant Program"</u> .	Overall intent of grant program is to enhance already successful programming with new certifications that will help meet the needs of the greater San Antonio area and surrounding Bexar County communities. We are seeking to certify our HVAC program via the American Council for Construction Education and this new pathway should help facilitate this crucial step.	11/12/2024	\$0	\$0	\$599,280	280	0.00
	2		Total SPC YTD Single-Year Grants			\$0	\$7,820	\$683,365	281.00	3.00
1	213533	Palo Alto College	Texas Higher Education Coordinating Board, <u>Project Title: "The Texas Reskilling and Upskilling through Education (TRUE)"</u> .	Through the Career Readiness Expansion and Skills Training initiative, students gain hands on experience and develop the critical skills needed for employment. By expanding our training programs, we aim to address this demand and equip individuals with the skills to excel in these high demand occupations.	11/21/2024	\$0	\$0	\$280,000	250	4.00
2	213535	Palo Alto College	Texas Workforce Commission, <u>Project Title: "Governors Summer Merit Program"</u> .	Purpose of the Governors Summer Merit Program is to improve middle school and high school students familiarity and experience with post secondary educational opportunities leading to STEM careers while developing collaboration among workforce development programs, colleges and universities.	4/3/2025	\$0	\$0	\$83,570	120	0.00
3	213537	Palo Alto College	Texas Higher Education Coordinating Board, <u>Project Title: "Student Success Acceleration Program (SSAP)"</u> .	Expand wrap around services across five colleges to increase full-time student persistence rates by 6.1%. Expand wrap around services for parenting students through Advocacy Centers to boost their persistence rates by 7.65 and Expand wrap around services for part time students to boost persistence rate by 8.3%.	11/22/2024	\$0	\$0	\$250,000	6,000	0.00
	3		Total PAC-YTD Single Year Grants			\$0	\$0	\$613,570	6,370	4.00
1	215513	Northeast Lakeview College	Texas Higher Education Coordinating Board (THECB), <u>Project Title: "College Readiness and Success Models (CRSM-2024)"</u> .	The 2024 CRSM continues scaling effective strategies that promote systemic reforms, to improve student outcomes and provide professional development opportunities for faculty and staff focused on improving evidence based practices for advising, acceleration strategies and completion/transfers of under prepared students.	9/25/2024	\$0	\$0	\$125,000	150	29.00

ALAMO COLLEGES DISTRICT
FY 2025 Monthly & YTD Grant Award Funding Activity Report with Award Description
September 1, 2024 -July 31, 2025

Item No.	Grant Code	College	Funding Source/Grant	Description/Function	Date of Award Letter	Match Amount	Indirect Cost	Funding Amount	Students Served	No. of FTEs
2	215516	Northeast Lakeview College	Texas Library Association, <u>Project Title:</u> "Summer at the Library".	The 2025 Nighthawk Summer Read Project meets the unique needs of our student population through multiple and varied library engagement opportunities. These engagement opportunities include in-person, asynchronous and remote avenues for literacy development to accommodate the diverse scheduling needs of NLC students. The Nighthawk Summer Read Project will include two programming elements: a library resource bingo and a campus-wide summer book club.	5/21/2025	\$0	\$0	\$3,000	100	0.00
	2		Total NLC-YTD Single Year Grants			\$0	\$0	\$128,000	250	29.00
	16			Total YTD Single Year Grants		\$0	\$7,820	\$5,915,531	9,278	42.00
				Multi-Year Grants						
1	219121	District	University of Texas at San Antonio, <u>Project Title:</u> "Bexar County Fostering Educational Success Pilot Program". Year 5 of 5.	To support students with foster or adoption experience. <i>Additional funding in the amount of \$72,000.</i>	9/1/2024	\$0	\$0	\$405,829	580	5.00
2	219166	District	U.S. Department of Education, <u>Project Title:</u> "Alamo Colleges District Educational Opportunity Centers Program". Year 4 of 5.	The Project will provide counseling and information on college admissions to eligible adults who want to enter or continue a program of postsecondary education. Project will also offer services to improve the financial economic literacy of participants, counsel participants on financial aid options and assist in the application process to increase the number of adults who enroll in postsecondary education institutions.	9/1/2024	\$0	\$17,876	\$241,332	850	3.00
3	219174	District	City of San Antonio, <u>Project Title:</u> "SA Ready to Work". Year 3 of 3.	The objective of the contracted services is to provide academic instruction and intensive staff support to ensure attainment of a high school equivalency (GED) credential or diploma which puts participants on a pathway to more stackable credentials that can connect them to a stable career and self-sufficiency. <i>Additional funding in the amount of \$146,850.</i>	5/5/2022	\$0	\$0	\$294,100	0	0.00
4	219195	District	U.S. Department of State thru World Learning, <u>Project Title:</u> "Increase and Diversify Education Abroad for US Students (IDEAS) Program". Year 1 of 2.	Goal is to broaden access to our students to global learning experiences by offering safe, flexible, and culturally enriching short-term study abroad opportunities that cultivate essential global competencies. Students will submerge in an international experiential learning experience by which they will develop the global skills that will render them more employable.	9/1/2024	\$3,000	\$0	\$34,912	0	0.00
	4		Total Dist.-MTD Multi Year Grants			\$3,000	\$17,876	\$976,173	1,430	8.00
1	211153	San Antonio College	U.S. Department of Education, <u>Project Title:</u> "San Antonio College (SAC)'s Project R.I.S.E. (Ready, Inspired, Successful, Engaged) SSS Program". Year 5 of 5.	The program will increase eligible students' chances of success by providing year round tutoring and prescribed tutoring plans, academic and college readiness instruction. Participants will also receive education in financial aid/financial literacy including information on market and economics and higher education financing and repayment as well as peer mentoring.	9/1/2024	\$0	\$20,168	\$272,354	120	7.00
2	211154	San Antonio College	U.S. Department of Education, <u>Project Title:</u> "San Antonio College (SAC)'s Project Veterans Achieving Learning through Opportunity and Resilience (VALOR) SSS Program". Year 5 of 5.	The program will increase eligible students' chances of success by providing year round tutoring and prescribed tutoring plans, academic and college readiness instruction. Participants will also receive education in financial aid/financial literacy including information on market and economics and higher education financing and repayment as well as peer mentoring.	9/1/2024	\$0	\$20,168	\$272,257	120	7.00

ALAMO COLLEGES DISTRICT
FY 2025 Monthly & YTD Grant Award Funding Activity Report with Award Description
September 1, 2024 -July 31, 2025

Item No.	Grant Code	College	Funding Source/Grant	Description/Function	Date of Award Letter	Match Amount	Indirect Cost	Funding Amount	Students Served	No. of FTEs
3	211160	San Antonio College	City of San Antonio, Project Title: "Educational Access Channel". Year 2 of 2.	Goal of the grant is to support San Antonio College's operation of TVSA, the Educational Access Channel, and its purpose in providing educational programming to the citizens of San Antonio and surrounding areas. Grant is designed to provide cable/video at least 8 hours of daily educational programming, 365 days a year. Provide transmissions of educational programming to cable/video providers in a manner that can be accepted and transmitted.	10/1/2024	\$0	\$0	\$200,000	10,000	0.00
4	211164	San Antonio College	City of San Antonio, Project Title: "Public, Educational, and Governmental (PEG)". Year 2 of 3.	Goal of this grant is to support San Antonio College's Radio-TV-Film with their capacity to support the creation of content for TVSA, the Educational Access Channel. To provide opportunities for content creation by community based education partners for the citizens of San Antonio and surrounding areas; to purchase equipment that facilitates that creation and engage students, staff and faculty.	10/1/2024	\$0	\$0	\$50,000	10,000	0.00
5	211168	San Antonio College	U.S. Department of Education, Project Title: "San Antonio College's (SAC) FY21 Title III, Part F HSI STEM and Articulation Project Bolstering Undergraduate Inquiry, Learning, and Determination (BUILD)". Year 4 of 5.	The HSI STEM and Articulation Project BUILD aims to enhance SAC's support for Hispanic and under represented STEM majors, particularly in high-challenge courses like College Algebra and Calculus. The project focuses on improving graduation and transfer rates through embedded tutoring and fostering inclusive classroom environments. By adopting effective teaching methods, BUILD seeks to make STEM education more accessible and beneficial for all students.	10/1/2024	\$0	\$160,294	\$999,994	1,000	4.00
6	211169	San Antonio College	U.S. Department of Education, Project Title: "San Antonio College's 2021 Child Care Access Means Parents in School (CCAMPIS) Program". Year 4 of 4.	Goal is to increase low-income student success by providing access to high quality child care. Project Director of Student Success will provide academic support counseling for CCAMPIS parents at risk for failure. By the end of each fall, spring and summer semesters at least 90% of CCAMPIS parents will have completed all required workshops/volunteer hours.	10/1/2024	\$0	\$48,729	\$404,862	240	4.00
7	211172	San Antonio College	U.S. Department of Education, Project Title: "San Antonio College's Access and Learning for Advancement and Success (ALAS) Upward Bound Project". Year 4 of 5.	The ALAS Upward Bound Project will provide academic and supportive services to a cohort of 56 participants enrolled at Burbank High School. Will provide participants with academic instruction, tutoring and advising; information on financial aid programs, assistance in completing financial aid applications and support for apply for college enrollment.	6/1/2025	\$0	\$22,300	\$305,386	56	4.50
8	211174	San Antonio College	U.S. Department of Education, Project Title: "San Antonio College's Upward Bound Math and Science Program Project at Highlands High School". Year 2 of 5.	UBMS provides student services programs for individuals from disadvantage backgrounds, first-generation, low-income individuals, etc. UBMS provides up to four years of additional academic support through summer instruction in math, language arts, composition with the curricula that aligns with state exams.	10/1/2024	\$0	\$48,556	\$309,436	60	2.50
9	211176	San Antonio College	U.S. Department of Education, Project Title: "San Antonio College's Project Apoyo". Year 3 of 5.	This HSI project Apoyo will serve as a catalyst for long-term improvements that will address disproportionately low rates at which Hispanic and other low-income students achieve, persist, and succeed at San Antonio College. The grant will help institutions capacity to provide the guidance, engagement and academic support needed to succeed in higher education.	10/1/2024	\$0	\$0	\$588,724	2,500	3.00
10	211184	San Antonio College	U.S. Department of Education, Project Title: "San Antonio College's Upward Bound Math and Science Program project at Edison High School". Year 2 of 5.	UBMS provides student services programs for individuals from disadvantage backgrounds, first-generation, low-income individuals, etc. UBMS provides up to four years of additional academic support through summer instruction in math, language arts, composition, foreign language and lab science with the curricula that aligns with state exams and state readiness standard.	9/1/2024	\$0	\$24,753	\$309,418	56	2.50

ALAMO COLLEGES DISTRICT
FY 2025 Monthly & YTD Grant Award Funding Activity Report with Award Description
September 1, 2024 -July 31, 2025

Item No.	Grant Code	College	Funding Source/Grant	Description/Function	Date of Award Letter	Match Amount	Indirect Cost	Funding Amount	Students Served	No. of FTEs
11	211538	San Antonio College	U.S. Department of Education, <u>Project Title: "Alamo Colleges OER (Open Educational Resources) Consortium Project"</u> . Year 2 of 2.	The Alamo Colleges OER Consortium will focus on 1. Developing OER for the top five enrolling courses to maximize student savings, 2. Increase adoption of OER within the top five enrolling interdisciplinary courses and 3. Increase Professional Development and an OER repository to support OER adoption by consortium faculty.	11/2/2023	\$0	\$188,371	\$648,235	8,800	1.00
12	211541	San Antonio College	Texas Higher Education Coordinating Board (THECB), <u>Project Title: "The Professional Nursing Shortage Reduction Program (NSRP)"</u> . Year 1 of 4.	Grantee shall carry out programs that lead to increases in nursing graduates and licensure.	8/1/2024	\$0	\$0	\$246,736	530	2.00
13	211544	San Antonio College	U.S. Department of Health and Human Services thru the University of Texas at Austin, <u>Project Title: "South Southwest Addiction Technology Transfer Center"</u> . Year 1 of 5.	To conduct the activities to promote SAMHSA guiding principles in addiction studies, recovery, and wellness within our community. Activities are subject to change based on the need of the community. Some activities include but are not limited to the following: Enrich course offerings and materials with evidence based and promising practices; Mentor and support students entering the addiction; Provide continuing education and technical assistance to existing behavioral health workforce.	9/30/2024	\$0	\$1,259	\$17,000	776	0.16
14	211546	San Antonio College	U.S. Dept. of Education, <u>Project Title: "Alamo Colleges Advocacy Consortium Project"</u> . Year 1 of 2.	Will serve 12000 students in need; increase low-income students receiving grant services by 10%; Boost annual persistence rates for grant recipients by 6%; raise degree or certificate attainment rates by 6% and reduce basic needs insecurity amount on students by 9%.	12/10/2024	\$0	\$34,968	\$900,000	4,000	1.50
	14		Total SAC.-YTD Multi-Year Grants			\$0	\$569,566	\$5,524,402	38,258	39.16
1	212088	St. Philip's College	National Aeronautics and Space Administration (NASA), thru the University of Texas at San Antonio, <u>Project Title: "Center for Advanced Measurements in Extreme Environments (CAMEE)"</u> . Year 5 of 5.	The NASA MIRO significantly increase the number of underrepresented minority STEM students who transfer to four-year institutions to complete bachelor's degrees in STEM fields. The CIMA-LSAMP program objectives include providing professional development, peer mentorship, faculty mentorship, tutoring, supplemental instruction especially in math and enriched STEM labs.	10/1/2019	\$0	\$0	\$46,861	17,299	0.00
2	212093	St. Philip's College	National Science Foundation, <u>Project Title: "SURE (Scaffolding Undergraduate Research Experience)"</u> . Year 4 of 4.	Project will build on existing St. Philip's College programs and structures and will target 3 areas: Innovation in Instruction, Internship and Reach experience and transfers. Transfers will center on guiding students to transfer to universities to complete their graduate degrees; Internships will create alliances between the college and local industry to provide paid internship opportunities; and Innovation in Instruction will incorporate STEM experiential learning and further develop faculty use of emerging experiential learning methods.	8/15/2021	\$0	\$33,906	\$312,499	0	0.00
3	212098	St. Philip's College	U.S. Department of Education, <u>Project Title: "St. Philip's College Means Parents in School Program"</u> . Year 3 of 4.	Goal of the project is to provide support for the participation of low-income parents in postsecondary education through the provision of campus based childcare services offered at the on-site nationally accredited SPC Child Development Center. Eligible SPC parent students will receive assistance with child care tuition on a sliding fee scale based on their low-income status and academic performance.	9/20/2022	\$0	\$0	\$281,389	70	2.00

ALAMO COLLEGES DISTRICT
FY 2025 Monthly & YTD Grant Award Funding Activity Report with Award Description
September 1, 2024 -July 31, 2025

Item No.	Grant Code	College	Funding Source/Grant	Description/Function	Date of Award Letter	Match Amount	Indirect Cost	Funding Amount	Students Served	No. of FTEs
4	212628	St. Philip's College	U.S. Department of Education, <u>Project Title: "Historically Black Colleges and Universities Program (FUTURE Act)".</u> Year 4 of 5.	St. Philip's College will utilize its FUTURE Act grant award to implement and operate three activities that will support and strengthen the overall institutions delivery of services to students with (1) Project Administration and Research Development, (2) Campus Renovation & Technology Improvements and (3) Student Services.	10/1/2024	\$0	\$0	\$1,518,275	0	13.00
5	212639	St. Philip's College	U.S. Department of Education, <u>Project Title: "Historically Black Colleges and Universities".</u> Year 3 of 5.	St. Philip's College (SPC) will utilize it's Title III award to strengthen and advance its mission and vision to the BEST in the NATION in Student Success and Performance Excellence. With a focus on creating a robust campus culture of Diversity, Equity, and Inclusion (DEI) and the amalgamation of its long-term master plan. (1) Project Administration and Research Development, (2) Centers of Excellence in Mathematics and Science, (3) Capital improvement, (4) Information and Communication Technology, (5) Institute for Teaching Excellence and Staff Development, (6) Student Services, (7) Good Samaritan Veterans Outreach and Transition Center and (8) Cybersecurity Innovations Center.	10/1/2024	\$0	\$0	\$10,832,969	16,990	13.00
6	212652	St. Philip's College	U.S. Department of Agriculture thru the University of Texas at San Antonio, <u>Project Title: "Advancing Minoritized Students through regenerative Agriculture and Community Engages Study Abroad".</u> Year 2 of 4.	Purpose of HSI Education Grants Program is to encourage innovative teaching or education proposals with potential to impact and become models for other institutions that serve under represented students at the regional or national level. Program promotes and strengthens the ability of HSI's to carry out higher education programs to attract, retain and graduate outstanding students capable of enhancing the nations food, agriculture and human sciences professional and scientific work.	9/15/2023	\$0	\$2,188	\$53,229	15	0.00
7	212659	St. Philip's College	Texas Higher Education Coordinating Board, <u>Project Title: "The Professional Nursing Shortage Reduction Program (NSRP)".</u> Year 1 of 3.	All funding for this project will be based on continued efforts to support minimizing challenges and improving areas that will contribute to addressing the shortage of registered nurses and/or attaining and sustaining current and additional qualified faculty through education, recruitment and retention.	7/29/2024	\$0	\$0	\$246,736	12	0.00
	7		Total SPC-YTD Multi-Year Grants			\$0	\$36,094	\$13,291,958	34,386	28.00
1	213093	Palo Alto College	U.S. Department of Education, <u>Project Title: "Palo Alto College SSS Project".</u> Year 5 of 5.	The Project will provide participants with academic support, tutoring and advising, information on financial aid assistance, university visits and transfer workshops. The project will address competitive preference priorities through the activities and services fostering affordable paths to gaining skills and increasing levels of financial and economic literacy for participants. The SSS Project's intensive support services will significantly improve their persistence, academic performance (good standing) and graduation/transfer to a 4-year college.	9/1/2024	\$0	\$19,153	\$272,364	140	2.00
2	213094	Palo Alto College	U.S. Department of Education, <u>Project Title: "Palo Alto College DHSI: Project Listo".</u> Year 5 of 5.	Goals of project Listo (1) Academic Programs- will provide support to facilitate success of students academic goals. (2) Institutional Management-to implement improved academic support, advising, teaching and communication strategies that will increase student engagement and success. (3) Fiscal Stability-to increase revenue by enrolling and retaining students.	10/1/2024	\$0	\$0	\$447,372	500	6.00

ALAMO COLLEGES DISTRICT
FY 2025 Monthly & YTD Grant Award Funding Activity Report with Award Description
September 1, 2024 -July 31, 2025

Item No.	Grant Code	College	Funding Source/Grant	Description/Function	Date of Award Letter	Match Amount	Indirect Cost	Funding Amount	Students Served	No. of FTEs
3	213099	Palo Alto College	U.S. Department of Education, <u>Project Title: "Palo Alto College Talent Search: Southwest High School"</u> . Year 4 of 5.	The TRIO Talent Search: Southwest ISD project will provide participants with academic support in tutoring and advising, information on Financial literacy and completing financial aid applications and support applying to college. Participants will be provided support for their diverse academic and non-cognitive needs to ensure that they persist, succeed and graduate from high school and enroll in college to complete post-secondary education.	9/1/2024	\$0	\$23,077	\$288,470	500	3.00
4	213102	Palo Alto College	U.S. Department of Education, <u>Project Title: "Palo Alto College Talent Search: South San Antonio and Somerset ISD"</u> . Year 4 of 5.	The PAC Talent Search project will provide participants with academic tutoring and advising; information on financial aid programs; assistance in completing financial aid application and support for applying for college enrollment. Participants will be provided support for their diverse academic and non-cognitive needs to ensure that they persist, succeed and graduate from High School completing a rigorous secondary school program of study.	10/1/2024	\$0	\$23,078	\$288,470	500	3.00
5	213109	Palo Alto College	U.S. Department of Education, <u>Project Title: "Palo Alto College Upward Bound Math Science Project 2022"</u> . Year 3 of 5.	Palo Alto College (PAC) Upward Bound Math and Science (UBMS) will provide participants from East Central High School with academic instruction, tutoring and advising, information on financial aid programs, assistance in completing financial aid applications, financial literacy and support for applying for college enrollment. Participants will be provided support for their diverse academic and non-cognitive needs to ensure that they persist, succeed and graduate from high school completing a rigorous secondary program and enroll in college and graduate with a college degree.	9/1/2024	\$0	\$21,584	\$309,505	60	2.00
6	213110	Palo Alto College	U.S. Department of Education, <u>Project Title: "Palo Alto College Upward Bound 2022"</u> , Year 3 of 5.	Palo Alto College (PAC) Upward Bound will provide participants from Poteet, Pleasanton, Lytle, and Jourdanton High Schools with academic instruction, tutoring and advising information on financial aid programs and assistance in completing financial aid applications, financial literacy and support for apply for college enrollment. Participants will be provided support for their diverse academic and non-cognitive needs to ensure that they persist, succeed and graduate from high school completing a rigorous secondary program and enroll in college and graduate with a college degree.	9/1/2024	\$0	\$26,029	\$380,719	77	2.00
7	213525	Palo Alto College	U.S. Department of Education, <u>Project Title: "Palo Alto College DHSI: Project Advance"</u> . Year 2 of 5.	Activity is to increase STEM student enrollment, Persistence and Success. Under this activity the following components must be met with specific process and outcome objectives (1) Increase Student Support (2) Grow Partnership and (3) Enrich learning.	10/1/2024	\$0	\$0	\$599,212	150	4.00
8	213532	Palo Alto College	U.S. Department of Health and Human Services (DHHS), <u>Project Title: "Palo Alto Dental Hygiene Access to Care Program: Enhancing dental hygiene education and community health in South San Antonio by integrating advanced sleep health, CBCT scans and oral cancer screening"</u> . Year 1 of 2.	Project proposal is designed to address critical health disparities through the provision . specialized oral healthcare services that focus on Cone Beam Computed Tomography (CBCT) while testing for Obstructive Sleep Apnea.	9/30/2024	\$2,399	\$18,494	\$237,500	90	2.00

ALAMO COLLEGES DISTRICT
FY 2025 Monthly & YTD Grant Award Funding Activity Report with Award Description
September 1, 2024 - July 31, 2025

Item No.	Grant Code	College	Funding Source/Grant	Description/Function	Date of Award Letter	Match Amount	Indirect Cost	Funding Amount	Students Served	No. of FTEs
9	213534	Palo Alto College	U.S. Department of Agriculture thru Texas A&M Kingsville, <u>Project Title:</u> "Manager Education and Agriculture Technical Skills (MEAT's) Workforce". Year 1 of 5.	The MEAT's Workforce project targets students who are pursuing a degree in Agriculture or any other related major, express interest in the meat and poultry industries and are committed to completed tasks that have been outlined by project personnel. Also to help address Hispanic under representation in key positions in the meat and poultry industries by increasing the number of Hispanic College students that qualify and compete for entry and mid-level positions.	2/15/2023	\$0	\$0	\$150,000	39	1.00
10	213536	Palo Alto College	U.S. Department of Education, <u>Project Title:</u> "Palo Alto College Necesidades Program". Year 1 of 2.	Through comprehensive support services, including food assistance, mental health referrals and financial assistance for housing costs, the program aims to remove barriers that hinder student success. By improving persistence, retention and completion rates, this initiative will empower students to achieve their educational and personal goals.	1/1/2025	\$0	\$130,466	\$748,566	3,548	1.50
	10		Total PAC-YTD Multi-Year Grants			\$2,399	\$261,881	\$3,722,178	5,604	26.50
1	214055	Northwest Vista College	U.S. Department of Education, <u>Project Title:</u> "Portal Leading to Undergraduate Success in Science, Technology, Engineering & Math Project (PLUS+STEM Project)". Year 4 of 5.	Project aims to narrow the STEM achievement gap among NVC's Hispanics, Low-income and other disadvantaged student groups through the implementation of enhanced research based activities and services and equitable academic and support services that will empower underrepresented students with the skills and knowledge to succeed in STEM.	10/1/2024	\$0	\$164,608	\$1,000,000	190	14.00
2	214056	Northwest Vista College	National Science Foundation thru St. Mary's University, <u>Project Title:</u> "Fostering Undergraduate Education, Retention & Transfer Environments (FUERTE)". Year 4 of 4.	The NSF Fuerte project, a partnership between Northwest Vista College and St. Mary's University aims to build a collaborative culturally responsive transfer pathways in undergraduate education at Hispanic-Serving Institutions to increase retention and graduation rates of Latinx students pursuing degrees in STEM.	1/13/2025	\$0	\$0	\$6,019.78	0	0.00
3	214058	Northwest Vista College	National Science Foundation thru the University of Texas at San Antonio, <u>Project Title:</u> "Geoscience Engagement: Growing Interest at Hispanic Serving Institution by Scaffolding Classroom Intervention to Service Learning Projects". Year 3 of 3.	Goal of the project is to broaden participation and enhance retention in the geosciences by testing the effectiveness of an integrated early intervention strategy within the undergraduate degree pipeline.	6/1/2024	\$0	\$3,370	\$24,644	275	0.55
4	214059	Northwest Vista College	Texas Higher Education Coordinating Board (THECB), <u>Project Title:</u> "2023 College Readiness and Success Models". Year 2 of 2.	Key action items for grant project are, Implement an intrusive Advising Model for FT1C students in corequisite English and/or Math courses. Implement culturally responsive curriculum and supports for English language. Increase support for new full-time and part-time faculty teaching corequisite courses through sustained professional development.	9/1/2024	\$0	\$0	\$50,000	1,200	1.00
5	214522	Northwest Vista College	Texas Higher Education Coordinating Board (THECB), <u>Project Title:</u> "Student Success Acceleration program (SSAP) 2.0". Year 1 of 2.	Goal is to enhance student support services to increase re-engaged student productive grade rate, redesign student case management model to increase re-engaged student academic progress and Redesign NVC Student Success webpages specific to re-engaged students and underserved student populations.	9/18/2024	\$0	\$0	\$125,000	196	1.50
	5		Total NVC-YTD Multi-Year Grants			\$0	\$167,978	\$1,205,664	1,861	17.05

ALAMO COLLEGES DISTRICT
FY 2025 Monthly & YTD Grant Award Funding Activity Report with Award Description
September 1, 2024 - July 31, 2025

Item No.	Grant Code	College	Funding Source/Grant	Description/Function	Date of Award Letter	Match Amount	Indirect Cost	Funding Amount	Students Served	No. of FTEs
1	215015	Northeast Lakeview College	U.S. Department of Agriculture thru the University of Texas at San Antonio, Project Title: "#Eco-JEDI: Building a City-Wide Collaboration to Facilitate Career Readiness in FAS through Science & Counter-Storytelling". Year 3 of 4.	Project seeks to increase recruitment, graduation and career readiness by diminishing barriers and prioritizing diversity and inclusion of UP in science, technology, engineering and mathematics (STEM) through a city wide collaboration of three HSI's. The grant actively increases scientific communication by recruiting faculty to design and implement writing in their courses each year and provides students with robust opportunities and exposure to career readiness sessions and activities.	9/1/2024	\$0	\$8,025	\$56,133	600	18.00
2	215511	Northeast Lakeview College	U.S. Department of Education, Project Title: "Alamo SUCCESS Data Analysis Project (Strengthening Understanding, Capacity, Competence, and Excellence in Student Success)". Year 1 of 5.	Alamo SUCCESS grant stewardship council composed of representative planning and data analysis professionals from each of the five colleges will oversee the two components of the grant. (1) improving data collection and analysis and (2) providing student services identified as needs by the new and improved capabilities for analysis.	10/1/2024	\$0	\$0	\$550,000	10,000	1.00
3	215512	Northeast Lakeview College	Texas Higher Education Coordinating Board (THECB), Project Title: "Student Success Acceleration Program (SSAP)". Year 1 of 2.	The Nighthawks Student Outreach and Retention (SOAR) project5 will direct the adoption of the Pronto student engagement platform at NLC to create communities of support outside of the classroom. Project is designed to enhance communication between students, faculty and staff in theoretical studies that demonstrate that when students feel connected to their campus community they display higher grades, persistence and lower rates of depression and anxiety. <i>Additional funding in the amount of \$50,000.</i>	10/4/2024	\$0	\$0	\$200,000	68	1.00
4	215541	Northeast Lakeview College	National Science Foundation, Project Title: "Strengthening STEM education through instrumentation support for physics and engineering". Year 1 of 2.	Project aims to embed NSF-Funded instructional materials and technology into six introductory courses in physics and engineering, reaching 2175 students in the two year funding period. Additionally the project will bolster the knowledge and skills of a cross institutional training team to then educate 15 STEM faculty on the basic functionality of project technology and integrating instructional technology into lessons.	2/15/2025	\$0	\$0	\$94,803	2,175	0.00
	4		Total NLC-MTD Multi Year Grants			\$0	\$8,025	\$900,936	12,843	20.00
	44			Total YTD Multi-Year Grants		\$5,399	\$1,061,420	\$25,621,311	94,382	138.71
	60			GRAND TOTAL-YTD SINGLE AND MULTI-YEAR GRANTS		\$5,399	\$1,069,240	\$31,536,842	103,660	180.71

ALAMO COLLEGES DISTRICT
FY 2025 Monthly (MTD) Restricted Contract Activity Report
 July 01, 2025 - July 31,2025

Item No.	Grant Code	College	Funding Source / Grant	Description/Function	Date of Award Letter	Match Amount	Indirect Cost	Funding Amount	Students Served	No. of FTEs
1	249512	District	Texas Higher Education Coordinating Board (THECB), <u>Project Title:</u> "Data -to- Action for Parenting Students at Texas Colleges & Universities Grant Program". Year 1 of 2.	The purpose of this agreement is to provide administrative expertise, planning, management and operational support to THECB's Student Success division	4/8/2025	\$0	\$0	\$200,000	-	0.00
2	249513	District	Alamo Colleges Foundation, <u>Project Title:</u> "South Texas Alliance for Student Wellbeing (STA-Well)". Year 1 of 2.	Goal is to improve Student Success through Mental Health support; Establish a regional Ecosystem for Student Mental Health and Advance Data-Driven decision making and ROI to ensure stability.	6/1/2025	\$0	\$0	\$375,720	500	0.00
3	249514	District	Alamo Colleges Foundation thru United Way, <u>Project Title:</u> "Last Dollar Childcare Grant Program". Year 1 of 5.	To support student parents, the Drop In Childcare Program will support "Drop-in" short-term duration childcare vouchers to cover the childcare	7/1/2025	\$0	\$0	\$100,000	133	0.00
4	249515	District	Alamo Colleges Foundation thru United Way, <u>Project Title:</u> "Drop-In Child Care Program". Year 1 of 5.	TO support student parents, the Drop-in Childcare program will support "drop-in" short-term duration childcare vouchers to cover the childcare fees for student parents attending one of the five Alamo Colleges/education training centers.	7/1/2025	\$0	\$0	\$100,000	137	0.00
5	249516	District	Alamo Colleges Foundation thru United Way, <u>Project Title:</u> "It's Possible Grant". Year 1 of 5.	Goal is to enroll 270 students who live at less than 100% of federal poverty levein in Adult Education. Graduate 33% (90) of these students with GED or HSE and a workforce credential. Enroll 90 students (who have income greater than 100% but less than 150% of the federal poverty level) in Adult Education. Graduate 33% (30) of these students with GED or HSE and a workforce credential.	7/1/2025	\$0	\$0	\$204,930	360	0.00
	5		Total Dist. MTD Restricted Contracts			\$0	\$0	\$980,650	1,130	0.00
1	241021	San Antonio College	Alamo Colleges Foundation, <u>Project Title:</u> "The SAC Writing & Thinking Institute".	The Writing and Thinking Institute Program Fund will provide underwriting support for faculty professional development that supports Student Success in Disciplinary Learning and the Marketable Skills of communication and Critical Thinking.	7/23/2025	\$0	\$0	\$46,412	110	0.00
	1		Total SAC MTD Restricted Contracts			\$0	\$0	\$46,412	110	0.00
	6		GRAND TOTAL-MTD RESTRICTED CONTRACTS			\$0	\$0	\$1,027,062	1,240	-

ALAMO COLLEGES DISTRICT
FY 2025 YTD Restricted Contract (Non-Grant) Summary Report
 September 1, 2024 -July 31, 2025

No.	Contract Recipient	No. of Contracts Executed for the Year	YTD Total Amount of Contracts	No. Students to be Served
1	District Restricted Contracts	7	\$1,388,545	1,263
2	San Antonio College	3	218,177	126
3	St. Philip's College			
4	Palo Alto College			
5	Northwest Vista College	1	10,000	0
6	Northeast Lakeview College			
	Total	11	\$1,616,722	1,389

Year-to-Date Number of Contracts in Selected Dollar Ranges:

No.	Contract Recipient	\$.01-\$9,999.99	\$10,000- \$99,999	\$100,000 and Higher	Total
1	District Restricted Contracts		1	6	
2	San Antonio College		2	1	
3	St. Philip's College				
4	Palo Alto College				
5	Northwest Vista College		1		
6	Northeast Lakeview College				
	Total	0	4	7	11

Discussion and Possible Action on Approval of Construction Reports

Presented to the Board acting as Committee of the Whole on September 9, 2025, and now presented to the Board for approval on September 16, 2025.

MINUTE ORDER

“The Alamo Colleges Board of Trustees hereby accepts the construction reports as presented.”

PURPOSE

The following financial reports are presented to the Board of Trustees for informational and approval purposes for July 31, 2025.

BACKGROUND

1. 2017 Capital Improvement Program Overview Chart(s)
2. 2017 CIP General Obligation Bond / Maintenance Tax Note Summary and Detail Report

IMPLICATIONS

Financial: N/A

Strategic Plan: Strategic Objective III Performance Excellence

Human Resources: N/A

ATTACHMENTS: Construction Reports

Lisa L. Mazure, MSA, CPA
Associate Vice Chancellor for Finance and
Fiscal Services

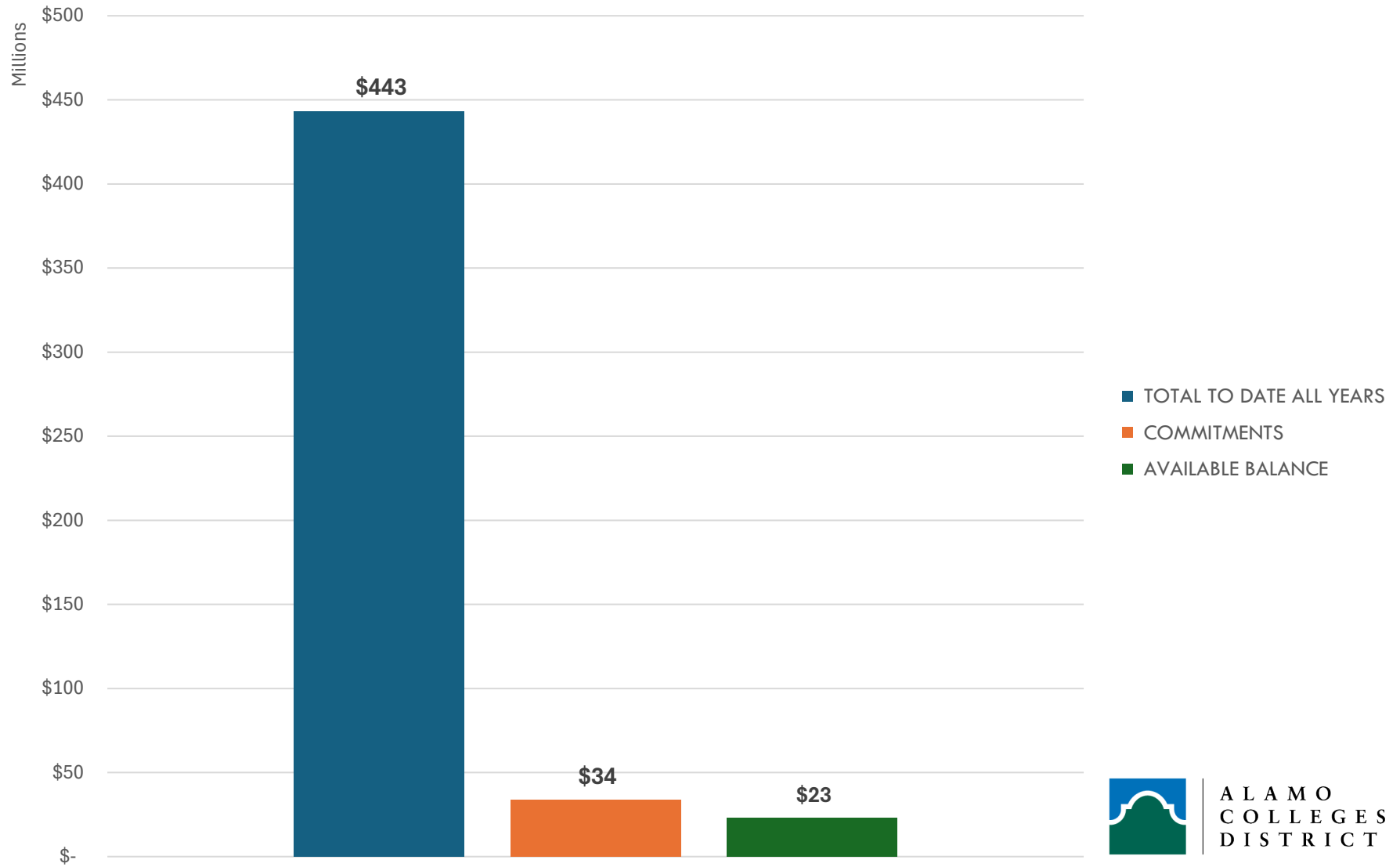
Dr. Thomas Cleary
Interim Vice Chancellor for Finance and
Administration

Dr. Mike Flores, Chancellor

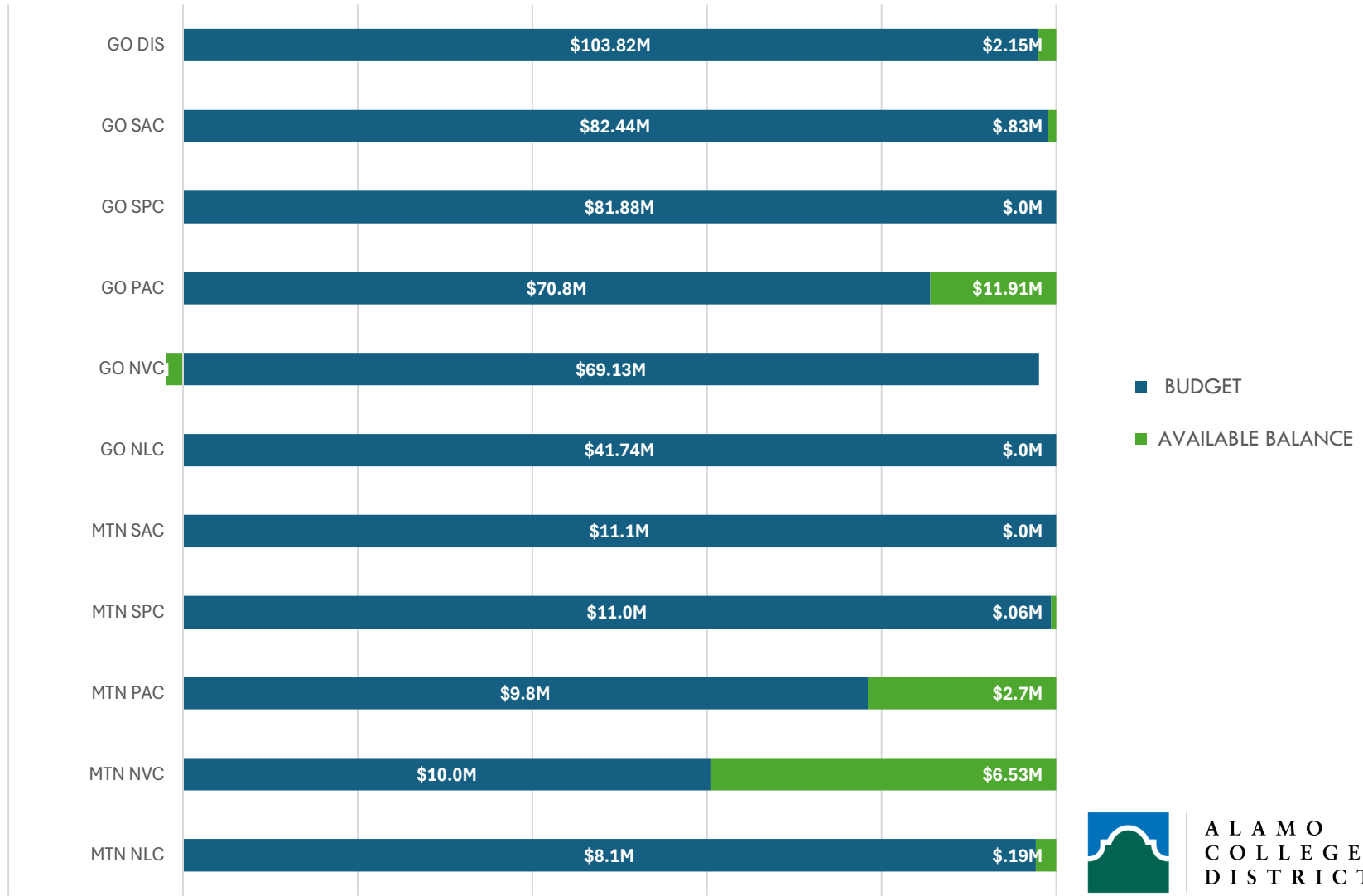


ALAMO
COLLEGES
DISTRICT

Budget vs Actuals - Overview (GO & MTN) Inception to July 31, 2025



Budget vs Available Balance Inception to July 31, 2025



ALAMO COLLEGES DISTRICT
2017 - CAPITAL IMPROVEMENT PROGRAM SUMMARY
As of July 31, 2025

FUNDING SOURCES	GO 2017 Limited Tax Bonds	MTN 2020 Maintenance Tax Bonds	GO 2021 Limited Tax Bonds	GO 2022 Limited Tax Bonds	TOTAL
General Obligation Bonds	\$ 173,000,000	\$ -	\$ 225,000,000	\$ 52,000,000	\$ 450,000,000
Maintenance Tax Note Bonds	\$ -	\$ 50,000,000	\$ -	\$ -	\$ 50,000,000
TOTAL FUNDING SOURCES	\$ 173,000,000	\$ 50,000,000	\$ 225,000,000	\$ 52,000,000	\$ 500,000,000

BY LOCATION	BUDGET	CURRENT YEAR TOTAL	PRIOR YEARS' TOTAL	TOTAL TO DATE ALL YEARS	COMMITMENTS	AVAILABLE BALANCE
DISTRICT & DISTRICT WIDE - 2017 G.O. BOND	\$ 103,824,421	\$ 5,485,143	\$ 77,127,251	\$ 82,612,394	\$ 19,064,381	\$ 2,147,646
SAN ANTONIO COLLEGE - 2017 G.O. BOND	\$ 82,442,288	\$ (400,991)	\$ 81,989,192	\$ 81,588,201	\$ 23,624	\$ 830,463
ST. PHILIP'S COLLEGE & SWC - 2017 G.O. BOND	\$ 81,882,071	\$ -	\$ 81,882,071	\$ 81,882,071	\$ -	\$ 0
PALO ALTO COLLEGE - 2017 G.O. BOND	\$ 70,801,925	\$ 456,077	\$ 57,744,571	\$ 58,200,648	\$ 693,917	\$ 11,907,360
NORTHWEST VISTA COLLEGE - 2017 G.O. BOND	\$ 69,127,000	\$ 109,676	\$ 57,621,609	\$ 57,731,285	\$ 12,772,373	\$ (1,376,659)
NORTHEAST LAKEVIEW COLLEGE - 2017 G.O. BOND	\$ 41,741,692	\$ 22,334	\$ 41,719,358	\$ 41,741,692	\$ -	\$ 1
General Obligation Bond Totals	\$ 449,819,397	\$ 5,672,239	\$ 398,084,051	\$ 403,756,291	\$ 32,554,295	\$ 13,508,812
SAN ANTONIO COLLEGE - 2020 MTN BOND	\$ 11,100,000	\$ -	\$ 11,100,000	\$ 11,100,000	\$ -	\$ -
ST. PHILIP'S COLLEGE & SWC - 2020 MTN BOND	\$ 11,000,000	\$ -	\$ 10,937,817	\$ 10,937,817	\$ -	\$ 62,183
PALO ALTO COLLEGE - 2020 MTN BOND	\$ 9,800,000	\$ -	\$ 7,103,426	\$ 7,103,426	\$ -	\$ 2,696,574
NORTHWEST VISTA COLLEGE - 2020 MTN BOND	\$ 10,000,000	\$ 828,000	\$ 1,818,853	\$ 2,646,853	\$ 822,000	\$ 6,531,147
NORTHEAST LAKEVIEW COLLEGE - 2020 MTN BOND	\$ 8,100,000	\$ -	\$ 7,678,967	\$ 7,678,967	\$ 226,679	\$ 194,354
MTN Bond Totals	\$ 50,000,000	\$ 828,000	\$ 38,639,063	\$ 39,467,063	\$ 1,048,679	\$ 9,484,259
TOTAL FOR ALL 2017 CIP BONDS	\$ 499,819,398	\$ 6,500,239	\$ 436,723,114	\$ 443,223,354	\$ 33,602,974	\$ 22,993,070

ALAMO COLLEGES DISTRICT
2017 - CAPITAL IMPROVEMENT PROGRAM EXPENDITURES BY PROJECT
As of July 31, 2025

General Obligation Bonds							
PROJECT TITLE	Adjusted Budget	Current Month Expenses	Current Yr Expenses	Prior Yrs Expenses	Total to Date All Yrs Expenses	Commitments	Available Balance
DIS-WETC GO17 - T1	24,000,000	-	59,982	23,771,346	23,831,328	77,840	90,832
DIS-SETC GO17 - T1	23,000,000	314,711	1,217,111	19,921,729	21,138,839	33,695	1,827,466
DIS-N. 281 Property purch - GO17 - T1	5,000,000	-	-	5,000,000	5,000,000	-	-
DIS I-10 NW Ed and Train Ctr. - GO17 - T2	23,881,758	201,485	1,902,764	2,827,578	4,730,342	18,950,278	201,138
SWC- Redund Police Dpatch @ SWC - GO17 - T1	2,955,408	-	-	2,955,408	2,955,408	-	(0)
DIS MOKA Prog. MGT. - GO17	7,254	-	-	7,254	7,254	-	0
TOTAL FOR DISTRICT	\$ 78,844,420	\$ 516,196	\$ 3,179,857	\$ 54,483,315	\$ 57,663,172	\$ 19,061,813	\$ 2,119,436
DIS Instructional Tech GO17 - T1	2,556,117	287,683	1,399,166	1,128,944	2,528,109	2,568	25,439
DIS Infrastructural & ACOL GO17 T1	12,251,967	21,282	564,120	11,685,075	12,249,196	-	2,771
DIS Comm. & Collaboration Tools GO17 T1	3,997,214	-	-	3,997,214	3,997,214	-	-
Reporting and Analysis - T3	843,897	-	342,000	501,897	843,897	-	-
DIS Mobile Tech & Security GO17 - T3	5,330,806	-	-	5,330,805	5,330,805	-	0
TOTAL FOR DISTRICT WIDE INFO. TECH.	\$ 24,980,000	\$ 308,966	\$ 2,305,286	\$ 22,643,936	\$ 24,949,222	\$ 2,568	\$ 28,211
TOTAL FOR DISTRICT / DISTRICT WIDE	\$ 103,824,421	\$ 825,161	\$ 5,485,143	\$ 77,127,251	\$ 82,612,394	\$ 19,064,381	\$ 2,147,646
SAC-Parking Garage GO17 - T1	18,638,309	-	-	18,554,111	18,554,111	-	84,198
SAC-Childcare Bldg GO17 - T1	16,653,577	(412,623)	(412,623)	16,486,077	16,073,454	-	580,123
SAC Law Enforce/ 1st Responder - GO17 - T2	19,905,460	-	11,632	19,839,062	19,850,694	23,624	31,142
SAC Fletcher St Success Ren w/ Main Entry - GO17 - T2	9,689,076	-	-	9,689,076	9,689,076	-	-
SAC Physical Plant - GO17 - T3	2,471,654	-	-	2,471,654	2,471,654	-	0
SAC Chance Academic Ren - GO17 - T3	3,604	-	-	3,604	3,604	-	-
SAC MFA Ren - GO17 - T3	47,808	-	-	47,808	47,808	-	-
SAC NEW SCIENCE BLDG - GO17	15,032,801	-	-	14,897,801	14,897,801	-	135,000
TOTAL FOR SAC	\$ 82,442,288	\$ (412,623)	\$ (400,991)	\$ 81,989,192	\$ 81,588,201	\$ 23,624	\$ 830,463
SPC Culinary Arts Center Exc GO17 -T1	29,997,330	-	-	29,997,330	29,997,330	-	(0)
SPC Norris Tech Renovation GO17 - T2	14,851,838	-	-	14,851,838	14,851,838	-	-
SPC Bowden Renovation GO17 - T3	13,690,846	-	-	13,690,846	13,690,846	-	0
TOTAL FOR SPC	\$ 58,540,014	\$ -	\$ -	\$ 58,540,014	\$ 58,540,014	\$ -	\$ 0
SPC Welding and Auto Body Fac -GO17 -T2	23,342,058	-	-	23,342,058	23,342,058	-	(0)
TOTAL FOR SWC	\$ 23,342,058	\$ -	\$ -	\$ 23,342,058	\$ 23,342,058	\$ -	(0)
TOTAL FOR SPC / SWC	\$ 81,882,071	\$ -	\$ -	\$ 81,882,071	\$ 81,882,071	\$ -	\$ 0

ALAMO COLLEGES DISTRICT
2017 - CAPITAL IMPROVEMENT PROGRAM EXPENDITURES BY PROJECT
As of July 31, 2025

General Obligation Bonds							
PROJECT TITLE	Adjusted Budget	Current Month Expenses	Current Yr Expenses	Prior Yrs Expenses	Total to Date All Yrs Expenses	Commitments	Available Balance
PAC Manufacturing Bldg GO17 - T1	48,302,784	356,589	456,077	47,731,590	48,187,667	75,955	39,162
PAC Real Estate Purchase (under district funding) GO17 - T1	5,118,242	-	-	5,118,242	5,118,242	-	0
PAC Student Engagement & Welcome Ctr GO17 - T2	4,780	-	-	4,780	4,780	-	-
PAC Natatorium and Gym Ren GO17 - T2	13,769,259	-	-	1,283,098	1,283,098	617,962	11,868,199
PAC Physical Plant GO17 - T3	3,606,862	-	-	3,606,862	3,606,862	-	(0)
TOTAL FOR PAC	\$ 70,801,925	\$ 356,589	\$ 456,077	\$ 57,744,571	\$ 58,200,648	\$ 693,917	\$ 11,907,360
NVC Parking Garage GO17 - T1	9,701,860	-	-	9,472,467	9,472,467	-	229,393
NVC Welcome Ctr. GO17 - T1	15,770,421	-	-	15,711,143	15,711,143	-	59,278
NVC Cultural Prog Ctr Excellen GO17 - T2	11,740,947	-	97,476	1,165,535	1,263,011	12,772,373	(2,294,438)
NVC STEM GO17 - T3	29,114,984	-	12,200	28,554,034	28,566,234	-	548,750
NVC Physical Plant GO17 - T3	2,798,788	-	-	2,718,430	2,718,430	-	80,358
TOTAL FOR NVC	\$ 69,127,000	\$ -	\$ 109,676	\$ 57,621,609	\$ 57,731,285	\$ 12,772,373	\$ (1,376,659)
NLC Tech Ctr Excellence/Science Building GO17 - T2	41,741,692	-	22,334	41,719,358	41,741,692	-	-
TOTAL FOR NLC	\$ 41,741,692	\$ -	\$ 22,334	\$ 41,719,358	\$ 41,741,692	\$ -	\$ -
TOTAL 2017 G.O. BONDS	\$ 449,819,397	\$ 769,127	\$ 5,672,239	\$ 398,084,051	\$ 403,756,291	\$ 32,554,295	\$ 13,508,811

ALAMO COLLEGES DISTRICT
2017 - CAPITAL IMPROVEMENT PROGRAM EXPENDITURES BY PROJECT
As of July 31, 2025

Maintenance Tax Notes							
PROJECT TITLE	Adjusted Budget	Current Month Expenses	Current Yr Expenses	Prior Yrs Expenses	Total to Date All Yrs Expenses	Commitments	Available Balance
SAC FLETCH ST SCSS MTN20	11,100,000	-	-	11,100,000	11,100,000	-	-
TOTAL FOR SAC	\$ 11,100,000	\$ -	\$ -	\$ 11,100,000	\$ 11,100,000	\$ -	\$ -
SPC THCA Culinary-MTN20	2,135,269	-	-	2,135,269	2,135,269	-	-
SPC NORRIS TECH MTN20	8,448,279	-	-	8,448,279	8,448,279	-	-
SPC WELD & AUTO MTN20	354,269	-	-	354,269	354,269	-	(0)
SPC UNALLOCATED MTN20	62,183	-	-	-	-	-	62,183
TOTAL FOR SPC / SWC	\$ 11,000,000	\$ -	\$ -	\$ 10,937,817	\$ 10,937,817	\$ -	\$ 62,183
PAC NATA & GYM IMP - MTN20	9,800,000	-	-	7,103,426	7,103,426	-	2,696,574
TOTAL FOR PAC	\$ 9,800,000	\$ -	\$ -	\$ 7,103,426	\$ 7,103,426	\$ -	\$ 2,696,574
NVC CUL PRGMS CYP REN - MTN20	8,181,147	828,000	828,000	-	828,000	822,000	6,531,147
NVC WELCOME CTR - MTN20	1,818,853	-	-	1,818,853	1,818,853	-	0
TOTAL FOR NVC	\$ 10,000,000	\$ 828,000	\$ 828,000	\$ 1,818,853	\$ 2,646,853	\$ 822,000	\$ 6,531,147
NLC SCI/TECH CTR of EXEL - MTN20	5,424,101	-	-	5,424,101	5,424,101	-	-
NLC VETERANS CENTER FFE - MTN20	421,033	-	-	-	-	226,679	194,354
NLC ACA BLDG I ELEV - MTN20	1,260,941	-	-	1,260,941	1,260,941	-	(0)
NLC NLIB Elev & L Ren - MTN20	143,926	-	-	143,926	143,926	-	0
NLC STU COM MOIST BAR - MTN20	850,000	-	-	850,000	850,000	-	-
TOTAL FOR NLC	\$ 8,100,000	\$ -	\$ -	\$ 7,678,967	\$ 7,678,967	\$ 226,679	\$ 194,354
TOTAL 2020 MTN BONDS	\$ 50,000,000	\$ 828,000	\$ 828,000	\$ 38,639,063	\$ 39,467,063	\$ 1,048,679	\$ 9,484,259
TOTAL 2017 CIP G.O. & MTN BONDS	\$ 499,819,398	\$ 1,597,127	\$ 6,500,239	\$ 436,723,114	\$ 443,223,354	\$ 33,602,974	\$ 22,993,070

Discussion and Possible Action on Approval of Financial Reports

Presented to the Board acting as Committee of the Whole on September 9, 2025, and now presented to the ALAMO COLLEGES DISTRICT BOARD OF TRUSTEES on September 16, 2025.

MINUTE ORDER

“The Alamo Colleges Board of Trustees hereby accepts the financial reports as presented.”

PURPOSE

The following financial reports are presented to the Board of Trustees for informational and approval purposes for July 31, 2025.

BACKGROUND

1. Financial Charts
2. Comparison of Year-to-Date Actual Revenues/Expenditures

IMPLICATIONS

Financial: N/A

Strategic Plan: Strategic Objective III Performance Excellence

Human Resources: N/A

ATTACHMENTS: Financial Reports

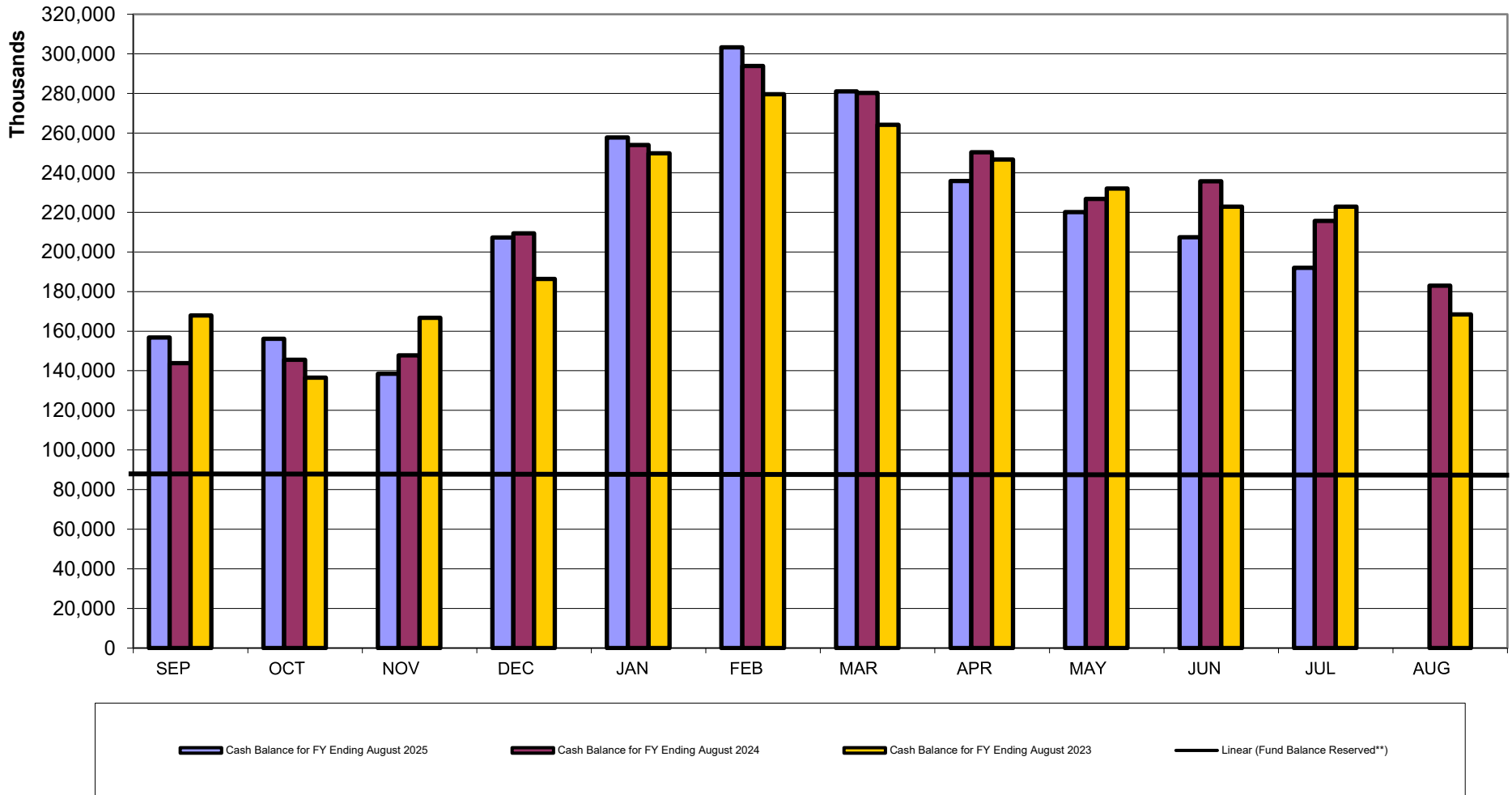
Lisa L. Mazure, MSA, CPA
Associate Vice Chancellor for Finance and
Fiscal Services

Dr. Thomas Cleary
Interim Vice Chancellor for Finance and
Administration

Dr. Mike Flores, Chancellor



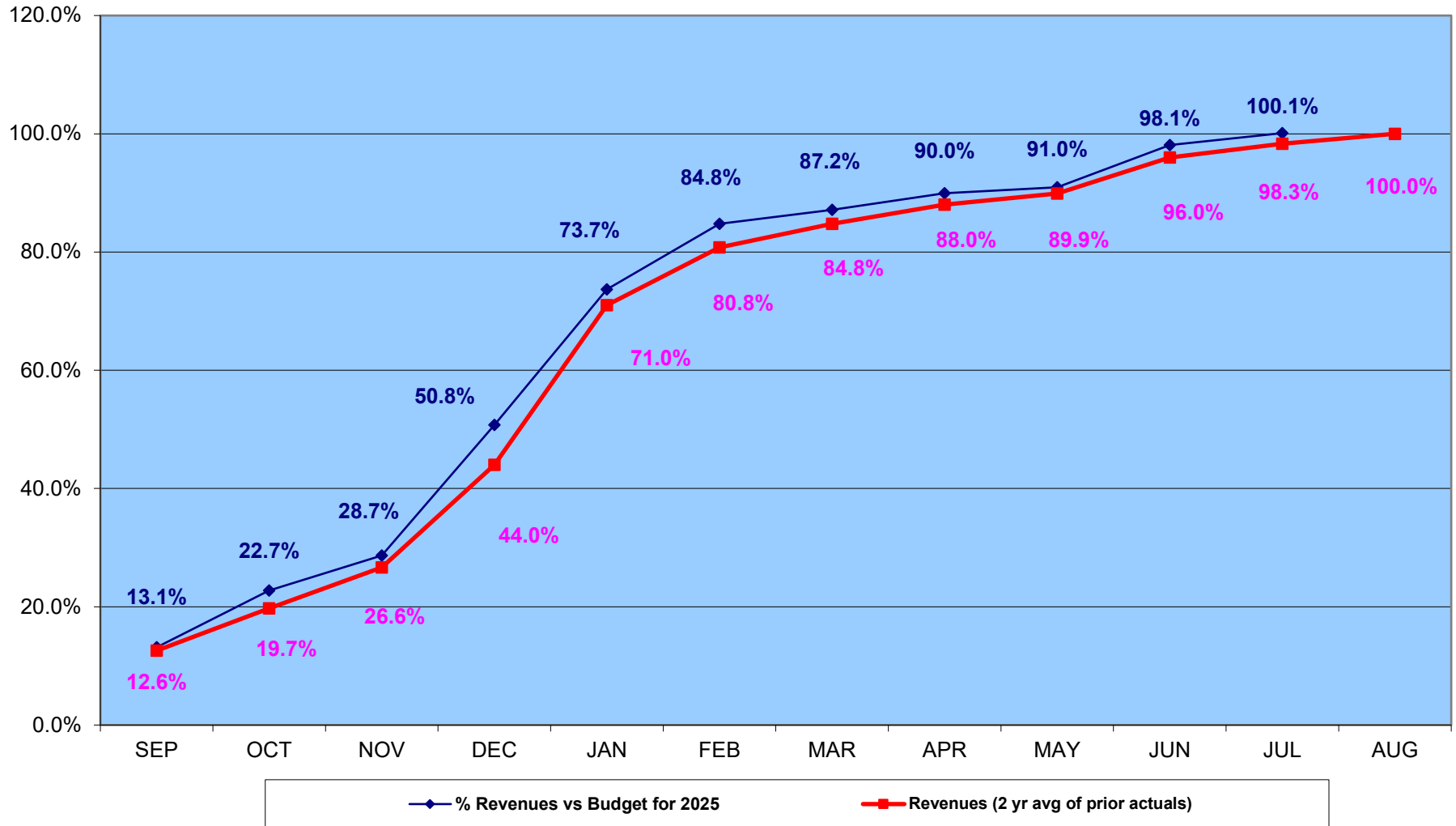
**Alamo Colleges District
Current Operating Fund Cash Analysis**
(For Fiscal Years Ending August 2025, 2024 and 2023)
Through July 2025



*Includes Cash and Investments.
 Chart excludes cash balances for capital construction and debt service.
 August includes Fall Tuition collections.

**Fund Balance Reserved excludes encumbrances and operating commitments.

Alamo Colleges District Unrestricted Operating Actual Revenues as % of Adjusted Budgeted Revenues Compared to Average of Two Prior Years Actual Revenues



Alamo Colleges District
Unrestricted Operating Actual Expenses and Transfers as % of Adjusted Budgeted Expenses and Transfers
Compared to Average of Two Prior Years Actual Expenses and Transfers



ALAMO COLLEGES DISTRICT
FY 2024 - 2025 ALL FUNDS ACTUALS VS BUDGET REPORT
JULY 2025 YEAR-TO-DATE

	Adjusted Budget 2024 - 2025 (A) (as of July 2025)		YTD Actual 07/31/2025		% of Budget (11th month / 91.7 % of Year)			
	Unrestricted	Restricted	Unrestricted	Restricted	Unrestricted		Restricted	
					07/31/25	07/31/24	07/31/25	07/31/24
REVENUES								
Instruction and General	525,897,764	40,584,608	525,655,615	26,115,362	100.0%	102.0%	64.3%	93.5%
Public Service	340,500	-	1,149,556	-	337.6%	106.3%		
Scholarships and Fellowships	-	94,751,553	-	107,102,100			113.0%	96.0%
Auxiliary Enterprises	3,434,172	-	3,135,872	-	91.3%	89.8%		
Student Activity Fee	2,643,294	-	2,972,635	-	112.5%	105.4%		
Subtotal Current Funds	532,315,730	135,336,161	532,913,677	133,217,462	100.1%	101.9%	98.4%	95.2%
Capital Outlay	-	10,322,153	-	2,115,008			20.5%	41.6%
Renewals & Replacements	-	-	-	-				
Building	-	34,072,959	-	9,165,963			26.9%	111.9%
Furniture & Equipment	-	-	-	-				
Debt Services	-	102,929,829	-	102,610,833			99.7%	91.6%
Subtotal Plant Funds	-	147,324,941	-	113,891,804		0.0%	77.3%	87.0%
TOTAL REVENUES	532,315,730	282,661,102	532,913,677	247,109,266	100.1%	101.9%	87.4%	91.0%
BEGINNING FUND BALANCES (B)								
Instruction and General	109,419,728	2,319,247	109,419,728	2,319,247				
Public Service	-	-	-	-				
Scholarships and Fellowships	-	7,774,911	-	7,774,911				
Auxiliary Enterprises	5,612,715	-	5,612,715	-				
Student Activity Fee	2,143,338	-	2,143,338	-				
Subtotal Current Funds	117,175,781	10,094,158	117,175,781	10,094,158				
Capital Outlay	-	58,132,096	-	58,132,096				
Renewals & Replacements	-	-	-	-				
Building	-	332,683,179	-	332,683,179				
Furniture & Equipment	-	17,448,795	-	17,448,795				
Debt Services	-	12,699,791	-	12,699,791				
Subtotal Plant Funds	-	420,963,861	-	420,963,861				
TOTAL BEGINNING FUND BALANCES	117,175,781	431,058,019	117,175,781	431,058,019				
TOTAL AVAILABLE (Revenues + Beg. Fund Balance)								
Instruction and General	635,317,492	42,903,855	635,075,343	28,434,609				
Public Service	340,500	-	1,149,556	-				
Scholarships and Fellowships	-	102,526,464	-	114,877,011				
Auxiliary Enterprises	9,046,887	-	8,748,587	-				
Student Activity Fee	4,786,632	-	5,115,973	-				
Subtotal Current Funds	649,491,511	145,430,319	650,089,458	143,311,620				
Capital Outlay	-	68,454,249	-	60,247,104				
Renewals & Replacements	-	-	-	-				
Building	-	366,756,138	-	341,849,142				
Furniture & Equipment	-	17,448,795	-	17,448,795				
Debt Services	-	115,629,620	-	115,310,624				
Subtotal Plant Funds	-	568,288,802	-	534,855,665				
TOTAL AVAILABLE	649,491,511	713,719,121	650,089,458	678,167,285				

(A) Includes budget amendments #1 and #2.

(B) Beginning fund balance are audited ending FY23-24 fund balances. The fund balances include Board mandated 15% operating reserve, grants, construction, scholarships, & gifts funds.

ALAMO COLLEGES DISTRICT
FY 2024 - 2025 ALL FUNDS ACTUALS VS BUDGET REPORT
JULY 2025 YEAR-TO-DATE

	Adjusted Budget 2024 - 2025 (A) (as of July 2025)		YTD Actual 07/31/2025		% of Budget (11th month / 91.7 % of Year)			
	Unrestricted	Restricted	Unrestricted	Restricted	Unrestricted		Restricted	
					07/31/25	07/31/24	07/31/25	07/31/24
EXPENDITURES								
Instruction and Genera	539,814,379	40,584,608	435,714,845	31,059,133	80.7%	78.7%	76.5%	97.7%
Public Service	3,167,126	-	1,945,206	-	61.4%	86.8%	-	-
Scholarships and Fellowships	-	100,924,051	-	118,379,594	-	-	117.3%	97.3%
Auxiliary Enterprises	1,560,069	-	1,114,476	-	71.4%	36.6%	-	-
Student Activity Fee	2,998,416	-	2,733,752	-	91.2%	96.1%	-	-
Subtotal Current Funds	547,539,990	141,508,659	441,508,279	149,438,727	80.6%	78.7%	105.6%	97.4%
Capital Outlay	-	30,104,793	-	5,728,697	-	-	19.0%	34.1%
Renewals & Replacements	-	-	-	-	-	-	-	-
Building	-	193,696,009	-	137,392,066	-	-	70.9%	19.4%
Furniture & Equipment	-	5,068,468	-	5,765,414	-	-	-	-
Debt Services	-	111,213,416	-	53,748,779	-	-	48.3%	50.6%
Subtotal Plant Funds	-	340,082,686	-	202,634,956	-	-	59.6%	34.0%
TOTAL EXPENDITURES	547,539,990	481,591,345	441,508,279	352,073,683	80.6%	78.7%	73.1%	52.2%
TRANSFERS (IN) OUT								
Instruction and General	-	-	27,524,913	-	-	-	-	-
Public Service	-	-	-	-	-	-	-	-
Scholarships and Fellowships	6,625,494	(6,625,494)	-	(6,261,167)	-	-	-	-
Auxiliary Enterprises	-	-	-	-	-	-	-	-
Student Activity Fee	-	-	-	-	-	-	-	-
Subtotal Current Funds	6,625,494	(6,625,494)	27,524,913	(6,261,167)	-	-	-	-
Capital Outlay	1,257,452	(1,257,452)	-	-	-	-	-	-
Renewals & Replacements	-	-	-	-	-	-	-	-
Building	51,000	(51,000)	-	(14,762,717)	-	-	-	-
Furniture & Equipment	15,331,720	(15,331,720)	-	-	-	-	-	-
Debt Services	6,400,000	(6,400,000)	-	(6,501,029)	-	-	-	-
Subtotal Plant Funds	23,040,172	(23,040,172)	-	(21,263,746)	-	-	-	-
NET TRANSFERS	29,665,666	(29,665,666)	27,524,913	(27,524,913)	-	-	-	-
TOTAL EXPENSE & TRANSFERS	577,205,656	451,925,679	469,033,192	324,548,770	81.3%	80.3%	71.8%	46.6%
ENDING FUND BALANCES								
Instruction and General	95,503,113	2,319,247	171,835,585	(2,624,524)	-	-	-	-
Public Service	(2,826,626)	-	(795,650)	-	-	-	-	-
Scholarships and Fellowships	(6,625,494)	8,227,907	-	2,758,584	-	-	-	-
Auxiliary Enterprises	7,486,818	-	7,634,111	-	-	-	-	-
Student Activity Fee	1,788,216	-	2,382,220	-	-	-	-	-
Subtotal Current Funds	95,326,027	10,547,154	181,056,266	134,060	-	-	-	-
Capital Outlay	(1,257,452)	39,606,908	-	54,518,407	-	-	-	-
Renewals & Replacements	-	-	-	-	-	-	-	-
Building	(51,000)	173,111,129	-	219,219,793	-	-	-	-
Furniture & Equipment	(15,331,720)	27,712,047	-	11,683,381	-	-	-	-
Debt Services	(6,400,000)	10,816,204	-	68,062,874	-	-	-	-
Subtotal Plant Funds	(23,040,172)	251,246,288	-	353,484,455	-	-	-	-
TOTAL ENDING FUND BALANCES	72,285,855	261,793,442	181,056,266	353,618,515	-	-	-	-
TOTAL EXP, TRF & BALANCES	649,491,511	713,719,121	650,089,458	678,167,285	-	-	-	-

(A) Includes budget amendments #1 and #2.

ALAMO COLLEGES DISTRICT
FOR THE ELEVEN MONTH PERIOD ENDED JULY 31, 2025

(1) Revenue Variance:

For the eleven-month period ended July 31, 2025, operating revenue grew by 3.3%, or \$17.1 million, reaching \$532.9 million—up from \$515.8 million in the prior year. This growth was driven primarily by a \$12.5 million increase in tuition and fee revenues and a \$7.7 million rise in tax revenue. These gains were partially offset by a \$3.1 million decline in other income.

- a) Tax revenues for FY25 and FY24 are \$263.7 and \$256.0 million, respectively. This represents a 3.0%, or \$7.7 million, increase over last year. The budget for tax revenues for FY25 and FY24 stand at \$271.4 million and \$255.4 million. The District continues to benefit from increasing taxable values in Bexar County. The projected ad valorem taxes increase as the taxable assessed value of properties across Bexar County providing a 6.3% increase in budgeted tax revenues, with no change to the property tax rate. This increase will continue to fund critical facilities maintenance and operations, expansion of workforce programs like nursing and high demand programs.
- b) Tuition and fees for FY25 increased by 10.7%, or \$12.5 million, compared to FY24. FY25 revenues are \$130.0 million, or 103.1% of the budget, versus FY24 revenues of \$117.5 million, or 100.6% of the budget. The positive variance in regular tuition is attributed to a strong increase in headcount and semester credit hours, offset by the Board's decision to reduce Out-of-District and Non-Texas/Non-Resident tuition rates to make the cost of attendance more affordable. Headcount enrollment for Fall 2024 increased by 10.9%, or 7,849 students, to 79,680. Fall 2024 semester credit hours also showed a similar increase of 11.1%, or 55,481 hours, reaching a total of 557,511 semester credit hours (as of 10/23/2024). Headcount enrollment for Spring 2025 increased by 12.0%, or 8,179 students, to 76,260. Spring 2025 semester credit hours also showed a strong increase of 4.6%, or 22,356 hours, reaching a total of 509,709 semester credit hours (as of 02/24/2025). Headcount enrollment for Summer 2025 increased by 19.6%, or 5,714 students, to 34,924. Summer 2025 semester credit hours also showed a strong increase of 24.0%, or 32,704 hours, reaching a total of 168,924 semester credit hours (as of 06/05/2025).
- c) State appropriations for the current and prior years are \$117.9 million and \$117.7 million, respectively, representing 102.2% and 100.8% of their respective fiscal year budgets. State appropriations include state-paid benefits (group health and retirement). Budgeted appropriations for FY25 are \$114.0 million, compared to \$116.8 million in the prior year.

(2) Expense Variance:

- a) The total All Funds expense budget approved by the Board of Trustees for FY 2024-2025 is \$976.9 million, comprised of \$528.6 million in operating expense and \$448.3 million in restricted funds. The goal of the operating expense budget is to continue to the momentum that we have created in positioning the Alamo Colleges District for "smart growth," which makes the most effective use of every dollar of revenue to support the economic and social mobility of the members of our community and the success of our students initiatives. The President of each of the five colleges maintains local control of their operating funds and distributes their respective allocated budget to: (a) funded employee positions, and (b) departmental operational expense accounts, based on the strategic initiatives and priorities at that location. The driving force behind the FY25 operating budget is funding the strategic priorities of the Alamo Colleges District (ACD) for our students. ACD, the largest higher education institution in South Texas and the only community college system to win the Malcolm Baldrige National Quality Award (twice), is working to fulfill Chancellor Dr. Mike Flores' moon shot vision of ending poverty in San Antonio through education. To make this bold vision a reality, the District and its five colleges - St. Philip's College, San Antonio College, Palo Alto College, Northwest Vista College and Northeast Lakeview College - are working to make access to a college education and successful completion of a degree or certificate accessible to all residents in its eight-county service area. ACD has implemented various investment strategies based on several identified community needs to provide accessible college education and opportunities for achieving student success.
- b) Operating expenses for FY25 and FY24 for the same period stand at 81.3% and 80.3% of the budget, respectively. Actual expenses for FY25 and FY24 are \$469.0 million and \$419.8 million, respectively, representing an increase of \$49.2 million

Discussion and Possible Action on Approval of Monthly Report on Cooperative Purchases in Excess of \$200,000

Presented to the Board Acting as Committee of the Whole on September 9, 2025 and now presented to the Board for approval on September 16, 2025.

MINUTE ORDER

“The Alamo Colleges District Board of Trustees hereby approves the monthly Cooperative Purchase Report as presented.”

PURPOSE

The purpose of this Minute Order is to provide a monthly report of purchases exceeding \$200,000 and any fees charged by the various local, state, and national providers of Cooperative Purchasing (COOP) programs during June 2025 and July 2025. Not all COOP programs charge fees, and some COOP’s offer cash rebates paid directly to Alamo Colleges. The Purchasing and Contract Administration Department utilizes the COOP programs to gain greater access to goods and services, cost savings through leveraged buying, and reduced administration costs by issuing fewer competitive bids and proposals. The combined buying power of public institutions throughout the State of Texas and nationally translates into savings and provides an efficient, cost effective and legal means for providing goods and services to departments throughout the Alamo Colleges in an expedited fashion.

BACKGROUND

Vendor contracts awarded through approved federal, state or cooperative purchasing agreements are a statutorily approved alternative to competitively procured vendor contracts. Only the following such contract purchases require prior Board approval:

- a. Purchases valued at \$200,000 or more in any 12-month period that will result in additional gross square footage (permanent or otherwise) that will require cleaning and maintaining and have at least two utilities present.
- b. Purchases valued at \$200,000 or more in any 12-month period that in the judgment of the Chancellor or Purchasing & Contract Administration would commit the College District or one of the colleges to an entirely new technology that would be pervasive for subsequent years.

For any cooperative purchasing contract valued at \$25,000 or more, Purchasing & Contract Administration shall document any contract-related fee, including any management fee. At least annually, Purchasing & Contract Administration shall present a written report regarding any contract-related fees, including any management fees, to the Board of Trustees at a properly posted open meeting.

IMPLICATIONS

Financial: None

Strategic Plans: Goal I-Student Success; and Goal III-Performance Excellence

Employee Services: None

Attachments: Cooperative Contract Purchases over \$200,000

Jody Eastland

Jody M. Eastland, MBA, FAHRMM, CMRP
Director, Purchasing & Contract Administration

Lisa Mazure, CPA
Associate Vice Chancellor for
Finance and Fiscal Services

Dr. Thomas Cleary
Interim Vice Chancellor for Finance & Administration

Dr. Mike Flores
Chancellor

COOPERATIVE CONTRACT PURCHASES OVER \$200,000

Location	Type of Funding	Description	Purpose/Why	COOP Admin Fee	Total Cost	Vendor/ Co-Op
ACCESS/Facilities	DWD-Preventive Maintenance-Unrestricted Construction Funds	Purchase of materials and labor for the re-roof of A-Frame and Walkway Sections at the Westside Education and Training Center	Repair, remove, and dispose of deteriorated materials and install new materials to the A-frame and walkways sections at the Westside Education and Training Center.	\$0.00	\$273,422.85	Empire Roofing Omnia 02-75
St, Philip's College /Facilities	DWD-Preventive Maintenance-Unrestricted Construction Funds	Purchase of materials and labor for installation of new GACO silicone roof coating system	Provide and install new GACO silicone roof coating system at St. Philip's College Health Professions building.	\$0.00	\$289,140.00	Empire Roofing Omnia 04-29 JOC
Palo Alto College/Facilities	DIS MTN23 Projects	Purchase of Materials and labor for Stormwater Improvements	Provide analysis of storm sewer, modify storm sewer path and underfloor slab for Ray Ellison Family Center and Sabina Hall at Palo Alto College.	\$0.00	\$3,253,920.00	SpawGlass Contractors Inc ESC Region 20 24027
San Antonio College/Facilities	DIS MTN23 Projects	Pavement Repair - Cement Stabilization at SAC-Loop Road Area D3	Provide pavement repair services by installing 2" Mill and Overlay. Also provide placement and compaction of the asphalt mill and 2" asphalt surface course.	\$0.00	\$310,676.00	Pavecon Ltd BuyBoard 700-23
San Antonio College/Facilities	DIS MTN23 Projects	Pavement Repair - Cement Stabilization SAC-Area D2	Provide pavement repair services by installing 2" Mill and Overlay. Also provide placement & compaction of the asphalt mill and mill area to a depth of 2". Placement and compaction of the 2" asphalt surface course and install rubber speed bumps where currently existing.	\$0.00	\$216,852.00	Pavecon Ltd BuyBoard 700-23



Northeast Lakeview College/Veterans Department	Northeast Lakeview College Center FF&E Maintenance Tax Note 20	Purchase of new furniture for the Veterans Center at Northeast Lakeview College	Provide new furniture to include guest chairs, tables and lounge seat for students and staff	\$0.00	\$226,678.58	SKG Omnia 202000622, Omnia R240104, Omnia 07-94, Omnia 07-103, E&I contract EI00239, Omnia R240107 & Omnia R240108
St. Philip's College/Facilities	DWD-Preventive Maintenance-Unrestricted Construction Funds	Purchase of material and labor for Re-Roof Logga Awnings	Repair, remove, and dispose of deteriorated materials and install new materials to the A-frame.	\$0.00	\$415,686.00	Empire Roofing Omnia 04-29 JOC
San Antonio College/Facilities	DWD-Preventive Maintenance 23-Unrestricted Construction Funds	Purchase of materials and labor for roof replacement of the upper roof of the Fletcher Administration Building	Repair, remove, and dispose of deteriorated materials and install new materials to the roof.	\$0.00	\$711,904.00	Beldon Roofing TIPS #24010401
Westside Education & Training Center	DIS MTN23 Projects	Demolition and pavement repair services at the Westside Education & Training Center	Provide demolition services at the Westside Education & Training Center and pavement repair	\$0.00	\$1,297,110.00	Vaughn Construction Region 4 ESC; R241607
San Antonio College/Facilities	DIS MTN23 Projects	Purchase of labor and materials for security barriers at SAC parking garage #2	Provide fabrication services and install security barriers only on the rooftop parking garage #2	\$0.00	\$371,155.40	Gerloff Company Inc BuyBoard 728-24
San Antonio College/Facilities	DIS MTN23 Projects	Purchase of labor and materials for security barriers at SAC parking garage #1	Provide fabrication services and install security barriers only on the rooftop parking garage #1	\$0.00	\$498,142.90	Gerloff Company Inc BuyBoard 728-24



Northwest Vista College / Facilities	NVC Cultural Prog Ctr Excel GO17	Purchase of office furniture for Northwest Vista College Cypress Campus Center for Renovation	Provide new furniture to include guest chairs, tables and lounge seats for students and staff	\$0.00	\$366,307.09	Alfred Williams & Company Service SCA #UTSSCA6724, OMNIA #07-92, VIA OMNIA #07-128, Kimball OMNIA #R191811(R240108), Leland OMNIA #07-101, Encore OMNIA #07-78
Northwest Vista College / Facilities	NVC Cultural Prog Ctr Excel GO17	Purchase of office furniture for Northwest Vista College Cypress Campus Center for Renovation	Provide new furniture to include guest chairs, tables and lounge seats for students and staff	\$0.00	\$793,915.46	Alfred Williams & Company Versteel NCPA #07-127, Clarus NCPA #07-81, Bernhardt Services Supplychain Alliance #UTSSCA6724, VIA OMNIA #07-128, Kimball OMNIA #R240108, Egan OMNIA #07-86, KI OMNIA #R221003, Fellowes OMNIA #R221001, SOI OMNIA #2020000604, Encore OMNIA #07-78, Enwork OMNIA #R191819, Hightower OMNIA #07-94, Grand Rapids OMNIA #07-92, OFS OMNIA# R240113, Herman Miller OMNIA #2019001890, Leland OMNIA #07-101, Knoll OMNIA #2020000622



Northeast Lakeview College/Facilities	DIS Preventive Maintenance	Purchase of materials and labor for installation of new GACO silicone roof coating system	Provide any repairs necessary to the roof located at the Lampasas Performing Arts Center at Palo Alto College.	\$0.00	\$285,721.00	Empire Roofing Omnia Region 14 ESC- TX 04-29
Palo Alto College/ Facilities	DIS MTN23 Projects	Purchase of Underfloor Improvement for exterior stucco wall repair.	Provide repairs on the damages that were found on the southeast wall of the Student Center Building due to the trapped moisture between metal stud walls and sidewalks.	\$0.00	\$294,457.64	SpawGlass Contractors Region 20 ESC 24027
San Antonio College/Facilities	DWD-Preventive Maintenance-UCF	Purchase of labor and materials for security barriers at SAC parking garage #3	Provide fabrication services and install security barriers only on the rooftop parking garage #3	\$0.00	\$363,576.73	Gerloff Company Inc BuyBoard 728-24
Alamo Colleges District Access/ Facilities	District Operating	Purchase of office furniture for District Access Executive Office	Purchase of new furniture to include desks, chairs, workstations, reception area lounge chairs and desk counter for staff and guests	\$0.00	\$217,460.95	Facility Interiors Omnia 2020000606
San Antonio College / Nursing BSN	SAC Bachelor of Science Nursing BSN	Purchase of (180) Dell Pro24 All-In-One computers	Purchase of new computers for the computer labs in the San Antonio Nursing building. The nursing department is currently updating all the computers in the computer lab.	\$0.00	\$224,820.00	Dell Marketing DIR-CPO-5792



Alamo College District
FY26 Budget Amendment
Board Action: September 16, 2025

	June 14th			September 16th
	Approved Budget	Adjustment 1	Adjustment 2	Adjusted Budget
<u>Unrestricted</u>				
Revenue	\$558,877,373	\$3,885,098	-\$10,000,000	\$552,762,471
Expense	\$558,877,373	\$3,885,098	-\$10,000,000	\$552,762,471
<u>Restricted</u>				
Revenue	\$489,842,704	\$0	\$0	\$489,842,704
Expense	\$465,617,948	\$0	\$10,000,000	\$475,617,948
<u>ALL FUNDS</u>				
Revenue	\$1,048,720,077	\$3,885,098	-\$10,000,000	\$1,042,605,175
Expense	\$1,024,495,321	\$3,885,098	\$0	\$1,028,380,419

Adjustment 1

With ACD's growth exceeding the Texas Higher Education Coordinating Board's initial forecast & formula run, ACD earned additional performance funds for FY26. The amendment allows for the increase in revenue and the corresponding increase in expense to utilize these funds.

Adjustment 2

Bexar County Appraisal District's final tax roll information for tax year 2025/fiscal year 2026 produced a lower tax revenue projection than what was presented and approved by the Board in June. To reflect the accurate projected revenues, the Unrestricted Budget adjustment reflects the reduction of revenue and preventive maintenance expense. To ensure no disruption to the FY26 maintenance plan, the Restricted Budget adjustment reflects the addition of expense to the multi-year preventive maintenance fund, utilizing prior year interest earned on maintenance tax notes.

Alamo College District

Taxpayer Impact Statement

HB1522 Compliance - Open Meeting Notice Requirements

Section 2.C.2

	Actual	Budget/Proposed	No New Revenue	
Tax Year	2024	2025	2025	
Fiscal Year	2025	2026	2026	% Δ Budget v NNR
Total Tax Rate per \$100 of valuation	\$0.149150	\$0.149150	\$0.151134	1.33%
Average Homestead Taxable Value	\$318,392	\$325,740	\$325,740	
Tax on Average Homestead	\$474.88	\$485.84	\$492.30	1.33%

NOTE: Median Homestead Taxable Value - not provided by Bexar County Appraisal District (BCAD)

Discussion and Possible Action on the Adoption of Revised 2017 Capital Improvement Program Project Budget, Amending the Corresponding Guaranteed Maximum Price Construction Manager-at-Risk Contract with J.T. Vaughn Construction, LLC. for the NVC Cypress Campus Center and Amending the Total Project Budget for the Northwest Education and Training Center.

Presented to the Board Acting as Committee of the Whole on September 9, 2025 and presented to the Board for approval on September 16, 2025.

MINUTE ORDER

"The Board of Trustees hereby approves the attached revised 2017 Capital Improvement Program (CIP) project budget, the transfer of surplus CIP funding to fund budget amendments and amendment of the guaranteed maximum price to \$30,041,363 (including contingency) for the construction manager-at-risk contract with J.T. Vaugh Construction, LLC. for the Northwest Vista College Cypress Campus Center and amendment of the total project budget to \$30,636,289 for Northwest Education and Training Center, subject to subsequent execution of GMP amendment acceptable to District counsel by Chancellor or delegate."

PURPOSE

To adjust the 2017 CIP project budget funding, amend the Guaranteed Maximum Price for Northwest Vista College, Cypress Campus Center and amend the Total Project Budget for Northwest Education and Training Center.

BACKGROUND

Proposed 2017 CIP surplus allocation not to exceed amount is \$4M and used on current construction projects as needed.

IMPLICATIONS

Financial: Funding Source: General Obligation Bonds
Strategic Objective: I, II & III; Student Success, Principle-Centered Leadership and Performance Excellence
ATTACHMENTS: Revised 2017 CIP Project Budget

Dr. Thomas S. Cleary
Interim Vice Chancellor
for Finance & Administration

Date

Lisa Mazure, CPA
Assoc. Vice Chancellor for Finance & Fiscal Svc.

Date

Dr. Mike Flores
Chancellor

Date

Discussion and Possible Action on Adoption of Existing Continuing Education Programs and Courses as Programs of Study.

Presented to the Board Acting as Committee of the Whole on September 9, 2025, and now presented to the Board for approval on September 16, 2025.

MINUTE ORDER

"The Alamo Colleges Board of Trustees hereby directs the adoption by the Alamo Colleges of their existing Continuing Education programs and courses as Programs of Study."

PURPOSE

To cause the colleges of the Alamo Colleges District to adopt as programs of study and include within their catalogs, their existing Continuing Education programs and courses.

BACKGROUND

Career and technical education (CTE) certificates are a postsecondary credential, other than a degree, which a student earns upon successful completion of a CTE workforce or continuing education program offered by an institution of higher education. A CTE course earns either semester credit hours or continuing education units toward satisfaction of a requirement necessary to obtain an industry-recognized credential, certificate, or applied associate degree.

For CTE programs offered through continuing education programs to be reported to the Texas Higher Education Coordinating Board, they must be part of the colleges' Programs of Study. Programs of Study work to align college and career readiness standards and career and technical education standards with the knowledge, skills, and abilities students are expected to demonstrate. Programs of Study incorporate multiple entry and exit points, which include industry-recognized certifications, Associate of Applied Science (AAS) degrees, and credit transfer agreements between community colleges. All courses in the Program of Study curricula must be adopted as published.

The Alamo Colleges District wishes to report CTE programs and courses offered through its continuing education division and as such approves their inclusion in the District's colleges Programs of Study and course catalogs.

IMPLICATIONS

Financial: Estimated \$250,000 in revenue based on current state funding model

Strategic Plan: Goals 1 - Student Success

Human Resources: Not applicable

Attachments: List of existing CTE programs offered through continuing education

Dr. Mike Flores Date
Chancellor

Xavier Urrutia Date
Interim Vice Chancellor, EWD

Industry	Adult and Continuing Education Programs
Healthcare	Certified Nurse Aide
Healthcare	Electrocardiography (EKG) Technician
Healthcare	Medical Assistant
Healthcare	Patient Care Technician
Healthcare	Pharmacy Technican
Healthcare	Phlebotomy Technician Program
Healthcare	Sterile Processing Technician
Business	Bookkeeping/ Accounting Clerk
Business	Human Resource Associate Professional
Business	Medical Billing & Coding
Business	Medical Front Office
Business	Ed2Go: Professional Bookkeeping with QuickBooks
Business	Ed2Go: CPC Medical Billing & Coding
Manu Log	Ed2Go: Maintenance Technician
Sci Tech	Ed2Go: Cisco CCNA
Sci Tech	Ed2Go: Cisco CCNA
Sci Tech	Ed2Go: CompTIA TECH+
Sci Tech	Ed2Go: IT Customer Support - CompTIA A+
Sci Tech	Ed2Go: Network Support Specialist - CompTIA Network+
Sci Tech	Ed2Go: Security Support Specialist - CompTIA Security+
Manu Log	Basic Shielded Metal ARC Welding (SMAW)
Manu Log	Certified Logistics Assoc/Tech
Manu Log	Certified Production Tech (CPT) + Skill Boss
Manu Log	Professional Truck Driver (CDL) EXCEL
Manu Log	Professional Truck Driver (CDL) SAGE
Manu Log	Professional Truck Driver (CDL) ANCORA
Manu Log	Professional Truck Driver (CDL) STAR

Manu Log	Professional Truck Driver Class B (CDL)
Education	Educator Preparation Program- EC-6 Generalist
Education	Educator Preparation Program- 4-8 Generalist

Discussion and Possible Action on Nominations for the Bexar Appraisal District Board of Directors for 2026

Presented to the Board Acting as Committee of the Whole on September 9, 2025, and now presented to the Board for approval on September 16, 2025.

MINUTE ORDER

“The Board of Trustees hereby adopts the attached Resolution Nominating Persons to Serve on the Bexar Appraisal District Board of Directors for 2026.”

PURPOSE

To nominate individuals for the Bexar Appraisal District Board of Directors for 2026.

BACKGROUND

The Texas Tax Code permits community college district Boards of Trustees to vote for the appointment of directors of their respective appraisal district's Board of Directors. Alamo Colleges District has been notified by the Bexar Appraisal District that it is entitled to 444 votes out of a total of 5,000 votes for 2026.

The Alamo Colleges District Board of Trustees may nominate from one to five candidates for the Bexar Appraisal District Board of Directors. These nomination(s) need to be done by a Board resolution and submitted to the Appraisal District prior to October 15 per Texas Tax Code Section 6.03(g). Casting all of Alamo Colleges District’s votes for a single candidate would increase the odds of that candidate’s selection. Once the nominees are identified, the Chief Appraiser will distribute a ballot, and the District will cast its votes for the Appraisal District Board directorships by resolution prior to December 15. The results will be available before December 31.

IMPLICATIONS

- Financial:** N/A
- Strategic Plan:** Goal III – Performance Excellence
- Human Resources:** N/A
- ATTACHMENTS:** Exhibit 1- Resolution

Lisa L. Mazure, MSA, CPA Date
Associate Vice Chancellor of Finance
and Fiscal Services

Dr. Thomas Cleary Date
Interim Vice Chancellor for Finance and
Administration

Dr. Mike Flores Date
Chancellor



Exhibit 1

**A RESOLUTION OF THE BOARD OF TRUSTEES
OF THE ALAMO COMMUNITY COLLEGE DISTRICT
NOMINATING PERSONS TO SERVE ON
THE BEXAR APPRAISAL DISTRICT BOARD OF DIRECTORS
FOR 2026**

WHEREAS, the District is authorized to nominate persons to serve on the Bexar Appraisal District Board of Directors; and

WHEREAS, the Board of Trustees of Alamo Community College District believes that the nomination of the below-listed persons to serve as members of the Board of Directors of the Bexar Appraisal District for 2026 would be in the best interests of the Alamo Community College District:

NOW THEREFORE, BE IT RESOLVED THAT the Board of Trustees of the Alamo Community College District hereby nominates _____,
_____, _____,
_____,and _____

to serve as members of the Board of Directors of the Bexar Appraisal District for 2026.

ALAMO COMMUNITY COLLEGE DISTRICT

Chairperson, Board of Trustees

ATTEST: _____
Secretary, Board of Trustees





BEXAR APPRAISAL DISTRICT

BOARD OF DIRECTORS

DAVE GANNON
Chair
JON FISHER
Vice Chair
Dr. ADRIANA ROCHA GARCIA
Secretary

411 N. Frio, P.O. Box 830248
San Antonio, TX 78283-0248
Phone (210) 224-8511
Fax (210) 242-2451
ROGELIO SANDOVAL, Chief Appraiser

BOARD OF DIRECTORS

Dr. RALPH E. BARKSDALE
Reverend
ROBERT BRUCE
ERIKA HIZEL
NAOMI MILLER
LESLIE SACHANOWICZ
ALBERT URESTI, MPA
Tax Assessor-Collector

August 11, 2025

VIA CERTIFIED MAILER
9589 0710 5270 0464 1188 43

Mr. Clint Kingsbery, Chair, Board of Trustees
The Alamo College District
2222 N. Alamo St.
San Antonio, TX 78215

RE: 2026 Bexar Appraisal District Board of Directors Appointments – Nomination Phase

Dear Mr. Kingsbery:

Added by Senate Bill 2 during the second special session of the 88th legislature, Section 6.0301 of the Texas Property Tax Code applies to appraisal districts established in counties with populations of 75,000 or more and modifies the structure of the Bexar Appraisal District Board of Directors. As a result of this change, three members were elected by majority vote in the May 2024 general election. These elected members joined the five directors appointed by the taxing units that participate in the district, as prescribed by Section 6.03, Texas Property Tax Code.

In accordance with Section 5.13(d) of the Texas Property Tax Code, the appointed members drew lots at the board's first meeting in 2025 to determine the length of their terms: three members serving a term of three years, starting January 1, 2025, and ending December 31, 2027, and two members serving a term of one year, starting January 1, 2025, and ending December 31, 2025. Moving forward, all members appointed after December 31, 2025, will serve four-year terms.

To begin the appointment process for the **two** four-year terms, beginning January 1, 2026, and ending December 31, 2029, each taxing unit authorized to vote may nominate one candidate for each position. Nominations for the two positions must be submitted to the chief appraiser **by October 15th via a resolution of the governing body of the tax unit.**

To serve as a member of the board of directors, your nominee must meet the following requirements:

- Be a resident of the district for at least two years immediately preceding the date they take office (*Section 6.03(a)*)
- Not be an employee of a participating tax unit unless also a member of the governing body or an elected official (*Section 6.03(a)*)

- Not have engaged in the business of appraising property for compensation or has represented property owners for compensation in proceedings under this title in the appraisal district at any time during the preceding three years or be related within the second degree by consanguinity or affinity, as determined under Chapter 573, Government Code, to an individual who is engaged in the business of appraising property for compensation or has represented property owners for compensation in proceedings under this title in the appraisal district (*Section 6.035(a)(1) & (a-1)(2)*)

- Not own property on which delinquent property taxes have been owed for more than 60 days after the date the person knew or should have known of the delinquency. This restriction does not apply if the person is paying the delinquent taxes or has deferred or abated a suit to collect delinquent taxes (*Section 6.035(a)(2) & 6.412(a)(2)*)

- Not have served as a member of the board of directors for all or part of five terms unless the individual was the county assessor-collector at the time the individual served (*Section 6.035(a-1) (A)*)


The number of votes each taxing unit is entitled to cast in this year's appointment process has been calculated and included. Before October 30, the chief appraiser will mail a ballot to the presiding officer of each taxing unit. After receiving the ballot, each eligible taxing unit must cast its allotted votes by resolution of its governing body and submit the votes to me before December 15.

Please note, under Section 6.03 of the Texas Property Tax Code, any taxing unit with at least 5% of the total votes in the appointment process must adopt its resolution at the first or second open meeting of the governing body held after receiving the ballot.

Votes will be counted as soon as possible after the December 15 deadline, and the two candidates receiving the highest number of votes will be declared appointed. The chief appraiser will submit the results to the taxing units by December 31.

If you have any questions about the process, please contact me or my Executive Assistant, Jimmy Saiz, at (210)242-2409.

Sincerely,



Rogelio Sandoval
Chief Appraiser

Enclosure

CC Via Regular Mail w/Enclosures:

Dr. Mike Flores, Chancellor

Dr. Diane Snyder, PhD., CPA Vice Chancellor for Finance & Fiscal Services

Ms. Denise Wilson, Board Liaison/Elections Administrator

Taxing Unit	2024 Tax Levy	Sum of Levies	Votes	% of Votes
ALAMO COMMUNITY COLLEGE DIST.	\$371,155,748.00	\$4,178,153,759.00	444	8.88%
CITY OF ALAMO HEIGHTS	\$8,273,275.00	\$4,178,153,759.00	10	0.20%
ALAMO HEIGHTS ISD	\$81,284,888.00	\$4,178,153,759.00	97	1.95%
CITY OF BALCONES HEIGHTS	\$2,192,201.00	\$4,178,153,759.00	3	0.05%
BEXAR COUNTY	\$633,755,511.00	\$4,178,153,759.00	758	15.17%
BOERNE ISD	\$34,568,475.00	\$4,178,153,759.00	41	0.83%
CITY OF CASTLE HILLS	\$4,916,808.00	\$4,178,153,759.00	6	0.12%
CITY OF CHINA GROVE	\$526,505.00	\$4,178,153,759.00	1	0.01%
COMAL ISD	\$40,289,098.00	\$4,178,153,759.00	48	0.96%
CITY OF CONVERSE	\$12,085,232.00	\$4,178,153,759.00	14	0.29%
EAST CENTRAL ISD	\$74,540,831.00	\$4,178,153,759.00	89	1.78%
EDGEWOOD ISD	\$22,385,085.00	\$4,178,153,759.00	27	0.54%
CITY OF ELMENDORF	\$1,015,827.00	\$4,178,153,759.00	1	0.02%
CITY OF FAIR OAKS RANCH	\$4,909,502.00	\$4,178,153,759.00	6	0.12%
FLORESVILLE ISD	\$32,633.00	\$4,178,153,759.00	0	0.00%
CITY OF GREY FOREST	\$69,040.00	\$4,178,153,759.00	0	0.00%
HARLANDALE ISD	\$30,864,126.00	\$4,178,153,759.00	37	0.74%
CITY OF HELOTES	\$5,038,247.00	\$4,178,153,759.00	6	0.12%
CITY OF HILL COUNTRY VILLAGE	\$725,163.00	\$4,178,153,759.00	1	0.02%
TOWN OF HOLLYWOOD PARK	\$3,682,340.00	\$4,178,153,759.00	4	0.09%
JUDSON ISD	\$153,248,717.00	\$4,178,153,759.00	183	3.67%
CITY OF KIRBY	\$3,486,611.00	\$4,178,153,759.00	4	0.08%
CITY OF LEON VALLEY	\$6,437,465.00	\$4,178,153,759.00	8	0.15%
CITY OF LIVE OAK	\$7,591,021.00	\$4,178,153,759.00	9	0.18%
CITY OF LYTLE	\$6,241.00	\$4,178,153,759.00	0	0.00%
MEDINA VALLEY ISD	\$35,126,067.00	\$4,178,153,759.00	42	0.84%
NORTH EAST ISD	\$510,038,662.00	\$4,178,153,759.00	610	12.21%
NORTHSIDE ISD IN BEXAR COUNTY	\$769,452,698.00	\$4,178,153,759.00	921	18.42%
CITY OF OLMOS PARK	\$4,408,700.00	\$4,178,153,759.00	5	0.11%
CITY OF SAN ANTONIO	\$843,529,760.00	\$4,178,153,759.00	1009	20.19%
SAN ANTONIO ISD	\$316,361,214.00	\$4,178,153,759.00	379	7.57%
CITY OF SANDY OAKS	\$857,821.00	\$4,178,153,759.00	1	0.02%
CITY OF SCHERTZ	\$3,437,866.00	\$4,178,153,759.00	4	0.08%
SCHERTZ-CIBOLO ISD	\$15,319,371.00	\$4,178,153,759.00	18	0.37%
CITY OF SELMA	\$2,139,386.00	\$4,178,153,759.00	3	0.05%
CITY OF SHAVANO PARK	\$5,135,519.00	\$4,178,153,759.00	6	0.12%
CITY OF SOMERSET	\$1,019,083.00	\$4,178,153,759.00	1	0.02%
SOMERSET ISD IN BEXAR COUNTY	\$6,769,671.00	\$4,178,153,759.00	8	0.16%
SOUTH SAN ISD	\$32,473,826.00	\$4,178,153,759.00	39	0.78%
SOUTHSIDE ISD	\$27,381,380.00	\$4,178,153,759.00	33	0.66%
SOUTHWEST ISD	\$78,161,730.00	\$4,178,153,759.00	94	1.87%
CITY OF ST HEDWIG	\$1,327,582.00	\$4,178,153,759.00	2	0.03%
CITY OF TERRELL HILLS	\$7,344,245.00	\$4,178,153,759.00	9	0.18%
CITY OF UNIVERSAL CITY	\$10,640,969.00	\$4,178,153,759.00	13	0.25%
CITY OF WINDCREST	\$4,027,970.00	\$4,178,153,759.00	5	0.10%
CITY OF VON ORMY	\$119,649.00	\$4,178,153,759.00	0	0.00%

TOTAL	\$4,178,153,759.00		5000	100%
--------------	--------------------	--	------	------

Texas Property Tax Code Sec. 6.03

"The voting entitlement of a taxing unit that is entitled to vote for directors is determined by dividing the total dollar amount of property taxes imposed in the district by the taxing unit for the preceding tax year by the sum of the total dollar amount of property taxes imposed in the district for that year by each taxing unit that is entitled to vote, by multiplying the quotient by 1,000, and rounding the product to the nearest whole number. That number is multiplied by the number of directorships to be filled. A taxing unit participating in two or more districts is entitled to vote in each district in which it participates, but only the taxes imposed in a district are used to calculate voting entitlement in that district."

***A recent amendment to Section 6.03, Texas Tax Code states "A taxing unit with at least 5% of the total votes in the election for Bexar Appraisal District Board of Directors must determine its vote by resolution adopted at the first or second open meeting of the governing body that is held after the date the chief appraiser delivers the ballot to the presiding officer of the governing body."**