



Agenda of Special Session March 4, 2025 The Board of Trustees Wichita Falls Independent School District

In Compliance with the Texas Government Code, Chapter 551, Subchapter C, the Board of Trustees of the Wichita Falls Independent School District will meet for a Special Session at 12:00 PM, on March 4, 2025, in the Board Room at the Education Center, 1104 Broad St, Wichita Falls, TX 76301.

The subjects to be discussed, considered, or upon which any formal action may be taken are as listed below. Items do not have to be taken in the order shown on this meeting notice.

I. CALL TO ORDER AND OPENING STATEMENT

II. INVOCATION

III. PUBLIC COMMENT

Public comments at Special Sessions are limited to items listed on the agenda.

IV. FINANCIAL SERVICES

- | | |
|---|----|
| A. Financial Reports as of January 31, 2025 | 3 |
| B. Budget Amendments for February 2025 | 18 |

V. DISTRICT OPERATIONS

- | | |
|--------------------------|----|
| A. Low Attendance Waiver | 24 |
| B. Policy Update 124 | 50 |

VI. SCHOOL ADMINISTRATION

- | | |
|---|----|
| A. Middle of Year Campus Progress Presentations: Hirschi Middle School, Booker T Washington Elementary School, Cunningham Elementary School, Southern Hills Elementary School, and Fain Elementary School | 53 |
|---|----|

VII. HUMAN RESOURCES

- | | |
|---------------------|----|
| A. Personnel Report | 54 |
| B. Applicant Pool | 55 |

VIII. BOARD MATTERS

- | | |
|---|----|
| A. Minutes from February Meetings | 57 |
| B. Upcoming Events | |
| C. Closed Session Pursuant to Texas Government Code 551.074: | |
| 1. Personnel Matters Including the Appointment, Evaluation, Reassignment, Duties, Discipline, Dismissal and/or Compensation of Individual District Employees | |
| 2. Deliberations Regarding Superintendent's Recommendation Concerning the Renewal of One-Year Contract of Employment as Noted on the List Provided by Administration for Certified Administrators and Non-Certified Professionals | |
| D. Open Session: | |
| 1. Consideration and Possible Action Concerning the Renewal of One-Year Contracts of Employment as Noted on the List Provided by Administration for Certified Administrators and Non-Certified Professionals | |

IX. ADJOURNMENT

If, during the course of the meeting, discussion of any item on the agenda should be held in a closed meeting, the Board will conduct a closed meeting in accordance with the Texas Open Meetings Act, Government Code, Chapter 551, Subchapters D and E. Before any closed meeting is convened, the presiding officer will publicly identify the section or sections of the Act authorizing the closed meeting. All final votes, actions, or decisions will be taken in open meeting.

The notice for this meeting was posted in compliance with the Texas Open Meetings Act on Friday, February 28, 2025 at 2:00 pm.

For the Board of Trustees

WICHITA FALLS ISD BOARD OF TRUSTEES
March 4, 2025

Agenda Item:	Financial Reports as of January 31, 2025		
Administrator Responsible:	Leah Horton, Chief Financial Officer		
Attachments:	Financials		
<input checked="" type="checkbox"/> Action Needed	<input type="checkbox"/> Future Action	<input type="checkbox"/> Presentation	<input type="checkbox"/> Report

Administrative Recommendation:

That the Wichita Falls Independent School District Board of Trustees approves the attached year-to-date financial reports and investment reports as submitted by Leah Horton, Chief Financial Officer, and as recommended by Dr. Donny Lee, Superintendent of Schools.

Explanation:

The following attachments report the revenue and expenditure position through January 31, 2025 for all funds. The current year column is reported as of the approved budget.

The “Year-to-Date Revenues & Expenses Comparison” report details the components of revenue and functional expenditures for the General Fund, Food Service, and Debt Service Fund.

For the General Fund, the Year-to-Date Budget vs. Actual shows the prior year actual, current budget, actual revenue and expenditures to date with the remaining amount left in each category. The prior year actual is provided for comparison to the current budget.

The attached financial reports represent 7 months of operations, 58.33% of the fiscal year. As of January 31st, of last year, the district had collected 62.78% of projected revenues, as compared to 60.10% for 2024-2025. Expenditures for 2024-2025 were 60.33% of budget, as compared to 53.88% for 2023-2024.

For the General Fund revenues were 63.61% last year as compared to 59.03% this year. Expenditures were 53.38% last year as compared to 55.71% this year.

For the Food Service Fund revenues were 64.97% last year as compared to 61.80% this year. Expenditures were 40.68% last year as compared to 41.80% this year.

For the Debt Service Fund revenues were 73.98% last year as compared to 87.56% this year. Expenditures were 99.99% last year as compared to 99.99% this year.

Investments:

Leah Horton, Chief Financial Officer, hereby certifies that the following Investment Report represents the investment position of the school district as of the noted date in compliance with the Board approved Investment Policy, the Public Funds Investment Act (Texas Government Code 2256), and, Generally Accepted Accounting Principles (GAAP).

WICHITA FALLS INDEPENDENT SCHOOL DISTRICT
FINANCIAL SUMMARY
JANUARY 31, 2025

	2023-2024			2024-2025		
	CURRENT BUDGET	ACTUAL YEAR TO DATE	% OF CURRENT BUDGET	CURRENT BUDGET	ACTUAL YEAR TO DATE	% OF CURRENT BUDGET
REVENUE:						
GNL. OPERATING	\$123,864,763	\$78,686,597	63.53%	\$126,638,501	\$74,647,306	58.95%
ATHLETICS	\$315,000	\$310,336	98.52%	\$315,000	\$291,456	92.53%
General Fund	\$124,179,763	\$78,996,933	63.61%	\$126,953,501	\$74,938,763	59.03%
SP. EDUCATION	\$3,421,963	\$1,713,707	50.08%	\$3,318,051	\$946,617	28.53%
VOCATIONAL	\$229,677	\$86,204	37.53%	\$301,717	\$60,680	20.11%
CONS. APPLIC.	\$8,851,769	\$1,537,480	17.37%	\$10,136,605	\$1,990,833	19.64%
OTHER SP. REV.	\$16,433,793	\$3,724,895	22.67%	\$12,757,900	\$6,892,179	54.02%
Special Revenues	\$28,937,202	\$7,062,286	24.41%	\$26,514,272	\$9,890,309	37.30%
FOOD SERVICE	\$7,992,013	\$5,192,162	64.97%	\$8,639,437	\$5,338,853	61.80%
INT & SINKING	\$23,614,035	\$17,470,504	73.98%	\$23,188,723	\$20,304,829	87.56%
CONSTRUCTION FUND	\$1,000,000	\$7,848,103	784.81%	\$175,000	\$975,989	0.00%
INTERNAL SERVICE	\$0	\$18,519	0.00%	\$0	\$18,030	0.00%
TOTAL REVENUE	\$185,723,013	\$116,588,507	62.78%	\$185,470,933	\$111,466,773	60.10%
EXPENDITURES:						
GNL. OPERATING	\$125,572,982	\$66,989,416	53.35%	\$129,209,781	\$72,113,014	55.81%
ATHLETICS	\$1,262,000	\$718,787	56.96%	\$1,262,000	\$574,111	45.49%
General Fund	\$126,834,982	\$67,708,203	53.38%	\$130,471,781	\$72,687,126	55.71%
SP. EDUCATION	\$3,708,584	\$2,361,214	63.67%	\$3,318,051	\$2,134,234	64.32%
VOCATIONAL	\$229,677	\$92,204	40.15%	\$301,717	\$80,817	26.79%
CONS. APPLIC.	\$8,851,769	\$2,433,713	27.49%	\$10,136,605	\$2,954,457	29.15%
OTHER SP. REV.	\$17,319,082	\$5,561,584	32.11%	\$13,599,447	\$7,287,971	53.59%
Special Revenues	\$30,109,112	\$10,448,715	34.70%	\$27,355,820	\$12,457,478	45.54%
FOOD SERVICE	\$10,132,093	\$4,121,809	40.68%	\$13,067,437	\$5,461,633	41.80%
INT & SINKING	\$22,019,484	\$22,017,808	99.99%	\$22,029,183	\$22,026,833	99.99%
CONSTRUCTION FUND	\$127,615,052	\$66,290,464	51.95%	\$26,293,793	\$19,665,341	74.79%
INTERNAL SERVICE	\$441,126	\$306,341	69.45%	\$511,527	\$275,298	53.82%
TOTAL EXPEND.	\$317,151,849	\$170,893,339	53.88%	\$219,729,541	\$132,573,708	60.33%

WICHITA FALLS INDEPENDENT SCHOOL DISTRICT
 FINANCIAL SUMMARY
 JANUARY 31, 2025

FUND	INVESTMENTS	CHECKING ACCOUNT	1/31/2024 TOTAL CASH	INVESTMENTS	CHECKING ACCOUNT	1/31/2025 TOTAL CASH
GNL. OPERATING	66,706,278	4,962,287	71,668,565	65,618,975.09	6,485,933	72,104,908
ATHLETICS	-	28,263	28,263	-	21,238	21,238
SPECIAL REVENUES	-	(2,603,519)	(2,603,519)	-	(1,561,093)	(1,561,093)
FOOD SERVICE	8,115,700	120,857	8,236,557	7,782,271.95	131,129	7,913,401
INT & SINKING	2,975,423	618	2,976,041	8,608,026.58	618	8,608,645
CONSTRUCTION FUND	81,539,523	35,026	81,574,550	10,330,156.10	31,206	10,361,363
INTERNAL SERVICE	602,325	(2,370,544)	(1,768,219)	633,720.06	(2,809,018)	(2,175,298)
PAYROLL	-	77,823	77,823	-	53,486	53,486
TOTAL	\$ 159,939,249	\$ 250,812	\$ 160,190,061	92,973,150	\$ 2,353,500	\$ 95,326,650

GENERAL FUND

**WICHITA FALLS INDEPENDENT SCHOOL DISTRICT
YEAR TO DATE REVENUES AND EXPENSES COMPARISON
JANUARY 2024 and JANUARY 2025**

7 month has passed = 58.33%		2023-2024			2024-2025			CURRENT MONTH
	CURRENT BUDGET	YEAR TO DATE ACTUAL	YEAR TO DATE %	CURRENT BUDGET	YEAR TO DATE ACTUAL	YEAR TO DATE %		
Revenues								
5700	Local Revenues	\$ 50,023,172	\$ 29,731,571	59.44%	\$ 41,117,000	\$ 30,017,529	73.01%	18,400,138
5800	State Revenues	70,588,815	48,105,390	68.15%	82,182,178	44,186,231	53.77%	768,935
5900	Federal Revenues	3,215,000	1,135,687	35.32%	3,215,000	282,085	8.77%	18,479
	Total Revenues	\$ 123,826,987	\$ 78,972,648	63.78%	\$ 126,514,178	\$ 74,485,845	58.88%	\$ 19,187,552
Expenses by Function								
11	Instruction	\$ 72,330,365	\$ 39,465,158	54.56%	\$ 71,306,724	\$ 42,101,285	59.04%	5,937,153
12	Instr. Resources/Media	1,528,295	846,103	55.36%	1,254,691	735,658	58.63%	99,388
13	Curriculum Dev. & Staff Dev	695,812	342,333	49.20%	946,544	396,305	41.87%	49,604
21	Instructional Leadership	2,094,603	1,024,358	48.90%	1,938,906	979,412	50.51%	139,092
23	School Leadership	7,291,005	4,336,935	59.48%	6,959,486	4,160,431	59.78%	587,998
31	Guidance, Counseling & Evaluation Svcs	4,126,192	2,308,251	55.94%	3,785,530	2,725,942	72.01%	361,515
32	Social Work Services	285,027	138,336	48.53%	173,084	158,729	91.71%	23,230
33	Health Services	1,948,447	1,073,218	55.08%	1,866,035	1,080,199	57.89%	160,487
34	Student Transportation	5,390,900	1,883,303	34.93%	6,285,910	2,287,655	36.39%	392,829
35	Food Service	21,618	29,674	137.27%	30,000	7,732	25.77%	0
36	Co-Curricular/Extracurricular	3,740,902	1,995,543	53.34%	3,822,366	1,823,266	47.70%	235,927
41	General Administration	4,582,628	3,044,698	66.44%	3,884,059	2,283,561	58.79%	298,638
51	Plant Maint. & Operations	15,366,816	7,256,595	47.22%	18,074,651	9,704,173	53.69%	1,066,593
52	Security & Monitoring	1,581,521	1,017,718	64.35%	1,902,550	1,053,262	55.36%	132,306
53	Data Processing Services	3,649,520	2,527,280	69.25%	3,668,192	2,277,225	62.08%	184,089
61	Community Services	19,578	17,696	90.39%	16,200	13,155	81.21%	888
71	Debt Service	1,103,600	31,800	2.88%	1,102,800	21,400	1.94%	-
81	Facilities Acquisition & Construction	-	-	0.00%	2,375,901	349,364	14.70%	-
93	Payments to Fiscal Agent of SSA	100,000	-	0.00%	100,000	-	0.00%	-
95	Payments to JJAEP	40,000	13,416	33.54%	40,000	10,277	25.69%	1,763
99	Intergovernmental Charges	763,152	355,791	46.62%	763,152	343,095	44.96%	-
	Total Expenditures	\$ 126,659,982	\$ 67,708,203	53.46%	\$ 130,296,781	\$ 72,512,126	55.65%	\$ 9,671,500
Other Sources and (Uses)								
7900	Non-Operating Resources	352,776	24,285	6.88%	439,323	452,918	103.09%	435,218
8900	Other Uses-Non-operating	(175,000)	-	0.00%	(175,000)	(175,000)	100.00%	(175,000)
	Total Other Sources and Uses	\$ 177,776	\$ 24,285	13.66%	\$ 264,323	\$ 277,918	105.14%	\$ 260,218
	Net Change in Fund Balance	\$ (2,655,219)	\$ 11,288,730	425.15%	\$ (3,518,280)	\$ 2,251,637	64.00%	\$ 9,776,270

**WICHITA FALLS INDEPENDENT SCHOOL DISTRICT
YEAR TO DATE GENERAL FUND REVENUES COMPARISON
JANUARY 2024 and JANUARY 2025**

		2023-2024			2024-2025			Current Month
		BUDGET	ACTUAL	%	BUDGET	ACTUAL	%	
Local Revenues								
5711	Current year tax levy	47,000,000	\$ 26,921,342	57.28%	38,000,000	\$ 27,155,809	71.46%	18,005,271
5712	Taxes-delinquent	675,000	516,151	76.47%	555,000	463,131	83.45%	34,614
5719	Tax penalties & interest	495,000	201,949	40.80%	450,000	201,143	44.70%	24,905
5735	Summer school tuition	-	-	0.00%	-	-	0.00%	-
5739	Tuition and Fess Local	30,000	26,832	89.44%	30,000	23,478	78.26%	2,924
5742	Interest income	1,000,000	1,285,863	128.59%	1,500,000	1,570,847	104.72%	242,401
5743	Facilities rental	100,000	55,264	55.26%	100,000	60,667	60.67%	6,802
5744	Gifts and local grants	-	-	0.00%	-	-	0.00%	-
5745	Insurance Proceeds	-	-	0.00%	-	30,995	0.00%	-
5749	Miscellaneous revenue	396,172	392,277	99.02%	155,000	219,491	141.61%	60,455
5755	Enterprise Revenue	7,000	10,137	144.81%	7,000	10,110	144.43%	1,788
Local revenues to date before Athletics		49,703,172	29,409,815	59.17%	40,797,000	29,735,671	72.89%	\$ 18,379,160
5752	Scoreboard Fund	20,000	20,920	104.60%	20,000	-	0.00%	-
5752	Athletics Fund ticket sales	300,000	300,836	100.28%	300,000	281,858	93.95%	20,978
Total local revenues to date		50,023,172	29,731,571	59.44%	41,117,000	30,017,529	73.01%	\$ 18,400,138
State Revenues								
5811	Available School Fund	4,750,000	2,135,042	44.95%	4,500,000	2,546,137	56.58%	250,605
5812	Foundation entitlements	60,891,885	42,530,958	69.85%	72,892,221	38,059,028	52.21%	-
5819	Other FSP Programs	-	-	0.00%	-	-	0.00%	-
5829	Misc. state programs	-	-	0.00%	-	-	0.00%	-
5831	TRS On-behalf	4,946,930	3,439,390	69.53%	4,789,957	3,581,066	74.76%	518,330
Total state revenues to date		70,588,815	48,105,390	68.15%	82,182,178	44,186,231	53.77%	768,935
Federal Revenues								
5919	Other Federal Revenues	25,000	-	0.00%	25,000	28,861	115.44%	-
5927	Indirect costs	-	-	0.00%	-	-	0.00%	-
5929	Miscellaneous Federal Revenue	75,000	70,895	94.53%	75,000	79,864	106.49%	4,530
5931	SHARS Revenue	2,800,000	761,946	27.21%	2,800,000	7,286	0.26%	284
5931	SHARS Revenue-Deferred	-	-	0.00%	-	-	0.00%	-
5941	Impact Aid	150,000	199,198	132.80%	150,000	76,011	50.67%	-
5946	ROTC salary reimbursement	165,000	103,648	62.82%	165,000	90,063	54.58%	13,665
Total federal revenues to date		3,215,000	1,135,687	35.32%	3,215,000	282,085	8.77%	18,479
Non-Operating Resources								
7912	Sale of assets	10,000	24,285	242.85%	10,000	23,595	235.95%	5,895
7915	Transfers from Other Funds	342,776	-	0.00%	429,323	429,323	100.00%	429,323
Total non-operating resources		352,776	24,285	6.88%	439,323	452,918	103.09%	435,218
GRAND TOTAL - GENERAL FUND		\$ 124,179,763	\$ 78,996,933	63.61%	\$ 126,953,501	\$ 74,938,763	59.03%	\$ 19,622,770

FOOD SERVICE FUND

**WICHITA FALLS INDEPENDENT SCHOOL DISTRICT
YEAR TO DATE REVENUES AND EXPENSES COMPARISON
JANUARY 2024 and JANUARY 2025**

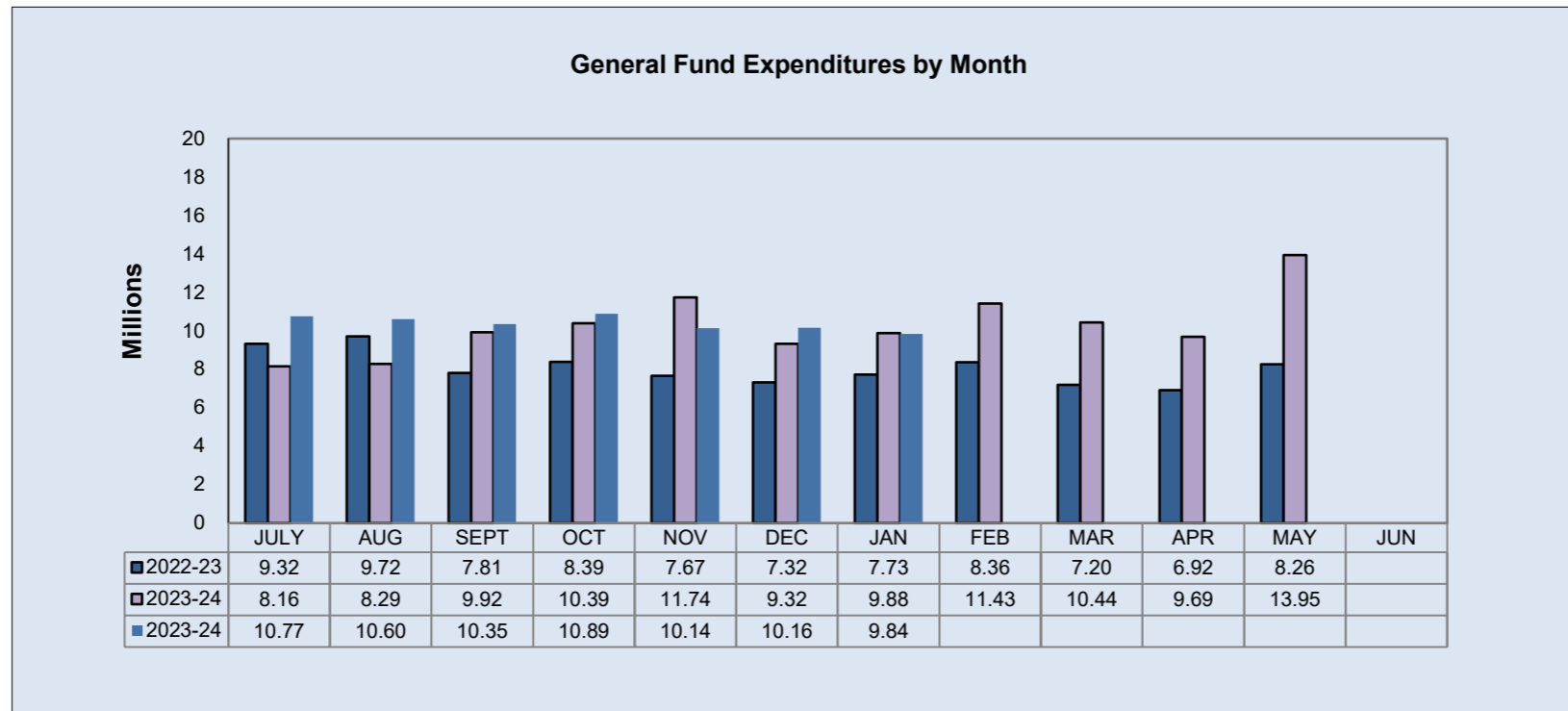
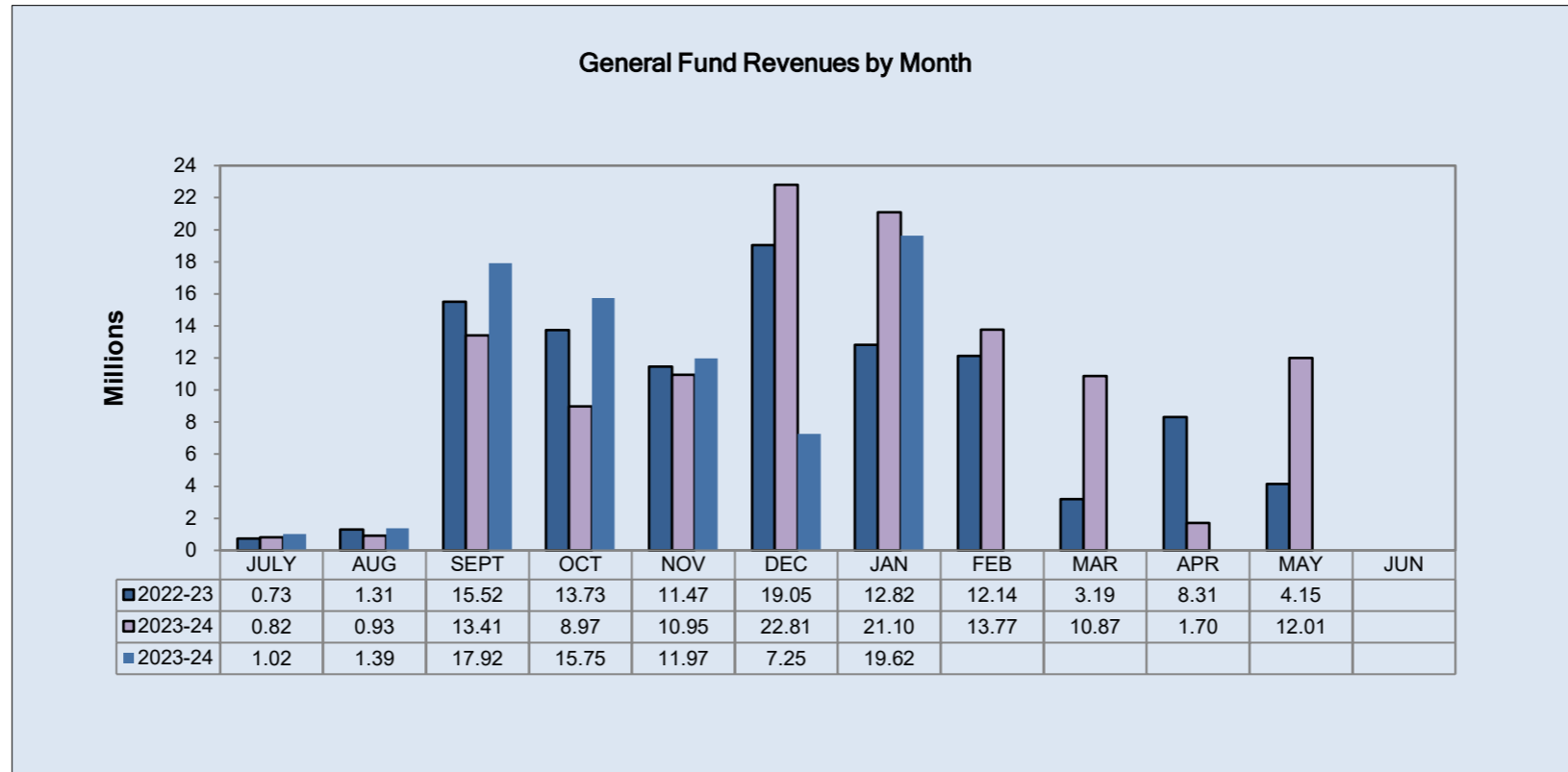
7 months has passed = 58.33%		2023-2024			2024-2025			CURRENT MONTH
		CURRENT BUDGET	YEAR TO DATE ACTUAL	YEAR TO DATE %	CURRENT BUDGET	YEAR TO DATE ACTUAL	YEAR TO DATE %	
Revenues								
5700	Local Revenues	844,581	\$ 1,094,051	129.54%	1,350,042	\$ 1,151,949	85.33%	173,234
5800	State Revenues	36,000	-	0.00%	32,000	18,351	57.35%	1,884
5900	Federal Revenues	6,751,756	3,955,035	58.58%	6,855,749	3,940,186	57.47%	618,415
5900	After School Supper Program	301,890	143,009	47.37%	279,836	228,241	81.56%	41,272
5900	After School Snack Program	57,786	-	0.00%	121,810	-	0.00%	-
	Total Revenues	\$ 7,992,013	\$ 5,192,095	64.97%	\$ 8,639,437	\$ 5,338,727	61.79%	\$ 834,805
Expenses by Function								
35	Food Service	\$ 9,789,317	\$ 4,121,809	42.11%	\$ 12,638,114	\$ 5,032,310	39.82%	889,915
51	Plant Maint. & Operations	-	-	0.00%	-	-	0.00%	-
81	Facilities Acquisition & Construction	-	-	0.00%	-	-	0.00%	-
	Total Expenditures	\$ 9,789,317	\$ 4,121,809	42.11%	\$ 12,638,114	\$ 5,032,310	39.82%	\$ 889,915
Other Sources and (Uses)								
7900	Non-Operating Resources		\$ 67	0.00%		\$ 124	0.00%	-
8900	Other Uses-Non-operating	(342,776)	-	0.00%	(429,323)	(429,323)	100.00%	(429,323)
	Total Other Sources and Uses	\$ (342,776)	\$ 67	0.02%	\$ (429,323)	\$ (429,199)	99.97%	\$ (429,323)
	Net Change in Fund Balance	\$ (2,140,080)	\$ 1,070,353	50.01%	\$ (4,428,000)	\$ (122,782)	2.77%	\$ (484,433)

**DEBT SERVICE AND
CAPITAL PROJECTS FUNDS**

**WICHITA FALLS INDEPENDENT SCHOOL DISTRICT
YEAR TO DATE REVENUES AND EXPENSES COMPARISON
JANUARY 2024 and JANUARY 2025**

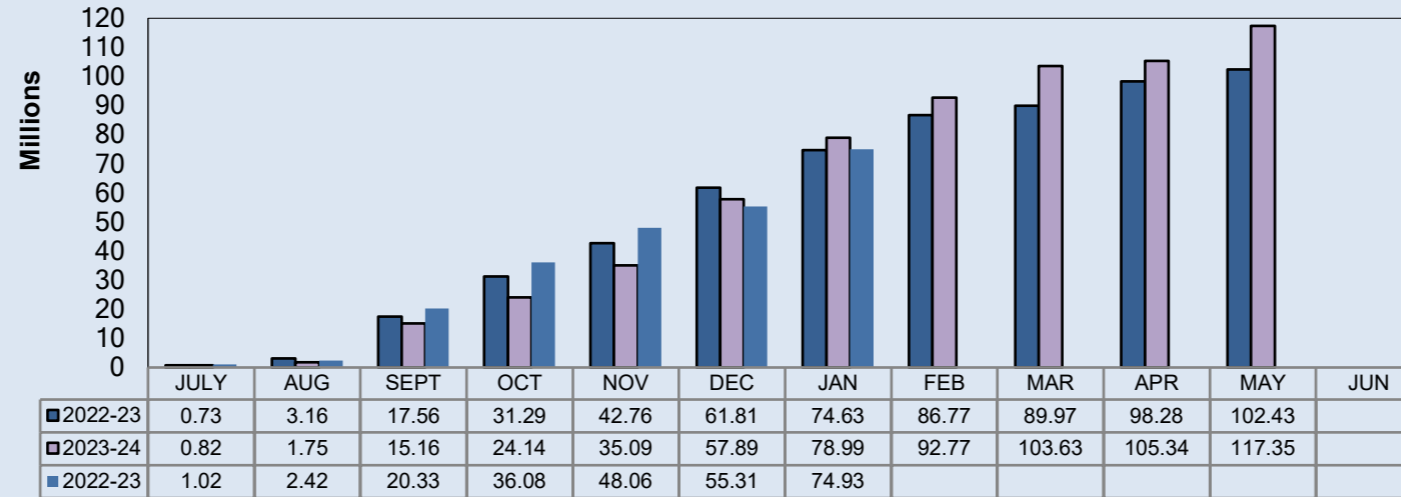
DEBT SERVICE FUND 7 months has passed = 58.33 %		2023-2024			2024-2025			CURRENT MONTH
		CURRENT BUDGET	YEAR TO DATE ACTUAL	YEAR TO DATE %	CURRENT BUDGET	YEAR TO DATE ACTUAL	YEAR TO DATE %	
Revenues								
5700	Local Revenues	23,614,035	\$ 16,407,271	69.48%	23,188,723	\$ 16,560,128	71.41%	10,686,235
5800	State Revenues	-	1,063,233	0.00%	-	3,744,701	0.00%	-
5900	Federal Revenues	-	-	0.00%	-	-	0.00%	-
	Total Revenues	\$ 23,614,035	\$ 17,470,504	73.98%	\$ 23,188,723	\$ 20,304,829	87.56%	\$ 10,686,235
Expenses by Function								
71	Debt Service	\$ 22,019,484	\$ 22,017,808	99.99%	\$ 22,029,183	\$ 22,026,833	99.99%	17,243,091
	Total Expenditures	\$ 22,019,484	\$ 22,017,808	99.99%	\$ 22,029,183	\$ 22,026,833	99.99%	\$ 17,243,091
Other Sources and (Uses)								
7900	Non-Operating Resources	\$ -	\$ -	0.00%	\$ -	\$ -	0.00%	-
	Total Other Sources and (Uses)	\$ -	\$ -	0.00%	\$ -	\$ -	0.00%	\$ -
	Net Change in Fund Balance	\$ 1,594,551	\$ (4,547,304)	285.18%	\$ 1,159,540	\$ (1,722,004)	148.51%	\$ (6,556,856)
CAPITAL PROJECTS FUND 7 months has passed = 58.33%		2023-2024			2024-2025			CURRENT MONTH
		CURRENT BUDGET	YEAR TO DATE ACTUAL	YEAR TO DATE %	CURRENT BUDGET	YEAR TO DATE ACTUAL	YEAR TO DATE %	
Revenues								
5700	Local Revenues - Interest	1,000,000.00	\$ 3,428,103	342.81%	-	\$ 800,989	0.00%	31,844
5700	Local Revenues - Gifts and Bequests	-	4,420,000	0.00%	-	\$ -	0.00%	-
5800	State Revenues	-	-	0.00%	-	-	0.00%	-
5900	Federal Revenues	-	-	0.00%	-	-	0.00%	-
	Total Revenues	\$ 1,000,000	\$ 7,848,103	784.81%	\$ -	\$ 800,989	0.00%	\$ 31,844
Expenses by Function								
36	Cocurricular/Extracurricular	-	-	0.00%	426,158.13	90,398.13	21.21%	-
51	Plant M&O	-	-	0.00%	-	-	0.00%	-
71	Debt Services	-	-	0.00%	-	-	0.00%	-
81	Facilities Acquisition & Construction	127,615,052	66,290,464	51.95%	25,867,635	19,574,943	75.67%	1,490,158
	Total Expenditures	\$ 127,615,052	\$ 66,290,464	51.95%	\$ 26,293,793	\$ 19,665,341	74.79%	\$ 1,490,158
Other Sources and (Uses)								
7900	Non-Operating Resources	-	-	0.00%	175,000	175,000	100.00%	175,000
8900	Other Uses-Non-operating	-	-	0.00%	-	-	0.00%	-
	Total Other Sources and (Uses)	\$ -	\$ -	0.00%	\$ 175,000	\$ 175,000	0.00%	\$ 175,000
	Net Change in Fund Balance	\$ (126,615,052)	\$ (58,442,361)	46.16%	\$ (26,118,793)	\$ (18,689,352)	71.56%	\$ (1,283,314)

Board Graphs
January 31, 2025

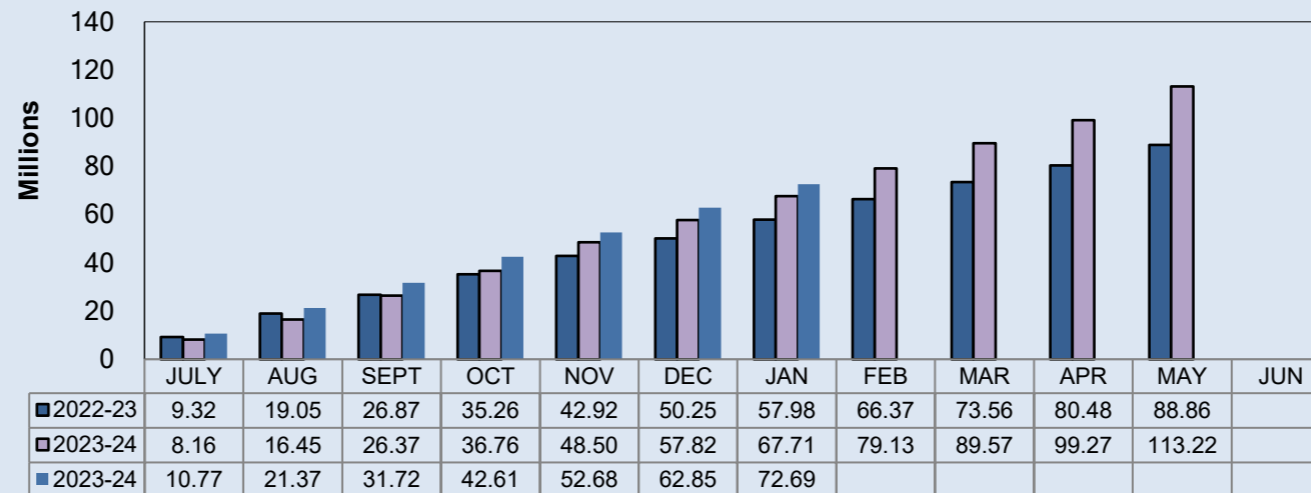


Board Graphs
January 31, 2025

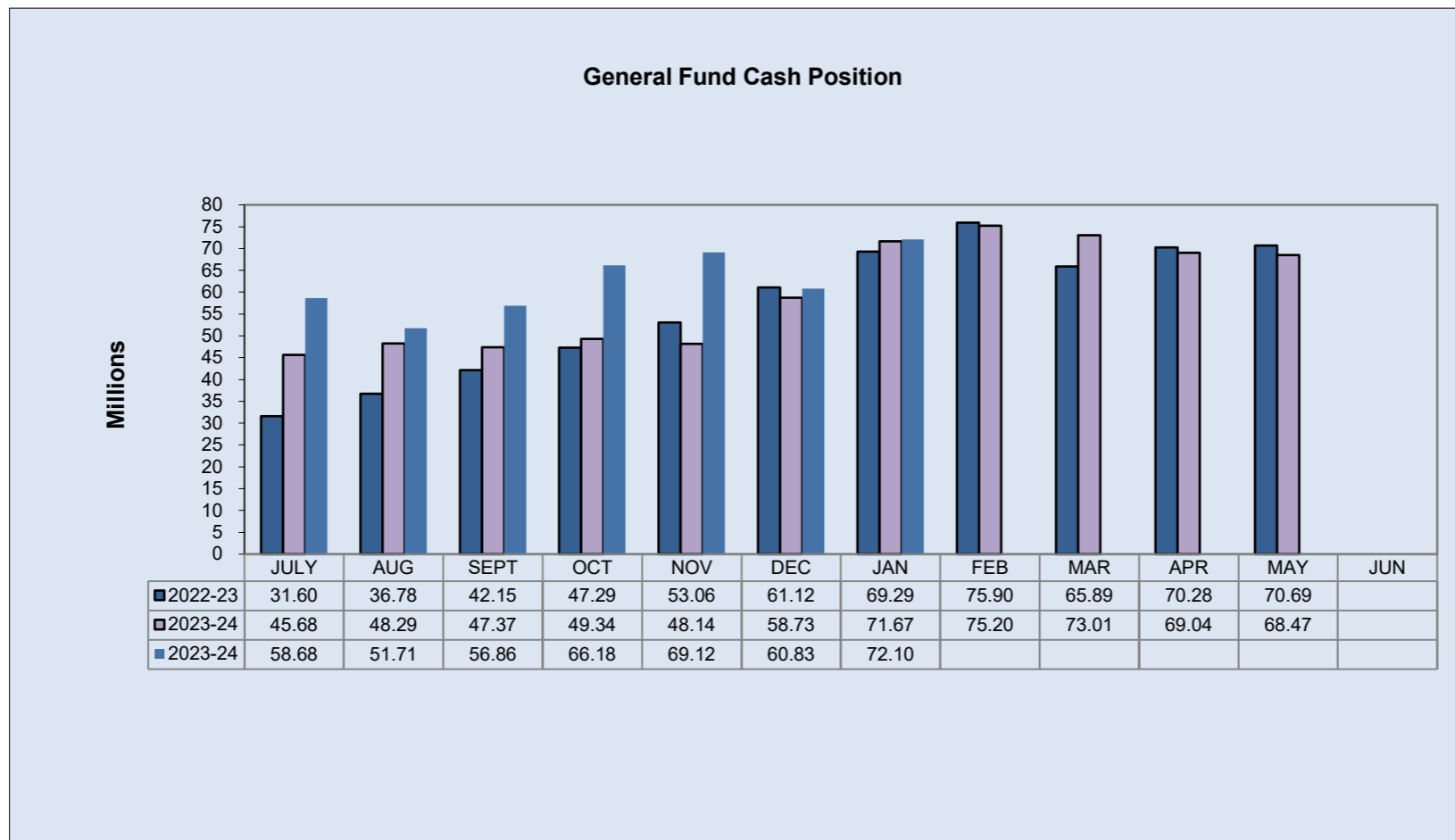
General Fund Revenues
Cumulative Year To Date Totals



General Fund Expenditures
Cumulative Year to Date Totals



**Board Graphs
January 31, 2025**



WICHITA FALLS ISD
Investments Report
January 31, 2025

INVESTMENTS	YIELD RATE	PAR VALUE	PURCHASE COST	CURRENT BOOK VALUE	MARKET VALUE @ 1/31/2025	INTEREST CURRENT MONTH	INTEREST YEAR TO DATE
GENERAL OPERATING FUND							
American National MMKT	0.4500%	\$28,063.36	\$28,063.36	\$28,063.36	\$28,063.36	\$10.69	\$74.05
TexasTERM Balance	4.4000%	\$1,312,266.31	\$1,312,266.31	\$1,312,266.31	\$1,312,266.31	\$4,889.74	\$37,254.56
TEXPOOL BALANCE	4.3919%	\$35,897,718.19	\$35,897,718.19	\$35,897,718.19	\$35,897,718.19	\$127,880.63	\$700,029.50
TEXPOOL Prime BALANCE	4.5206%	\$17,955,746.52	\$17,955,746.52	\$17,955,746.52	\$17,955,746.52	\$68,675.99	\$523,236.29
First National Bank -ICS	4.5460%	\$3,561,012.52	\$3,561,012.52	\$3,561,012.52	\$3,561,012.52	\$14,088.85	\$105,555.76
American National CDARS MMKT	0.3500%	\$0.00	\$0.00	\$0.00	\$0.00	\$0.04	\$0.22
American National Bank -ICS	4.5800%	\$6,864,168.19	\$6,864,168.19	\$6,864,168.19	\$6,864,168.19	\$26,854.83	\$204,696.33
INTRA-MONTH CD ACTIVITY							
PREVIOUS MONTH'S MATURITIES							\$0.00
TOTAL GENERAL FUND		\$65,618,975.09	\$65,618,975.09	\$65,618,975.09	\$65,618,975.09	\$242,400.77	\$1,570,846.71
FOOD SERVICE FUND							
TEXPOOL BALANCE	4.3919%	\$7,772,111.53	\$7,772,111.53	\$7,772,111.53	\$7,772,111.53	\$30,643.43	\$235,808.72
TEXPOOL Prime BALANCE	4.5206%	\$10,160.42	\$10,160.42	\$10,160.42	\$10,160.42	\$38.84	\$296.15
INTRA-MONTH CD ACTIVITY							
PREVIOUS MONTH'S MATURITIES							\$0.00
TOTAL FOOD SERVICE FUND		\$7,782,271.95	\$7,782,271.95	\$7,782,271.95	\$7,782,271.95	\$30,682.27	\$236,104.87
INTEREST AND SINKING FUND							
TEXPOOL BALANCE	4.3919%	\$8,606,505.11	\$8,606,505.11	\$8,606,505.11	\$8,606,505.11	\$73,774.90	\$275,053.95
TEXPOOL Prime BALANCE	4.5206%	\$1,521.47	\$1,521.47	\$1,521.47	\$1,521.47	\$5.89	\$38.08
INTRA-MONTH CD ACTIVITY							
PREVIOUS MONTH'S MATURITIES							\$0.00
TOTAL INTEREST AND SINKING FUND		\$8,608,026.58	\$8,608,026.58	\$8,608,026.58	\$8,608,026.58	\$73,780.79	\$275,092.03
BOND CONSTRUCTION FUND							
American National MMKT	0.9000%	\$1,288,968.31	\$1,288,968.31	\$1,288,968.31	\$1,288,968.31	\$868.10	\$5,890.34
TEXPOOL BALANCE	4.3919%	\$28,349.74	\$28,349.74	\$28,349.74	\$28,349.74	\$105.39	\$806.71
TEXPOOL Prime BALANCE	4.5206%	\$6,892,427.80	\$6,892,427.80	\$6,892,427.80	\$6,892,427.80	\$30,868.05	\$791,553.68
BOND SAFEKEEPING (Bonds/Treasury Notes Investments)		\$2,120,410.25	\$2,120,410.25	\$2,120,410.25	\$2,120,410.25	\$0.00	\$2,656.25
ANB ICS BOND SAFEKEEPING HOLDING ACCOUNT	4.6900%	\$0.00	\$0.00	\$0.00	\$0.00	\$2.74	\$82.09
INTRA-MONTH CD ACTIVITY							
PREVIOUS MONTH'S MATURITIES							
TOTAL BOND CONSTRUCTION FUND		\$10,330,156.10	\$10,330,156.10	\$10,330,156.10	\$10,330,156.10	\$31,844.28	\$800,989.07
WORKER'S COMPENSATION FUND							
TEXPOOL BALANCE	4.3919%	\$633,720.06	\$633,720.06	\$633,720.06	\$633,720.06	\$2,355.07	\$18,030.25
PREVIOUS MONTH'S MATURITIES							
TOTAL WORKER'S COMPENSATION FUND		\$633,720.06	\$633,720.06	\$633,720.06	\$633,720.06	\$2,355.07	\$18,030.25
TOTAL WFISD INVESTMENTS & INTEREST EARNINGS		\$92,973,149.78	\$92,973,149.78	\$92,973,149.78	\$92,973,149.78	\$381,063.18	\$2,901,062.93
TEXPOOL HIGHEST BALANCE 01/21/2025							
GENERAL OPERATING FUND		\$55,349,428.95					
FOOD SERVICE		\$8,384,276.55					
INTEREST & SINKING FUND		\$22,272,744.07					
BOND CONSTRUCTION		\$8,242,394.87					
WORKER'S COMPENSATION		\$631,364.99					
MAINTENANCE TAX NOTE		\$0.00					
TOTAL		\$94,880,209.43					

Wichita Falls ISD
Property Tax Collections Report
January 31, 2025

This statement is compiled from the tax collections monthly statement for the month of January 2025 submitted to us by the Wichita County Tax Assessor-Collector, Tommy Smyth.

This statement shows total collections for the month. The breakdown is as follows:

Maintenance & Operations

<u>Original Levy</u>	<u>Adjustments</u>	<u>Adjusted Levy</u>		Jan 2025	FYTD	YTD	2024-25
				Collections	Collected	Collected	Budget
\$ 38,267,746.78	\$ (172,054.45)	\$ 7,483,752.52	Current				
\$ 1,671,040.38	\$ (86,460.18)	\$ 1,435,300.50	Prior Years				
Current Year				\$ 13,743,560.25	30,611,939.81	30,611,939.81	\$ 38,000,000
Prior Years				33,493.98	468,807.57	149,279.70	555,000
Penalty, Interest, & Misc Fees Collected				36,630.80	215,888.37	127,192.11	450,000
Refunds				(29,626.36)	(183,064.32)	(107,677.62)	
Adjustments				(45,292.45)	(313,170.91)	(257,059.62)	
Totals				\$ 13,738,766.22	30,800,400.52	30,523,674.38	39,005,000
Uncollected Levy						\$ 8,919,053	

Interest & Sinking

<u>Original Levy</u>	<u>Adjustments</u>	<u>Adjusted Levy</u>		Dec 2024	FYTD	YTD	2024-25
				Collections	Collected	Collected	Budget
\$ 22,509,415.06	\$ (99,748.88)	\$ 4,403,463.04	Current				
\$ 481,764.73	\$ (50,000.76)	\$ 365,051.10	Prior Years				
Current Year				\$ 8,084,079.19	\$ 18,006,203.14	18,006,203.14	\$ 22,861,576
Prior Years				16,845.61	245,137.81	66,712.87	129,500
Penalty, Interest, & Misc Fees Collected				5,953.57	71,921.85	29,812.47	72,647
Refunds				(17,043.64)	(102,509.05)	(60,791.76)	
Adjustments				(26,641.40)	(184,445.82)	(151,204.65)	
Totals				\$ 8,063,193.33	\$ 18,036,307.93	17,890,732.07	23,063,723
Uncollected Levy	13,687,567					\$ 4,768,514	

YEAR-TO-DATE SUMMARY PART C

Tax Year = 2024 and Year End Date = 2/4/2025 and Month Range from 1/1/2025 to 1/31/2025 and Tax Units = {multiple} and Date Type = 1

002 - WICHITA FALLS I.S.D.

CURRENT YEAR INFORMATION Start Financial Year 07/01/2024 12

Start Value 10,306,570,523	Start Exemption 4,326,138,229	Start Taxable 5,980,432,294	Rate 1.113493	Calc Start Levy 66,591,694.96	Actual Start Levy 60,777,161.84	Start Frozen Loss 5,814,528.29	Start + Frozen 66,591,690.13
Adjusted Value 10,304,852,303	Adjusted Exemption 4,347,161,933	Adj Taxable 5,957,690,370	Rate 1.113493	Calc Adj Levy 66,338,465.23	Actual Current Levy 60,503,903.49	Adj Frozen Loss 5,834,557.08	Act Levy + Act Frozen 66,338,460.57
Start Value 10,306,570,523	Net Value Adj (1,718,220)	Start Value + Net Value Adj 10,304,852,303		Actual Current Value 10,304,852,303		Other Loss 0.00	
Start Exemption 4,326,138,229	Net Exmp Adj 21,023,704	Start Exemp + Net Exmp Adj 4,347,161,933		Actual Current Exemption 4,347,161,933			

YEAR	NET START BALANCE	NET MTD ADJ	NET YTD ADJ	NET MTD PAID	NET YTD PAID	CALC BALANCE	REFUNDS DUE	COL %
AS OF 01/31/2025								
1975	43.23	0.00	0.00	0.00	0.00	43.23	0.00	0.00
1976	9.70	0.00	0.00	0.00	0.00	9.70	0.00	0.00
1977	40.96	0.00	0.00	0.00	0.00	40.96	0.00	0.00
1978	40.96	0.00	0.00	0.00	0.00	40.96	0.00	0.00
1979	155.82	0.00	0.00	0.00	0.00	155.82	0.00	0.00
1980	70.48	0.00	0.00	0.00	0.00	70.48	0.00	0.00
1981	223.19	0.00	0.00	0.00	0.00	223.19	0.00	0.00
1982	236.98	0.00	0.00	0.00	0.00	236.98	0.00	0.00
1983	315.24	0.00	0.00	0.00	0.00	315.24	0.00	0.00
1984	198.27	0.00	0.00	0.00	0.00	198.27	0.00	0.00
1985	345.84	0.00	0.00	0.00	0.00	345.84	0.00	0.00
1986	366.02	0.00	0.00	0.00	0.00	366.02	0.00	0.00
1987	326.70	0.00	0.00	0.00	0.00	326.70	0.00	0.00
1988	243.69	0.00	0.00	0.00	0.00	243.69	0.00	0.00
1989	550.51	0.00	(0.94)	0.00	0.00	549.57	0.00	0.00
1990	1,108.88	0.00	(1.02)	0.00	0.00	1,107.86	0.00	0.00
1991	365.09	0.00	(0.40)	0.00	0.00	364.69	0.00	0.00
1992	382.94	0.00	(0.40)	0.00	0.00	382.54	0.00	0.00
1993	1,253.44	0.00	(1.31)	0.00	0.00	1,252.13	0.00	0.00
1994	1,605.53	0.00	(1.37)	0.00	0.00	1,604.16	0.00	0.00
1995	1,869.94	0.00	(1.37)	0.00	0.00	1,868.57	0.00	0.00
1996	1,706.66	0.00	(1.41)	0.00	0.00	1,705.25	(0.08)	0.00
1997	2,350.14	0.00	(1.49)	0.00	580.15	1,768.50	0.00	24.70
1998	2,994.57	0.00	(1.53)	0.00	1,840.42	1,152.62	0.00	61.48
1999	3,102.48	0.00	(1.53)	16	0.00	1,840.42	0.00	59.35

YEAR-TO-DATE SUMMARY PART C

Tax Year = 2024 and Year End Date = 2/4/2025 and Month Range from 1/1/2025 to 1/31/2025 and Tax Units = {multiple} and Date Type = 1

YEAR	NET START BALANCE	NET MTD ADJ	NET YTD ADJ	NET MTD PAID	NET YTD PAID	CALC BALANCE AS OF 01/31/2025	REFUNDS DUE	COL %
2000	2,739.62	0.00	(1.57)	0.00	1,663.38	1,074.67	(203.99)	60.75
2001	2,643.67	0.00	(1.57)	0.00	1,622.42	1,019.68	0.00	61.40
2002	2,821.11	0.00	(25.05)	0.00	1,545.35	1,250.71	0.00	55.26
2003	5,759.79	0.00	(25.05)	20.16	1,732.66	4,002.08	0.00	30.21
2004	11,547.23	0.00	(25.05)	3.54	216.22	11,305.96	0.00	1.87
2005	14,963.76	0.00	(25.07)	14.12	89.71	14,848.98	0.00	0.60
2006	16,937.22	0.00	(22.77)	0.00	111.78	16,802.67	0.00	0.66
2007	15,200.96	0.00	(13.04)	0.00	33.56	15,154.36	0.00	0.22
2008	14,595.86	0.00	(12.89)	0.00	95.77	14,487.20	0.00	0.65
2009	18,221.77	0.00	(12.89)	0.00	1,075.89	17,132.99	0.00	5.90
2010	20,080.86	0.00	(12.00)	0.00	1,671.00	18,397.86	0.00	8.32
2011	22,150.22	0.00	(37.67)	33.76	1,106.86	21,005.69	0.00	5.00
2012	29,422.60	0.00	(158.87)	398.44	2,556.86	26,706.87	0.00	8.73
2013	35,207.59	0.00	(12.06)	238.94	2,357.61	32,837.92	0.00	6.69
2014	54,346.74	0.00	(70.90)	152.26	3,091.65	51,184.19	0.00	5.69
2015	52,749.29	0.00	(76.30)	139.53	2,389.65	50,283.34	0.00	4.53
2016	61,432.64	0.00	(77.79)	95.03	3,007.59	58,347.26	0.00	4.90
2017	66,686.03	0.00	(77.79)	134.48	3,665.18	62,943.06	0.00	5.50
2018	79,339.08	0.00	(80.13)	71.70	3,686.28	75,572.67	0.00	4.65
2019	96,845.05	0.00	(1,162.49)	279.58	6,051.51	89,631.05	0.00	6.32
2020	118,930.03	624.06	1,979.52	3,023.40	15,658.89	105,250.66	0.00	12.95
2021	227,366.35	1,003.76	(19,223.88)	5,974.01	46,114.20	162,028.27	0.00	22.15
2022	428,841.88	(7,238.72)	(52,584.18)	11,303.44	80,506.23	295,751.47	(3,763.37)	21.39
2023	1,321,374.08	(19,575.49)	(152,586.12)	28,457.20	529,628.13	639,159.83	(8,079.32)	45.31
2024	60,777,161.84	(46,747.46)	(273,258.35)	21,827,639.44	48,618,148.96	11,885,754.53	(28,495.63)	80.35
TOTAL	63,517,272.53	(71,933.85)	(497,616.73)	21,877,979.03	49,332,088.33	13,687,567.47	(40,542.39)	

WICHITA FALLS ISD BOARD OF TRUSTEES
March 4, 2025

Agenda Item:	February, 2025 Budget Amendments
Administrator Responsible:	Leah Horton, Chief Financial Officer
Attachments:	Attachment
<input checked="" type="checkbox"/> Action Needed	<input type="checkbox"/> Future Action <input type="checkbox"/> Information <input type="checkbox"/> Report

Administrative Recommendation:

That the Wichita Falls Independent School District Board of Trustees approves the attached budget amendments to the 2024-2025 budgets, as detailed on the attached Budget Amendment report. These amendments are submitted by Leah Horton, Chief Financial Officer, and as recommended by Dr. Donny Lee, Superintendent of Schools.

Explanation:

Budgeted funds that are transferred between functions, as well as increases/decreases to the district's legally adopted budgets, require Board approval in the form of a budget amendment.

Fiscal Note:

General Operating revenues reflect an increase of \$4,019,280 and expenditures reflect an increase of \$501,000 resulting in a balanced budget.

Food Service revenues and expenditures reflect no change resulting in a deficit budget of \$4,428,000.

There are no proposed amendments to the Debt Service budget.

The detail of the proposed amendments and cross-function transfers is reflected on the attached Budget Amendment report.

Memorandum

To: Dr. Donny Lee, Superintendent
From: Leah Horton, Chief Financial Officer
Date: March 4, 2025
Subject: February 2025 Budget Amendments/Revisions

General Operating Fund (199) Please approve the following inter-functional budget transfers:

Campus/Dept.	Amount	From Function	To Function
010 – Career Education Center Nursing Supplies	\$481	11	33
011 – Legacy High School Orchestra Contest	\$50	11	36
Choir Contest	\$508	11	36
Choir Contest	\$315	13	36
Interpreters	\$500	11	61
046 – Barwise Middle School UIL Busing	\$235	11	36
047 – McNiel Middle School Printing	\$101	11	23
Supply Needs	\$200	11	21
Band UIL Fees	\$50	11	36
Choir UIL Fees	\$195	11	36
Orchestra UIL Fees	\$525	11	36
107 – Crockett Elementary Staff Meal	\$1,149	11	23
Admin Chairs	\$555	11	23
Admin Travel	\$478	11	23
Admin Travel	\$18	12	23
Admin Travel	\$500	13	23
109 – Fain Elementary Admin Computer	\$215	13	23
Choir Party	\$118	11	36
121 – Milam Elementary Nursing Supplies	\$832	11	33
125 – Booker T Washington Elementary Staff Dev Subs	\$213	23	13
126 – West Foundation Elementary Instructional Supplies	\$104	12	11
Instructional Supplies	\$100	13	11
Instructional Supplies	\$250	36	11
Admin Supplies	\$16	31	23
128 – Scotland Park Elementary Admin Supplies	\$44	19 11	23

131 – Zundy Elementary Staff Dev Subs	\$672	11	13
870 – Assessment TIA – Sheppard - Prof Dev	\$6,351	11	13
863 – Div of School Administration Amplify Needs	\$324	23	11
931 – PE/Health Instructional Supplies	\$2,500	13	11
935 – Special Education TAG Instructional Supplies	\$2,121	13	11

General Operating Fund (181/199): Please approve the following budget revisions to appropriate additional revenue and expenditures:

<u>Campus/Dept</u>	<u>Account</u>	<u>Amount</u>
<u>Revenue:</u>		
Available School Fund Adjustment	199 E 00 5811 00 000 0 00 000	\$2,500,000
Foundation School Fund Adjustment	199 E 00 5812 00 000 0 00 000	<u>\$1,519,280</u>
		\$4,019,280
<u>Expenses:</u>		
Hirschi Refresh	199 E 81 6629 00 820 0 99 000	\$350,000
True North Peter Griffiths Consulting	199 E 81 6291 00 820 0 99 000	\$ 51,000
Stadium Sound System	199 E 36 6639 22 901 0 91 692	<u>\$100,000</u>
		\$501,000

Attached spreadsheet(s) reflect the impact to the budget.

**Wichita Falls Independent School District
General Operating Fund Budget
Feb-25**

	Original Operating Fund 199 Feb	Proposed Transfers & Revisions Increase/ (Decrease)	Amended Operating Fund 199 Feb
Revenues:			
5700 - Local Revenues	\$ 41,117,000	\$ -	\$ 41,117,000
5800 - State Program Revenues	82,182,178	2,500,000	84,682,178
5900 - Federal Program Revenues	3,215,000	1,519,280	4,734,280
Total Revenues	<u>\$ 126,514,178</u>	<u>\$ 4,019,280</u>	<u>\$ 130,533,458</u>
Expenditures			
11 - Instruction	\$ 71,305,859	(7,645)	\$ 71,298,214
12 - Instructional Resources and Media Services	1,254,691	(122)	1,254,569
13 - Curriculum and Instructional Staff Development	946,544	1,485	948,029
21 - Instructional Leadership	1,938,906	200	1,939,106
23 - School Leadership	6,960,329	2,539	6,962,868
31 - Guidance, Counseling and Evaluation Services	3,785,530	(16)	3,785,514
32 - Social Work Services	173,084	-	173,084
33 - Health Services	1,866,057	1,313	1,867,370
34 - Student Transportation	6,285,910	-	6,285,910
35 - Food Service	30,000	-	30,000
36 - Cocurricular/Extracurricular Activities	3,822,366	101,746	3,924,112
41 - General Administration	3,884,059	-	3,884,059
51 - Plant Maintenance and Operations	18,074,651	-	18,074,651
52 - Security and Monitoring Services	1,902,550	-	1,902,550
53 - Data Processing Services	3,668,192	-	3,668,192
61 - Community Services	16,200	500	16,700
71 - Debt Service	1,102,800	-	1,102,800
81 - Facilities Acquisition and Construction	2,375,901	401,000	2,776,901
93 - Payments to Fiscal Agent	100,000	-	100,000
95 - Payments to JJAEP	40,000	-	40,000
99 - Other Intergovernmental Charges	763,152	-	763,152
Total Expenditures	<u>\$ 130,296,780</u>	<u>\$ 501,000</u>	<u>\$ 130,797,780</u>
Other Financing Sources (Uses)			
Sale of Real & Personal Property	\$ 10,000	\$ -	\$ 10,000
Transfer in from Food Service Fund	429,323	-	\$ 429,323
Transfer to Capital Projects for Stadium Maintenance	(75,000)	-	\$ (75,000)
Transfer to Capital Projects for Athletics	(50,000)	-	\$ (50,000)
Transfer to Capital Projects for Fine Arts	(50,000)	-	(50,000)
	-	-	-
Excess (Deficiency) of Revenues Over Expenditures	<u>\$ (3,518,280)</u>	<u>\$ 3,518,280</u>	<u>\$ (0)</u>

**Wichita Falls Independent School District
Food Service Budget
Feb-25**

	Amended Child Nutrition Funds 240 & 242 Nov	Increase/ (Decrease)	Amended Child Nutrition Funds 240 & 242 Feb
Revenues:			
Local Revenues	\$ 1,350,042	\$ -	\$ 1,350,042
State Program Revenues	32,000	-	32,000
Federal Program Revenues	7,257,395	-	7,257,395
Total Revenues	\$ 8,639,437	\$ -	\$ 8,639,437
Expenditures			
Instruction			
Instructional Resources and Media Services			
Curriculum and Instructional Staff Development			
Instructional Leadership			
School Leadership			
Guidance, Counseling and Evaluation Services			
Health Services			
Student Transportation			
Food Services	\$ 11,083,114	\$ 1,555,000	\$ 12,638,114
Cocurricular/Extracurricular Activities			
General Administration			
Plant Maintenance and Operations			
Security and Monitoring Services			
Data Processing Services			
Community Services			
Facilities Acquisition and Construction			
Payments to Fiscal Agent			
Other Intergovernmental Charges			
Total Expenditures	\$ 11,083,114	\$ 1,555,000	\$ 12,638,114
Other Financing Sources (Uses)			
Operating Transfers In			
Operating Transfers Out to General Operating Fund	\$ (429,323)	\$ -	\$ (429,323)
Excess (Deficiency) of Revenues Over Expenditures	\$ (2,873,000)	\$ (1,555,000)	\$ (4,428,000)

**Wichita Falls Independent School District
Debt Service Budget
Jan 2025**

	Original Debt Service Fund 599 Nov	Increase/ (Decrease)	Amended Debt Service Fund 599 Feb
Revenues:			
Local Revenues	\$ 23,188,723	\$ -	\$ 23,188,723
State Program Revenues	0	-	0
Federal Program Revenues	-		
Total Revenues	\$ 23,188,723	\$ -	\$ 23,188,723
Expenditures			
Instruction			
Instructional Resources and Media Services			
Curriculum and Instructional Staff Development			
Instructional Leadership			
School Leadership			
Guidance, Counseling and Evaluation Services			
Health Services			
Student Transportation			
Food Services			
Cocurricular/Extracurricular Activities			
General Administration			
Plant Maintenance and Operations			
Security and Monitoring Services			
Data Processing Services			
Community Services			
Debt Service	\$ 22,029,183	-	\$ 22,029,183
Facilities Acquisition and Construction			
Payments to Fiscal Agent			
Total Expenditures	\$ 22,029,183	\$ -	\$ 22,029,183
Other Financing Sources (Uses)			
Sale of Bonds			
Excess (Deficiency) of Revenues Over Expenditures	\$ 1,159,540	\$ -	\$ 1,159,540

WICHITA FALLS ISD BOARD OF TRUSTEES
March 4, 2025

Agenda Item:	Low attendance Waiver, All Campuses		
Administrator Responsible:	Hafley, Scot, Assistant Superintendent		
Attachments:	3 items		
<input checked="" type="checkbox"/> Action Needed	<input type="checkbox"/> Future Action	<input type="checkbox"/> Presentation	<input type="checkbox"/> Report

Administrative Recommendation:

That the Wichita Falls Independent School District Board of Trustees approve the TEA waiver for low attendance on 2-19-25 due to bad weather as submitted by Scot Hafley, Assistant Superintendent and recommended by Dr. Donny Lee, Superintendent of Schools.

Explanation:

ADA on 2-19-25 was 68.85%. WFISD’s cumulative ADA for 2023-24 was 93.12%. Districts or campuses can request a waiver to excuse any instructional days from ADA and FSP funding calculations that have attendance at least 10 percentage points below the last school year's overall average attendance, for the district or applicable campus due to inclement weather, health, or safety-related issues.

Entity	Name	Cal	Operational Days	Grade Level	Total Days Membership	Total Ineligible Days Present	Total Eligible Days Present	Refined ADA	Percentage Of Attendance		
001	Hirschi High School	001	169	09	36196.0	0.0	32418.0	191.82	89.56		
			169	10	29188.0	0.0	26070.0	154.26	89.32		
			169	11	25803.0	0.0	23046.0	136.37	89.32		
			169	12	24711.0	0.0	21785.0	128.91	88.16		
			169	ALL	115898.0	0.0	103319.0	611.36	89.15		
		DC	169	11	3881.0	0.0	3642.0	21.55	93.84		
			169	12	6977.0	0.0	6604.0	39.08	94.65		
			169	ALL	10858.0	0.0	10246.0	60.63	94.36		
		002	Rider High School	002	169	09	62068.0	0.0	57856.0	342.34	93.21
					169	10	61415.0	0.0	57387.0	339.57	93.44
169	11				57032.0	0.0	52818.0	312.53	92.61		
169	12				49354.5	0.0	45287.5	267.97	91.76		
169	ALL				229869.5	0.0	213348.5	1262.42	92.81		
DC	169			11	14202.0	0.0	13597.0	80.46	95.74		
	169			12	14091.0	0.0	13407.0	79.33	95.15		
	169			ALL	28293.0	0.0	27004.0	159.79	95.44		
004	Wichita Falls High S			004	169	09	58814.0	0.0	53983.0	319.43	91.79
					169	10	53403.0	0.0	48633.0	287.77	91.07
		169	11		35699.0	0.0	32257.0	190.87	90.36		
		169	12		40765.0	0.0	36740.0	217.40	90.13		
		169	ALL		188681.0	0.0	171613.0	1015.46	90.95		
		DC	169	11	9166.0	0.0	8746.0	51.75	95.42		
			169	12	9335.0	0.0	8908.0	52.71	95.43		
			169	ALL	18501.0	0.0	17654.0	104.46	95.42		
		009	WICHITA COUNTY JJAEP	009	169	04	35.0	0.0	35.0	0.21	100.00
					169	06	158.0	0.0	150.0	0.89	94.94
169	07				77.0	27.0	46.0	0.27	94.81		
169	08				648.0	173.0	446.0	2.64	95.52		
169	09				999.0	208.0	708.0	4.19	91.69		
169	10				1938.0	983.0	798.0	4.72	91.90		
169	11				438.0	320.0	95.0	0.56	94.75		
169	12				145.0	0.0	145.0	0.86	100.00		
169	ALL				4438.0	1711.0	2423.0	14.34	93.15		
046	BARWISE MIDDLE SCHOO				046	169	06	61841.0	0.0	57749.0	341.71
		169	07	63846.0		0.0	59167.0	350.10	92.67		
		169	08	60867.0		0.0	56441.0	333.97	92.73		
		169	ALL	186554.0		0.0	173357.0	1025.78	92.93		
047	MCNIEL MIDDLE SCHOOL	047	169	06	61244.0	0.0	57168.0	338.27	93.34		
			169	07	53245.0	0.0	50077.0	296.31	94.05		
			169	08	60520.0	0.0	57078.0	337.74	94.31		
			169	ALL	175009.0	0.0	164323.0	972.33	93.89		
048	HIRSCHI MIDDLE SCHOO	048	169	06	27003.0	0.0	24822.0	146.88	91.92		
			169	07	26511.0	0.0	24346.0	144.06	91.83		

Entity	Name	Cal	Operational Days	Grade Level	Total Days Membership	Total Ineligible Days Present	Total Eligible Days Present	Refined ADA	Percentage Of Attendance	
			169	08	21351.0	0.0	19345.0	114.47	90.60	
			169	ALL	74865.0	0.0	68513.0	405.40	91.52	
104	BROOK VILLAGE EARLY	104	169	EE	82.0	0.0	75.0	0.44	91.46	
			169	PK	18454.5	91.0	16910.0	100.06	92.12	
			169	ALL	18536.5	91.0	16985.0	100.50	92.12	
105	BURGESS ELEMENTARY	105	169	01	9660.0	0.0	9074.0	53.69	93.93	
			169	02	11687.0	0.0	10949.0	64.79	93.69	
			169	03	8373.0	0.0	7898.0	46.73	94.33	
			169	04	8765.0	0.0	8269.0	48.93	94.34	
			169	05	9764.0	0.0	9214.0	54.52	94.37	
			169	KG	8589.0	0.0	7947.0	47.02	92.53	
			169	ALL	56838.0	0.0	53351.0	315.69	93.87	
			PK	169	PK	2408.5	0.0	2274.5	13.46	94.44
			169	ALL	2408.5	0.0	2274.5	13.46	94.44	
107	CROCKETT ELEMENTARY	107	169	01	12465.0	0.0	11702.0	69.24	93.88	
			169	02	13026.0	0.0	12205.0	72.22	93.70	
			169	03	13994.0	0.0	13190.0	78.05	94.25	
			169	04	12848.0	0.0	12150.0	71.89	94.57	
			169	05	12578.0	0.0	11922.0	70.54	94.78	
			169	EE	0.0	0.0	0.0	0.00	0.00	
			169	KG	11447.0	0.0	10787.0	63.83	94.23	
			169	ALL	76358.0	0.0	71956.0	425.78	94.24	
108	CUNNINGHAM SCHOOL	108	169	01	10809.0	0.0	10214.0	60.44	94.50	
			169	02	9291.0	0.0	8740.0	51.72	94.07	
			169	03	10422.0	0.0	9871.0	58.41	94.71	
			169	04	8623.0	0.0	8203.0	48.54	95.13	
			169	05	9272.0	0.0	8769.0	51.89	94.58	
			169	EE	12282.5	0.0	10983.5	64.99	89.42	
			169	KG	9540.0	45.0	8791.0	52.02	92.62	
			169	ALL	70239.5	45.0	65571.5	388.00	93.42	
			PK	169	PK	1755.0	82.0	1561.5	9.24	93.65
			169	ALL	1755.0	82.0	1561.5	9.24	93.65	
109	FAIN ELEMENTARY	109	169	01	12954.0	0.0	12247.0	72.47	94.54	
			169	02	11899.0	0.0	11117.0	65.78	93.43	
			169	03	11718.0	0.0	10904.0	64.52	93.05	
			169	04	13179.0	0.0	12333.0	72.98	93.58	
			169	05	12704.0	0.0	12025.0	71.15	94.66	
			169	EE	0.0	0.0	0.0	0.00	0.00	
			169	KG	12289.0	0.0	11474.0	67.89	93.37	
			169	ALL	74743.0	0.0	70100.0	414.79	93.79	
			PK	169	PK	3025.5	328.0	2500.5	14.80	93.49
			169	ALL	3025.5	328.0	2500.5	14.80	93.49	
111	FOWLER ELEMENTARY	111	169	01	12980.0	0.0	12461.0	73.73	96.00	

Entity	Name	Cal	Operational Days	Grade Level	Total Days Membership	Total Ineligible Days Present	Total Eligible Days Present	Refined ADA	Percentage Of Attendance
			169	02	12802.0	0.0	12281.0	72.67	95.93
			169	03	15182.0	0.0	14670.0	86.80	96.63
			169	04	14075.0	0.0	13516.0	79.98	96.03
			169	05	14505.0	0.0	13848.0	81.94	95.47
			169	EE	0.0	0.0	0.0	0.00	0.00
			169	KG	9769.0	0.0	9249.0	54.73	94.68
			169	ALL	79313.0	0.0	76025.0	449.85	95.85
		PK	169	PK	2579.5	82.0	2344.5	13.87	94.07
			169	ALL	2579.5	82.0	2344.5	13.87	94.07
112	FRANKLIN ELEMENTARY	112	169	01	11887.0	0.0	11267.0	66.67	94.78
			169	02	10652.0	0.0	10150.0	60.06	95.29
			169	03	14634.0	0.0	13822.0	81.79	94.45
			169	04	12501.0	0.0	11905.0	70.44	95.23
			169	05	11023.0	0.0	10277.0	60.81	93.23
			169	EE	0.0	0.0	0.0	0.00	0.00
			169	KG	12456.0	0.0	11684.0	69.14	93.80
			169	ALL	73153.0	0.0	69105.0	408.91	94.47
118	JEFFERSON ELEMENTARY	118	169	01	7456.0	0.0	7127.0	42.17	95.59
			169	02	9884.0	0.0	9503.0	56.23	96.15
			169	03	9893.0	0.0	9366.0	55.42	94.67
			169	04	8012.0	0.0	7600.0	44.97	94.86
			169	05	10812.0	0.0	10183.0	60.25	94.18
			169	KG	6040.0	0.0	5712.0	33.80	94.57
			169	ALL	52097.0	0.0	49491.0	292.85	95.00
		PK	169	PK	2447.5	324.0	1985.0	11.75	94.34
			169	ALL	2447.5	324.0	1985.0	11.75	94.34
121	MILAM ELEMENTARY	121	169	01	12921.0	0.0	12059.0	71.36	93.33
			169	02	11120.0	0.0	10437.0	61.76	93.86
			169	03	9391.0	0.0	8896.0	52.64	94.73
			169	04	10760.0	0.0	10238.0	60.58	95.15
			169	05	9590.0	0.0	9059.0	53.60	94.46
			169	EE	117.0	0.0	117.0	0.69	100.00
			169	KG	14894.5	0.0	13788.5	81.59	92.57
			169	ALL	68793.5	0.0	64594.5	382.22	93.90
		PK	169	PK	3375.0	248.0	2917.0	17.26	93.78
			169	ALL	3375.0	248.0	2917.0	17.26	93.78
123	SHEPPARD AFB ELEMENT	123	169	01	9352.0	0.0	8975.0	53.11	95.97
			169	02	8050.0	0.0	7796.0	46.13	96.84
			169	03	7312.0	0.0	7043.0	41.67	96.32
			169	04	5723.0	0.0	5489.0	32.48	95.91
			169	05	5874.0	0.0	5637.0	33.36	95.97
			169	06	3486.0	0.0	3333.0	19.72	95.61
			169	KG	8557.0	0.0	8193.0	48.48	95.75
			169	ALL	48354.0	0.0	46466.0	274.95	96.10

Entity	Name	Cal	Operational	Grade	Total Days	Total Ineligible	Total Eligible	Refined	Percentage Of
			Days	Level	Membership	Days Present	Days Present	ADA	Attendance
		PK	169	PK	3062.5	79.0	2799.5	16.57	93.99
			169	ALL	3062.5	79.0	2799.5	16.57	93.99
125	BOOKER T WASHINGTON	125	169	01	9614.0	0.0	8859.0	52.42	92.15
			169	02	8644.0	0.0	8071.0	47.76	93.37
			169	03	9559.0	0.0	8858.0	52.41	92.67
			169	04	11498.0	0.0	10852.0	64.21	94.38
			169	05	7822.0	0.0	7139.0	42.24	91.27
			169	KG	9372.0	1.0	8655.0	51.21	92.36
			169	ALL	56509.0	1.0	52434.0	310.26	92.79
		PK	169	PK	1792.0	1.5	1651.5	9.77	92.24
			169	ALL	1792.0	1.5	1651.5	9.77	92.24
126	WEST FOUNDATION ELEM	126	169	01	10094.0	0.0	9586.0	56.72	94.97
			169	02	9342.0	0.0	8824.0	52.21	94.46
			169	03	11504.0	0.0	10869.0	64.31	94.48
			169	04	12171.0	0.0	11603.0	68.66	95.33
			169	05	11257.0	0.0	10570.0	62.54	93.90
			169	KG	9308.0	0.0	8798.0	52.06	94.52
			169	ALL	63676.0	0.0	60250.0	356.51	94.62
128	SCOTLAND PARK ELEMEN	128	169	01	15032.0	0.0	13803.0	81.67	91.82
			169	02	14376.0	0.0	13238.0	78.33	92.08
			169	03	15907.0	0.0	14616.0	86.49	91.88
			169	04	10414.0	0.0	9622.0	56.93	92.39
			169	05	11694.0	0.0	10978.0	64.96	93.88
			169	EE	0.0	0.0	0.0	0.00	0.00
			169	KG	15406.0	0.0	14121.0	83.56	91.66
			169	ALL	82829.0	0.0	76378.0	451.94	92.21
		PK	169	PK	3176.5	0.0	2853.5	16.88	89.83
			169	ALL	3176.5	0.0	2853.5	16.88	89.83
129	SOUTHERN HILLS ELEME	129	169	01	14700.0	0.0	13857.0	81.99	94.27
			169	02	12795.0	0.0	12115.0	71.69	94.69
			169	03	12560.0	0.0	11919.0	70.53	94.90
			169	04	15005.0	0.0	14267.0	84.42	95.08
			169	05	16260.0	0.0	15473.0	91.56	95.16
			169	KG	12840.0	0.0	12042.0	71.25	93.79
			169	ALL	84160.0	0.0	79673.0	471.44	94.67
		PK	169	PK	3889.5	27.5	3563.0	21.08	92.31
			169	ALL	3889.5	27.5	3563.0	21.08	92.31
131	ZUNDELOWITZ ELEMENTA	131	169	01	15837.0	0.0	14536.0	86.01	91.79
			169	02	14383.0	0.0	13347.0	78.98	92.80
			169	03	16324.0	0.0	15312.0	90.60	93.80
			169	04	17145.0	0.0	15965.0	94.47	93.12
			169	05	15957.0	0.0	14938.0	88.39	93.61
			169	KG	15343.0	0.0	14158.0	83.78	92.28
			169	ALL	94989.0	0.0	88256.0	522.22	92.91

<u>Entity</u>	<u>Name</u>	<u>Cal</u>	<u>Operational Days</u>	<u>Grade Level</u>	<u>Total Days Membership</u>	<u>Total Ineligible Days Present</u>	<u>Total Eligible Days Present</u>	<u>Refined ADA</u>	<u>Percentage Of Attendance</u>
210	HAYNES HEAD START	210	169	PK	23577.5	0.0	21358.0	126.38	90.59
			169	ALL	23577.5	0.0	21358.0	126.38	90.59
REPORT TOTALS:					2084644.0	3020.0	1938245.0	11468.94	93.12

***** End of report *****

ADA Template Parameters
ADA Report

<u>Calendar</u>	<u>Calendar</u>	<u>Grad Yr</u>	<u>Grad Yr</u>	<u>Race</u>	<u>Race</u>	<u>Student</u>	<u>Student</u>	<u>Type</u>	<u>Date</u>	<u>Date</u>	<u>Totals By</u>	<u>Report Type</u>
<u>Low</u>	<u>High</u>	<u>Low</u>	<u>High</u>	<u>Low</u>	<u>High</u>	<u>Type</u>	<u>Low</u>	<u>High</u>	<u>Low</u>	<u>High</u>		

Processed By

ZZZ	0000	9999		ZZZ		ZZZ			02/19/2025	02/19/2025	Entity & Grade	Summary Only
											Student Range	

Processed Entities: 001,002,004,005,006,008,009,011,012,041,045,046,047,048,101,104,105,107,108,109,111,112,116,118,121
123,125,126,128,129,131,207,208,210

Excluded Entities: 007,102,103,110,114,115,117,119,120,130,209,691,692,693,999

Entity	Name	Cal	Operational Days	Grade Level	Total Days Membership	Total Ineligible Days Present	Total Eligible Days Present	Refined ADA	Percentage Of Attendance	
009	WICHITA COUNTY JJAEP	009	1	05	1.0	0.0	1.0	1.00	100.00	
			1	06	1.0	0.0	0.0	0.00	0.00	
			1	07	3.0	0.0	3.0	3.00	100.00	
			1	08	4.0	0.0	2.0	2.00	50.00	
			1	09	4.0	0.0	3.0	3.00	75.00	
			1	10	3.0	0.0	2.0	2.00	66.67	
			1	11	3.0	0.0	2.0	2.00	66.67	
			1	ALL	19.0	0.0	13.0	13.00	68.42	
011	LEGACY HIGH SCHOOL	011	1	09	478.0	0.0	316.0	316.00	66.11	
			1	10	439.0	0.0	270.0	270.00	61.50	
			1	11	391.0	0.0	250.0	250.00	63.94	
			1	12	405.0	0.0	257.0	257.00	63.46	
			1	ALL	1713.0	0.0	1093.0	1093.00	63.81	
			DC	1	11	40.0	0.0	36.0	36.00	90.00
			1	12	35.0	0.0	35.0	35.00	100.00	
			1	ALL	75.0	0.0	71.0	71.00	94.67	
012	MEMORIAL HIGH SCHOOL	012	1	09	416.0	0.0	322.0	322.00	77.40	
			1	10	426.0	0.0	317.0	317.00	74.41	
			1	11	354.0	0.0	260.0	260.00	73.45	
			1	12	328.0	0.0	220.0	220.00	67.07	
			1	ALL	1524.0	0.0	1119.0	1119.00	73.43	
			DC	1	11	30.0	0.0	29.0	29.00	96.67
			1	12	68.0	0.0	66.0	66.00	97.06	
			1	ALL	98.0	0.0	95.0	95.00	96.94	
046	BARWISE MIDDLE SCHOO	046	1	06	401.0	0.0	260.0	260.00	64.84	
			1	07	372.0	0.0	256.0	256.00	68.82	
			1	08	377.0	0.0	254.0	254.00	67.37	
			1	ALL	1150.0	0.0	770.0	770.00	66.96	
047	MCNIEL MIDDLE SCHOOL	047	1	06	324.0	0.0	258.0	258.00	79.63	
			1	07	351.0	0.0	270.0	270.00	76.92	
			1	08	315.0	0.0	246.0	246.00	78.10	
			1	ALL	990.0	0.0	774.0	774.00	78.18	
048	HIRSCHI MIDDLE SCHOO	048	1	06	157.0	0.0	90.0	90.00	57.32	
			1	07	154.0	0.0	94.0	94.00	61.04	
			1	08	154.0	0.0	83.0	83.00	53.90	
			1	ALL	465.0	0.0	267.0	267.00	57.42	
104	BROOK VILLAGE EARLY	104	1	PK	99.5	0.0	41.0	41.00	41.21	
			1	ALL	99.5	0.0	41.0	41.00	41.21	
105	BURGESS ELEMENTARY	105	1	01	56.0	0.0	42.0	42.00	75.00	
			1	02	47.0	0.0	32.0	32.00	68.09	
			1	03	58.0	0.0	38.0	38.00	65.52	
			1	04	49.0	0.0	30.0	30.00	61.22	
			1	05	50.0	0.0	29.0	29.00	58.00	

Entity	Name	Cal	Operational Days	Grade Level	Total Days Membership	Total Ineligible Days Present	Total Eligible Days Present	Refined ADA	Percentage Of Attendance
			1	KG	67.5	0.0	48.0	48.00	71.11
			1	ALL	327.5	0.0	219.0	219.00	66.87
		PK	1	PK	9.5	0.0	6.5	6.50	68.42
			1	ALL	9.5	0.0	6.5	6.50	68.42
107	CROCKETT ELEMENTARY	107	1	01	79.0	0.0	48.0	48.00	60.76
			1	02	73.0	0.0	49.0	49.00	67.12
			1	03	80.0	0.0	52.0	52.00	65.00
			1	04	88.0	0.0	55.0	55.00	62.50
			1	05	82.0	0.0	56.0	56.00	68.29
			1	KG	74.0	0.0	44.0	44.00	59.46
			1	ALL	476.0	0.0	304.0	304.00	63.87
108	CUNNINGHAM SCHOOL	108	1	01	57.0	0.0	45.0	45.00	78.95
			1	02	64.0	0.0	43.0	43.00	67.19
			1	03	56.0	0.0	47.0	47.00	83.93
			1	04	62.0	0.0	46.0	46.00	74.19
			1	05	48.0	0.0	37.0	37.00	77.08
			1	EE	101.0	0.0	77.5	77.50	76.73
			1	KG	56.0	0.0	45.0	45.00	80.36
			1	PK	1.5	0.0	1.5	1.50	100.00
			1	ALL	445.5	0.0	342.0	342.00	76.77
		PK	1	EE	2.0	0.0	0.5	0.50	25.00
			1	PK	11.0	0.0	9.5	9.50	86.36
			1	ALL	13.0	0.0	10.0	10.00	76.92
109	FAIN ELEMENTARY	109	1	01	75.0	0.0	44.0	44.00	58.67
			1	02	70.0	0.0	41.0	41.00	58.57
			1	03	58.0	0.0	42.0	42.00	72.41
			1	04	63.0	0.0	43.0	43.00	68.25
			1	05	61.0	0.0	40.0	40.00	65.57
			1	KG	73.0	0.0	47.0	47.00	64.38
			1	PK	3.5	0.0	2.0	2.00	57.14
			1	ALL	403.5	0.0	259.0	259.00	64.19
		PK	1	PK	9.0	0.0	5.0	5.00	55.56
			1	ALL	9.0	0.0	5.0	5.00	55.56
111	FOWLER ELEMENTARY	111	1	01	58.0	0.0	47.0	47.00	81.03
			1	02	81.0	0.0	64.0	64.00	79.01
			1	03	73.0	0.0	56.0	56.00	76.71
			1	04	89.0	0.0	72.0	72.00	80.90
			1	05	76.0	0.0	63.0	63.00	82.89
			1	KG	77.0	0.0	67.0	67.00	87.01
			1	PK	2.5	0.0	1.5	1.50	60.00
			1	ALL	456.5	0.0	370.5	370.50	81.16
		PK	1	PK	14.5	2.5	10.5	10.50	89.66
			1	ALL	14.5	2.5	10.5	10.50	89.66

Entity	Name	Cal	Operational Days	Grade Level	Total Days Membership	Total Ineligible Days Present	Total Eligible Days Present	Refined ADA	Percentage Of Attendance		
112	FRANKLIN ELEMENTARY	112	1	01	66.0	0.0	49.0	49.00	74.24		
			1	02	74.0	0.0	53.0	53.00	71.62		
			1	03	69.0	0.0	46.0	46.00	66.67		
			1	04	83.0	0.0	57.0	57.00	68.67		
			1	05	73.0	0.0	46.0	46.00	63.01		
			1	EE	0.0	0.0	0.0	0.00	0.00		
			1	KG	75.0	0.0	46.0	46.00	61.33		
			1	ALL	440.0	0.0	297.0	297.00	67.50		
118	JEFFERSON ELEMENTARY	118	1	01	40.0	0.0	29.0	29.00	72.50		
			1	02	53.0	0.0	42.0	42.00	79.25		
			1	03	71.0	0.0	53.0	53.00	74.65		
			1	04	60.0	0.0	44.0	44.00	73.33		
			1	05	49.0	0.0	37.0	37.00	75.51		
			1	KG	62.0	0.0	45.0	45.00	72.58		
			1	PK	2.5	0.0	2.0	2.00	80.00		
			1	ALL	337.5	0.0	252.0	252.00	74.67		
				PK	1	PK	8.0	0.5	5.5	5.50	75.00
					1	ALL	8.0	0.5	5.5	5.50	75.00
121	MILAM ELEMENTARY	121	1	01	71.0	0.0	51.0	51.00	71.83		
			1	02	68.0	0.0	48.0	48.00	70.59		
			1	03	50.0	0.0	41.0	41.00	82.00		
			1	04	48.0	0.0	36.0	36.00	75.00		
			1	05	64.0	0.0	48.0	48.00	75.00		
			1	EE	0.0	0.0	0.0	0.00	0.00		
			1	KG	66.0	0.0	53.0	53.00	80.30		
			1	PK	4.5	0.0	2.5	2.50	55.56		
			1	ALL	371.5	0.0	279.5	279.50	75.24		
				PK	1	PK	14.5	2.5	7.5	7.50	68.97
		1	ALL	14.5	2.5	7.5	7.50	68.97			
123	SHEPPARD AFB ELEMENT	123	1	01	47.0	0.0	45.0	45.00	95.74		
			1	02	49.0	0.0	46.0	46.00	93.88		
			1	03	43.0	0.0	40.0	40.00	93.02		
			1	04	42.0	0.0	41.0	41.00	97.62		
			1	05	33.0	0.0	29.0	29.00	87.88		
			1	06	23.0	0.0	21.0	21.00	91.30		
			1	KG	45.0	0.0	43.0	43.00	95.56		
			1	PK	3.5	0.0	3.5	3.50	100.00		
			1	ALL	285.5	0.0	268.5	268.50	94.05		
				PK	1	PK	14.0	0.5	12.0	12.00	89.29
		1	ALL	14.0	0.5	12.0	12.00	89.29			
125	BOOKER T WASHINGTON	125	1	01	61.0	0.0	31.0	31.00	50.82		
			1	02	55.0	0.0	28.0	28.00	50.91		
			1	03	50.0	0.0	22.0	22.00	44.00		
			1	04	51.0	0.0	26.0	26.00	50.98		
			1	05	68.0	0.0	32.0	32.00	47.06		

Entity	Name	Cal	Operational Days	Grade Level	Total Days Membership	Total Ineligible Days Present	Total Eligible Days Present	Refined ADA	Percentage Of Attendance
			1	KG	58.0	0.0	31.0	31.00	53.45
			1	PK	0.5	0.0	0.5	0.50	100.00
			1	ALL	343.5	0.0	170.5	170.50	49.64
		PK	1	PK	11.5	0.0	6.0	6.00	52.17
			1	ALL	11.5	0.0	6.0	6.00	52.17
126	WEST FOUNDATION ELEM	126	1	01	54.0	0.0	47.0	47.00	87.04
			1	02	67.0	0.0	52.0	52.00	77.61
			1	03	69.0	0.0	58.0	58.00	84.06
			1	04	69.0	0.0	58.0	58.00	84.06
			1	05	71.0	0.0	55.0	55.00	77.46
			1	EE	0.0	0.0	0.0	0.00	0.00
			1	KG	59.0	0.0	46.0	46.00	77.97
			1	ALL	389.0	0.0	316.0	316.00	81.23
128	SCOTLAND PARK ELEMEN	128	1	01	86.0	0.0	50.0	50.00	58.14
			1	02	82.0	0.0	47.0	47.00	57.32
			1	03	82.0	0.0	46.0	46.00	56.10
			1	04	88.0	0.0	60.0	60.00	68.18
			1	05	70.0	0.0	42.0	42.00	60.00
			1	KG	74.0	0.0	44.0	44.00	59.46
			1	PK	4.5	0.0	2.0	2.00	44.44
			1	ALL	486.5	0.0	291.0	291.00	59.82
		PK	1	PK	24.5	0.0	16.5	16.50	67.35
			1	ALL	24.5	0.0	16.5	16.50	67.35
129	SOUTHERN HILLS ELEME	129	1	01	77.0	0.0	53.0	53.00	68.83
			1	02	82.0	0.0	55.0	55.00	67.07
			1	03	75.0	0.0	47.0	47.00	62.67
			1	04	83.0	0.0	58.0	58.00	69.88
			1	05	94.0	0.0	63.0	63.00	67.02
			1	KG	82.0	0.0	52.0	52.00	63.41
			1	PK	1.5	0.0	0.5	0.50	33.33
			1	ALL	494.5	0.0	328.5	328.50	66.43
		PK	1	PK	18.0	0.5	11.0	11.00	63.89
			1	ALL	18.0	0.5	11.0	11.00	63.89
131	ZUNDELOWITZ ELEMENTA	131	1	01	84.0	0.0	53.0	53.00	63.10
			1	02	87.0	0.0	42.0	42.00	48.28
			1	03	85.0	0.0	49.0	49.00	57.65
			1	04	97.0	0.0	45.0	45.00	46.39
			1	05	89.0	0.0	53.0	53.00	59.55
			1	KG	73.0	0.0	40.0	40.00	54.79
			1	ALL	515.0	0.0	282.0	282.00	54.76
210	HAYNES HEAD START	210	1	PK	144.0	0.0	70.0	70.00	48.61
			1	ALL	144.0	0.0	70.0	70.00	48.61
REPORT TOTALS:					12186.0	6.5	8383.0	8383.00	68.85

SUPERINTENDENT'S REPORT OF STUDENT ATTENDANCE

LEA-level Data | All Methods (Combined)

Campuses: All Campuses

2023 - 2024 Summer Collection, Accepted Submission

LEA: 243905 - WICHITA FALLS ISD

Instruction Method: All Methods (Combined)

Six-week Reporting Period: 1

	EE	PK	KG	01	02	03	04	05
A. Six-week Summary								
B. Days Membership	1,594.0	10,386.0	23,932.0	25,412.0	24,141.0	26,068.0	24,649.0	24,514.0
C. Total Days Absent	90.0	621.0	1,150.5	1,056.0	1,010.0	1,044.0	1,013.0	1,023.0
D. Total Days Present	1,504.0	9,765.0	22,781.5	24,356.0	23,131.0	25,024.0	23,636.0	23,491.0
E. Total Ineligible Days	0.0	193.0	25.0	0.0	0.0	0.0	0.0	0.0
F. Total Eligible Days	1,504.0	9,572.0	22,756.5	24,356.0	23,131.0	25,024.0	23,636.0	23,491.0
G.1 BE - Elig Days Bilingual/ESL	3.0	593.5	2,236.0	2,839.0	2,411.0	2,977.0	2,718.0	3,460.0
G.2 D1 - Elig Days Bil Dual Lang	0.0	0.0	0.0	0.0	0.0	0.0	0.0	0.0
G.3 D2 (EB) - Elig Days Bil Dual Lang	0.0	0.0	0.0	0.0	0.0	0.0	0.0	0.0
G.4 D2 (Non-EB) - Elig Days Bil Dual Lang	0.0	0.0	0.0	0.0	0.0	0.0	0.0	0.0
H.1 Early Ed Eco Dis Elig Days	X	X	16,649.5	17,054.0	16,178.0	17,444.0	X	X
H.2 Early Ed Lang Elig Days	X	X	2,301.0	2,891.0	2,460.0	3,040.0	X	X
I. Eligible Days In Res Fac	0.0	0.0	0.0	0.0	0.0	0.0	0.0	22.0
J. Elig Days Preg Rel Serv	0.0	0.0	0.0	0.0	0.0	0.0	0.0	0.0
K. Elig Days SpecEd main	133.0	79.0	437.0	487.0	931.0	1,828.0	2,033.0	1,890.0
L.1 BE - Bil/ESL Refined ADA	0.115	22.827	86.000	109.192	92.731	114.500	104.538	133.077
L.2 D1 - Bil Dual Lang Refined ADA	0.000	0.000	0.000	0.000	0.000	0.000	0.000	0.000
L.3 D2 (EB) - Bil Dual Lang Refined ADA	0.000	0.000	0.000	0.000	0.000	0.000	0.000	0.000
L.4 D2 (Non-EB) - Bil Dual Lang Refined ADA	0.000	0.000	0.000	0.000	0.000	0.000	0.000	0.000
M. Res Fac Refined ADA	0.000	0.000	0.000	0.000	0.000	0.000	0.000	0.846
N. SpecEd Main Refined ADA	5.115	3.038	16.808	18.731	35.808	70.308	78.192	72.692
O.1 Early Ed Eco Dis Refined ADA	X	X	640.365	655.923	622.231	670.923	X	X
O.2 Early Ed Lang Refined ADA	X	X	88.500	111.192	94.615	116.923	X	X
P. Preg Related Serv FTE	0.000	0.000	0.000	0.000	0.000	0.000	0.000	0.000
Q.1 Career & Technical Ed FTE - Tier 1	0.000	0.000	0.000	0.000	0.000	0.000	0.000	0.000
Q.2 Career & Technical Ed FTE - Tier 2	0.000	0.000	0.000	0.000	0.000	0.000	0.000	0.000
Q.3 Career & Technical Ed FTE - Tier 3	0.000	0.000	0.000	0.000	0.000	0.000	0.000	0.000
R. Special Education FTE	27.424	1.155	26.318	37.502	54.195	71.408	72.695	66.101
S. Regular Program Ref ADA	30.422	366.999	848.932	899.267	835.459	891.053	836.382	837.399
T. Total Refined ADA	57.846	368.154	875.250	936.769	889.654	962.462	909.077	903.500
U. Percent in Attendance	94.354%	94.021%	95.193%	95.844%	95.816%	95.995%	95.890%	95.827%

NOTE: Detail may not add to totals due to rounding.

NOTE 2: The following reports should be reviewed concurrently to verify attendance data: PDM3-130-001, PDM3-130-002 & PDM3-130-004.

NOTE 3: This report has been expanded to include attendance fields that were implemented for remote learning. In addition to a combined All Methods page, this report has separate pages for each remote learning instructional method for all rows, excluding Days Taught, Days Membership, Total Days Absent, Total Days Present, Total Ineligible Days, and Percent in Attendance. This report displays the data for SUMR 2023 - 2024 that was accepted by the ESC on 07/16/24 08:24 PM.

SUPERINTENDENT'S REPORT OF STUDENT ATTENDANCE

LEA-level Data | All Methods (Combined)

Campuses: All Campuses

2023 - 2024 Summer Collection, Accepted Submission

LEA: 243905 - WICHITA FALLS ISD

Instruction Method: All Methods (Combined)

Six-week Reporting Period: 1

	06	07	08	09	10	11	12	Total
A. Six-week Summary								
B. Days Membership	23,743.0	22,237.0	22,278.0	24,804.0	23,023.0	22,863.0	23,174.0	322,818.0
C. Total Days Absent	1,181.0	1,147.0	1,249.0	1,614.0	1,578.0	1,476.0	1,558.0	16,810.5
D. Total Days Present	22,562.0	21,090.0	21,029.0	23,190.0	21,445.0	21,387.0	21,616.0	306,007.5
E. Total Ineligible Days	0.0	26.0	101.0	117.0	205.0	168.0	0.0	835.0
F. Total Eligible Days	22,562.0	21,064.0	20,928.0	23,073.0	21,240.0	21,219.0	21,616.0	305,172.5
G.1 BE - Elig Days Bilingual/ESL	3,157.0	3,011.0	2,053.0	2,571.0	2,332.0	1,739.0	1,849.0	33,949.5
G.2 D1 - Elig Days Bil Dual Lang	0.0	0.0	0.0	0.0	0.0	0.0	0.0	0.0
G.3 D2 (EB) - Elig Days Bil Dual Lang	0.0	0.0	0.0	0.0	0.0	0.0	0.0	0.0
G.4 D2 (Non-EB) - Elig Days Bil Dual Lang	0.0	0.0	0.0	0.0	0.0	0.0	0.0	0.0
H.1 Early Ed Eco Dis Elig Days	X	X	X	X	X	X	X	67,325.5
H.2 Early Ed Lang Elig Days	X	X	X	X	X	X	X	10,692.0
I. Eligible Days In Res Fac	1.0	7.0	38.0	17.0	27.0	46.0	65.0	223.0
J. Elig Days Preg Rel Serv	0.0	0.0	0.0	0.0	0.0	0.0	0.0	0.0
K. Elig Days SpecEd main	2,703.0	2,833.0	2,563.0	2,168.0	1,671.0	1,882.0	1,403.0	23,041.0
L.1 BE - Bil/ESL Refined ADA	121.423	115.808	78.962	98.885	89.692	66.885	71.115	1,305.750
L.2 D1 - Bil Dual Lang Refined ADA	0.000	0.000	0.000	0.000	0.000	0.000	0.000	0.000
L.3 D2 (EB) - Bil Dual Lang Refined ADA	0.000	0.000	0.000	0.000	0.000	0.000	0.000	0.000
L.4 D2 (Non-EB) - Bil Dual Lang Refined ADA	0.000	0.000	0.000	0.000	0.000	0.000	0.000	0.000
M. Res Fac Refined ADA	0.038	0.269	1.462	0.654	1.038	1.769	2.500	8.577
N. SpecEd Main Refined ADA	103.962	108.962	98.577	83.385	64.269	72.385	53.962	886.192
O.1 Early Ed Eco Dis Refined ADA	X	X	X	X	X	X	X	2,589.442
O.2 Early Ed Lang Refined ADA	X	X	X	X	X	X	X	411.231
P. Preg Related Serv FTE	0.000	0.000	0.000	0.000	0.000	0.000	0.000	0.000
Q.1 Career & Technical Ed FTE - Tier 1	0.000	0.000	0.000	0.622	1.679	14.436	15.859	32.596
Q.2 Career & Technical Ed FTE - Tier 2	0.000	0.000	0.000	130.923	118.968	74.006	22.449	346.346
Q.3 Career & Technical Ed FTE - Tier 3	0.000	0.000	0.000	0.231	7.423	126.897	190.583	325.135
R. Special Education FTE	48.745	27.420	23.627	22.932	21.971	14.586	34.681	550.761
S. Regular Program Ref ADA	819.024	782.733	781.296	732.716	666.881	586.189	567.813	10,482.566
T. Total Refined ADA	867.769	810.154	804.923	887.423	816.923	816.115	831.385	11,737.404
U. Percent in Attendance	95.026%	94.842%	94.394%	93.493%	93.146%	93.544%	93.277%	94.793%

NOTE: Detail may not add to totals due to rounding.

NOTE 2: The following reports should be reviewed concurrently to verify attendance data: PDM3-130-001, PDM3-130-002 & PDM3-130-004.

NOTE 3: This report has been expanded to include attendance fields that were implemented for remote learning. In addition to a combined All Methods page, this report has separate pages for each remote learning instructional method for all rows, excluding Days Taught, Days Membership, Total Days Absent, Total Days Present, Total Ineligible Days, and Percent in Attendance. This report displays the data for SUMR 2023 - 2024 that was accepted by the ESC on 07/16/24 08:24 PM.

SUPERINTENDENT'S REPORT OF STUDENT ATTENDANCE

LEA-level Data | All Methods (Combined)

Campuses: All Campuses

2023 - 2024 Summer Collection, Accepted Submission

LEA: 243905 - WICHITA FALLS ISD

Instruction Method: All Methods (Combined)

Six-week Reporting Period: 2

	EE	PK	KG	01	02	03	04	05
A. Six-week Summary								
B. Days Membership	1,854.0	11,481.5	26,110.0	27,632.0	26,182.0	27,926.0	26,653.0	26,376.0
C. Total Days Absent	158.5	837.5	1,659.5	1,436.0	1,328.0	1,420.0	1,265.0	1,310.0
D. Total Days Present	1,695.5	10,644.0	24,450.5	26,196.0	24,854.0	26,506.0	25,388.0	25,066.0
E. Total Ineligible Days	0.0	220.0	20.0	0.0	0.0	0.0	0.0	0.0
F. Total Eligible Days	1,695.5	10,424.0	24,430.5	26,196.0	24,854.0	26,506.0	25,388.0	25,066.0
G.1 BE - Elig Days Bilingual/ESL	27.0	1,568.5	2,642.0	3,162.0	2,756.0	3,256.0	2,929.0	3,786.0
G.2 D1 - Elig Days Bil Dual Lang	0.0	0.0	0.0	0.0	0.0	0.0	0.0	0.0
G.3 D2 (EB) - Elig Days Bil Dual Lang	0.0	0.0	0.0	0.0	0.0	0.0	0.0	0.0
G.4 D2 (Non-EB) - Elig Days Bil Dual Lang	0.0	0.0	0.0	0.0	0.0	0.0	0.0	0.0
H.1 Early Ed Eco Dis Elig Days	X	X	18,090.5	18,342.0	17,420.0	18,534.0	X	X
H.2 Early Ed Lang Elig Days	X	X	2,677.0	3,176.0	2,803.0	3,269.0	X	X
I. Eligible Days In Res Fac	0.0	0.0	0.0	0.0	0.0	0.0	17.0	0.0
J. Elig Days Preg Rel Serv	0.0	0.0	0.0	0.0	0.0	0.0	0.0	0.0
K. Elig Days SpecEd main	161.0	105.0	504.0	517.0	791.0	1,294.0	1,587.0	1,694.0
L.1 BE - Bil/ESL Refined ADA	0.964	56.018	94.357	112.929	98.429	116.286	104.607	135.214
L.2 D1 - Bil Dual Lang Refined ADA	0.000	0.000	0.000	0.000	0.000	0.000	0.000	0.000
L.3 D2 (EB) - Bil Dual Lang Refined ADA	0.000	0.000	0.000	0.000	0.000	0.000	0.000	0.000
L.4 D2 (Non-EB) - Bil Dual Lang Refined ADA	0.000	0.000	0.000	0.000	0.000	0.000	0.000	0.000
M. Res Fac Refined ADA	0.000	0.000	0.000	0.000	0.000	0.000	0.607	0.000
N. SpecEd Main Refined ADA	5.750	3.750	18.000	18.464	28.250	46.214	56.679	60.500
O.1 Early Ed Eco Dis Refined ADA	X	X	646.089	655.071	622.143	661.929	X	X
O.2 Early Ed Lang Refined ADA	X	X	95.607	113.429	100.107	116.750	X	X
P. Preg Related Serv FTE	0.000	0.000	0.000	0.000	0.000	0.000	0.000	0.000
Q.1 Career & Technical Ed FTE - Tier 1	0.000	0.000	0.000	0.000	0.000	0.000	0.000	0.000
Q.2 Career & Technical Ed FTE - Tier 2	0.000	0.000	0.000	0.000	0.000	0.000	0.000	0.000
Q.3 Career & Technical Ed FTE - Tier 3	0.000	0.000	0.000	0.000	0.000	0.000	0.000	0.000
R. Special Education FTE	28.508	1.082	26.980	38.950	59.258	82.179	83.543	72.556
S. Regular Program Ref ADA	32.045	371.203	845.538	896.621	828.385	864.464	823.171	822.658
T. Total Refined ADA	60.554	372.286	872.518	935.571	887.643	946.643	906.714	895.214
U. Percent in Attendance	91.451%	92.706%	93.644%	94.803%	94.928%	94.915%	95.254%	95.033%

NOTE: Detail may not add to totals due to rounding.

NOTE 2: The following reports should be reviewed concurrently to verify attendance data: PDM3-130-001, PDM3-130-002 & PDM3-130-004.

NOTE 3: This report has been expanded to include attendance fields that were implemented for remote learning. In addition to a combined All Methods page, this report has separate pages for each remote learning instructional method for all rows, excluding Days Taught, Days Membership, Total Days Absent, Total Days Present, Total Ineligible Days, and Percent in Attendance.

This report displays the data for SUMR 2023 - 2024 that was accepted by the ESC on 07/16/24 08:24 PM.

SUPERINTENDENT'S REPORT OF STUDENT ATTENDANCE

LEA-level Data | All Methods (Combined)

Campuses: All Campuses

2023 - 2024 Summer Collection, Accepted Submission

LEA: 243905 - WICHITA FALLS ISD

Instruction Method: All Methods (Combined)

Six-week Reporting Period: 2

	06	07	08	09	10	11	12	Total
A. Six-week Summary								
B. Days Membership	25,564.0	24,052.0	23,915.0	26,915.0	24,457.0	24,535.0	25,000.0	348,652.5
C. Total Days Absent	1,555.0	1,411.0	1,390.0	1,964.0	1,795.0	1,767.0	2,053.5	21,350.0
D. Total Days Present	24,009.0	22,641.0	22,525.0	24,951.0	22,662.0	22,768.0	22,946.5	327,302.5
E. Total Ineligible Days	0.0	1.0	72.0	82.0	179.0	59.0	0.0	633.0
F. Total Eligible Days	24,009.0	22,640.0	22,453.0	24,869.0	22,483.0	22,709.0	22,946.5	326,669.5
G.1 BE - Elig Days Bilingual/ESL	3,337.0	3,281.0	2,208.0	2,911.0	2,470.0	1,924.0	1,927.0	38,184.5
G.2 D1 - Elig Days Bil Dual Lang	0.0	0.0	0.0	0.0	0.0	0.0	0.0	0.0
G.3 D2 (EB) - Elig Days Bil Dual Lang	0.0	0.0	0.0	0.0	0.0	0.0	0.0	0.0
G.4 D2 (Non-EB) - Elig Days Bil Dual Lang	0.0	0.0	0.0	0.0	0.0	0.0	0.0	0.0
H.1 Early Ed Eco Dis Elig Days	X	X	X	X	X	X	X	72,386.5
H.2 Early Ed Lang Elig Days	X	X	X	X	X	X	X	11,925.0
I. Eligible Days In Res Fac	0.0	15.0	25.0	28.0	36.0	50.0	67.0	238.0
J. Elig Days Preg Rel Serv	0.0	0.0	0.0	0.0	0.0	0.0	0.0	0.0
K. Elig Days SpecEd main	2,704.0	2,617.0	2,515.0	2,306.0	1,798.0	1,994.0	1,426.0	22,013.0
L.1 BE - Bil/ESL Refined ADA	119.179	117.179	78.857	103.964	88.214	68.714	68.821	1,363.732
L.2 D1 - Bil Dual Lang Refined ADA	0.000	0.000	0.000	0.000	0.000	0.000	0.000	0.000
L.3 D2 (EB) - Bil Dual Lang Refined ADA	0.000	0.000	0.000	0.000	0.000	0.000	0.000	0.000
L.4 D2 (Non-EB) - Bil Dual Lang Refined ADA	0.000	0.000	0.000	0.000	0.000	0.000	0.000	0.000
M. Res Fac Refined ADA	0.000	0.536	0.893	1.000	1.286	1.786	2.393	8.500
N. SpecEd Main Refined ADA	96.571	93.464	89.821	82.357	64.214	71.214	50.929	786.179
O.1 Early Ed Eco Dis Refined ADA	X	X	X	X	X	X	X	2,585.232
O.2 Early Ed Lang Refined ADA	X	X	X	X	X	X	X	425.893
P. Preg Related Serv FTE	0.000	0.000	0.000	0.000	0.000	0.000	0.000	0.000
Q.1 Career & Technical Ed FTE - Tier 1	0.000	0.000	0.000	0.768	1.899	14.304	15.500	32.470
Q.2 Career & Technical Ed FTE - Tier 2	0.000	0.000	0.000	130.976	117.696	72.292	21.482	342.446
Q.3 Career & Technical Ed FTE - Tier 3	0.000	0.000	0.000	0.339	7.262	125.774	182.982	316.357
R. Special Education FTE	52.229	34.872	28.644	24.550	22.918	14.260	35.558	606.089
S. Regular Program Ref ADA	805.236	773.699	773.249	731.545	653.189	584.407	563.995	10,369.405
T. Total Refined ADA	857.464	808.571	801.893	888.179	802.964	811.036	819.518	11,666.768
U. Percent in Attendance	93.917%	94.134%	94.188%	92.703%	92.661%	92.798%	91.786%	93.876%

NOTE: Detail may not add to totals due to rounding.

NOTE 2: The following reports should be reviewed concurrently to verify attendance data: PDM3-130-001, PDM3-130-002 & PDM3-130-004.

NOTE 3: This report has been expanded to include attendance fields that were implemented for remote learning. In addition to a combined All Methods page, this report has separate pages for each remote learning instructional method for all rows, excluding Days Taught, Days Membership, Total Days Absent, Total Days Present, Total Ineligible Days, and Percent in Attendance. This report displays the data for SUMR 2023 - 2024 that was accepted by the ESC on 07/16/24 08:24 PM.

SUPERINTENDENT'S REPORT OF STUDENT ATTENDANCE

LEA-level Data | All Methods (Combined)

Campuses: All Campuses

2023 - 2024 Summer Collection, Accepted Submission

LEA: 243905 - WICHITA FALLS ISD

Instruction Method: All Methods (Combined)

Six-week Reporting Period: 3

	EE	PK	KG	01	02	03	04	05
A. Six-week Summary								
B. Days Membership	1,821.0	10,305.5	23,301.5	24,635.0	23,476.0	24,751.0	23,877.0	23,507.0
C. Total Days Absent	180.0	850.0	1,577.0	1,610.0	1,438.0	1,369.0	1,290.0	1,401.0
D. Total Days Present	1,641.0	9,455.5	21,724.5	23,025.0	22,038.0	23,382.0	22,587.0	22,106.0
E. Total Ineligible Days	0.0	193.5	0.0	0.0	0.0	0.0	0.0	0.0
F. Total Eligible Days	1,641.0	9,262.0	21,724.5	23,025.0	22,038.0	23,382.0	22,587.0	22,106.0
G.1 BE - Elig Days Bilingual/ESL	21.0	1,503.5	2,373.0	2,755.0	2,473.0	2,890.0	2,589.0	3,301.0
G.2 D1 - Elig Days Bil Dual Lang	0.0	0.0	0.0	0.0	0.0	0.0	0.0	0.0
G.3 D2 (EB) - Elig Days Bil Dual Lang	0.0	0.0	0.0	0.0	0.0	0.0	0.0	0.0
G.4 D2 (Non-EB) - Elig Days Bil Dual Lang	0.0	0.0	0.0	0.0	0.0	0.0	0.0	0.0
H.1 Early Ed Eco Dis Elig Days	X	X	16,111.5	16,100.0	15,366.0	16,416.0	X	X
H.2 Early Ed Lang Elig Days	X	X	2,391.0	2,780.0	2,521.0	2,900.0	X	X
I. Eligible Days In Res Fac	0.0	0.0	0.0	0.0	0.0	0.0	22.0	21.0
J. Elig Days Preg Rel Serv	0.0	0.0	0.0	0.0	0.0	0.0	0.0	0.0
K. Elig Days SpecEd main	168.0	130.0	446.0	530.0	673.0	1,100.0	1,397.0	1,493.0
L.1 BE - Bil/ESL Refined ADA	0.840	60.140	94.920	110.200	98.920	115.600	103.560	132.040
L.2 D1 - Bil Dual Lang Refined ADA	0.000	0.000	0.000	0.000	0.000	0.000	0.000	0.000
L.3 D2 (EB) - Bil Dual Lang Refined ADA	0.000	0.000	0.000	0.000	0.000	0.000	0.000	0.000
L.4 D2 (Non-EB) - Bil Dual Lang Refined ADA	0.000	0.000	0.000	0.000	0.000	0.000	0.000	0.000
M. Res Fac Refined ADA	0.000	0.000	0.000	0.000	0.000	0.000	0.880	0.840
N. SpecEd Main Refined ADA	6.720	5.200	17.840	21.200	26.920	44.000	55.880	59.720
O.1 Early Ed Eco Dis Refined ADA	X	X	644.460	644.000	614.640	656.640	X	X
O.2 Early Ed Lang Refined ADA	X	X	95.640	111.200	100.840	116.000	X	X
P. Preg Related Serv FTE	0.000	0.000	0.000	0.000	0.000	0.000	0.000	0.000
Q.1 Career & Technical Ed FTE - Tier 1	0.000	0.000	0.000	0.000	0.000	0.000	0.000	0.000
Q.2 Career & Technical Ed FTE - Tier 2	0.000	0.000	0.000	0.000	0.000	0.000	0.000	0.000
Q.3 Career & Technical Ed FTE - Tier 3	0.000	0.000	0.000	0.000	0.000	0.000	0.000	0.000
R. Special Education FTE	30.195	1.181	27.069	39.508	61.098	83.778	84.087	73.965
S. Regular Program Ref ADA	35.445	369.299	841.911	881.492	820.422	851.502	819.393	810.275
T. Total Refined ADA	65.640	370.480	868.980	921.000	881.520	935.280	903.480	884.240
U. Percent in Attendance	90.115%	91.752%	93.232%	93.465%	93.875%	94.469%	94.597%	94.040%

NOTE: Detail may not add to totals due to rounding.

NOTE 2: The following reports should be reviewed concurrently to verify attendance data: PDM3-130-001, PDM3-130-002 & PDM3-130-004.

NOTE 3: This report has been expanded to include attendance fields that were implemented for remote learning. In addition to a combined All Methods page, this report has separate pages for each remote learning instructional method for all rows, excluding Days Taught, Days Membership, Total Days Absent, Total Days Present, Total Ineligible Days, and Percent in Attendance. This report displays the data for SUMR 2023 - 2024 that was accepted by the ESC on 07/16/24 08:24 PM.

SUPERINTENDENT'S REPORT OF STUDENT ATTENDANCE

LEA-level Data | All Methods (Combined)

Campuses: All Campuses

2023 - 2024 Summer Collection, Accepted Submission

LEA: 243905 - WICHITA FALLS ISD

Instruction Method: All Methods (Combined)

Six-week Reporting Period: 3

	06	07	08	09	10	11	12	Total
A. Six-week Summary								
B. Days Membership	22,720.0	21,272.0	21,334.0	23,764.0	21,686.0	21,767.0	21,997.5	310,214.5
C. Total Days Absent	1,697.0	1,639.0	1,687.0	1,809.0	1,675.0	1,618.0	1,696.5	21,536.5
D. Total Days Present	21,023.0	19,633.0	19,647.0	21,955.0	20,011.0	20,149.0	20,301.0	288,678.0
E. Total Ineligible Days	0.0	0.0	0.0	9.0	152.0	47.0	0.0	401.5
F. Total Eligible Days	21,023.0	19,633.0	19,647.0	21,946.0	19,859.0	20,102.0	20,301.0	288,276.5
G.1 BE - Elig Days Bilingual/ESL	2,953.0	2,869.0	1,928.0	2,593.0	2,185.0	1,742.0	1,675.0	33,850.5
G.2 D1 - Elig Days Bil Dual Lang	0.0	0.0	0.0	0.0	0.0	0.0	0.0	0.0
G.3 D2 (EB) - Elig Days Bil Dual Lang	0.0	0.0	0.0	0.0	0.0	0.0	0.0	0.0
G.4 D2 (Non-EB) - Elig Days Bil Dual Lang	0.0	0.0	0.0	0.0	0.0	0.0	0.0	0.0
H.1 Early Ed Eco Dis Elig Days	X	X	X	X	X	X	X	63,993.5
H.2 Early Ed Lang Elig Days	X	X	X	X	X	X	X	10,592.0
I. Eligible Days In Res Fac	0.0	22.0	22.0	23.0	10.0	56.0	61.5	237.5
J. Elig Days Preg Rel Serv	0.0	0.0	0.0	0.0	0.0	0.0	0.0	0.0
K. Elig Days SpecEd main	2,364.0	2,219.0	2,096.0	2,047.0	1,581.0	1,710.0	1,281.0	19,235.0
L.1 BE - Bil/ESL Refined ADA	118.120	114.760	77.120	103.720	87.400	69.680	67.000	1,354.020
L.2 D1 - Bil Dual Lang Refined ADA	0.000	0.000	0.000	0.000	0.000	0.000	0.000	0.000
L.3 D2 (EB) - Bil Dual Lang Refined ADA	0.000	0.000	0.000	0.000	0.000	0.000	0.000	0.000
L.4 D2 (Non-EB) - Bil Dual Lang Refined ADA	0.000	0.000	0.000	0.000	0.000	0.000	0.000	0.000
M. Res Fac Refined ADA	0.000	0.880	0.880	0.920	0.400	2.240	2.460	9.500
N. SpecEd Main Refined ADA	94.560	88.760	83.840	81.880	63.240	68.400	51.240	769.400
O.1 Early Ed Eco Dis Refined ADA	X	X	X	X	X	X	X	2,559.740
O.2 Early Ed Lang Refined ADA	X	X	X	X	X	X	X	423.680
P. Preg Related Serv FTE	0.000	0.000	0.000	0.000	0.000	0.000	0.000	0.000
Q.1 Career & Technical Ed FTE - Tier 1	0.000	0.000	0.000	0.767	1.867	14.433	15.540	32.607
Q.2 Career & Technical Ed FTE - Tier 2	0.000	0.000	0.000	130.220	115.760	70.727	21.073	337.780
Q.3 Career & Technical Ed FTE - Tier 3	0.000	0.000	0.000	0.447	7.407	124.173	182.113	314.140
R. Special Education FTE	51.142	35.249	29.438	23.559	23.569	15.443	36.422	615.702
S. Regular Program Ref ADA	789.778	750.071	756.442	722.848	645.758	579.303	556.891	10,230.831
T. Total Refined ADA	840.920	785.320	785.880	877.840	794.360	804.080	812.040	11,531.060
U. Percent in Attendance	92.531%	92.295%	92.092%	92.388%	92.276%	92.567%	92.288%	93.058%

NOTE: Detail may not add to totals due to rounding.

NOTE 2: The following reports should be reviewed concurrently to verify attendance data: PDM3-130-001, PDM3-130-002 & PDM3-130-004.

NOTE 3: This report has been expanded to include attendance fields that were implemented for remote learning. In addition to a combined All Methods page, this report has separate pages for each remote learning instructional method for all rows, excluding Days Taught, Days Membership, Total Days Absent, Total Days Present, Total Ineligible Days, and Percent in Attendance. This report displays the data for SUMR 2023 - 2024 that was accepted by the ESC on 07/16/24 08:24 PM.

SUPERINTENDENT'S REPORT OF STUDENT ATTENDANCE

LEA-level Data | All Methods (Combined)

Campuses: All Campuses

2023 - 2024 Summer Collection, Accepted Submission

LEA: 243905 - WICHITA FALLS ISD

Instruction Method: All Methods (Combined)

Six-week Reporting Period: 4

	EE	PK	KG	01	02	03	04	05
A. Six-week Summary								
B. Days Membership	2,474.5	13,207.0	29,518.0	31,313.0	29,920.0	31,516.0	30,387.0	30,153.0
C. Total Days Absent	381.5	1,446.5	2,665.5	2,591.0	2,334.0	2,478.0	2,317.0	2,229.0
D. Total Days Present	2,093.0	11,760.5	26,852.5	28,722.0	27,586.0	29,038.0	28,070.0	27,924.0
E. Total Ineligible Days	0.0	225.5	0.0	0.0	0.0	0.0	0.0	0.0
F. Total Eligible Days	2,093.0	11,535.0	26,852.5	28,722.0	27,586.0	29,038.0	28,070.0	27,924.0
G.1 BE - Elig Days Bilingual/ESL	44.0	1,893.5	3,018.0	3,461.0	3,047.0	3,695.0	3,291.0	4,313.0
G.2 D1 - Elig Days Bil Dual Lang	0.0	0.0	0.0	0.0	0.0	0.0	0.0	0.0
G.3 D2 (EB) - Elig Days Bil Dual Lang	0.0	0.0	0.0	0.0	0.0	0.0	0.0	0.0
G.4 D2 (Non-EB) - Elig Days Bil Dual Lang	0.0	0.0	0.0	0.0	0.0	0.0	0.0	0.0
H.1 Early Ed Eco Dis Elig Days	X	X	19,807.5	20,043.0	19,148.0	20,245.0	X	X
H.2 Early Ed Lang Elig Days	X	X	3,067.0	3,529.0	3,107.0	3,749.0	X	X
I. Eligible Days In Res Fac	0.0	0.0	0.0	0.0	0.0	0.0	0.0	62.0
J. Elig Days Preg Rel Serv	0.0	0.0	0.0	0.0	0.0	0.0	0.0	0.0
K. Elig Days SpecEd main	224.0	210.5	455.0	622.0	900.0	1,393.0	1,744.0	1,923.0
L.1 BE - Bil/ESL Refined ADA	1.375	59.172	94.313	108.156	95.219	115.469	102.844	134.781
L.2 D1 - Bil Dual Lang Refined ADA	0.000	0.000	0.000	0.000	0.000	0.000	0.000	0.000
L.3 D2 (EB) - Bil Dual Lang Refined ADA	0.000	0.000	0.000	0.000	0.000	0.000	0.000	0.000
L.4 D2 (Non-EB) - Bil Dual Lang Refined ADA	0.000	0.000	0.000	0.000	0.000	0.000	0.000	0.000
M. Res Fac Refined ADA	0.000	0.000	0.000	0.000	0.000	0.000	0.000	1.938
N. SpecEd Main Refined ADA	7.000	6.578	14.219	19.438	28.125	43.531	54.500	60.094
O.1 Early Ed Eco Dis Refined ADA	X	X	618.984	626.344	598.375	632.656	X	X
O.2 Early Ed Lang Refined ADA	X	X	95.844	110.281	97.094	117.156	X	X
P. Preg Related Serv FTE	0.000	0.000	0.000	0.000	0.000	0.000	0.000	0.000
Q.1 Career & Technical Ed FTE - Tier 1	0.000	0.000	0.000	0.000	0.000	0.000	0.000	0.000
Q.2 Career & Technical Ed FTE - Tier 2	0.000	0.000	0.000	0.000	0.000	0.000	0.000	0.000
Q.3 Career & Technical Ed FTE - Tier 3	0.000	0.000	0.000	0.000	0.000	0.000	0.000	0.000
R. Special Education FTE	29.776	1.872	28.416	43.676	64.373	84.267	83.049	73.820
S. Regular Program Ref ADA	35.630	358.597	810.724	853.886	797.689	823.171	794.138	798.805
T. Total Refined ADA	65.406	360.469	839.141	897.563	862.063	907.438	877.188	872.625
U. Percent in Attendance	84.583%	89.047%	90.970%	91.725%	92.199%	92.137%	92.375%	92.608%

NOTE: Detail may not add to totals due to rounding.

NOTE 2: The following reports should be reviewed concurrently to verify attendance data: PDM3-130-001, PDM3-130-002 & PDM3-130-004.

NOTE 3: This report has been expanded to include attendance fields that were implemented for remote learning. In addition to a combined All Methods page, this report has separate pages for each remote learning instructional method for all rows, excluding Days Taught, Days Membership, Total Days Absent, Total Days Present, Total Ineligible Days, and Percent in Attendance. This report displays the data for SUMR 2023 - 2024 that was accepted by the ESC on 07/16/24 08:24 PM.

SUPERINTENDENT'S REPORT OF STUDENT ATTENDANCE

LEA-level Data | All Methods (Combined)

Campuses: All Campuses

2023 - 2024 Summer Collection, Accepted Submission

LEA: 243905 - WICHITA FALLS ISD

Instruction Method: All Methods (Combined)

Six-week Reporting Period: 4

	06	07	08	09	10	11	12	Total
A. Six-week Summary								
B. Days Membership	29,176.0	27,077.0	27,095.0	29,993.0	27,620.0	27,646.0	27,341.0	394,436.5
C. Total Days Absent	2,549.0	2,407.0	2,341.0	3,282.0	2,868.0	2,699.0	2,669.5	35,258.0
D. Total Days Present	26,627.0	24,670.0	24,754.0	26,711.0	24,752.0	24,947.0	24,671.5	359,178.5
E. Total Ineligible Days	0.0	0.0	0.0	0.0	196.0	32.0	0.0	453.5
F. Total Eligible Days	26,627.0	24,670.0	24,754.0	26,711.0	24,556.0	24,915.0	24,671.5	358,725.0
G.1 BE - Elig Days Bilingual/ESL	3,942.0	3,705.0	2,522.0	3,339.0	2,776.0	2,150.0	2,032.0	43,228.5
G.2 D1 - Elig Days Bil Dual Lang	0.0	0.0	0.0	0.0	0.0	0.0	0.0	0.0
G.3 D2 (EB) - Elig Days Bil Dual Lang	0.0	0.0	0.0	0.0	0.0	0.0	0.0	0.0
G.4 D2 (Non-EB) - Elig Days Bil Dual Lang	0.0	0.0	0.0	0.0	0.0	0.0	0.0	0.0
H.1 Early Ed Eco Dis Elig Days	X	X	X	X	X	X	X	79,243.5
H.2 Early Ed Lang Elig Days	X	X	X	X	X	X	X	13,452.0
I. Eligible Days In Res Fac	2.0	29.0	36.0	43.0	7.0	52.0	74.0	305.0
J. Elig Days Preg Rel Serv	0.0	0.0	0.0	0.0	0.0	0.0	0.0	0.0
K. Elig Days SpecEd main	3,037.0	2,715.0	2,566.0	2,446.0	1,871.0	2,020.0	1,542.0	23,668.5
L.1 BE - Bil/ESL Refined ADA	123.188	115.781	78.813	104.344	86.750	67.188	63.500	1,350.891
L.2 D1 - Bil Dual Lang Refined ADA	0.000	0.000	0.000	0.000	0.000	0.000	0.000	0.000
L.3 D2 (EB) - Bil Dual Lang Refined ADA	0.000	0.000	0.000	0.000	0.000	0.000	0.000	0.000
L.4 D2 (Non-EB) - Bil Dual Lang Refined ADA	0.000	0.000	0.000	0.000	0.000	0.000	0.000	0.000
M. Res Fac Refined ADA	0.063	0.906	1.125	1.344	0.219	1.625	2.313	9.531
N. SpecEd Main Refined ADA	94.906	84.844	80.188	76.438	58.469	63.125	48.188	739.641
O.1 Early Ed Eco Dis Refined ADA	X	X	X	X	X	X	X	2,476.359
O.2 Early Ed Lang Refined ADA	X	X	X	X	X	X	X	420.375
P. Preg Related Serv FTE	0.000	0.000	0.000	0.000	0.000	0.000	0.000	0.000
Q.1 Career & Technical Ed FTE - Tier 1	0.000	0.000	0.000	0.672	1.531	15.036	15.193	32.432
Q.2 Career & Technical Ed FTE - Tier 2	0.000	0.000	0.000	122.156	111.052	68.630	20.068	321.906
Q.3 Career & Technical Ed FTE - Tier 3	0.000	0.000	0.000	0.490	7.073	120.370	170.505	298.438
R. Special Education FTE	48.654	37.268	29.679	22.499	21.086	14.627	34.306	617.370
S. Regular Program Ref ADA	783.439	733.670	743.883	688.902	626.633	559.930	530.913	9,940.010
T. Total Refined ADA	832.094	770.938	773.563	834.719	767.375	778.594	770.984	11,210.156
U. Percent in Attendance	91.263%	91.111%	91.360%	89.057%	89.616%	90.237%	90.236%	91.061%

NOTE: Detail may not add to totals due to rounding.

NOTE 2: The following reports should be reviewed concurrently to verify attendance data: PDM3-130-001, PDM3-130-002 & PDM3-130-004.

NOTE 3: This report has been expanded to include attendance fields that were implemented for remote learning. In addition to a combined All Methods page, this report has separate pages for each remote learning instructional method for all rows, excluding Days Taught, Days Membership, Total Days Absent, Total Days Present, Total Ineligible Days, and Percent in Attendance. This report displays the data for SUMR 2023 - 2024 that was accepted by the ESC on 07/16/24 08:24 PM.

SUPERINTENDENT'S REPORT OF STUDENT ATTENDANCE

LEA-level Data | All Methods (Combined)

Campuses: All Campuses

2023 - 2024 Summer Collection, Accepted Submission

LEA: 243905 - WICHITA FALLS ISD

Instruction Method: All Methods (Combined)

Six-week Reporting Period: 5

	EE	PK	KG	01	02	03	04	05
A. Six-week Summary								
B. Days Membership	2,102.5	10,805.5	23,806.0	25,443.0	24,240.0	25,451.0	24,797.0	24,477.0
C. Total Days Absent	214.0	754.5	1,455.0	1,416.0	1,293.0	1,401.0	1,214.0	1,329.0
D. Total Days Present	1,888.5	10,051.0	22,351.0	24,027.0	22,947.0	24,050.0	23,583.0	23,148.0
E. Total Ineligible Days	0.0	188.0	1.0	0.0	0.0	0.0	0.0	0.0
F. Total Eligible Days	1,888.5	9,863.0	22,350.0	24,027.0	22,947.0	24,050.0	23,583.0	23,148.0
G.1 BE - Elig Days Bilingual/ESL	68.0	1,691.5	2,619.0	2,998.0	2,643.0	3,178.0	2,802.0	3,657.0
G.2 D1 - Elig Days Bil Dual Lang	0.0	0.0	0.0	0.0	0.0	0.0	0.0	0.0
G.3 D2 (EB) - Elig Days Bil Dual Lang	0.0	0.0	0.0	0.0	0.0	0.0	0.0	0.0
G.4 D2 (Non-EB) - Elig Days Bil Dual Lang	0.0	0.0	0.0	0.0	0.0	0.0	0.0	0.0
H.1 Early Ed Eco Dis Elig Days	X	X	16,545.0	16,867.0	15,947.0	16,737.0	X	X
H.2 Early Ed Lang Elig Days	X	X	2,635.0	3,002.0	2,652.0	3,203.0	X	X
I. Eligible Days In Res Fac	0.0	0.0	0.0	0.0	0.0	0.0	1.0	26.0
J. Elig Days Preg Rel Serv	0.0	0.0	0.0	0.0	0.0	0.0	0.0	0.0
K. Elig Days SpecEd main	171.0	188.0	297.0	549.0	834.0	1,134.0	1,458.0	1,788.0
L.1 BE - Bil/ESL Refined ADA	2.615	65.058	100.731	115.308	101.654	122.231	107.769	140.654
L.2 D1 - Bil Dual Lang Refined ADA	0.000	0.000	0.000	0.000	0.000	0.000	0.000	0.000
L.3 D2 (EB) - Bil Dual Lang Refined ADA	0.000	0.000	0.000	0.000	0.000	0.000	0.000	0.000
L.4 D2 (Non-EB) - Bil Dual Lang Refined ADA	0.000	0.000	0.000	0.000	0.000	0.000	0.000	0.000
M. Res Fac Refined ADA	0.000	0.000	0.000	0.000	0.000	0.000	0.038	1.000
N. SpecEd Main Refined ADA	6.577	7.231	11.423	21.115	32.077	43.615	56.077	68.769
O.1 Early Ed Eco Dis Refined ADA	X	X	636.346	648.731	613.346	643.731	X	X
O.2 Early Ed Lang Refined ADA	X	X	101.346	115.462	102.000	123.192	X	X
P. Preg Related Serv FTE	0.000	0.000	0.000	0.000	0.000	0.000	0.000	0.000
Q.1 Career & Technical Ed FTE - Tier 1	0.000	0.000	0.000	0.000	0.000	0.000	0.000	0.000
Q.2 Career & Technical Ed FTE - Tier 2	0.000	0.000	0.000	0.000	0.000	0.000	0.000	0.000
Q.3 Career & Technical Ed FTE - Tier 3	0.000	0.000	0.000	0.000	0.000	0.000	0.000	0.000
R. Special Education FTE	33.121	2.703	31.862	51.678	71.226	90.128	90.178	72.288
S. Regular Program Ref ADA	39.514	376.643	827.753	872.437	811.351	834.872	816.861	818.020
T. Total Refined ADA	72.635	379.346	859.615	924.115	882.577	925.000	907.038	890.308
U. Percent in Attendance	89.822%	93.017%	93.888%	94.435%	94.666%	94.495%	95.104%	94.570%

NOTE: Detail may not add to totals due to rounding.

NOTE 2: The following reports should be reviewed concurrently to verify attendance data: PDM3-130-001, PDM3-130-002 & PDM3-130-004.

NOTE 3: This report has been expanded to include attendance fields that were implemented for remote learning. In addition to a combined All Methods page, this report has separate pages for each remote learning instructional method for all rows, excluding Days Taught, Days Membership, Total Days Absent, Total Days Present, Total Ineligible Days, and Percent in Attendance. This report displays the data for SUMR 2023 - 2024 that was accepted by the ESC on 07/16/24 08:24 PM.

SUPERINTENDENT'S REPORT OF STUDENT ATTENDANCE

LEA-level Data | All Methods (Combined)

Campuses: All Campuses

2023 - 2024 Summer Collection, Accepted Submission

LEA: 243905 - WICHITA FALLS ISD

Instruction Method: All Methods (Combined)

Six-week Reporting Period: 5

	06	07	08	09	10	11	12	Total
A. Six-week Summary								
B. Days Membership	23,624.0	21,952.0	21,842.0	23,784.0	22,173.0	22,230.0	21,680.0	318,407.0
C. Total Days Absent	1,455.0	1,424.0	1,359.0	1,974.0	1,993.0	1,909.0	1,803.0	20,993.5
D. Total Days Present	22,169.0	20,528.0	20,483.0	21,810.0	20,180.0	20,321.0	19,877.0	297,413.5
E. Total Ineligible Days	0.0	0.0	0.0	0.0	151.0	14.0	0.0	354.0
F. Total Eligible Days	22,169.0	20,528.0	20,483.0	21,810.0	20,029.0	20,307.0	19,877.0	297,059.5
G.1 BE - Elig Days Bilingual/ESL	3,390.0	3,159.0	2,132.0	2,804.0	2,252.0	1,692.0	1,656.0	36,741.5
G.2 D1 - Elig Days Bil Dual Lang	0.0	0.0	0.0	0.0	0.0	0.0	0.0	0.0
G.3 D2 (EB) - Elig Days Bil Dual Lang	0.0	0.0	0.0	0.0	0.0	0.0	0.0	0.0
G.4 D2 (Non-EB) - Elig Days Bil Dual Lang	0.0	0.0	0.0	0.0	0.0	0.0	0.0	0.0
H.1 Early Ed Eco Dis Elig Days	X	X	X	X	X	X	X	66,096.0
H.2 Early Ed Lang Elig Days	X	X	X	X	X	X	X	11,492.0
I. Eligible Days In Res Fac	24.0	24.0	35.0	28.0	12.0	37.0	63.0	250.0
J. Elig Days Preg Rel Serv	0.0	0.0	0.0	0.0	0.0	0.0	0.0	0.0
K. Elig Days SpecEd main	2,584.0	2,198.0	2,147.0	1,986.0	1,522.0	1,636.0	1,224.0	19,716.0
L.1 BE - Bil/ESL Refined ADA	130.385	121.500	82.000	107.846	86.615	65.077	63.692	1,413.135
L.2 D1 - Bil Dual Lang Refined ADA	0.000	0.000	0.000	0.000	0.000	0.000	0.000	0.000
L.3 D2 (EB) - Bil Dual Lang Refined ADA	0.000	0.000	0.000	0.000	0.000	0.000	0.000	0.000
L.4 D2 (Non-EB) - Bil Dual Lang Refined ADA	0.000	0.000	0.000	0.000	0.000	0.000	0.000	0.000
M. Res Fac Refined ADA	0.923	0.923	1.346	1.077	0.462	1.423	2.423	9.615
N. SpecEd Main Refined ADA	99.385	84.538	82.577	76.385	58.538	62.923	47.077	758.308
O.1 Early Ed Eco Dis Refined ADA	X	X	X	X	X	X	X	2,542.154
O.2 Early Ed Lang Refined ADA	X	X	X	X	X	X	X	442.000
P. Preg Related Serv FTE	0.000	0.000	0.000	0.000	0.000	0.000	0.000	0.000
Q.1 Career & Technical Ed FTE - Tier 1	0.000	0.000	0.000	0.769	1.628	15.583	15.436	33.417
Q.2 Career & Technical Ed FTE - Tier 2	0.000	0.000	0.000	122.045	112.205	69.724	19.756	323.731
Q.3 Career & Technical Ed FTE - Tier 3	0.000	0.000	0.000	0.455	7.038	121.500	167.859	296.853
R. Special Education FTE	47.920	38.845	29.443	24.103	21.840	15.023	34.898	655.256
S. Regular Program Ref ADA	804.733	750.694	758.365	691.474	627.635	559.208	526.551	10,116.109
T. Total Refined ADA	852.654	789.538	787.808	838.846	770.346	781.038	764.500	11,425.365
U. Percent in Attendance	93.841%	93.513%	93.778%	91.700%	91.012%	91.413%	91.684%	93.407%

NOTE: Detail may not add to totals due to rounding.

NOTE 2: The following reports should be reviewed concurrently to verify attendance data: PDM3-130-001, PDM3-130-002 & PDM3-130-004.

NOTE 3: This report has been expanded to include attendance fields that were implemented for remote learning. In addition to a combined All Methods page, this report has separate pages for each remote learning instructional method for all rows, excluding Days Taught, Days Membership, Total Days Absent, Total Days Present, Total Ineligible Days, and Percent in Attendance. This report displays the data for SUMR 2023 - 2024 that was accepted by the ESC on 07/16/24 08:24 PM.

SUPERINTENDENT'S REPORT OF STUDENT ATTENDANCE

LEA-level Data | All Methods (Combined)

Campuses: All Campuses

2023 - 2024 Summer Collection, Accepted Submission

LEA: 243905 - WICHITA FALLS ISD

Instruction Method: All Methods (Combined)

Six-week Reporting Period: 6

	EE	PK	KG	01	02	03	04	05
A. Six-week Summary								
B. Days Membership	2,635.5	13,358.0	29,352.0	31,157.0	29,992.0	31,061.0	30,391.0	30,085.0
C. Total Days Absent	282.0	1,052.5	1,912.5	1,870.0	1,775.0	1,827.0	1,608.0	1,788.0
D. Total Days Present	2,353.5	12,305.5	27,439.5	29,287.0	28,217.0	29,234.0	28,783.0	28,297.0
E. Total Ineligible Days	0.0	243.0	0.0	0.0	0.0	0.0	0.0	0.0
F. Total Eligible Days	2,353.5	12,062.5	27,439.5	29,287.0	28,217.0	29,234.0	28,783.0	28,297.0
G.1 BE - Elig Days Bilingual/ESL	88.0	2,185.5	3,218.0	3,629.0	3,189.0	3,912.0	3,401.0	4,472.0
G.2 D1 - Elig Days Bil Dual Lang	0.0	0.0	0.0	0.0	0.0	0.0	0.0	0.0
G.3 D2 (EB) - Elig Days Bil Dual Lang	0.0	0.0	0.0	0.0	0.0	0.0	0.0	0.0
G.4 D2 (Non-EB) - Elig Days Bil Dual Lang	0.0	0.0	0.0	0.0	0.0	0.0	0.0	0.0
H.1 Early Ed Eco Dis Elig Days	X	X	20,300.5	20,591.0	19,660.0	20,384.0	X	X
H.2 Early Ed Lang Elig Days	X	X	3,235.0	3,647.0	3,225.0	3,929.0	X	X
I. Eligible Days In Res Fac	0.0	0.0	0.0	0.0	0.0	0.0	0.0	0.0
J. Elig Days Preg Rel Serv	0.0	0.0	0.0	0.0	0.0	0.0	0.0	0.0
K. Elig Days SpecEd main	201.0	241.0	280.0	750.0	1,196.0	1,461.0	1,714.0	2,276.0
L.1 BE - Bil/ESL Refined ADA	2.750	68.297	100.563	113.406	99.656	122.250	106.281	139.750
L.2 D1 - Bil Dual Lang Refined ADA	0.000	0.000	0.000	0.000	0.000	0.000	0.000	0.000
L.3 D2 (EB) - Bil Dual Lang Refined ADA	0.000	0.000	0.000	0.000	0.000	0.000	0.000	0.000
L.4 D2 (Non-EB) - Bil Dual Lang Refined ADA	0.000	0.000	0.000	0.000	0.000	0.000	0.000	0.000
M. Res Fac Refined ADA	0.000	0.000	0.000	0.000	0.000	0.000	0.000	0.000
N. SpecEd Main Refined ADA	6.281	7.531	8.750	23.438	37.375	45.656	53.563	71.125
O.1 Early Ed Eco Dis Refined ADA	X	X	634.391	643.469	614.375	637.000	X	X
O.2 Early Ed Lang Refined ADA	X	X	101.094	113.969	100.781	122.781	X	X
P. Preg Related Serv FTE	0.000	0.000	0.000	0.000	0.000	0.000	0.000	0.000
Q.1 Career & Technical Ed FTE - Tier 1	0.000	0.000	0.000	0.000	0.000	0.000	0.000	0.000
Q.2 Career & Technical Ed FTE - Tier 2	0.000	0.000	0.000	0.000	0.000	0.000	0.000	0.000
Q.3 Career & Technical Ed FTE - Tier 3	0.000	0.000	0.000	0.000	0.000	0.000	0.000	0.000
R. Special Education FTE	33.474	3.241	34.751	60.414	76.467	93.641	93.471	70.882
S. Regular Program Ref ADA	40.073	373.713	822.734	854.805	805.314	819.922	805.998	813.399
T. Total Refined ADA	73.547	376.953	857.484	915.219	881.781	913.563	899.469	884.281
U. Percent in Attendance	89.300%	92.121%	93.484%	93.998%	94.082%	94.118%	94.709%	94.057%

NOTE: Detail may not add to totals due to rounding.

NOTE 2: The following reports should be reviewed concurrently to verify attendance data: PDM3-130-001, PDM3-130-002 & PDM3-130-004.

NOTE 3: This report has been expanded to include attendance fields that were implemented for remote learning. In addition to a combined All Methods page, this report has separate pages for each remote learning instructional method for all rows, excluding Days Taught, Days Membership, Total Days Absent, Total Days Present, Total Ineligible Days, and Percent in Attendance. This report displays the data for SUMR 2023 - 2024 that was accepted by the ESC on 07/16/24 08:24 PM.

SUPERINTENDENT'S REPORT OF STUDENT ATTENDANCE

LEA-level Data | All Methods (Combined)

Campuses: All Campuses

2023 - 2024 Summer Collection, Accepted Submission

LEA: 243905 - WICHITA FALLS ISD

Instruction Method: All Methods (Combined)

Six-week Reporting Period: 6

	06	07	08	09	10	11	12	Total
A. Six-week Summary								
B. Days Membership	28,905.0	27,089.0	26,922.0	28,817.0	26,992.0	27,179.0	26,187.0	390,122.5
C. Total Days Absent	2,073.0	1,988.0	1,877.0	2,261.0	2,157.0	2,284.0	2,689.5	27,444.5
D. Total Days Present	26,832.0	25,101.0	25,045.0	26,556.0	24,835.0	24,895.0	23,497.5	362,678.0
E. Total Ineligible Days	0.0	0.0	0.0	0.0	100.0	0.0	0.0	343.0
F. Total Eligible Days	26,832.0	25,101.0	25,045.0	26,556.0	24,735.0	24,895.0	23,497.5	362,335.0
G.1 BE - Elig Days Bilingual/ESL	4,169.0	3,867.0	2,613.0	3,449.0	2,794.0	2,046.0	1,941.0	44,973.5
G.2 D1 - Elig Days Bil Dual Lang	0.0	0.0	0.0	0.0	0.0	0.0	0.0	0.0
G.3 D2 (EB) - Elig Days Bil Dual Lang	0.0	0.0	0.0	0.0	0.0	0.0	0.0	0.0
G.4 D2 (Non-EB) - Elig Days Bil Dual Lang	0.0	0.0	0.0	0.0	0.0	0.0	0.0	0.0
H.1 Early Ed Eco Dis Elig Days	X	X	X	X	X	X	X	80,935.5
H.2 Early Ed Lang Elig Days	X	X	X	X	X	X	X	14,036.0
I. Eligible Days In Res Fac	43.0	3.0	26.0	42.0	31.0	26.0	79.0	250.0
J. Elig Days Preg Rel Serv	0.0	0.0	0.0	0.0	0.0	0.0	0.0	0.0
K. Elig Days SpecEd main	3,276.0	2,594.0	2,743.0	2,408.0	1,888.0	2,026.0	1,449.0	24,503.0
L.1 BE - Bil/ESL Refined ADA	130.281	120.844	81.656	107.781	87.313	63.938	60.656	1,405.422
L.2 D1 - Bil Dual Lang Refined ADA	0.000	0.000	0.000	0.000	0.000	0.000	0.000	0.000
L.3 D2 (EB) - Bil Dual Lang Refined ADA	0.000	0.000	0.000	0.000	0.000	0.000	0.000	0.000
L.4 D2 (Non-EB) - Bil Dual Lang Refined ADA	0.000	0.000	0.000	0.000	0.000	0.000	0.000	0.000
M. Res Fac Refined ADA	1.344	0.094	0.813	1.313	0.969	0.813	2.469	7.813
N. SpecEd Main Refined ADA	102.375	81.063	85.719	75.250	59.000	63.313	45.281	765.719
O.1 Early Ed Eco Dis Refined ADA	X	X	X	X	X	X	X	2,529.234
O.2 Early Ed Lang Refined ADA	X	X	X	X	X	X	X	438.625
P. Preg Related Serv FTE	0.000	0.000	0.000	0.000	0.000	0.000	0.000	0.000
Q.1 Career & Technical Ed FTE - Tier 1	0.000	0.000	0.000	0.781	1.568	16.062	15.115	33.526
Q.2 Career & Technical Ed FTE - Tier 2	0.000	0.000	0.000	122.807	112.703	69.557	19.286	324.354
Q.3 Career & Technical Ed FTE - Tier 3	0.000	0.000	0.000	0.385	7.089	120.323	160.396	288.193
R. Special Education FTE	42.823	39.625	26.954	23.280	21.367	13.889	34.394	668.673
S. Regular Program Ref ADA	795.677	744.781	755.702	682.621	630.242	558.137	505.106	10,008.223
T. Total Refined ADA	838.500	784.406	782.656	829.875	772.969	777.969	734.297	11,322.969
U. Percent in Attendance	92.828%	92.661%	93.028%	92.154%	92.009%	91.596%	89.730%	92.965%

NOTE: Detail may not add to totals due to rounding.

NOTE 2: The following reports should be reviewed concurrently to verify attendance data: PDM3-130-001, PDM3-130-002 & PDM3-130-004.

NOTE 3: This report has been expanded to include attendance fields that were implemented for remote learning. In addition to a combined All Methods page, this report has separate pages for each remote learning instructional method for all rows, excluding Days Taught, Days Membership, Total Days Absent, Total Days Present, Total Ineligible Days, and Percent in Attendance. This report displays the data for SUMR 2023 - 2024 that was accepted by the ESC on 07/16/24 08:24 PM.

SUPERINTENDENT'S REPORT OF STUDENT ATTENDANCE

LEA-level Data | All Methods (Combined)

Campuses: All Campuses

2023 - 2024 Summer Collection, Accepted Submission

LEA: 243905 - WICHITA FALLS ISD

Instruction Method: All Methods (Combined)

Total Grade Summary

	EE	PK	KG	01	02	03	04	05
B. Days Membership	12,481.5	69,543.5	156,019.5	165,592.0	157,951.0	166,773.0	160,754.0	159,112.0
C. Total Days Absent	1,306.0	5,562.0	10,420.0	9,979.0	9,178.0	9,539.0	8,707.0	9,080.0
D. Total Days Present	11,175.5	63,981.5	145,599.5	155,613.0	148,773.0	157,234.0	152,047.0	150,032.0
E. Total Ineligible Days	0.0	1,263.0	46.0	0.0	0.0	0.0	0.0	0.0
F. Total Eligible Days	11,175.5	62,718.5	145,553.5	155,613.0	148,773.0	157,234.0	152,047.0	150,032.0
G.1 BE - Elig Days Bilingual/ESL	251.0	9,436.0	16,106.0	18,844.0	16,519.0	19,908.0	17,730.0	22,989.0
G.2 D1 - Elig Days Bil Dual Lang	0.0	0.0	0.0	0.0	0.0	0.0	0.0	0.0
G.3 D2 (EB) - Elig Days Bil Dual Lang	0.0	0.0	0.0	0.0	0.0	0.0	0.0	0.0
G.4 D2 (Non-EB) - Elig Days Bil Dual Lang	0.0	0.0	0.0	0.0	0.0	0.0	0.0	0.0
H.1 Early Ed Eco Dis Elig Days	X	X	107,504.5	108,997.0	103,719.0	109,760.0	X	X
H.2 Early Ed Lang Elig Days	X	X	16,306.0	19,025.0	16,768.0	20,090.0	X	X
I. Eligible Days In Res Fac	0.0	0.0	0.0	0.0	0.0	0.0	40.0	131.0
J. Elig Days Preg Rel Serv	0.0	0.0	0.0	0.0	0.0	0.0	0.0	0.0
K. Elig Days SpecEd main	1,058.0	953.5	2,419.0	3,455.0	5,325.0	8,210.0	9,933.0	11,064.0
L.1 BE - Bil/ESL Refined ADA	1.443	55.252	95.147	111.532	97.768	117.723	104.933	135.919
L.2 D1 - Bil Dual Lang Refined ADA	0.000	0.000	0.000	0.000	0.000	0.000	0.000	0.000
L.3 D2 (EB) - Bil Dual Lang Refined ADA	0.000	0.000	0.000	0.000	0.000	0.000	0.000	0.000
L.4 D2 (Non-EB) - Bil Dual Lang Refined ADA	0.000	0.000	0.000	0.000	0.000	0.000	0.000	0.000
M. Res Fac Refined ADA	0.000	0.000	0.000	0.000	0.000	0.000	0.254	0.771
N. SpecEd Main Refined ADA	6.241	5.555	14.507	20.398	31.426	48.887	59.148	65.483
O.1 Early Ed Eco Dis Refined ADA	X	X	636.773	645.590	614.185	650.480	X	X
O.2 Early Ed Lang Refined ADA	X	X	96.338	112.589	99.240	118.800	X	X
P. Preg Related Serv FTE	0.000	0.000	0.000	0.000	0.000	0.000	0.000	0.000
Q.1 Career & Technical Ed FTE - Tier 1	0.000	0.000	0.000	0.000	0.000	0.000	0.000	0.000
Q.2 Career & Technical Ed FTE - Tier 2	0.000	0.000	0.000	0.000	0.000	0.000	0.000	0.000
Q.3 Career & Technical Ed FTE - Tier 3	0.000	0.000	0.000	0.000	0.000	0.000	0.000	0.000
R. Special Education FTE	30.416	1.872	29.233	45.288	64.436	84.234	84.504	71.602
S. Regular Program Ref ADA	35.521	369.409	832.932	876.418	816.437	847.497	815.991	816.759
T. Total Refined ADA	65.938	371.281	862.165	921.706	880.873	931.731	900.494	888.361
U. Percent in Attendance	89.537%	92.002%	93.321%	93.974%	94.189%	94.280%	94.584%	94.293%

NOTE: Detail may not add to totals due to rounding.

NOTE 2: The following reports should be reviewed concurrently to verify attendance data: PDM3-130-001, PDM3-130-002 & PDM3-130-004.

NOTE 3: This report has been expanded to include attendance fields that were implemented for remote learning. In addition to a combined All Methods page, this report has separate pages for each remote learning instructional method for all rows, excluding Days Taught, Days Membership, Total Days Absent, Total Days Present, Total Ineligible Days, and Percent in Attendance.

This report displays the data for SUMR 2023 - 2024 that was accepted by the ESC on 07/16/24 08:24 PM.

SUPERINTENDENT'S REPORT OF STUDENT ATTENDANCE

LEA-level Data | All Methods (Combined)

Campuses: All Campuses

2023 - 2024 Summer Collection, Accepted Submission

LEA: 243905 - WICHITA FALLS ISD

Instruction Method: All Methods (Combined)

Total Grade Summary

	06	07	08	09	10	11	12	Total
B. Days Membership	153,732.0	143,679.0	143,386.0	158,077.0	145,951.0	146,220.0	145,379.5	2,084,651.0
C. Total Days Absent	10,510.0	10,016.0	9,903.0	12,904.0	12,066.0	11,753.0	12,470.0	143,393.0
D. Total Days Present	143,222.0	133,663.0	133,483.0	145,173.0	133,885.0	134,467.0	132,909.5	1,941,258.0
E. Total Ineligible Days	0.0	27.0	173.0	208.0	983.0	320.0	0.0	3,020.0
F. Total Eligible Days	143,222.0	133,636.0	133,310.0	144,965.0	132,902.0	134,147.0	132,909.5	1,938,238.0
G.1 BE - Elig Days Bilingual/ESL	20,948.0	19,892.0	13,456.0	17,667.0	14,809.0	11,293.0	11,080.0	230,928.0
G.2 D1 - Elig Days Bil Dual Lang	0.0	0.0	0.0	0.0	0.0	0.0	0.0	0.0
G.3 D2 (EB) - Elig Days Bil Dual Lang	0.0	0.0	0.0	0.0	0.0	0.0	0.0	0.0
G.4 D2 (Non-EB) - Elig Days Bil Dual Lang	0.0	0.0	0.0	0.0	0.0	0.0	0.0	0.0
H.1 Early Ed Eco Dis Elig Days	X	X	X	X	X	X	X	429,980.5
H.2 Early Ed Lang Elig Days	X	X	X	X	X	X	X	72,189.0
I. Eligible Days In Res Fac	70.0	100.0	182.0	181.0	123.0	267.0	409.5	1,503.5
J. Elig Days Preg Rel Serv	0.0	0.0	0.0	0.0	0.0	0.0	0.0	0.0
K. Elig Days SpecEd main	16,668.0	15,176.0	14,630.0	13,361.0	10,331.0	11,268.0	8,325.0	132,176.5
L.1 BE - Bil/ESL Refined ADA	123.763	117.645	79.568	104.423	87.664	66.913	65.798	1,365.492
L.2 D1 - Bil Dual Lang Refined ADA	0.000	0.000	0.000	0.000	0.000	0.000	0.000	0.000
L.3 D2 (EB) - Bil Dual Lang Refined ADA	0.000	0.000	0.000	0.000	0.000	0.000	0.000	0.000
L.4 D2 (Non-EB) - Bil Dual Lang Refined ADA	0.000	0.000	0.000	0.000	0.000	0.000	0.000	0.000
M. Res Fac Refined ADA	0.395	0.601	1.086	1.051	0.729	1.609	2.426	8.923
N. SpecEd Main Refined ADA	98.626	90.272	86.787	79.282	61.288	66.893	49.446	784.240
O.1 Early Ed Eco Dis Refined ADA	X	X	X	X	X	X	X	2,547.027
O.2 Early Ed Lang Refined ADA	X	X	X	X	X	X	X	426.967
P. Preg Related Serv FTE	0.000	0.000	0.000	0.000	0.000	0.000	0.000	0.000
Q.1 Career & Technical Ed FTE - Tier 1	0.000	0.000	0.000	0.730	1.695	14.976	15.440	32.841
Q.2 Career & Technical Ed FTE - Tier 2	0.000	0.000	0.000	126.521	114.731	70.823	20.686	332.761
Q.3 Career & Technical Ed FTE - Tier 3	0.000	0.000	0.000	0.391	7.215	123.173	175.740	306.519
R. Special Education FTE	48.586	35.547	27.964	23.487	22.125	14.638	35.043	618.975
S. Regular Program Ref ADA	799.648	755.941	761.489	708.351	641.723	571.196	541.878	10,191.191
T. Total Refined ADA	848.234	791.488	789.454	859.480	787.490	794.805	788.787	11,482.287
U. Percent in Attendance	93.163%	93.029%	93.093%	91.837%	91.733%	91.962%	91.422%	93.121%

NOTE: Detail may not add to totals due to rounding.

NOTE 2: The following reports should be reviewed concurrently to verify attendance data: PDM3-130-001, PDM3-130-002 & PDM3-130-004.

NOTE 3: This report has been expanded to include attendance fields that were implemented for remote learning. In addition to a combined All Methods page, this report has separate pages for each remote learning instructional method for all rows, excluding Days Taught, Days Membership, Total Days Absent, Total Days Present, Total Ineligible Days, and Percent in Attendance. This report displays the data for SUMR 2023 - 2024 that was accepted by the ESC on 07/16/24 08:24 PM.

WICHITA FALLS ISD BOARD OF TRUSTEES
March 4, 2025

Agenda Item:	TASB Recommended Policy Update 124 – 1 st Reading (LEGAL) Policies (LOCAL) Policies (See attached list)		
Administrator Responsible:	Scot Hafley, Assistant Superintendent of Operations		
Attachments:	Update 124 Policy Instruction Sheet		
<input type="checkbox"/> Action Needed	<input checked="" type="checkbox"/> Future Action	<input type="checkbox"/> Presentation	<input type="checkbox"/> Report

Administrative Recommendation:

That the Wichita Falls Independent School District Board of Trustees add, revise or delete (LOCAL) policies as offered by TASB Policy Service for consideration and according to the Instruction Sheet for TASB Localized Policy Manual Update 124 and policies revised because of Update 124 as submitted by Scot Hafley, Assistant Superintendent of Operations, and as recommended by Dr. Donny Lee, Superintendent of Schools.

Explanation:

Update 124 includes revisions to legal policies based on legislative, and regulatory changes. Update 124 includes changes to local policy to address several remaining laws or changes to the Administrative Code. All referenced bills have already gone into effect unless otherwise noted.

(LOCAL) Policy Action List - Update 124

CAA(LOCAL): FISCAL MANAGEMENT GOALS AND OBJECTIVES - FINANCIAL ETHICS

CDA(LOCAL): OTHER REVENUES - INVESTMENTS

CY(LOCAL): INTELLECTUAL PROPERTY

DH(LOCAL): EMPLOYEE STANDARDS OF CONDUCT

EHB(LOCAL): CURRICULUM DESIGN - SPECIAL PROGRAMS

EHBB(LOCAL): SPECIAL PROGRAMS - GIFTED AND TALENTED STUDENTS

FFG(LOCAL): STUDENT WELFARE - CHILD ABUSE AND NEGLECT

GKA(LOCAL): COMMUNITY RELATIONS - CONDUCT ON SCHOOL PREMISES

LOCAL Policy Revisions as a Result of Update 124

DBB(LOCAL): EMPLOYMENT REQUIREMENTS AND RESTRICTIONS – MEDICAL EXAMINATIONS AND COMMUNICABLE DISEASES

Fiscal Note:

None

Instruction Sheet

TASB Localized Policy Manual Update 124

Wichita Falls ISD

Code	Type	Action To Be Taken	Note
AIC	(LEGAL)	Replace policy	Revised policy
AIE	(LEGAL)	Replace policy	Revised policy
CAA	(LOCAL)	Replace policy	Revised policy
CBB	(LEGAL)	Replace policy	Revised policy
CDA	(LOCAL)	Replace policy	Revised policy
CDA	(EXHIBIT)	Review exhibit	Revise as necessary
CFA	(LEGAL)	Replace policy	Revised policy
CFC	(LEGAL)	Replace policy	Revised policy
CFC	(LOCAL)	No policy enclosed	See explanatory note
CH	(LEGAL)	Replace policy	Revised policy
CKEA	(LEGAL)	Replace policy	Revised policy
CKEB	(LEGAL)	Replace policy	Revised policy
CO	(LEGAL)	Replace policy	Revised policy
COA	(LEGAL)	Replace policy	Revised policy
COB	(LEGAL)	Replace policy	Revised policy
CQA	(LEGAL)	Replace policy	Revised policy
CQC	(LEGAL)	Replace policy	Revised policy
CV	(LEGAL)	Replace policy	Revised policy
CY	(LOCAL)	Replace policy	Revised policy
CY	(REGULATION)	Review regulation	Revise as necessary
D	(LEGAL)	Replace table of contents	Revised table of contents
DAA	(LEGAL)	Replace policy	Revised policy
DAB	(LEGAL)	DELETE policy	See explanatory note
DBB	(LEGAL)	Replace policy	Revised policy
DECA	(LEGAL)	Replace policy	Revised policy
DECB	(LEGAL)	Replace policy	Revised policy
DG	(LEGAL)	Replace policy	Revised policy
DH	(LOCAL)	Replace policy	Revised policy
DI	(LEGAL)	Replace policy	Revised policy
DIA	(LEGAL)	Replace policy	Revised policy
DMA	(LEGAL)	Replace policy	Revised policy
EC	(LEGAL)	Replace policy	Revised policy
EFB	(LEGAL)	Replace policy	Revised policy
EHAA	(LEGAL)	Replace policy	Revised policy

Instruction Sheet

TASB Localized Policy Manual Update 124

Wichita Falls ISD

Code	Type	Action To Be Taken	Note
EHAC	(LEGAL)	Replace policy	Revised policy
EHB	(LEGAL)	Replace policy	Revised policy
EHB	(LOCAL)	Replace policy	Revised policy
EHBA	(LEGAL)	Replace policy	Revised policy
EHBAA	(LEGAL)	Replace policy	Revised policy
EHBAB	(LEGAL)	Replace policy	Revised policy
EHBAC	(LEGAL)	Replace policy	Revised policy
EHBAD	(LEGAL)	Replace policy	Revised policy
EHBAE	(LEGAL)	Replace policy	Revised policy
EHBB	(LEGAL)	Replace policy	Revised policy
EHBB	(LOCAL)	Replace policy	Revised policy
EHBB	(REGULATION)	Review regulation	Revise as necessary
EHBCA	(LEGAL)	Replace policy	Revised policy
EHBG	(LEGAL)	Replace policy	Revised policy
EHDD	(LEGAL)	Replace policy	Revised policy
EI	(LEGAL)	Replace policy	Revised policy
EIE	(LEGAL)	Replace policy	Revised policy
EIF	(LEGAL)	Replace policy	Revised policy
EKBA	(LEGAL)	Replace policy	Revised policy
ELA	(LEGAL)	Replace policy	Revised policy
FFB	(LEGAL)	Replace policy	Revised policy
FFG	(LEGAL)	Replace policy	Revised policy
FFG	(LOCAL)	Replace policy	Revised policy
FFH	(LEGAL)	Replace policy	Revised policy
FM	(LEGAL)	Replace policy	Revised policy
FNA	(LEGAL)	Replace policy	Revised policy
FOF	(LEGAL)	Replace policy	Revised policy
GA	(LEGAL)	Replace policy	Revised policy
GKA	(LOCAL)	Replace policy	Revised policy
GRB	(LEGAL)	Replace policy	Revised policy

WICHITA FALLS ISD BOARD OF TRUSTEES

March 4, 2025

Agenda Item: Middle of Year Campus Progress Presentations: Hirschi Middle School, Washington Elementary School, Cunningham Elementary School, Southern Hills Elementary School, and Fain Elementary School

Administrators Responsible: Debbie Dipprey, Executive Director of School Administration

Attachments:

Action Needed Future Action Presentation Report

Administrative Recommendation:

That the Wichita Falls Independent School District Board of Trustees Board of Trustees receive information regarding campus progress provided by Del Hardaway, Principal of Hirschi Middle School, Synquis Lewis, Principal of Washington Elementary, Amy Simmons, Principal of Cunningham Elementary, Amanda Garcia, Principal Southern Hills Elementary and Danielle McSweeney, Principal of Fain Elementary as submitted by Debbie Dipprey, Executive Director of School Administration and as recommended by Dr. Lee, WFISD Superintendent of Schools.

WICHITA FALLS ISD BOARD OF TRUSTEES
March 4, 2025

Agenda Item:	Monthly Personnel Report		
Administrator Responsible:	Dayna Hardaway, Executive Director of Human Resources		
Attachments:	No Attachment		
<input type="checkbox"/> Action Needed	<input type="checkbox"/> Future Action	<input type="checkbox"/> Presentation	<input checked="" type="checkbox"/> Report

Administrative Recommendation:

That the Wichita Falls Independent School District Board of Trustees reviews the employee resignations/retirements that have been submitted since the last Board meeting. The resignations/retirements have been accepted in accordance with the requirements of Policy DFE (Local).

Letters of Retirement:

Professionals

Clerical/Auxiliary/Support

Letters of Resignation:

Professionals

Hernandez, Amy-Teacher, Sheppard, Last Day 5/22/25
Johnston, Bethany-Teacher, Jefferson, Last Day 5/22/25
Jones, Paden-College & Career Advisor, McNiel, Last Day 5/22/25
Kuykendall, Ivan-Teacher, Barwise, Last Day 5/22/25
Longley, Monica- Teacher, Burgess, Last Day 5/22/25
Lopez, Michael-Teacher Barwise, Last Day 5/22/25
Meeks, Susan- Teacher, McNiel, Last Day 5/22/25
Slupski, Kathleen-Teacher, Franklin, Last Day 5/22/25
Stewart, Tori-Counselor-Denver, Last Day 5/30/25
Terrazas, Arnoldo-Teacher, Barwise, Last Day 2/17/25
Wharton, Elijah-Teacher, Barwise, Last Day 5/22/25

Clerical/Auxiliary/Support

Brown, Emmiley- Aide II, Scotland Park, Last Day 2/10/25
Cadotte, Kaylee- Aide I, Jefferson, Last Day 5/2/25
Chapman, Megan-Aide II, West, Last Day 3/3/25
Colgan, Julie-Aide II, Milam, Last Day 2/20/25
Scheidegger, Derek- Aide, Ed Center-SPED, Last Day 1/29/25
Ramirez, Denyz-Aide II, West Foundation, Last Day 5/22/25
Thomas, Amanda- Aide II, Cunningham, Last Day 2/10/25
Whitson, Brooke-Aide II, Milam, Last Day 2/7/25

WICHITA FALLS ISD BOARD OF TRUSTEES
March 4, 2025

Agenda Item:	Applicant Pool		
Administrator Responsible:	Dayna Hardaway, Executive Director of Human Resources		
Attachments:	Applicant Pool Addendum		
<input checked="" type="checkbox"/> Action Needed	<input type="checkbox"/> Future Action	<input type="checkbox"/> Presentation	<input type="checkbox"/> Report

Administrative Recommendation:

That the Wichita Falls Independent School District Board of Trustees approve the proposed applicant pool addendum as submitted by Dayna Hardaway, Executive Director of Human Resources, and as recommended by Dr. Donny Lee, Superintendent of Schools.

APPLICANTS TO BE APPROVED BY THE WFISD BOARD OF TRUSTEES

March 4, 2025

ADDENDUM

Name	Certification	University	Yrs of Exp	Position/Assignment	Previous District
***Laville, Tayeisha	Special Education Grades (EC-12)	Midwestern State University Bachelor's & Master's	NA	Teacher West Foundation Replacing Luz Lerma (in district move)	NA

Asterisk indicates Contract Addendum Required. See key below.

** Enrolled in an Alternative Certification Program*

*** One-year out-of state Certification*

****Emergency Permit*

***** Non-Renewal Permit*

**WICHITA FALLS ISD BOARD OF TRUSTEES
MARCH 4, 2025**

Agenda Item:	Minutes		
Administrator Responsible:	Dr. Donny Lee, Superintendent of Schools		
Attachments:	Minutes of Work Session, February 11, 2025 Minutes of Public Hearing, February 17, 2025 Minutes of Regular Meeting, February 17, 2025		
<input type="checkbox"/> Action Needed	<input checked="" type="checkbox"/> Future Action	<input type="checkbox"/> Presentation	<input type="checkbox"/> Report

Administrative Recommendation:

That the Wichita Falls Independent School District Board of Trustees approves the proposed minutes of a work session on February 11, 2025, public hearing on February 17, 2025 and a regular meeting on February 17, 2025 as submitted by Dr. Donny Lee, Superintendent of Schools.

Explanation:

The following are copies of the minutes referenced above. These minutes will become official upon approval by the Board.

**WICHITA FALLS INDEPENDENT SCHOOL DISTRICT BOARD OF TRUSTEES
WFISD ADMINISTRATION BUILDING – BOARD ROOM
WORK SESSION MEETING FEBRUARY 11, 2025**

CALL TO ORDER AND OPENING STATEMENT:

The Board of Trustees of the Wichita Falls Independent School District met in a work session meeting on the above date. The meeting was called to order at 12:00 p.m. by Mr. Mark Lukert, board president.

Board members present: Mr. Mark Lukert, Ms. Katherine McGregor Mr. Jim Johnson, Ms. Sandy Camp, Ms. Diann Scroggins, Ms. Susan Grisel and Mr. John Barnard. Mr. Lukert noted that a quorum was present and the meeting had been duly called and notice of the meeting had been posted for the time and manner required by law.

Staff members present: Dr. Donny Lee, Superintendent of Schools, Ms. Dayna Hardaway, Executive Director of Human Resources, Ms. Leah Horton, Chief Financial Officer, Ms. Vanessa Dishman, Executive Assistant to the Superintendent, Ms. Ashley Thomas, Communications Officer, Mr. Scot Hafley, Assistant Superintendent of Operations, Ms. Debbie Dipprey, Executive Director of School Administration, Mr. Shannon Troester, Risk & Contract Manager, Mr. Jeff Hill, Director of Elementary Curriculum, Chief Anthony Smith, WFISD Police, Ms. Trish Potts, Auditor, Ms. Alefia Paris-Toulon, Executive Director of Special Programs, Ms. Marchuetta Matthews, Administrative Assistant to the Assistant Superintendent, Mr. Grant Freeman, Director of Athletics, Mr. Chad Johnson, Media Specialist, Mr. Greg Davis, New Legacy Athletic Coordinator and Head Football Coach, Ms. Danielle McSweeney, Fain Principal, Ms. Synquis Lewis, Booker T Washington Principal, Dr. Cody Blair, Legacy Principal, Mr. Larry Menefee, Director of Student Services, Ms. Alex Martin, McNeil Principal and Ms. Amy Simmons, Cunningham Principal.

Also present: Mr. Steve Wood, Bundy, Young, Sims and Potter

INVOCATION:

Ms. Diann Scroggins gave the invocation.

PUBLIC COMMENT:

None

FINANCIAL SERVICES:

FINANCIAL REPORTS AS OF DECEMBER 31, 2024

Mr. Jim Johnson, seconded by Ms. Susan Grisel, motioned that the Wichita Falls Independent School District Board of Trustees approve the Financial Reports as of November 30, 2024 as submitted by Leah Horton, Chief Financial Officer, and as recommended by Dr. Donny Lee, Superintendent of Schools.

Carried unanimously by a vote of 7-0

JANUARY 2025 BUDGET AMENDMENTS

Ms. Diann Scroggins, seconded by Mr. John Barnard, motioned that the Wichita Falls Independent School District Board of Trustees approve the budget amendments to the January 2025 budgets as submitted by Leah Horton, Chief Financial Officer, and as recommended by Dr. Donny Lee, Superintendent of Schools.

Carried unanimously by a vote of 7-0

TECHNOLOGY E-RATE BIDS DISCUSSION

Ms. Leah Horton, Chief Financial Officer, requested that the Wichita Falls Independent School District Board of Trustees discuss the below referenced RFPs were advertised twice in the Times Record News and issued on WFISD's electronic bidding platform as well as on the Universal Service Administrative Company (USAC) Portal, as required by law. The RFPs are in the evaluation process responses were evaluated by Curtis Shahan, Director of Technology, Melissa Varazlic, Infrastructure Manager and Josh Snow, Network Analyst.

RFP 2425-21-S-27 CAT1 Equipment and Services (E-Rate)

RFP 2425-22-S-27 CAT2 Equipment and Maintenance (E-Rate)

RFP 2425-23-M-27 CAT1 Internet Access (E-Rate)

The evaluations of these RFPs will be completed and recommendations made at the Board of Trustees' Board Meeting on Monday, February 17th. These expenditures will be purchased with Technology budgeted funds, pending E-Rate funding. Multi-year awards require Board of Trustees approval per policy, CH Local.

PURCHASE OF AMPLIFY CURRICULUM

Ms Leah Horton, Chief Financial Officer, requested that the Wichita Falls Independent School District Board of Trustees discuss the purchase of Amplify Curriculum consumables from Amplify in the amount of \$211,388.60, as submitted by Leah Horton, Chief Financial Officer and as recommended by Dr. Donny Lee, Superintendent of Schools. Amplify Reading curriculum has been purchased and implemented at Wichita Falls ISD elementary campuses. This purchase is for workbook consumables for Burgess, Booker T Washington, Crockett, Cunningham, Fain, Fowler, Franklin, Jefferson, Milam, Scotland Park, Southern Hills, West Foundation, and Zundy elementary campuses. This purchase utilizes Buyboard RFP award 748-24 for Instructional Materials. This purchase will be made utilizing the Buyboard cooperative and will be split between donor funds provided specifically for this expenditure of \$111,000 from the McCoy Foundation and \$100,388.60 from the General Fund. Expenditures over \$100,000 require the Board of Trustees approval per policy, CH Local.

This item will be placed on the consent agenda for the regular meeting on February 17, 2025

SCHOOL ADMINISTRATION

TARGETED IMPROVEMENT PLANS

Ms. Debbie Dipprey, Executive Director of School Administration, requested that the Wichita Falls Independent School District Board of Trustees receive information regarding Targeted Improvement Plans to be submitted to the Texas Education Agency for Washington Elementary, Fain Elementary, Cunningham Elementary and Hirschi Middle School as recommended by Dr. Lee, WFISD Superintendent of Schools. TEA has identified Washington Elementary, Fain Elementary, Cunningham Elementary and Hirschi Middle School as in need of "Comprehensive Support". The campuses were identified for this level of support based on performance on the 2024 STAAR assessment. Campuses are required to develop and implement a Targeted Improvement Plan which must be approved by the Board of Trustees.

This item will be placed on the consent agenda for the regular meeting on February 17, 2025

ATHLETICS

CONSIDERATION/APPROVAL THE HIRE OF LEGACY ATHLETIC COORDINATOR/HEAD FT BALL COACH

Ms. Susan Grisel, seconded by Ms. Diann Scroggins, motioned that the Wichita Falls Independent School District Board of Trustees approve the hire of Mr. Greg Davis as the Athletic Coordinator and Head Football Coach at Legacy High School as presented by Mr. Grant Freeman, Director of Athletics and as recommended by Dr. Donny Lee, Superintendent of Schools.

Carried unanimously by a vote of 7-0

HUMAN RESOURCES:

PERSONNEL REPORT

Ms. Dayna Hardaway, Executive Director of Human Resources, reported to the Wichita Falls Independent School District Board of Trustees a review of employee resignations/retirements that have been submitted since the last board meeting. The resignations/retirements have been accepted by Dr. Donny Lee, Superintendent of Schools, in accordance with the requirements of Policy DFE (LOCAL).

TEACHER APPLICANT POOL

Ms. Katherine McGregor, seconded by Ms. Sandy Camp, moved that the Wichita Falls Independent School District Board of Trustees approve the proposed teacher applicant pool.

Carried unanimously by a vote of 7-0

TEACHER WAIVER CERTIFICATION FOR 25/26 SCHOOL YEAR

Ms. Dayna Hardaway, Executive Director of Human Resources, requested that the Wichita Falls Independent School District Board of Trustees approve the district's plan to seek certification waivers from the Texas Education Agency for the 2025-2026 school year for individuals:

- Enrolled in an ACP program or graduates of collegiate schools of education working toward certification,
- While employing these individuals as at-will employees under a Letter of Reasonable Assurance until certification is complete.

Exclusions: This waiver will not apply to Head Start teachers due to Region 9 requirements.

as submitted by Dayna Hardaway, Executive Director of Human Resources, and as recommended by Dr. Donny Lee, Superintendent of Schools.

1. Eligibility for Waiver

- Candidates must meet one of the following criteria:
 - Actively enrolled in a TEA-approved Alternative Certification Program and progressing toward certification.
 - A recent graduate of a collegiate school of education working to complete required certification testing.
- Candidates must submit evidence of enrollment, graduation, and/or scheduled certification exams.

2. Exclusion of Head Start Teachers

- This proposal does not apply to Head Start teaching positions due to the certification requirements outlined by Region 9.

3. Employment Terms

- Candidates will be offered employment as at-will employees under a Letter of Reasonable Assurance for the 2025-2026 school year.
- At-will employment will continue until certification is completed. Once certified, candidates will be offered a probationary contract.

District Support

- WFISD will provide mentorship, targeted professional development, and test preparation resources to support these employees in meeting certification requirements.
- Campus administrators will closely monitor their progress and provide feedback on instructional practices.

5. Rationale

- The district continues to face teacher shortages in critical areas, making it essential to widen the hiring pool.
- This approach ensures classrooms are staffed with individuals committed to certification and professional growth.
- By supporting ACP participants and recent graduates, the district fosters a long-term solution for increasing the number of certified educators.
- Provides an opportunity to recruit high-potential candidates who may otherwise be unable to enter the profession without district support.
- Reduces turnover by establishing a clear pathway for professional growth and contract eligibility.
- Ensures continuity of instruction by filling critical vacancies with candidates committed to the teaching profession.

6. Benefits to WFISD

- Addresses immediate staffing needs while maintaining accountability for certification requirements.
- Builds a pipeline of qualified educators who can transition seamlessly into contracted teaching roles.
- Reduces classroom disruptions by offering structured support to aspiring educators.

This item will be placed on the consent agenda for the regular meeting on February 17, 2025

BOARD MATTERS:

BOARD MINUTES:

Minutes of a special session on January 7, work session on January 14, and regular meeting on January 21, 2025

These items will be placed on the consent agenda for the regular meeting on February 17, 2025

DISTRICT EVENTS:

Ms. Ashley Thomas, Communications Officer, informed the Board of Trustees on the events happening around the district; 100th day of school dress up pictures, WFISD Foundation Golf Tournament made a lot of money and thank you to the sponsors, Leadership Wichita Falls group went on a tour of Legacy as well as the Wichita Falls District Attorney was able to visit Legacy, National Signing Day for athletes, both Legacy and Memorial made the Boys and Girls Basketball Playoffs (games to be announced), Crosstown Show Down for soccer February 14th, Senon

Cabrera, Legacy student, made All State Band, Several students competed in the Solo and Ensemble Competition, first ever WFISD Sam's Staff Spotlight for non-exempt staff is Mari Ybarra, Fain Custodian, February Teacher Spotlight is Kylee Miller, Memorial Teacher, Principal for a Day is February 12, Staff Planning/Student Holiday is February 17th, CEC open house is February 17 at 5:30pm and Public School Week is February 24th-28th.

RECESS:

Mr. Mark Lukert, board president, recessed the work session to go into closed session at 12:49 pm.

CLOSED SESSION:

1. Personnel Matters Including the Appointment, Evaluation, Reassignment, Duties, Discipline, Dismissal and/or Compensation of Individual District Employees (Pursuant to Texas Government Code 551.074)
2. Level III Grievance Appeal-Parent Complaint Against School District Employee (Pursuant to Texas Government Code Section 551.0821)

OPEN SESSION:

Mr. Mark Lukert, board president, called the meeting back into open session at 2:11 pm.

ACTION REGARDING LEVEL III GRIEVANCE APPEAL OF PARENT COMPLAINT AGAINST SCHOOL DISTRICT EMPLOYEE

Mr. Jim Johnson, seconded by Mr. John Barnard, motioned that the Wichita Falls Independent School District Board of Trustees deny the Level III Grievance Appeal as presented in closed session and to deny all requested resolutions.

Carried unanimously by a vote of 7-0

ADJOURNED:

Mr. Mark Lukert, board president, adjourned the meeting at 2:11 pm.

President, Board of Trustees

Secretary, Board of Trustees

**WICHITA FALLS INDEPENDENT SCHOOL DISTRICT BOARD OF TRUSTEES
WFISD ADMINISTRATION BUILDING – BOARD ROOM
PUBLIC HEARING FEBRUARY 17, 2025**

CALL TO ORDER AND OPENING STATEMENT:

The Board of Trustees of the Wichita Falls Independent School District met in a Public Hearing on the above date. The meeting was called to order at 5:31 p.m. by Mr. Mark Lukert, board president.

Board members present: Mr. Mark Lukert, Ms. Katherine McGregor, Mr. Jim Johnson, Ms. Diann Scroggins, Mr. John Barnard and Ms Sandra Camp. Mr. Lukert noted that a quorum was present and the meeting had been duly called and notice of the meeting had been posted for the time and manner required by law. Absent – Susan Grisel

Staff members present: Dr. Donny Lee, Superintendent of Schools, Ms Debbie Dipprey, Executive Director of School Administration, Ms. Leah Horton, Chief Financial Officer, Ms. Vanessa Dishman, Executive Assistant to the Superintendent, Ms. Keli Sims, Administrative Assistant, HR, Ms. Cyndy Kohl, Director of Student Assessment, Mr. Scot Hafley, Assistant Superintendent and Ms. Marchuetta Matthews, Administrative Assistant to the Assistant Superintendent

TEXAS ACADEMIC PERFORMANCE REPORT (TAPR):

REPORT:

Ms. Cyndy Kohl, Director of Student Assessment, presented the results from the Texas Academic Performance Report (TAPR) and gave the location online to find all the data pertaining to the results found for Wichita Falls ISD. The public hearing fulfills the requirements of the Texas Education Code Chapter 39. Texas Education Code Chapter 39 also requires each district's board of trustees to publish an annual report that includes the Texas Academic Performance Report (TAPR), campus performance objectives, a report of violent or criminal incidents, and information received under Texas Education Code 51.403 (e) from the Texas Higher Education Coordinating Board (THECB). For this report no letter grades or accreditation levels are given due to the current pending law suit at the state level.

Mrs. Kohl stated the report will be available at all campuses, the Education Center and the public library in the next two weeks or so. Mrs. Katherine McGregor, board member, asked what exactly does the meeting tell us and Ms. Kohl responded that it is required by laws and it is to just inform the board and public of the information provided in the report and where to find it.

PUBLIC COMMENT ON TAPR:

No Public Comment

ADJOURNED:

Mr. Mark Lukert, board president, adjourned the Public Hearing at 5:52 p.m.

President, Board of Trustees

Secretary, Board of Trustees

**WICHITA FALLS INDEPENDENT SCHOOL DISTRICT BOARD OF TRUSTEES
WFISD ADMINISTRATION BUILDING – BOARD ROOM
REGULAR SESSION MEETING FEBRUARY 17, 2025**

CALL TO ORDER AND OPENING STATEMENT:

The Board of Trustees of the Wichita Falls Independent School District met in a work session meeting on the above date. The meeting was called to order at 6:00 p.m. by Mr. Mark Lukert, board president.

Board members present: Mr. Mark Lukert, Ms. Katherine McGregor, Ms. Diann Scroggins, Ms. Sandy Camp, Mr. Jim Johnson and Mr. John Barnard. Mr. Lukert noted that a quorum was present and the meeting had been duly called and notice of the meeting had been posted for the time and manner required by law.

Staff members present: Dr. Donny Lee, Superintendent of Schools, Ms. Dayna Hardaway, Executive Director of Human Resources, Ms. Leah Horton, Chief Financial Officer, Ms. Vanessa Dishman, Executive Assistant to the Superintendent, Ms. Keli Sims, Administrative Assistant, HR, Ms. Ashley Thomas, Communications Officer, Mr. Scot Hafley, Assistant Superintendent of Operations, Ms. Debbie Dipprey, Executive Director of School Administration, Ms. Lauren Zotz, Director of Purchasing, Ms. Tabitha Eastman, Director of Social & Emotional Services, Ms. Jessica Dixon, Memorial College & Career Advisor, Ms. Kristy Nolan, Legacy College & Career Advisor, Mr. Curtis Shahan, Director of Technology, Mr. Grant Freeman, Director of Athletics, Mr. Marc Bindel, Memorial Athletic Director, SGM Salvador Montez, Memorial JROTC Instructor, Mr. Josh Castles, teacher and Mr. Larry Menefee, Director of Student Services.

Also present: Mr. Steve Wood, Bundy, Young, Sims and Potter and media

PRESENTATION OF COLORS:

Memorial High School JROTC

INVOCATION:

Ms. Sandy Camp gave the invocation.

PRESENTATIONS:

MEMORIAL HIGH SCHOOL ALL-STATE FOOTBALL

Mr. Grant Freeman, Director of Athletics introduced Mr. Marc Bindel, Memorial Athletic Coordinator, to request that the Wichita Falls Independent School District Board of Trustees recognize the following Memorial High School students for receiving All-State Honors for Football as submitted by Dr. Donny Lee, Superintendent.

THSCA Academic All-State

Jeremiah Becenti
Austin Feldman
Isaiah Flores
Adam Smith

Padilla Poll 5A-D2 All-State Team

Joe Castles - Quarterback (2nd Team)
Cross Ohmstede - Offensive Line (2nd Team)
Kenji Johnson - Running Back (Honorable Mention)
Colton Carter - Offensive Line (Honorable Mention)

Texas Sports Writers Association All-State Team

Eric Powell - Fullback (1st Team)
Colton Carter - Tackle (2nd Team)
Joe Castles - Quarterback (Honorable Mention)
Jamari Dean - Wide Receiver (Honorable Mention)
Kenji Johnson - Running Back (Honorable Mention)
Coach: Marc Bindel

PUBLIC COMMENT:

None

REPORTS OR SPECIAL DISCUSSION ITEMS:

SUPERINTENDENT’S REPORT:

Dr. Donny Lee, Superintendent of Schools, gave his monthly update:

- Enrollment: 12,573; ADA 93.27%
- Classroom Visits: Board members are always welcome
 - Southern Hills
 - Crockett
 - Haynes Head Start
 - West Foundation
 - Zundy
 - Hirschi
 - Fain
 - Fowler
 - Jefferson
 - Memorial
 - Legacy
 - Scotland Park
 - McNeil
- Texas State 89th Legislative Session
 - January 14th-June 2nd
 - School Vouchers
 - Governor Abbott states that “Parents Matter” but Vouchers do not address all parent’s wishes
 - Dr. Lee discussed the schools that Abbott has visited, none being public schools
 - Posted a Facts vs Fiction page on what is being reported
 - Provided several pages of information regarding the admissions process for private school and that Gov. Abbott’s wife is on the board of one of the schools
- Rider Refresh
 - Cleaning, lighting and painting underway
- Forney ISD Opportunity Center: Feb 23-25
 - Several WFISD going to visit the Career Education Center in Forney, TX
 - 20 other districts participating; each giving a report on what they do well in the CTE program area.
- Playgrounds
 - 9 completed this year, more next year
- Legacy and Memorial playoff boys’ basketball games double header in Childress, TX on Tuesday, 2/18
- TEA School Improvement Site Visits
 - Hirschi Middle School was last week
 - Rep from TEA, Region IX and WFISD staff visited 7 classrooms
 - Plan for moving forward after some hard conversations and critical feedback
 - Booker T Washington with be March 20th

Ms Diann Scroggins asked about adding additional classroom and staff to Booker T Washington. Dr. Lee said that would be something that could be done at the beginning of the 25/26 school year if necessary.

Katherine McGregor asked what the general public can do to voice their concern regarding the vouchers and Dr Lee said for concerned citizens to reach out to their state representatives.

CONSENT AGENDA:

Minutes from December Meetings

Ms. Katherine McGregor, seconded by Mr. John Barnard, motioned that the Wichita Falls Independent School District Board of Trustees approve the above items placed on the Consent Agenda at the February 11, 2025 meeting.

Carried unanimously by a vote of 6 – 0

FINANCIAL SERVICES:

RFP 2425-21-S27 CAT1 EQUIPMENT SERVICES (E-RATES)

Mr. Jim Johnson, seconded by Ms. Diann Scroggins, motioned for the Wichita Falls Independent School District Board of Trustees award RFP 2425-21-S-27 CAT1 Equipment and Services (E-rate) to Netsync for a total cost to the district of \$20,729.72, as submitted by Leah Horton, Chief Financial Officer, and as recommended by Dr. Donny Lee, Superintendent of Schools. The RFP was advertised twice in the Times Record News and issued on WFISD’s electronic bidding platform as well as on the Universal Service Administrative Company (USAC) Portal, as required by law. Eleven (11) vendors viewed the bid with three (3) submitting responses. All responses were evaluated by Curtis Shahan, Director of Technology, and Melissa Varazlic, Infrastructure Manager, as well as verified by the District’s e-rate consultant. This purchase is to replace/upgrade the district core routers and optics to provide for more capacity on the district WAN (Wide Area Network). The WAN is built out on a fiber optics network, and this will increase our speeds from building to building to support more devices simultaneously. The current equipment is EOL (End of Life) and this will provide premium support and future expansion. Netsync is the recommended vendor for Internet Access with an RFP score of 71.86 points.

Carried unanimously by a vote of 6– 0

RFP 2425-22-S-27 CAT2 EQUIPMENT AND MAINTENANCE (E-RATE)

Ms. Diann Scroggins, seconded by Mr. Jim Johnson, motioned for the Wichita Falls Independent School District Board of Trustees award RFP 2425-22-S-27 CAT2 Equipment and Maintenance (E-Rate) to Netsync Network Solutions, Inc., as submitted by Leah Horton, Chief Financial Officer, and as recommended by Dr. Donny Lee, Superintendent of Schools. The RFP was advertised twice in the Times Record News and issued on WFISD’s electronic bidding platform as well as on the Universal Service Administrative Company (USAC) Portal, as required by law. Eleven (11) vendors viewed the bid and two (2) vendors submitted a response. All responses were evaluated by Curtis Shahan, Director of Technology and Melissa Varazlic, Infrastructure Manager, as well as verified by the District’s e-rate consultant. This purchase is to replace the district’s primary and backup firewalls. The firewalls are separate network security devices that provide multi-layer protection to separate the trusted internal network from an external network deemed untrustworthy, such as the internet. This protection regulates incoming and outgoing network traffic based on preset security rules. Firewalls are paramount in shielding networks from unauthorized access, harmful activities, and potential threats.

Carried unanimously by a vote of 6 – 0

RFP 2425-23-S-29 CAT 1 INTERNET ACCESS (E-RATE)

Mr. Jim Johnson, seconded by Ms. Diann Scroggins, motioned for the Wichita Falls Independent School District Board of Trustees award RFP 2425-23-S-29 CAT1 Internet Access (E-Rate) to Zayo Group for a total cost to the district of \$29,707 (3-years) as submitted by Leah Horton, Chief Financial Officer, and as recommended by Dr. Donny Lee, Superintendent of Schools. The RFP was advertised twice in the Times Record News, and issued on WFISD’s electronic bidding platform as well as on the Universal Service Administrative Company (USAC) Portal, as required by law. Ten (10) vendors viewed the bid with three (3) submitting responses. All responses were evaluated by Curtis Shahan, Director of Technology, and Melissa Varazlic, Infrastructure Manager, as well as verified by the District’s e-rate consultant. Zayo Group is the recommended vendor for the Internet Access with an RFP score of 83.25. In addition to being the recommended vendor by the final RFP scoring, Zayo is also the lowest priced.

Carried unanimously by a vote of 6 – 0

SCHOOL ADMINISTRATION:

SOCIAL AND EMOTIONAL SERVICES UPDATE

Ms. Tabitha Eastman, Director of Social and Emotional Service, gave a detailed presentation on the many facets of the Social and Emotional Services Department. She introduced Ms. Jessica Dixon and Ms Katie Nolan, High School College and Career Advisors. They covered the many thing they do to help students prepare for their life after high school.

HUMAN RESOURCES:

TEACHER APPLICANT POOL

No Applicant Pool

BOARD MATTERS:

RECESS:

Mr. Mark Lukert, board president, recessed to go into closed session at 7:08 pm.

CLOSED SESSION:

1. Personnel Matters Including the Appointment, Evaluation, Reassignment, Duties, Discipline, Dismissal and/or Compensation of Individual District Employees (Pursuant to Texas Government Code 551.074)
2. Discussion regarding Real Property/Construction (Pursuant to Texas Government Code Section 551.072)

ADJORNMENT:

With no other action to take, Mr. Mark Lukert, board president, adjourned the meeting from Closed Session at 8:32 pm.

President, Board of Trustees

Secretary, Board of Trustees