



**Agenda of Special Session
March 7, 2023
The Board of Trustees
Wichita Falls Independent School District**

In Compliance with the Texas Government Code, Chapter 551, Subchapter C, the Board of Trustees of the Wichita Falls Independent School District will meet for a Special Session at 12:00 PM, on March 7, 2023, in the Board Room at the Education Center, 1104 Broad St, Wichita Falls, TX 76301.

The subjects to be discussed, considered, or upon which any formal action may be taken are as listed below. Items do not have to be taken in the order shown on this meeting notice.

I. CALL TO ORDER AND OPENING STATEMENT	
II. INVOCATION	
III. PUBLIC COMMENT	
Public comments at Special Sessions are limited to items listed on the agenda.	
IV. REPORTS OR SPECIAL DISCUSSION ITEMS	
A. Construction Update for WF Legacy High School and WF Memorial High School	
V. FINANCIAL SERVICES	
A. Budget Update	3
B. Financial Reports as of January 31, 2023	7
C. Budget Amendments	23
VI. HUMAN RESOURCES	
A. Personnel Report	29
B. Applicant Pool	
VII. BOARD MATTERS	
A. Minutes	31
B. Closed Session:	
1. Personnel Matters Including the Appointment, Evaluation, Reassignment, Duties, Discipline, Dismissal and/or Compensation of Individual District Employees (<i>Pursuant to Texas Government Code 551.074</i>)	
2. Deliberations Regarding Superintendent's Recommendation Concerning the Renewal of One-Year Term or Probationary Contracts of Employment as Noted on the List Provided by Administration for Certified/Non-Certified Administrators, Teachers, and Professionals (<i>Pursuant to Texas Government Code 551.074</i>)	
VIII. OPEN SESSION	
A. Consideration and Possible Action Concerning the Renewal of One-Year Term or Probationary Contracts of Employment as Noted on the List Provided by Administration for Certified/Non-Certified Administrators, Teachers, and Professionals	
IX. ADJOURNMENT	

If, during the course of the meeting, discussion of any item on the agenda should be held in a closed meeting, the Board will conduct a closed meeting in accordance with the Texas Open Meetings Act, Government Code, Chapter 551, Subchapters D and E. Before any closed meeting is convened, the presiding officer will publicly identify the section or sections of the Act authorizing the closed meeting. All final votes, actions, or decisions will be taken in open meeting.

For the Board of Trustees

WICHITA FALLS ISD BOARD OF TRUSTEES
March 7, 2023

Agenda Item:	Budget Update		
Administrator Responsible:	Leah Horton, Chief Financial Officer		
Attachments:	TEA Summary of Finance		
<input type="checkbox"/> Action Needed	<input type="checkbox"/> Future Action	<input type="checkbox"/> Presentation	<input checked="" type="checkbox"/> Report

Administrative Recommendation:

That the Wichita Falls Independent School District Board of Trustees receives and discusses the updated 2022-2023 budgeted revenue as submitted by Leah Horton, Chief Financial Officer, and as recommended by Dr. Donny Lee, Superintendent of Schools.

Explanation:

The Texas Education Agency has received and applied a downward adjustment to the legislative planning estimate ADA from 13,101 to 12,000 for the 2022-2023 school year. The downward adjustment lowers the Foundation School Fund revenue from \$67,178,302 to \$58,179,635. The Available School Fund revenue is still projected at \$7,674,455.

The Wichita Falls Independent School District budgeted 2022-2023 Foundation School Fund revenue at \$51,267,591 and Available School Fund revenue at \$5,498,654.

A budget revision increase to the Foundation School Fund revenue for \$4,519,000 and Available School Fund revenue for \$1,501,000 will balance the 2022-2023 budget.

Fiscal Note:

Revenue Budget Revisions are included in the Budget Amendments agenda item.

WICHITA FALLS ISD (243905)

Last Update: FEB 21, 2023

Payment Cycle: Preliminary

Payment Class: 2

Run Id: 39851

Funding Elements			
Students		LPE	DPE
1.	Refined Average Daily Attendance (ADA)	12,000.000	12,000.000
2.	Regular Program ADA (Ref ADA - Spec Ed FTEs - CT FTEs)	10,828.204	10,828.204
3.	Special Education FTEs	474.957	474.957
4.	Career & Technology FTEs	696.839	696.839
5.	Weighted ADA (WADA)	17,037.828	17,037.828
Property Values		LPE	DPE
6.	2021 (prior tax year) State Certified Property Value	\$4,965,475,442	\$4,932,251,136
7.	2022 (current tax year) State Certified Property Value (2021 State Certified Property Value * 1.0436)	\$5,524,442,489	\$5,524,442,489
Tax Rates and Collections		LPE	DPE
8.	2022 (current tax year) M&O Tax Rate	\$0.8715	\$0.8715
9.	2022 (current tax year) Tier one M&O Tax Rate	\$0.8215	\$0.8215
10.	Maximum Compressed Tax Rate	\$0.8215	\$0.8215
11.	2022-2023 M&O Tax Collections (2021-2022 M&O tax collections * 1.0436)	\$47,315,273	\$47,315,273
12.	2022 (current tax year) I&S Tax Rate	\$0.4250	\$0.4250
13.	2022-2023 I&S Tax Collections	\$21,678,231	\$21,678,231
14.	2022-2023 Total Tax Collections	\$68,993,504	\$68,993,504
15.	2022-2023 Total Tax Levy	\$68,993,504	\$68,993,504
Funding Components		LPE	DPE
16.	District Basic Allotment * TR / MCR	\$6,160	\$6,160
17.	ASF ADA	12,191.002	12,191.002
18.	Per Capita Rate	\$629.518	\$629.518

Program Intent Codes - Allotments		LPE	DPE
Tier One Subchapter B and C Allotments			
19.	11-Regular Program Allotment 48.051	\$66,701,737	\$66,701,737
20.	Small and Mid-Size Allotment 48.101	\$0	\$0
21.	23-Special Education Adjusted Allotment 48.102 (spend 55% of amount)	\$14,888,568	\$14,888,568
22.	37-Dyslexia Allotment 48.103 (spend 100% of amount)	\$520,520	\$520,520
23.	24-Compensatory Education Allotment 48.104 (spend 55% of amount)	\$13,696,615	\$13,696,615
24.	25-Bilingual Education Allotment 48.105 (spend 55% of amount)	\$708,400	\$708,400
25.	22-Career and Technology Allotment 48.106 (spend 55% of amount)	\$5,800,545	\$5,800,545
26.	11-Public Education Grant 48.107	\$0	\$0
27.	36-Early Education Allotment 48.108 (spend 100% of amount)	\$1,977,360	\$1,977,360
28.	21-Gifted & Talented Adjusted Allotment 48.109 (spend 100% of amount)	\$257,053	\$257,053
29.	38-CCMR Outcomes Bonus 48.110 (spend 55% of amount)	\$217,000	\$217,000
30.	Fast growth allotment 48.111	\$0	\$0
31.	Teacher Incentive Allotment 48.112	\$12,451	\$12,451
32.	Mentor Program Allotment 48.114	\$0	\$0
33.	School Safety Allotment 42.168	\$116,640	\$116,640
Tier One Subchapter D Allotments			
34.	99-Transportation Allotment 48.151	\$743,207	\$743,207
35.	99-New Instructional Facility Allotment 48.152	\$0	\$0
36.	Dropout Recovery and Residential Placement Facility Allotment 48.153	\$0	\$0
37.	Tuition Allotment for Districts not Offering all Grade Levels 48.154	\$0	\$0
38.	College Preparation Assessment Reimbursement 48.155	\$44,317	\$44,317
39.	Certification Examination Reimbursement 48.156	\$20,364	\$20,364
40.	Total Cost of Tier One	\$105,704,777	\$105,704,777
41.	Local Fund Assignment	(\$45,383,295)	(\$45,383,295)
42.	Per Capita Distribution from Available School Fund (ASF)	(\$7,674,455)	(\$7,674,455)

Foundation School Program (FSP) State Funding		LPE	DPE
43.	FSP State Share of Tier One (Total Cost of Tier One - Local Fund Assignment - ASF)	\$52,647,027	\$52,647,027
44.	Tier Two	\$5,532,608	\$5,532,608
45.	Other Programs	\$0	\$0
46	Total FSP Operations Funding	\$58,179,635	\$58,179,635
State Aid by Fund Code / Object Code - Funding Source		LPE	DPE
M&O State Aid			
47.	199/5812 - Foundation School Fund	\$58,179,635	\$58,179,635
48.	199/5811 - Available School Fund	\$7,674,455	\$7,674,455
I&S State Aid			
49.	599/5829 - EDA	\$319,528	\$319,528
50.	599/5829 - Instructional Facilities Allotment (Bond)	\$0	\$0
51.	199/5829 - Instructional Facilities Allotment (Lease Purchase)	\$0	\$0
52.	Additional State Aid for Homestead Exemption (ASAHE) for Facilities	\$931,516	\$931,516
53.	TOTAL FSP/ASF STATE AID	\$67,105,134	\$67,105,134
Local Revenue in Excess of Entitlement			
54.	Local Revenue in Excess of Entitlement	(\$0)	(\$0)

WICHITA FALLS ISD BOARD OF TRUSTEES
March 7, 2023

Agenda Item:	Financial Reports as of January 31, 2023
Administrator Responsible:	Leah Horton, Chief Financial Officer
Attachments:	Financials
<input checked="" type="checkbox"/> Action Needed	<input type="checkbox"/> Future Action <input type="checkbox"/> Presentation <input type="checkbox"/> Report

Administrative Recommendation:

That the Wichita Falls Independent School District Board of Trustees approves the attached year-to-date financial reports and investment reports as submitted by Leah Horton, Chief Financial Officer, and as recommended by Dr. Donny Lee, Superintendent of Schools.

Explanation:

The following attachments report the revenue and expenditure position through January 31, 2023 for all funds. The current year column is reported as of the approved budget.

The “Year-to-Date Revenues & Expenses Comparison” report details the components of revenue and functional expenditures for the General Fund, Food Service, and Debt Service Fund.

For the General Fund, the Year-to-Date Budget vs. Actual shows the prior year actual, current budget, actual revenue and expenditures to date with the remaining amount left in each category. The prior year actual is provided for comparison to the current budget.

The attached financial reports represent 7 months of operations, 58.33% of the fiscal year. As of January, 31st, of last year, the district had collected 56.30% of projected revenues, as compared to 58.43% for 2022-2023. Expenditures for 2022-2023 were 36.35% of budget, as compared to 24.17% for 2021-2022.

For the General Fund revenues were 60.67% last year as compared to 64.88% this year. Expenditures were 58.20% last year as compared to 48.32% this year.

For the Food Service Fund revenues were 74.77% last year as compared to 71.97% this year. Expenditures were 59.77% last year as compared to 50.95% this year.

For the Debt Service Fund revenues were 77.26% last year as compared to 84.26% this year. Expenditures were 99.29% last year as compared to 99.99% this year.

Investments:

Leah Horton, Chief Financial Officer, hereby certifies that the following Investment Report represents the investment position of the school district as of the noted date in compliance with the Board approved Investment Policy, the Public Funds Investment Act (Texas Government Code 2256), and, Generally Accepted Accounting Principles (GAAP).

WICHITA FALLS INDEPENDENT SCHOOL DISTRICT
FINANCIAL SUMMARY
JANUARY 31, 2023

	2021-2022			2022-2023		
	CURRENT BUDGET	ACTUAL YEAR TO DATE	% OF CURRENT BUDGET	CURRENT BUDGET	ACTUAL YEAR TO DATE	% OF CURRENT BUDGET
REVENUE:						
GNL. OPERATING	\$127,256,630	\$77,153,478	60.63%	\$114,666,818	\$74,358,638	64.85%
ATHLETICS	\$370,000	\$278,996	75.40%	\$365,000	\$274,250	75.14%
General Fund	\$127,626,630	\$77,432,474	60.67%	\$115,031,818	\$74,632,888	64.88%
SP. EDUCATION	\$4,598,153	\$1,825,122	39.69%	\$3,949,618	\$1,386,849	35.11%
VOCATIONAL	\$218,909	\$92,484	42.25%	\$234,453	\$56,456	24.08%
CONS. APPLIC.	\$8,671,334	\$2,119,150	24.44%	\$8,320,587	\$1,478,941	17.77%
OTHER SP. REV.	\$43,147,171	\$6,059,612	14.04%	\$39,973,015	\$8,985,524	22.48%
Special Revenues	\$56,635,566	\$10,096,368	17.83%	\$52,477,673	\$11,907,770	22.69%
FOOD SERVICE	\$8,047,707	\$6,017,400	74.77%	\$7,503,819	\$5,400,538	71.97%
INT & SINKING	\$21,187,181	\$16,369,168	77.26%	\$21,756,639	\$18,331,297	84.26%
CONSTRUCTION FUND	\$13,700,602	\$18,005,782	131.42%	\$175,000	\$4,793,888	2739.36%
INTERNAL SERVICE	\$0	\$103	0.00%	\$0	\$9,948	0.00%
TOTAL REVENUE	\$227,197,687	\$127,921,295	56.30%	\$196,944,949	\$115,076,329	58.43%
EXPENDITURES:						
GNL. OPERATING	\$132,000,909	\$76,893,161	58.25%	\$118,736,339	\$57,321,327	48.28%
ATHLETICS	\$1,424,000	\$765,167	53.73%	\$1,262,000	\$663,161	52.55%
General Fund	\$133,424,909	\$77,658,328	58.20%	\$119,998,339	\$57,984,487	48.32%
SP. EDUCATION	\$4,598,153	\$2,278,035	49.54%	\$3,949,618	\$2,092,966	52.99%
VOCATIONAL	\$218,909	\$106,074	48.46%	\$234,453	\$80,556	34.36%
CONS. APPLIC.	\$8,671,334	\$2,710,261	31.26%	\$8,320,587	\$2,386,690	28.68%
OTHER SP. REV.	\$43,961,331	\$7,332,866	16.68%	\$40,861,856	\$14,845,361	36.33%
Special Revenues	\$57,449,727	\$12,427,237	21.63%	\$53,366,514	\$19,405,573	36.36%
FOOD SERVICE	\$7,842,999	\$4,687,905	59.77%	\$7,276,219	\$3,707,362	50.95%
INT & SINKING	\$19,357,366	\$19,219,627	99.29%	\$21,995,847	\$21,993,345	99.99%
CONSTRUCTION FUND	\$285,157,136	\$7,480,476	2.62%	\$267,696,279	\$67,811,061	25.33%
INTERNAL SERVICE	\$478,368	\$250,757	52.42%	\$435,080	\$239,570	55.06%
TOTAL EXPEND.	\$503,710,506	\$121,724,330	24.17%	\$470,768,278	\$171,141,398	36.35%

WICHITA FALLS INDEPENDENT SCHOOL DISTRICT
 FINANCIAL SUMMARY
 JANUARY 31, 2023

FUND	INVESTMENTS	CHECKING ACCOUNT	1/31/2022 TOTAL CASH	INVESTMENTS	CHECKING ACCOUNT	1/31/2023 TOTAL CASH
GNL. OPERATING	45,770,070	6,560,104	52,330,175	58,257,933	11,034,667	69,292,600
ATHLETICS	-	30,690	30,690	-	41,918	41,918
SPECIAL REVENUES	-	(2,357,821)	(2,357,821)	-	(6,919,694)	(6,919,694)
FOOD SERVICE	2,601,337	149,748	2,751,086	6,808,622	119,569	6,928,191
INT & SINKING	1,218,709	1,368	1,220,077	1,188,039	618	1,188,657
CONSTRUCTION FUND	277,542,288	728,052	278,270,339	183,939,252	908,165	184,847,417
INTERNAL SERVICE	561,482	(1,561,524)	(1,000,042)	572,431	(1,917,629)	(1,345,198)
PAYROLL	-	112,835	112,835	-	87,974	87,974
TOTAL	\$ 327,693,887	\$ 3,663,453	\$ 331,357,340	250,766,276	3,355,588	254,121,864

GENERAL FUND

**WICHITA FALLS INDEPENDENT SCHOOL DISTRICT
YEAR TO DATE REVENUES AND EXPENSES COMPARISON
JANUARY 2022 and JANUARY 2023**

7 months has passed = 58.33%		2021-2022			2022-2023			CURRENT MONTH
	CURRENT BUDGET	YEAR TO DATE ACTUAL	YEAR TO DATE %	CURRENT BUDGET	YEAR TO DATE ACTUAL	YEAR TO DATE %		
Revenues								
5700	Local Revenues	\$ 48,246,906	\$ 37,118,395	76.93%	\$ 48,600,776	\$ 36,427,440	74.95%	11,999,425
5800	State Revenues	75,570,036	36,165,881	47.86%	62,817,597	37,055,417	58.99%	665,947
5900	Federal Revenues	3,479,486	4,124,025	118.52%	3,240,670	1,145,248	35.34%	155,146
	Total Revenues	\$ 127,296,428	\$ 77,408,301	60.81%	\$ 114,659,042	\$ 74,628,105	65.09%	\$ 12,820,518
Expenses by Function								
11	Instruction	\$ 75,965,911	\$ 43,706,610	57.53%	\$ 72,078,371	\$ 34,531,439	47.91%	4,438,472
12	Instr. Resources/Media	1,576,222	885,992	56.21%	1,500,337	569,824	37.98%	66,754
13	Curriculum Dev. & Staff Dev	1,465,820	768,551	52.43%	861,074	288,405	33.49%	41,468
21	Instructional Leadership	2,799,512	1,507,108	53.83%	2,031,731	1,014,323	49.92%	152,474
23	School Leadership	7,927,159	4,552,555	57.43%	7,629,932	3,911,165	51.26%	511,306
31	Guidance, Counseling & Evaluation Svcs	5,634,329	3,199,724	56.79%	4,034,879	1,995,013	49.44%	228,932
32	Social Work Services	520,170	283,338	54.47%	439,079	205,538	46.81%	29,297
33	Health Services	1,968,348	1,109,584	56.37%	1,950,871	756,178	38.76%	96,958
34	Student Transportation	2,621,500	1,859,018	70.91%	3,019,800	1,752,521	58.03%	346,518
35	Food Service	-	0	0.00%	-	14,106	0.00%	0
36	Co-Curricular/Extracurricular	3,898,224	2,122,238	54.44%	4,196,188	1,850,140	44.09%	245,397
41	General Administration	4,705,610	2,514,760	53.44%	3,653,130	1,840,372	50.38%	244,103
51	Plant Maint. & Operations	12,301,680	6,878,601	55.92%	12,092,202	6,711,770	55.50%	1,086,351
52	Security & Monitoring	976,531	401,816	41.15%	893,932	422,627	47.28%	54,818
53	Data Processing Services	3,705,700	2,503,532	67.56%	3,397,787	1,628,851	47.94%	175,090
61	Community Services	13,300	10,370	77.97%	13,918	11,158	80.17%	9
71	Debt Service	1,325,262	204,071	15.40%	1,184,062	122,062	10.31%	11,438
81	Facilities Acquisition & Construction	5,108,412	674,829	13.21%	-	-	0.00%	-
93	Payments to Fiscal Agent of SSA	37,130	-	0.00%	100,000	-	0.00%	-
95	Payments to JJAEP	20,000	16,518	82.59%	40,000	8,342	20.86%	2,365
99	Intergovernmental Charges	679,090	308,145	45.38%	706,046	350,654	49.66%	(0)
	Total Expenditures	\$ 133,249,909	\$ 73,507,361	55.17%	\$ 119,823,339	\$ 57,984,487	48.39%	\$ 7,731,748
Other Sources and (Uses)								
7900	Non-Operating Resources	330,202	24,173	7.32%	372,776	4,783	1.28%	-
8900	Other Uses-Non-operating	(175,000)	(4,150,967)	2371.98%	(175,000)	-	0.00%	-
	Total Other Sources and Uses	\$ 155,202	\$ (4,126,794)	2658.98%	\$ 197,776	\$ 4,783	2.42%	\$ -
	Net Change in Fund Balance	\$ (5,798,279)	\$ (225,854)	3.90%	\$ (4,966,521)	\$ 16,648,401	335.21%	\$ 5,088,770

WICHITA FALLS INDEPENDENT SCHOOL DISTRICT
YEAR TO DATE GENERAL FUND REVENUES COMPARISON
JANUARY 2022 and JANUARY 2023

		2021-2022			2022-2023			Current Month
		BUDGET	ACTUAL	%	BUDGET	ACTUAL	%	
Local Revenues								
5711	Current year tax levy	46,259,864	\$ 35,551,212	76.85%	46,542,933	\$ 34,386,562	73.88%	11,703,319
5712	Taxes-delinquent	773,144	599,508	77.54%	772,340	553,602	71.68%	27,650
5719	Tax penalties & interest	478,098	201,158	42.07%	483,767	219,723	45.42%	29,508
5735	Summer school tuition	-	-	0.00%	-	-	0.00%	-
5739	Tuition and Fess Local	30,000	46,772	155.91%	90,000	13,244	14.72%	5,762
5742	Interest income	80,000	33,350	41.69%	85,000	647,967	762.31%	195,559
5743	Facilities rental	105,800	287,474	271.71%	100,000	61,500	61.50%	6,723
5744	Gifts and local grants	-	-	0.00%	-	150,000	0.00%	-
5745	Insurance Proceeds	-	-	0.00%	-	-	0.00%	-
5749	Miscellaneous revenue	144,000	108,974	75.68%	144,000	99,546	69.13%	9,211
5755	Enterprise Revenue	7,000	9,589	136.99%	12,736	8,206	64.43%	1,627
	Local revenues to date before Athletics	47,877,906	36,838,037	76.94%	48,230,776	36,140,350	74.93%	\$ 11,979,359
5752	Scoreboard Fund	19,000	17,602	92.64%	20,000	22,460	112.30%	-
5752	Athletics Fund ticket sales	350,000	262,756	75.07%	350,000	264,630	75.61%	20,066
	Total local revenues to date	48,246,906	37,118,395	76.93%	48,600,776	36,427,440	74.95%	\$ 11,999,425
State Revenues								
5811	Available School Fund	2,577,227	1,285,782	49.89%	5,498,654	2,828,108	51.43%	268,606
5812	Foundation entitlements	67,016,593	30,889,236	46.09%	51,267,591	31,205,392	60.87%	-
5819	Other FSP Programs	-	128,804	0.00%	-	-	0.00%	-
5829	Misc. state programs	-	-	0.00%	-	-	0.00%	-
5831	TRS On-behalf	5,976,216	3,862,059	64.62%	6,051,352	3,021,917	49.94%	397,341
	Total state revenues to date	75,570,036	36,165,881	47.86%	62,817,597	37,055,417	58.99%	665,947
Federal Revenues								
5919	Other Federal Revenues	272,707	-	0.00%	125,000	-	0.00%	-
5927	Indirect costs	-	-	0.00%	-	-	0.00%	-
5929	Miscellaneous Federal Revenue	217,600	3,747,500	1722.20%	270,000	32,940	12.20%	3,803
5931	SHARS Revenue	2,664,679	205,537	7.71%	2,527,670	1,034,558	40.93%	139,780
5931	SHARS Revenue-Deferred	-	-	0.00%	-	-	0.00%	-
5941	Impact Aid	140,000	80,931	57.81%	140,000	-	0.00%	-
5946	ROTC salary reimbursement	184,500	90,057	48.81%	178,000	77,750	43.68%	11,563
	Total federal revenues to date	3,479,486	4,124,025	118.52%	3,240,670	1,145,248	35.34%	155,146
Non-Operating Resources								
7912	Sale of assets	50,000	24,173	48.35%	30,000	4,783	15.94%	-
7915	Transfers from Other Funds	280,202	-	0.00%	342,776	-	0.00%	-
	Total non-operating resources	330,202	24,173	7.32%	372,776	4,783	1.28%	-
GRAND TOTAL - GENERAL FUND		\$ 127,626,630	\$ 77,432,474	60.67%	\$ 115,031,818	\$ 74,632,888	64.88%	\$ 12,820,518

FOOD SERVICE FUND

**WICHITA FALLS INDEPENDENT SCHOOL DISTRICT
YEAR TO DATE REVENUES AND EXPENSES COMPARISON
JANUARY 2022 and JANUARY 2023**

7 months has passed = 58.33%		2021-2022			2022-2023			CURRENT MONTH
	CURRENT BUDGET	YEAR TO DATE ACTUAL	YEAR TO DATE %	CURRENT BUDGET	YEAR TO DATE ACTUAL	YEAR TO DATE %		
Revenues								
5700	Local Revenues	1,327,273	\$ 372,030	28.03%	830,901	\$ 951,982	114.57%	184,529
5800	State Revenues	36,000	-	0.00%	36,000	-	0.00%	-
5900	Federal Revenues	6,356,953	5,497,227	86.48%	6,309,437	4,287,980	67.96%	1,037,224
5900	After School Supper Program	272,175	148,082	54.41%	272,175	160,098	58.82%	25,162
5900	After School Snack Program	55,306	-	0.00%	55,306	-	0.00%	-
	Total Revenues	\$ 8,047,707	\$ 6,017,339	74.77%	\$ 7,503,819	\$ 5,400,060	71.96%	\$ 1,246,915
Expenses by Function								
35	Food Service	\$ 7,562,796	\$ 4,687,905	61.99%	\$ 6,933,443	\$ 3,707,362	53.47%	687,755
51	Plant Maint. & Operations	-	-	0.00%	-	-	0.00%	-
81	Facilities Acquisition & Construction	-	-	0.00%	-	-	0.00%	-
	Total Expenditures	\$ 7,562,796	\$ 4,687,905	61.99%	\$ 6,933,443	\$ 3,707,362	53.47%	\$ 687,755
Other Sources and (Uses)								
7900	Non-Operating Resources	\$ -	\$ 61	0.00%	\$ -	\$ 478	0.00%	-
8900	Other Uses-Non-operating	(280,203)	-	0.00%	(342,776)	-	0.00%	-
	Total Other Sources and Uses	\$ (280,203)	\$ 61	0.02%	\$ (342,776)	\$ 478	0.14%	\$ -
	Net Change in Fund Balance	\$ 204,708	\$ 1,329,495	649.46%	\$ 227,600	\$ 1,693,176	743.93%	\$ 559,160

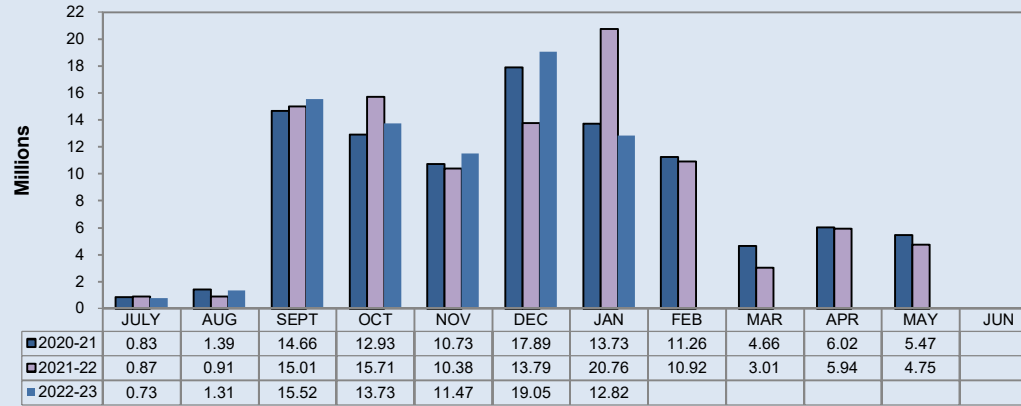
**DEBT SERVICE AND
CAPITAL PROJECTS FUNDS**

**WICHITA FALLS INDEPENDENT SCHOOL DISTRICT
YEAR TO DATE REVENUES AND EXPENSES COMPARISON
JANUARY 2022 and JANUARY 2023**

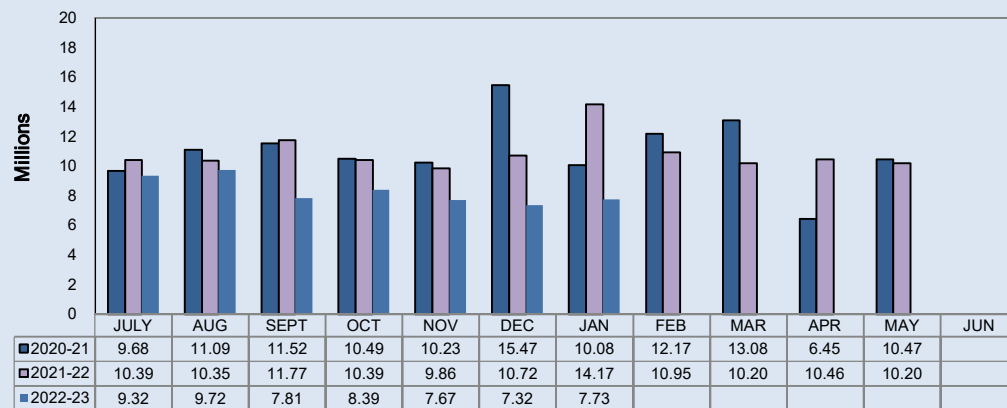
DEBT SERVICE FUND 7 months has passed = 58.33%		2021-2022			2022-2023			CURRENT MONTH
		CURRENT BUDGET	YEAR TO DATE ACTUAL	YEAR TO DATE %	CURRENT BUDGET	YEAR TO DATE ACTUAL	YEAR TO DATE %	
Revenues								
5700	Local Revenues	21,169,093	\$ 16,211,991	76.58%	21,756,639	\$ 17,100,067	0.00%	5,769,827
5800	State Revenues	18,088	157,177	868.96%	-	1,231,230	0.00%	-
5900	Federal Revenues	-	-	0.00%	-	-	0.00%	-
Total Revenues		\$ 21,187,181	\$ 16,369,168	77.26%	\$ 21,756,639	\$ 18,331,297	84.26%	\$ 5,769,827
Expenses by Function								
71	Debt Service	\$ 19,357,366	\$ 19,219,626	99.29%	\$ 21,995,847	\$ 21,993,345	99.99%	16,727,173
Total Expenditures		\$ 19,357,366	\$ 19,219,626	99.29%	\$ 21,995,847	\$ 21,993,345	99.99%	\$ 16,727,173
Other Sources and (Uses)								
7900	Non-Operating Resources	\$ -	\$ -	0.00%	\$ -	\$ -	0.00%	-
Total Other Sources and (Uses)		\$ -	\$ -	0.00%	\$ -	\$ -	0.00%	\$ -
Net Change in Fund Balance		\$ 1,829,815	\$ (2,850,458)	155.78%	\$ (239,208)	\$ (3,662,048)	1530.91%	\$ (10,957,346)
CAPITAL PROJECTS FUND 7 months has passed = 58.33%								
		CURRENT BUDGET	YEAR TO DATE ACTUAL	YEAR TO DATE %	CURRENT BUDGET	YEAR TO DATE ACTUAL	YEAR TO DATE %	CURRENT MONTH
Revenues								
5700	Local Revenues - Interest Income	-	\$ 154,213	0.00%	-	\$ 2,668,154	0.00%	398,704
5700	Local Revenues - Gift & Bequests	-	-	0.00%	-	2,125,734	0.00%	500,000
5800	State Revenues	-	-	0.00%	-	-	0.00%	-
5900	Federal Revenues							
Total Revenues		\$ -	\$ 154,213	0.00%	\$ -	\$ 4,793,888	0.00%	\$ 898,704
Expenses by Function								
11	Instruction	-	-	0.00%	-	-	0.00%	-
51	Plant M&O	-	-	0.00%	-	-	0.00%	-
71	Debt Services	115,602	113,710	98.36%	-	-	0.00%	-
81	Facilities Acquisition & Construction	285,041,534	7,366,766	2.58%	267,696,279	67,811,061	25.33%	14,686,195
Total Expenditures		\$ 285,157,136	\$ 7,480,476	2.62%	\$ 267,696,279	\$ 67,811,061	25.33%	\$ 14,686,195
Other Sources and (Uses)								
7900	Non-Operating Resources	13,700,602	17,851,569	130.30%	175,000	-	0.00%	-
8900	Other Uses-Non-operating	-	-	0.00%	-	-	0.00%	-
Total Other Sources and (Uses)		\$ 13,700,602	\$ 17,851,569	130.30%	\$ 175,000	\$ -	0.00%	\$ -
Net Change in Fund Balance		\$ (271,456,534)	\$ 10,525,306	3.88%	\$ (267,521,279)	\$ (63,017,173)	23.56%	\$ (13,787,491)

**Board Graphs
JANUARY 31, 2023**

General Fund Revenues by Month

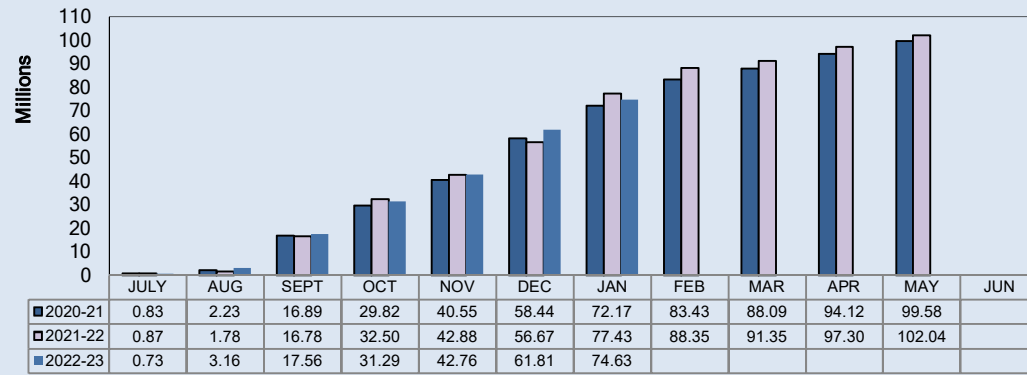


General Fund Expenditures by Month

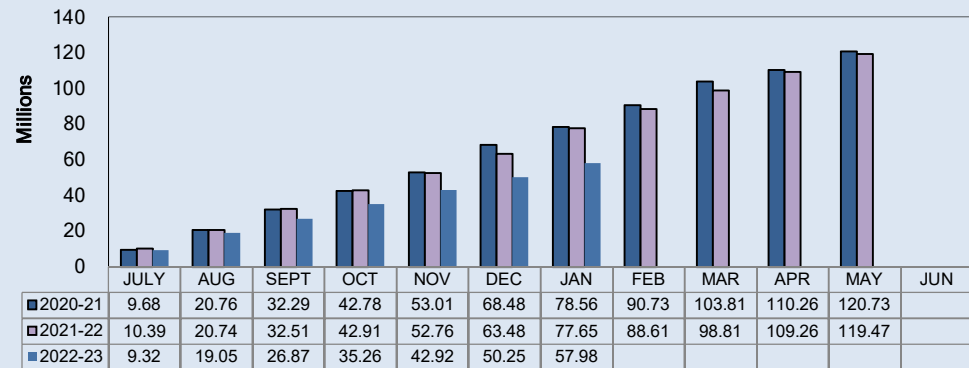


**Board Graphs
JANUARY 31, 2023**

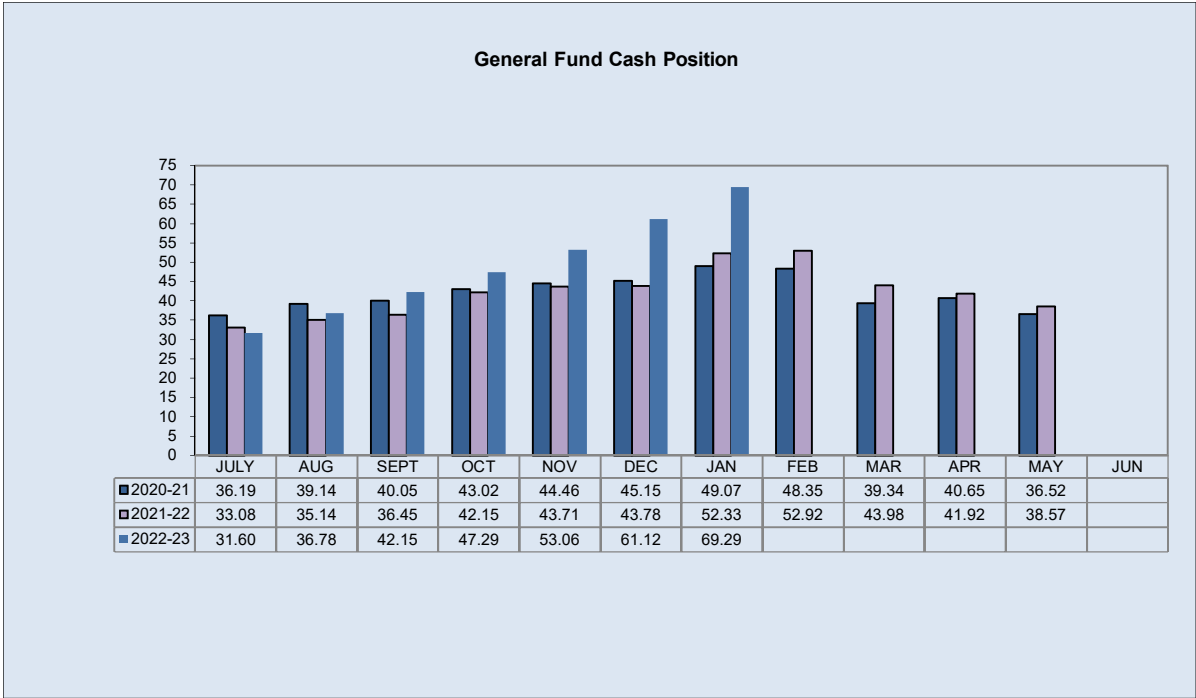
**General Fund Revenues
Cumulative Year To Date Totals**



**General Fund Expenditures
Cumulative Year to Date Totals**



**Board Graphs
JANUARY 31, 2023**



**WICHITA FALLS ISD
Investments Report
January 31, 2023**

	YIELD	PAR VALUE	PURCHASE	CURRENT	MARKET VALUE	INTEREST	INTEREST
INVESTMENTS	RATE		COST	BOOK VALUE	@ 1/31/2023	CURRENT MONTH	YEAR TO DATE
GENERAL OPERATING FUND							
American National MMKT	0.9000%	\$3,352,423.82	\$3,352,423.82	\$3,352,423.82	\$3,352,423.82	\$2,560.58	\$16,505.45
TexasTERM Balance	4.3600%	\$1,185,164.40	\$1,185,164.40	\$1,185,164.40	\$1,185,164.40	\$4,373.82	\$20,942.17
TEXPOOL BALANCE	4.2443%	\$41,174,970.21	\$41,174,970.21	\$41,174,970.21	\$41,174,970.21	\$142,711.37	\$390,629.50
TEXPOOL Prime BALANCE	4.5200%	\$3,008,868.76	\$3,008,868.76	\$3,008,868.76	\$3,008,868.76	\$11,506.68	\$56,391.87
TEXPOOL TMN BALANCE	4.2443%	\$0.00	\$0.00	\$0.00	\$0.00	\$0.00	\$0.00
First National Bank -ICS	4.3720%	\$3,208,574.56	\$3,208,574.56	\$3,208,574.56	\$3,208,574.56	\$11,179.50	\$51,862.43
American National CDARS MMKT	0.7500%	\$153,560.41	\$153,560.41	\$153,560.41	\$153,560.41	\$100.91	\$562.58
American National Bank -ICS	4.4900%	\$6,174,370.81	\$6,174,370.81	\$6,174,370.81	\$6,174,370.81	\$23,126.62	\$111,073.30
INTRA-MONTH CD ACTIVITY							
PREVIOUS MONTH'S MATURITIES							\$0.00
TOTAL GENERAL FUND		\$58,257,932.97	\$58,257,932.97	\$58,257,932.97	\$58,257,932.97	\$195,559.48	\$647,967.30
FOOD SERVICE FUND							
TEXPOOL BALANCE	4.2443%	\$6,799,476.71	\$6,799,476.71	\$6,799,476.71	\$6,799,476.71	\$23,475.81	\$97,220.60
TEXPOOL Prime BALANCE	4.5200%	\$9,144.87	\$9,144.87	\$9,144.87	\$9,144.87	\$34.96	\$171.33
INTRA-MONTH CD ACTIVITY							
PREVIOUS MONTH'S MATURITIES							\$0.00
TOTAL FOOD SERVICE FUND		\$6,808,621.58	\$6,808,621.58	\$6,808,621.58	\$6,808,621.58	\$23,510.77	\$97,391.93
INTEREST AND SINKING FUND							
TEXPOOL BALANCE	4.2443%	\$1,186,669.85	\$1,186,669.85	\$1,186,669.85	\$1,186,669.85	\$49,398.95	\$84,851.43
TEXPOOL Prime BALANCE	4.5200%	\$1,369.17	\$1,369.17	\$1,369.17	\$1,369.17	\$5.27	\$25.83
INTRA-MONTH CD ACTIVITY							
PREVIOUS MONTH'S MATURITIES							\$0.00
TOTAL INTEREST AND SINKING FUND		\$1,188,039.02	\$1,188,039.02	\$1,188,039.02	\$1,188,039.02	\$49,404.22	\$84,877.26
BOND CONSTRUCTION FUND							
American National MMKT	0.9000%	\$3,636,065.51	\$3,636,065.51	\$3,636,065.51	\$3,636,065.51	\$2,555.48	\$7,678.77
TEXPOOL BALANCE	4.2443%	\$1,085,242.32	\$1,085,242.32	\$1,085,242.32	\$1,085,242.32	\$7,471.29	\$84,964.45
TEXPOOL Prime BALANCE	4.5200%	\$100,000,488.55	\$100,000,488.55	\$100,000,488.55	\$100,000,488.55	\$382,426.99	\$1,895,197.40
BOND SAFEKEEPING (Bonds/Treasury Notes Investments)		\$79,217,455.49	\$79,217,455.49	\$79,217,455.49	\$79,217,455.49	\$6,250.00	\$680,313.46
INTRA-MONTH CD ACTIVITY							
PREVIOUS MONTH'S MATURITIES							\$0.00
TOTAL BOND CONSTRUCTION FUND		\$183,939,251.87	\$183,939,251.87	\$183,939,251.87	\$183,939,251.87	\$398,703.76	\$2,668,154.08
WORKER'S COMPENSATION FUND							
TEXPOOL BALANCE	4.2443%	\$572,430.93	\$572,430.93	\$572,430.93	\$572,430.93	\$2,056.07	\$9,948.15
PREVIOUS MONTH'S MATURITIES							
TOTAL WORKER'S COMPENSATION FUND		\$572,430.93	\$572,430.93	\$572,430.93	\$572,430.93	\$2,056.07	\$9,948.15
TOTAL WFISD INVESTMENTS & INTEREST EARNINGS		\$250,766,276.37	\$250,766,276.37	\$250,766,276.37	\$250,766,276.37	\$669,234.30	\$3,508,338.72
TEXPOOL HIGHEST BALANCE 01/01/2023:							
GENERAL OPERATING FUND		\$39,353,264.72					
FOOD SERVICE		\$6,419,813.83					
INTEREST & SINKING FUND		\$12,144,687.70					
BOND CONSTRUCTION		\$114,658,409.72					
WORKER'S COMPENSATION		\$570,374.86					
MAINTENANCE TAX NOTE		\$0.00					
TOTAL		\$173,146,550.83	18				

Wichita Falls ISD
Property Tax Collections Report
January 31, 2023

This statement is compiled from the tax collections monthly statement for the month of January 2023 submitted to us by the Wichita County Tax Assessor-Collector, Tommy Smyth.

This statement shows total collections for the month. The breakdown is as follows:

Maintenance & Operations

<u>Original Levy</u>	<u>Adjustments</u>	<u>Adjusted Levy</u>		Jan 2023	FYTD	YTD	2022-23
				Collections	Collected	Collected	Budget
\$ 48,220,148	\$ (259,091.44)	\$ 11,638,130	Current				
\$ 1,737,685	\$ (136,580.64)	\$ 1,451,219	Prior Years				
Current Year				\$12,717,675.14	36,322,926.72	36,322,926.72	\$ 46,542,933
Prior Years				20,719.05	558,082.08	149,885.50	772,340
Penalty, Interest, & Misc Fees Collected				27,157.60	222,927.65	126,861.33	483,767
Refunds				(41,274.92)	(209,073.79)	(180,921.38)	
Adjustments				(58,229.89)	(420,989.71)	(395,672.08)	
Totals				\$12,666,046.98	36,473,872.95	36,023,080.09	47,799,040
Uncollected Levy						\$ 13,089,349	

Interest & Sinking

<u>Original Levy</u>	<u>Adjustments</u>	<u>Adjusted Levy</u>		Jan 2023	FYTD	YTD	2022-23
				Collections	Collected	Collected	Budget
\$ 23,515,276	\$ (126,350.01)	\$ 5,675,507	Current				
\$ 355,736	\$ (66,605.73)	\$ 250,684	Prior Years				
Current Year				\$ 6,201,964.28	\$17,713,418.32	17,713,418.32	\$ 21,533,486
Prior Years				7,255.94	195,501.29	38,446.54	144,744
Penalty, Interest, & Misc Fees Collected				3,439.34	52,438.72	23,867.73	73,410
Refunds				(17,503.30)	(85,005.32)	(74,532.47)	
Adjustments				(28,396.73)	(204,401.18)	(192,955.74)	
Totals				\$ 6,166,759.53	\$17,671,951.83	17,508,244.38	21,751,640
Uncollected Levy	19,015,540					\$ 5,926,191	

YEAR-TO-DATE SUMMARY PART C

002 - WICHITA FALLS I.S.D.

CURRENT YEAR INFORMATION Start Financial Year 09/21/2022 12

Start Value	Start Exemption	Start Taxable	Rate	Calc Start Levy	Actual Start Levy	Start Frozen Loss	Start + Frozen
8,742,377,417	2,927,913,398	5,814,464,019	1.296500	75,384,526.01	71,735,423.72	3,649,099.07	75,384,522.79
Adjusted Value	Adjusted Exemption	Adj Taxable	Rate	Calc Adj Levy	Actual Current Levy	Adj Frozen Loss	Act Levy + Act Frozen
8,738,038,947	2,949,399,156	5,788,639,791	1.296500	75,049,714.89	71,349,982.27	3,697,111.84	75,047,094.11
Start Value	Net Value Adj	Start Value + Net Value Adj			Actual Current Value	Other Loss	
8,742,377,417	(4,338,470)	8,738,038,947			8,738,038,947	2,559.42	
Start Exemption	Net Exmp Adj	Start Exemp + Net Exmp Adj			Actual Current Exemption		
2,927,913,398	21,485,758	2,949,399,156			2,949,399,156		

YEAR	NET START BALANCE	NET MTD ADJ	NET YTD ADJ	NET MTD PAID	NET YTD PAID	CALC BALANCE	REFUNDS DUE	COL %
						AS OF 02/02/2023		
1975	43.23	0.00	0.00	0.00	0.00	43.23	0.00	0.00
1976	9.70	0.00	0.00	0.00	0.00	9.70	0.00	0.00
1977	46.70	0.00	0.00	0.00	0.00	46.70	0.00	0.00
1978	46.70	0.00	0.00	0.00	0.00	46.70	0.00	0.00
1979	155.82	0.00	0.00	0.00	0.00	155.82	0.00	0.00
1980	70.48	0.00	0.00	0.00	0.00	70.48	0.00	0.00
1981	223.19	0.00	0.00	0.00	0.00	223.19	0.00	0.00
1982	236.98	0.00	0.00	0.00	0.00	236.98	0.00	0.00
1983	315.24	0.00	0.00	0.00	0.00	315.24	0.00	0.00
1984	198.27	0.00	0.00	0.00	0.00	198.27	0.00	0.00
1985	345.84	0.00	0.00	0.00	0.00	345.84	0.00	0.00
1986	366.02	0.00	0.00	0.00	0.00	366.02	0.00	0.00
1987	326.70	0.00	0.00	0.00	0.00	326.70	0.00	0.00
1988	243.69	0.00	0.00	0.00	0.00	243.69	0.00	0.00
1989	550.51	0.00	0.00	0.00	0.00	550.51	0.00	0.00
1990	1,121.76	0.00	0.00	0.00	0.00	1,121.76	0.00	0.00
1991	561.42	0.00	0.00	0.00	0.00	561.42	0.00	0.00
1992	579.27	0.00	0.00	0.00	7.66	571.61	0.00	1.32
1993	1,941.55	0.00	0.00	0.00	0.00	1,941.55	0.00	0.00
1994	2,397.90	0.00	0.00	0.00	0.00	2,397.90	0.00	0.00
1995	2,856.19	0.00	0.00	0.00	0.00	2,856.19	0.00	0.00
1996	1,848.64	0.00	0.00	0.00	25.41	1,823.23	(0.08)	1.37
1997	3,129.16	0.00	(1.34)	0.00	0.00	3,127.82	0.00	0.00
1998	3,810.54	0.00	0.00	0.00	0.00	3,810.54	0.00	0.00
1999	4,556.40	0.00	0.00	0.00	0.00	4,556.40	0.00	0.00
2000	4,920.65	0.00	(15.44)	20	0.00	4,902.50	(204.00)	0.05

YEAR-TO-DATE SUMMARY PART C

YEAR	NET START BALANCE	NET MTD ADJ	NET YTD ADJ	NET MTD PAID	NET YTD PAID	CALC BALANCE AS OF 02/02/2023	REFUNDS DUE	COL %
2001	3,686.13	0.00	(23.99)	0.00	102.74	3,559.40	0.00	2.80
2002	4,940.17	0.00	(23.78)	0.00	61.97	4,854.42	(0.01)	1.26
2003	7,804.81	0.00	(29.52)	0.00	30.21	7,745.08	(0.01)	0.38
2004	15,244.39	0.00	(29.52)	0.00	729.55	14,485.32	0.00	4.79
2005	18,963.96	0.00	(29.52)	46.07	1,206.05	17,728.39	0.00	6.36
2006	20,173.23	0.00	(40.75)	0.00	655.80	19,476.68	0.00	3.25
2007	18,193.97	0.00	(25.33)	0.00	355.61	17,813.03	0.00	1.95
2008	17,998.84	0.00	(21.31)	0.00	269.65	17,707.88	0.00	1.49
2009	23,513.28	0.00	(190.24)	0.00	210.29	23,112.75	0.00	0.90
2010	25,320.31	0.00	(191.36)	16.20	355.63	24,773.32	0.00	1.41
2011	30,418.61	0.00	(233.00)	16.27	739.29	29,446.32	0.00	2.44
2012	49,348.76	0.00	(503.15)	16.34	323.24	48,522.37	0.00	0.66
2013	59,131.43	0.00	(586.12)	16.27	1,406.48	57,138.83	0.00	2.40
2014	67,460.11	0.00	(435.64)	15.32	1,271.89	65,752.58	0.00	1.89
2015	65,453.21	0.00	(470.52)	16.61	1,677.27	63,305.42	0.00	2.58
2016	82,639.28	0.00	(553.86)	16.61	2,700.86	79,384.56	0.00	3.29
2017	100,900.97	0.00	(786.91)	16.61	6,624.70	93,489.36	0.00	6.61
2018	151,119.76	0.00	(787.68)	24.16	21,399.89	128,932.19	0.00	14.23
2019	206,793.02	0.00	(746.60)	349.05	38,020.98	168,025.44	0.00	18.45
2020	309,816.20	0.00	(37,379.28)	747.98	47,812.31	224,624.61	0.00	17.54
2021	783,598.55	0.00	(160,081.51)	2,023.62	62,341.85	561,175.19	0.00	9.99
2022	71,735,423.72	0.00	(385,441.45)	603,916.97	54,036,345.04	17,313,637.23	(688.70)	75.73
TOTAL	73,828,845.26	0.00	(588,627.82)	607,238.08	54,224,677.08	19,015,540.36	(892.80)	

WICHITA FALLS INDEPENDENT SCHOOL DISTRICT
 ADA REPORT
 February 17, 2022

	<u>1st Six Weeks</u>	<u>2nd Six Weeks</u>	<u>3rd Six Weeks</u>	<u>4th Six Weeks</u>
Enrollment	13,342	13,263	13,219	13,228
Percent in Attendance	95.02%	93.60%	92.30%	91.70%
Refined Average Daily Attendance	12,183	12,009	11,789	11,683
Career & Tech FTE	707.2	688.8	679.1	652.5
Special Ed FTE	490.8	504.7	498.1	505.4

WICHITA FALLS ISD BOARD OF TRUSTEES
March 7, 2023

Agenda Item: February, 2023 Budget Amendments

Administrator Responsible: Leah Horton, Chief Financial Officer

Attachments: Attachment

Action Needed Future Action Information Report

Administrative Recommendation:

That the Wichita Falls Independent School District Board of Trustees approves the attached budget amendments to the 2022-2023 budgets, as detailed on the attached Budget Amendment report. These amendments are submitted by Leah Horton, Chief Financial Officer, and as recommended by Dr. Donny Lee, Superintendent of Schools.

Explanation:

Budgeted funds that are transferred between functions, as well as increases/decreases to the district's legally adopted budgets, require Board approval in the form of a budget amendment.

Fiscal Note:

General Operating revenues reflect an increase of \$6,020,000 and expenditures reflect no change resulting in a total budgeted surplus of revenues over expenditures of \$1,479.

There are no proposed amendments to the Food Service or Debt Service budgets.

The detail of the proposed amendments and cross-function transfers is reflected on the attached Budget Amendment report.

Memorandum

To: Dr. Donny Lee, Superintendent
From: Leah Horton, Chief Financial Officer
Date: March 7, 2023
Subject: February 2023 Budget Amendments/Revisions

General Operating Fund (199) Please approve the following inter-functional budget transfers:

<u>Campus/Dept.</u>	<u>Amount</u>	<u>From Function</u>	<u>To Function</u>
001 – Hirschi High School			
Band Instructional Needs	\$1,000	36	11
IB Substitute Needs	\$500	11	13
Nurse Supplies	\$352	11	33
002 – Rider High School			
Band Student Travel	\$1,260	11	36
Choir Music	\$550	36	11
004 – Wichita Falls High School			
Choir Fees	\$425	11	36
Band Staff Travel	\$403	11	13
046 – Barwise Middle School			
Instrument Repairs	\$50	36	11
047 – McNiel Middle School			
Staff Dev Subs	\$851	11	13
108 – Cunningham Elementary			
Staff Dev Subs	\$120	11	13
112 – Franklin Elementary			
Staff Dev Subs	\$70	11	13
123 – Sheppard Elementary			
Staff Travel Needs	\$198	23	13
126 – West Foundation Elementary			
Sub for Teacher-UIL	\$235	11	13
703 – Tax Collection/Appraisal			
Increase Appraisal from Estimated			
To Actual	\$8,100	41	99
829 – Community Relations			
Graduation Needs	\$470	41	11
848 – Partners in Education			
Supplies for Events	\$1,117	11	41
860 – Div of Curriculum & Instruction			
Assoc Superintendent Travel	\$1,200	13	21
935 – Special Education			
Reg Day School for the Deaf		24	
Billing Fee	\$4,107	21	93
Itinerant Mileage Needs	\$550	13	11

General Operating Fund (181/199): Please approve the following budget revisions to appropriate additional revenue and expenditures:

<u>Campus/Dept.</u>	<u>Account</u>	<u>Amount</u>
Available School Fund-Revenue Adj	199 R 00 5811 00 000 0 00 000	1,501,000
Foundation School Fund-Revenue Adj	199 R 00 5812 00 000 0 00 000	4,519,000

Attached spreadsheet(s) reflect the impact to the budget.

**Wichita Falls Independent School District
General Operating Fund Budget
Feb-23**

	Original Operating Fund 199 Feb	Proposed Transfers & Revisions Increase/ (Decrease)	Amended Operating Fund 199 Feb
Revenues:			
5700 - Local Revenues	\$ 48,600,776	\$ -	\$ 48,600,776
5800 - State Program Revenues	62,817,597	6,020,000	68,837,597
5900 - Federal Program Revenues	3,240,670	-	3,240,670
Total Revenues	\$ 114,659,043	\$ 6,020,000	\$ 120,679,043
Expenditures			
11 - Instruction	\$ 72,078,371	(3,297)	\$ 72,075,074
12 - Instructional Resources and Media Services	1,500,337	-	1,500,337
13 - Curriculum and Instructional Staff Development	861,074	627	861,701
21 - Instructional Leadership	2,031,731	(2,907)	2,028,824
23 - School Leadership	7,629,932	(198)	7,629,734
31 - Guidance, Counseling and Evaluation Services	4,034,879	-	4,034,879
32 - Social Work Services	439,079	-	439,079
33 - Health Services	1,950,871	352	1,951,223
34 - Student Transportation	4,071,800	-	4,071,800
36 - Cocurricular/Extracurricular Activities	4,196,188	635	4,196,823
41 - General Administration	3,653,130	(7,453)	3,645,677
51 - Plant Maintenance and Operations	12,092,202	-	12,092,202
52 - Security and Monitoring Services	893,932	-	893,932
53 - Data Processing Services	3,397,787	-	3,397,787
61 - Community Services	13,918	34	13,952
71 - Debt Service	1,184,062	-	1,184,062
81 - Facilities Acquisition and Construction	-	-	-
93 - Payments to Fiscal Agent	100,000	4,107	104,107
95 - Payments to JJAEP	40,000	-	40,000
99 - Other Intergovernmental Charges	706,046	8,100	714,146
Total Expenditures	\$ 119,823,339	\$ -	\$ 120,875,339
Other Financing Sources (Uses)			
Sale of Real & Personal Property	\$ 30,000	\$ -	\$ 30,000
Transfer in from Food Service Fund	342,776	-	342,776
Transfer to Capital Projects for Stadium Maintenance	(75,000)	-	(75,000)
Transfer to Capital Projects for Athletics	(50,000)	-	(50,000)
Transfer to Capital Projects for Fine Arts	(50,000)	-	(50,000)
	-	-	-
Excess (Deficiency) of Revenues Over Expenditures	\$ (4,966,521)	\$ 6,020,000	\$ 1,479

**Wichita Falls Independent School District
Food Service Budget
Feb-23**

	Original Child Nutrition Funds 240 & 242 Feb	Increase/ (Decrease)	Amended Child Nutrition Funds 240 & 242 Feb
Revenues:			
Local Revenues	\$ 830,901	\$ -	\$ 830,901
State Program Revenues	36,000	-	36,000
Federal Program Revenues	6,636,918	-	6,636,918
Total Revenues	\$ 7,503,819	\$ -	\$ 7,503,819
Expenditures			
Instruction			
Instructional Resources and Media Services			
Curriculum and Instructional Staff Development			
Instructional Leadership			
School Leadership			
Guidance, Counseling and Evaluation Services			
Health Services			
Student Transportation			
Food Services	\$ 6,933,443	\$ -	\$ 6,933,443
Cocurricular/Extracurricular Activities			
General Administration			
Plant Maintenance and Operations			
Security and Monitoring Services			
Data Processing Services			
Community Services			
Facilities Acquisition and Construction			
Payments to Fiscal Agent			
Other Intergovernmental Charges			
Total Expenditures	\$ 6,933,443	\$ -	\$ 6,933,443
Other Financing Sources (Uses)			
Operating Transfers In			
Operating Transfers Out to General Operating Fund	\$ (342,776)	\$ -	\$ (342,776)
Excess (Deficiency) of Revenues Over Expenditures	\$ 227,600	\$ -	\$ 227,600

**Wichita Falls Independent School District
Debt Service Budget
Feb 2023**

	Original Debt Service Fund 599 Feb	Increase/ (Decrease)	Amended Debt Service Fund 599 Feb
Revenues:			
Local Revenues	\$ 21,756,639	\$ -	\$ 21,756,639
State Program Revenues	0	-	0
Federal Program Revenues	-		
Total Revenues	\$ 21,756,639	\$ -	\$ 21,756,639
Expenditures			
Instruction			
Instructional Resources and Media Services			
Curriculum and Instructional Staff Development			
Instructional Leadership			
School Leadership			
Guidance, Counseling and Evaluation Services			
Health Services			
Student Transportation			
Food Services			
Cocurricular/Extracurricular Activities			
General Administration			
Plant Maintenance and Operations			
Security and Monitoring Services			
Data Processing Services			
Community Services			
Debt Service	\$ 21,995,847	-	\$ 21,995,847
Facilities Acquisition and Construction			
Payments to Fiscal Agent			
Total Expenditures	\$ 21,995,847	\$ -	\$ 21,995,847
Other Financing Sources (Uses)			
Sale of Bonds			
Excess (Deficiency) of Revenues Over Expenditures	\$ (239,208)	\$ -	\$ (239,208)

WICHITA FALLS ISD BOARD OF TRUSTEES
March 7, 2023

Agenda Item:	Monthly Personnel Report		
Administrator Responsible:	Dayna Hardaway, Director of Human Resources		
Attachments:	No Attachment		
<input type="checkbox"/> Action Needed	<input type="checkbox"/> Future Action	<input type="checkbox"/> Presentation	<input checked="" type="checkbox"/> Report

Administrative Recommendation:

That the Wichita Falls Independent School District Board of Trustees reviews the employee resignations/retirements that have been submitted since the last Board meeting. The resignations/retirements have been accepted by Dr. Donny Lee, Superintendent of Schools, in accordance with the requirements of Policy DFE (Local).

Letters of Retirement:

Professionals

- Albus, Karen – Teacher, Crockett (5/27/23)
- Brooks, Kimberly – Teacher, Haynes (5/27/23)
- Cotton, Lauren – Teacher, McNiel (5/27/23)
- Draper, Deanna – Teacher, SPED/Ed Center (5/27/23)
- Fielding, Deborah – Teacher, Jefferson (5/27/23)
- Glenn, James Allen – Teacher, Carrigan (5/27/23)
- Hamilton, Elizabeth – SPED Counselor, Ed Center (5/27/23)
- Hanks, Lenora – Teacher, WFHS (5/27/23)
- Loskot, Paul – Teacher, Rider (5/27/23)
- Marshall, Mary – Teacher, Brook Village (5/27/23)
- Martischnig, Lisa – Teacher, Jefferson (5/27/23)
- Yonts, Sheri – Teacher, Franklin (5/27/23)

Clerical/Auxiliary/Support

Letters of Resignation:

Professionals

- Bates, Karen – Teacher, WFHS (5/27/23)
- Box, Mackenzie – Teacher, Franklin (5/27/23)
- Bryant, Bailey – Teacher, Southern Hills (5/27/23)
- Cotton, Laure – Teacher, McNiel (5/27/23)

Franklin, Rhonda – Teacher, Milam (5/27/23)
Hall, Kenneth – Teacher, Barwise/McNiel (5/27/23)
Johnson, Christian - Teacher, Franklin (5/27/23)
Lara, Michelle – Teacher, Lamar (5/27/23)
Martin, Jessica – Teacher, Zundy (5/27/23)
McConnell, Bridget – Teacher, Kirby (5/27/23)
Miller, Lindsay – Teacher, Lamar (5/27/23)
Nicholes, Diedre – Teacher, Jefferson (5/27/23)
Nielson, Cathy – Teacher, Burgess (5/27/23)
Ornales, Gloria – Teacher, Lamar (5/27/23)
Rodgers, Claire – Teacher, Southern Hills (5/27/23)
Schambs, Stephanie – Teacher, Rider (5/27/23)
Schreck, Kristen – Teacher, Scotland Park (5/27/23)
Smith, Lisa – Teacher, Kirby (5/27/23)
Tidmore, Christian – Teacher, Franklin (5/27/23)
Trammell, Blake – Teacher, Burgess (5/27/23)
VanBockel, Jessica – Instructional Coach/Teacher, Sheppard (5/27/23)
Williams, Misty – Teacher, Fain (5/27/23)
Wilson, Tina – Teacher, Scotland Park (5/27/23)

Clerical/Auxiliary/Support

Anderson, James – Electrician, Maintenance (3/10/23)
Carroll, Grace – Aide, Farris (2/21/23)
Godby, Catherine – Aide, Franklin (3/10/23)
Janes, Sherry – Aide, Milam (5/25/23)
Reynolds, Valarie – Aide, WFHS (2/28/23)
Riley, Kayla – LVE Floater, Ed Center (2/15/23)
Rose, Steven – Worker/Driver, Warehouse (3/10/23)

WICHITA FALLS ISD BOARD OF TRUSTEES
March 07, 2023

Agenda Item:	Minutes		
Administrator Responsible:	Dr. Donny Lee, Superintendent of Schools		
Attachments:	Minutes of Work Session, February 14, 2023 Minutes of Public Hearing, February 20, 2023 Minutes of Regular Meeting, February 20, 2023		
<input type="checkbox"/> Action Needed	<input checked="" type="checkbox"/> Future Action	<input type="checkbox"/> Presentation	<input type="checkbox"/> Report

Administrative Recommendation:

That the Wichita Falls Independent School District Board of Trustees approves the proposed minutes of a work session on February 14, 2023, public hearing on February 20, 2023 and a regular meeting, February 20, 2023 as submitted by Dr. Donny Lee, Superintendent of Schools as submitted and recommended by Dr. Donny Lee, Superintendent.

Explanation:

Following are copies of the minutes of a work session on February 14, 2023, a public hearing on February 20, 2023 and a regular meeting, February 20, 2023 These minutes will become official upon approval by the Board.

**WICHITA FALLS INDEPENDENT SCHOOL DISTRICT BOARD OF TRUSTEES
WFISD ADMINISTRATION BUILDING – BOARD ROOM
WORK SESSION MEETING FEBRUARY 14, 2023**

CALL TO ORDER AND OPENING STATEMENT:

The Board of Trustees of the Wichita Falls Independent School District met in a special session meeting on the above date. The meeting was called to order at 12:00 p.m. by Ms. Katherine McGregor, board president.

Board members present: Ms. Katherine McGregor, Mr. Mark Lukert, Mr. Jim Johnson, Mr. Dale Harvey, Ms. Susan Grisel, and Ms Sandra Camp. Ms. McGregor noted that a quorum was present and the meeting had been duly called and notice of the meeting had been posted for the time and manner required by law.

Staff members present: Dr. Donny Lee, Superintendent of Schools, Dr. Peter Griffiths, Associate Superintendent, Ms. Dayna Hardaway, Director of Human Resources, Ms. Ashley Thomas, Communications Officer, Ms. Leah Horton, Chief Financial Officer, Ms Deb Dipprey, Executive Director of School Administration, Ms. Denise Brown, Director of Finance, Ms. Lauren Zotz, Director of Purchasing, Mr. Jeff Hill, Director of Elementary Curriculum, Ms. Kelly Strenski, Director of Fine Arts, Ms. Vanessa Dishman, Administrative Assistant to the Superintendent, Ms. Keli Sims, Administrative Assistant, HR, Ms. Misti Spear, Director of Strategic Planning, Ms Cyndy Kohl, Director of Student Evaluation, Mr. Alston Calliste, Principal of Kirby Middle School, Ms Amanda Garcia, Principal of Southern Hills Elementary, Mr. Anthony Smith, Chief of Police, WFISD and Ms Debbie Gonzales, Social & Emotional Department Social Worker.

Also present: Mr. David Potter, Architect with DP4 Consult and Huckabee, Inc, MS. Toni Alonzo, CIS Executive Director, Mr. Brian Gibson, Durham Transportation, Ms. Trish Choat, TRN reporter, KFDX reporter, and a reporter for KAUZ.

INVOCATION:

Mr. Mark Lukert gave the invocation.

PUBLIC COMMENT:

No public comment

REPORTS OR SPECIAL DISCUSSION ITEMS:

CONSTRUCTION UPDATE ON WF LEGACY HIGH SCHOOL AND WF MEMORIAL HIGH SCHOOL:

Mr. David Potter, Architect with DP4 Consult and Huckabee, Inc, gave a detailed report using photo slides on the construction at Wichita Falls Legacy High School and Wichita Falls Memorial High School.

COMMUNITIES IN SCHOOLS PRESENTATION:

Ms Debbie Gonzales, Social & Emotional Department Social Worker introduced Ms Toni Alonzo, Executive Director of Community In Schools. CIS helps address social work dynamics affecting the classroom environment. It operates under the Texas Education Agency (TEA) as a resource for addressing needs within the at-risk student population across Texas school districts. All student data (services and outcomes) is reported to TEA. CIS of Greater Wichita Falls Area operates as part of a national network of accredited CIS affiliates (164 national/27 Texas). All Site Coordinators are professionally trained with access to training and technical assistance through the network.

The CIS model directly addresses or supports all elements of a comprehensive school mental health system. The CIS service delivery model complies with federal educational objectives listed in the new Every Student Succeeds Act (ESSA). Our service delivery model is built upon integrated student supports and recognized by TEA as an allowable use for Title 1 funds. CIS mission is to surround students with a community of support, empower them to stay in school, and achieve in life.

RIFLE RESISTANT BODY ARMOR GRANT:

Mr. Mark Lukert, seconded by Ms Susan Grisel, moved that the Wichita Falls Independent School District Board of Trustees approve the application for the FY 2024 Rifle Restraint Body Armor Grant as submitted by Anthony Smith, Chief of Police and recommended by Dr. Donny Lee, Superintendent of Schools.

Carried unanimously by a vote of 6– 0

SOUTHERN HILLS MID YEAR PROGRESS:

Deb Dipprey introduced Ms Amanda Garcia, Southern Hills Principal. Ms Garcia gave a detailed report regarding the MOY testing numbers for the campus and the improvements the results indicated. She also explained the steps taken to improve further. They include PLCS (Tuesday meetings facilitated Instruction Coach based on the current campus needs), Mentorship Program (Novice teacher paired with experienced teacher, strategic calendar and continued partnership with Region 9) and Student Progress Monitoring (Data days, Full data analysis and adjust intervention groups as needed)

KIRBY MIDDLE SCHOOL MID YEAR PROGRESS:

Deb Dipprey introduced Mr. Alston Calliste, Principal. Mr. Calliste gave a report regarding the events happening at Kirby and results MOY testing numbers for the campus. Mr. Calliste expressed the issues with behavior, i.e. fights and tardies. To address the issues the administrative sent out a survey to the campus staff asking for ideas and the number one response was to build relationships with the students. He then went over the MOY testing results. There were some improvements but not enough of an increase to get the campus where it needs to be. He gave examples of what the staff and Engage2Learn are doing to get the desired outcome. Pulling students that need help in a particular subject as well as helping the teachers in that area. Board members asked what is being done about basics that the students are missing. He also thanked the Board of Trustees for the work they do.

MID YEAR DISTRICT MAP DATA REVIEW:

Mr. Jeff Hill, Director of Elementary Education, gave a detailed report on what the MAP assessment is and why the District uses it. He explained MAP is an adaptive, norm, referenced assessment. It is different in that the STAAR test that is a fixed, standard based assessment. The RIT scaled extends equally across all grades so it is then possible to compare the progress of students at various points throughout their school career.

FINANCIAL SERVICES:

FINANCIAL REPORTS AS OF December 31, 2022:

Mr. Mark Lukert, seconded by Ms Susan Grisel, motioned that the Wichita Falls Independent School District Board of Trustees approve the year to date financial reports and investment reports as submitted by Leah Horton, Chief Financial Officer, and as recommended by Dr. Donny Lee, Superintendent of Schools.

Carried unanimously by a vote of 6 – 0

JANUARY 2023 BUDGET AMENDMENTS:

Mr. Mark Lukert, seconded by Ms. Sandy Camp, moved that the Wichita Falls Independent School District Board of Trustees approve the budget amendments to the 2022-2023 budgets as submitted by Ms. Leah Horton, Chief Financial Officer.

Carried unanimously by a vote of 6 – 0

RFP#23-10 PURCHASE OF EIGHT (8) NEW BUSES

Leah Horton, Chief Financial Officer, recommended that the Wichita Falls Independent School District Board of Trustees award RFP #23-10 for the purchase of eight (8) 77-Passenger Buses to Thomas Bus for a total of \$1,052,000 (\$131,500/each) as submitted by Leah Horton, Chief Financial Officer, and as recommended by Dr. Donny Lee, Superintendent of Schools.

RFP 23-10 was advertised twice in the Times Record News and published on WFISD’s electronic bidding platform. Eighteen (18) vendors received auto-notification of the bid opportunity, four (4) external invites issued, and four (4) vendors accessed the bid, with two (2) submitted proposals. Vendor proposals were evaluated by Dr. Peter Griffiths, Associate Superintendent, Lauren Zotz, Director of Purchasing, and Scot Hafley, Director of Athletics. Bus specifications were reviewed and deemed acceptable by Durham General Manager Brian Gibson.

The evaluation committee recommends awarding the purchase of eight (8), 77-Passenger School Buses to Thomas Bus Texas, a savings of \$17,664 than the second bid price total (-\$2,208/each).

Fiscal Note:

This expenditure will be made from fund balance. This purchase exceeds \$100,000 and requires the Board of Trustees approval per policy, CH Local.

This item will be placed on the agenda for action by the Board of Trustees regular meeting on February 20, 2023

ACTIVE INTERNET TECHNOLOGIES (FINALSITE) PURCHASE:

Leah Horton, Chief Financial Officer recommended the Wichita Falls Independent School District Board of Trustees approve a five-year agreement with Active Internet Technologies LLC, totaling \$262,610 combined, for website services, web hosting, and mass communication notifications, as submitted by Leah Horton, Chief Financial Officer, and as recommended by Dr. Donny Lee, Superintendent of Schools.

Active Internet Technologies LLC (AIT) purchased Blackboard Inc, and its products, include Website Content Management (including hosting), Mass Notifications, and Ally Community Engagement. WFISD has utilized the Blackboard goods and services since 2007, and is currently contract through August 31, 2024, but AIT has offered an upgrade to their product "Composer". Composer offers all the features of the existing services, and expands to include improved website updating, editing, resource management, social media feeds, and automated staff directories, as well as the support for all current and additional features. WFISD has utilized Blackboard's services since 2007. The current contract would end without penalty. The five-year agreement offers locked in pricing through August 31, 2028.

This item will be placed on the agenda for action by the Board of Trustees regular meeting on February 20, 2023

SCHOOL ADMINISTRATION

TASB Recommended Local Policy Update:

Ms Debbie Dipprey, Executive Director of School Administration, recommended that the Wichita Falls Independent School District Board of Trustees add, revise or delete (LOCAL) policies as recommended by TASB Policy Service and according to the Instruction Sheet for TASB Localized Policy Manual Update 120 as submitted by Debbie Dipprey, Exec. Director of School Administration, and as recommended by Dr. Donny Lee, Superintendent of Schools.

Update 120 includes revisions to legal policies based on updates to the Texas Administrative Code. Recommended changes to local policies address the following topics:

Board elections

Emergency plans

Student and parent complaints/grievances

Student discipline

This item will be placed on the consent agenda for the Board of Trustees regular meeting on February 20, 2023

DISTRICT SERVICES AND OPERATIONS

Texas Academic Performance Report (TAPR):

Ms Cyndy Kohl, Director of Student Evaluation, reported that Texas Education Code Chapter 39 requires each district's board of trustees to publish an annual report that includes the Texas Academic Performance Report (TAPR), campus performance objectives, a report of violent or criminal incidents, and information received under Texas Education Code 51.403 (e) from the Texas Higher Education Coordinating Board (THECB). The board of trustees shall hold a hearing for public discussion of the report, and they shall widely disseminate the report within the district. Public Hearing Scheduled for 5:30 pm on February 20, 2023.

HUMAN RESOURCES:

PERSONNEL REPORT:

Ms. Dayna Hardaway, Director of Human Resources, reported to the Wichita Falls Independent School District Board of Trustees a review of employee resignations/retirements that have been submitted since the last board

meeting. The resignations/retirements have been accepted by Dr. Donny Lee, Superintendent of Schools, in accordance with the requirements of Policy DFE (LOCAL).

TEACHER APPLICANT POOL:

Ms Sandy Camp, seconded by Ms. Susan Grisel, moved that the Wichita Falls Independent School District Board of Trustees approve the proposed teacher applicant pool (Exhibit A) and the addendum (Exhibit B).

Carried unanimously by a vote of 6 – 0

BOARD MATTERS:

BOARD MINUTES:

Minutes of a special sessions, January 9, 2023 and January 10, 2023 and a regular meeting, January 17, 2022.

These items will be placed on the consent agenda for the Board of Trustees regular meeting on February 20, 2023

RECESS:

Ms. Katherine McGregor, board president, recessed the work session to go into closed session at 2:49 p.m.

CLOSED SESSION:

1. Personnel Matters Including the Appointment, Evaluation, Reassignment, Duties, Discipline, Dismissal and/or Compensation of Individual District Employees (Pursuant to Texas Government Code Section 551.074)
2. Deliberations Regarding Superintendent's Recommendation Concerning the Renewal of One-Year Contract of Employment as Noted on the List Provided by Administration for Certified Administrators and Non-Certified Professional

OPEN SESSION:

1. Consideration and Possible Action Concerning the Renewal of One-Year Contracts of Employment as Noted on the List Provided by Administration for Certified Administrators and Non-Certified Professionals

RECONVENE:

Ms. Katherine McGregor, board president, reconvened the closed session to go into open session at 3:23 p.m.

Ms Dayna Hardaway, Director of Human Resources, recommended that the Wichita Falls Independent School District Board of Trustees approve the renewal of One-Year Contracts of Employment as noted on the list provided for Certified Administrators and Non-Certified Professionals as submitted by Dayna Hardaway, Director of Human Resources and as recommended by Dr. Donny Lee, Superintendent of Schools.

Carried unanimously by a vote of 6 – 0

ADJOURNED:

No further action was taken and Ms Katherine McGregor, board president, adjourned the meeting at 3:24 p.m.

President, Board of Trustees

Secretary, Board of Trustees

**WICHITA FALLS INDEPENDENT SCHOOL DISTRICT BOARD OF TRUSTEES
WFISD ADMINISTRATION BUILDING – BOARD ROOM
PUBLIC HEARING FEBRUARY 20, 2023**

CALL TO ORDER AND OPENING STATEMENT:

The Board of Trustees of the Wichita Falls Independent School District met in a Public Hearing on the above date. The meeting was called to order at 5:30 p.m. by Ms. Katherine McGregor, board president.

Board members present: Ms. Katherine McGregor, Mr. Mark Lukert, Mr. Jim Johnson, Ms. Susan Grisel, and Ms Sandra Camp. Ms. McGregor noted that a quorum was present and the meeting had been duly called and notice of the meeting had been posted for the time and manner required by law.

Staff members present: Dr. Donny Lee, Superintendent of Schools, Dr. Peter Griffiths, Associate Superintendent, Ms Debbie Dipprey, Executive Director of School Administration, Ms. Dayna Hardaway, Director of Human Resources, Ms. Leah Horton, Chief Financial Officer, Ms. Vanessa Dishman, Administrative Assistant to the Superintendent, Ms. Keli Sims, Administrative Assistant, HR,

Also present: David Gray, former student, Gonzalo Robles, community member, Stephanie Robles former employee, and a reporter for KAUZ.

TEXAS ACADEMIC PERFORMANCE REPORT (TAPR):

REPORT:

Dr. Peter Griffiths presented the results from the Texas Academic Performance Report (TAPR) and gave the location online to find all the data pertaining to the results found for Wichita Falls ISD. The public hearing fulfills the requirements of the Texas Education Code Chapter 39. Texas Education Code Chapter 39 also requires each district's board of trustees to publish an annual report that includes the Texas Academic Performance Report (TAPR), campus performance objectives, a report of violent or criminal incidents, and information received under Texas Education Code 51.403 (e) from the Texas Higher Education Coordinating Board (THECB). WFISD scored a "B" rating over all, and a "A" financial rating. Dr Griffiths stated the report will be available at all campuses, the Education Center and the public library in the next two weeks or so.

PUBLIC COMMENT ON TAPR:

No Public Comment

ADJOURNED:

Ms Katherine McGregor, board president, adjourned the Public Hearing at 5:39 p.m.

President, Board of Trustees

Secretary, Board of Trustees

**WICHITA FALLS INDEPENDENT SCHOOL DISTRICT BOARD OF TRUSTEES
WFISD ADMINISTRATION BUILDING – BOARD ROOM
REGULAR MEETING FEBRUARY 20, 2023**

CALL TO ORDER AND OPENING STATEMENT:

The Board of Trustees of the Wichita Falls Independent School District met in a regularly scheduled meeting on the above date. The meeting was called to order at 6:00 p.m. by Ms. Katherine McGregor, board president.

Board members present: Ms. Katherine McGregor, Mr. Mark Lukert, Mr. Jim Johnson, Ms. Susan Grisel, and Ms Sandra Camp. Ms. McGregor noted that a quorum was present and the meeting had been duly called and notice of the meeting had been posted for the time and manner required by law.

Staff members present: Dr. Donny Lee, Superintendent of Schools, Dr. Peter Griffiths, Associate Superintendent, Ms. Dayna Hardaway, Director of Human Resources, Ms. Leah Horton, Chief Financial Officer, Ms Deb Dipprey, Executive Director of School Administration, Ms. Kelly Strenski, Director of Fine Arts, Ms. Vanessa Dishman, Administrative Assistant to the Superintendent, Ms. Keli Sims, Administrative Assistant, HR, Scot Hafley, Director of Athletics, Ms Michelle Wood, Director of CEC, Ms Leslie Gambs, WFISD teacher, Mr. Lawrence Johnson, Hirschi Athletic Coordinator, Mr. Marc Bindle, Rider Athletic Coordinator, Mr. Grant Freeman, WFHS Athletic Coordinator, Mr. Robert Woodard, WFHS Coach, Ms Sarah Cook, WFHS Theatre Teacher, Mr. Justin Lewis, WFHS Band Director, Mr. Andrew Checki, WFHS Asst Band Director, Mr. Kevin Nguyen, WFHS Orchestra Director, and Mr. Loy Studer, Rider Band Director

Also present: Mr. David Gray, former student, Ms. Marcia Robinson, parent, Mr. Howard McDarris, Howmet Grant Coordinator, Ms. Trish Choat, TRN reporter, KFDX reporter, and a reporter for KAUZ.

INVOCATION:

Ms. Sandy Camp gave the invocation.

PRESENTATIONS:

Texas Music Educators Association All-State Students:

Ms Kelly Strenski, Director of Fine Arts, recommended that the Wichita Falls Independent School District Board of Trustees recognize Texas Music Educators Association All-State Students as submitted and recommended by Dr. Donny Lee, Superintendent.

Wichita Falls High School - Choir

Alaniss Garcia
Teacher: Sarah Cook

Wichita Falls High School - Band

Senon Cabrera
Teachers: Justin Lewis, Andrew Checki and Kevin Nguyen

Rider High School - Band

Victoria Bear
Brayden White
Teachers: Loy Studer, Michael Walta and Thomas Borgman

Rider High School - Choir

Amberly Schell
Teachers: Melanie Coons and Ayrian Norman

Rider High School - Orchestra

Jun Park
Teacher: Loy Studer

Hirschi High School TSWA All-State Football

Mr. Scot Hafley, Director of Athletics, recommended that the Wichita Falls Independent School District Board of Trustees recognizes TSWA Football All-State Student Athletes from Hirschi High School as submitted and recommended by Dr. Donny Lee, Superintendent.

Second Team

Jamarion Carroll (Wide Receiver)
A'Marion Peterson (Running Back)
Javian Frazier (Lineman)

Honorable Mention

Colten Green (Guard)
Matthew Balderas (Tackles)

Coach: Lawrence Johnson

Rider High School THSCA and TSWA Football All-State Student Athletes

Mr. Scot Hafley, Director of Athletics, recommended that the Wichita Falls Independent School District Board of Trustees recognizes THSCA and TSWA Football All-State Student Athletes from Rider High School as submitted and recommended by Dr. Donny Lee, Superintendent.

Third Team

Jailyn Gibbs (Defensive End)

Honorable Mention

Luke Gambs (Defensive Tackle)
Tyrone Morgan (Cornerback)

Coach: Marc Bindel

TGCA Academic All-State Honors for WFHS Cross Country

Mr. Scot Hafley, Director of Athletics, recommended that the Wichita Falls Independent School District Board of Trustees recognizes Wichita Falls High School students for receiving **TGCA Academic All-State Honors for Cross Country at WFHS** as submitted and recommended by Dr. Donny Lee, Superintendent.

The following student athletes from Wichita Falls High School received Texas Girls Coaches Association (TGCA) Academic All-State honors for Cross Country. To achieve this award, students had to have above a 94 GPA for all four years of high school.

Hattie Berend
Andrea Granados

Coach: Robert Woodard

CTE Month

Dr Peter Griffiths, Associate Superintendent of Schools, recommended that the Wichita Falls Independent School District Board of Trustees recognizes the month of February as Career and Technical Education (CTE) Month as submitted and recommended by Dr. Donny Lee, Superintendent.

Howmet Corporation

Ms Michelle Wood, CTE Director, recommended that the Wichita Falls Independent School District Board of Trustees recognizes the Howmet Foundation for their donation to the Career Education Center as submitted and recommended by Dr. Donny Lee, Superintendent. Mr. Howard McDarris, Howmet Grant Facilitator, granted WFISD's CTE engineering department \$30,000 to enhance the program and scope of education. Equipment purchase included a carbon fiber 3D printer used to print sustainable parts after designs and revisions. The purchased workcell robotic arms introduced students to manufacturing concepts that are similar to machines used in plants like Howmet. Students received Arduinio equipment to teach the basics of motor connections with foundations of programming and basic

coding, electronics, and other communications to enhance the engineering curriculum. The last items purchased included a drone education package that allows students to start the basics of drone applications to their program.

All the equipment and supplies used for this grant allowed our engineering student to make learning practical in hands-on applications. This is so important to our students as they gain skills to carry into the workforce or higher education by understanding the practical applications of concepts and problem solving when things don't work the way we think they will.

PUBLIC COMMENT:

Mr. David Gray: Wants clarification on the projected cost overruns that caused value deductions on the new construction of the high schools. Also, requested the Fine Arts facilities at the new high schools being included in Bond Proposition #1. He feels, after research, that the Fine Arts facilities are not a legal use of the bond funds.

Ms Marcia Robinson: Wanted to give support for a teacher that is on Administrative Leave to be returned to the classroom.

CONSENT AGENDA:

Mr. Mark Lukert, seconded by Ms. Susan Grisel, moved that the Wichita Falls Independent School District Board of Trustees approve the consent agenda with the following items: TASB Recommended Local Policy Update 120 and Minutes.

Carried unanimously by a vote of 5 – 0

FINANCIAL SERVICES:

RFP 23-10 Bus Purchase

Mr. Jim Johnson, seconded by Mr. Mark Lukert, moved that the Wichita Falls Independent School District Board of Trustees award RFP #23-10 for the purchase of eight (8) 77-Passenger Buses to Thomas Bus for a total of \$1,052,000 (\$131,500/each) as submitted by Leah Horton, Chief Financial Officer, and as recommended by Dr. Donny Lee, Superintendent of Schools.

Carried unanimously by a vote of 5 – 0

JANUARY 2023 BUDGET AMENDMENTS:

Mr. Mark Lukert, seconded by Ms. Sandy Camp, moved that the Wichita Falls Independent School District Board of Trustees approve the budget amendments to the 2022-2023 budgets as submitted by Ms. Leah Horton, Chief Financial Officer.

Carried unanimously by a vote of 5 – 0

ACTIVE INTERNET TECHNOLOGIES (FINALSITE) PURCHASE:

Ms. Sandy Camp, seconded by Ms. Susan Grisel, moved that the Wichita Falls Independent School District Board of Trustees approve a five-year agreement with Active Internet Technologies LLC, totaling \$262,610 combined, for website services, web hosting, and mass communication notifications, as submitted by Leah Horton, Chief Financial Officer, and as recommended by Dr. Donny Lee, Superintendent of Schools.

Carried unanimously by a vote of 5 – 0

HUMAN RESOURCES:

TEACHER APPLICANT POOL:

Ms Susan Grisel, seconded by Mr. Jim Johnson, moved that the Wichita Falls Independent School District Board of Trustees approve the proposed teacher applicant pool.

Carried unanimously by a vote of 5 – 0

BOARD MATTERS:

RECESS:

Ms. Katherine McGregor, board president, recessed the work session to go into closed session at 6:50 p.m.

CLOSED SESSION:

1. Consider and Discuss Resignation of Board Member and Possible Candidates to Fill Vacancy
2. Superintendent's Annual Evaluation, Contract, and Compensation

OPEN SESSION:

1. Consider and Take Possible Action to Accept Resignation of Board Member
2. Superintendent's Annual Evaluation, Contract, and Compensation

RECONVENE:

Ms. Katherine McGregor, board president, reconvened the closed session to go into open session at 8:30 p.m.

RESIGNATION

Ms Susan Grisel, seconded by Mr. Jim Johnson, moved that the Wichita Falls Independent School District Board of Trustees accept the resignation of Board Member, Mike Rucker, as submitted to Dr Donny Lee, Superintendent of Schools.

Carried unanimously by a vote of 5 – 0

SUPERINTENDENT’S ANNUAL EVALUATION CONTRACT AND COMPENSATION

Mr. Mark Lukert, seconded by Ms. Sandy Camp, moved that the Wichita Falls Independent School District Board of Trustees approve Dr. Donny Lee’s current annual evaluation, contract and compensation.

Carried unanimously by a vote of 5 – 0

ADJOURNED:

No further action was taken and Ms Katherine McGregor, board president, adjourned the meeting at 8:36 p.m.

President, Board of Trustees

Secretary, Board of Trustees