



**Agenda of Board Meeting
March 21, 2022
The Board of Trustees
Wichita Falls Independent School District**

In Compliance with the Texas Government Code, Chapter 551, Subchapter C, the Board of Trustees of the Wichita Falls Independent School District will meet for a Board Meeting at 6:00 PM, on March 21, 2022, in the Board Room at the Education Center, 1104 Broad St, Wichita Falls, TX 76301.

The subjects to be discussed, considered, or upon which any formal action may be taken are as listed below. Items do not have to be taken in the order shown on this meeting notice.

I. CALL TO ORDER AND OPENING STATEMENT	
II. PRESENTATION OF COLORS	
III. INVOCATION	
IV. PRESENTATIONS	3
V. PUBLIC COMMENT	
VI. SUPERINTENDENT'S REPORT	
VII. CONSENT AGENDA	
A. Minutes	5
VIII. FINANCIAL SERVICES	
A. Financial Reports as of January 31, 2022	16
B. RFP #22-29: SHARS Medicaid Claim Reimbursement Processing Services	32
IX. BOARD MATTERS	
A. Workshop with Allison, Bass & Magee, LLP, to review redistricting of School Board Single Member Districts, Legal Standards and Procedures. Possible Action to Establish a Tentative Timeline for Conducting the Redistricting Work and Authorize Necessary Actions by the Board or District Staff.	
B. Discussion Regarding Potential Attendance Zone Modifications	33
C. Closed Session Pursuant to Texas Government Code 551.074:	
1. Personnel Matters Including the Appointment, Evaluation, Reassignment, Duties, Discipline, Dismissal and/or Compensation of Individual District Employees	
2. Deliberations Regarding the Employment Areas to be Affected by the Reduction in Force	
3. Deliberations Regarding Superintendent's Recommendation Concerning the Renewal of One-Year Contract of Employment as Noted on the List Provided by Administration for Certified Administrators and Non-Certified Professionals	
D. Open Session:	
1. Consideration and Possible Action Regarding the Employment Areas to be Affected by the Reduction in Force	
2. Consideration and Possible Action Concerning the Renewal of One-Year Contracts of Employment as Noted on the List Provided by Administration for Certified Administrators and Non-Certified Professionals	
X. HUMAN RESOURCES	
A. Applicant Pool	37
XI. ADJOURNMENT	

If, during the course of the meeting, discussion of any item on the agenda should be held in a closed meeting, the Board will conduct a closed meeting in accordance with the Texas Open Meetings Act, Government Code, Chapter 551, Subchapters D and E. Before any closed meeting is convened, the presiding officer will publicly identify the section or sections of the Act authorizing the closed meeting. All final votes, actions, or decisions will be taken in open meeting.

The notice for this meeting was posted in compliance with the Texas Open Meetings Act on Friday, March 11, 2022 at 3:00 pm.

For the Board of Trustees

WICHITA FALLS ISD BOARD OF TRUSTEES
March 21, 2022

Agenda Item:	Presentations		
Administrator Responsible:	Scot Hafley, Director of Athletics		
Presentation:	TISCA All-State Honors		
<input type="checkbox"/> Action Needed	<input type="checkbox"/> For Discussion	<input checked="" type="checkbox"/> Presentations	<input type="checkbox"/> Report

Administrative Information:

That the Wichita Falls Independent School District Board of Trustees recognizes **Texas Interscholastic Swim Coaches Association All-State** student athletes as submitted and recommended by Michael S. Kuhrt, Superintendent of Schools.

Explanation:

The following student athletes received All-State honors from the Texas Interscholastic Swim Coaches Association (TISCA).

State Qualifiers

Joe Genewick (*100 Yard Breaststroke*) - Rider
Conner Higginbotham (*50 Yard Freestyle*) - WFHS

TISCA Academic All-State

Julia Camacho – Hirschi
Joe Genewick – Rider
Mia Siler – Rider
Andrew Wake – Rider

Coach: Oyvind Zahl

WICHITA FALLS ISD BOARD OF TRUSTEES
March 21, 2022

Agenda Item:	Presentations		
Administrator Responsible:	Kelly Strenski, Director of Fine Arts		
Presentation:	All-State Music Students		
<input type="checkbox"/> Action Needed	<input type="checkbox"/> For Discussion	<input checked="" type="checkbox"/> Presentations	<input type="checkbox"/> Report

Administrative Information:

That the Wichita Falls Independent School District Board of Trustees recognizes **All-State Music Students** as submitted and recommended by Michael S. Kuhrt, Superintendent of Schools.

Explanation:

The following students performed at the Texas Music Educators Association conference on February 12 and received All-State honors for Music:

Second Year All-State Choir – Rider High School

Amberly Schell

Instructors: Melanie Coons and Ayrian Norman

First Year All-State Orchestra – Rider High School

Jun Park

Instructor: Loy Studer

WICHITA FALLS ISD BOARD OF TRUSTEES
March 21, 2022

Agenda Item:	Minutes		
Administrator Responsible:	Michael S. Kuhrt, Superintendent of Schools		
Attachments:	Minutes of Special Session, February 15, 2022 Minutes of a Regular Meeting, February 22, 2022		
<input checked="" type="checkbox"/> Action Needed	<input type="checkbox"/> Future Action	<input type="checkbox"/> Presentation	<input type="checkbox"/> Report

Administrative Recommendation:

That the Wichita Falls Independent School District Board of Trustees approves the proposed minutes of a special session, February 15, 2022, and minutes of a regular meeting, February 22, 2022 as recommended by Michael S. Kuhrt, Superintendent of Schools.

Explanation:

Following are copies of the minutes of a special session, February 15, 2022, and minutes of a regular meeting, February 22, 2022. These minutes will become official upon approval by the Board.

**WICHITA FALLS INDEPENDENT SCHOOL DISTRICT BOARD OF TRUSTEES
WFISD ADMINISTRATION BUILDING – BOARD ROOM
SPECIAL SESSION MEETING FEBRUARY 15, 2022**

CALL TO ORDER AND OPENING STATEMENT:

The Board of Trustees of the Wichita Falls Independent School District met in a special session meeting on the above date. The meeting was called to order at 12:00 p.m. by Mr. Mike Rucker, board president.

Board members present: Mr. Mike Rucker, Ms. K. Elizabeth Yeager, Mr. Tom Bursey, Mr. Mark Lukert, Ms. Katherine McGregor and Robert Payton. Mr. Mike Rucker noted that a quorum was present and the meeting had been duly called and notice of the meeting had been posted for the time and manner required by law. Mr. Dale Harvey was absent.

Staff members present: Mr. Michael S. Kuhrt, Superintendent of Schools, Dr. Peter Griffiths, Associate Superintendent, Mr. Tim Sherrod, Chief Financial Officer, Ms. Cyndy Kohl, Director of Human Resources, Director Ms. Debby Patterson, Executive Director of School Administration, Ms. Ashley Thomas, Communications Officer, Ms. Lauren Zotz, Director of Purchasing, Ms. Denise Brown, Director of Finance, Ms. Ann Work Goodrich, Communication Specialist, Ms. Kelly Strenski, Director of Fine Arts, Mr. Scot Hafley, Athletic Director, Mr. Shad McGaha, Chief Technology Officer and Ms. Alefia Paris-Toulon, Director of Special Education.

Also present were Mr. Trish Choate, reporter for Times Record News and Ms. Ebonee Coleman, reporter for KAUZ Channel 6.

INVOCATION:

Mr. Mike Rucker gave the invocation.

PUBLIC COMMENT:

Mr. Byron Cline, a community member, spoke to the Wichita Falls Independent School District Board of Trustees about mascots.

Mr. Mary Lynn Boyd, a community member, spoke to the Wichita Falls Independent School District Board of Trustees about mascots.

Mr. David Gray, a community member, spoke to the Wichita Falls Independent School District Board of Trustees about mascots.

Ms. Cheryl Johnson, a community member, spoke to the Wichita Falls Independent School District Board of Trustees about saving the Coyotes.

SUPERINTENDENT'S REPORT:

Mr. Michael S. Kuhrt, Superintendent of Schools, gave a report to the Wichita Falls Independent School District Board of Trustees on the following subjects:

1. Inclement Weather Days on 2021-2022 District Calendar.
2. COVID numbers are down. Testing at Carrigan is down.
3. UIL Re-Alignment: Rider, 5A Division 2; WFHS, 4A Division 1; Hirschi, 4A Division 2
4. Food Service Company Pre-bids are in progress.

FINANCIAL SERVICES:

FINANCIAL REPORTS AS OF DECEMBER 31, 2021:

Mr. Tim Sherrod, Chief Financial Officer, recommended that the Wichita Falls Independent School District Board of Trustees approve the attached year-to-date financial reports and investment reports.

This item will be placed on the consent agenda for the Board of Trustees regular meeting on February 22, 2022.

JANUARY 2022 BUDGET AMENDMENTS:

Ms. K. Elizabeth Yeager, seconded by Mr. Mark Lukert, moved that the Wichita Falls Independent School District Board of Trustees approve the attached budget amendments to the 2021-2022 budgets.

Carried unanimously by a vote of 6 – 0

REPLACEMENT OF SYNTHETIC TURF:

Mr. Tim Sherrod, Chief Financial Officer, recommended that the Wichita Falls Independent School District Board of Trustees award the Replacement of Synthetic Turf at Memorial Stadium to Paragon Sports Constructors, LLC.

The Quote Request Q# 22-25 was issued through TASB's BuyBoard Cooperative Contract#: 641-21. Three vendors responded with valid quotes while one vendor responded with No Bid. Lauren Zotz, Director of Purchasing and Scot Hafley, Director of Athletics, reviewed the quotes and recommended accepting the proposal submitted by Paragon Sports Constructors, LLC.

Paragon Sports Constructors, LLC, is a sports construction company based in Fort Worth, Texas. Paragon specializes in construction of natural grass and synthetic turf sports fields, as well as track surfaces. The project to replace the synthetic turf at Memorial Stadium will be scheduled as soon as possible after Board approval. The project will take approximately 6 to 8 weeks to complete.

This item will be placed on the consent agenda for the Board of Trustees regular meeting on February 22, 2022.

RFP# 22-24 DATA TRANSMISSION SERVICES (E-RATE):

Mr. Tim Sherrod, Chief Financial Officer, recommended that the Wichita Falls Independent School District Board of Trustees award RFP# 22-24 Data Transmission Services (E-Rate) to AT&T and Zayo.

Requests for proposals pertaining to RFP# 22-24 Data Transmission Services (which routinely qualifies for the E-Rate reimbursement) were posted on the Universal Service Administration Company (USAC) and Public Purchase website. The RFP was advertised twice in the Times and Record News. Public Purchase website notifications were sent to 146 unique users, 72 different vendors, with 3 vendors submitting valid responses.

The proposals were evaluated by Shad McGaha, Chief Technology Officer and Frank Murray, Director of Instructional Technology and Curtis Shahan Infrastructure Manager. The recommendation for elementary services is AT&T and the recommendation for secondary and non-instructional campuses is Zayo.

This item will be placed on the consent agenda for the Board of Trustees regular meeting on February 22, 2022.

ADMINISTRATIVE SERVICES:

MASCOTS FOR THE TWO NEW HIGH SCHOOLS:

The Wichita Falls Independent School District Board of Trustees discussed a plan to revise the Mascot committee for the naming mascots for the two new high schools.

This plan for the mascots for the two new high schools will be discussed further at the regular board meeting, February 22, 2022.

ADOPTION OF THE WFISD 2022-2023 SCHOOL CALENDAR:

Ms. K. Elizabeth Yeager, seconded by Mr. Tom Bursey, moved that the Wichita Falls Independent School District Board of Trustees adopt the WFISD 2022-2023 School Calendar.

Carried unanimously by a vote of 6 – 0

TASB RECOMMENDED LOCAL POLICY UPDATE 118:

Ms. Debby Patterson, Executive Director of School Administration, recommended that the Wichita Falls Independent School District Board of Trustees add, revise or delete (LOCAL) policies as recommended by TASB Policy Service and according to the Instruction Sheet for TASB Localized Policy Manual Update 118.

Update 118 mostly covers recommended (LOCAL) policy revisions to address new laws enacted from the 87th Legislature, Regular Session, which ended on May 31, 2021 and changes to TEA's *Financial Accountability System Resource Guide*.

Many of the (LEGAL) policies included in this update were also affected by legislation from the 87th Legislature, Regular Session and changes to Administrative Code rules.

This item will be placed on the consent agenda for the Board of Trustees regular meeting on February 22, 2022.

INSTRUCTIONAL SERVICES:

IMPROVED ACADEMIC SCHIEVEMENT: SPECIAL EDUCATION FOLLOW-UP ON TAPR:

Ms. Alefia Paris-Toulon, Director of Special Education, presented to the Wichita Falls Independent School District Board of Trustees a report on Special Education on the TAPR report.

BOARD MATTERS:

MINUTES:

Minutes of special session, January 11, 2022, minutes of Public Hearing, January 18, 2022 and minutes of regular meeting, January 18, 2022.

These items will be placed on the consent agenda for the Board of Trustees regular meeting on February 22, 2022.

DISCUSSION REGARDING POTENTIAL ATTENDANCE ZONE MODIFICATIONS:

The Wichita Falls Independent School District Board of Trustees discussed Potential Attendance Zone Modifications.

RECESS:

Mr. Mike Rucker, board president, recessed the special session to go into closed session at 1:52 p.m.

CLOSED SESSION:

Closed Session Pursuant to Texas Government Code Section 551.072: Discussion of Purchase, Exchange, Lease or Value of Real Property

Closed session Pursuant to Texas Government Code 551.074:

1. Personnel Matters Including the Appointment, Evaluation, Reassignment, Duties, Discipline, Dismissal and/or Compensation of Individual District Employees
2. Deliberations Regarding Abandonment of Contract by Teachers and the Attempt to Resign
3. Deliberations Regarding Notifications to the State Board for Educator Certification of Teacher Contract Abandonment
4. Deliberations Regarding Superintendent's Recommendation Concerning the Renewal of One-Year Contract of Employment as Noted on the List Provided by Administration for Certified Administrators and Non-Certified Professionals
5. Superintendent's Annual Evaluation, Contract, and Compensation

RECOVERED:

Mr. Mike Rucker, board president, reconvened the closed session to go into special session at 3:38 p.m.

OPEN SESSION:

Ms. K. Elizabeth Yeager, seconded by Mr. Mark Lukert, moved that the Wichita Falls Independent School District Board of Trustees issue a finding in accordance with Texas Education Code Section 21.210 (c) and 19 Texas Administrative Code 249.14(g), that good cause did not exist for Layla Englade, a probationary contract teacher, and Carolyn Fogel, a probationary contract teacher to abandon their employment contracts, abandon their positions, and attempt to resign from Wichita Falls ISD.

Carried unanimously by a vote of 6 – 0

Ms. K. Elizabeth Yeager, seconded by Mr. Tom Bursey, moved that the Wichita Falls Independent School District Board of Trustees authorize the Board President to send a letter to the State Board for Educator Certification seeking sanctions for Layla Englade, a probationary contract teacher, and Carolyn Fogel, a probationary contract teacher for abandonment of their employment contracts.

Carried unanimously by a vote of 6 – 0

HUMAN RESOURCES:

MONTHLY PERSONNEL REPORT:

Ms. Cyndy Kohl, Director of Human Resources, reported to the Wichita Falls Independent School District Board of Trustees a review of employee resignations/retirements that have been submitted since the last board meeting. The resignations/retirements have been accepted by Mr. Michael S. Kuhrt, Superintendent of Schools, in accordance with the requirements of Policy DFE (LOCAL).

LETTERS OF RETIREMENT SINCE THE SUBMISSION OF THE LAST BOARD AGENDA:

Professionals

- Adams, Alisa – Instructional Coach, Franklin (5/21/2022)
- Banda, Albert – Teacher, Denver (5/31/2022)
- Brown, Whitnie – Teacher, Farris (5/31/2022)
- Ford, Deborah – Teacher, WFHS (5/31/2022)
- Ginnings, Connie – Teacher, Franklin (5/31/2022)

LETTERS OF RESIGNATION SINCE THE SUBMISSION OF THE LAST BOARD AGENDA:

Professionals

- Breaux, Dianna – Teacher, Burgess (5/31/2022)
- Buckland, Dianna – Teacher, Burgess (12/17/2021)
- Helton, Jeri – Teacher, McNiel (5/31/2022)
- Higgins, Jessica – Teacher, Barwise (5/31/2022)
- Huckabee, Tanna “Brooke” – Teacher, Zundy (5/31/2022)
- Humpert, Alysha – Teacher/Coach, Rider (1/28/2022)
- Music, Christina – Teacher, McNiel (5/31/2022)

Clerical/Auxiliary/Support

- Baird, Marque – Aide, Jefferson (5/27/2022)
- Challis, Cristy – Aide, Hirschi (5/31/2022)
- Halloran, Skyler – Aide, Hirschi (12/16/2021)

TEACHER APPLICANT POOL:

Mr. Mark Lukert, seconded by Mr. Tom Bursey, moved that the Wichita Falls Independent School District Board of Trustees approve the proposed teacher applicant pool (Exhibit A).

Carried unanimously by a vote of 6 – 0

ADJOURNMENT:

No further action was taken and Mr. Mike Rucker, board president, adjourned the meeting at 3:40 p.m.

President, Board of Trustees

Secretary, Board of Trustees

**WICHITA FALLS INDEPENDENT SCHOOL DISTRICT BOARD OF TRUSTEES
WFISD ADMINISTRATION BUILDING – BOARD ROOM
REGULAR BOARD MEETING FEBRUARY 22, 2022**

CALL TO ORDER AND OPENING STATEMENT:

The Board of Trustees of the Wichita Falls Independent School District met in a regular board meeting on the above date. The meeting was called to order at 6:00 p.m. by Mr. Mike Rucker, board president.

Board members present: Mr. Mike Rucker, Ms. K. Elizabeth Yeager, Mr. Tom Bursey, Mr. Dale Harvey, Mr. Mark Lukert, Ms. Katherine McGregor and Mr. Robert Payton. Mr. Mike Rucker, board president, noted that a quorum was present and the meeting had been duly called and notice of the meeting had been posted for the time and manner required by law.

Staff members present: Mr. Michael S. Kuhrt, Superintendent of Schools, Mr. Tim Sherrod, Chief Financial Officer, Dr. Peter Griffiths, Associate Superintendent, Ms. Cyndy Kohl, Director of Human Resources, Ms. Debby Patterson, Executive Director of School Administration, Mr. Shad McGaha, Chief Technology Officer and Mr. Brady Woolsey, Executive Director of Operations.

Also present were Ms. Trish Choate, reporter for Times Record News, Ms. Ebonee Coleman, reporter for KAUZ Channel 6 and Ms. Markeshia Jackson, reporter for KFDX Channel 3.

PRESENTATION OF COLORS:

Wichita Falls High School JROTC presented the colors.

INVOCATION:

Mr. Mike Rucker gave the invocation.

PRESENTATIONS:

THSCA ACADEMIC ALL-STATE VOLLEYBALL:

The Wichita Falls Independent School District Board of Trustees recognized THSCA Academic All-State Volleyball Student Athletes.

The following student athletes received Academic All-State honors for volleyball:

Hirschi High School
Martina Piscopo
Coach: Sarah Peterson

To be nominated for Academic All-State, a student must be:

- An athlete, student trainer or manager in good standing with the team
- Of good moral character
- A senior
- Have an overall grade point average of 92 or above (including courses from grades 9-11 and courses completed from grade 12). Weighted GPAs accepted.

HIRSCHI HIGH SCHOOL ALL-STATE FOOTBALL:

The Wichita Falls Independent School District Board of Trustees recognized THSCA and TSWA Football All-State Student Athletes from Hirschi High School.

The following student athletes from Hirschi High School received Texas High School Coaches Association (THSCA) Academic All-State honors for football:

KeJean Moore (Honorable Mention)

The following student athlete from Hirschi High School received Texas Sports Writers' Association (TSWA) All-State honors for football:

First Team

Jewel Fletcher (Kick Returner)

Second Team

Javian Frazier (Defensive Line)

A'Marion Peterson (Running Back)

Third Team

Jaleal Minniefield (All Purpose)

Honorable Mention

Jamarion Carroll (Wide Receiver)

La'Travious Dever-Wiley (Defensive Line)

Keyshun Jackson (Linebacker)

Coach: Antonio Wiley

RIDER HIGH SCHOOL ALL-STATE FOOTBALL:

The Wichita Falls Independent School District Board of Trustees recognized THSCA and TSWA Football All-State Student Athletes from Rider High School.

The following student athletes from Rider High School received Texas High School Coaches Association (THSCA) Academic All-State honors for football:

Kendall Grimes (Second Team)

Andrew Wake (Honorable Mention)

The following student athletes from Rider High School received Texas Sports Writers' Association (TSWA) All-State honors for football:

Anquan Willis (3rd Team Running Back)

Kaden Jones (Honorable Mention Safety)

Coach: Marc Bindel

WICHITA FALLS HIGH SCHOOL ALL-STATE FOOTBALL:

The Wichita Falls Independent School District Board of Trustees recognized THSCA and TSWA Football All-State Student Athletes from Wichita Falls High School.

The following student athletes from Wichita Falls High School received Texas High School Coaches Association (THSCA) Academic All-State honors for football:

Adan Aleman

Dajuan Pando

The following student athletes from Wichita Falls High School received Texas Sports Writers' Association (TSWA) All-State honors for football:

Bricen Vialpando

Coach: Grant Freeman

PUBLIC COMMENTS:

Jeanette Perry, community member, spoke to the Wichita Falls Independent School District Board of Trustees about school mascots and busing.

Chris Romolton, community member, spoke to the Wichita Falls Independent School District Board of Trustees about school mascots.

Tyral Colbert, community member, spoke to the Wichita Falls Independent School District Board of Trustees about school mascots.

Nancy Bukowski, community member, spoke to the Wichita Falls Independent School District Board of Trustees about school mascots and naming committee.

Stephanie Willis-Koontz, member, spoke to the Wichita Falls Independent School District Board of Trustees about school mascots, transportation and zones.

David Gray, community member, spoke to the Wichita Falls Independent School District Board of Trustees about school mascots.

Robert Johnston, community member, spoke to the Wichita Falls Independent School District Board of Trustees about substitutes.

Adrian Montellano, community member, spoke to the Wichita Falls Independent School District Board of Trustees about school names.

Tori Montellano, community member, spoke to the Wichita Falls Independent School District Board of Trustees about school mascots.

Mark Hood, community member, spoke to the Wichita Falls Independent School District Board of Trustees about school mascots.

SUPERINTENDENT'S REPORT:

Mr. Michael S. Kuhrt, Superintendent of Schools, gave a report to the Wichita Falls Independent School District Board of Trustees regarding the upcoming icy weather and how the district would announce late-start times or cancellation.

CONSENT AGENDA:

Mr. Mark Lukert, seconded by Ms. Katherine McGregor, moved that the Wichita Falls Independent School District approve the consent agenda without the consent item Replacement of Synthetic Turf.

Carried unanimously by a vote of 7 – 0

Mr. Robert Payton, board member, asked for a discussion of the consent item of replacement of Synthetic Turf.

REPLACEMENT OF SYNTHETIC TURF:

Ms. K. Elizabeth Yeager, seconded by Mr. Tom Bursey, moved that the Wichita Falls Independent School District Board of Trustees approve the replacement of Synthetic Turf.

Carried by a vote of 4 – 3

FINANCIAL SERVICES:

2022-2023 BUS PURCASING DISCUSSION:

Mr. Tim Sherrod, Chief Financial Officer, recommended to the Wichita Falls Independent School District Board of Trustees information on school year 2022-2023 bus needs and district purchasing history.

Discussion with the board to review prior year purchases and current needs to determine how the Board would like to proceed with purchasing buses for 2022-2023.

ADMINISTRATIVE SERVICES:

WFISD 2021-2022 SPRING SCHOOL CALENDAR:

Ms. K. Elizabeth Yeager, seconded by Mr. Dale Harvey, moved that the Wichita Falls Independent School District Board of Trustees approve the 2021-2022 Spring Calendar.

Carried unanimously by a vote of 7 – 0

MASCOTS FOR THE TWO NEW HIGH SCHOOLS:

Mr. Robert Payton, seconded by Ms. Katherine McGregor, moved that the Wichita Falls Independent School District Board of Trustees resend the December 7, 2021 motion on mascots for the two new high schools.

Motion failed by a vote of 3 – 4

BOARD MATTERS:

DISCUSSION REGARDING POTENTIAL ATTENDANCE ZONE MODIFICATIONS:

The Wichita Falls Independent School District Board of Trustees discussed potential attendance zone modifications.

HUMAN RESOURCES:

TEACHER APPLICANT POOL:

Mr. Tom Bursey, seconded by Mr. Mark Lukert, moved that the Wichita Falls Independent School District Board of Trustees approve the proposed teacher applicant pool (Exhibit A).

Carried unanimously by a vote of 7 – 0

RETENTION INCENTIVE FOR PARENTS AS TEACHERS PROGRAM STAFF:

Ms. K. Elizabeth Yeager, seconded by Mr. Tom Bursey, moved that the Wichita Falls Independent School District Board of Trustees approve a one-time retention incentive for all PAT Educators.

Carried unanimously by a vote of 7 – 0

BOARD MATTERS:

RECESS:

Mr. Mike Rucker, board president, recessed the regular meeting to go into closed session at 7:29 p.m.

CLOSED SESSION:

Closed Session Pursuant to Texas Government code Section 551.072:

1. Discussion of Purchase, Exchange, Lease or Value of Real Property

Closed Session Pursuant to Texas Government Code 551.074:

1. Personnel Matters Including the Appointment, Evaluation, Reassignment, Duties, Discipline, Dismissal and/or Compensation of Individual District Employees

ADJOURNMENT:

No further action was taken and Mr. Mike Rucker, board president, adjourned the meeting at 7:51 p.m.

President, Board of Trustees

Secretary, Board of Trustees

WICHITA FALLS ISD BOARD OF TRUSTEES
March 21, 2022

Agenda Item:	Financial Reports as of January 31, 2022		
Administrator Responsible:	Tim Sherrod, Chief Financial Officer		
Attachments:	Financials		
<input checked="" type="checkbox"/> Action Needed	<input type="checkbox"/> Future Action	<input type="checkbox"/> Presentation	<input type="checkbox"/> Report

Administrative Recommendation:

That the Wichita Falls Independent School District Board of Trustees approves the attached year-to-date financial reports and investment reports as submitted by Tim Sherrod, Chief Financial Officer, and is recommended by Michael S. Kuhrt, Superintendent of Schools.

Explanation:

The following attachments report the revenue and expenditure position through January 31, 2022 for all funds. The current year column is reported as of the approved budget.

The “Year-to-Date Revenues & Expenses Comparison” report details the components of revenue and functional expenditures for the General Fund, Food Service, and Debt Service Fund.

For the General Fund, the Year-to-Date Budget vs. Actual shows the prior year actual, current budget, actual revenue and expenditures to date with the remaining amount left in each category. The prior year actual is provided for comparison to the current budget.

The attached financial reports represent seven (7) months of operations, 58.33% of the fiscal year. As of January 31st, of last year, the district had collected 54.29% of projected revenues, as compared to 56.30% for 2021-2022. Expenditures for 2021-2022 were 24.17% of budget, as compared to 56.62% for 2020-2021.

For the General Fund revenues were 55.90% last year as compared to 60.81% this year. Expenditures were 55.71% last year as compared to 55.17% this year.

For the Food Service Fund revenues were 45.36% last year as compared to 74.77% this year. Expenditures were 49.44% last year as compared to 61.99% this year.

For the Debt Service Fund revenues were 77.52% last year as compared to 77.26% this year. Expenditures were 99.95% last year as compared to 99.29% this year.

Investments:

Tim Sherrod, Chief Financial Officer, hereby certifies that the following Investment Report represents the investment position of the school district as of the noted date in compliance with the Board approved Investment Policy, the Public Funds Investment Act (Texas Government Code 2256), and, Generally Accepted Accounting Principles (GAAP).

WICHITA FALLS INDEPENDENT SCHOOL DISTRICT
FINANCIAL SUMMARY
JANUARY 31, 2022

	2020-2021			2021-2022		
	CURRENT BUDGET	ACTUAL YEAR TO DATE	% OF CURRENT BUDGET	CURRENT BUDGET	ACTUAL YEAR TO DATE	% OF CURRENT BUDGET
REVENUE:						
GNL. OPERATING	\$128,998,596	\$72,000,468	55.81%	\$127,256,630	\$77,153,478	60.63%
ATHLETICS	\$415,000	\$170,992	41.20%	\$370,000	\$278,996	75.40%
General Fund	\$129,413,596	\$72,171,460	55.77%	\$127,626,630	\$77,432,474	60.67%
SP. EDUCATION	\$3,845,839	\$1,359,380	35.35%	\$4,598,153	\$1,825,122	39.69%
VOCATIONAL	\$241,426	\$65,738	27.23%	\$218,909	\$92,484	42.25%
CONS. APPLIC.	\$7,085,356	\$1,545,772	21.82%	\$8,671,334	\$2,119,150	24.44%
OTHER SP. REV.	\$6,162,661	\$3,296,970	53.50%	\$43,147,171	\$6,059,612	14.04%
Special Revenues	\$17,335,283	\$6,267,860	36.16%	\$56,635,566	\$10,096,368	17.83%
FOOD SERVICE	\$8,437,408	\$3,827,033	45.36%	\$8,047,707	\$6,017,400	74.77%
INT & SINKING	\$8,548,450	\$6,626,670	77.52%	\$21,187,181	\$16,369,168	77.26%
CONSTRUCTION FUND	\$0	\$0	0.00%	\$13,700,602	\$18,005,782	131.42%
INTERNAL SERVICE	\$5,762	\$453	7.86%	\$0	\$103	0.00%
TOTAL REVENUE	\$163,740,499	\$88,893,476	54.29%	\$227,197,687	\$127,921,295	56.30%
EXPENDITURES:						
GNL. OPERATING	\$139,778,054	\$77,903,294	55.73%	\$132,000,909	\$76,893,161	58.25%
ATHLETICS	\$1,423,950	\$658,631	46.25%	\$1,424,000	\$765,167	53.73%
General Fund	\$141,202,004	\$78,561,925	55.64%	\$133,424,909	\$77,658,328	58.20%
SP. EDUCATION	\$3,845,839	\$2,190,912	56.97%	\$4,598,153	\$2,278,035	49.54%
VOCATIONAL	\$241,426	\$90,607	37.53%	\$218,909	\$106,074	48.46%
CONS. APPLIC.	\$7,085,356	\$2,477,646	34.97%	\$8,671,334	\$2,710,261	31.26%
OTHER SP. REV.	\$6,162,661	\$3,512,734	57.00%	\$43,961,331	\$7,332,866	16.68%
Special Revenues	\$17,335,283	\$8,271,900	47.72%	\$57,449,727	\$12,427,237	21.63%
FOOD SERVICE	\$8,273,119	\$3,951,871	47.77%	\$7,842,999	\$4,687,905	59.77%
INT & SINKING	\$8,548,450	\$8,544,200	99.95%	\$19,357,366	\$19,219,627	99.29%
CONSTRUCTION FUND	\$0	\$0	0.00%	\$285,157,136	\$7,480,476	2.62%
INTERNAL SERVICE	\$637,749	\$323,474	50.72%	\$478,368	\$250,757	52.42%
TOTAL EXPEND.	\$175,996,605	\$99,653,370	56.62%	\$503,710,506	\$121,724,330	24.17%

WICHITA FALLS INDEPENDENT SCHOOL DISTRICT
 FINANCIAL SUMMARY
 JANUARY 31, 2022

FUND	INVESTMENTS	CHECKING ACCOUNT	1/31/2021 TOTAL CASH	INVESTMENTS	CHECKING ACCOUNT	1/31/2022 TOTAL CASH
GNL. OPERATING	44,722,950	4,344,624	49,067,574	45,770,070	6,560,104	52,330,175
ATHLETICS	-	39,103	39,103	-	30,690	30,690
SPECIAL REVENUES	-	(1,868,209)	(1,868,209)	-	(2,357,821)	(2,357,821)
FOOD SERVICE	416,863	195,258	612,121	2,601,337	149,748	2,751,086
INT & SINKING	821,971	5,618	827,589	1,218,709	1,368	1,220,077
CONSTRUCTION FUND	332	203,758	204,089	277,542,288	728,052	278,270,339
INTERNAL SERVICE	561,335	(1,216,237)	(654,902)	561,482	(1,561,524)	(1,000,042)
PAYROLL	-	294,394	294,394	-	112,835	112,835
TOTAL	\$ 46,523,450	\$ 1,998,310	\$ 48,521,760	327,693,887	3,663,453	331,357,340

GENERAL FUND

**WICHITA FALLS INDEPENDENT SCHOOL DISTRICT
YEAR TO DATE REVENUES AND EXPENSES COMPARISON
JANUARY 2021 and JANUARY 2022**

7 months has passed = 58.33%		2020-2021			2021-2022			CURRENT MONTH
	CURRENT BUDGET	YEAR TO DATE ACTUAL	YEAR TO DATE %	CURRENT BUDGET	YEAR TO DATE ACTUAL	YEAR TO DATE %		
Revenues								
5700	Local Revenues	\$ 47,585,779	\$ 35,292,360	74.17%	\$ 48,246,906	\$ 37,118,395	76.93%	20,084,576
5800	State Revenues	78,958,613	36,698,070	46.48%	75,570,036	36,165,881	47.86%	737,525
5900	Federal Revenues	2,539,002	163,756	6.45%	3,479,486	4,124,025	118.52%	(71,330)
	Total Revenues	\$ 129,083,394	\$ 72,154,186	55.90%	\$ 127,296,428	\$ 77,408,301	60.81%	\$ 20,750,771
Expenses by Function								
11	Instruction	\$ 82,575,881	46,580,810	56.41%	\$ 75,965,911	\$ 43,706,610	57.53%	6,043,999
12	Instr. Resources/Media	1,535,466	869,234	56.61%	1,576,222	885,992	56.21%	127,168
13	Curriculum Dev. & Staff Dev	1,640,789	760,794	46.37%	1,465,820	768,551	52.43%	88,654
21	Instructional Leadership	2,713,076	1,454,306	53.60%	2,799,512	1,507,108	53.83%	215,351
23	School Leadership	7,588,183	4,334,192	57.12%	7,927,159	4,552,555	57.43%	662,883
31	Guidance, Counseling & Evaluation Svcs	5,179,148	2,959,056	57.13%	5,634,329	3,199,724	56.79%	475,792
32	Social Work Services	325,089	261,315	80.38%	520,170	283,338	54.47%	41,473
33	Health Services	1,848,214	1,013,701	54.85%	1,968,348	1,109,584	56.37%	162,025
34	Student Transportation	2,622,500	1,196,213	45.61%	2,621,500	1,859,018	70.91%	378,034
35	Food Service	-	-	0.00%	-	0	0.00%	0
36	Co-Curricular/Extracurricular	3,877,862	1,916,752	49.43%	3,898,224	2,122,238	54.44%	303,903
41	General Administration	4,440,538	2,485,170	55.97%	4,705,610	2,514,760	53.44%	317,434
51	Plant Maint. & Operations	12,488,534	5,845,597	46.81%	12,301,680	6,878,601	55.92%	909,046
52	Security & Monitoring	1,003,919	394,286	39.27%	976,531	401,816	41.15%	67,191
53	Data Processing Services	3,289,024	2,015,505	61.28%	3,705,700	2,503,532	67.56%	218,939
61	Community Services	9,704	1,437	14.81%	13,300	10,370	77.97%	8
71	Debt Service	1,384,870	213,871	15.44%	1,325,262	204,071	15.40%	11,437
81	Facilities Acquisition & Construction	7,794,208	5,929,592	76.08%	5,108,412	674,829	13.21%	-
93	Payments to Fiscal Agent of SSA	100,000	46,873	46.87%	37,130	-	0.00%	-
95	Payments to JJAEP	25,000	1,161	4.64%	20,000	16,518	82.59%	-
99	Intergovernmental Charges	585,000	282,060	48.22%	679,090	308,145	45.38%	-
	Total Expenditures	\$ 141,027,004	\$ 78,561,925	55.71%	\$ 133,249,909	\$ 73,507,361	55.17%	\$ 10,023,338
Other Sources and (Uses)								
7900	Non-Operating Resources	\$ 330,202	\$ 17,274	5.23%	330,202	24,173	7.32%	7,420
8900	Other Uses-Non-operating	\$ (175,000)		0.00%	(175,000)	(4,150,967)	2371.98%	(4,150,967)
	Total Other Sources and Uses	\$ 155,202	\$ 17,274	11.13%	\$ 155,202	\$ (4,126,794)	2658.98%	\$ (4,143,547)
	Net Change in Fund Balance	\$ (11,788,407)	\$ (6,390,465)	54.21%	\$ (5,798,279)	\$ (225,854)	3.90%	\$ 6,583,886

**WICHITA FALLS INDEPENDENT SCHOOL DISTRICT
YEAR TO DATE GENERAL FUND REVENUES COMPARISON
JANUARY 2021 and JANUARY 2022**

		2020-2021			2021-2022			Current Month
		BUDGET	ACTUAL	%	BUDGET	ACTUAL	%	
Local Revenues								
5711	Current year tax levy	45,413,696	\$ 33,238,331	73.19%	46,259,864	\$ 35,551,212	76.85%	19,954,729
5712	Taxes-delinquent	781,326	691,518	88.51%	773,144	599,508	77.54%	38,967
5719	Tax penalties & interest	491,807	224,810	45.71%	478,098	201,158	42.07%	32,502
5735	Summer school tuition	7,450	-	0.00%	-	-	0.00%	-
5739	Tuition and Fess Local	30,000	4,386	14.62%	30,000	46,772	155.91%	15,898
5742	Interest income	175,000	51,595	29.48%	80,000	33,350	41.69%	5,310
5743	Facilities rental	130,000	81,223	62.48%	105,800	287,474	271.71%	1,967
5744	Gifts and local grants	30,000	-	0.00%	-	-	0.00%	-
5745	Insurance Proceeds	-	-	0.00%	-	-	0.00%	-
5749	Miscellaneous revenue	147,500	822,582	557.68%	144,000	108,974	75.68%	7,490
5755	Enterprise Revenue	10,000	5,088	50.88%	7,000	9,589	136.99%	458
	Local revenues to date before Athletics	47,216,779	35,119,533	74.38%	47,877,906	36,838,037	76.94%	\$ 20,057,321
5752	Scoreboard Fund	19,000	7,460	0.00%	19,000	17,602	92.64%	-
5752	Athletics Fund ticket sales	350,000	165,367	47.25%	350,000	262,756	75.07%	27,255
	Total local revenues to date	47,585,779	35,292,360	74.17%	48,246,906	37,118,395	76.93%	\$ 20,084,576
State Revenues								
5811	Available School Fund	5,189,564	2,007,630	38.69%	2,577,227	1,285,782	49.89%	175,853
5812	Foundation entitlements	67,522,291	30,730,512	45.51%	67,016,593	30,889,236	46.09%	-
5819	Other FSP Programs	-	-	0.00%	-	128,804	0.00%	-
5826	Pre K Supplement	-	-	-	-	-	0.00%	-
5829	Misc. state programs	-	-	0.00%	-	-	0.00%	-
5831	TRS On-behalf	6,246,758	3,959,928	63.39%	5,976,216	3,862,059	64.62%	561,672
	Total state revenues to date	78,958,613	36,698,070	46.48%	75,570,036	36,165,881	47.86%	737,525
Federal Revenues								
5941	Impact Aid	155,000	9,483	6.12%	140,000	80,931	57.81%	-
5946	ROTC salary reimbursement	170,000	105,854	62.27%	184,500	90,057	48.81%	14,062
5931	SHARS Revenue	1,804,002	25,204	1.40%	2,664,679	205,537	7.71%	12,872
5931	SHARS Revenue-Deferred	-	-	0.00%	-	-	0.00%	-
5919	Other Federal Revenues	300,000	-	0.00%	272,707	-	0.00%	-
5929	Miscellaneous Federal Revenue	110,000	23,215	21.10%	217,600	3,747,500	1722.20%	(98,264)
5927	Indirect costs	-	-	0.00%	-	-	0.00%	-
	Total federal revenues to date	2,539,002	163,756	6.45%	3,479,486	4,124,025	118.52%	(71,330)
Non-Operating Resources								
7912	Sale of assets	50,000	17,274	34.55%	50,000	24,173	48.35%	7,420
7915	Transfers from Other Funds	280,202	-	0.00%	280,202	-	0.00%	-
	Total non-operating resources	330,202	17,274	5.23%	330,202	24,173	7.32%	7,420
GRAND TOTAL - GENERAL FUND		\$ 129,413,596	\$ 72,171,460	55.77%	\$ 127,626,630	\$ 77,432,474	60.67%	\$ 20,758,191

FOOD SERVICE FUND

**WICHITA FALLS INDEPENDENT SCHOOL DISTRICT
YEAR TO DATE REVENUES AND EXPENSES COMPARISON
JANUARY 2021 and JANUARY 2022**

7 months has passed = 58.33%		2020-2021			2021-2022			CURRENT MONTH
		CURRENT BUDGET	YEAR TO DATE ACTUAL	YEAR TO DATE %	CURRENT BUDGET	YEAR TO DATE ACTUAL	YEAR TO DATE %	
Revenues								
5700	Local Revenues	1,515,154	\$ 362,819	23.95%	1,327,273	\$ 372,030	28.03%	62,331
5800	State Revenues	152,247	-	0.00%	36,000	-	0.00%	-
5900	Federal Revenues	6,406,110	3,338,190	52.11%	6,356,953	5,497,227	86.48%	999,617
5900	After School Supper Program	273,315	125,951	46.08%	272,175	148,082	54.41%	27,264
5900	After School Snack Program	90,582	-	0.00%	55,306	-	0.00%	-
	Total Revenues	\$ 8,437,408	\$ 3,826,960	45.36%	\$ 8,047,707	\$ 6,017,339	74.77%	\$ 1,089,212
Expenses by Function								
35	Food Service	\$ 7,992,916	\$ 3,951,871	49.44%	\$ 7,562,796	\$ 4,687,905	61.99%	784,345
51	Plant Maint. & Operations	-	-	0.00%	-	-	0.00%	-
81	Facilities Acquisition & Construction	-	-	0.00%	-	-	0.00%	-
	Total Expenditures	\$ 7,992,916	\$ 3,951,871	49.44%	\$ 7,562,796	\$ 4,687,905	61.99%	\$ 784,345
Other Sources and (Uses)								
7900	Non-Operating Resources		\$ 73	0.00%	\$ -	\$ 61	0.00%	-
8900	Other Uses-Non-operating	(280,203)	-	0.00%	(280,203)	-	0.00%	-
	Total Other Sources and Uses	\$ (280,203)	\$ 73	0.03%	\$ (280,203)	\$ 61	0.02%	\$ -
	Net Change in Fund Balance	\$ 164,289	\$ (124,838)	75.99%	\$ 204,708	\$ 1,329,495	649.46%	\$ 304,867

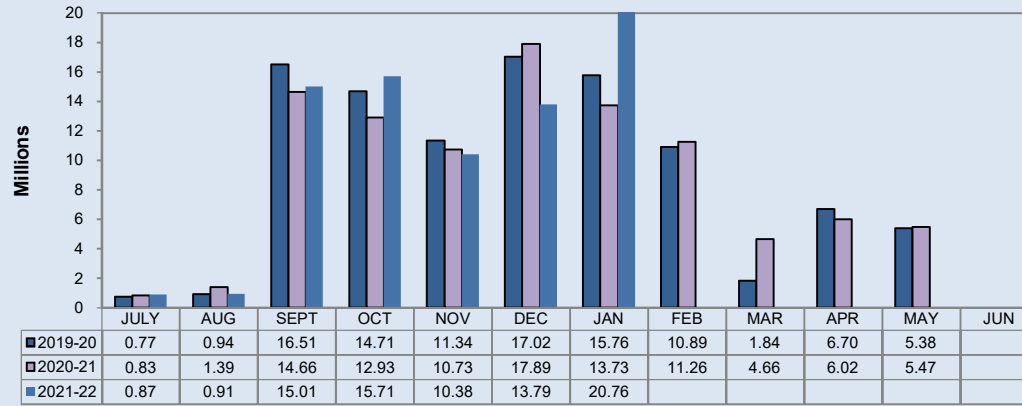
**DEBT SERVICE AND
CAPITAL PROJECTS FUNDS**

**WICHITA FALLS INDEPENDENT SCHOOL DISTRICT
YEAR TO DATE REVENUES AND EXPENSES COMPARISON
JANUARY 2021 and JANUARY 2022**

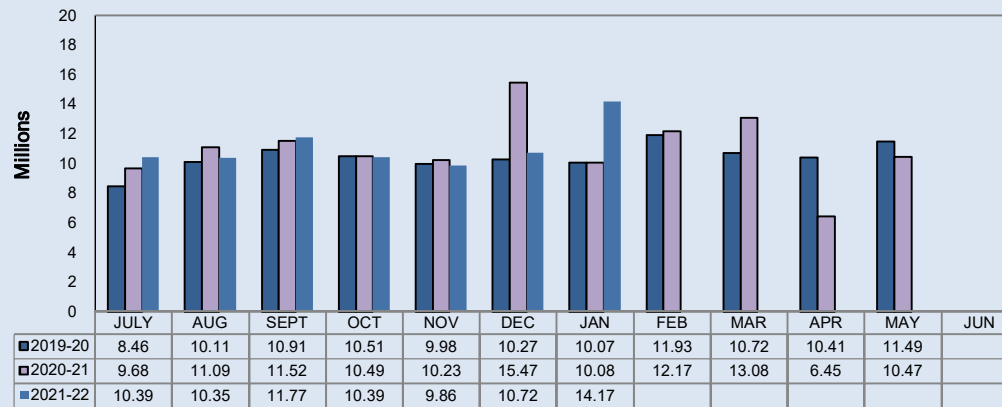
DEBT SERVICE FUND 7 months has passed = 58.33%		2020-2021			2021-2022			CURRENT MONTH
		CURRENT BUDGET	YEAR TO DATE ACTUAL	YEAR TO DATE %	CURRENT BUDGET	YEAR TO DATE ACTUAL	YEAR TO DATE %	
Revenues								
5700	Local Revenues	8,271,850	\$ 6,349,240	76.76%	21,169,093	\$ 16,211,991	76.58%	9,031,630.00
5800	State Revenues	276,600	277,430	100.30%	18,088	157,177	868.96%	-
5900	Federal Revenues	-	-	0.00%	-	-	0.00%	-
	Total Revenues	\$ 8,548,450	\$ 6,626,670	77.52%	\$ 21,187,181	\$ 16,369,168	77.26%	\$ 9,031,630
Expenses by Function								
71	Debt Service	\$ 8,548,450	\$ 8,544,200	99.95%	\$ 19,357,366	\$ 19,219,626	99.29%	17,815,776
	Total Expenditures	\$ 8,548,450	\$ 8,544,200	99.95%	\$ 19,357,366	\$ 19,219,626	99.29%	\$ 17,815,776
Other Sources and (Uses)								
7900	Non-Operating Resources	\$ -	\$ -	0.00%	\$ -	\$ -	0.00%	-
	Total Other Sources and (Uses)	\$ -	\$ -	0.00%	\$ -	\$ -	0.00%	\$ -
	Net Change in Fund Balance	\$ -	\$ (1,917,530)	0.00%	\$ 1,829,815	\$ (2,850,458)	155.78%	\$ (8,784,146)
CAPITAL PROJECTS FUND 7 months has passed = 58.33%		2020-2021			2021-2022			CURRENT MONTH
		CURRENT BUDGET	YEAR TO DATE ACTUAL	YEAR TO DATE %	CURRENT BUDGET	YEAR TO DATE ACTUAL	YEAR TO DATE %	
Revenues								
5700	Local Revenues	-	\$ -	0.00%	-	\$ 154,213	0.00%	12,208
5800	State Revenues	-	-	0.00%	-	-	0.00%	-
5900	Federal Revenues	-	-	0.00%	-	-	0.00%	-
	Total Revenues	\$ -	\$ -	0.00%	\$ -	\$ 154,213	0.00%	\$ 12,208
Expenses by Function								
11	Instruction	-	-	0.00%	-	-	0.00%	-
51	Plant M&O	-	-	0.00%	-	-	0.00%	-
71	Debt Services	-	-	0.00%	115,602	113,710	98.36%	-
81	Facilities Acquisition & Construction	-	-	0.00%	285,041,534	7,366,766	2.58%	2,263,425
	Total Expenditures	\$ -	\$ -	0.00%	\$ 285,157,136	\$ 7,480,476	2.62%	\$ 2,263,425
Other Sources and (Uses)								
7900	Non-Operating Resources	-	-	0.00%	13,700,602	17,851,569	130.30%	\$ 4,150,967
8900	Other Uses-Non-operating	-	-	0.00%	-	-	0.00%	-
	Total Other Sources and (Uses)	\$ -	\$ -	0.00%	\$ 13,700,602	\$ 17,851,569	130.30%	\$ 4,150,967
	Net Change in Fund Balance	\$ -	\$ -	0.00%	\$ (271,456,534)	\$ 10,525,306	3.88%	\$ 1,899,750

**Board Graphs
JANUARY 31, 2022**

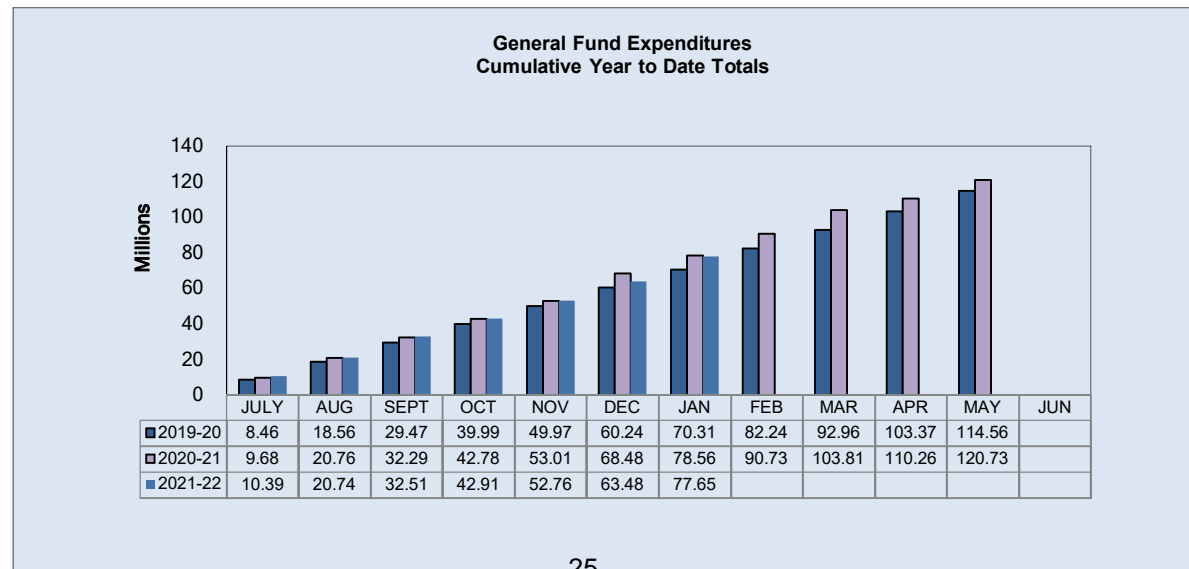
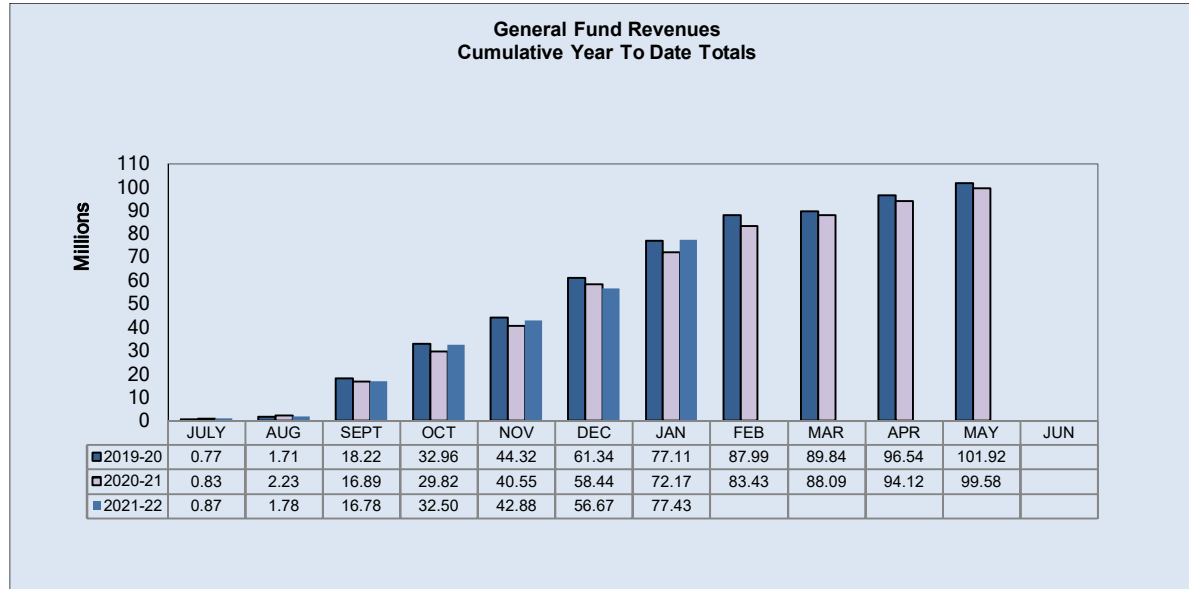
General Fund Revenues by Month



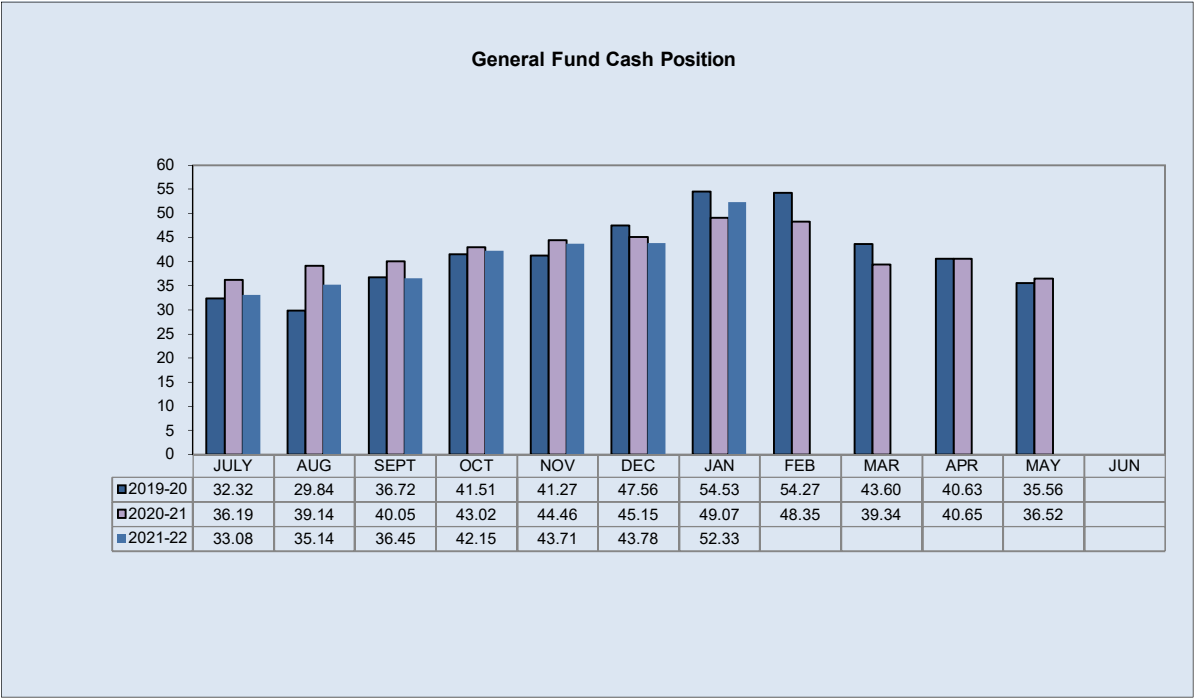
General Fund Expenditures by Month



**Board Graphs
JANUARY 31, 2022**



**Board Graphs
JANUARY 31, 2022**



WICHITA FALLS ISD
Investments Report
January 31, 2022

INVESTMENTS	YIELD RATE	PAR VALUE	PURCHASE COST	CURRENT BOOK VALUE	MARKET VALUE @ 1/31/2022	INTEREST CURRENT MONTH	INTEREST YEAR TO DATE
GENERAL OPERATING FUND							
American National MMKT	0.5000%	\$3,329,072.19	\$3,329,072.19	\$3,329,072.19	\$3,329,072.19	\$1,413.12	\$9,788.34
TexasTERM Balance	0.0200%	\$1,162,153.96	\$1,162,153.96	\$1,162,153.96	\$1,162,153.96	\$15.99	\$122.85
TEXPOOL BALANCE	0.0376%	\$28,981,773.56	\$28,981,773.56	\$28,981,773.56	\$28,981,773.56	\$863.03	\$3,116.54
TEXPOOL Prime BALANCE	0.0975%	\$2,945,513.98	\$2,945,513.98	\$2,945,513.98	\$2,945,513.98	\$244.06	\$1,254.57
TEXPOOL TMN BALANCE	0.0376%	\$0.00	\$0.00	\$0.00	\$0.00	\$0.00	\$0.00
First National Bank -ICS	0.06235%	\$3,151,728.79	\$3,151,728.79	\$3,151,728.79	\$3,151,728.79	\$137.28	\$833.80
American National CDARS MMKT	0.5000%	\$152,685.91	\$152,685.91	\$152,685.91	\$152,685.91	\$68.99	\$451.02
American National Bank -ICS	0.5000%	\$6,047,141.96	\$6,047,141.96	\$6,047,141.96	\$6,047,141.96	\$2,567.16	\$17,782.73
INTRA-MONTH CD ACTIVITY							
PREVIOUS MONTH'S MATURITIES							\$0.00
TOTAL GENERAL FUND		\$45,770,070.35	\$45,770,070.35	\$45,770,070.35	\$45,770,070.35	\$5,309.63	\$33,349.85
FOOD SERVICE FUND							
TEXPOOL BALANCE	0.0376%	\$2,592,385.11	\$2,592,385.11	\$2,592,385.11	\$2,592,385.11	\$82.60	\$317.99
TEXPOOL Prime BALANCE	0.0975%	\$8,952.30	\$8,952.30	\$8,952.30	\$8,952.30	\$0.69	\$3.80
INTRA-MONTH CD ACTIVITY							
PREVIOUS MONTH'S MATURITIES							\$0.00
TOTAL FOOD SERVICE FUND		\$2,601,337.41	\$2,601,337.41	\$2,601,337.41	\$2,601,337.41	\$83.29	\$321.79
INTEREST AND SINKING FUND							
TEXPOOL BALANCE	0.0376%	\$1,217,369.11	\$1,217,369.11	\$1,217,369.11	\$1,217,369.11	\$381.19	\$881.33
TEXPOOL Prime BALANCE	0.0975%	\$1,340.21	\$1,340.21	\$1,340.21	\$1,340.21	\$0.00	\$0.00
INTRA-MONTH CD ACTIVITY							\$0.00
PREVIOUS MONTH'S MATURITIES							\$0.00
TOTAL INTEREST AND SINKING FUND		\$1,218,709.32	\$1,218,709.32	\$1,218,709.32	\$1,218,709.32	\$381.19	\$881.33
BOND CONSTRUCTION FUND							
American National MMKT	0.1000%	\$257.41	\$257.41	\$257.41	\$257.41	\$0.02	\$0.14
TEXPOOL BALANCE	0.0376%	\$122,789,948.74	\$122,789,948.74	\$122,789,948.74	\$122,789,948.74	\$3,918.14	\$23,879.65
TEXPOOL Prime BALANCE	0.0975%	\$100,058,762.07	\$100,058,762.07	\$100,058,762.07	\$100,058,762.07	\$8,289.79	\$42,616.93
BOND SAFEKEEPING (Municipal Bonds Investments)		\$54,693,319.35	\$54,693,319.35	\$54,693,319.35	\$54,693,319.35	\$0.00	\$87,715.75
INTRA-MONTH CD ACTIVITY							
PREVIOUS MONTH'S MATURITIES							\$0.00
TOTAL BOND CONSTRUCTION FUND		\$277,542,287.57	\$277,542,287.57	\$277,542,287.57	\$277,542,287.57	\$12,207.95	\$154,212.47
WORKER'S COMPENSATION FUND							
TEXPOOL BALANCE	0.0376%	\$561,482.22	\$561,482.22	\$561,482.22	\$561,482.22	\$17.94	\$102.75
PREVIOUS MONTH'S MATURITIES							
TOTAL WORKER'S COMPENSATION FUND		\$561,482.22	\$561,482.22	\$561,482.22	\$561,482.22	\$17.94	\$102.75
TOTAL WFISD INVESTMENTS & INTEREST EARNINGS		\$327,693,886.87	\$327,693,886.87	\$327,693,886.87	\$327,693,886.87	\$18,000.00	\$188,868.19
TEXPOOL HIGHEST BALANCE 01/31/2022:							
GENERAL OPERATING FUND		\$32,387,958.14					
FOOD SERVICE		\$2,932,854.61					
INTEREST & SINKING FUND		\$15,067,379.48					
BOND CONSTRUCTION		\$222,836,502.88					
WORKER'S COMPENSATION		\$561,464.28					
MAINTENANCE TAX NOTE		\$0.00					
TOTAL		\$273,786,159.39					

Wichita Falls ISD
Property Tax Collections Report
January 31, 2022

This statement is compiled from the tax collections monthly statement for the month of January 2022 submitted to us by the Wichita County Tax Assessor-Collector, Tommy Smyth.

This statement shows total collections for the month. The breakdown is as follows:

Maintenance & Operations

<u>Original Levy</u>	<u>Adjustments</u>	<u>Adjusted Levy</u>		Current Month Collections	YTD Collected	Budget
\$ 46,688,032	\$ (218,700.94)	\$ 9,312,447	current			
\$ 1,763,513	\$ (169,968.42)	\$ 1,386,831	prior years			
Current Year				\$ 20,217,530.41	37,156,884.38	\$ 46,259,864
Prior Years				39,196.35	206,713.39	773,144
Penalty, Interest, & Misc Fees Collected				32,947.72	111,947.35	478,098
Refunds				(29,624.68)	(66,472.28)	
Adjustments				(185,493.51)	(388,669.36)	
Totals				\$ 20,074,556.29	37,020,403.48	47,511,106
Uncollected Levy					\$ 10,699,278	

Interest & Sinking

<u>Original Levy</u>	<u>Adjustments</u>	<u>Adjusted Levy</u>				
\$ 21,106,705	\$ (98,869.07)	\$ 4,209,965	current			
\$ 284,924	\$ (76,838.35)	\$ 170,658	prior years			
Current Year				\$ 9,139,934.07	16,797,871.57	\$ 20,774,198
Prior Years				7,117.71	37,428.00	131,003
Penalty, Interest, & Misc Fees Collected				3,076.82	14,179.36	63,892
Refunds				(9,887.51)	(17,870.44)	
Adjustments				(83,856.84)	(175,707.42)	
Totals				\$ 9,056,384.25	16,655,901.07	20,969,093
Uncollected Levy					\$ 4,380,622	
15,079,900						

YEAR-TO-DATE SUMMARY PART C

002 - WICHITA FALLS I.S.D.

CURRENT YEAR INFORMATION Start Financial Year 09/28/2021 12

Start Value 7,440,109,333	Start Exemption 2,155,070,860	Start Taxable 5,285,038,473	Rate 1.365100	Calc Start Levy 72,146,060.19	Actual Start Levy 67,794,737.16	Start Frozen Loss 4,351,324.21	Start + Frozen 72,146,061.37
Adjusted Value 7,436,690,118	Adjusted Exemption 2,170,856,644	Adj Taxable 5,265,833,474	Rate 1.365100	Calc Adj Levy 71,883,892.75	Actual Current Levy 67,477,167.15	Adj Frozen Loss 4,406,726.73	Act Levy + Act Frozen 71,883,893.88
Start Value 7,440,109,333	Net Value Adj (3,419,215)	Start Value + Net Value Adj 7,436,690,118			Actual Current Value 7,436,690,118	Other Loss 0.00	
Start Exemption 2,155,070,860	Net Exmp Adj 15,785,784	Start Exemp + Net Exmp Adj 2,170,856,644			Actual Current Exemption 2,170,856,644		

YEAR	NET START BALANCE	NET MTD ADJ	NET YTD ADJ	NET MTD PAID	NET YTD PAID	CALC BALANCE AS OF 01/31/2022	REFUNDS DUE	COL %
1975	53.03	0.00	0.00	0.00	0.00	53.03	0.00	0.00
1976	9.70	0.00	0.00	0.00	0.00	9.70	0.00	0.00
1977	46.70	0.00	0.00	0.00	0.00	46.70	0.00	0.00
1978	46.70	0.00	0.00	0.00	0.00	46.70	0.00	0.00
1979	155.82	0.00	0.00	0.00	0.00	155.82	0.00	0.00
1980	70.48	0.00	0.00	0.00	0.00	70.48	0.00	0.00
1981	223.19	0.00	0.00	0.00	0.00	223.19	0.00	0.00
1982	236.98	0.00	0.00	0.00	0.00	236.98	0.00	0.00
1983	425.65	0.00	0.00	0.00	0.00	425.65	0.00	0.00
1984	415.54	0.00	0.00	0.00	0.00	415.54	0.00	0.00
1985	603.32	0.00	0.00	0.00	0.00	603.32	0.00	0.00
1986	645.03	0.00	0.00	0.00	36.26	608.77	0.00	5.62
1987	607.43	0.00	0.00	0.00	37.98	569.45	0.00	6.25
1988	539.16	0.00	0.00	0.00	44.59	494.57	0.00	8.27
1989	960.07	0.00	(119.98)	0.00	0.00	840.09	0.00	0.00
1990	1,254.10	0.00	146.46	0.00	278.80	1,121.76	0.00	19.90
1991	654.45	0.00	56.95	0.00	149.98	561.42	0.00	21.08
1992	649.58	0.00	84.92	6.48	155.23	579.27	0.00	21.13
1993	2,643.78	0.00	(224.17)	56.82	100.09	2,319.52	0.00	4.13
1994	3,370.65	0.00	194.57	66.29	546.58	3,018.64	0.00	15.33
1995	3,986.40	0.00	(219.99)	64.84	64.84	3,701.57	0.00	1.72
1996	2,623.33	(20.28)	(20.28)	0.00	25.73	2,577.32	(0.08)	0.98
1997	3,417.65	(21.45)	(104.02)	0.00	0.14	3,313.49	0.00	0.00
1998	4,718.86	(14.99)	(138.03)	0.00	0.00	4,580.83	0.00	0.00
1999	5,252.09	(14.99)	(123.04)	0.00	70.42	5,058.63	0.00	1.37
2000	5,876.27	(15.44)	(218.87)	9.80	10.46	5,646.94	(204.00)	0.18

YEAR-TO-DATE SUMMARY PART C

YEAR	NET START BALANCE	NET MTD ADJ	NET YTD ADJ	NET MTD PAID	NET YTD PAID	CALC BALANCE AS OF 01/31/2022	REFUNDS DUE	COL %
2001	5,068.10	(15.44)	(221.49)	10.30	12.24	4,834.37	0.00	0.25
2002	6,283.28	(15.64)	(283.82)	10.43	180.60	5,818.86	(0.01)	3.01
2003	10,183.53	(15.64)	(223.34)	13.74	20.41	9,939.78	(0.01)	0.20
2004	17,554.86	(119.25)	(387.43)	10.43	493.18	16,674.25	0.00	2.87
2005	20,442.16	(119.25)	(392.64)	10.43	10.43	20,039.09	0.00	0.05
2006	22,487.66	(106.83)	(388.67)	9.30	687.25	21,411.74	0.00	3.10
2007	20,794.11	(66.79)	(361.17)	44.43	375.30	20,057.64	0.00	1.83
2008	21,759.88	(81.90)	(972.99)	6.73	781.26	20,005.63	0.00	3.75
2009	30,829.35	(258.23)	(1,160.68)	5.34	1,083.53	28,585.14	0.00	3.65
2010	28,978.88	(238.69)	(544.95)	107.84	888.58	27,545.35	0.00	3.12
2011	41,233.97	(213.16)	(720.56)	67.82	191.51	40,321.90	0.00	0.47
2012	54,122.95	(377.84)	(850.89)	172.02	1,282.14	51,989.92	0.00	2.40
2013	69,071.87	(339.80)	(846.85)	142.03	3,506.78	64,718.24	0.00	5.14
2014	77,268.26	(27,497.55)	(27,846.11)	431.26	2,258.54	47,163.61	(27,129.75)	4.56
2015	79,449.65	(48,694.19)	(49,093.79)	720.29	4,916.61	25,439.25	(48,290.10)	16.19
2016	109,381.03	(33,024.04)	(33,329.67)	1,894.92	11,056.66	64,994.70	(32,630.15)	14.53
2017	136,368.14	(33,762.20)	(34,105.12)	3,861.54	16,097.71	86,165.31	(33,419.54)	15.74
2018	257,561.42	(27,983.52)	(28,195.36)	7,861.92	34,568.72	194,797.34	(27,864.49)	15.07
2019	363,082.58	(9,353.53)	(22,680.92)	9,172.80	46,601.31	293,800.35	(3,106.80)	13.69
2020	637,030.28	(14,084.28)	(43,514.84)	21,556.26	117,607.53	475,907.91	(4,758.65)	19.81
2021	67,794,737.16	(72,895.43)	(317,570.01)	29,357,464.48	53,954,755.95	13,522,411.20	(12,763.03)	79.96
TOTAL	69,843,175.08	(269,350.35)	(564,376.78)	29,403,778.54	54,198,897.34	15,079,900.96	(190,166.61)	

WICHITA FALLS INDEPENDENT SCHOOL DISTRICT
PROJECTED REVENUE YEAR TO DATE COMPARISON
January 2022

		2020-2021	2021-2022		2021-2022		
		ACTUAL	BUDGET	PROJECTED	DIFFERENCE	YEAR TO DATE ACTUAL	PERCENT COLLECTED
Local Revenues							
5711	Current year tax levy	20,511,995	\$ 46,259,864	\$ 46,259,864	\$ -	\$ 35,551,212	77%
5712	Taxes-delinquent	627,820	773,144	773,144	-	599,508	78%
5719	Tax penalties & interest	178,397	478,098	478,098	-	201,158	42%
5735	Summer School Tuition	-	-	-	-	-	0%
5739	Tuition & Fees	946	30,000	30,000	-	46,772	156%
5742	Interest income	45,703	80,000	80,000	-	33,350	42%
5743	Facilities rental	56,010	105,800	105,800	-	287,474	272%
5744	Gifts and local grants	34,000	-	-	-	-	0%
5745	Insurance Proceeds	-	-	-	-	-	0%
5749	Miscellaneous revenues	759,675	144,000	144,000	-	108,974	76%
5755	Enterprising Revenue	4,223	7,000	7,000	-	9,589	137%
Local revenues to date before Athletics		22,218,769	47,877,906	47,877,906	-	36,838,037	77%
5752	Scoreboard Fund	7,460	19,000	19,000	-	17,602	93%
5752	Athletics Fund ticket sales	128,615	350,000	350,000	-	262,756	75%
Total local revenues to date		22,354,844	48,246,906	48,246,906	-	37,118,395	77%
State Revenues							
5811	Available School Fund	1,821,523	2,577,227	2,577,227	-	1,285,782	50%
5812	Foundation entitlements	30,730,512	67,016,593	67,016,593	36,127,357	30,889,236	46%
5819	Other Foundation School Programs	-	-	-	-	128,804	0%
5820	Other State Program Revenue	-	-	-	-	-	0%
5826	PreK Supplement	-	-	-	-	-	0%
5829	High School Allotment	-	-	-	-	-	0%
5829	Misc. state programs	-	-	-	-	-	0%
5831	TRS On-behalf	3,379,377	5,976,216	5,976,216	-	3,862,059	65%
Total state revenues to date		35,931,412	75,570,036	75,570,036	36,127,357	36,165,881	48%
Federal Revenues							
5941	Impact Aid	-	140,000	140,000	-	80,931	58%
5946	ROTC salary reimbursement	89,097	184,500	184,500	-	90,057	49%
5931	SHARS Revenue	25,204	2,664,679	2,664,679	-	205,537	8%
5919	E-rate funding	-	272,707	272,707	-	-	0%
5929	Miscellaneous Federal Revenue	20,022	217,600	217,600	-	3,747,500	1722%
Total federal revenues to date		134,323	3,479,486	3,479,486	-	4,124,025	119%
Non-Operating Resources							
7912	Sale of assets	15,264	50,000	50,000	-	24,173	48%
7914	Loan Proceeds	-	-	-	-	-	0%
7915	Transfer from Other Funds	-	280,202	280,202	-	-	0%
Total non-operating resources		15,264	330,202	330,202	-	24,173	7%
GRAND TOTAL - GENERAL FUND		\$ 58,435,843	\$ 127,626,630	\$ 127,626,630	\$ 36,127,357	\$ 77,432,475	61%
A	Projected FSP Payment/Due from State				\$ 36,127,357		
Based on following assumptions:		Attendance Projections	Budgeted	4th Six Weeks	Difference		
	Refined ADA-(ADA FTE Report- 4th 6 weeks)	13,059.849	12,886.133	11,510.672	(1,375.461)		
	Regular ADA-(ADA FTE Report- 4th 6 weeks)	11,809.304	11,608.807	10,456.119	(1,152.688)		
	Special Education FTEs	435.545	541.196	436.076	(105.120)		
	Career & Tech FTEs	815.000	736.130	618.477	(117.653)		
	Weighted ADA (Summary of Finance March 10, 2022)	18,007.153	17,699.154	31,923.241	224.087		
	Compensatory Enrollment (As of 10/5/2021)	8,123.000	8,992.000	8,345.000	(647.000)		

WICHITA FALLS ISD BOARD OF TRUSTEES
March 21, 2022

Agenda Item:	RFP 22-29 SHARS Medicaid Claim Reimbursement Processing Services		
Administrator Responsible:	Tim Sherrod, Chief Financial Officer		
Attachments:	None		
<input checked="" type="checkbox"/> Action Needed <input type="checkbox"/> Future Action <input type="checkbox"/> Presentation <input type="checkbox"/> Report			

Administrative Recommendation:

That the Wichita Falls Independent School District Board of Trustees award RFP 22-29 Medicaid Claim Reimbursement Processing and Collection Services to MSB Consulting LLC as submitted by Tim Sherrod, Chief Financial Officer, and as recommended by Michael S. Kuhrt, Superintendent of Schools.

Explanation:

RFP 22-29 was advertised twice in the Times Record News, posted on WFISD’s Ion Wave, with notices cross-posted on Public Purchase and the WFISD website. Twenty-four (24) vendors were notified of the RFP, twenty-one (21) accessed it, with five (5) vendors submitting proposals. The Evaluation Committee consisted of Tim Sherrod, Chief Financial Officer, Alefia Paris-Toulon, Director of Special Education, Denise Brown, Director of Finance, Lauren Zotz, Director of Purchasing, and Robbie Byrd SPED Systems Analyst, resulting in the following:

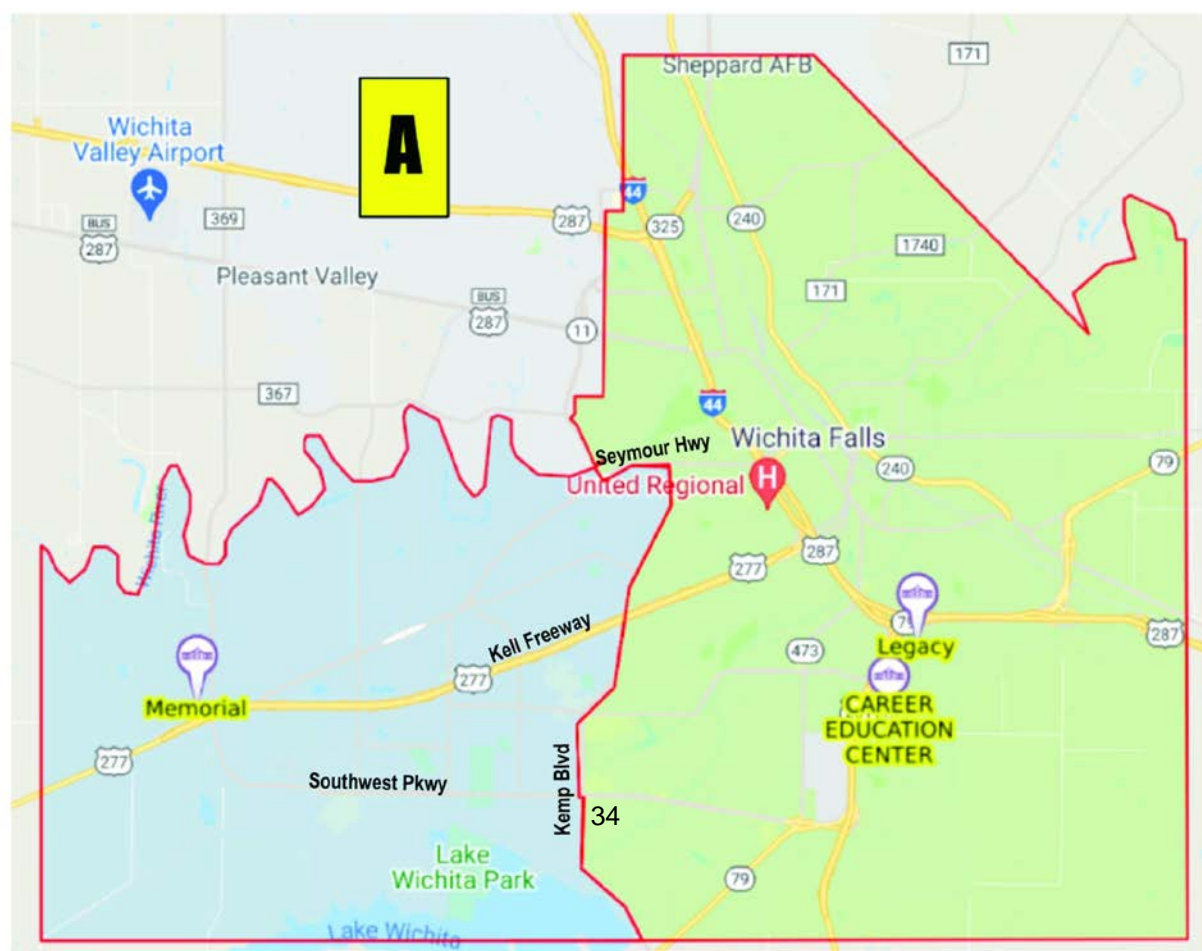
Company	City	Annual Fee	SH, Mac, CR%	RFP Scoring
MSB Consulting, LLC	Austin, Texas	\$0	5%, 5%, 0%	86.40
TASB	Austin, Texas	\$0	3.5%, 3.5%, 0%	73.80
Onward Learning	Austin, Texas	\$1,000	4%, 3.5%, 4.0%	52.85
Texas State Billing Services	Austin, Texas	\$0	5%, 5%, 5%	36.84
Houston ISD	Houston, Texas	\$1,200	5%, 4%, 2%	32.28

Fiscal Note:

The funds for this service will be expended from the Medicaid reimbursements collected from services provided to special needs students by the District. Purchases over \$100,000 require board approval per Policy CH Local.

Community Feedback from Attendance Zone Meetings

Meeting	Rider		Barwise		CEC		Hirschi		Total	
	Number	Percentage	Number	Percentage	Number	Percentage	Number	Percentage	Number	Percentage
"A" Kemp Split	4	50.00%	0	0.00%	0	0.00%	2	16.67%	6	10.91%
"B" Fairway Split	4	50.00%	17	94.44%	10	58.82%	10	83.33%	41	74.55%
"C" Legacy Pocket	0	0.00%	1	5.56%	7	41.18%	0	0.00%	8	14.55%
Total	8	100.00%	18	100.00%	17	100.00%	12	100.00%	55	100.00%



B

Wichita Valley Airport



287

369

Pleasant Valley

287

11

367

Sheppard AFB

171

287



325

240

1740

171

Old Iowa Park Rd

River City
Nature Center



Wichita Falls

United Regional



Railroad Tracks

240

79

Kell Freeway

287

473

Legacy



CAREER
EDUCATION
CENTER

Memorial



277

Fairway Blvd

35

79

Lake Wichita

C

Wichita Valley Airport



Sheppard AFB

171

369

287

Pleasant Valley

287

325

240

1740

287

11

44

171

367

River Bend Nature Center



Wichita Falls

United Regional



Railroad Tracks

Kell Freeway

287

240

79



Memorial

277

473

7

Legacy

CAREER EDUCATION CENTER

Barnett Rd

36

79

Lake Wichita

Lakeside City

79

281

WICHITA FALLS ISD BOARD OF TRUSTEES
March 21, 2022

Agenda Item:	Applicant Pool		
Administrator Responsible:	Cyndy Kohl, Director of Human Resources		
Attachments:	Applicant Pool		
<input checked="" type="checkbox"/> Action Needed	<input type="checkbox"/> Future Action	<input type="checkbox"/> Presentation	<input type="checkbox"/> Report

Administrative Recommendation:

That the Wichita Falls Independent School District Board of Trustees approve the proposed applicant pool as submitted by Cyndy Kohl, Director of Human Resources, and as recommended by Michael S. Kuhrt, Superintendent of Schools.

**APPLICANTS TO BE APPROVED BY THE BOARD OF EDUCATION
March 21, 2022**

CERTIFIED APPLICANT POOL

Name	Certification	University	Yrs of Exp	Position/Assignment	Previous District
Hughes, Sharla	Speech Language Pathologist	Texas Woman's University (Bachelors & Masters)	18	Speech Language Pathologist SPED/ Ed Center Replacing Taylor Parker	Keller ISD

Asterisk indicates Contract Addendum Required. See key below.

** Enrolled in an Alternative Certification Program*

*** One-year out-of state Certification*

**** Probationary Certificate*

***** Non-Renewal Permit*

DOI = District Of Innovation

**APPLICANTS TO BE APPROVED BY THE BOARD OF EDUCATION
March 21, 2022**

**CERTIFIED APPLICANT POOL
(ADDENDUM)**

Name	Certification	University	Yrs of Exp	Position/Assignment	Previous District
Johnson, Lawrence	PE EC-12	Eastern New Mexico State (Bachelors) University of Phoenix (Masters)	12	Athletic Director & Head Football Coach Hirschi Replacing Antonio Wiley	Slaton ISD

Asterisk indicates Contract Addendum Required. See key below.

** Enrolled in an Alternative Certification Program*

*** One-year Out of state Certification*

****Probationary Certificate*

***** Non-Renewal Permit*

DOI = District Of Innovation