



# Agenda of Board Meeting May 18, 2020 District Advisory Committee Wichita Falls Independent School District

NOTICE IS HEREBY GIVEN that the District Advisory Committee of Wichita Falls Independent School District will hold a Board Meeting at 6:00 PM, on May 18, 2020, at Board Room at the Education Center, 1104 Broad St, Wichita Falls, TX 76301.

The agenda for the meeting is as follows:

*Pursuant to the Governor Abbott's Temporary Suspension of Open Meetings Laws issued on March 16, 2020, and consistent with new state and local mandates on public health and social distancing, this Meeting of the Wichita Falls ISD Board of Trustees will be conducted via Google Meet, which will be available online at <http://wichitafallsisdtx.swagit.com/live>. A quorum of the Board of Trustees will not be physically present at one location, and for safety reasons, we will not be permitting in-person attendance by members of the public.*

## I. CALL TO ORDER AND OPENING STATEMENT

## II. INVOCATION

## III. PUBLIC COMMENT

**In order to help stop the spread of COVID-19, public comments must be submitted to [MGRAHAM@WFISD.NET](mailto:MGRAHAM@WFISD.NET) by 6:00 pm on Monday, May 18, 2020. Public comments will be read aloud during this portion of the meeting. Please include your name, address, phone number and that you wish to make a public comment.**

## IV. SUPERINTENDENT'S REPORT

### A. COVID-19 Preparedness

## V. CONSENT AGENDA

### A. Planning and Decision-Making Process: District Level - Policy BQA (LOCAL)

### B. Financial Reports as of March 31, 2020

### C. Investment Report: Investment Policy, Annual Investment Report, Investment Brokers and Investment Officer Training Providers

## VI. FINANCIAL SERVICES

### A. Proposed Budget for 2020-2021: General Operating, Food Service, and Debt Service Funds

### B. 2020-2021 Employer Healthcare Contribution

## VII. BOARD MATTERS

A. Minutes

B. Long Range Facility Planning

C. Closed Session Pursuant to Texas Government Code Section 551.074:

1. Personnel Matters Including the Appointment, Evaluation, Reassignment, Duties, Discipline, Dismissal and/or Compensation of Individual District Employees
2. Discussion of Purchase, Exchange, Lease or Value of Real Property

D. Open Session:

1. Consideration and Possible Action Regarding an Option Contract for the Purchase of Real Property and any Improvements consisting of 180.84 Acres, More or Less, Located at 2550 Windthorst Road and 3501 Henry S. Grace Fwy in the City of Wichita Falls, County of Wichita, State of Texas

## **VIII. HUMAN RESOURCES**

A. Applicant Pool

## **IX. ADJOURNMENT**

---

The notice for this meeting was posted in compliance with the Texas Open Meeting Act on Friday, May 15, 2020 at 4:30 pm.

---

For the Board of Trustees

**WICHITA FALLS ISD BOARD OF TRUSTEES**  
**May 18, 2020**

<b>Agenda Item:</b>	Planning and Decision-Making Process: District Level BQA (LOCAL)		
<b>Administrator Responsible:</b>	Debby Patterson, Executive Director of School Administration		
<b>Attachments:</b>	Policy BQA (LOCAL)		
<input checked="" type="checkbox"/> Action Needed	<input type="checkbox"/> Future Action	<input type="checkbox"/> Presentation	<input type="checkbox"/> Report

**Administrative Recommendation:**

That the Wichita Falls Independent School District Board of Trustees add, revise, or delete BQA(LOCAL) as submitted by Debby Patterson, Executive Director of School Administration and as recommended by Michael S. Kuhrt, Superintendent.

**Explanation:**

BQA(LOCAL) is being submitted to add language that increases representation to the District's Advisory Committee. These additions also make the district able to meet compliancy requirements of composition for the committee for Title II grants.

**Fiscal Note:**

None.

PLANNING AND DECISION-MAKING PROCESS  
DISTRICT-LEVEL

BQA  
(LOCAL)

<b>District-Level Committee</b>	In compliance with law, the District shall establish a District-level committee to advise the Board or its designee in establishing and reviewing the District improvement plan [see BQ], as well as the District's educational goals, performance objectives, and major District-wide classroom instructional programs.
<b>Board's Designee</b>	The Superintendent shall serve as the Board's designee and shall regularly consult with the committee.
<b>Meetings</b>	The chairperson of the committee shall set its agenda and shall schedule at least two meetings per year, including the public meeting required by law.
<b>Communications</b>	The Superintendent shall ensure that the District-level committee establishes communication strategies to periodically obtain broad-based community, parent, and staff input and provide information to those persons regarding the recommendations of the committee.
<b>Composition</b>	The committee shall be composed of members who shall represent campus-based professional staff, <a href="#">campus-based non-professional staff</a> , District-level professional staff, parents, businesses, and the community. When practicable, professional staff representation shall include a representative with the primary responsibility for educating students with disabilities. For purposes of this policy, District-level professional staff shall be defined as professionals who have responsibilities at more than one campus, including, but not limited to, central office staff.
<b>Selected Representatives</b>	Parent, community member, and business representatives shall be selected in accordance with this policy and administrative regulations.
Parents	The committee shall include at least two parents of students currently enrolled in the District. The Superintendent shall, through various channels, inform all parents of District students about the committee's duties and composition and shall solicit volunteers.
Community Members	The committee shall include at least two community members selected by a process that provides for adequate representation of the community's diversity. The Superintendent shall use several methods of communication to ensure that community residents are informed of the committee and are provided the opportunity to participate and shall solicit volunteers. Community representatives must reside in the District.
Business Representatives	The committee shall include at least two business representatives selected by a process that provides for adequate representation of the community's diversity. The Superintendent shall use several methods of communication to ensure that area businesses are in-

formed of the committee and are provided the opportunity to participate and shall solicit volunteers. Business representatives need not reside in nor operate businesses in the District.

The committee shall include at least one non-professional (Para/Clerk/Hourly campus staff) to represent non-professional staff.

**Professional Staff Elections**

Professional staff representatives shall be nominated and elected in accordance with this policy and administrative regulations.

Professional Staff

Classroom teacher representatives shall comprise at least two-thirds of the total professional staff representation on the committee and shall be nominated and elected by classroom teachers assigned to each respective campus.

At least one campus-based nonteaching professional representative shall be nominated and elected by the campus-level nonteaching professional staff.

At least one campus-based specialized instructional support representative (assistant principal) shall be nominated and elected from among all campus-level specialized instructional support personnel.

At least one District-level professional representative, other than the Superintendent, shall be nominated and elected by the District-level professional staff.

An employee's affiliation or lack of affiliation with any organization or association shall not be a factor in either the nomination or election of the employee to the committee. [See DGA]

A nominee must consent before the person's name may appear on a ballot. Election of the committee shall be held at a time determined by the Board or its designee.

**Terms**

All representatives shall serve staggered two-year terms and shall not be limited as to the number of consecutive terms they may serve on the committee. [See BQA(REGULATION)]

**Vacancy**

If a vacancy occurs among the representatives, the vacancy shall be filled according to administrative procedures. [See BQA(REGULATION)]

**WICHITA FALLS ISD BOARD OF TRUSTEES**  
**May 18, 2020**

<b>Agenda Item:</b>	Financial Reports as of March 31, 2020
<b>Administrator Responsible:</b>	Tim Sherrod, Chief Financial Officer
<b>Attachments:</b>	Financials
<input checked="" type="checkbox"/> Action Needed	<input type="checkbox"/> Future Action <input type="checkbox"/> Presentation <input type="checkbox"/> Report

**Administrative Recommendation:**

That the Wichita Falls Independent School District Board of Trustees approves the attached year-to-date financial reports and investment reports as submitted by Tim Sherrod, Chief Financial Officer, and as recommended by Michael S. Kuhrt, Superintendent of Schools.

**Explanation:**

The following attachments report the revenue and expenditure position through March 31, 2020 for all funds. The current year column is reported as of the approved budget.

The “Year to Date Revenues and Expenses” report details the components of revenue and functional expenditures for the General Fund, Food Service Fund and Debt Service Fund.

For the General Fund, the Year to Date Revenues and Expenses report shows the current budget, actual revenue and expenditures to date with the percentage of budget for each category.

The attached financial reports represent nine months of operations, 75.00% of the fiscal year. As of March 31st, the district has collected 70.41% of projected revenues and expended 73.21% of budgeted expenditures.

**For the General Fund** revenues are 68.89% and expenditures are 70.59% of budgeted funds.

**For the Food Service Fund** revenues are 71.11% and expenditures are 79.52% of budgeted funds.

**For the Debt Service Fund** revenues are 101.12% and expenditures are 100.00% of budgeted funds.

Investments:

Tim Sherrod, Chief Financial Officer, hereby certifies that the following Investment Report represents the investment position of the school district as of the noted date in compliance with the Board approved Investment Policy, the Public Funds Investment Act (Texas Government Code 2256), and, Generally Accepted Accounting Principles (GAAP).

WICHITA FALLS INDEPENDENT SCHOOL DISTRICT  
FINANCIAL SUMMARY  
MARCH 2020

	<b>2019-2020</b>		
	<b>CURRENT BUDGET</b>	<b>ACTUAL YEAR TO DATE</b>	<b>% OF CURRENT BUDGET</b>
<b>REVENUE:</b>			
GNL. OPERATING	\$130,470,137	\$89,566,478	68.65%
ATHLETICS	\$390,000	\$271,546	69.63%
<b>General Fund</b>	<b>\$130,860,137</b>	<b>\$89,838,025</b>	<b>68.65%</b>
SP. EDUCATION	\$3,621,153	\$2,933,293	81.00%
VOCATIONAL	\$192,755	\$111,294	57.74%
CONS. APPLIC.	\$5,891,951	\$2,508,758	42.58%
OTHER SP. REV.	\$3,310,206	\$3,270,647	98.80%
<b>Special Revenues</b>	<b>\$13,016,065</b>	<b>\$8,823,992</b>	<b>67.79%</b>
FOOD SERVICE	\$8,288,051	\$5,893,611	71.11%
INT & SINKING	\$8,381,857	\$8,475,396	101.12%
CONSTRUCTION FUND	\$0	\$2,905	0.00%
INTERNAL SERVICE	\$4,764	\$7,509	157.63%
<b>TOTAL REVENUE</b>	<b>\$160,550,874</b>	<b>\$113,041,438</b>	<b>70.41%</b>
<b>EXPENDITURES:</b>			
GNL. OPERATING	\$130,540,801	\$92,077,452	70.54%
ATHLETICS	\$1,330,750	\$883,224	66.37%
<b>General Fund</b>	<b>\$131,871,551</b>	<b>\$92,960,676</b>	<b>70.49%</b>
SP. EDUCATION	\$3,621,153	\$3,393,631	93.72%
VOCATIONAL	\$192,755	\$120,707	62.62%
CONS. APPLIC.	\$5,891,951	\$3,129,089	53.11%
OTHER SP. REV.	\$3,310,206	\$3,809,925	115.10%
<b>Special Revenues</b>	<b>\$13,016,065</b>	<b>\$10,453,353</b>	<b>80.31%</b>
FOOD SERVICE	\$8,036,559	\$6,236,833	77.61%
INT & SINKING	\$8,524,500	\$8,524,500	100.00%
CONSTRUCTION FUND	\$0	\$0	0.00%
INTERNAL SERVICE	\$549,658	\$417,352	75.93%
<b>TOTAL EXPEND.</b>	<b>\$161,998,333</b>	<b>\$118,592,714</b>	<b>73.21%</b>

WICHITA FALLS INDEPENDENT SCHOOL DISTRICT  
 FINANCIAL SUMMARY  
 MARCH 2020

FUND	INVESTMENTS	CHECKING ACCOUNT	3/31/2020 TOTAL CASH
GNL. OPERATING	40,798,321	2,805,476	\$ 43,603,798
ATHLETICS	-	19,930	19,930
SPECIAL REVENUES	-	(1,377,220)	(1,377,220)
FOOD SERVICE	512,554	328,403	840,957
INT & SINKING	2,407,466	9,118	2,416,584
CONSTRUCTION FUND	217,085	28,758	245,842
INTERNAL SERVICE	560,445	(1,325,788)	(765,344)
PAYROLL	-	450,531	450,531
<b>TOTAL</b>	<b>\$ 44,495,871</b>	<b>\$ 939,207</b>	<b>\$ 45,435,078</b>

**WICHITA FALLS INDEPENDENT SCHOOL DISTRICT  
YEAR TO DATE REVENUES AND EXPENSES  
MARCH 2020**

**GENERAL FUND**

9 months have passed = 75.0%		2019-2020			CURRENT MONTH
		CURRENT BUDGET	YEAR TO DATE ACTUAL	YEAR TO DATE %	
<b>Revenues</b>					
5700	Local Revenues	46,169,369	44,725,064	96.87%	889,438
5800	State Revenues	80,240,715	41,460,590	51.67%	752,320
5900	Federal Revenues	3,987,053	3,643,195	91.38%	198,884
	<b>Total Revenues</b>	<b>\$ 130,397,137</b>	<b>\$ 89,828,849</b>	<b>68.89%</b>	<b>\$ 1,840,642</b>
<b>Expenses by Function</b>					
11	Instruction	\$ 80,033,676	\$ 56,071,300	70.06%	6,433,848
12	Instr. Resources/Media	1,566,741	1,123,536	71.71%	127,706
13	Curriculum Dev. & Staff Dev	1,347,091	940,184	69.79%	136,606
21	Instructional Leadership	2,955,027	2,032,026	68.77%	333,874
23	School Leadership	7,765,973	5,531,345	71.23%	636,316
31	Guidance, Counseling & Evaluation Svcs	4,328,748	3,212,665	74.22%	365,892
32	Social Work Services	323,277	231,685	71.67%	27,082
33	Health Services	1,771,106	1,284,695	72.54%	149,319
34	Student Transportation	3,113,960	2,345,591	75.33%	158,814
35	Food Service	-	-	0.00%	-
36	Co-Curricular/Extracurricular	3,773,583	2,621,124	69.46%	319,974
41	General Administration	4,513,208	3,370,864	74.69%	371,147
51	Plant Maint. & Operations	11,754,372	8,031,828	68.33%	1,061,140
52	Security & Monitoring	695,272	535,416	77.01%	68,991
53	Data Processing Services	4,785,846	3,166,440	66.16%	210,534
61	Community Services	5,340	2,821	52.82%	1,085
71	Debt Service	1,384,070	1,313,751	94.92%	35,441
81	Facilities Acquisition & Construction	836,002	660,028	78.95%	134,798
93	Payments to Fiscal Agent of SSA	100,000	45,222	45.22%	-
95	Payments to JJAEP	25,000	17,544	70.18%	3,008
99	Intergovernmental Charges	618,257	422,613	68.36%	142,825
	<b>Total Expenditures</b>	<b>\$ 131,696,551</b>	<b>\$ 92,960,676</b>	<b>70.59%</b>	<b>\$ 10,718,399</b>
<b>Other Sources and (Uses)</b>					
7900	Non-Operating Resources	463,000	9,176	1.98%	601
8900	Other Uses-Non-operating	(175,000)	-	0.00%	-
	<b>Total Other Sources and Uses</b>	<b>\$ 288,000</b>	<b>\$ 9,176</b>	<b>3.19%</b>	<b>\$ 601</b>
	<b>Net Change in Fund Balance</b>	<b>\$ (1,011,414)</b>	<b>\$ (3,122,651)</b>	<b>308.74%</b>	<b>\$ (8,877,156)</b>

**WICHITA FALLS INDEPENDENT SCHOOL DISTRICT  
YEAR TO DATE GENERAL FUND REVENUES  
MARCH 2020**

		2019-2020			Current Month
		BUDGET	ACTUAL	%	
<b>Local Revenues</b>					
5711	Current year tax levy	43,664,990	\$ 42,556,237	97.46%	728,650
5712	Taxes-delinquent	806,118	736,330	91.34%	12,260
5719	Tax penalties & interest	470,105	334,328	71.12%	66,633
5735	Summer school tuition	7,450	580	7.79%	-
5739	Tuition and Fees Local	25,000	32,082	128.33%	2,150
5742	Interest income	500,000	482,914	96.58%	46,323
5743	Facilities rental	107,000	129,032	120.59%	6,846
5744	Gifts and local grants	32,681	27,000	82.62%	-
5745	Insurance Proceeds	-	-	0.00%	-
5749	Miscellaneous revenues	180,933	132,644	73.31%	5,211
5754	Transfer from Other Funds	-	-	0.00%	-
5755	Enterprise Revenue	8,000	11,278	140.98%	1,583
<b>Local revenues to date before Athletics</b>		<b>45,802,277</b>	<b>44,442,425</b>	<b>97.03%</b>	<b>869,656</b>
5752	Scoreboard Fund	17,092	19,782	115.74%	19,782
5752	Athletics Fund ticket sales	350,000	262,857	75.10%	-
<b>Total local revenues to date</b>		<b>46,169,369</b>	<b>44,725,064</b>	<b>96.87%</b>	<b>889,438</b>
<b>State Revenues</b>					
5811	Available School Fund	3,200,166	1,570,306	49.07%	206,004
5812	Foundation entitlements	70,943,475	35,030,976	49.38%	-
5819	Other FSP Programs	-	180,979	0.00%	-
5826	PreK Supplement	-	-	0.00%	-
5829	Misc. state programs	-	-	0.00%	-
5831	TRS On-behalf	6,097,074	4,678,329	76.73%	546,316
<b>Total state revenues to date</b>		<b>80,240,715</b>	<b>41,460,590</b>	<b>51.67%</b>	<b>752,320</b>
<b>Federal Revenues</b>					
5941	Impact Aid	155,000	97,008	62.59%	-
5946	ROTC salary reimbursement	165,000	128,866	78.10%	16,836
5931	SHARS Revenue	3,257,053	3,127,322	96.02%	178,639
5931	SHARS Revenue-Deferred	-	-	0.00%	-
5919	Other Federal Revenues	300,000	202,582	67.53%	-
5929	After School Snack Program	110,000	87,417	79.47%	3,409
<b>Total federal revenues to date</b>		<b>3,987,053</b>	<b>3,643,195</b>	<b>91.38%</b>	<b>198,884</b>
<b>Non-Operating Resources</b>					
7914	Lease-purchase proceeds	-	-	0.00%	-
7915	Transfers From Other Funds	413,000	-	0.00%	-
7912	Sale of assets	50,000	9,176	18.35%	601
7956	Insurance Proceeds	-	-	-	-
<b>Total non-operating resources</b>		<b>463,000</b>	<b>9,176</b>	<b>1.98%</b>	<b>601</b>
<b>GRAND TOTAL - GENERAL FUND</b>		<b>\$ 130,860,137</b>	<b>\$ 89,838,025</b>	<b>68.65%</b>	<b>\$ 1,841,243</b>

**WICHITA FALLS INDEPENDENT SCHOOL DISTRICT  
YEAR TO DATE REVENUES AND EXPENSES  
MARCH 2020**

**FOOD SERVICE FUND**

9 months have passed = 75.0%		2019-2020			CURRENT MONTH
		CURRENT BUDGET	YEAR TO DATE ACTUAL	YEAR TO DATE %	
<b>Revenues</b>					
5700	Local Revenues	1,440,515	\$ 1,152,491	80.01%	82,999
5800	State Revenues	152,247	-	0.00%	-
5900	Federal Revenues	6,361,642	4,407,446	69.28%	391,944
5900	Federal Revenues - Snack Program	-	67,377	0.00%	5,263
5900	Federal Revenues - Supper Program	333,647	266,136	79.77%	35,943
	<b>Total Revenues</b>	<b>\$ 8,288,051</b>	<b>\$ 5,893,450</b>	<b>71.11%</b>	<b>\$ 516,149</b>
<b>Expenses by Function</b>					
35	Food Service	7,843,559	\$ 6,236,832	79.52%	491,832
51	Plant Maint. & Operations			0.00%	-
81	Facilities Acquisition & Construction			0.00%	-
	<b>Total Expenditures</b>	<b>\$ 7,843,559</b>	<b>\$ 6,236,832</b>	<b>79.52%</b>	<b>\$ 491,832</b>
<b>Other Sources and (Uses)</b>					
7900	Non-Operating Resources	-	159	0.00%	-
8900	Other Uses-Non-operating	(193,000)	-	0.00%	-
	<b>Total Other Sources and Uses</b>	<b>\$ (193,000)</b>	<b>\$ 159</b>	<b>0.08%</b>	<b>\$ -</b>
	<b>Net Change in Fund Balance</b>	<b>\$ 251,492</b>	<b>\$ (343,223)</b>	<b>136.47%</b>	<b>\$ 24,317</b>

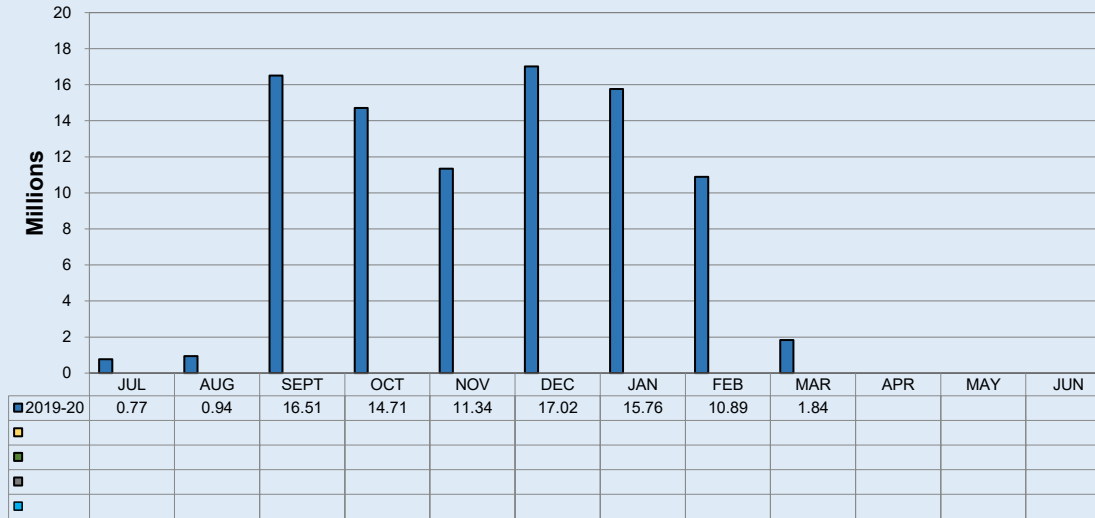
WICHITA FALLS INDEPENDENT SCHOOL DISTRICT  
YEAR TO DATE REVENUES AND EXPENSES  
MARCH 2020

DEBT SERVICE AND  
CAPITAL PROJECTS FUNDS

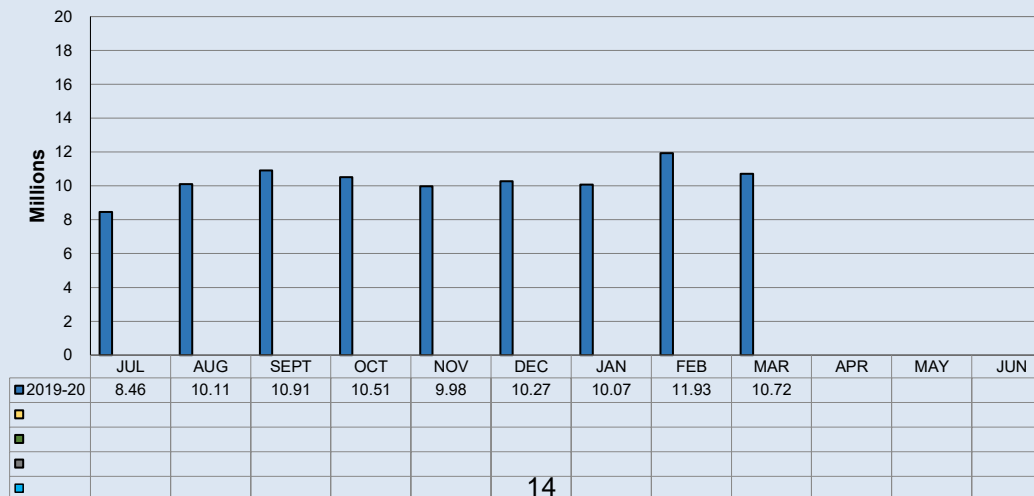
DEBT SERVICE FUND		2019-2020			CURRENT MONTH
		CURRENT BUDGET	YEAR TO DATE ACTUAL	YEAR TO DATE %	
9 months have passed = 75.0%					
<b>Revenues</b>					
5700	Local Revenues	7,592,770	\$ 8,098,928	106.67%	150,824
5800	State Revenues	789,087	376,468	47.71%	-
5900	Federal Revenues	-	-	0.00%	-
<b>Total Revenues</b>		<b>\$ 8,381,857</b>	<b>\$ 8,475,396</b>	<b>101.12%</b>	<b>\$ 150,824</b>
<b>Expenses by Function</b>					
71	Debt Service	\$ 8,524,500	\$ 8,524,500	100.00%	750
<b>Total Expenditures</b>		<b>\$ 8,524,500</b>	<b>\$ 8,524,500</b>	<b>100.00%</b>	<b>\$ 750</b>
<b>Other Sources and (Uses)</b>					
7900	Non-Operating Resources	-	\$ -	0.00%	-
8900	Other Uses - Non Operating	-	-	0.00%	-
<b>Total Other Sources and (Uses)</b>		<b>\$ -</b>	<b>\$ -</b>	<b>0.00%</b>	<b>\$ -</b>
<b>Net Change in Fund Balance</b>		<b>\$ (142,643)</b>	<b>\$ (49,104)</b>	<b>34.42%</b>	<b>\$ 150,074</b>
<b>CAPITAL PROJECTS FUND</b>		<b>2019-2020</b>			<b>CURRENT MONTH</b>
9 months have passed = 75.0%		<b>CURRENT BUDGET</b>	<b>YEAR TO DATE ACTUAL</b>	<b>YEAR TO DATE %</b>	
<b>Revenues</b>					
5700	Local Revenues	-	\$ 2,905	0.00%	185
5800	State Revenues	-	-	0.00%	-
5900	Federal Revenues	-	-	0.00%	-
<b>Total Revenues</b>		<b>\$ -</b>	<b>\$ 2,905</b>	<b>0.00%</b>	<b>\$ 185</b>
<b>Expenses by Function</b>					
11	Instruction	-	-	0.00%	-
53	Data Processing Services	-	-	0.00%	-
81	Facilities Acquisition & Construction	-	-	0.00%	-
<b>Total Expenditures</b>		<b>\$ -</b>	<b>\$ -</b>	<b>0.00%</b>	<b>\$ -</b>
<b>Other Sources and (Uses)</b>					
7900	Non-Operating Resources	-	-	0.00%	-
8900	Other Uses-Non-operating	-	-	0.00%	-
<b>Total Other Sources and (Uses)</b>		<b>\$ -</b>	<b>\$ -</b>	<b>0.00%</b>	<b>\$ -</b>
<b>Net Change in Fund Balance</b>		<b>\$ 13</b>	<b>\$ 2,905</b>	<b>0.00%</b>	<b>\$ 185</b>

Wichita Falls Independent School District  
Board Graphs  
March 2020

**General Fund Revenues by Month**

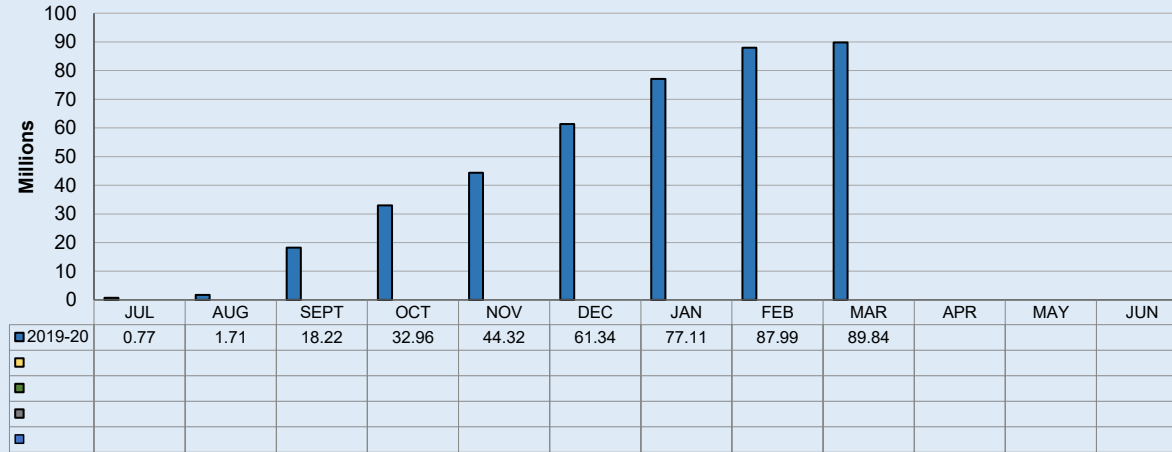


**General Fund Expenditures by Month**

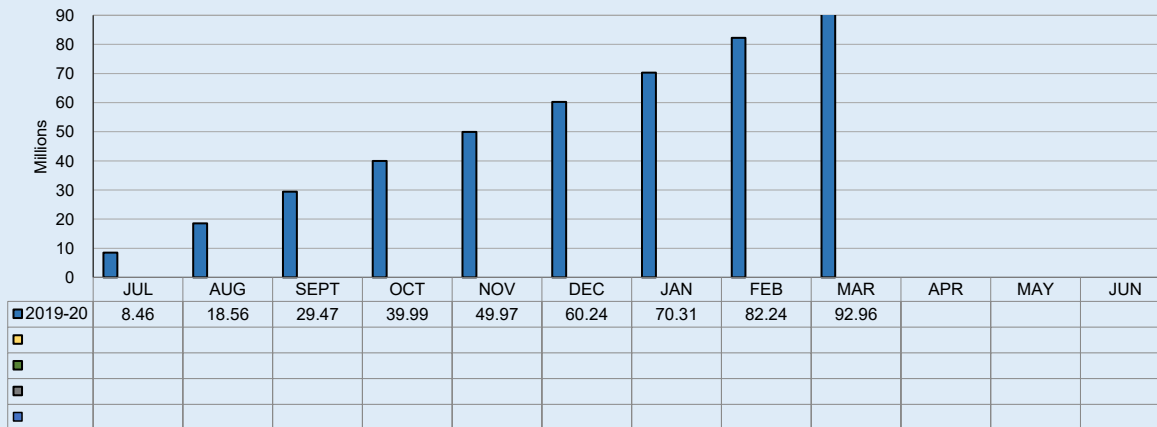


Wichita Falls Independent School District  
Board Graphs  
March 2020

**General Fund Revenues  
Cumulative Year To Date Totals**

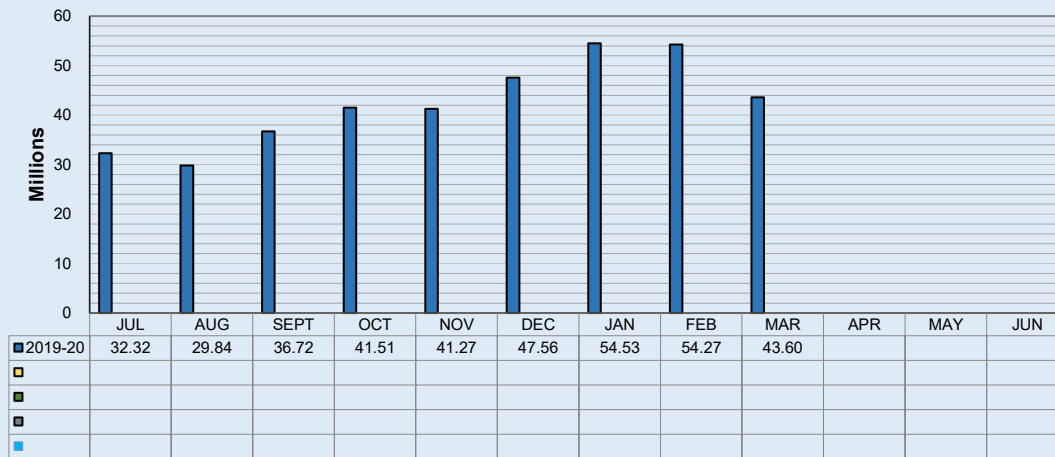


**General Fund Expenditures  
Cumulative Year to Date Totals**



Wichita Falls Independent School District  
 Board Graphs  
 March 2020

General Fund Cash Position



**WICHITA FALLS ISD**  
**Investments Report**  
**March 2020**

RATE	CUSIP #	DESC	PURCHASE DATE	YIELD RATE	DAYS	MATURITY DATE	PAR VALUE	PURCHASE COST	CURRENT BOOK VALUE	MARKET VALUE @ March 31, 2020	CURRENT MONTH	YEAR TO DATE
<b>GENERAL OPERATING FUND</b>												
		American National MMKT		0.55%			\$3,298,293.42	\$3,298,293.42	\$3,298,293.42	\$3,298,293.42	\$2,284.63	\$26,421.64
		TexasTERM Balance		1.20%			\$1,159,541.76	\$1,159,541.76	\$1,159,541.76	\$1,159,541.76	\$1,181.69	\$15,897.01
		TEXPOOL BALANCE		1.00%			\$22,644,462.36	\$22,644,462.36	\$22,644,462.36	\$22,644,462.36	\$24,452.44	\$266,791.33
		TEXPOOL Prime BALANCE		1.34%			\$2,933,687.24	\$2,933,687.24	\$2,933,687.24	\$2,933,687.24	\$3,323.46	\$43,348.40
		TEXPOOL TMN BALANCE		1.00%			\$1,493,090.08	\$1,493,090.08	\$1,493,090.08	\$1,493,090.08	\$1,271.29	\$20,018.54
		First National Bank -ICS		1.37%			\$3,141,252.97	\$3,141,252.97	\$3,141,252.97	\$3,141,252.97	\$4,058.40	\$46,781.62
		American National CDARS		2.40%			\$3,000,000.00	\$3,000,000.00	\$3,000,000.00	\$3,000,000.00	\$0.00	\$0.00
		ANB CDARS Interest Account		1.05%			\$118,862.55	\$118,862.55	\$118,862.55	\$118,862.55	\$6,211.06	\$54,524.21
		American National Bank -ICS		0.76%			\$3,009,130.97	\$3,009,130.97	\$3,009,130.97	\$3,009,130.97	\$3,539.02	\$9,130.97
		INTRA-MONTH CD ACTIVITY	PURCHASES									\$0.00
			MATURITIES									
		PREVIOUS MONTH'S MATURITIES										\$0.00
		TOTAL GENERAL FUND					\$40,798,321.35	\$40,798,321.35	\$40,798,321.35	\$40,798,321.35	\$46,321.99	\$482,913.72
<b>FOOD SERVICE FUND</b>												
		TEXPOOL BALANCE		1.00%			\$503,637.44	\$503,637.44	\$503,637.44	\$503,637.44	\$519.03	\$9,130.04
		TEXPOOL Prime BALANCE		1.34%			\$8,916.59	\$8,916.59	\$8,916.59	\$8,916.59	\$10.09	\$131.80
		INTRA-MONTH CD ACTIVITY	PURCHASES									\$0.00
			MATURITIES									
		PREVIOUS MONTH'S MATURITIES										\$0.00
		TOTAL FOOD SERVICE FUND					\$512,554.03	\$512,554.03	\$512,554.03	\$512,554.03	\$529.12	\$9,261.84
<b>INTEREST AND SINKING FUND</b>												
		TEXPOOL BALANCE		1.00%			\$2,406,130.27	\$2,406,130.27	\$2,406,130.27	\$2,406,130.27	\$1,990.60	\$26,822.17
		TEXPOOL Prime BALANCE		1.34%			\$1,335.87	\$1,335.87	\$1,335.87	\$1,335.87	\$1.51	\$19.80
		INTRA-MONTH CD ACTIVITY	PURCHASES									\$0.00
			MATURITIES									
		PREVIOUS MONTH'S MATURITIES										\$0.00
		TOTAL INTEREST AND SINKING FUND					\$2,407,466.14	\$2,407,466.14	\$2,407,466.14	\$2,407,466.14	\$1,992.11	\$26,841.97
<b>BOND CONSTRUCTION FUND</b>												
		American National MMKT		0.15%			\$256.94	\$256.94	\$256.94	\$256.94	\$0.04	\$0.47
		TEXPOOL BALANCE		1.00%			\$216,763.72	\$216,763.72	\$216,763.72	\$216,763.72	\$184.57	\$2,904.23
		TEXPOOL Prime BALANCE		1.34%			\$63.93	\$63.93	\$63.93	\$63.93	\$0.00	\$0.01
		INTRA-MONTH CD ACTIVITY	PURCHASES									
			MATURITIES									
		PREVIOUS MONTH'S MATURITIES										\$0.00
		TOTAL BOND CONSTRUCTION FUND					\$217,084.59	\$217,084.59	\$217,084.59	\$217,084.59	\$184.61	\$2,904.71
<b>WORKER'S COMPENSATION FUND</b>												
		TEXPOOL BALANCE		1.00%			\$560,444.52	\$560,444.52	\$560,444.52	\$560,444.52	\$477.18	\$7,508.65
		PREVIOUS MONTH'S MATURITIES										
		TOTAL WORKER'S COMPENSATION FUND					\$560,444.52	\$560,444.52	\$560,444.52	\$560,444.52	\$477.18	\$7,508.65
		<b>TOTAL WFISD INVESTMENTS &amp; INTEREST EARNINGS</b>					<b>\$44,495,870.63</b>	<b>\$44,495,870.63</b>	<b>\$44,495,870.63</b>	<b>\$44,495,870.63</b>	<b>\$49,505.01</b>	<b>\$529,430.89</b>
		<b>TEXPOOL HIGHEST BALANCE 03/11/2020:</b>										
			GENERAL OPERATING FUND				\$33,508,729.99					
			FOOD SERVICE				\$563,381.75					
			INTEREST & SINKING FUND				\$2,328,236.65					
			BOND CONSTRUCTION				\$216,643.08					
			WORKER'S COMPENSATION				\$559,967.34					
			MAINTENANCE TAX NOTE				\$1,491,818.79					
		<b>TOTAL</b>					<b>\$38,668,777.60</b>					

**Wichita Falls ISD**  
Property Tax Collections Report  
March 31, 2020

This statement is compiled from the tax collections monthly statement for the month of March 2020 submitted to us by the Wichita County Tax Assessor-Collector, Tommy Smyth.

This statement shows total collections for the month. The breakdown is as follows:

**Maintenance & Operations**

<u>Original Levy</u>	<u>Adjustments</u>	<u>Adjusted Levy</u>		Current		
				Month	YTD	
				Collections	Collected	Budget
<b>\$ 44,813,574</b>	<b>\$ (101,360.53)</b>	<b>\$ 44,712,213.08</b>	current			
<b>\$ 1,782,268</b>	<b>\$ (104,326.33)</b>	<b>\$ 1,677,941.27</b>	prior years			
<hr/>						
5711	Current Year			\$ 610,849.30	42,528,170.09	\$ 44,325,266
5712	Prior Years			8,758.54	223,612.05	670,000
5719	Penalty, Interest, & Misc Fees Collected			58,520.35	221,455.11	440,000
	Refunds			(59,091.15)	(138,779.46)	
	Adjustments			(76,060.93)	(518,487.48)	
				<hr/>		
	Totals			<b>\$ 542,976.11</b>	<b>42,315,970.31</b>	<b>\$45,435,266.00</b>
				<hr/>		
	Uncollected Levy				<u>3,638,112.21</u>	

**Interest & Sinking**

<u>Original Levy</u>	<u>Adjustments</u>	<u>Adjusted Levy</u>				
<b>\$ 8,314,552</b>	<b>\$ (18,806.07)</b>	<b>\$ 8,295,745.53</b>	current			
<b>\$ 280,255</b>	<b>\$ (19,356.34)</b>	<b>\$ 260,898.21</b>	prior years			
<hr/>						
5711	Current Year			\$ 113,353.64	7,891,826.78	\$ 7,581,915
5712	Prior Years			1,531.40	38,795.85	110,000
5719	Penalty, Interest, & Misc Fees Collected			9,722.42	29,269.58	60,000
	Refunds			(10,670.54)	(22,381.22)	
	Adjustments			(14,112.08)	(35,396.36)	
				<hr/>		
	Totals			<b>\$ 99,824.84</b>	<b>7,902,114.63</b>	<b>\$ 7,751,915.00</b>
				<hr/>		
	Uncollected Levy				<u>626,021.09</u>	

## YEAR-TO-DATE SUMMARY PART C

Tax Year = 2019 AND Year End Date = 03/31/2020 AND Month Range from 03/01/2020 to 03/31/2020 and Tax Units = {multiple} AND Date Type = 1

### 002 - WICHITA FALLS I.S.D.

#### CURRENT YEAR INFORMATION Start Financial Year 10/01/2019

Start Value	Start Exemption	Start Taxable	Rate	Calc Start Levy	Actual Start Levy	Start Frozen Loss	Start + Frozen
6,726,764,037	1,960,086,814	4,766,677,223	1.150000	54,816,788.06	53,128,125.21	1,688,662.50	54,816,787.71
Adjusted Value	Adjusted Exemption	Adj Taxable	Rate	Calc Adj Levy	Actual Current Levy	Adj Frozen Loss	Act Levy + Act Frozen
6,725,451,572	1,971,511,373	4,753,940,199	1.150000	54,670,312.29	53,007,958.61	1,662,350.73	54,670,309.34
Start Value	Net Value Adj	Start Value + Net Value Adj			Actual Current Value	Other Loss	
6,726,764,037	(1,312,465)	6,725,451,572			6,725,451,572	0.00	
Start Exemption	Net Exmp Adj	Start Exemp + Net Exmp Adj			Actual Current Exemption		
1,960,086,814	11,424,559	1,971,511,373			1,971,511,373		

YEAR	NET START BALANCE	NET MTD ADJ	NET YTD ADJ	NET MTD PAID	NET YTD PAID	CALC BALANCE	REFUNDS DUE	COL %
AS OF 03/31/2020								
1974	1.16	0.00	0.00	0.00	1.16	0.00	0.00	100.00
1975	63.00	0.00	0.00	0.00	9.97	53.03	0.00	15.82
1976	9.70	0.00	0.00	0.00	0.00	9.70	0.00	0.00
1977	46.70	0.00	0.00	0.00	0.00	46.70	0.00	0.00
1978	46.70	0.00	0.00	0.00	0.00	46.70	0.00	0.00
1979	155.82	0.00	0.00	0.00	0.00	155.82	0.00	0.00
1980	70.48	0.00	0.00	0.00	0.00	70.48	0.00	0.00
1981	223.19	0.00	0.00	0.00	0.00	223.19	0.00	0.00
1982	236.98	0.00	0.00	0.00	0.00	236.98	0.00	0.00
1983	441.32	0.00	0.00	0.00	0.00	441.32	0.00	0.00
1984	454.16	0.00	0.00	0.00	0.00	454.16	0.00	0.00
1985	1,421.55	0.00	0.00	0.00	0.00	1,421.55	0.00	0.00
1986	1,501.91	0.00	0.00	0.00	38.60	1,463.31	0.00	2.57
1987	1,395.65	0.00	0.00	23.10	91.64	1,304.01	0.00	6.56
1988	1,093.61	0.00	0.00	0.00	0.00	1,093.61	0.00	0.00
1989	1,684.70	0.00	0.00	0.00	14.97	1,669.73	0.00	0.88
1990	1,872.35	0.00	0.00	0.00	0.00	1,872.35	0.00	0.00
1991	733.86	0.00	0.00	0.00	0.00	733.86	0.00	0.00
1992	689.15	0.00	0.00	0.00	0.00	689.15	0.00	0.00
1993	3,525.91	0.00	0.00	0.00	0.00	3,525.91	0.00	0.00
1994	4,261.33	0.00	0.00	0.00	19.49	4,241.84	0.00	0.45
1995	5,032.87	0.00	0.00	0.00	28.90	5,003.97	0.00	0.57
1996	3,398.11	0.00	0.00	0.00	0.00	3,398.11	(0.08)	0.00
1997	4,236.23	0.00	0.00	0.00	0.00	4,236.23	0.00	0.00
1998	5,527.87	0.00	0.00	0.00	0.00	5,527.87	0.00	0.00
1999	7,704.95	(849.58)	(849.58)	19	0.00	6,855.37	0.00	0.00
2000	9,011.35	0.00	(114.16)	0.00	0.00	8,897.19	(204.00)	0.00

\* = This year and prior years

## YEAR-TO-DATE SUMMARY PART C

Tax Year = 2019 AND Year End Date = 03/31/2020 AND Month Range from 03/01/2020 to 03/31/2020 and Tax Units = {multiple} AND Date Type = 1

YEAR	NET START BALANCE	NET MTD ADJ	NET YTD ADJ	NET MTD PAID	NET YTD PAID	CALC BALANCE AS OF 03/31/2020	REFUNDS DUE	COL %
2001	7,141.42	0.00	0.00	0.00	15.46	7,125.96	0.00	0.21
2002	8,580.57	(163.40)	(179.04)	0.00	0.00	8,401.53	(0.01)	0.00
2003	12,964.43	(163.40)	(179.04)	40.95	235.90	12,549.49	(0.01)	1.84
2004	20,691.17	(294.99)	(764.07)	0.00	48.16	19,878.94	0.00	0.24
2005	27,331.28	(443.54)	(912.62)	0.00	102.51	26,316.15	0.00	0.38
2006	26,462.27	(339.31)	(1,627.56)	7.07	63.90	24,770.81	0.00	0.25
2007	27,954.60	(428.87)	(3,988.31)	0.00	229.36	23,736.93	0.00	0.95
2008	30,819.42	(382.24)	(3,127.29)	31.05	455.16	27,236.97	0.00	1.64
2009	62,323.18	(21,294.36)	(21,744.71)	70.03	476.04	40,102.43	0.00	1.17
2010	53,697.59	(384.19)	(751.19)	63.04	265.51	52,680.89	0.00	0.50
2011	51,094.24	(6.87)	(670.51)	52.01	898.62	49,525.11	0.00	1.78
2012	66,063.85	(6.90)	(771.13)	76.27	783.19	64,509.53	0.00	1.19
2013	90,736.91	(6.87)	(1,296.02)	407.26	4,152.89	85,288.00	0.00	4.64
2014	104,395.22	(6.47)	(4.17)	630.37	4,791.11	99,599.94	0.00	4.58
2015	117,237.42	(496.89)	(272.97)	615.07	7,853.27	109,111.18	0.00	6.71
2016	181,751.46	(71.04)	(771.44)	1,537.54	20,246.88	160,733.14	0.00	11.18
2017	323,899.85	(351.39)	(21,384.15)	7,302.22	45,859.06	256,656.64	0.00	15.15
2018	797,459.03	(24,884.06)	(64,274.72)	(566.04)	175,726.15	557,458.16	0.00	23.96
2019	53,128,125.21	(39,598.64)	(120,166.60)	724,202.94	50,419,996.87	2,587,961.74	0.00	95.11
<b>TOTAL</b>	<b>55,193,569.73</b>	<b>(90,173.01)</b>	<b>(243,849.28)</b>	<b>734,492.88</b>	<b>50,682,404.77</b>	<b>4,267,315.68</b>	<b>(204.10)</b>	

WICHITA FALLS INDEPENDENT SCHOOL DISTRICT  
PROJECTED REVENUE YEAR TO DATE COMPARISON  
March 31, 2020

		2018-2019		2019-2020		2019-2020	
		ACTUAL	BUDGET	PROJECTED	DIFFERENCE	YEAR TO DATE	PERCENT
						ACTUAL	COLLECTED
<b>Local Revenues</b>							
5711	Current year tax levy	44,545,361	\$ 43,664,990	\$ 43,664,990	\$ -	\$ 42,556,237	97%
5712	Taxes-delinquent	414,884	806,118	806,118	-	736,330	91%
5719	Tax penalties & interest	392,811	470,105	470,105	-	334,328	71%
5735	Summer School Tuition	5,520	7,450	7,450	-	580	8%
5739	Tuition & Fees	41,465	25,000	25,000	-	32,082	128%
5742	Interest income	696,658	500,000	500,000	-	482,914	97%
5743	Facilities rental	173,550	107,000	107,000	-	129,032	121%
5744	Gifts and local grants	6,813	27,000	27,000	-	27,000	100%
5745	Insurance Proceeds	-	-	-	-	-	0%
5749	Miscellaneous revenues	106,736	180,933	180,933	-	132,644	73%
5755	Enterprising Revenue	-	8,000	8,000	-	11,278	141%
	<b>Local revenues to date before Athletics</b>	<b>46,383,798</b>	<b>45,796,596</b>	<b>45,796,596</b>	<b>-</b>	<b>44,442,425</b>	<b>97%</b>
5752	Scoreboard Fund	-	17,092	17,092	-	19,782	116%
5752	Athletics Fund ticket sales	358,796	350,000	350,000	-	262,857	75%
	<b>Total local revenues to date</b>	<b>46,742,594</b>	<b>46,163,688</b>	<b>46,163,688</b>	<b>-</b>	<b>44,725,064</b>	<b>97%</b>
<b>State Revenues</b>							
5811	Available School Fund	6,314,466	3,200,166	3,200,166	-	1,570,306	49%
5812	Foundation entitlements	48,400,167	70,943,475	70,943,475	35,912,499	35,030,976	49%
5819	Other Foundation School Programs	-	-	-	-	180,979	0%
5820	Other State Program Revenue	-	-	-	-	-	0%
5826	PreK Supplement	-	-	-	-	-	0%
5829	High School Allotment	-	-	-	-	-	0%
5829	Misc. state programs	-	-	-	-	-	0%
5831	TRS On-behalf	4,474,438	6,097,074	6,097,074	-	4,678,329	77%
	<b>Total state revenues to date</b>	<b>59,189,071</b>	<b>80,240,715</b>	<b>80,240,715</b>	<b>35,912,499</b>	<b>41,460,590</b>	<b>52%</b>
<b>Federal Revenues</b>							
5941	Impact Aid	159,898	155,000	155,000	-	97,008	63%
5946	ROTC salary reimbursement	142,717	165,000	165,000	-	128,866	78%
5931	SHARS Revenue	5,798,004	3,257,053	3,257,053	-	3,127,322	96%
5919	E-rate funding	1,861,241	300,000	300,000	-	202,582	68%
5929	After School Snack Program	356,748	110,000	110,000	-	87,417	79%
	<b>Total federal revenues to date</b>	<b>8,318,608</b>	<b>3,987,053</b>	<b>3,987,053</b>	<b>-</b>	<b>3,643,195</b>	<b>91%</b>
<b>Non-Operating Resources</b>							
7912	Sale of assets	32,875	50,000	50,000	-	9,176	18%
7914	Loan Proceeds	-	-	-	-	-	0%
7915	Transfer from Other Funds	413,000	413,000	413,000	-	-	0%
	<b>Total non-operating resources</b>	<b>445,875</b>	<b>463,000</b>	<b>463,000</b>	<b>-</b>	<b>9,176</b>	<b>2%</b>
<b>GRAND TOTAL - GENERAL FUND</b>		<b>\$ 114,696,149</b>	<b>\$ 130,854,456</b>	<b>\$ 130,854,456</b>	<b>\$ 35,912,499</b>	<b>\$ 89,838,025</b>	<b>69%</b>
<b>A</b>	Projected FSP Payment/Due from State				<b>\$ 35,912,499</b>		
Based on following assumptions:		<b>Attendance Projections</b>	<b>Budgeted</b>	<b>4th Six Weeks</b>	<b>Difference</b>		
	Refined ADA-(ADA FTE Report- 3rd 6 weeks)	13,582.080	12,925.419	12,864.423	(60.996)		
	Regular ADA-(ADA FTE Report- 3rd 6 weeks)	12,339.432	11,644.541	12,442.098	797.557		
	Special Education FTEs	388.036	542.744	422.325	(120.419)		
	Career & Tech FTEs	821.734	738.134	734.769	(3.365)		
	Weighted ADA (Summary of Finance April 30, 2020)	18,258.599	17,699.154	17,513.115	(186.039)		
	Compensatory Enrollment	9,200.000	9,362.500	9,645.000	282.500		

**WICHITA FALLS ISD BOARD OF TRUSTEES**  
**May 18, 2020**

<b>Agenda Item:</b>	Investment Policy, Annual Investment Report, Investment Brokers and Investment Officer Training Providers
<b>Administrator Responsible:</b>	Tim Sherrod, Chief Financial Officer
<b>Attachments:</b>	Attachments
<input checked="" type="checkbox"/> Action Needed <input type="checkbox"/> Future Action <input type="checkbox"/> Information <input type="checkbox"/> Report	

**Administrative Information:**

That the Wichita Falls Independent School District Board of Trustees receive an Annual Investment Report and adopt the attached Investment Policy, Investment Brokers and Investment Officer Training Providers, as submitted by Tim Sherrod, Chief Financial Officer, and as recommended by Michael S. Kuhrt, Superintendent of Schools.

**Explanation:**

Annually, the financial officers are required to prepare a comprehensive report of investment program and investment activity to the Wichita Falls Independent School District Board of Trustees. This report is provided in the attachment on pages 2 through 3.

In compliance with the Public Funds Investment Act 2256.008, Wichita Falls Independent School District shall, at least annually, review, revise and adopt the District's Investment Policy pages 4-13, Other Revenue Investments CDA (Local).

Section 2256.052 provides for the annual review and approval of qualified brokers that are authorized to engage in investment transactions with the District, pages 14-16.

Section 2256.008 provides for the review of entities providing the investment officer training listed on page 17.

**Fiscal Note:**

None

## **Annual Investment Report For Year Ending June 30, 2020**

As required by Wichita Falls Independent School District's investment policy, the District's investment officers are required to prepare annually a comprehensive report on the investment program and investment activity to the Board of Trustees.

Monthly investment reports are prepared by the District's Finance Department and provided to the Board of Trustees by the Chief Financial Officer. The District's investment officers are required to maintain the appropriate training certifications.

For the 2019-2020 school year, the Wichita Falls ISD investment policy limited any investment to nine types allowed by the Public Funds Investment Act:

1. Obligations of the United States or Texas or its agencies and instrumentalities and political subdivisions permitted by Government Code 2256.009.
2. Certificates of deposit permitted by Government Code 2256.010.
3. Fully collateralized repurchase agreements permitted by Government Code 2256.011.
4. A securities lending program as permitted by Government Code 2256.0115.
5. Banker's acceptances as permitted by Government Code 2256.012.
6. Commercial paper as permitted by Government Code 2256.013.
7. No-load money market mutual funds and no-load mutual funds as permitted by Government Code 2256.014.
8. A guaranteed investment contract as an investment vehicle for bond proceeds, provided it meets the criteria and eligibility requirements established by Government Code 2256.015.
9. Public funds investment pools as permitted by Government Code 2256.016.

Wichita Falls ISD investments during the 2019-2020 school year were spread primarily among two public funds investment pools: TexasTERM Local Government Investment Pool and TexPool, as well as an American National Bank Money Market account, First National Bank ICS Account, and an American National Bank CDARS investment.

Annual investment balances, as of the end of the 2018-2019 fiscal year, are reflected on page 2. Copies of CDA (Local) can be found, beginning on page 3. No changes are recommended to these policies, at this time. Recommendations regarding investment brokers/dealers and investment training providers can be found, beginning on page 14.



**WICHITA FALLS ISD**  
**Investments Report**  
 June 2019

			Yield Rate	MARKET VALUE	MARKET VALUE	YTD Interest
			@	@	@	@
RATE	CUSIP #	DESC	June 30, 2019	September 1, 2018	June 30, 2019	June 30, 2019
<b>GENERAL OPERATING FUND</b>						
		American National MMKT	1.10%	\$3,243,218.37	\$3,271,871.78	\$28,653.41
		TexasTERM Balance	2.41%	\$1,121,884.86	\$1,143,644.75	\$21,759.89
		TEXPOOL BALANCE	2.38%	\$15,177,339.68	\$14,487,102.30	\$449,897.87
		TEXPOOL Prime BALANCE	2.52%	\$2,831,345.08	\$2,890,338.84	\$58,993.76
		TEXPOOL TMN BALANCE	2.38%	\$471,691.40	\$1,482,542.91	\$19,551.51
		First National Bank -ICS	2.60%	\$3,032,864.88	\$3,094,471.35	\$61,606.47
		American National CDARS	2.25%	\$3,000,000.00	\$3,000,000.00	\$0.00
		ANB CDARS Interest Account	0.25%	\$8,143.40	\$64,338.34	\$56,194.94
		INTRA-MONTH CD ACTIVITY				\$0.00
		PREVIOUS MONTH'S MATURITIES				\$0.00
		TOTAL GENERAL FUND		\$28,886,487.67	\$29,434,310.27	\$696,657.85
<b>FOOD SERVICE FUND</b>						
		TEXPOOL BALANCE	2.38%	\$564,141.10	\$1,025,085.99	\$13,293.44
		TEXPOOL Prime BALANCE	2.52%	\$8,605.39	\$8,784.79	\$179.40
		INTRA-MONTH CD ACTIVITY				\$0.00
		PREVIOUS MONTH'S MATURITIES				\$0.00
		TOTAL FOOD SERVICE FUND		\$572,746.49	\$1,033,870.78	\$13,472.84
<b>INTEREST AND SINKING FUND</b>						
		TEXPOOL BALANCE	2.38%	\$765,712.29	\$2,447,591.11	\$42,439.25
		TEXPOOL Prime BALANCE	2.52%	\$1,289.51	\$1,316.07	\$26.56
		INTRA-MONTH CD ACTIVITY				\$0.00
		PREVIOUS MONTH'S MATURITIES				\$0.00
		TOTAL INTEREST AND SINKING FUND		\$767,001.80	\$2,448,907.18	\$42,465.81
<b>BOND CONSTRUCTION FUND</b>						
		American National MMKT	0.25%	\$255.92	\$256.47	\$0.55
		TEXPOOL BALANCE	2.38%	\$1,102,284.35	\$213,859.49	\$7,941.35
		TEXPOOL Prime BALANCE	2.52%	\$63.92	\$63.92	\$0.00
		INTRA-MONTH CD ACTIVITY				
		PREVIOUS MONTH'S MATURITIES				\$0.00
		TOTAL BOND CONSTRUCTION FUND		\$1,102,604.19	\$214,179.88	\$7,941.90
<b>WORKER'S COMPENSATION FUND</b>						
		TEXPOOL BALANCE	2.38%	\$542,468.01	\$552,935.87	\$10,467.86
		PREVIOUS MONTH'S MATURITIES				
		TOTAL WORKER'S COMPENSATION FUND		\$542,468.01	\$552,935.87	\$10,467.86
		<b>TOTAL WFISD INVESTMENTS &amp; INTEREST EARNINGS</b>		<b>\$31,871,308.16</b>	<b>\$33,684,203.98</b>	<b>\$771,006.26</b>

**Objectives**

The objectives of the District investment policy shall be:

- First, safety; second, adequate liquidity; and third, yield.
- To set forth methods, means, and goals of financial investment and debt management operation for the District.
- To insure the financial security and optimum liquidity of the District's funds at all times.
- To assist the District in achieving the maximum total investment of the District's funds in a prudent manner at all times.
- To assist the District in achieving the maximum interest yield on the District's funds at all times through methods allowed under federal and state law and in accordance with the District's current bank depository contract.

**Standard of Care**

The District's investments shall be made with judgment and care under circumstances then prevailing that persons of prudence, discretion, and intelligence exercise in the management of their own affairs, not for speculation, but for investment, considering the probable safety of their capital as well as the probable income to be derived and optimum liquidity required for operations in the District. Individual investments shall be made in a manner consistent with this policy.

All investments must be in compliance with Texas Government Code 2256.

**Investment Strategy**

The District maintains portfolios that utilize four specific investment strategy considerations designed to address the unique characteristics of the fund groups represented in the portfolios.

General Operating  
Funds

The District's investment strategy for general operating funds shall be made to ensure that anticipated cash flows are matched with adequate investment liquidity.

Bond Operating  
Funds

The District shall utilize an investment policy for bond operating funds to generate a dependable revenue stream for the appropriate debt service funds consistent with the District's investment policy and state law.

Debt Service Funds

The District shall utilize as the primary objective for the investment of debt service funds adequate liquidity to cover the debt service obligation of the District on required payment dates. Investments shall not have a stated final maturity date that exceeds the appropriate debt service payment date.

OTHER REVENUES  
INVESTMENTS

CDA  
(LOCAL)

Special and Trust  
Funds

The District shall invest special and trust funds in accordance with state law and the District's investment policy to the maximum ability that such investments may benefit the District directly or shall utilize said funds in a method that such funds may benefit the District indirectly.

General Strategy

The District's investment portfolio shall consist of a variety of securities, which may include any or all of the authorized investments listed at Authorized Investments in this policy.

It shall be the general practice of the District to utilize an investment strategy based on Standard of Care in this policy, which also defines yield objectives as well as the Public Funds Investment Act, formerly Subchapter A of Chapter 2256 of the Texas Government Code (the Act). It is the District's intent to hold purchased securities to the stated maturity date and to have invested in such a manner to insure both the safety and liquidity of such transaction. In the event, however, the need arises to sell securities before the stated maturity date, said securities shall be analyzed to determine the appropriate time to liquidate said securities and minimize any potential real or book value loss to the District.

**Responsibilities**

An investment committee shall be appointed by the Board. The committee is responsible for establishing operating policies that will ensure that investments are maintained in a proper and prudent maturity distribution, represent sound extensions of credit and are appropriate investments with regard to regulatory and legal requirements. The committee shall meet quarterly, or as frequently as necessary, and shall be accountable to the Board. Ultimate responsibility for management of the investment portfolio rests with the investment officer (IO). It is expected that the IO may wish to delegate one or more of the specific investment objectives. Additionally, the IO shall be responsible for purchasing the type of securities approved in the quarterly investment strategy report. Sales from the portfolio must be approved by the IO and at least one other member of the committee.

During each quarterly meeting, the committee shall review securities purchases and sales of the previous period to determine their adherence to the investment policy and applicable laws and regulations. The committee shall also review investments maturing in the upcoming months and discuss possible reinvestment strategies. These strategies should be formulated with special regard to the District's liquidity needs, cash flow requirements, the projected economic environment, and policy guidelines as established by the committee. These actions by the investment committee are to be taken in addition to the Board taking action at monthly Board meetings to approve securities transactions and adherence to policy.

Summary information must be provided to the Board on the composition, size, quality, maturity, yield, and current market valuations for the investment portfolio. Implementation of this policy is the responsibility of the IO.

**Authorized  
Investments**

In accordance with authorizing federal and state laws (Government Code 2256), the District's depository contract, and appropriate approved collateral provisions, the District may utilize the following types of investments for the District's funds, including bond proceeds and pledged revenue to the extent allowed by law.

The IO shall be required to diversify maturities. The IO, to the extent possible, shall attempt to match investments with anticipated cash flow requirements. Matching maturities with cash flow dates will reduce the need to sell securities prior to maturity, thus, reducing market risk. Unless matched to specific requirements, the IO may not invest more than 20 percent of the District's funds for a period greater than one year.

U.S. Treasury  
Securities

U.S. Treasury securities are direct obligations of the U.S. Government. U.S. Treasury obligations are the highest quality and are the most liquid and marketable of investment securities. Investments in this category shall include Treasury bills, Treasury notes, and Treasury bonds. U.S. Treasury bills are sold on a discount basis and have initial maturities of three months, six months, and one year. U.S. Treasury notes and Treasury bonds are coupon-bearing instruments with initial maturities from two to ten years for notes and ten to 30 years for bonds.

The average life of the U.S. Treasury securities portfolio shall not exceed two years and may comprise up to 100 percent of the investment portfolio.

Federal Agencies

After U.S. Treasury securities, federal agency securities are generally regarded as the next highest quality investment suitable for the portfolio.

Federal agency obligations are usually acceptable for pledging and other collateral requirements. Agencies generally offer a rate of return slightly higher than direct U.S. Treasury securities. The spread difference in yield will be affected by the general level of interest rate, markets, and economic conditions at any given time. Consideration should be given to the spread relationship existing when portfolio investment decisions are made.

Securities included in this category are debt issuance by the Federal Farm Credit System (Farm Credits), the Federal Home Loan Bank (FHLB), the Federal National Mortgage Association (FNMA), the Student Loan Marketing Association (SLMA), the Federal

OTHER REVENUES  
INVESTMENTS

CDA  
(LOCAL)

Home Loan Mortgage Corporation (FHLMC or “Freddie Mac”), the Government National Mortgage Association (GNMA or “Ginnie Mae”), and the Small Business Administration (SBA).

The average life of the U.S. agency section of the portfolio shall not exceed two years and shall comprise up to 100 percent of the investment portfolio.

Municipal Bonds

Any direct obligations of the state of Texas or its agencies and instrumentalities are considered municipal bonds. The IO shall consider prudent diversification of investment holdings per obligor. Compliance with all legal and regulatory guidelines shall be adhered to in the purchase and holding of securities. Taxable municipal obligation purchases may be made but are subject to the same credit, maturity, and geographic distribution requirements that may be applicable as dictated by the investment policy.

Credit information shall be maintained sufficient for management of the District to exercise an informed judgment in determining whether the securities should be purchased and to enable regulators to determine that each security purchased meets all statutory and regulatory requirements. Credit information sufficient for the Board to comply with all statutory and regulatory requirements relating to the approval of each investment shall be provided. The District shall retain all records relating to transactions in its investment portfolio as may be required by statute or regulation.

Additional consideration shall be given to the increased yield spread of taxable municipals over all other taxable investment alternatives.

Various political subdivisions of state and local government issue debt through municipal securities generally under two categories: general obligation (G.O.) and revenue bonds.

G.O. bonds are issued for a variety of public financing needs. They are generally regarded as the most credit worthy of municipal securities as they are backed by the taxing authority of the issuing governmental entity.

Revenue bonds are issued to finance specific projects (i.e., water and/or sewer revenues) and depend on the revenue or fee generated from the projects for repayment of principal and interest.

Bonds with a minimum Moody’s Investor’s Service rating of A or Standard & Poor’s Service rating of A shall be considered as eligible portfolio investments. An exception may be made for local, well-known credit issues where the cost of obtaining a credit rating by the issuing body is prohibitive.

Geographical distribution of municipals is an effective method of diversifying the District's overall credit risk and maximizing income potential.

The District will consider the following credit information on general obligation municipals to be purchased:

1. Relationship of debt burden to property valuation.
2. Reasonableness of debt burden on a per capita basis.
3. Sinking fund provisions.
4. Historical trends of debt.
5. Future debt service requirements.
6. Assessed valuation, including basis of assessment.
7. Relationship of tax burden to property valuation.
8. Tax collection record.
9. Recent trends in tax rates.
10. Economic background.
11. Debt paying ability.
12. Population trends.

The District shall consider the following credit information on revenue municipals to be purchased:

1. The number of times gross revenues cover debt service (coverage).
2. The segregation of revenue funds from general funds.
3. The flow of revenues to specific reserve accounts.
4. Special covenants that may limit default remedies.

The average maturity of this section of the portfolio shall be no greater than two years and will comprise no more than 50 percent of the investment portfolio.

Certificates of  
Deposit

Certificates of deposit must be issued by a state or national bank, domiciled in the state of Texas, or a savings and loan association, domiciled in the state of Texas, which is guaranteed or insured by the Federal Deposit Insurance Corporation (FDIC), or its successor; secured by obligations described in the Act, including mortgage-backed securities directly issued by a federal agency or instrumentality that have a market value of not less than the principal

OTHER REVENUES  
INVESTMENTS

CDA  
(LOCAL)

amount of the certificates, but excluding those mortgage-backed securities of the nature described by the Act; or secured in any other manner and amount provided by law for deposits of the investing entity. Total collateralized certificates of deposits may comprise 100 percent of the investment portfolio.

Repurchase  
Agreements

A fully collateralized repurchase agreement authorized under the Act, if the repurchase agreement has a defined termination date, is secured by obligations described by the Act, and requires the securities being purchased by the entity to be pledged to the entity, held in the entity's name, and deposited at the time the investment is made with a third party selected and approved by the entity; and is placed through a primary government securities dealer, as defined by the Federal Reserve, or a financial institution doing business in the state of Texas. "Repurchase agreement" means a simultaneous agreement to buy, hold for a specified time, and sell back at a future date, obligations described by the Act at a market value at the time the funds are dispersed of not less than 102 percent of the principal amount of the funds dispersed. The term of the repurchase agreements shall not exceed 180 days.

Notwithstanding any other law, the term of any reverse security repurchase agreement shall not exceed 90 days after the date the reverse security repurchase agreement is delivered. Money received by an entity under the terms of a reverse security repurchase agreement shall be used to acquire additional authorized investments, but the term of authorized investments acquired must mature no later than the expiration date stated in the reverse security repurchase agreement.

Total investment in repurchase and reverse repurchase agreements shall not exceed 100 percent of the investment portfolio.

Mutual Funds

No-load money market mutual funds are regulated by the Securities and Exchange Commission, which has a dollar-weighted average stated maturity of 90 days or fewer and includes in its investment objectives the maintenance of a stable net asset value of \$1 for each share. A no-load mutual fund is an authorized investment under the Public Funds Investment Act if the mutual fund is registered with the Securities and Exchange Commission; has an average weighted maturity of less than two years; is invested exclusively in obligations approved by the Act; is continuously rated as to investment quality by at least one nationally recognized investment firm of not less than AAA or its equivalent; and conforms to the requirements set forth in the Act relating to the eligibility of investment pools to receive and invest funds of investing entities. The District is not authorized to invest in the aggregate more than 80 percent of its monthly average fund balance, excluding bond

OTHER REVENUES  
INVESTMENTS

CDA  
(LOCAL)

proceeds, and reserves and other funds held for debt service, in money market mutual funds as set forth herein above, or mutual funds as herein set forth above, either separately or collectively; invest in the aggregate more than 15 percent of its monthly average fund balance, excluding bond proceeds, and reserves and other funds held for debt service, in mutual funds as herein above described; invest any portion of bond proceeds, reserves and funds held for debt service, in mutual funds herein described above; or invest its funds or funds under its control, including bond proceeds and reserves and other funds held for debt service, in any one mutual fund as herein set out above in an amount that exceeds ten percent of the total assets of the mutual fund.

Additionally, the District may invest in a public investment pool meeting the requirements of the Act if the Board authorizes the investment in the particular pool. Investment in this type of pool shall not exceed ten percent of the investment portfolio.

Certificates of  
Deposit—Credit  
Unions

Certificates of deposit (CDs) and share certificates must be issued by a state or federal credit union domiciled in the state of Texas, guaranteed or insured by the FDIC or its successor or the National Credit Union Share Insurance Fund or its successor, and secured by obligations described by the Act at 102 percent of the principal value of the CD, except for obligations described in the Act.

Public Funds  
Investment Pools

Public funds investment pools shall comprise 100 percent of the investment portfolio.

**Monitoring Market  
Prices**

The investment officer shall monitor the investment portfolio and shall keep the Board informed of significant changes in the market value of the District's investment portfolio. Information sources may include financial/investment publications and electronic media, available software for tracking investments, depository banks, commercial or investment banks, financial advisers, and representatives/advisers of investment pools or money market funds. Monitoring shall be done at least quarterly, as required by law, and more often as economic conditions warrant by using appropriate reports, indices, or benchmarks for the type of investment.

**Monitoring Rating  
Changes**

In accordance with Government Code 2256.005(b), the investment officer shall develop a procedure to monitor changes in investment ratings and to liquidate investments that do not maintain satisfactory ratings.

**Safekeeping and  
Collateralization**

The laws of the state and prudent treasury management require that all purchased securities be bought on a delivery versus payment basis and be held in safekeeping by either the District, an independent third-party financial institution, or the District's designated depository.

All safekeeping arrangements shall be designated by the IO and an agreement of the terms executed in writing. The third-party custodian shall be required to issue safekeeping receipts to the District listing each specific security, rate, description, maturity, cusip number, and other pertinent information. Each safekeeping receipt shall be clearly marked that the security is held for the District or pledged to the District.

Collateralization shall be required on two types of investments:

1. CDs over the FDIC insurance coverage of \$250,000; and
2. Repurchase agreements.

In order to anticipate market changes and provide a level of additional security for all funds, the collateralization level required shall be 102 percent of the market value of the principal and accrued interest.

### **Evaluation and Reporting**

The IO shall submit monthly reports to the Board and quarterly and annual reports to the District containing sufficient information to permit an informed outside reader to evaluate the investment program. At a minimum, this report shall contain:

- Beginning and ending market value of the portfolio by market sector and total portfolio;
- Beginning and ending carrying (book) value of the portfolio by market sector and total portfolio;
- Transactions that change market and book value, detail reporting on each asset (book, market, and maturity dates at a minimum);
- Overall current yield of the portfolio; and
- Overall weighted average maturity of the portfolio and maximum maturities in the portfolio.

The report shall be prepared jointly by all involved in the investment activity and shall be signed by the staff involved.

### **Prudence**

The standard of prudence to be used in the investment function shall be the "prudent person" standard and shall be applied in the context of managing the overall portfolio. This standard states:

"Investments shall be made with judgment and care, under circumstances then prevailing, which persons of prudence, discretion, and intelligence exercise in the management of their own affairs, not for speculation, but for investment, considering the probable

safety of their capital as well as the expected income to be derived.”

**Securities  
Dealers/Transactions**

The District has employed Sentry Management, Inc. (SMI) to provide professional investment advice for the District’s investment portfolio and other related investment areas such as asset/liability and interest rate risk analysis. SMI is an investment adviser firm registered with the Securities Exchange Commission as an adviser under the Investment Advisers Act of 1940 (15 U.S.C. section 80 b-1) and also with the Texas State Securities Board. SMI shall be employed on a set-fee basis only and shall not act as a dealer or broker.

The District’s management and Board recognize the importance of receiving objective, professional advice in management of the investment portfolio; however, it is explicitly understood that the Board, through management, does not delegate responsibility for the portfolio to SMI. All acquisitions and/or sales of securities shall be directly at the discretion of the District.

SMI places dealers in competition on purchases and sales and maintains records of each transaction. Transactions are done on a “best execution” basis, which precludes limiting any individual dealer’s securities’ volume with the District. Setting maximum volume quotas could force the District to purchase or sell securities at less than the best price and would not be in the best interest of the District.

Further, SMI shall not execute a transaction for the District without specific authorization from the District.

The District may have transactions with any Federal Reserve reporting government dealer (primary dealer). The Federal Reserve requires all primary dealers to maintain large capital and be financially solvent.

In addition to primary dealers, the District may have security transactions with the dealers listed at CDA(EXHIBIT)-A. Current financial information is maintained by SMI on the dealers listed on Exhibit A and is made available to the District. Additionally, the District shall maintain information on each dealer listed. The District may purchase or sell any of the approved investments listed in the investment policy from or to any of the approved securities dealers.

It shall be the District’s Board acting through the committee and management’s responsibility to review the dealers’ financial condition. Considerations of each dealer shall be the dealer’s capital and financial strength and general reputation with other financial institutions and investment dealers. Whenever available and possible,

the District shall consider information from state or federal securities regulators and securities industry self-regulatory organizations, such as the National Association of Securities Dealers, concerning any formal enforcement actions against the dealer, its affiliates, or associated personnel.

All the District's records are available for unannounced, on-site inspection at SMI offices by any representative of the District.

**Sellers of Investments**

Prior to handling investments on behalf of the District, a broker/dealer or a qualified representative of a business organization must submit required written documents in accordance with law. [See Sellers of Investments, CDA(LEGAL)]

Representatives of brokers/dealers shall be registered with the Texas State Securities Board and must have membership in the Securities Investor Protection Corporation (SIPC) and be in good standing with the Financial Industry Regulatory Authority (FINRA).

**Exceptions to Policy**

It is anticipated that, in the course of business, it may be prudent to make investment decisions that differ from current operating policy when it is impossible for the committee to convene. In the event of this occurrence, the IO and one other committee member may act for the entire committee. All actions taken in the absence of the complete committee shall be reported in full to the next regularly scheduled committee and/or Board meeting. A permanent file of all exceptions shall be maintained by the IO.

This policy is intended to be flexible to deal with rapidly changing conditions in the District's economic environment and the global bond and money markets. Therefore, this policy can be amended by a majority vote of the committee. All policy changes shall be reported and approved at the next Board meeting.

This policy shall be reviewed by the Board at least annually.

1. The district currently has access to the following list of investment brokers and dealers that have been selected by the District's Financial Advisor, Murphy Davis, Sr. with Sentry Management, Inc. We recommend that the board of Trustees review and adopt these lists of qualified brokers and dealers that are authorized to engage in investment transactions with the district.

## EXHIBIT A

### LIST OF THE PRIMARY GOVERNMENT SECURITIES DEALERS REPORTING TO THE MARKET REPORTS DIVISION OF THE FEDERAL RESERVE BANK OF NEW YORK

(As of January 3, 2020)

#### Primary Dealers

Bank of Nova Scotia, New York Agency  
BMO Capital Markets Corp.  
BNP Paribas Securities Corp.  
Barclays Capital Inc.  
Cantor Fitzgerald & Co.  
Citigroup Global Markets Inc.  
Credit Suisse AG, New York Branch  
Daiwa Capital Markets America Inc.  
Deutsche Bank Securities Inc.  
Goldman Sachs & Co. LLC  
HSBC Securities (USA) Inc.  
Jefferies LLC  
J.P. Morgan Securities LLC  
Merrill Lynch, Pierce, Fenner & Smith Incorporated  
Mizuho Securities USA LLC  
Morgan Stanley & Co. LLC  
NatWest Markets Securities Inc.  
Nomura Securities International, Inc.  
RBC Capital Markets, LLC  
Societe Generale, New York Branch  
TD Securities (USA) LLC  
UBS Securities LLC.  
Wells Fargo Securities, LLC

NOTE: This list has been compiled and made available for statistical purposes only and has no significance with respect to other relationships between dealers and the Federal Reserve Bank of New York. Qualification for the reporting list is based on the achievement and maintenance of the standards outlined in the [Federal Reserve Bank of New York's memorandum of January 11, 2010](#).



**SENTRY MANAGEMENT, INC .**  
INVESTMENT ADVISERS

Exhibit A-1

**APPROVED BROKER/DEALER LIST**

**January 2, 2020**

<b>DEALER</b>	<b>FINANCIAL DATE</b>	<b>CONTACT</b>	<b>CITY</b>
BAKER GROUP	Dec-18	TODD STORY	AUSTIN
BANC OF AMERICA SECURITIES	Sep-19	JULIA ERICKSON	DALLAS
BANK OF OKLAHOMA	Sep-19	NIKI PLUNKETT	LITTLE ROCK
BB&T CAPITAL MARKETS	Dec-18	JR GULKA	NEW JERSEY
BARCLAYS CAPITAL INC.	Dec-18	DICK WU	NEW YORK
BMO CAPITAL MARKETS	Dec-18	SCOTT SHANNON	NEW YORK
BNP PARIBAS	Dec-18	ALEX FRUM	CHICAGO
BNY MELLON FINANCIAL MARKETS	Dec-18	ANNA HENNESSY	PITTSBURGH
CANTOR FITZGERALD & CO	Dec-18	STEVE HANLON	MEMPHIS
CAPITAL INSTITUTIONAL SERVICES (CIS)	Dec-18	DAVID LEE	DALLAS
CITIGROUP GLOBAL MARKETS	Dec-18	MARK PRICE	LOS ANGELES
COMMERCE BANK	Dec-18	MARK CHELLIS	ST. LOUIS
CREDIT SUISSE SECURITIES	Dec-18	MARY BARBER	NEW YORK
CREWS & ASSOCIATES, INC.	Dec-18	RICK CALHOUN	LITTLE ROCK
DAVENPORT & CO. LLC	Dec-18	KEVIN BOLL	RICHMOND
DEUTSCHE BANK	Dec-18	PAUL MILLER	NEW YORK
DUNCAN WILLIAMS	Dec-18	DOUG BOYER	ATLANTA
ESTRADA HINOJOSA & CO.	Dec-18	ROSS MORING	DALLAS
FIRST TENNESSEE BANK, N.A.	Dec-18	JASON DOMBOSKI	MEMPHIS
FROST BANK CAPITAL MARKETS	Dec-18	JEFF BECKEL	SAN ANTONIO
FCSTONE	Dec-18	MEG SURIANI	NEW YORK
GEORGE K BAUM	Oct-19	DUSTIN OSBORN	DENVER
GOLDMAN, SACHS & CO.	Dec-18	KARL A BAUMERT	NEW YORK
HILLTOP SECURITIES	Jun-19	GENE PALMA	DALLAS
HUTCHINSON SHOCKEY ERLEY & CO.	Mar-19	JOSH SHNEYDEROV	CHICAGO
JANNEY MONTGOMERY SCOTT LLC	Dec-18	SUSAN MARRON	NEW YORK
J.P. MORGAN/CHASE SECURITIES	Dec-18	RICH DROZD	NEW YORK
JEFFERIES & COMPANY, INC.	Nov-19	JILL NENTWIG	NEW YORK
KEY BANK	Dec-18	TONY VERCELLI	NEW YORK
MIZUHO SECURITIES, INC.	Sep-19	AMY WALKINGTON	CHICAGO
MORGAN STANLEY DEAN WITTER & CO	Sep-18	MIKE GORMLEY	NEW YORK
NOMURA	Mar-19	PAUL MURPHY	NEW YORK
OPPENHEIMER & COMPANY INC.	Dec-18	JON CURRA	KANSAS CITY
PNC CAPITAL MARKETS	Dec-18	JUSTON DAVENPORT	PITTSBURGH
PIPER JAFFRAY & CO.	Mar-19	ADAM SAFER	DENVER
RAYMOND JAMES	Sep-19	DAVID THOMPSON	LITTLE ROCK
RBC DAIN RAUSCHER, INC.	Oct-19	PHILLIP SMITH	DALLAS
ROBERT W. BAIRD & CO	Jun-19	LARRY SEROTA	HOUSTON
SAMCO CAPITAL MARKET INC.	Dec-18	JOHN DUGAN	DALLAS
STEPHENS INC.	Jun-19	STEVE GELLER	ST. PETERSBURG
STERN BROTHERS	Oct-19	DEBORAH BRUCE	KANSAS CITY
STIFEL NICOLAUS & COMPANY INC.	Dec-18	MIKE BELL	DALLAS
SUNTRUST SECURITIES CORP	Sep-19	SUSAN BONSELL	MEMPHIS
TD SECURITIES	Oct-19	JACQUELINE CAVOTO	NEW YORK
UMB BANK	Sep-19	JEFFREY STEINER	DALLAS
UBS PAINWEBBER, INC.	Sep-19	CRAIG LEIDERMAN	NEW YORK
VINING-SPARKS IBC, L.P.	Jun-19	JOHN PENDER	MEMPHIS
WELLS FARGO	Dec-18	RUSTY PARKER	DALLAS
WILLIAM BLAIR	Dec-18	CARTER BROWER	DALLAS
ZIONS BANK CAPITAL MARKETS	Dec-18	TY ROBERTS	SALT LAKE CITY

2. Government Code, Chapter 2256, requires investment officers to receive instruction relating to investment responsibilities under the Public Funds Investment Act from an independent source approved by the Board of a designated investment committee advising the investment officer, as provided for in the District's investment policy. We recommend the following providers for investment training:

- Texas Association of School Administrators (TASA)
- Texas Association of School Boards (TASB)
- Texas Association of School Business Officials (TASBO) and local Affiliates
- Texas Comptroller of Public Accounts
- Texas State Society of Certified Public Accountants and its approved providers
- Regional Education Service Centers
- Government Finance Officers Association
- Government Treasurer's Organization of Texas

**WICHITA FALLS ISD BOARD OF TRUSTEES**  
**May 18, 2019**

<b>Agenda Item:</b>	Proposed Budget for 2020-2021: General Operating, Food Service, and Debt Service Funds
<b>Administrator Responsible:</b>	Tim Sherrod, Chief Financial Officer
<b>Attachments:</b>	Attachments
<input type="checkbox"/> Action Needed <input type="checkbox"/> Future Action <input checked="" type="checkbox"/> Presentation <input type="checkbox"/> Report	

**Administrative Information:**

That the Wichita Falls Independent School District Board of Trustees considers information related to the Proposed Budget for 2020-2021 for the General Operating, Food Service, and Debt Service Funds, as submitted by Tim Sherrod, Chief Financial Officer, and as recommended by Michael S. Kuhrt, Superintendent of Schools.

**Explanation:**

For 2020-2021, the primary funding sources continue to be from state aid and from property tax collections. House Bill 3 provided for additional state funding while reducing property taxes.

**Fiscal Note:**



## Wichita Falls Independent School District 2020-2021 Preliminary Budget Draft

	2019-2020 Original Budget Revenues	2020-2021 Proposed General Operating Revenues	2020-2021 Proposed Food Service Revenues	2020-2021 Proposed Debt Service Revenues	Total
Operating Tax Revenue	\$ 0.97	\$ 0.9664		\$ 0.18	\$ 1.1464
Beginning Fund Balance 07-01-2019	\$ 23,091,385	\$ 30,246,650	\$ 1,337,400	\$ 2,336,443	\$ 33,920,493
Estimated Net Change in Fund Balance for 2019-2020	\$ (1,103,073)	\$ (1,231,413)	\$ -	\$ -	\$ (1,231,413)
Estimated Available Fund Balance 07-01-2020	<u>\$ 21,988,313</u>	<u>\$ 29,015,237</u>	<u>\$ 1,337,400</u>	<u>\$ 2,336,443</u>	<u>\$ 32,689,080</u>
<b>Revenues:</b>					
5700 Local & Intermediate	\$ 46,136,687	\$ 45,251,439	\$ 1,515,154	\$ 8,271,850	\$ 55,038,443
5800 State Program	\$ 80,240,715	\$ 78,686,406	\$ 152,247	\$ 276,600	\$ 79,115,253
5900 Federal Program	\$ 3,987,053	\$ 1,157,878	\$ 6,770,007		\$ 7,927,885
Total Revenues	<u>\$ 130,364,455</u>	<u>\$ 125,095,723</u>	<u>\$ 8,437,408</u>	<u>\$ 8,548,450</u>	<u>\$ 142,081,581</u>
<b>Other Sources:</b>					
Sale of Assets	\$ 50,000	\$ 10,000	\$ -	\$ -	\$ 10,000
Transfer In from McCoy Foundation - Scientific Learning	\$ 220,000	\$ -	\$ -	\$ -	\$ -
Transfer In from Food Service for Utilities & Custodial	\$ 193,000	\$ 280,202	\$ -	\$ -	\$ 280,202
Total Other Sources	<u>\$ 463,000</u>	<u>\$ 290,202</u>	<u>\$ -</u>	<u>\$ -</u>	<u>\$ 290,202</u>
Total Revenues & Other Sources	<u>\$ 130,827,455</u>	<u>\$ 125,385,925</u>	<u>\$ 8,437,408</u>	<u>\$ 8,548,450</u>	<u>\$ 142,371,783</u>
	Original Budget Expenditures	Proposed General Operating Expenditures	Proposed Food Service Expenditures	Proposed Debt Service Expenditures	Total
<b>Expenditures by Function:</b>					
11 Instruction	\$ 79,877,136	\$ 79,831,378			\$ 79,831,378
12 Instructional Resources	\$ 1,611,370	\$ 1,655,763			\$ 1,655,763
13 Staff Development	\$ 1,316,470	\$ 1,386,071			\$ 1,386,071
21 Instructional Administration	\$ 2,929,045	\$ 2,744,222			\$ 2,744,222
23 School Administration	\$ 7,639,262	\$ 8,693,396			\$ 8,693,396
31 Counseling Services	\$ 4,303,490	\$ 4,603,405			\$ 4,603,405
32 Social Work Services	\$ 323,277	\$ 325,417			\$ 325,417
33 Health Services	\$ 1,759,694	\$ 1,800,545			\$ 1,800,545
34 Transportation Services	\$ 3,113,960	\$ 2,609,500			\$ 2,609,500
35 Food Service	\$ -	\$ -	7,992,916		\$ 7,992,916
36 Extra-Curricular	\$ 3,700,113	\$ 3,823,023			\$ 3,823,023
41 General Administration	\$ 4,548,689	\$ 4,489,886			\$ 4,489,886
51 Maintenance	\$ 11,606,722	\$ 12,168,944			\$ 12,168,944
52 Security	\$ 689,247	\$ 967,572			\$ 967,572
53 Data Processing Services	\$ 4,623,865	\$ 2,995,968			\$ 2,995,968
61 Community Services	\$ 3,850	\$ 9,700			\$ 9,700
71 Debt Services	\$ 1,384,070	\$ 1,384,870		8,548,450	\$ 9,933,320
81 Construction	\$ 543,194	\$ -	\$ -	\$ -	\$ -
93 Payments to Fiscal Agent/Member Districts of SSA's	\$ 100,000	\$ 100,000			\$ 100,000
95 Payments to JJAEP	\$ 12,000	\$ 25,000			\$ 25,000
99 Intergovernmental Charges	\$ 567,000	\$ 585,000			\$ 585,000
Total Expenditures	<u>\$ 130,652,454</u>	<u>\$ 130,199,659</u>	<u>\$ 7,992,916</u>	<u>\$ 8,548,450</u>	<u>\$ 146,741,025</u>
<b>Other Uses:</b>					
Total Expenditures & Other Uses	<u>\$ 130,827,454</u>	<u>\$ 130,374,659</u>	<u>\$ 8,273,119</u>	<u>\$ 8,548,450</u>	<u>\$ 147,196,228</u>
<b>Other Uses:</b>					
Transfer out from Food Service			\$ 280,203	\$ -	\$ 280,203.00
Memorial Stadium Transfer to Capital Projects Fund	\$ 75,000	\$ 75,000	\$ -	\$ -	\$ 75,000.00
Fine Arts Transfer to Capital Projects Fund	\$ 50,000	\$ 50,000	\$ -	\$ -	\$ 50,000.00
Athletics Transfer to Capital Projects Fund	\$ 50,000	\$ 50,000	\$ -	\$ -	\$ 50,000.00
Total Other Uses	<u>\$ 175,000</u>	<u>\$ 175,000</u>	<u>\$ 280,203</u>	<u>\$ -</u>	<u>\$ 455,203.00</u>
Estimated Net Change in Fund Balance 2020-2021	\$ -	\$ (4,988,734)	\$ 164,289	\$ -	\$ (4,824,445)
Projected Ending Fund Balance 6-30-2021	<u>\$ 21,988,312</u>	<u>\$ 24,026,503</u>	<u>\$ 1,501,689</u>	<u>\$ 2,336,443</u>	<u>\$ 27,864,635</u>



## 199 - Revenue Comparison to Prior Year

		2019-2020 Adopted Original Budget Revenues	2020-2021 Proposed General Operating Revenues	Difference	
199 R 00 5711 00 000 0 00 000	Taxes Current year Levy	43,664,989	43,143,012	-521,977	95% of Actuals
199 R 00 5712 00 000 0 00 000	Taxes, Prior Year	806,118	742,260	-63,858	Decreased off 5 year actuals at 95%
199 R 00 5719 00 000 0 00 000	Penalties, Interest, and Other Tax	470,105	467,217	-2,888	Decreased off 5 year actuals at 95%
199 R 00 5735 00 699 0 00 000	Summer School Tuition	7,450	7,450	0	Remains the same
199 R 00 5739 00 000 0 00 000	Tuition and Fees	25,000	30,000	5,000	Increased based off actuals
					Decreased based off current interest rates
199 R 00 5742 00 000 0 00 000	Investments	500,000	175,000	-325,000	
199 R 00 5743 00 000 0 00 000	Rent	67,000	80,000	13,000	Increased based off actuals
181 R 00 5743 00 900 0 00 000	Stadium Facility Rentals	40,000	50,000	10,000	# of MSU Games provide by S. Hafley
199 R 00 5744 55 000 0 00 302	Gifts-Priddy-6th Grade Opera	0	30,000	30,000	Offsetting Expenditure
181 R 00 5749 00 000 0 00 000	Stadium Parking Fees	0	15,000	15,000	Offsetting Expenditure
199 R 00 5749 00 000 0 00 000	Other Revenue	66,639	70,000	3,361	Increased based off 5 years of Actuals
199 R 00 5749 00 000 0 00 254	Other Revenue Transcripts	4,294	7,500	3,206	Increased based off prior year actual
199 R 00 5749 00 831 0 00 000	Misc Print Shop Internal	110,000	55,000	-55,000	Decreased based off prior year actuals
181 R 00 5752 00 000 0 00 000	Rev Athletic Fund Ticket Sales	350,000	350,000	0	Remains the same
199 R 00 5752 21 000 0 00 000	Revenue-scoreboard Advert	17,092	19,000	1,908	Based off 5 years of actuals
199 R 00 5755 00 831 0 00 000	Enterprise Print Shop- Non Tax	8,000	8,000	0	Based off prior year actuals
199 R 00 5755 01 831 0 00 000	Print Shop Taxable Ent Revenue	0	2,000	2,000	Based off prior year actuals
	<b>5700 Local &amp; Intermediate</b>	<b>46,136,687</b>	<b>45,251,439</b>	<b>-885,248</b>	
199 R 00 5811 00 000 0 00 000	Per Capita Apportionment	3,200,166	5,189,564	1,989,398	Based off ADA at end of Semester 1 at 12,973.910, ADA for 1-4th six weeks is 12,810.239
					Based off ADA at end of Semester 1 at 12,973.910, ADA for 1-4th six weeks is 12,810.240
199 R 00 5812 00 000 0 00 000	Foundation School Program Act	70,943,475	67,436,162	-3,507,313	Based off ADA at end of Semester 1 at 12,973.910, ADA for 1-4th six weeks is 12,810.241
199 R 00 5819 00 000 0 23 000	Other Fsp Programs	0	31,512		% of salaries (Revenue = Expense) Finish verifying Position Control
199 R 00 5831 00 000 0 00 000	TRS OnBehalf	6,097,074	6,029,168	-67,906	
	<b>5800 State Program</b>	<b>80,240,715</b>	<b>78,686,406</b>	<b>-1,585,821</b>	
199 R 00 5919 00 000 0 00 000	Erate	300,000	138,500	-161,500	Based on figures provide by S. McGaha
199 R 00 5929 00 000 0 00 000	Misc Federal Revenue -Hopes and Parents as Teachers	110,000	110,000	0	Remains the same
					50% Provided by MSB, Actual 18-19 Submitted \$1,168,755 - possible delay in funding
199 R 00 5931 80 000 0 00 000	SHARS	3,257,053	584,378	-2,672,675	
199 R 00 5941 00 000 0 00 000	Impact Aid	155,000	155,000	0	Based off Actuals
199 R 00 5946 00 000 0 00 000	ROTC	165,000	170,000	5,000	Increased based off actuals
	<b>5900 Federal program</b>	<b>3,987,053</b>	<b>1,157,878</b>	<b>-2,829,175</b>	
199 R 00 7912 00 000 0 00 000	Sale of Assets	50,000	10,000	-40,000	Decreased based off 5 year average
	Transfer In from FS for Utilities/Custodial Services and Scientific Learning	413,000	280,202	-132,798	Decreased by McCoy Foundation and Increased Utilites based off Actuals.
	<b>7900 Other Sources</b>	<b>463,000</b>	<b>290,202</b>	<b>-172,798</b>	
	<b>Total Revenue</b>	<b>130,827,455</b>	<b>125,385,925</b>	<b>-5,300,244</b>	

**WICHITA FALLS ISD BOARD OF TRUSTEES**  
**May 18, 2020**

**Agenda Item:** 2020-2021 Employer Healthcare Contribution

**Administrator Responsible:** Tim Sherrod, Chief Financial Officer

**Attachments:** Attachment

Action Needed     Future Action     Information     Report

**Administrative Information:**

That the Wichita Falls Independent School District Board of Trustees approves paying \$386, 100% of the employee only monthly healthcare contribution for each employee for the 2020-2021 fiscal year as submitted by Tim Sherrod, Chief Financial Officer, and as recommended by Michael S. Kuhrt, Superintendent of Schools.

**Explanation:**

Currently Wichita Falls Independent School District pays \$393 as the employer healthcare contribution benefit to employees. The attached chart shows the premium cost for the 2019-2020 year compared to the 2020-2021 year.

TRS ActiveCare is introducing Primary Plan (new for 2020-2021). The employee only cost for this plan is \$386 a month or zero (\$0.00) cost to the employee. The HD Plan (formerly 1HD) has a cost of \$397 or a four dollar (\$4.00) cost to the employee. In prior years the board has covered the cost of the HD Plan because it was the lowest cost option to employees. However, this year the New Primary Plan is the lowest cost plan.

If approved, Wichita Falls Independent School District, would continue to pay 100% of the lowest employee only healthcare plan.

**Fiscal Note:**

Currently the district pays \$393 per month for an estimated 1,542 employees equal to \$606,006 per month or \$7,272,072 annually. By decreasing the amount the district pays from \$393 per month to \$386 per month, it will decrease the district cost by \$10,794 per month or \$129,528 annually.

## TRS Activecare Rate Comparison for 2020-2021 Year

TRs Activecare Plans	Total Premium Before District Contribution			Less \$393 Contribution		
<b>Primary Plan (New 20-21)</b>				2020-2021 Premium	Employee Net Cost	
Employee Only				\$386.00	\$0.00	
Employee & Spouse				\$1,089.00	\$696.00	
Employee & Child(ren)				\$695.00	\$302.00	
Employee & Family				\$1,301.00	\$908.00	
<b>HD Plan (formerly 1HD)</b>	2019-2020 Premium	# Enrolled	19-20 Total Cost	2020-2021 Premium	Employee Net Cost	
Employee Only	\$378.00	702	\$265,356.00	\$397.00	\$4.00	increase
Employee & Spouse	\$1,066.00	22	\$23,452.00	\$1,120.00	\$727.00	increase
Employee & Child(ren)	\$722.00	158	\$114,076.00	\$715.00	\$322.00	decrease
Employee & Family	\$1,415.00	18	\$25,470.00	\$1,338.00	\$945.00	decrease
<b>1-HD Totals:</b>	<b>900</b>					
<b>Primary+ (formerly Select)</b>	2019-2020 Premium	# Enrolled	19-20 Total Cost	2020-2021 Premium	Employee Cost	
Employee Only	\$556.00	389	\$216,284.00	\$514.00	\$121.00	decrease
Employee & Spouse	\$1,367.00	15	\$20,505.00	\$1,264.00	\$871.00	decrease
Employee & Child(ren)	\$902.00	181	\$163,262.00	\$834.00	\$441.00	decrease
Employee & Family	\$1,718.00	16	\$27,488.00	\$1,588.00	\$1,195.00	decrease
<b>Select Totals:</b>	<b>601</b>					
<b>AC 2 (No new enrollment)</b>	2019-2020 Premium	# Enrolled	19-20 Total Cost	2020-2021 Premium	Employee Cost	
Employee Only	\$852.00	27	\$23,004.00	\$937.00	\$544.00	increase
Employee & Spouse	\$2,020.00	1	\$2,020.00	\$2,222.00	\$1,829.00	increase
Employee & Child(ren)	\$1,267.00	13	\$16,471.00	\$1,393.00	\$1,000.00	increase
Employee & Family	\$2,389.00	0	\$0.00	\$2,627.00	\$2,234.00	increase
<b>AC 2 Total:</b>		<b>41</b>				

**Total # Enroll on 4/1/2020**

**1542**

**Note:** Primary Plan is a new effective 9/1/2020. AC 2 is being phased out with no new enrollment.

# TRS-ActiveCare: What's New and What's Changing


Effective: Sept. 1, 2020

We listened to what your district leadership had to say about providing you enhanced health plan choices. Here are some key changes you'll see for each plan.

		Total Premium Before Your District Contribution			
		Current 2019-20 Total Premium	New 2020-21 Total Premium	Change in Dollar Amount	Key Plan Changes
<b>TRS-ActiveCare Primary (New!)</b>	Employee Only		\$386.00		<ul style="list-style-type: none"> <li>• New plan with lowest premium and copays for doctor visits and generic drugs before you meet the deductible.</li> <li>• Statewide network.</li> <li>• Participants must select a primary care provider who will make referrals to specialists.</li> </ul>
	Employee and Spouse		\$1,089.00		
	Employee and Children		\$695.00		
	Employee and Family		\$1,301.00		
<b>TRS-ActiveCare HD (formerly 1-HD)</b>	Employee Only	\$378.00	\$397.00	<b>\$19.00</b>	<ul style="list-style-type: none"> <li>• Less than \$20 increase in premiums for employee-only tier and reduced premiums for tiers with children.</li> <li>• New deductible cap for individuals on family plans means coinsurance coverage takes effect sooner.</li> <li>• Increase in deductible (+\$50 individual/+\$100 family) and maximum out-of-pocket (+\$150 individual/+\$300 family) to align with IRS guidelines</li> </ul>
	Employee and Spouse	\$1,066.00	\$1,120.00	<b>\$54.00</b>	
	Employee and Children	\$722.00	\$715.00	<b>-\$7.00</b>	
	Employee and Family	\$1,415.00	\$1,338.00	<b>-\$77.00</b>	
<b>TRS-ActiveCare Primary+ (formerly Select)</b>	Employee Only	\$556.00	\$514.00	<b>-\$42.00</b>	<ul style="list-style-type: none"> <li>• 8% reduction in premiums for all tiers.</li> <li>• Reduced maximum-out-of-pocket by \$1,000 for individuals and \$2,000 for family plans.</li> <li>• Statewide network.</li> <li>• Participants must select a primary care provider who will make referrals to specialists.</li> </ul>
	Employee and Spouse	\$1,367.00	\$1,264.00	<b>-\$103.00</b>	
	Employee and Children	\$902.00	\$834.00	<b>-\$68.00</b>	
	Employee and Family	\$1,718.00	\$1,588.00	<b>-\$130.00</b>	
<b>TRS-ActiveCare 2 (closed to new enrollees)</b>	Employee Only	\$852.00	\$937.00	<b>\$85.00</b>	<ul style="list-style-type: none"> <li>• TRS-ActiveCare 2 has experienced a decline in membership and a steady rise in high cost claims. To keep pace with higher health care costs, premiums for TRS-ActiveCare 2 will increase by 10%.</li> <li>• This plan is closed to new enrollees.</li> </ul>
	Employee and Spouse	\$2,020.00	\$2,222.00	<b>\$202.00</b>	
	Employee and Children	\$1,267.00	\$1,393.00	<b>\$126.00</b>	
	Employee and Family	\$2,389.00	\$2,627.00	<b>\$238.00</b>	

At a Glance			
	Primary	HD	Primary+
Premiums	Lowest	Lower	Higher
Deductible	Mid-range	High	Low
Copays	Yes	No	Yes
Network	Statewide	Nationwide	Statewide
PCP Required?	Yes	No	Yes
HSA-eligible?	No	Yes	No





# ACTIVATE YOUR HEALTH:

## TRS-ActiveCare Plan Highlights 2020-21

► **This new year brings new opportunities to unlock your potential and take charge of your wellness.**

After connecting with your district leaders to learn how we could enhance the quality of your coverage, we're providing improved pricing, more network choices, simplified coverage and a new plan with a lower premium and copays.

**Welcome to the 2020-21 TRS-ActiveCare, where you can empower the best you.**

### What to Know

#### How to Calculate Your Monthly Premium

Total Monthly Premium	<input type="text"/>
⊖ Your District and State Contributions	<input type="text"/>
<hr/>	
⊖ Your Premium	<input type="text"/>
<hr/>	
Calculate Your Monthly Premium	<input type="text"/>
⊖	<input type="text"/>
⊖	<input type="text"/>

Ask your Benefits Administrator for your district's specific premiums.

#### Learn the Terms

- **Premium:** The monthly amount you pay for health care coverage.
- **Deductible:** The annual amount for medical expenses you're responsible to pay before your plan begins to pay its portion.
- **Copay:** The set amount you pay for a covered service at the time you receive it. The amount can vary by the type of service.
- **Coinsurance:** The portion you're required to pay for services after you meet your deductible. It's often a specified percentage of the costs; i.e. you pay 20% while the health care plan pays 80%.
- **Out-of-Pocket Maximum:** The maximum amount you pay each year for medical costs. After reaching the out-of-pocket maximum, the plan pays 100% of allowable charges for covered services.

# 2020-21 TRS-ActiveCare Plan Highlights Sept. 1, 2020 – Aug. 31, 2021



## What's New

- Primary plan with a **lower premium and copays**
- Primary+ (formerly Select) **decreased premiums** by up to 8%
- **Broader networks** of health care providers
- **Lower premiums** for families with children

## Leverage Your \$0 Preventive Care\*

- Annual routine physicals (ages 12+)
- Annual mammogram (ages 40+)
- Annual OBGYN exam & pap smear (ages 18+)
- Annual prostate cancer screening (ages 45+)
- Well-child care (unlimited up to age 12)
- Healthy diet/obesity counseling (unlimited to age 22; ages 22+ get twenty-six visits per year)
- Smoking cessation counseling (8 visits per year)
- Breastfeeding support (six per year)
- Colonoscopy (ages 50+ once every ten years)

\*Available for all plans. See benefits guides for more details.

## Did You Know

- Our provider search tool will be available in June.
- Choosing a PCP helps you meet your health goals faster.
- Generic medications save money! Ask your provider if your medicine has a generic.

All TRS-ActiveCare participants have **three plan options**. Each is designed with the unique needs of our members in mind.

	<b>NEW:</b> TRS-ActiveCare Primary	TRS-ActiveCare HD	TRS-ActiveCare Primary+
Plan summary	<ul style="list-style-type: none"> <li>• Lower premium</li> <li>• Copays for doctor visits before you meet deductible</li> <li>• Statewide network</li> <li>• PCP referrals required to see specialists</li> <li>• Not compatible with health savings account (HSA)</li> <li>• No out-of-network coverage</li> </ul>	<ul style="list-style-type: none"> <li>• Similar to current 1-HD</li> <li>• Lower premium</li> <li>• Compatible with health savings account (HSA)</li> <li>• Nationwide network with out-of-network coverage</li> <li>• No requirement for PCPs or referrals</li> <li>• Must meet deductible before plan pays for non-preventive care</li> </ul>	<ul style="list-style-type: none"> <li>• Simpler version of the current Select plan</li> <li>• Lower deductible than HD and primary plans</li> <li>• Copays for many services and drugs</li> <li>• Higher premium</li> <li>• Statewide network</li> <li>• PCP referrals required to see specialists</li> <li>• Not compatible with a health savings account (HSA)</li> <li>• No out-of-network coverage</li> </ul>
If you make no changes during Annual Enrollment, you'll have the following plan...	Only employees that choose this new plan during Annual Enrollment will be enrolled in it.	If you're currently in TRS-ActiveCare 1-HD and you make no change during Annual Enrollment, this will be your plan next year.	If you're currently in TRS-ActiveCare Select and you make no changes during Annual Enrollment, this will be your plan next year.

Total Monthly Premiums			
Employee Only	\$386	\$397	\$514
Employee and Spouse	\$1,089	\$1,120	\$1,264
Employee and Children	\$695	\$715	\$834
Employee and Family	\$1,301	\$1,338	\$1,588

Plan Features				
Type of Coverage	In-Network Coverage Only	In-Network	Out-of-Network	In-Network Coverage Only
Individual/Family Deductible	\$2,500/\$5,000	\$2,800/\$5,600	\$5,500/\$11,000	\$1,200/\$3,600
Coinsurance	You pay 30% after deductible	You pay 20% after deductible	You pay 40% after deductible	You pay 20% after deductible
Individual/Family Maximum Out-of-Pocket	\$8,150/\$16,300	\$6,900/\$13,800	\$20,250/\$40,500	\$6,900/\$13,800
Network	Statewide Network	Nationwide Network		Statewide Network
Primary Care Provider (PCP) Required	Yes	No		Yes

Doctor Visits				
Primary Care	\$30 copay	You pay 20% after deductible	You pay 40% after deductible	\$30 copay
Specialist	\$70 copay	You pay 20% after deductible	You pay 40% after deductible	\$70 copay
TRS Virtual Health	\$0 per consultation	\$30 per consultation		\$0 per consultation

Immediate Care				
Urgent Care	\$50 copay	You pay 20% after deductible	You pay 40% after deductible	\$50 copay
Emergency Care	You pay 30% after deductible	You pay 20% after deductible		You pay 20% after deductible
TRS Virtual Health	\$0 per consultation	\$30 per consultation		\$0 per consultation

Prescription Drugs			
Drug Deductible	Integrated with medical	Integrated with medical	\$200 brand deductible
Generics (30-Day Supply / 90-Day Supply)	\$15/\$45 copay	You pay 20% after deductible	\$15/\$45 copay
Preferred Brand	You pay 30% after deductible	You pay 25% after deductible	You pay 25% after deductible
Non-preferred Brand	You pay 50% after deductible	You pay 50% after deductible	You pay 50% after deductible
Specialty	You pay 30% after deductible	You pay 20% after deductible	You pay 20% after deductible

This plan is closed and not accepting new enrollees. If you're currently enrolled in TRS-ActiveCare 2, you can remain in this plan.

TRS-ActiveCare 2
<ul style="list-style-type: none"> <li>• Closed to new enrollees</li> <li>• Current enrollees can choose to stay in plan</li> <li>• Lower deductible</li> <li>• Copays for many drugs and services</li> <li>• Nationwide network with out-of-network coverage</li> <li>• No requirement for PCPs or referrals</li> </ul>
If you're currently in TRS-ActiveCare 2, and you make no changes during Annual Enrollment, you will remain in TRS-ActiveCare 2 next year.

\$937
\$2,222
\$1,393
\$2,627

In-Network	Out-of-Network
\$1,000/\$3,000	\$2,000/\$6,000
You pay 20% after deductible	You pay 40% after deductible
\$7,900/\$15,800	\$23,700/\$47,400
Nationwide Network	
No	

You pay \$30 copay after deductible	You pay 40% after deductible
You pay \$70 copay after deductible	You pay 40% after deductible
\$0 per consultation	

\$50 copay	You pay 40% after deductible
You pay a \$250 copay plus 20% after deductible	
\$0 per consultation	


\$200 brand deductible
\$20/\$45 copay
You pay 25% after deductible (\$40 min/\$80 max)/ You pay 25% after deductible (\$105 min/\$210 max)
You pay 50% after deductible (\$100 min/\$200 max)/ You pay 50% after deductible (\$215 min/\$430 max)
You pay 20% after deductible (\$200 min/\$900 max)/ No 90-Day Supply of Specialty Medications

## 2020-21 Health Maintenance Organization Plans and Premiums for Select Regions of the State

### REMEMBER:

Remember that when you choose an HMO, you're choosing a regional network.

TRS also contracts with HMOs in certain regions of the state to bring participants in those areas another regional plan option.

	Central and North Texas Baylor Scott & White HMO <i>Brought to you by TRS-ActiveCare</i>	South Texas Blue Essentials HMO <i>Brought to you by TRS-ActiveCare</i>	West Texas Blue Essentials HMO <i>Brought to you by TRS-ActiveCare</i>
	<b>You can choose this plan if you live in one these counties:</b> Austin, Bastrop, Bell, Blanco, Bosque, Brazos, Burleson, Burnet, Caldwell, Collin, Coryell, Dallas, Denton, Ellis, Erath, Falls, Freestone, Grimes, Hamilton, Hays, Hill, Hood, Houston, Johnson, Lampasas, Lee, Leon, Limestone, Madison, McLennan, Milam, Mills, Navarro, Robertson, Rockwall, Somervell, Tarrant, Travis, Walker, Waller, Washington, Williamson	<b>You can choose this plan if you live in one these counties:</b> Cameron, Hidalgo, Starr, Willacy	<b>You can choose this plan if you live in one these counties:</b> Andrews, Armstrong, Bailey, Borden, Brewster, Briscoe, Callahan, Carson, Castro, Childress, Cochran, Coke, Coleman, Collingsworth, Comanche, Concho, Cottle, Crane, Crockett, Crosby, Dallam, Dawson, Deaf Smith, Dickens, Donley, Eastland, Ector, Fisher, Floyd, Gaines, Garza, Glasscock, Gray, Hale, Hall, Hansford, Hartley, Haskell, Hemphill, Hockley, Howard, Hutchinson, Irion, Jones, Kent, Kimble, King, Knox, Lamb, Lipscomb, Llano, Loving, Lubbock, Lynn, Martin, Mason, McCulloch, Menard, Midland, Mitchell, Moore, Motley, Nolan, Ochiltree, Oldham, Parmer, Pecos, Potter, Randall, Reagan, Reeves, Roberts, Runnels, San Saba, Schleicher, Scurry, Shackelford, Sherman, Stephens, Sterling, Stonewall, Sutton, Swisher, Taylor, Terry, Throckmorton, Tom Green, Upton, Ward, Wheeler, Winkler, Yoakum

Total Monthly Premiums			
Employee Only	\$551.10	\$491.54	\$534.42
Employee and Spouse	\$1,382.06	\$1,182.52	\$1,287.58
Employee and Children	\$883.50	\$766.96	\$835.68
Employee and Family	\$1,478.56	\$1,258.52	\$1,370.12

Plan Features			
Type of Coverage	In-Network Coverage Only	In-Network Coverage Only	In-Network Coverage Only
Individual/Family Deductible	\$950/\$2,850	\$500/\$1,000	\$950/\$2,850
Coinsurance	You pay 20% after deductible	You pay 20% after deductible	You pay 25% after deductible
Individual/Family Maximum Out-of-Pocket	\$7,450/\$14,900	\$4,500/\$9,000	\$7,450/\$14,900

Doctor Visits			
Primary Care	\$20 copay	\$25 copay	\$20 copay
Specialist	\$70 copay	\$60 copay	\$70 copay

Immediate Care			
Urgent Care	\$50 copay	\$75 copay	\$50 copay
Emergency Care	\$500 copay after deductible	You pay 20% after deductible	\$500 copay before deductible plus 25% after deductible

Prescription Drugs			
Drug Deductible	\$150 (excl. generics)	\$100	\$150
Days Supply	30-Day Supply / 90-Day Supply	30-Day Supply / 90-Day Supply	30-Day Supply / 90-Day Supply
Generics	\$5/\$12.50 copay	\$10/\$30 copay	\$5/\$12.50 copay ACA Preventative: \$0
Preferred Brand	30% after deductible	\$40/\$120 copay	30% after deductible
Non-preferred Brand	50% after deductible	\$65/\$195 copay	50% after deductible
Specialty	15%/25% after deductible (preferred/nonpreferred)	You pay 20% after deductible	15%/25% after deductible (preferred/nonpreferred)

**WICHITA FALLS ISD BOARD OF TRUSTEES**  
**May 18, 2020**

<b>Agenda Item:</b>	Minutes		
<b>Administrator Responsible:</b>	Michael S. Kuhrt, Superintendent of Schools		
<b>Attachments:</b>	Minutes of Special Session, April 14, 2020 Minutes of Regular Meeting, April 20, 2020		
<input checked="" type="checkbox"/> Action Needed	<input type="checkbox"/> Future Action	<input type="checkbox"/> Presentation	<input type="checkbox"/> Report

**Administrative Recommendation:**

That the Wichita Falls Independent School District Board of Trustees approves the proposed minutes of a special session, April 14, 2020 and minutes of a remote board meeting, April 20, 2020 as recommended by Michael S. Kuhrt, Superintendent of Schools.

**Explanation:**

Following are copies of the minutes of a special session, April 14, 2020 and minutes of remote board meeting, April 20, 2020. These minutes will become official upon approval by the Board.

**WICHITA FALLS INDEPENDENT SCHOOL DISTRICT BOARD OF TRUSTEES  
WFISD ADMINISTRATION BUILDING – BOARD ROOM  
REMOTE SPECIAL SESSION MEETING APRIL 14, 2020**

***CALL TO ORDER AND OPENING STATEMENT:***

The Board of Trustees of the Wichita Falls Independent School District met in a remote special session meeting on the above date. The meeting was called to order at 12:01 p.m. by Ms. K. Elizabeth Yeager, board president.

As President of the Board of Trustees of the Wichita Falls Independent School District, I, K. Elizabeth Yeager, hereby call to order of the Special Session of the Board of Trustees. Pursuant to Governor Abbott’s Temporary Suspension of Open Meetings Laws issued on March 16, 2020, and consistent with new state and local mandates on public health and social distancing amidst the outbreak of COVID-19, this Special Session of the Wichita Falls ISD Board of Trustees is being conducted via Google Meet, which is available to the public via a link posted on the Board’s website. A quorum of the Board of Trustees is not physically present at one location, and for safety reasons, we have not permitted in-person attendance at any location by members of the public.

Board members present by roll call: Ms. K. Elizabeth Yeager, Mr. Dale Harvey, Mr. Tom Bursey, Mr. Mark Lukert, Ms. Katherine McGregor, Mr. Robert Payton and Mr. Mike Rucker. Ms. K. Elizabeth Yeager, board president, noted that a quorum was present and the meeting had been duly called and notice of the meeting had been posted for the time and manner required by law.

Staff members present: Mr. Michael S. Kuhrt, Superintendent of Schools, Mr. Peter Griffiths, Associate Superintendent, Mr. Tim Sherrod, Chief Financial Officer, Ms. Debby Patterson, Executive Director of School Administration, Ms. Cyndy Kohl, Director of Human Resources, Ms. Ashley Thomas, Communications Officer, Ms. Ann Work Goodrich, Communications Specialist, Mr. Shad McGaha, Director of Technology, Mr. Ward Roberts, Director Innovation Advance Academics, Dr. Linda Muehlberger, Coordinator of Student Services, Ms. Debbie Dipprey, Director of Secondary Curriculum and Ms. Shannon Kuhrt, Director of Assessment.

***INVOCATION:***

Mr. Mike Rucker gave the invocation.

***PUBLIC COMMENT:***

The Public Comment segment of the meeting provides citizens with an opportunity to speak to the School Board about items which may or may not be on the agenda. The Board will not deliberate or decide regarding any subject that is not included on the agenda. At this time, any public comments will be read aloud by Mindy Graham.

There were no public comments for the remote special session, April 20, 2020.

***SUPERINTENDENT’S REPORT:***

***COVID-19 PREPAREDNESS:***

The Wichita Falls Independent School District Board of Trustees heard a COVID-19 Preparedness report from Michael S. Kuhrt, Superintendent of Schools.

***ADMINISTRATIVE SERVICES:***

***WAIVER REQUEST FOR APPRAISALS:***

Mr. Peter Griffiths, Associate Superintendent, recommended that the Wichita Falls Independent School District Board of Trustees give approval to submit a waiver to the Texas Education Agency waiving the requirement for appraisals for the 2019-2020 school year as a result of the crisis, Covid-19.

Due to closures and alternate instructional models used during the Covid-19 crisis, the district is unable to complete their teacher appraisal process or parts of the appraisal process for the 2019-2020 school year. A waiver may be filed pursuant to the Commissioner's general waiver authority. The waiver will set aside the requirement of TEC, 21.351 and 21.352, 21.354 or TEC, 21.3541 and applicable rules in Title 19, TAC, Chapter 150 for the requested school year 2019-2020.

This item will be placed on the consent agenda for the Board of Trustees regular meeting on April 20, 2020.

**WAIVER REQUEST FOR SPRING INSTRUCTION FOR SENIORS IN HANDS-ON CPR:**

Ms. Debbie Dipprey, Director of Secondary Curriculum and Peter Griffiths, Associate Superintendent recommended that the Wichita Falls Independent School District Board of Trustees give approval to submit a waiver to the Texas Education Agency for the requirement to provide instruction of hands-on CPR for any senior who was scheduled for this spring and is unable to complete due to the closure of campuses for Covid-19.

This item will be placed on the consent agenda for the Board of Trustees regular meeting on April 20, 2020.

**RESOLUTION FOR DELEGATION OF WAIVER AUTHORITY:**

Ms. Debby Patterson, Executive Director of School Administration, recommended that the Wichita Falls Independent School District Board of Trustees adopt a resolution which delegates authority to the Superintendent to pursue TEA waivers.

The adoption of this resolution would allow Mr. Kuhrt to pursue any necessary and available waivers from TEA without further action from the Board and in the event other waivers are needed, the Superintendent would be authorized to submit other waiver requests in accordance with guidance from national, state, or local authorities or agencies. The authority granted by this resolution shall apply until the District resumes full operations at the direction of the Superintendent or when the Board takes further action.

This item will be placed on the action agenda for the Board of Trustees regular meeting on April 20, 2020.

**ADMISSIONS: INTRADISTRICT TRANSFERS AND CLASSROOM ASSIGNMENTS (FDB LOCAL):**

Ms. Debby Patterson, Executive Director of School Administration, recommended that the Wichita Falls Independent School District Board of Trustees add, revise, or delete FDB(LOCAL).

FDB(LOCAL) is being submitted to add language that a district employee requesting an intra-district transfer must live within the state's boundaries.

This item will be placed on the consent agenda for the Board of Trustees regular meeting on April 20, 2020.

**COMPENSATION AND BENEFITS: COMPENSATION PLAN DEA(LOCAL):**

Ms. Debby Patterson, Executive Director of School Administration, recommended that the Wichita Falls Independent School Board of Trustees add, revise, or delete DEA(LOCAL).

DEA(LOCAL) is being submitted to add language that allows the district to pay premium pay for nonexempt employees who are required to work during an emergency closing for a disaster.

This item will be placed on the consent agenda for the Board of Trustees regular meeting on April 20, 2020.

**FINANCIAL SERVICES:**

**MARCH 2020 BUDGET AMENDMENTS:**

Mr. Dale Harvey, seconded by Mr. Mike Rucker, moved that the Wichita Falls Independent School District Board of Trustees approve the attached budget amendments to the 2019-2020 budgets.

Carried unanimously by a polled vote of 7– 0

**FINANCIAL REPORTS AS OF FEBRUARY 29, 2020:**

Mr. Tim Sherrod, Chief Financial Officer, recommended that the Wichita Falls Independent School District Board of Trustees approve the attached year-to-date financial reports and investment reports.

This item will be placed on the consent agenda for the Board of Trustees regular meeting on April 20, 2020.

**2020-2021 PRELIMINARY REVENUE PROJECTIONS:**

Mr. Tim Sherrod, Chief Financial Officer, reported to the Wichita Falls Independent School District Board of Trustees information concerning 2020-2021 Revenue Projections.

The attached document compares the 2020-2021 Revenue Projections to 2019-2020 using the funding template published by Educational Service Center 13 (ESC 13). The template was completed by Tim Sherrod, Chief Financial Officer and Denise Brown, Director of Finance.

Revenue projections are based on current las and subjected to change if additional information is received from Texas Education Agency further defining House Bill 3 funding requirements.

**INTERLOCAL PARTICIPANT AGREEMENT CENTRAL TEXAS PURCHASING ALLIANCE:**

Mr. Tim Sherrod, Chief Financial Officer, recommended that the Wichita Falls Independent School District Board of Trustees approve the attached Interlocal Participation Agreement authorizing WFISD to utilize Central Texas Purchasing Alliance as an additional resource for purchasing options.

Interlocal Cooperative Act, Government Code Section 791 of the Texas Government Code provides the legal authority to participate in a cooperative purchasing program with another local government or a local cooperative organization to purchase goods or services.

Central Texas Purchasing Alliance has several member districts that have issued Bids that will allow Wichita Falls Independent School District to purchase additional items not covered by other Purchasing Cooperatives.

This action is being brought to the Wichita Falls Independent School District Board of Trustees in accordance with Policy CH Legal.

There will be \$100 fee each April paid out of budgeted funds from the Purchasing Department for the District to participate in Central Texas Purchasing Alliance.

This item will be placed on the consent agenda for the Board of Trustees regular meeting on April 20, 2020.

**SKYWARD SOFTWARE AS A SERVICE RENEWAL:**

Mr. Tim Sherrod, Chief Financial Officer, recommended that the Wichita Falls Independent School District Board of Trustees extend our Software as a Service Agreement with Skyward for an additional three (3) years, effective July 1, 2020.

Wichita Falls Independent School District utilizes Skyward Student Software through a Software as a Service (SaaS) agreement. Below is pricing for a one (1) year and three (3) year extension starting July 1, 2020. Based on the \$0.68

per student savings per each fiscal year as well as locking in that rate for 3 years, Tim Sherrod, Chief Financial Officer is asking the Wichita Falls Independent School District Board of Trustees to consider locking in a 3 year agreement at the reduced rate.

PRODUCT	FY 2020-FY 2023 (July 1, 2020 – June 30, 2023)	FY 2020 (July 1, 2020 – June 30, 2021)
Student Management Suite	\$4.74	\$5.21
Support – Student Management Suite	\$2.08	\$2.29

The annual cost of the three (3) year contract will be \$96,121.08. Resulting in an annual savings of \$9,583.92 and \$28,751.76 over three (3) years.

Contracts being awarded for a multi-year award and contracts exceeding \$100,000 are taken to the BOT for approval per policy CH(Local).

This item will be placed on the consent agenda for the Board of Trustees regular meeting on April 20, 2020.

**RFP #20-19: PROPERTY INSURANCE:**

Mr. Tim Sherrod, Chief Financial Officer, recommended that the Wichita Falls Independent School District Board of Trustees award RFP #20-19 for Property Insurance to TASB Risk Management Fund (RMF).

Wichita Falls Independent School District consulted with Robert V. Reim Company to manage the RFP for Property Insurance. Invitations were emailed to six (6) agencies/companies who had previously requested an opportunity to offer a proposal for the District’s Property Insurance. It was advertised twice in the Times Record News and made available through Public Purchase via the district’s website.

Four agencies/risk pools responded and provided qualifying questionnaires and insurance company requests. The District assigned insurance companies based on school insurance experience, insurance company relationships, location and District’s historical relationship with the proposers. A full explanation is listed on the attachment under “Process”.

Mr. Reim and a committee comprised of Tim Sherrod, Chief Financial Officer, Denise Brown, Director of Finance, Brady Woolsey, Executive Director of Operations and Betsi Morton, Risk Manager, recommends the board approve TASB RMF with a Premium of \$657,895, a maximum wind/hail limit of \$438,596,609 (full coverage), wind/hail deductible of \$1,000,000, a maximum wind/hail deductible of \$1,000,000 and all other Perils Deductible of \$100,000.

TASB RMF requires the District place it’s Auto Coverage with them at a premium of \$103,294 to cover all vehicles and include excess coverage for buses operated by Durham. This will be a separate board item.

Contracts over \$100,000 require board approval per Policy CH Local. The expense will come from budget funds from the Risk Management budget.

This item will be placed on the consent agenda for the Board of Trustees regular meeting on April 20, 2020.

**RFP #20-24 FOOD SERVICE: HOT FOOD SERVICE COUNTER AND COMPONENTS:**

Mr. Tim Sherrod, Chief Financial Officer, recommended that the Wichita Falls Independent School District Board of Trustees award RFP #20-24 Food Service: hot food serving counter and components to Shepherd Food Equipment – Crazy Cousins Inc.

This is a grant Chartwells applied for on behalf of Wichita Falls Independent School District to add an additional serving line to the Kirby Cafeteria. Bids pertaining to RFP #20-24 Food Service: hot food serving counter and

components were provided to forty-seven (47) vendors with six (6) submitting a response. The bid was advertised twice in the Times Record News, posted on Public Purchase website and access was given on the WFISD website.

The submittal was reviewed and evaluated by a committee consisting of Tim Sherrod, Chief Financial Officer, Brady Woolsey, Executive Director of Operations, Farai Shithole, Resident District Manager for Chartwells and Jennifer Lee, Purchasing Specialist II. The committee recommends awarding to Shepherd Food Equipment – Crazy Cousins Inc. of Dallas, TX.

Expenditures are paid from the Food Service Fund and reimbursed as part of a grant from the Texas Department of Agriculture. This bid is not awarded to the low bidder requiring the Board of Trustees approval per policy, CH Local.

This item will be placed on the consent agenda for the Board of Trustees regular meeting on April 20, 2020.

#### **NWEA MAP GROWTH K-12 AND MAP READING FLUENCY:**

Mr. Tim Sherrod, Chief Financial Officer, recommended that the Wichita Falls Independent School District Board of Trustees approve purchasing MAP Growth K-12 and MAP Reading Fluency PK-3 from NEWA in the amount of 165,038.75.

The attached quote is for MAP Growth K-12, MAP Growth Basic Workshop, Applying Reports Workshop, Professional Learning Workshops, MAP Reading Fluency Add-on Bundle, MAP Reading Fluency Workshop and Growth Reporting.

This purchase will be utilizing Region 7 purchasing Cooperative and will be paid from departmental budgeted funds. Purchases over \$100,000 require the Board of Trustees approval per policy, CH Local.

This item will be placed on the consent agenda for the Board of Trustees regular meeting on April 20, 2020.

#### **TASB RISK FUND AUTO INSURANCE:**

Mr. Tim Sherrod, Chief Financial Officer, recommended that the Wichita Falls Independent School District Board of Trustees approve purchasing TASB Risk Fund Auto Insurance in the amount of \$103,294.

Acceptance of the TASB Risk Fund Property Insurance requires that we also place our Auto Insurance with them. The proposed amount covers a 14 month period and aligns both our Property and Auto Insurance on the same schedule starting May 1, 2020. This coverage also includes comprehensive coverage for all district buses.

This will be paid out of Risk Management budgeted funds. Purchases over \$100,000 require the Board of Trustees approval per policy, CH Local.

This item will be placed on the consent agenda for the Board of Trustees regular meeting on April 20, 2020.

#### **COVID-19 TRANSPORTATION AND VENDOR RESOLUTION:**

Mr. Tim Sherrod, Chief Financial Officer, recommended that the Wichita Falls Independent School District Board of Trustees approve the COVID-19 Transportation and Vendor Resolution.

The COVID-19 pandemic resolution allows the Superintendent to enter into a negotiated contract with Durham School Services and other vendors as needed to provide a continuation of the original agreement at a modified rate.

Durham School Services is currently help deliver the Grab and Go meals in cooperation with Chartwells throughout the community. They are also helping deliver curriculum to students who require the low-tech version of School@Home.

The district will request any reimbursements allowable from FEMA or other funding sources.

This item will be placed on the consent agenda for the Board of Trustees regular meeting on April 20, 2020.

***INSTRUCTIONAL SERVICES:***

**RESOLUTION FOR SCHOOL@HOME GRADING:**

Mr. Tom Bursey, seconded by Mr. Mike Rucker, moved that the Wichita Falls Independent School District Board of Trustees adopt a resolution which delegates authority to the superintendent to temporarily adjust portions of Board Policy EIA(LOCAL), EAI(REGULATION) and EIAA(REGULATION) regarding grading policies for the last grading period of the 19-20 school year.

Carried unanimously by a polled vote of 7– 0

**FINANCIAL SERVICES:**

**CHARTWELLS 2020-2021 CONTRACT RENEWAL:**

Mr. Tim Sherrod, Chief Financial Officer, recommended that the Wichita Falls Independent School District Board of Trustees approve the one-year renewal to the existing contract with Chartwells for the School Year 2020-2021.

This item will be placed on the action agenda for the Board of Trustees regular meeting on April 20, 2020.

***BOARD MATTERS:***

**MINUTES:**

Minutes of special session, March 10, 2020 and minutes of a remote regular meeting, March 23, 2020.

This item will be placed on the consent agenda for the Board of Trustees regular meeting on April 20, 2020.

**LONG RANGE FACILITY PLANNING:**

Mr. Tom Lueck from Huckabee Architects presented a report to the Wichita Falls Independent School District Board of Trustees.

**RECESS:**

Ms. K. Elizabeth Yeager, board president, adjourned the remote special session meeting to go into closed session at 2:28 p.m.

**CLOSED SESSION:**

Closed Session Pursuant to Texas Government Code Section 551.071:

1. Consultation with District's Legal Counsel Regarding Legal and Procedural Issues Concerning Employee Level III Grievance Appeal

**LEVEL III EMPLOYEE GRIEVANCE AMBER PAULSON:**

Ms. K. Elizabeth Yeager proceeded with the Level III Employee Grievance for Amber Paulson at 2:42 p.m.

**RECESS:**

Ms. K. Elizabeth, board president, adjourned the Level III Employee Grievance for Amber Paulson at 4:03 p.m. to go back into closed session.

**RECONVENE:**

Ms. K. Elizabeth, board president, reconvened the closed session to go into remote open session, Level III Employee Grievance for Amber Paulson at 5:06 p.m.

**LEVEL III EMPLOYEE GRIEVANCE AMBER PAULSON:**

Mr. Robert Payton, seconded by Mr. Mark Lukert, moved that the Wichita Falls Independent School District Board of Trustees table a decision on the Level III Employee Grievance for Amber Paulson until April 20, 2020, remote regular meeting.

Carried unanimously by a polled vote of 7– 0

**RECESS:**

Ms. K. Elizabeth Yeager, board president, adjourned the remote open session to go into closed session at 5:09 p.m.

**CLOSED SESSION:**

Closed Session Pursuant to Texas Government Code Section 551.074:

1. Personnel Matters Including the Appointment, Evaluation, Reassignment, Duties, Discipline, Dismissal and/or Compensation of Individual District Employees
2. Discussion of Purchase, Exchange, Lease or Value of Real Property
3. Hearing and Deliberation on Level III Grievance Appeal of Employee Amber Paulson
4. Deliberations Regarding Superintendent’s Recommendation Concerning the Renewal of One-Year Term or Probationary Contracts of Employment as Noted on the List Provided by Administration for Certified/Non-Certified Administrators, Teachers and Professionals
5. Superintendent’s Annual Evaluation, Contract, and Compensation

**OPEN SESSION:**

1. Consideration and Possible Action Regarding Level III Grievance Appeal of Employee Amber Paulson
2. Consideration and Possible Action Concerning the Renewal of One-Year Term or Probationary Contracts of Employment as Noted on the List Provided by Administration for Certified/Non-Certified Administrators, Teachers, and Professionals

**RECONVENED:**

Ms. K. Elizabeth Yeager, board president, reconvened the closed session to go into remote special session meeting at 6:10 p.m.

**HUMAN RESOURCES:**

**PERSONNEL REPORT:**

Ms. Cyndy Kohl, Director of Human Resources reported to the Wichita Falls Independent School District Board of Trustees review the employee resignations/retirements that have been submitted since the last board meeting. The

resignations/retirements have been accepted by Mr. Michael S. Kuhrt, Superintendent of Schools, in accordance with the requirements of Policy DFE (LOCAL).

**LETTERS OF RETIREMENT SINCE THE SUBMISSION OF THE LAST BOARD AGENDA:**

**Professionals**

Anderson, Marilyn – Teacher, Crockett (5/23/20)  
Burnett, Terri – Teacher, Scotland Park (5/23/20)  
McKinney, Jean – Teacher, West Foundation (5/23/20)

**Clerical/Auxiliary/Support**

Castillo, Danny – Aide, Hirschi (3/13/20)  
Roof, Sandra – Secretary, SPED (3/31/20)

**LETTERS OF RESIGNATION SINCE THE SUBMISSION OF THE LAST BOARD AGENDA:**

**Professionals**

Bishop, Madchen – Teacher, Southern Hills (5/23/20)  
Blagg, Avery – Teacher, Milam (5/23/20)  
Blank, Nathaniel – Teacher, McNeil (5/23/20)  
Bukowski, Laur – Teacher, Fain (5/23/20)  
Campbell, Regina – Teacher, Cunningham (5/23/20)  
Conner, Tory – Teacher, Zundy (5/23/20)  
Dalton, Donald James – Teacher, Southern Hills (5/23/20)  
Erwin, Laura – Teacher, Milam (5/23/20)  
Eugene, Tyrone – At-Risk Coordinator, Hirschi (5/27/20)  
Heliton Jr., James – Teacher, Barwise (5/23/20)  
Hollis, Erin – Teacher, Fowler (5/23/20)  
Johnson, Royal – Teacher, Hirschi (5/23/20)  
King, Ja'Nequia – Teacher/Coach, WFHS (5/23/20)  
Lawson, Donnie – Teacher, Booker T. Washington (5/23/20)  
McClure, Debra – Asst. Principal, McNeil (6/5/20)  
Muse Jr., Gadrian – Teacher/Coach, WFHS (5/23/20)  
Pierce, Kimber – Teacher, Booker T. Washington (5/23/20)  
Perez, Amanda – Teacher, Cunningham (3/13/20)  
Polk, Shana – Teacher, Kirby (5/23/20)  
Saunders, Emily – Teacher, WFHS (5/23/20)  
Tatum, Chelbey – Teacher, Fowler (5/23/20)

**Clerical/Auxiliary/Support**

Bishop, Shannon – Aide, Milam (5/21/20)  
Ceballos, Tonya – Clerk, Rider (4/3/20)  
Davidson-Caudill, Harlee – Aide, Milam (5/23/20)  
Rios, Evelina – Secretary, Kirby (3/31/20)

**TEACHER APPLICANT POOL:**

Mr. Dale Harvey, seconded by Mr. Mike Rucker, moved that the Wichita Falls Independent School District Board of Trustees approve the proposed teacher applicant pool. (Exhibit A)

Carried unanimously by a polled vote of 7 – 0

**ADJOURNED:**

No further action and meeting was adjourned at 6:17 p.m.

\_\_\_\_\_  
President, Board of Trustees

\_\_\_\_\_  
Secretary, Board of Trustees

**WICHITA FALLS INDEPENDENT SCHOOL DISTRICT BOARD OF TRUSTEES  
WFISD ADMINISTRATION BUILDING – BOARD ROOM  
REMOTE REGULAR BOARD MEETING APRIL 20, 2020**

***CALL TO ORDER AND OPENING STATEMENT:***

The Board of Trustees of the Wichita Falls Independent School District met in a remote regular board meeting on the above date. The meeting was called to order at 6:00 p.m. by Ms. K. Elizabeth Yeager, board president.

As President of the Board of Trustees of the Wichita Falls Independent School District, I, K. Elizabeth Yeager, hereby call to order of the Remote Regular Meeting of the Board of Trustees. Pursuant to Governor Abbott’s Temporary Suspension of Open Meetings Laws issued on March 16, 2020, and consistent with new state and local mandates on public health and social distancing amidst the outbreak of COVID-19, this Regular Meeting of the Wichita Falls ISD Board of Trustees is being conducted via Google Meet, which is available to the public via a link posted on the Board’s website. A quorum of the Board of Trustees is not physically present at one location, and for safety reasons, we have not permitted in-person attendance at any location by members of the public.

Board members present by roll call: Ms. K. Elizabeth Yeager, Mr. Dale Harvey, Mr. Tom Bursey, Mr. Mark Lukert, Ms. Katherine McGregor, Mr. Robert Payton and Mr. Mike Rucker. Ms. K. Elizabeth Yeager, board president, noted that a quorum was present and the meeting had been duly called and notice of the meeting had been posted for the time and manner required by law.

Staff members present: Mr. Michael S. Kuhrt, Superintendent of Schools, Mr. Peter Griffiths, Associate Superintendent, Mr. Tim Sherrod, Chief Financial Officer, Ms. Debby Patterson, Executive Director of School Administration, Ms. Cyndy Kohl, Director of Human Resources, Ms. Ashley Thomas, Communications Officer and Mr. Shad McGaha, Director of Technology.

***INVOCATION:***

Mr. Mike Rucker gave the invocation.

***PUBLIC COMMENT:***

The Public Comment segment of the meeting provides citizens with an opportunity to speak to the School Board about items which may or may not be on the agenda. The Board will not deliberate or decide regarding any subject that is not included on the agenda. At this time, any public comments will be read aloud by Mindy Graham.

There were no public comments for the remote regular Board of Trustees meeting, April 20, 2020.

***SUPERINTENDENT’S REPORT:***

***COVID-19 PREPAREDNESS:***

The Wichita Falls Independent School District Board of Trustees heard a COVID-19 Preparedness report from Michael S. Kuhrt, Superintendent of Schools.

***CONSENT AGENDA:***

Mr. Robert Payton, seconded by Mr. Tom Bursey, moved that the Wichita Falls Independent School District Board of Trustees approve the consent agenda consisting of the following items: Waiver request for Appraisals, Waiver request for Spring Instruction for Seniors in Hands-On CPR, Admissions: Intradistrict Transfers and Classroom Assignments: FDB(LOCAL), Compensation and Benefits: Compensation Plan: DEA(LOCAL), Financial Reports as of February 29, 2020, Interlocal Participant Agreement: Central Texas Purchasing Alliance, Skyward Software as a Service Renewal, RFP #20-19: Property Insurance, RFP #20-24: Food Service – Hot Food Serving Counter and

Components, NWEA MAP Growth K-12 and MAP Reading Fluency, TASB Risk Fund Auto Insurance, COVID-19 Transportation and Vendor Resolution and minutes.

Carried unanimously by a polled vote of 7 – 0

***ADMINISTRATIVE SERVICES:***

**RESOLUTION FOR DELEGATION TO SUPERINTENDENT FOR WAIVERS:**

Mr. Robert Payton, seconded by Mr. Tom Bursey, moved that the Wichita Falls Independent School District Board of Trustees adopt a resolution which delegates authority to the superintendent to pursue TEA waivers.

Carried unanimously by a polled vote of 7– 0

***FINANCIAL SERVICES:***

**CHARTWELLS 2020-2021 CONTRACT RENEWAL:**

Mr. Robert Payton, seconded by Mr. Mike Rucker, moved that the Wichita Falls Independent School District Board of Trustees approve the one-year renewal to the existing contract with Chartwells for the School Year 2020-2021.

Carried unanimously by a polled vote of 7– 0

***BOARD MATTERS:***

**LONG RANGE FACILITY PLAN DISCUSSION:**

The Wichita Falls Independent School District Board of Trustees discussed Long Range Facilities planning.

**RECESS:**

Ms. K. Elizabeth Yeager, board president, recessed the remote regular meeting to go into closed session at 6:37 p.m.

**CLOSED SESSION:**

Closed Session Pursuant to Texas Government Code 551.074 and 551.074:

1. Consultation with District Legal Counsel Regarding Procedural and Legal Issues Pertaining to EEOC Charge No. 450-2020-03351 and Discussion Regarding Same

Closed Session Pursuant to Texas Government Code Section 551.074:

1. Personnel Matters Including the Appointment, Evaluation, Reassignment, Duties, Discipline, Dismissal and/or Compensation of Individual District Employees
2. Discussion of Purchase, Exchange, Lease or Value of Real Property
3. Deliberations Regarding Superintendent's Recommendation Concerning the Renewal of One-Year Term or Probationary Contracts of Employment as Noted on the List Provided by Administration for Certified/Non-Certified Administrators, Teachers, and Professionals
4. Superintendent's Annual Evaluation, Contract and Compensation

Open Session:

1. Consideration and Possible Action Concerning the Renewal of One-Year Term or Probationary Contracts of Employment as Noted on the List Provided by Administration for Certified/Non-Certified Administrators, Teachers, and Professionals
2. Consideration and Possible Action Regarding Superintendent's Annual Evaluation, Contract, and Compensation

**RECONVENE:**

Ms. K. Elizabeth Yeager, board president, reconvened the closed session to go into remote regular meeting at 8:11 p.m.

**OPEN SESSION:**

Mr. Mark Lukert, seconded by Mr. Robert Payton, moved that the Wichita Falls Independent School District Board of Trustees approve the renewal of One-Year Term or Probationary Contracts of employment as noted on the list provided by Administration for Certified/Non-Certified Administrators, Teachers and Professionals.

Carried unanimously by a polled vote of 7- 0

Mr. Mike Rucker, seconded by Mr. Robert Payton, moved that the Wichita Falls Independent School District Board of Trustees extend Superintendent's contract for one year to June 30, 2024.

Carried unanimously by a polled vote of 5- 2

***HUMAN RESOURCES:***

**TEACHER APPLICANT POOL:**

Mr. Mark Lukert, seconded by Mr. Mike Rucker, moved that the Wichita Falls Independent School District Board of Trustees approve the proposed teacher applicant pool and addendum (Exhibit A).

Carried unanimously by a polled vote of 7- 0

***ADJOURNMENT:***

No further action was taken and Ms. K. Elizabeth Yeager, board president, adjourned the meeting at 8:18 p.m.

---

President, Board of Trustees

---

Secretary, Board of Trustees

**WICHITA FALLS ISD BOARD OF TRUSTEES**  
**May 18, 2020**

<b>Agenda Item:</b>	Applicant Pool		
<b>Administrator Responsible:</b>	Cyndy Kohl, Director of Human Resources		
<b>Attachments:</b>	Applicant Pool		
<input checked="" type="checkbox"/> Action Needed	<input type="checkbox"/> Future Action	<input type="checkbox"/> Presentation	<input type="checkbox"/> Report

**Administrative Recommendation:**

That the Wichita Falls Independent School District Board of Trustees approve the proposed applicant pool as submitted by Cyndy Kohl, Director of Human Resources, and as recommended by Michael S. Kuhrt, Superintendent of Schools.

**APPLICANTS TO BE APPROVED BY THE BOARD OF EDUCATION  
May 18, 2020**

**CERTIFIED APPLICANT POOL  
(2020-2021 HIRES)**

<b>Name</b>	<b>Certification</b>	<b>University</b>	<b>Yrs of Exp</b>	<b>Position/Assignment</b>	<b>Previous District</b>
Awtrey, Amanda	Generalist (EC-6) School Counselor (EC-12) Principal (EC-12)	Texas Christian University- Bachelor Lamar University- Master	7	Counselor Crockett Replacing: Amy Collins	Wichita Falls ISD
Frank, Robert	Physical Education (EC-12) Science Grades (4-8) Principal (EC-12)	Midwestern State University- Bachelor Tarleton State University- Master	17	Teacher/Coach Kirby Replacing: Abby Twining	Crowley ISD
Friemel, Chelsie	Core Subjects (EC-6)	West Texas A&M University	5	Teacher Fain Replacing: Jessica McCorkel	Frenship ISD
Mills, Nanette	Elementary English (1-8) Elementary Self-Contained (1-8)	Midwestern State University	11	Teacher Southern Hills Replacing: Tammy Tarver	Burkburnett ISD
Scarlott, Nicole	Core Subjects (EC-6)	Midwestern State University	0	Teacher Milam Replacing: Shannon White	Non-Applicable
Vavra, Leslie	Generalist (EC-6) Special Education (EC-12)	University of Houston	3	Teacher Milam Replacing: Greg Fletcher	Hitchcock ISD

*Asterisk indicates Contract Addendum Required. See key below.*

*\* Enrolled in an Alternative Certification Program*

*\*\* One-year out-of state Certification*

*\*\*\*Emergency Permit*

*\*\*\*\* Non-Renewal Permit*

*DOI = District Of Innovation*

Yoon, Kyung (Rebecca)	Science (7-12)	Harding University- Bachelor Harding University- Master	1	Teacher Rider Replacing: Kyung (Rebecca) Yoon	Wichita Falls ISD
-----------------------	----------------	---	---	--	-------------------

*Asterisk indicates Contract Addendum Required. See key below.*

*\* Enrolled in an Alternative Certification Program*

*\*\* One-year out-of state Certification*

*\*\*\*Emergency Permit*

*\*\*\*\* Non-Renewal Permit*

*DOI = District Of Innovation*