

Special session

Monday, June 8, 2026 7:00 PM
Carlton Middle/High School Library

1. Call Meeting to Order
 - 1.1. Roll Call
2. Approve Meeting Agenda
3. Recognition of Public
 - 3.1. Notice Regarding Public Comment
4. Public Hearing on MN Statute 123B.51, Subd. 5
– Closing a Schoolhouse
5. Business
6. Adjourn

Necessity and Practicability of Closing a School

1. Why should the district close the Carlton MS/HS building?
2. Why is the district proposing to close the MS/HS building rather than another school building?
3. What will happen to students currently attending or using the MS/HS building?
4. How will this impact student transportation, activities, and will there be “space” issues at other buildings where students are to be relocated?
5. How will closing the MS/HS affect educational opportunities or programming for students?
6. What will happen to employees who currently work in the MS/HS building?
7. How will the MS/HS be used if/when closed?

When Faced with Difficult Decisions, Leaders Should:

1. Anchor Every Decision to Student Outcomes

Recommendation: Begin and end deliberations with a clear statement of how the decision improves learning, equity, safety, or long-term opportunity for students.

Why it matters: Boards that consistently prioritize students avoid political drift and retain moral authority.

Effective practices:

- Ask: “*Who benefits—and who may be disadvantaged?*”
- Consider short- and long-term academic, social-emotional, and developmental impacts

Research support: High-functioning boards focus on long-term learning outcomes, constituent satisfaction, and fiscal responsibility.

2. Distinguish Governance from Management

Recommendation: Focus on *what* and *why*, not *how*. Trust the Superintendent and professional staff to execute and implement once the board sets a direction.

Why it matters: Boards that cross into operations weaken leadership coherence and public confidence.

Effective practices:

- Set clear goals, guardrails, and non-negotiables
 - Hold the superintendent accountable for implementation—not individual tactics
 - Speak with one unified voice after the decision is made
-

3. Make the Process as Important as the Outcome

Recommendation: Ensure the decision-making process is transparent, inclusive, and you can defend it—even if the final decision is unpopular.

Why it matters: Communities are more likely to accept difficult outcomes if they trust the process.

Effective practices:

- Multiple listening sessions with diverse stakeholders
 - Clear documentation of data, sources, and studies
 - **Governance principle:** Legitimacy of decisions will be viewed through a lens that is focused on fairness, equity, and compromise, not popularity.
-

4. Use Data—But Humanize It

Recommendation: Balance quantitative data with lived experiences and community context.

Why it matters: Data builds credibility; stories build understanding.

Effective practices:

- Combine enrollment, financial, and academic data with family and staff input
 - Acknowledge uncertainty and limitations in projections
 - Avoid cherry-picking data to justify predetermined outcomes
-

5. Anticipate Emotional Responses—and Plan for Them

Recommendation: Recognize that difficult decisions often trigger grief, fear, and anger.

Why it matters: Emotional intelligence preserves relationships and reduces long-term division.

Effective practices:

- Name emotions publicly without being defensive
- Provide predictable communication and follow-up
- Avoid reactive decision-making under pressure

Leadership mindset: *Empathy does not equal indecision.*

6. Commit to Long-Term Sustainability Over Short-Term Comfort

Recommendation: Choose solutions that stabilize the district's future—even if they cause immediate discomfort.

Why it matters: Delaying necessary decisions often increases cost, instability, and distrust.

Effective practices:

- Evaluate 5–10 year financial and enrollment impacts
 - Clearly articulate the cost of *not* acting in the best interest of students
-

7. Demonstrate Collective Courage and Unity

Recommendation: Debate vigorously in deliberation—but support the decision publicly once adopted.

Why it matters: Public division erodes confidence and creates confusion for families and staff.

Effective practices:

- Establish norms for respectful disagreement
- Avoid social media commentary that undermines board decisions
- Redirect criticism toward shared goals

Governance norm: Dissent belongs in the boardroom; unity belongs in the community.

8. Communicate Early, Often, and Honestly

Recommendation: Proactive communication prevents misinformation and builds trust.

Why it matters: Silence invites speculation; clarity reduces fear.

Effective practices:

- Regular updates—even when no decision has been made
 - Clear explanations of constraints and trade-offs
 - Plain-language summaries for public understanding
-

9. Model Ethical Leadership and Integrity

Recommendation: Make decisions based on what is right—not what is easiest or most popular.

Why it matters: Ethical leadership provides long-term sustainability for public institutions.

Effective practices:

- Disclose conflicts of interest
 - Treat all communities equitably—even when impacts differ
-

Summary Principle for Board Members

Strong school boards do not avoid hard decisions—they face them with clarity, courage, compassion, and a relentless focus on students, long-term sustainability, and fiscal responsibility.

December 22, 2025

Carlton Public Schools, ISD 93 and Wrenshall Public Schools, ISD 100

JOINT BOARD SESSION



Prepared by:

Aaron Bushberger, Senior Municipal Advisor	651-697-8532
Beth Downes, Municipal Advisor	651-697-8514
Jen Chapman, Associate Municipal Advisor	651-697-8566

3001 Broadway St. NE
Suite 320
Minneapolis, MN 55413

BUILDING COMMUNITIES. IT'S WHAT WE DO.

Overall Budget Assumptions & Methodology

Using budgets and staffing levels for the 2025-2026 fiscal year as the base, consolidated projections are rolled forward with the following assumptions:

Enrollment

1. Projected based on grade progression ratios; calculates the historical percentage change in enrollment as students move from kindergarten to 1st grade, from 1st grade to 2nd grade, and so on through graduation.
2. 3 year weighted average method, places more importance on current year trends

Revenues

1. General education aid formula increases are based on January 1, 2025 inflation data from MDE
2. Levy and per pupil formulas are calculated based on projected enrollment and the consolidation study
3. 1% increase in Special Education Revenue
4. 2026-27 and 2027-28 one-time consolidation state aid
5. All others held consistent with fiscal year 2025-2026

Salary & Benefit Expenditures

1. 2% increase for steps as employees move through matrices
2. \$10,000 annually for lane changes
3. 0% increase for new money on the matrices
4. 10% increase in health insurance premiums

Other Expenditures

1. 3% increase in utilities
2. 5% increase in property and liability insurance
3. 2% increase for purchased salary & benefits
4. All others held consistent with fiscal year 2025-2026

Overall Budget Assumptions & Methodology (Continued)

Other Reductions

1. Redundant Positions (Superintendent, etc.)
2. Bus Routes
3. Maintenance and utility savings for the unoccupied Carlton MS/HS Building
4. FTE based on building configuration

Attachments

Tables 1 Summarizes the consolidated estimated enrollment per grade level

Tables 2-4 Summarizes the budget projections through fiscal year 2030-2031 for each building configuration option

Tables 5-6 Summarizes the budget projections through fiscal year 2030-2031 for Carlton and Wrenshall individually

Table 1

Consolidated Carlton/Wrenshall Public School District

Historical Adjusted Average Daily Membership (ADM)

Grade	Actual 20-21	Actual 21-22	Actual 22-23	Actual 23-24	Actual 24-25	Budget 25-26	Projected 26-27	Projected 27-28	Projected 28-29	Projected 29-30	Projected 30-31
ECSE	6.00	4.60	4.05	13.64	9.83	3.00	3.00	3.00	3.00	3.00	3.00
PKG	0.00	0.00	0.00	0.00	0.00	0.00	0.00	0.00	0.00	0.00	0.00
Kgt Hdp	8.48	4.36	5.00	0.00	0.00	0.00	0.00	0.00	0.00	0.00	0.00
KDG	58.54	52.90	37.18	38.66	53.00	38.00	38.00	46.00	43.00	39.00	45.00
1	57.94	62.93	54.30	44.65	43.08	55.00	40.54	40.54	49.07	45.87	41.60
2	44.31	61.63	62.56	48.93	45.27	41.00	53.02	39.08	39.08	47.30	44.22
3	57.51	49.20	56.41	61.67	54.08	42.00	40.86	52.84	38.94	38.94	47.14
4	49.34	55.62	48.31	50.33	62.35	49.00	39.43	38.36	49.60	36.56	36.56
5	59.93	47.73	44.51	44.46	47.78	59.00	46.21	37.18	36.17	46.77	34.47
6	59.88	63.19	39.89	47.14	43.99	44.00	57.04	44.67	35.94	34.97	45.22
7	59.56	55.02	56.84	36.78	46.59	35.00	38.76	50.25	39.35	31.66	30.80
8	61.19	60.21	51.32	52.49	43.21	44.00	35.62	39.45	51.14	40.05	32.22
9	84.50	57.00	53.53	50.41	49.76	56.00	49.62	40.17	44.48	57.67	45.16
10	46.34	80.53	53.84	49.93	49.94	47.00	53.65	47.53	38.48	42.62	55.24
11	50.36	41.77	58.74	44.03	48.84	49.00	44.79	51.12	45.29	36.67	40.61
12	47.09	47.82	37.02	57.22	43.27	48.00	48.09	43.95	50.17	44.45	35.98
	750.97	744.51	663.50	640.34	640.99	610.00	588.61	574.13	563.72	545.53	537.24

Table 2

OPTION A - Consolidated Carlton/Wrenshall Public School District

Five Year General Fund Budget Projection Summary

Definitions	Actual 2024-2025	Budget 2025-2026	Projected 2026-2027	% Chg	Projected 2027-2028	% Chg	Projected 2028-2029	% Chg	Projected 2029-2030	% Chg	Projected 2030-2031	% Chg
Revenue	\$0	\$10,230,453	\$10,394,707	1.6%	\$10,273,945	-1.2%	\$10,129,067	-1.4%	\$10,048,694	-0.8%	\$10,036,823	-0.1%
Expenditures	\$0	\$11,182,590	\$9,289,723	-16.9%	\$9,583,001	3.1%	\$9,780,620	2.1%	\$10,079,129	3.1%	\$10,308,118	2.3%
Revenue Over (Under) Expenditures	\$0	(\$952,137)	\$1,104,984		\$690,944		\$348,447		(\$30,434)		(\$271,295)	
Fund Balance	\$1,554,635	\$602,498	\$1,707,482		\$2,398,426		\$2,746,873		\$2,716,439		\$2,445,143	
Assigned Fund Balance	\$544,158	\$575,521	\$630,839		\$660,725		\$672,778		\$662,642		\$638,529	
Unassigned Fund Balance	\$1,010,477	\$26,977	\$1,076,643		\$1,737,702		\$2,074,095		\$2,053,797		\$1,806,614	
Percent Unassigned	0.0%	0.2%	11.6%		18.1%		21.2%		20.4%		17.5%	
Unassigned Target Fund Balance %	0.0%	8.0%	8.0%		8.0%		8.0%		8.0%		8.0%	
Minimum Unassigned Fund Balance	\$0	\$894,607	\$743,178		\$766,640		\$782,450		\$806,330		\$824,649	
Fund Balance Over (Under) Target	\$1,010,477	(\$867,631)	\$333,465		\$971,061		\$1,291,645		\$1,247,466		\$981,965	

	Actual 2024-2025	Budget 2025-2026	Projected 2026-2027	% Chg	Projected 2027-2028	% Chg	Projected 2028-2029	% Chg	Projected 2029-2030	% Chg	Projected 2030-2031	% Chg
Basic Funding Formula	\$0	\$7,481	\$7,682	2.7%	\$7,878	2.6%	\$8,041	2.1%	\$8,217	2.2%	\$8,411	2.4%
Operating Referendum	\$0	\$0	\$360	0.0%	\$360	0.0%	\$360	0.0%	\$360	0.0%	\$360	0.0%
Local Optional Revenue	\$0	\$724	\$724	0.0%	\$724	0.0%	\$724	0.0%	\$724	0.0%	\$724	0.0%
Capital Projects Levy	\$0	\$0	\$0	0.0%	\$0	0.0%	\$0	0.0%	\$0	0.0%	\$0	0.0%
Total Adj Pupil Units	697	666	643	-3.5%	629	-2.2%	618	-1.8%	596	-3.5%	585	-1.8%
Per Pupil Revenue	\$0	\$15,366	\$16,173	5.3%	\$16,344	1.1%	\$16,403	0.4%	\$16,856	2.8%	\$17,150	1.7%
Per Pupil Expenditures	\$0	\$16,796	\$14,454	-13.9%	\$15,245	5.5%	\$15,839	3.9%	\$16,907	6.7%	\$17,613	4.2%

Table 3

OPTION B - Consolidated Carlton/Wrenshall Public School District

Five Year General Fund Budget Projection Summary

Definitions	Actual 2024-2025	Budget 2025-2026	Projected 2026-2027	% Chg	Projected 2027-2028	% Chg	Projected 2028-2029	% Chg	Projected 2029-2030	% Chg	Projected 2030-2031	% Chg
Revenue	\$0	\$10,230,453	\$10,408,917	1.7%	\$10,309,533	-1.0%	\$10,175,266	-1.3%	\$10,085,448	-0.9%	\$10,056,476	-0.3%
Expenditures	\$0	\$11,182,590	\$9,443,723	-15.5%	\$9,583,001	1.5%	\$9,780,620	2.1%	\$10,079,129	3.1%	\$10,308,118	2.3%
Revenue Over (Under) Expenditures	\$0	(\$952,137)	\$965,194		\$726,532		\$394,646		\$6,319		(\$251,642)	
Fund Balance	\$1,554,635	\$602,498	\$1,567,692		\$2,294,224		\$2,688,870		\$2,695,190		\$2,443,548	
Assigned Fund Balance	\$544,158	\$575,521	\$631,128		\$661,740		\$674,735		\$665,345		\$641,633	
Unassigned Fund Balance	\$1,010,477	\$26,977	\$936,564		\$1,632,485		\$2,014,135		\$2,029,845		\$1,801,914	
Percent Unassigned	0.0%	0.2%	9.9%		17.0%		20.6%		20.1%		17.5%	
Unassigned Target Fund Balance %	0.0%	8.0%	8.0%		8.0%		8.0%		8.0%		8.0%	
Minimum Unassigned Fund Balance	\$0	\$894,607	\$755,498		\$766,640		\$782,450		\$806,330		\$824,649	
Fund Balance Over (Under) Target	\$1,010,477	(\$867,631)	\$181,066		\$865,845		\$1,231,685		\$1,223,514		\$977,265	

	Actual 2024-2025	Budget 2025-2026	Projected 2026-2027	% Chg	Projected 2027-2028	% Chg	Projected 2028-2029	% Chg	Projected 2029-2030	% Chg	Projected 2030-2031	% Chg
Basic Funding Formula	\$0	\$7,481	\$7,705	3.0%	\$7,936	3.0%	\$8,117	2.3%	\$8,279	2.0%	\$8,445	2.0%
Operating Referendum	\$0	\$0	\$360	0.0%	\$360	0.0%	\$360	0.0%	\$360	0.0%	\$360	0.0%
Local Optional Revenue	\$0	\$724	\$724	0.0%	\$724	0.0%	\$724	0.0%	\$724	0.0%	\$724	0.0%
Capital Projects Levy	\$0	\$0	\$0	0.0%	\$0	0.0%	\$0	0.0%	\$0	0.0%	\$0	0.0%
Total Adj Pupil Units	697	666	643	-3.5%	629	-2.2%	618	-1.8%	596	-3.5%	585	-1.8%
Per Pupil Revenue	\$0	\$15,366	\$16,195	5.4%	\$16,400	1.3%	\$16,478	0.5%	\$16,918	2.7%	\$17,183	1.6%
Per Pupil Expenditures	\$0	\$16,796	\$14,694	-12.5%	\$15,245	3.7%	\$15,839	3.9%	\$16,907	6.7%	\$17,613	4.2%

Table 4

OPTION C - Consolidated Carlton/Wrenshall Public School District

Five Year General Fund Budget Projection Summary

Definitions	Actual 2024-2025	Budget 2025-2026	Projected 2026-2027	% Chg	Projected 2027-2028	% Chg	Projected 2028-2029	% Chg	Projected 2029-2030	% Chg	Projected 2030-2031	% Chg
Revenue	\$0	\$10,230,453	\$10,408,917	1.7%	\$10,309,533	-1.0%	\$10,175,266	-1.3%	\$10,085,448	-0.9%	\$10,056,476	-0.3%
Expenditures	\$0	\$11,182,590	\$9,646,723	-13.7%	\$9,940,001	3.0%	\$10,137,620	2.0%	\$10,436,129	2.9%	\$10,665,118	2.2%
Revenue Over (Under) Expenditures	\$0	(\$952,137)	\$762,194		\$369,532		\$37,646		(\$350,681)		(\$608,642)	
Fund Balance	\$1,554,635	\$602,498	\$1,364,692		\$1,734,224		\$1,771,870		\$1,421,190		\$812,548	
Assigned Fund Balance	\$544,158	\$575,521	\$631,128		\$661,740		\$674,735		\$665,345		\$641,633	
Unassigned Fund Balance	\$1,010,477	\$26,977	\$733,564		\$1,072,485		\$1,097,135		\$755,845		\$170,914	
Percent Unassigned	0.0%	0.2%	7.6%		10.8%		10.8%		7.2%		1.6%	
Unassigned Target Fund Balance %	0.0%	8.0%	8.0%		8.0%		8.0%		8.0%		8.0%	
Minimum Unassigned Fund Balance	\$0	\$894,607	\$771,738		\$795,200		\$811,010		\$834,890		\$853,209	
Fund Balance Over (Under) Target	\$1,010,477	(\$867,631)	(\$38,174)		\$277,285		\$286,125		(\$79,046)		(\$682,295)	

	Actual 2024-2025	Budget 2025-2026	Projected 2026-2027	% Chg	Projected 2027-2028	% Chg	Projected 2028-2029	% Chg	Projected 2029-2030	% Chg	Projected 2030-2031	% Chg
Basic Funding Formula	\$0	\$7,481	\$7,705	3.0%	\$7,936	3.0%	\$8,117	2.3%	\$8,279	2.0%	\$8,445	2.0%
Operating Referendum	\$0	\$0	\$360	0.0%	\$360	0.0%	\$360	0.0%	\$360	0.0%	\$360	0.0%
Local Optional Revenue	\$0	\$724	\$724	0.0%	\$724	0.0%	\$724	0.0%	\$724	0.0%	\$724	0.0%
Capital Projects Levy	\$0	\$0	\$0	0.0%	\$0	0.0%	\$0	0.0%	\$0	0.0%	\$0	0.0%
Total Adj Pupil Units	697	666	643	-3.5%	629	-2.2%	618	-1.8%	596	-3.5%	585	-1.8%
Per Pupil Revenue	\$0	\$15,366	\$16,195	5.4%	\$16,400	1.3%	\$16,478	0.5%	\$16,918	2.7%	\$17,183	1.6%
Per Pupil Expenditures	\$0	\$16,796	\$15,009	-10.6%	\$15,812	5.3%	\$16,417	3.8%	\$17,506	6.6%	\$18,223	4.1%

Table 5

Carlton Public School District
Five Year General Fund Budget Projection Summary

Definitions	Actual 2024-2025	Budget 2025-2026	Projected 2026-2027	% Chg	Projected 2027-2028	% Chg	Projected 2028-2029	% Chg	Projected 2029-2030	% Chg	Projected 2030-2031	% Chg
Revenue	\$5,776,060	\$4,913,776	\$4,731,084	-3.7%	\$4,565,484	-3.5%	\$4,368,696	-4.3%	\$4,326,570	-1.0%	\$4,227,190	-2.3%
Expenditures	\$5,865,384	\$5,691,394	\$5,535,124	-2.7%	\$5,512,937	-0.4%	\$5,639,017	2.3%	\$5,767,989	2.3%	\$5,900,985	2.3%
Revenue Over (Under) Expenditures	(\$89,323)	(\$777,618)	(\$804,040)		(\$947,452)		(\$1,270,321)		(\$1,441,420)		(\$1,673,796)	
Fund Balance	\$1,134,832	\$357,214	(\$446,826)		(\$1,394,278)		(\$2,664,599)		(\$4,106,018)		(\$5,779,814)	
Assigned Fund Balance	\$360,540	\$380,358	\$402,645		\$409,324		\$402,027		\$390,619		\$366,737	
Unassigned Fund Balance	\$774,293	(\$23,144)	(\$849,471)		(\$1,803,602)		(\$3,066,626)		(\$4,496,637)		(\$6,146,551)	
Percent Unassigned	13.2%	-0.4%	-15.3%		-32.7%		-54.4%		-78.0%		-104.2%	
Unassigned Target Fund Balance %	8.0%	8.0%	8.0%		8.0%		8.0%		8.0%		8.0%	
Minimum Unassigned Fund Balance	\$469,231	\$455,312	\$442,810		\$441,035		\$451,121		\$461,439		\$472,079	
Fund Balance Over (Under) Target	\$305,062	(\$478,455)	(\$1,292,281)		(\$2,244,637)		(\$3,517,747)		(\$4,958,076)		(\$6,618,630)	

	Actual 2024-2025	Budget 2025-2026	Projected 2026-2027	% Chg	Projected 2027-2028	% Chg	Projected 2028-2029	% Chg	Projected 2029-2030	% Chg	Projected 2030-2031	% Chg
Basic Funding Formula	\$7,281	\$7,481	\$7,705	3.0%	\$7,936	3.0%	\$8,117	2.3%	\$8,279	2.0%	\$8,445	2.0%
Operating Referendum	\$813	\$813	\$813	0.0%	\$813	0.0%	\$813	0.0%	\$813	0.0%	\$813	0.0%
Local Optional Revenue	\$724	\$724	\$724	0.0%	\$724	0.0%	\$724	0.0%	\$724	0.0%	\$724	0.0%
Capital Projects Levy	\$0	\$0	\$0	0.0%	\$0	0.0%	\$0	0.0%	\$0	0.0%	\$0	0.0%
Total Adj Pupil Units	327	283	257	-9.4%	233	-9.3%	210	-9.6%	207	-1.7%	192	-7.0%
Per Pupil Revenue	\$17,639	\$17,351	\$18,435	6.3%	\$19,615	6.4%	\$20,760	5.8%	\$20,915	0.7%	\$21,982	5.1%
Per Pupil Expenditures	\$17,912	\$20,097	\$21,568	7.3%	\$23,686	9.8%	\$26,796	13.1%	\$27,884	4.1%	\$30,686	10.1%

Table 6

Wrenshall Public School District
Five Year General Fund Budget Projection Summary

Definitions	Actual 2024-2025	Budget 2025-2026	Projected 2026-2027	% Chg	Projected 2027-2028	% Chg	Projected 2028-2029	% Chg	Projected 2029-2030	% Chg	Projected 2030-2031	% Chg
Revenue	\$5,650,075	\$5,316,677	\$5,438,516	2.3%	\$5,455,044	0.3%	\$5,496,537	0.8%	\$5,504,543	0.1%	\$5,551,204	0.8%
Expenditures	\$5,701,392	\$5,491,196	\$5,505,033	0.3%	\$5,489,842	-0.3%	\$5,606,915	2.1%	\$5,732,879	2.2%	\$5,862,399	2.3%
Revenue Over (Under) Expenditures	(\$51,317)	(\$174,519)	(\$66,517)		(\$34,798)		(\$110,378)		(\$228,336)		(\$311,196)	
Fund Balance	\$419,801	\$245,282	\$178,766		\$143,968		\$33,590		(\$194,746)		(\$505,942)	
Assigned Fund Balance	\$183,617	\$188,811	\$201,345		\$202,471		\$201,915		\$196,998		\$190,079	
Unassigned Fund Balance	\$236,185	\$56,471	(\$22,579)		(\$58,503)		(\$168,325)		(\$391,744)		(\$696,022)	
Percent Unassigned	4.1%	1.0%	-0.4%		-1.1%		-3.0%		-6.8%		-11.9%	
Unassigned Target Fund Balance %	8.0%	8.0%	8.0%		8.0%		8.0%		8.0%		8.0%	
Minimum Unassigned Fund Balance	\$456,111	\$439,296	\$440,403		\$439,187		\$448,553		\$458,630		\$468,992	
Fund Balance Over (Under) Target	(\$219,927)	(\$382,825)	(\$462,982)		(\$497,690)		(\$616,878)		(\$850,374)		(\$1,165,013)	

	Actual 2024-2025	Budget 2025-2026	Projected 2026-2027	% Chg	Projected 2027-2028	% Chg	Projected 2028-2029	% Chg	Projected 2029-2030	% Chg	Projected 2030-2031	% Chg
Basic Funding Formula	\$7,281	\$7,481	\$7,705	3.0%	\$7,936	3.0%	\$8,117	2.3%	\$8,279	2.0%	\$8,445	2.0%
Operating Referendum	\$0	\$0	\$0	0.0%	\$0	0.0%	\$0	0.0%	\$0	0.0%	\$0	0.0%
Local Optional Revenue	\$724	\$724	\$724	0.0%	\$724	0.0%	\$724	0.0%	\$724	0.0%	\$724	0.0%
Capital Projects Levy	\$0	\$0	\$0	0.0%	\$0	0.0%	\$0	0.0%	\$0	0.0%	\$0	0.0%
Total Adj Pupil Units	370	357	350	-1.8%	343	-2.2%	342	-0.2%	335	-1.9%	335	-0.1%
Per Pupil Revenue	\$15,277	\$14,901	\$15,517	4.1%	\$15,919	2.6%	\$16,076	1.0%	\$16,419	2.1%	\$16,571	0.9%
Per Pupil Expenditures	\$15,415	\$15,390	\$15,707	2.1%	\$16,021	2.0%	\$16,399	2.4%	\$17,100	4.3%	\$17,500	2.3%



Auditor/Treasurer

Carlton County Historic Courthouse, 301 Walnut Ave, PO Box 130, Carlton, MN 55718 Phone: 218.384.9127

Kevin DeVriendt Auditor/Treasurer

Kelly Lampel Chief Deputy Auditor/Treasurer

December 23, 2025

Commissioner Willie Jett
Commissioner of Education
Minnesota Department of Education
400 NE Stinson Blvd
Minneapolis, MN 55413

RE: School District Consolidation Plat for:

ISD 93, Carlton Public Schools
405 School Avenue
Carlton, MN 55718

ISD 100, Wrenshall Public Schools
207 Pioneer Drive
Wrenshall, MN 55797

Commissioner Jett,

The revised supporting statement from October 27, 2025 includes updates to section 5. Other 5a School Board Member Transition Plan from the School Board meeting 12/22/25.

Carlton County received a consolidation petition request from the public school districts of ISD 93 - Carlton and ISD 100 - Wrenshall. Enclosed with this letter, as per Minnesota Statute 123A.48, you will find a copy of the supporting statement and the proposed consolidation plat scheduled to take effect July 1, 2026.

If you have any questions regarding the plat, please feel free to call me at (218) 384-9131 or email at Kevin.DeVriendt@carltoncountymn.gov

Thank you in advance for your timely review of this proposed consolidation plat. Please verify you have received this information for our records.

Sincerely,

A handwritten signature in cursive script that reads "Kevin DeVriendt".

Kevin DeVriendt,
Carlton County Auditor/Treasurer

CC: Carlton Public School District Board
Wrenshall Public School District Board
Email: mde.commissioner@state.mn.us

I, Kevin DeVriendt, duly appointed Auditor/Treasurer of Carlton County, do hereby make the following supporting statement for the application for approval of plat consolidation for ISD 93, Carlton Public School District and ISD 100, Wrenshall Public School District.

1. Adjusted Net Tax Capacities

The adjusted net tax capacity of proposed district is \$16,074,099 as per the 2024 assessment. This information is located on the Minnesota Department of Revenue web site and can be verified at: [MN Dept of Revenue Interactive Property Tax Data Adjusted Net Tax Capacities](#) The area for the two school districts is contiguous. Land in ISD 93, Carlton Public School District ("Carlton") is completely located in Carlton County and land in ISD 100, Wrenshall Public School District ("Wrenshall") is completely located in Carlton County. The adjusted net tax capacity per the 2024 assessment for Carlton was \$9,875,835 and for Wrenshall was \$6,198,264.

2. Resident ADMs

Shown below include the number of Resident ADMs (average daily membership) for both Carlton and Wrenshall, respectively.

Run Date: 10/23/25 10.25.54
0093-01 Carlton Public School District

MINNESOTA DEPARTMENT OF EDUCATION
SCHOOL FINANCE DIVISION
ADM AND EL ESTIMATES FOR 25-26

DATE LAST MODIFIED 09/08/25
DATE LOADED TO MDE 09/08/2025

School	EL	ECSE	PK	HCPK	K5	KL	KG	1ST	2ND	3RD	4TH	5TH	6TH	7TH	8TH	9TH	10TH	11TH	12TH	TOTAL	
DISTRICT WIDE																					
Adjusted ADM cap AT 1.0	0	3	0	0	0	0	16	25	17	12	28	33	22	10	20	8	25	22	21	262	
Extended Time ADM	0	0	0	0	0	0	0	0	0	0	0	0	0	0	0	0	
Resident ADM cap at 1.0	.	5	0	0	0	0	35	49	37	44	46	54	41	47	49	48	46	50	38	589	
SITE ADJUSTED ADM CAP AT 1.0																					
000 Resident Students Tufti	0	0	0	0	0	0	0	0	0	0	0	0	0	0	0	0	0	0	0	0	
001 Carlton Secondary	0	0	0	0	0	0	0	0	0	0	0	0	0	10	20	8	25	22	21	106	
002 South Terrace Elementary	0	3	0	0	0	0	16	25	17	12	28	33	22	0	0	0	0	0	0	156	

Guide to the ADM estimates:

- A. Resident ADM - Public school students who live within the district. Maximum of 1.0 ADM per student.
- B. Adjusted ADM - Resident students minus (1) residents who leave the district under an enrollment options program plus (2) nonresidents who transfer into the district under an enrollment options program. Maximum of 1.0 ADM per student.
- C. Extended Time ADM - Up to 0.20 ADM per student enrolled in a learning year program and who have already generated 1.0 ADM.
- D. EL ADM - The ADM of eligible students served in an English Language Learners (ELL) program in this district.
- E. These estimates can be updated at the district's discretion via the ADMWE System.
- F. For questions on school numbers, contact MDE School Verify at mde.school-verify@state.mn.us
For questions on the data, call Jeanne Krile at (651) 582-8637.
- G. Documentation on reporting ADM and EL projections can be found on the MDE website at <https://education.mn.gov/MDE/dse/datasub/ADM>
Select District, Schools and Educators>Data Submissions>ADM Web Estimates (ADMWE).

School Number	School Name	EL	ECSE	PK	HCPK	K5	KL	KG	1ST	2ND	3RD	4TH	5TH	6TH	7TH	8TH	9TH	10TH	11TH	12TH	TOTAL
DISTRICT WIDE																					
	Adjusted ADM cap AT 1.0	0	0	0	0	0	0	21	29	23	30	21	26	22	25	26	29	22	28	27	329
	Extended Time ADM	0	0	0	0	0	0	0	0	0	0	0	0	0	0	0	0
	Resident ADM cap at 1.0	.	3	0	0	0	0	15	21	16	20	15	26	24	14	23	21	22	18	21	259
SITE ADJUSTED ADM CAP AT 1.0																					
000	Resident Students Tuition	0	0	0	0	0	0	0	0	0	0	0	0	0	1	0	0	1	1	0	3
001	Wrenshall Elementary	0	0	0	0	0	0	21	29	23	30	21	26	22	0	0	0	0	0	0	172
002	Wrenshall Secondary	0	0	0	0	0	0	0	0	0	0	0	0	0	24	26	29	21	27	27	154

Guide to the ADM estimates:

- A. Resident ADM - Public school students who live within the district. Maximum of 1.0 ADM per student.
- B. Adjusted ADM - Resident students minus (1) residents who leave the district under an enrollment options program plus (2) nonresidents who transfer into the district under an enrollment options program. Maximum of 1.0 ADM per student.
- C. Extended Time ADM - Up to 0.20 ADM per student enrolled in a learning year program and who have already generated 1.0 ADM.
- D. EL ADM - The ADM of eligible students served in an English Language Learners (ELL) program in this district.
- E. These estimates can be updated at the district's discretion via the ADMWE System.
- F. For questions on school numbers, contact MDE School Verify at mde.school-verify@state.mn.us
 For questions on the data, call Jeanne Krile at (651) 582-8637.
- G. Documentation on reporting ADM and EL projections can be found on the MDE website at <https://education.mn.gov/MDE/dse/datasub/ADM>
 Select District, Schools and Educators > Data Submissions > ADM Web Estimates (ADMWE).

3. Reasons for Consolidation

Consolidation will allow both Districts to:

1. Maintain and expand course offerings and technology for student learning.
2. Gain cost effectiveness and efficiencies.
3. Improve the long-term future viability of the two school districts as one.
4. Improve facility offerings to ensure combined commitment to the future education for the communities served.

Carlton County contains all of the land comprising the two Districts. Therefore, the consolidation plat has been prepared by the Carlton County Auditor/Treasurer. Carlton and Wrenshall each contain over 18 sections of land, so the enlarged Consolidated District will contain over 18 sections of land satisfying the criteria set forth in MS 123A.48 subd. 1.

4. Debt and Property Tax Levies

1. Operating Debt.
 - a. At the time of this supporting statement, neither school has any operational debt. Any operational debt incurred prior to the date of consolidation will become an obligation of all the taxpayers in the newly consolidated district using an operational debt levy made over five years as provided in Minnesota Statutes, Section 123A.73, subd. 9.
2. Bonded Debt.
 - a. Both Carlton and Wrenshall have General Obligation debt outstanding and are pictured below:

OUTSTANDING DEBT - CARLTON								
Payment Year (FY)	Issue Amount	Series	Principal	Interest	Issue Amount	Series	Principal	Interest
2026	\$635,000.00	2018A1	\$40,000.00	\$12,450.00	\$4,700,000.00	2018A2	\$195,000.00	\$74,550.00
2027	\$635,000.00	2018A1	\$40,000.00	\$11,250.00	\$4,700,000.00	2018A2	\$200,000.00	\$68,700.00
2028	\$635,000.00	2018A1	\$45,000.00	\$10,050.00	\$4,700,000.00	2018A2	\$205,000.00	\$62,700.00
2029	\$635,000.00	2018A1	\$45,000.00	\$8,700.00	\$4,700,000.00	2018A2	\$210,000.00	\$56,550.00
2030	\$635,000.00	2018A1	\$45,000.00	\$7,350.00	\$4,700,000.00	2018A2	\$220,000.00	\$50,250.00
2031	\$635,000.00	2018A1	\$50,000.00	\$6,000.00	\$4,700,000.00	2018A2	\$225,000.00	\$43,650.00
2032	\$635,000.00	2018A1	\$50,000.00	\$4,500.00	\$4,700,000.00	2018A2	\$230,000.00	\$36,900.00
2033	\$635,000.00	2018A1	\$50,000.00	\$3,000.00	\$4,700,000.00	2018A2	\$240,000.00	\$30,000.00
2034	\$635,000.00	2018A1	\$50,000.00	\$1,500.00	\$4,700,000.00	2018A2	\$245,000.00	\$22,800.00
2035			\$415,000.00	\$64,800.00	\$4,700,000.00	2018A2	\$255,000.00	\$15,450.00
2036					\$4,700,000.00	2018A2	\$260,000.00	\$7,800.00
							\$2,485,000.00	\$469,350.00

OUTSTANDING DEBT - WRENSHALL								
Payment Year	Issue Amount	Series	Principal	Interest	Issue Amount	Series	Principal	Interest
2026	\$9,240,000.00	2020A	\$425,000.00	\$214,347.50	\$965,000.00	2021A	\$60,000.00	\$12,812.50
2027	\$9,240,000.00	2020A	\$445,000.00	\$197,347.50	\$965,000.00	2021A	\$60,000.00	\$12,152.50
2028	\$9,240,000.00	2020A	\$460,000.00	\$179,547.50	\$965,000.00	2021A	\$60,000.00	\$11,492.50
2029	\$9,240,000.00	2020A	\$480,000.00	\$161,147.50	\$965,000.00	2021A	\$65,000.00	\$10,832.50
2030	\$9,240,000.00	2020A	\$490,000.00	\$151,547.50	\$965,000.00	2021A	\$65,000.00	\$9,955.00
2031	\$9,240,000.00	2020A	\$500,000.00	\$141,135.00	\$965,000.00	2021A	\$65,000.00	\$9,077.50
2032	\$9,240,000.00	2020A	\$510,000.00	\$128,885.00	\$965,000.00	2021A	\$65,000.00	\$8,200.00
2033	\$9,240,000.00	2020A	\$525,000.00	\$116,390.00	\$965,000.00	2021A	\$65,000.00	\$6,900.00
2034	\$9,240,000.00	2020A	\$535,000.00	\$103,527.50	\$965,000.00	2021A	\$70,000.00	\$5,600.00
2035	\$9,240,000.00	2020A	\$550,000.00	\$90,420.00	\$965,000.00	2021A	\$70,000.00	\$4,200.00
2036	\$9,240,000.00	2020A	\$565,000.00	\$76,945.00	\$965,000.00	2021A	\$70,000.00	\$2,800.00
2037	\$9,240,000.00	2020A	\$580,000.00	\$62,537.50	\$965,000.00	2021A	\$70,000.00	\$1,400.00
2038	\$9,240,000.00	2020A	\$595,000.00	\$48,037.50			\$785,000.00	\$95,422.50
2039	\$9,240,000.00	2020A	\$610,000.00	\$32,418.76				
2040	\$9,240,000.00	2020A	\$625,000.00	\$16,406.26				
2041			\$7,895,000.00	\$1,720,640.02				

OUTSTANDING DEBT - WRENSHALL								
Payment Year	Issue Amount	Series	Principal	Interest	Issue Amount	Series	Principal	Interest
2026	\$430,000.00	2021B1	\$40,000.00	\$7,600.00	\$3,240,000.00	2021B2	\$120,000.00	\$62,450.00
2027	\$430,000.00	2021B1	\$45,000.00	\$6,400.00	\$3,240,000.00	2021B2	\$120,000.00	\$58,850.00
2028	\$430,000.00	2021B1	\$45,000.00	\$5,050.00	\$3,240,000.00	2021B2	\$125,000.00	\$55,250.00
2029	\$430,000.00	2021B1	\$45,000.00	\$3,700.00	\$3,240,000.00	2021B2	\$135,000.00	\$51,500.00
2030	\$430,000.00	2021B1	\$45,000.00	\$2,800.00	\$3,240,000.00	2021B2	\$135,000.00	\$48,800.00
2031	\$430,000.00	2021B1	\$45,000.00	\$1,900.00	\$3,240,000.00	2021B2	\$135,000.00	\$46,100.00
2032	\$430,000.00	2021B1	\$50,000.00	\$1,000.00	\$3,240,000.00	2021B2	\$145,000.00	\$43,400.00
2033			\$315,000.00	\$28,450.00	\$3,240,000.00	2021B2	\$145,000.00	\$40,500.00
2034					\$3,240,000.00	2021B2	\$150,000.00	\$37,600.00
2035					\$3,240,000.00	2021B2	\$150,000.00	\$34,600.00
2036					\$3,240,000.00	2021B2	\$150,000.00	\$31,600.00
2037					\$3,240,000.00	2021B2	\$155,000.00	\$28,600.00
2038					\$3,240,000.00	2021B2	\$160,000.00	\$25,500.00
2039					\$3,240,000.00	2021B2	\$165,000.00	\$22,300.00
2040					\$3,240,000.00	2021B2	\$170,000.00	\$19,000.00
2041					\$3,240,000.00	2021B2	\$780,000.00	\$15,600.00
							\$2,940,000.00	\$621,650.00

- i. Any bonded debt existing on July 1, 2026 will become in part or whole the obligation of all the taxpayers in the newly consolidated district
 - ii. All property in the consolidated Carlton/Wrenshall School District will be taxable for payment of any new bonded debt the consolidated District may incur after July 1, 2026.
 - b. Capital Loans and Energy Loans.
 - i. Neither Carlton, nor Wrenshall has any energy loans or capital loans.
- 3. Referendum Revenue Authorizations.
 - a. The referendum revenue authorizations previously approved by the voters of Carlton, and renewed by authorization of Carlton School Board pursuant to Minnesota Statutes, Section 126C.17, subd. 9b, will be continued as provided in Minnesota Statutes, Section 123A.73, subd. 4 or 5.

5. Other Information

- 1. Assets and Liabilities.
 - a. All of the assets, real and personal, of Carlton and Wrenshall, and all legally valid and enforceable claims and contract obligations of both school districts shall, effective July 1, 2026, pass to the consolidated school district.
- 2. Trustee.
 - a. The component school districts recommend the Board of the newly consolidated District be designated as trustee of Carlton and Wrenshall as neither district will be operating independently after June 30, 2026. As trustee this School Board will have responsibility over the payment of final obligations, completion of audit and other reports, and will be custodian of records of the former school districts.
- 3. District Name and Identification Number.
 - a. The School Board finds and determines that, in the interest of efficiency and economy of operation, it is more practical and reasonable to retain Wrenshall 's identification number ISD 100 for the consolidated school district. The name of the newly consolidated district will be determined at a future date.
- 4. Staff.
 - a. It is the shared intent of Carlton and Wrenshall to comply with the provisions of Minnesota Statutes, Section 123A.75, subd.1, paragraph (a) in determining assignments for teachers after the date of the Consolidation.
- 5. School Board Member Transition Plan.
 - a. Wrenshall and Carlton both currently have boards consisting of 6 members. July 1, 2026 - Districts Consolidate - The board will reduce to seven (7) members through resignations. The resignations will be as follows:
 - Carlton
 - 1 resignation from a member with a term expiring in 2026
 - 2 resignations from members with a term expiring in 2028
 - Wrenshall
 - 1 resignation from a member with a term expiring in 2026
 - 1 resignation from a member with a term expiring in 2028
 After these resignations, the election cycle will be as follows:
 - Fall 2026 Election: Four (4) At Large School Board Seats
 - Fall 2028 Election: Three (3) At Large School Board Seats
 All school board elections for the consolidated district will be for At large seats.

- a. ~~The School Board of the consolidated school district will elect three (3) members from each pre-existing school district along previous existing election boundaries. The boards will seek resignations from two (2) members of each board effective the day prior to the consolidation date of July 1, 2026. Each board will seek an additional resignation one (1) year following the consolidation date. Pursuant to Section 123A.48, subd. 4, the transition plan may shorten any or all terms of incumbent school board members to achieve an orderly reduction of the school board. When the transition process is completed, the school board of the consolidated school district will have six (6) members. Members of the administration are hereby authorized and directed to submit a copy of the transition plan to the Minnesota Secretary of State for review and comment.~~

6. Map (see Appendix A herein)

December 22, 2025

Minnesota Department of Education
Chris Kubesh, Education Finance Specialist
1500 Highway 36 West
Roseville, Minnesota 55113

Minnesota Secretary of State
Paul Linnell, Director of Elections
100 Rev Dr Martin Luther King Jr Boulevard
St Paul, MN 55155

Mr. Kubesh and Mr. Linnell,

After reviewing your feedback on our consolidation resolution, we would like to revise our board transition plan. On December 22, 2025, the School Boards of Wrenshall Public School (ISD 100) and Carlton Public School (ISD 93) agreed to the following board reduction plan. Wrenshall and Carlton both currently have boards consisting of 6 members.

July 1, 2026 - Districts Consolidate - The board will reduce to seven (7) members through resignations. The resignations will be as follows:

- Carlton
 - 1 resignation from a member with a term expiring in 2026
 - 2 resignations from members with a term expiring in 2028
- Wrenshall
 - 1 resignation from a member with a term expiring in 2026
 - 1 resignation from a member with a term expiring in 2028

After these resignations, the election cycle will be as follows:


- Fall 2026 Election: Four (4) At Large School Board Seats
- Fall 2028 Election: Three (3) At Large School Board Seats

All school board elections for the consolidated district will be for at large seats.


This document should serve as an addendum to our formal submission to the Minnesota Department of Education dated October 13th, 2025.

If you have any questions, don't hesitate to reach out to either superintendent.


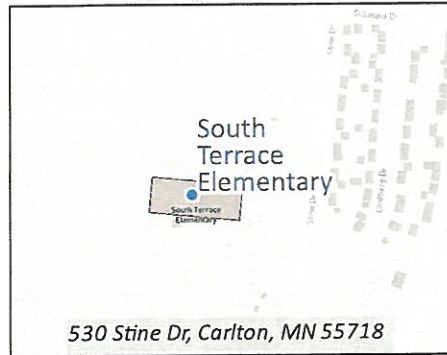
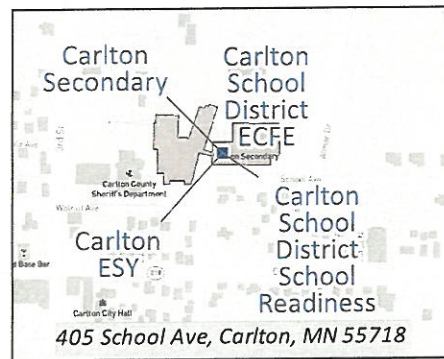
Sincerely,



Frank Schill
Superintendent



Mark Messman
Superintendent



Carlton (0093-01) & Wrenshall (0100-01) Public School Districts

Map Information

School District Boundaries

Local School Programs

- Elementary
- Secondary
- Other
- Adjacent Public District Schools



0 0.5 1 1.5 2 mi

Scale applies to main map only.

This map is intended to display two public school districts and the pertinent public school locations. Program locations were active for the 2025-26 school year. The school district boundaries appearing on the map do not necessarily represent the legal boundaries. They are a generalization of the boundaries maintained by the Department of Education, based on land parcel information from Minnesota counties. Please contact your county auditor or assessor to obtain an accurate legal description of the boundary.

Liability Statement

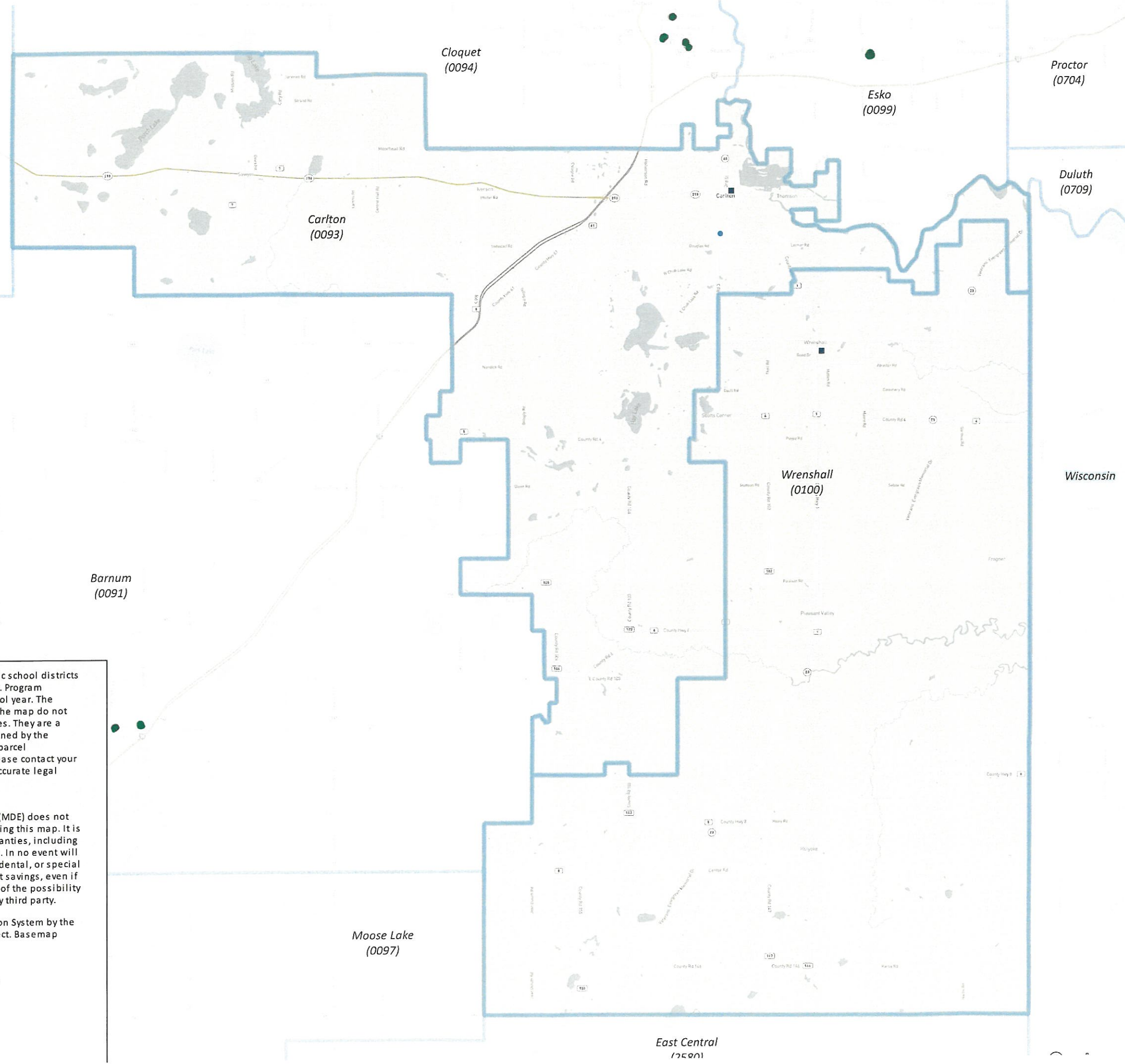
The Minnesota Department of Education (MDE) does not warrant the results you may obtain by using this map. It is provided without express or implied warranties, including warranties of merchantability and fitness. In no event will MDE be liable for any consequential, incidental, or special damages, including any lost profits or lost savings, even if an MDE representative has been advised of the possibility of such damages or any other claim by any third party.

Created using QGIS Geographic Information System by the Open Source Geospatial Foundation Project. Basemap Credits: © Mapbox, © OpenStreetMap.

For assistance with this map, contact:
Mike Dolbow : mike.dolbow@state.mn.us

MN Department of Education
400 NE Stinson Blvd.
Minneapolis, MN, 55413

Last updated: 2025-10-16





Carlton School District
405 School Avenue
PO Box 310
Carlton, MN 55718

Sertich Environmental Services (SES) is pleased to submit the following proposal covering a facility inspection for asbestos containing building materials (ACBM), as required for renovations or demolition (no destructive samples), by EPA rules under NESHAP (National Emission Standards for Hazardous Air Pollutants) 40 CFR Part 61.

EPA accredited personnel will perform all services. The inspection will be conducted for the following fees:

- On-site survey work, 8 hours @\$150.00/hour \$ 1,200.00
 We estimate one day, 2 inspectors
 - Report generation, 2 hours @ \$75.00/hour \$ 150.00
 - Sample analysis, 75-125 samples @ \$25.00/sample \$ 1875.00 - 3125.00
 We estimate 75-125 total samples – 5 day turnaround time for sample price
 We will bill only for total number of samples taken
- Total Estimate \$3,225.00 – \$4,475.00**

SES appreciates the opportunity to present this proposal. If you have any questions, please feel free to contact me at 218-259-7579. We look forward to working with you on this project. Please sign below and return to me or to csertich@mac-env.com. Thank you.

Sincerely,



Andy Sertich

Sertich Environmental Services (SES)

asertich@mac-env.com

218-259-7579

Approved by:

Name

Date



Carlton School District
405 School Avenue
PO Box 310
Carlton, MN 55718

RE: Carlton School District Asbestos Abatement Project Estimate – Carlton High School

Thank you for the opportunity to present this estimate for environmental services relating to the project at Carlton High School.

ENVIRONMENTAL SERVICES

Project Design and Specification Development

Sertich Environmental Services (SES) will develop an asbestos removal project design and specification for the referenced project. This includes layout and coordination with the Carlton School District to determine project timelines, workflow, and environmental concerns particular to the project. SES will develop specifications, help with pre-bed conference if needed, and assist in contractor selection.

Fee: \$ 3,000.00

Air Monitoring/Project Management

SES will provide clearance air sampling for this project for the hourly rate indicated below

\$105.00/per hour on site

Mileage @ \$.070 per mile

PCM Sampling @ \$40.00 per sample

Transmission Electron Microscopy (TEM) (if needed)

Clearance samples will be required to be analyzed by TEM per AHERA. Contractor will be responsible for cost of TEM sampling due to failed samples.

TEM Samples: @ \$175.00 each

Estimated Asbestos Abatement Costs:

Estimated removal costs for abatement will be approximately \$125,000.00.

Areas of concern:

- Cafeteria – Floor Tile and Mastic
- Cafeteria – Plaster around windows
- Wood Shop – Wood Floor and Mastic
- Science Rooms – Lab Tops
- Miscellaneous areas of pipe insulation throughout building
- Above costs do not include regulated waste such as fluorescent tubes, ballasts, refrigerants, batteries, etc. (\$10,000.00 estimate)
- A demolition survey will need to be done once building is unoccupied and demolish is option going forward. (\$3,500.00)

We hope this estimate will help with your decisions concerning this building.

SES appreciates the opportunity to present this estimate. If you have any questions, please feel free to contact me at 218-259-7579. We look forward to working with you on this project.

Sincerely,



Andy Sertich

Sertich Environmental Services (SES)

asertich@mac-env.com

218-259-7579

Dec. 22nd

County Attorney \$167,835.20 (Grade 260, 12+ years, Step 7)

Motion by Zmyslony, seconded by Reed, and carried by all yea votes to adopt the following resolution (25-085):

WHEREAS, an opportunity has emerged for the City of Carlton, the County of Carlton, and the Carlton School District (ISD #93) to partner in planning for a better future; and

WHEREAS, there is great interest from the City of Carlton, the County of Carlton, and the Carlton School District to have an actionable plan for the future of the Carlton Middle/High School; and

WHEREAS, partnerships between jurisdictions create unique opportunities to secure State and Federal funding; and

WHEREAS, the public and their elected representatives deserve an opportunity to provide input into planning for the future; and

WHEREAS, the City of Carlton, the County of Carlton, and the Carlton School District each possess unique strengths, community insights, and technical capacities; and

WHEREAS, the City of Carlton, the County of Carlton, and the Carlton School District recognize the value of joint governmental partnerships.

THEREFORE, BE IT RESOLVED that the City of Carlton, the County of Carlton, and the Carlton School District shall work together to develop an expeditious program to transfer ownership of the Carlton Middle/High School to the Carlton County Economic Development Authority.

Motion by Zmyslony, seconded by Bodie, and carried by all yea votes to adopt the following resolution (25-086):

BE IT RESOLVED that during the year 2026, members of the following boards, commissions, and committees shall be paid per diem and reimbursed for necessary expenses incurred for each meeting, where these per diem and expense payments are not paid by other organizations:

- \$75 -- Human Services Advisory Committee (HSAC)
- \$75 -- Cooperative Extension Committee (CEC)
- \$75 -- Carlton County Economic Development Authority Committee (CCEDA)
- \$90 -- Board of Adjustment
- \$75 -- Planning Commission
- \$75 -- Housing Trust Fund Committee
- \$75 -- Comprehensive Land Use Plan Committee (new 2026)

Motion by Zmyslony, seconded by Plante Buhs, and carried by all yea votes to adopt the following resolution (25-087):



**Understanding Today.
Building Tomorrow, *Together.***

**FOCUSED ON CREATING STRONGER OPPORTUNITIES
AND LONG-TERM SUCCESS FOR EVERY STUDENT.**

**STRONGER SCHOOLS.
GREATER OPPORTUNITIES.
A SUSTAINABLE FUTURE.**



FRANK SCHILL
Wrenshall Interim Superintendent



MARK MESSMAN
Carlton Interim Superintendent



WHAT TO EXPECT

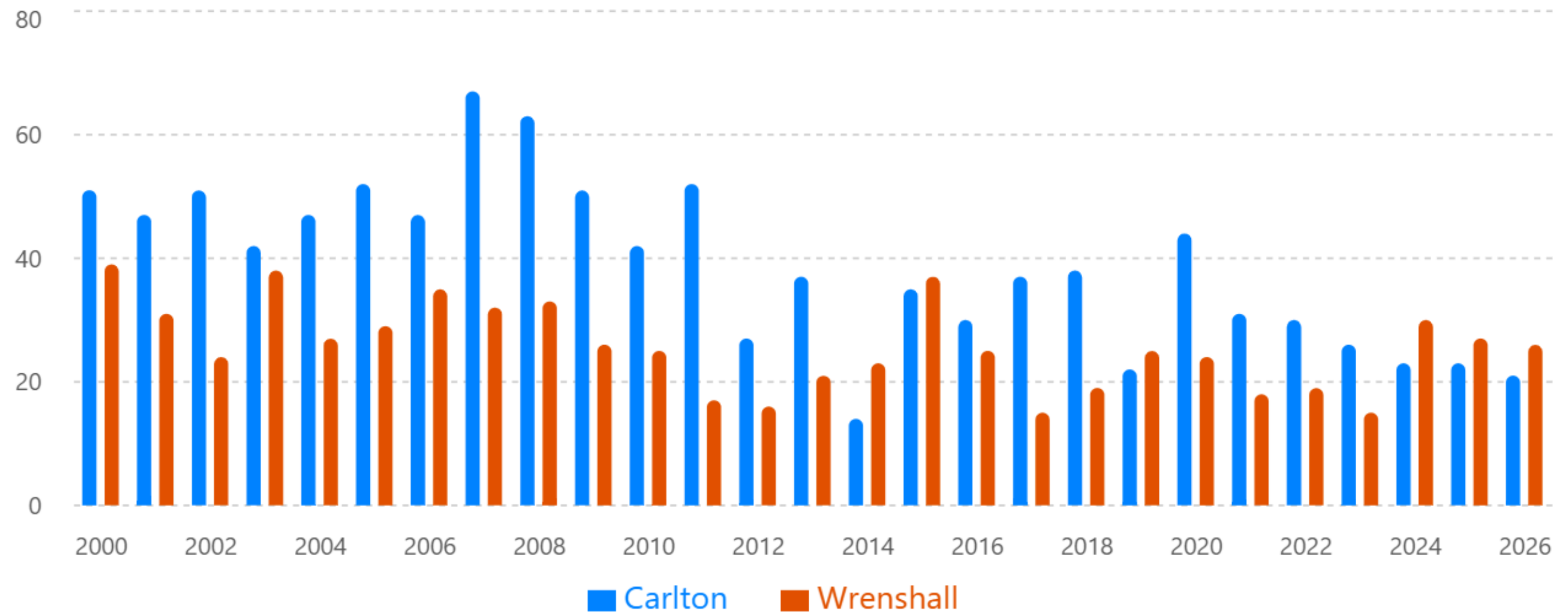
- Opportunities to ask questions during the session or submit written questions using provided forms
- Option to share contact information to receive future updates and communications
- Opportunities to engage in respectful and productive conversations that encourage questions and provide factual information



GRADUATING CLASS SIZES OVER THE YEARS

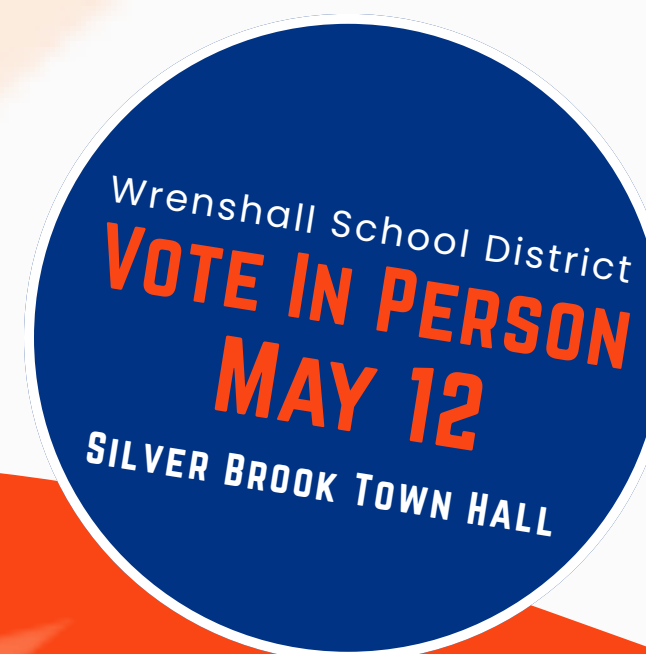
Historical Graduating Numbers for Carlton & Wrenshall

Annual graduating class sizes from 2000 to 2026 (2026 anticipated). Values shown for each bar.



FINANCIAL EFFICIENCY & EXPANDED OPPORTUNITIES

- Consolidation allows for more efficient use of district resources
- Reduces duplication in operations and staffing structures
- Creates the ability to reinvest in academic programming
- Expands course offerings, activities, and student experiences





STUDENT OPPORTUNITIES & BENEFITS

How will this impact students?

Potential impacts may include:

- Changes in school location
- Access to different courses or programs
- Adjustments in class sizes or peer groups



Will there be more academic or extracurricular opportunities?

As a result of consolidation and fiscal efficiencies, students will experience more academic, artistic, and extracurricular opportunities than what is currently offered at each individual district level.

Specific offerings will be determined as planning continues.

STAFFING & EMPLOYMENT

Will there be changes to staff positions?

Staffing needs will be evaluated as part of the consolidation process. This may include:

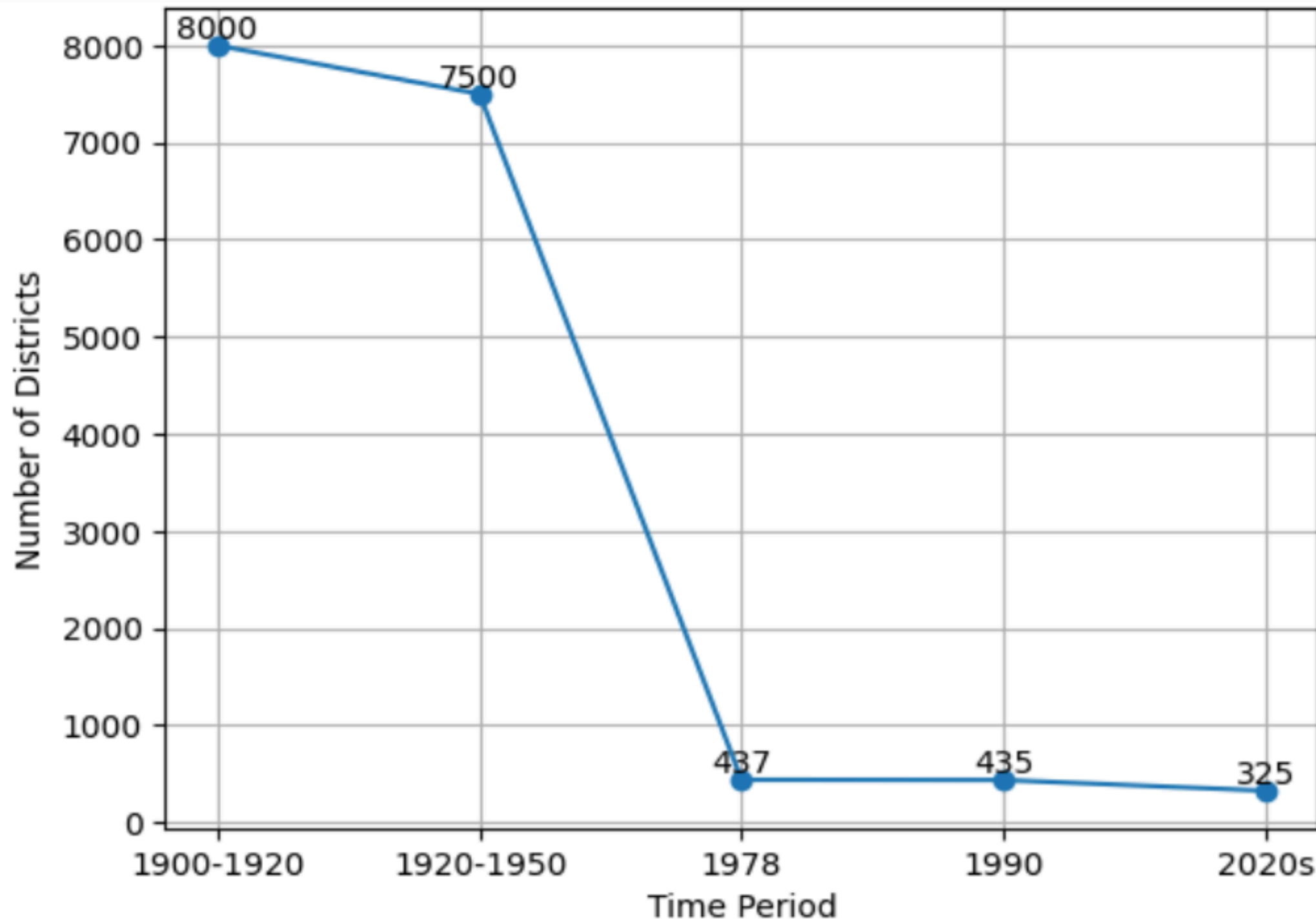
- Reassignment of roles
- Adjustments based on enrollment and programming needs

Will teachers or staff lose their jobs?

During the April 14th Joint Board Meeting, the superintendents announced that it looks like all tenured teachers will have positions in the consolidated school district.

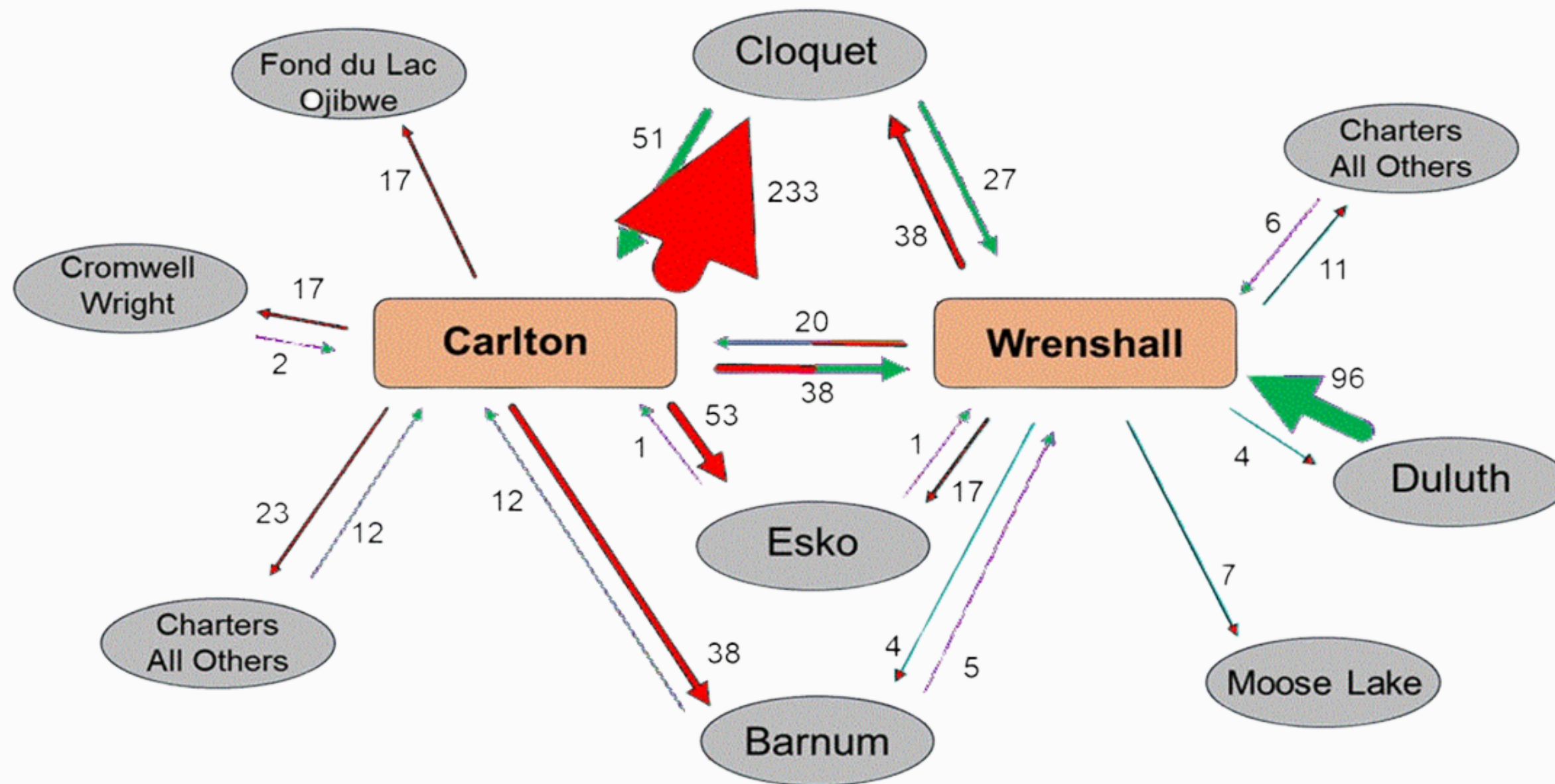


MINNESOTA SCHOOL DISTRICT CONSOLIDATION OVER TIME



MAJOR OPEN ENROLLMENT EXCHANGES

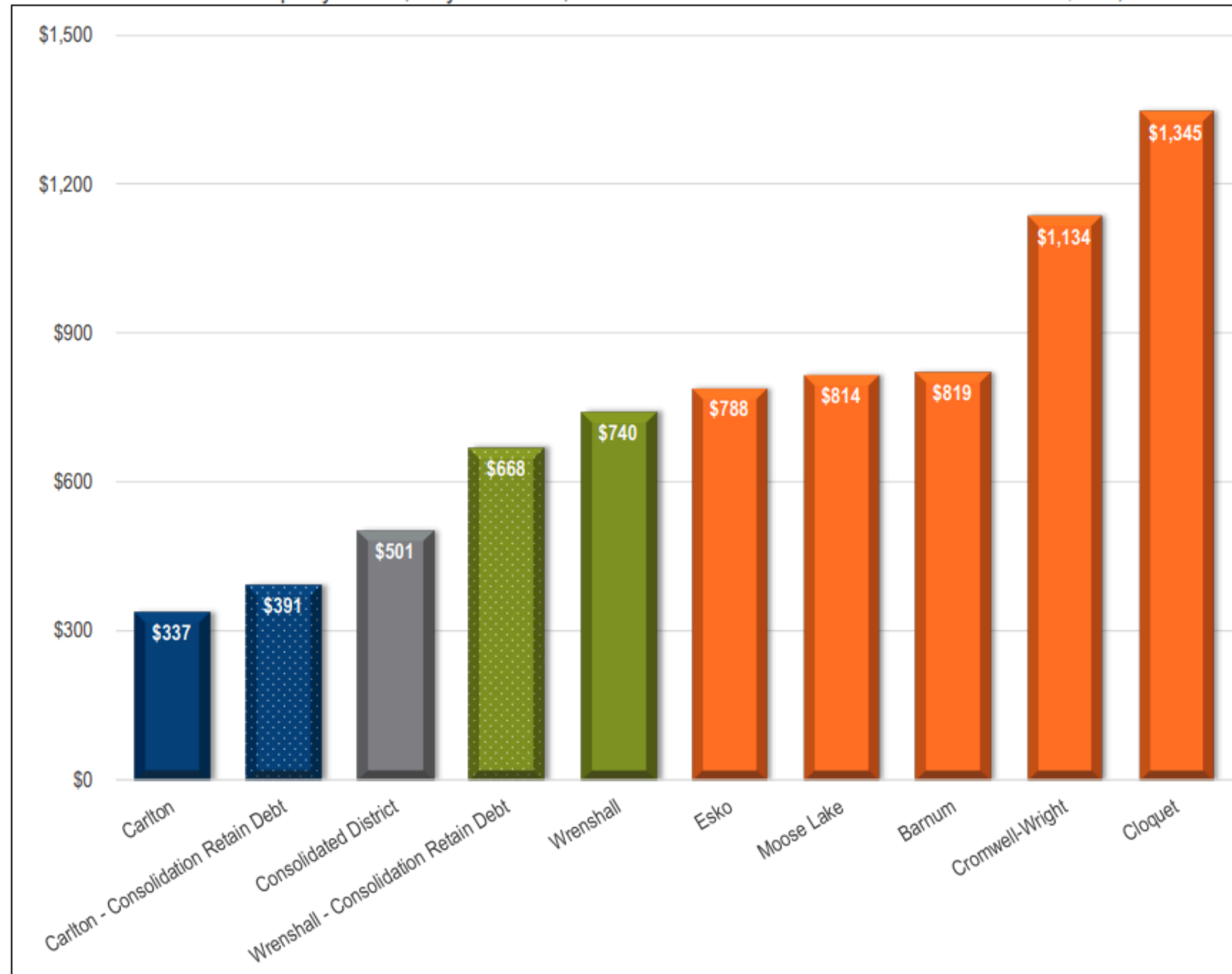
2022/23 to 2024/25 Averages





TOTAL SCHOOL PROPERTY TAXES, PAYABLE 2026

Total School Property Taxes, Payable 2026, on a Home with an Estimated Market Value of \$300,000



**Total School Property Taxes,
Before and After
Consolidation, Assuming all
Taxpayers pay on the
Combined Debt, and
Assuming Taxpayers Pay on
the Debt Levy Based on
Parcel Location Prior to
Consolidation**

Source: Minnesota Department of Revenue, MDE 2025 Payable 2026 Preliminary Levy Certification

TAX IMPACT FOR CONSOLIDATION

CARLTON (ISD 93) / WRENSHALL (ISD 100) School Districts

October 20, 2025

Table 2 Estimated Tax Impacts

Debt Levies Shared by Consolidated District		Carlton School District Current Parcels	Wrenshall School District Current Parcels
Type of Property	Estimated Market Value	Estimated Change in Payable 2026 Taxes*	
Residential Homestead	\$150,000	\$71	-\$104
	200,000	102	-149
	250,000	133	-194
	300,000	164	-239
	350,000	195	-284
	400,000	226	-330
	500,000	289	-420
Commercial/ Industrial	600,000	360	-522
	\$100,000	\$82	-\$118
	250,000	230	-328
	500,000	497	-706
	1,000,000	1,030	-1,463
Agricultural Homestead (value per acre)	\$1,000	\$0.11	-\$0.13
	2,000	0.21	-0.26
	3,000	0.32	-0.38
	4,000	0.43	-0.51
Agricultural Non-Homestead (value per acre)	\$1,000	\$0.21	-\$0.26
	2,000	0.43	-0.51
	3,000	0.64	-0.77
	4,000	0.85	-1.02

* Estimates are based on the certified levy for school property taxes payable in 2026, but would be effective for taxes payable in the first year after the effective date of consolidation. Estimates assume no other changes in property values or school funding, other than the impact of the proposed consolidation and the changes in property values and pupil units associated with the consolidation. Estimated tax impact for agricultural properties include a 70% reduction in debt service levies due to the School Building Bond Agricultural Credit.



TAX IMPACT FOR OPERATING REFERENDUM IF CONSOLIDATED

PRELIMINARY INFORMATION - FOR DISCUSSION ONLY

Wrenshall School District, ISD 100

April 1, 2026

Estimated Tax Impact of Possible Operating Referendum Levy
Tax Impact for Assumed Carlton/Wrenshall Consolidated District

	Operating Referendum Revenue
Taxes Payable 2027 (Fiscal Year 2027-28)	\$100,000

Type of Property	Estimated Market Value	Estimated Annual Taxes Payable in 2027 *
	\$100,000	\$9
	150,000	13
	200,000	18
Residential	250,000	22
Homesteads,	300,000	27
Apartments,	350,000	31
and Commercial-	400,000	35
Industrial Property	500,000	44
	600,000	53
	750,000	66
	1,000,000	88

*The amounts in the table are based on school district taxes for the possible operating referendum levies only, and do not include tax levies for other purposes. Tax increases shown above are gross increases, not including the impact of the homeowner's Homestead Credit Refund ("Circuit Breaker") program. Owners of homestead property may qualify for a refund, based on their income and total property taxes. This would reduce the tax increase for those property owners.



TAX IMPACT FOR OPERATING REFERENDUM: IF THE VOTE IS NO



PRELIMINARY INFORMATION - FOR DISCUSSION ONLY

Wrenshall School District, ISD 100

April 1, 2026

Estimated Tax Impact of Possible Operating Referendum Levy

Tax Impact for Wrenshall Only

	Operating Referendum Revenue
Taxes Payable 2027 (Fiscal Year 2027-28)	\$100,000

Type of Property	Estimated Market Value	Estimated Annual Taxes Payable in 2027 *
	\$100,000	\$25
	150,000	38
	200,000	51
Residential	250,000	63
Homesteads,	300,000	76
Apartments,	350,000	88
and Commercial-	400,000	101
Industrial Property	500,000	126
	600,000	152
	750,000	189
	1,000,000	253

*The amounts in the table are based on school district taxes for the possible operating referendum levies only, and do not include tax levies for other purposes. Tax increases shown above are gross increases, not including the impact of the homeowner's Homestead Credit Refund ("Circuit Breaker") program. Owners of homestead property may qualify for a refund, based on their income and total property taxes. This would reduce the tax increase for those property owners.

TAX IMPACT BOND ISSUED IF CONSOLIDATED

Wrenshall School District ISD No. 100

Analysis of Tax Impact for Potential Bond Issue

April 1, 2026

Tax Impact for Assumed Carlton/Wrenshall Consolidated District

Bond Issue Amount		\$1,000,000
Average Interest Rate		5.00%
Number of Years		10 Tax Levies
Type of Property	Estimated Market Value	Estimated Impact on Annual Taxes Payable in 2027*
Residential Homestead	\$100,000	\$5
	150,000	9
	200,000	14
	250,000	18
	300,000	22
	350,000	27
	400,000	31
	500,000	40
Commercial/ Industrial	\$100,000	\$12
	250,000	34
	500,000	74
	1,000,000	153
Agricultural Homestead** (average value per acre of land & buildings)	\$1,000	\$0.01
	2,000	0.02
	3,000	0.04
	4,000	0.05

* Estimated tax impact includes principal and interest payments on the new bonds. The amounts in the table are based on school district taxes for bonded debt levies only, and do not include tax levies for other purposes. Tax increases shown above are gross increases, not including the impact of the homeowner's Homestead Credit Refund ("Circuit Breaker") program. Owners of homestead property may qualify for a refund, based on their income and total property taxes. This will change the net effect of the proposed bond issue for those property owners.

** For all agricultural property, includes a 70% reduction due to the School Building Bond Agricultural Credit. Average value per acre is the total estimated market value of all land & buildings divided by total acres. If the property includes a home, then the tax impact on the house, garage, and one acre of land will be calculated in addition to the taxes per acre, on the same basis as a residential homestead or non-homestead property. If the same property owner owns more than \$3.84 million of agricultural homestead land and buildings, a portion of the property will be taxed at the higher non-homestead rate.



TAX IMPACT FOR BOND ISSUE: IF THE VOTE IS NO



Wrenshall Public School District No. 100

Analysis of Tax Impact for Potential Bond Issue
Tax Impact for Wrenshall Only

April 1, 2026

Bond Issue Amount		\$1,000,000
Average Interest Rate		5.00%
Number of Years		10 Tax Levies
Type of Property	Estimated Market Value	Estimated Impact on Annual Taxes Payable in 2027*
Residential Homestead	\$100,000	\$13
	150,000	24
	200,000	35
	250,000	46
	300,000	57
	350,000	68
	400,000	79
	500,000	101
Commercial/ Industrial	\$100,000	\$30
	250,000	86
	500,000	188
	1,000,000	391
Agricultural Homestead** (average value per acre of land & buildings)	\$1,000	\$0.03
	2,000	0.06
	3,000	0.09
	4,000	0.12

* Estimated tax impact includes principal and interest payments on the new bonds. The amounts in the table are based on school district taxes for bonded debt levies only, and do not include tax levies for other purposes. Tax increases shown above are gross increases, not including the impact of the homeowner's Homestead Credit Refund ("Circuit Breaker") program. Owners of homestead property may qualify for a refund, based on their income and total property taxes. This will change the net effect of the proposed bond issue for those property owners.

** For all agricultural property, includes a 70% reduction due to the School Building Bond Agricultural Credit. Average value per acre is the total estimated market value of all land & buildings divided by total acres. If the property includes a home, then the tax impact on the house, garage, and one acre of land will be calculated in addition to the taxes per acre, on the same basis as a residential homestead or non-homestead property. If the same property owner owns more than \$3.84 million of agricultural homestead land and buildings, a portion of the property will be taxed at the higher non-homestead rate.

FUTURE GOVERNANCE DECISIONS

School Board Role & Decision-Making Process

Role of the School Board

- Represents the best interests of the entire community, with a focus on student achievement and equity
- Builds trust through transparent communication with staff, students, and community members
- Ensures a consistent flow of information to and from the district
- Engages with community stakeholders to support informed decision-making
- Advocates for the success and sustainability of public schools

Understanding School Closure Decisions

- School boards cannot close a school without a formal public process
- 123B.51 SCHOOLHOUSES AND SITES; USES FOR SCHOOL AND NONSCHOOL PURPOSES; CLOSINGS.*
- State law requires:
 - A public hearing with advance notice
 - Clear communication of the reasoning and impact
 - Opportunity for community input and testimony before any decision is made

123B.63 CAPITAL PROJECT REFERENDUM.

Important Note

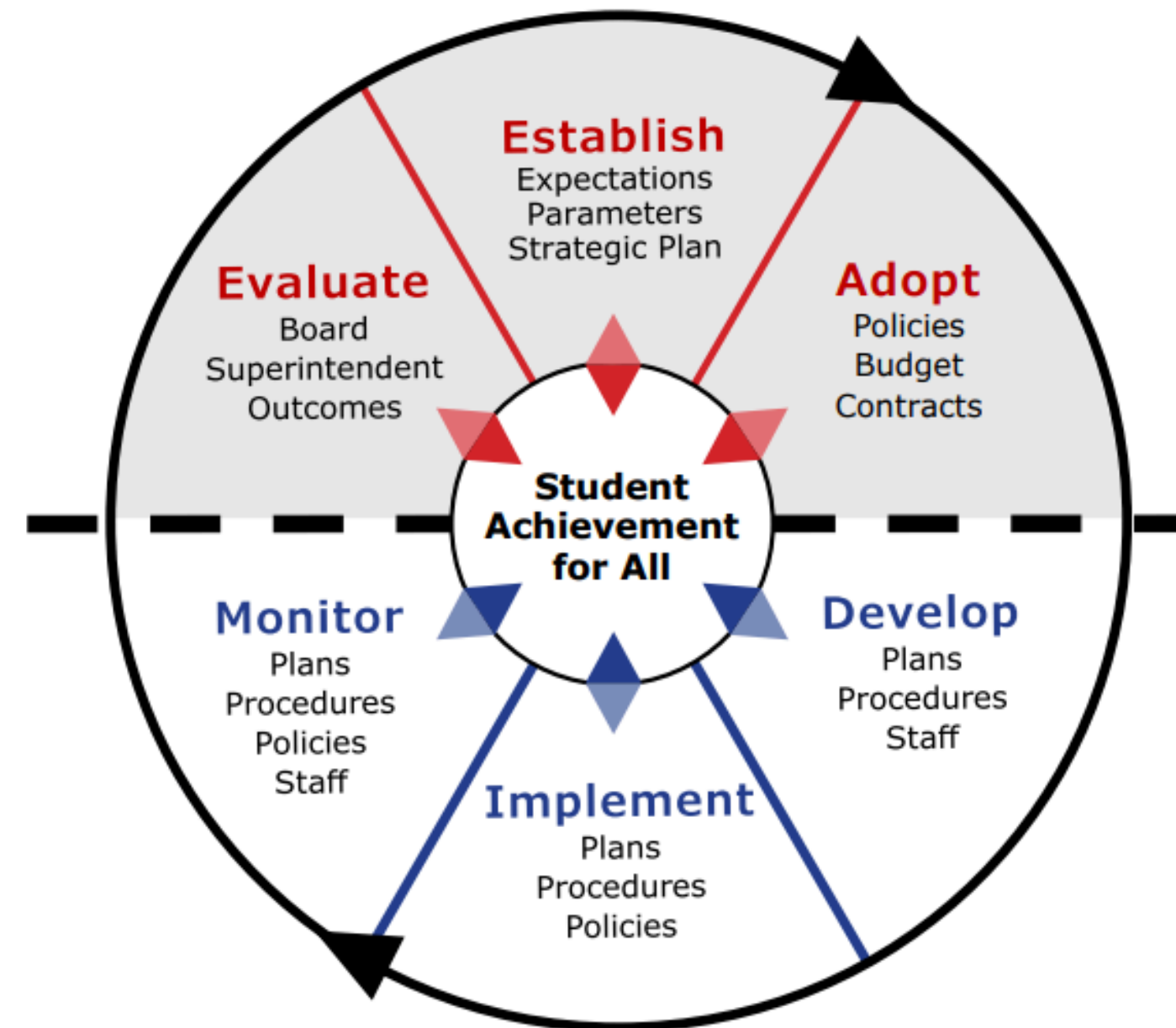
No decisions have been made to close a school or move all students to a single building

Any future considerations would follow a transparent, legally required process with **community involvement and final vote**

**COMMUNITY
INVOLVEMENT
AND
COMMUNITY
VOICE MATTER.**

Board Governance Model

The School Board Governs
Setting expectations and parameters



The Superintendent Manages
Providing leadership and supervision



Understanding Today. Building Tomorrow, *Together.*

STAY CONNECTED: QUESTIONS & MEETINGS



FRANK SCHILL

Wrenshall Interim Superintendent
fschill@isd100.org
www.isd100.org



MARK MESSMAN

Carlton Interim Superintendent
mmessman@carlton.k12.mn.us
www.carlton.k12.mn.us

UPCOMING EVENTS

6 May	Town Hall Meeting Wrenshall School Music Room 12:00 PM
-----------------	--

11 May	Town Hall Meeting Wrenshall School Music Room 4:00 PM
------------------	---





December 29, 2025

Kevin DeVriendt, Auditor/Treasurer
Carlton County, MN
301 Walnut Avenue, P.O. Box 130
Carlton, MN 55718

Dear Mr. DeVriendt:

In accordance with Minnesota Statutes 123A.48, subdivision 8, a plat/supporting statement for the proposed consolidation of Independent School District (ISD) #93, Carlton Public Schools and ISD #100, Wrenshall Public Schools was submitted to the Commissioner of the Minnesota Department of Education (MDE) for review and approval on October 27, 2025. None of the parties eligible under Minnesota Statutes 123A.48, subdivision 8 requested a public meeting within the 20-day period after the submission of the plat. A revised supporting statement, with modifications made to the school board transition plan, was subsequently submitted to MDE on December 23, 2025.

I have reviewed both the plat/supporting statement prepared by your office. The plat review is straightforward, as the existing boundaries of the two school districts would simply be combined to create a single school district, and the combined school districts would consist of at least 18 sections of land as established by Minnesota Statutes 123A.48, subdivision 1. In addition, there are no election districts to consider as all school board members of the combined school district would be elected at-large with staggering terms. Four board members would be elected to four-year terms in the Fall of 2026 and three board members would be elected to four-year terms beginning in the Fall of 2028.

The supporting statement contains the information required by Minnesota Statutes 123A.48, subdivision 5. The responsibility for repayment of the bonded debt incurred by each school district and existing on July 1, 2026, would be assigned to all taxpayers and spread over all the taxable property of the newly consolidated district. The existing operating referendum authorization of Carlton Public Schools would continue as provided in Minnesota Statutes 123A.73, subdivisions 4 or 5.

Both school boards appear to have an unambiguous consolidation proposal before them as they make their local decisions regarding the future of their school districts and the creation of a combined school district. I hereby endorse and approve the plat and supporting statement for the proposed consolidation of the Carlton and Wrenshall school districts. Pursuant to Minnesota Statutes 123A.48, subdivision 9, you are required to notify the school boards of ISD #93, Carlton Public Schools and ISD #100, Wrenshall Public Schools of my approval and endorsement of the plat/supporting statement.

Sincerely,

A handwritten signature in black ink, appearing to read 'Willie L. Jett II'.

Willie L. Jett II
Commissioner

Enclosure - Plat & Supporting Statement

cc: Mark Messman, Superintendent, ISD #93, Carlton Public Schools
Frank Schill, Superintendent, ISD #100, Wrenshall Public Schools



Girls Varsity Lock.
Girls Lock.
Boys Varsity Lock.
Boys Lock.
O.
O.
F7
Gymnasium

Diesel Fuel Tank

Silo

Weight Rm.

Mech.

Boiler

Stage

Multi-Purpose

Grant Rm.

Kitchen

Art

Sci.

Sci.

Spec. Ed.

Comp.

Library

Home Econ.

Shop

Band

Spec. Ed.

10A

Sens.

Staff Lounge

Records

District

Board Rm.

Student Parking

Staff Parking

Practice Field

Almar Drive

Overflow Parking

Parent Pick-Up/Drop Off

Bus Lane

School Avenue

Walnut Avenue

Fourth Street

Carlton Police Department

Using Carlton’s 75,000-square-foot middle/high school facility and current enrollment of 105 students, the calculation is: 714.3 sq. ft. / student.

Current Carlton High School Space Utilization

- Building Size: 75,000 sq. ft.
- Enrollment: 105 students
- Square Feet per Student: 714.3 sq. ft. per student

Comparison to MDE Planning Guidelines

For middle/high schools with fewer than 500 students, MDE's planning guideline is 200–320 square feet per student.

Measure	Sq. Ft. per Student
MDE Low Guideline	200
MDE High Guideline	320
Carlton High School	714

What Does This Mean?

- Compared to the high end of the MDE guideline (320 sq. ft./student), Carlton is:
 - 394 sq. ft. per student above the guideline.
 - Approximately 123% larger than the guideline.
- Compared to the low end of the MDE guideline (200 sq. ft./student), Carlton is:
 - 514 sq. ft. per student above the guideline.
 - Approximately 257% larger than the guideline.

A 75,000-square-foot middle/high school would be expected to accommodate approximately:

Guideline	Estimated Capacity
200 sq. ft./student	375 students
320 sq. ft./student	234 students

Therefore, a 75,000-square-foot facility serving only 105 students is extremely inefficient to operate, maintain, and long-term costs will only continue to inflate.

June 8, 2026

As the buildings and grounds director for the Carlton School District, I support the closure of the Carlton MS/HS building. Here are some of the major facility and maintenance concerns that have consistently been deferred, unfunded, or postponed for many years:

- Expensive roof replacements are needed on at least one-half of the structure
- The building has outdated and inefficient lighting that should have been replaced years ago
- Outdated HVAC system that is inefficient to operate, and too expensive to replace without a building bond
- 1 outdated steam boiler that should be replaced with high efficiency systems
- Outdated and inefficient windows that need replacement
- Exterior tuck pointing on at least one-half of the building
- Asbestos floor tile in halls, bathrooms, and storage areas that need abatement and replacement
- Existing floor tile and carpeting throughout the building is worn, outdated, and needs replacement
- Sports Locker rooms need significant updates to toilets, sinks, and showers
- All of the parking lots need a new wear coat applied
- The bus garage needs updates to doors, insulation, heating, windows, and bathroom

This is a small list of millions of dollars of repairs. Please feel free to contact me with any questions.

Scott Bodin
Head of Buildings and Grounds