



Monday, December 15, 2025
AGENDA OF REGULAR MEETING

Notice is hereby given that on Monday, December 15, 2025 the Board of Trustees of the Santa Fe ISD will hold a Regular Meeting at 5:00 PM in the Cowan Education Center Board Room, 4133 Warpath, Santa Fe, TX 77510.

Members of the public may access the meeting from the Districts You Tube website <https://www.youtube.com/channel/UCZbnWEVkow7MUoKJsFCUO8g>. Those wishing to make public comment on agenda items must do so online at www.sfisd.org under the SFISD School Board tab on the Thursday (a regular business day) prior to the meeting.

Agenda items will be aligned with the Board Goals:

2025-2026 Board Goals

1. Safety - Ensure an exceptional learning experience for all SFISD students in a safe and positive learning environment
2. Achievement - Promote academic achievement and success in SFISD through student engagement, innovation, rigorous and relevant learning
3. Culture - Maintain a collaborative district culture that promotes partnerships among all SFISD students, staff, families, and community stakeholders
4. Recruitment - Recruit, retain, and support a world-class team of employees in SFISD
5. Resources - Maximize our use of financial resources to ensure the greatest effectiveness and benefit for all SFISD students

The subjects to be discussed or considered or upon which any formal action may be taken are as listed below. Items do not have to be taken in the order shown on this meeting notice.

Unless removed from the consent agenda, items identified within the consent agenda will be acted on at one time.

- I. MEMBERS PRESENT/ABSENT
- II. OPENING OF MEETING
- III. PUBLIC HEARING
Public Hearing on the School Financial Integrity Rating System of Texas (FIRST Report)
- IV. EXECUTIVE SESSION, CHAPTER 551
 - A. *Texas Government Code 551.071: Consultation with Board Attorney regarding all matters as authorized by law including Board Governance*
 - B. *Texas Government Code 551.072: Deliberation regarding purchase, exchange, lease or value of real property*
 - C. *Texas Government Code 551.074: Personnel Matters: to deliberate the appointment, employment, evaluation, reassignment, duties, discipline, or dismissal of a public officer or employee*

- D. *Texas Government Code 551.076: Discussing security personnel or devices or security audits*
- V. RECONVENE: INVOCATION AND PLEDGES
- VI. SCHOOL OFFICIALS PRESENT
- VII. ACTION FROM CLOSED SESSION, CHAPTER 551
- VIII. RECOGNITIONS
 - A. Students and Staff
- IX. PUBLIC COMMENT ON AGENDA ITEMS
- X. INFORMATION ITEMS
 - A. Monthly Reports
 - B. Facilities and Maintenance Update
 - C. Safety Belt Update
 - D. Bilingual Program Update
- XI. CONSENT AGENDA
 - A. Consider and Approve Consent Agenda Items
 - B. Consider and Approve Minutes
 - C. Consider and Approve Accounts Payable
 - D. Consider and Approved Budget Amendment
 - E. Consider and Approve School Board Recognition Month Proclamation
- XII. REGULAR AGENDA
 - A. Consider and Approve the 2024-2025 Fiscal Audit Report
 - B. Consider and Approve Resolution to Deem Excess Property
 - C. Consider and Approve Resolution for the Texas Public Information Act Defined Business Days
 - D. Consider and Approve the 2025-2026 List of New Library Materials
- XIII. BOARD COMMUNICATION
- XIV. ADJOURNMENT

This Notice was emailed to news media who had previously requested such notice and an original copy was posted on the display window at the School District Administration Building.

Dr. Kevin Bott, Superintendent

Date/Time

If you are in need of assistance or accommodations (i.e., an interpreter for the hearing impaired), please notify Dr. Kevin Bott in advance at (409) 925-9093.

Annual Financial Accountability Management Report

For the Year Ending June 30, 2025



**Dr. Kevin Bott - Superintendent of Schools
Alejandro Sanchez - Chief Financial Officer**

Table of Contents

| | |
|--|----|
| Introduction..... | 2 |
| Overview of the Worksheet..... | 2 |
| Critical Indicators..... | 3 |
| Solvency Indicators..... | 3 |
| Financial Competence Indicators..... | 4 |
| Financial Accountability Ratings Worksheet..... | 5 |
| Other Data Concerning the District’s Operations..... | 9 |
| Operating Cost Management..... | 9 |
| Personnel Management..... | 12 |
| Debt Management..... | 12 |
| Cash Management..... | 12 |
| Tax Collections..... | 12 |
| Budgetary Planning & Financial Allocations..... | 13 |
| Financial Reporting Awards..... | 13 |
| Reporting Requirements for Superintendent and Board of Trustees..... | 14 |
| Superintendent Outside Compensation..... | 14 |
| Executive Officers and Board of Trustees Gifts..... | 14 |
| Superintendent and Board of Trustees Travel Expenditures..... | 14 |

Santa Fe Independent School District Annual Financial Accountability Management Report

Introduction

This is the 22nd year of School FIRST (Financial Integrity Rating System of Texas), a financial accountability system for Texas school districts developed by the Texas Education Agency in response to Senate Bill 875 of the 76th Texas Legislature in 1999 and amendments under House Bill 5, 83rd Texas Legislature, Regular Session, 2013. The primary goal of School FIRST is to achieve quality performance in the management of school districts' financial resources, a goal made more significant due to the complexity of accounting associated with Texas' school finance system. As part of School FIRST, each school district must prepare an annual financial accountability report after receiving their School FIRST rating.

The School FIRST accountability rating ensures that Texas school districts are accountable not only for student learning, but also for achieving these results cost effectively and efficiently. The information provided by the School FIRST system will guide us in our continued efforts to maximize each taxpayer's dollar.

The Texas Education Agency assigns one of four financial accountability ratings to Texas school districts, with the highest being "A" for Superior Achievement, followed by "B" for Above-Standard Achievement, "C" for Standard Achievement and "F" for Substandard Achievement. For 2024-2025 Santa Fe ISD received a rating of Superior Achievement.

Overview of the Worksheet

The reporting tool for School FIRST is the Financial Accountability Ratings Worksheet. This worksheet was developed by representatives of the Texas Education Agency (TEA), the Texas Business & Education Council (TBEC) and the Texas Association of School Business Officials (TASBO). It is administered by the TEA and calculated on information submitted to the Agency via our PEIMS submission in January each year upon completion and approval of the annual external audit. The tool evaluates district data from the previous year to score the indicators.

This worksheet consists of 21 indicators broken into three categories: Critical, Solvency and Financial Competence.

Critical Indicators

Indicators #1 through #5 are the critical indicators. Any “No” response in this category is considered an indicator of fiscal distress and automatically results in failure of FIRST. Accordingly, these indicators are of utmost importance. These five indicators revolve around:

- # 1 - Timely filing of the Annual Financial Report (AFR)
 - # 2 - Auditor opinion with no unmodified opinion
 - # 3 - Compliance with the payment terms of all debt agreements
 - # 4 - Timely payment of all payroll taxes
 - # 5 - Total net assets greater than zero
-
- Santa Fe ISD easily passed all the critical indicators.

Solvency Indicators

Indicators #6 through #14 concern the solvency of Santa Fe ISD, and some rely on technical accounting practices. These nine indicators focus on:

- # 6 - Fund balance
- # 7 - Cash and investments on hand
- # 8 - Current asset to current liability ratio
- # 9 - Revenue compared to expenditures
- #10 - Budgeted to actual revenue variance (not evaluated in 2024-2025)
- #11 - Long-term liability to total asset ratio
- #12 - Debt service coverage ratio
- #13 - Administrative cost ratio
- #14 - Student to staff ratio

Santa Fe ISD scored the maximum points on Indicator #9, #10, #12, #13, #14 and #15.

On Indicator #6, which measures the change in fund balance over 3 years, this indicator is a ceiling that limits the number of points that the District may obtain. This ceiling was passed as the changes in fund balance did not exceed the percentage change set forth by the State of Texas.

On Indicator #7, which measures cash and investments on hand in the general fund enough to cover operating expenditures, we scored 8 out of 10 points. This is an increase from the previous year of 0 of 10. The school district was able to increase the amount of cash available during this time which allowed the district to increase its score.

On Indicator #8, which measures current assets to current liabilities to determine if a school district has enough short-term assets at the end of the fiscal year to pay off short-term liabilities, we scored 8 out of 10 points. The district has been responsible with the debt and leverage used and this has allowed the district to maintain a short current ratio. This ratio stands at 2.8, where anything above a 3.0 is considered a perfect score.

On Indicator #9, which looks at district revenues against expenditures, we scored 10 out 10

points. This was a significant improvement from the previous year score of 0 of 10. The district has reduced costs substantially by monitoring expenses and restructuring efforts. This has been done through reductions in force, increase in class sizes, and reduction in staff through attrition.

On Indicator #11, which looks at long-term liabilities and compares them to total assets, we scored 6 out of 10 points. This indicator saw a decrease from the previous year. This is due to a decrease in students from the benchmark year of 2020. In comparison to that year, the district saw a decrease of ~125 students, if this trend was to continue the district would need to continue to make additional adjustments in staff to reduce costs to maintain an effective district.

On Indicator #12, which looks at debt ratio to support future debt repayments, we scored 10 out of 10 points, this was equal to the previous year.

Financial Competence Indicators

Indicators #15 through #21 identify if there are any serious deficiencies in the financial management of the District. These six indicators focus on:

- #15 - Submission of accurate ADA pupil projections to TEA
- #16 - Quality of Public Education Information Management System (PEIMS) financial data compared to the Annual Financial Report (AFR) result in less than a 3% variance.
- #17 - Instances of material weakness in internal controls noted by the external independent auditor.
- #18 - Instance(s) of material noncompliance noted by the external independent auditor.
- #19 - Required financial information posting.
- #20 - Meeting requirement of public board meeting to discuss property values.
- #21 – Adjusted repayment schedule for over-allocation of Foundation School Program (FSP) because of financial hardship.

Santa Fe ISD met all seven of these indicators. The district submitted accurate pupil projections to TEA, PEIMS data submitted as compared to the AFR and the AFR noted no instance of material noncompliance or weakness in internal controls. All required financial information is posted on the website in accordance with guidelines, and the school board members held a required public meeting to discuss the district's property value.

2024-2025 RATINGS BASED ON SCHOOL YEAR 2023-2024 DATA - DISTRICT STATUS DETAIL

| | |
|---|--|
| Name: SANTA FE ISD(084909) | Publication Level 1: 8/8/2025 12:54:09 PM |
| Status: Passed | Publication Level 2: 8/8/2025 4:49:42 PM |
| Rating: A = Superior Achievement | Last Updated: 8/8/2025 4:49:42 PM |
| District Score: 92 | Passing Score: 70 |

| # | Indicator Description | Updated | Score |
|---|---|-------------------------|------------------------------|
| 1 | <u>Was the complete annual financial report (AFR) and data submitted to the TEA within 30 days of the November 27 or January 28 deadline depending on the school district's fiscal year end date of June 30 or August 31, respectively?</u> | 4/23/2025 6:09:50 PM | Yes |
| 2 | <u>Was there an unmodified opinion in the AFR on the financial statements as a whole? (The American Institute of Certified Public Accountants (AICPA) defines unmodified opinion. The external independent auditor determines if there was an unmodified opinion.)</u> | 4/23/2025 6:09:50 PM | Yes |
| 3 | <u>Was the school district in compliance with the payment terms of all debt agreements at fiscal year end? (If the school district was in default in a prior fiscal year, an exemption applies in following years if the school district is current on its forbearance or payment plan with the lender and the payments are made on schedule for the fiscal year being rated. Also exempted are technical defaults that are not related to monetary defaults. A technical default is a failure to uphold the terms of a debt covenant, contract, or master promissory note even though payments to the lender, trust, or sinking fund are current. A debt agreement is a legal agreement between a debtor (= person, company, etc. that owes money) and their creditors, which includes a plan for paying back the debt.)</u> | 4/23/2025 6:09:50 PM | Yes |
| 4 | <u>Did the school district make timely payments to the Teachers Retirement System (TRS), Texas Workforce Commission (TWC), Internal Revenue Service (IRS), and other government agencies? (If the school district received a warrant hold and the warrant hold was not cleared within 30 days from the date the warrant hold was issued, the school district is considered to not have made timely payments and will fail critical indicator 4. If the school district was issued a warrant hold, the maximum points and highest rating that the school district may receive is 95 points, A = Superior Achievement, even if the issue surrounding the initial warrant hold was resolved and cleared within 30 days.)</u> | 4/23/2025 6:09:50 PM | Yes Ceiling Passed |

| | | | 1 Multiplier Sum |
|----|--|-------------------------|------------------------|
| 5 | <u>Was the total net position in the governmental activities column in the Statement of Net Position (net of accretion of interest for capital appreciation bonds, net pension liability, and other post-employment benefits) greater than zero? (If it is not, the maximum points and highest rating that the school district may receive is 79 points, C = Meets Standard Achievement, unless the school district has an increase of students in membership over 5 years of 7 percent or more or 1,000 or more students in membership. If the school district has an increase of students in membership over 5 years of 7 percent or more or 1,000 or more students in membership, the maximum points and highest rating that the school district may receive is 89 points, B = Above Standard Achievement.)</u> | 4/23/2025 6:09:50 PM | Ceiling Passed |
| 6 | <u>Was the average change in (assigned and unassigned) fund balances over 3 years less than a 25 percent decrease or did the current year's assigned and unassigned fund balances exceed 75 days of operational expenditures? (If the school district fails indicator 6, the maximum points and highest rating that the school district may receive is 89 points, B = Above Standard Achievement.)</u> | 4/23/2025 6:09:50 PM | Ceiling Passed |
| 7 | <u>Was the number of days of cash on hand and current investments in the general fund for the school district sufficient to cover operating expenditures (excluding facilities acquisition and construction)? See ranges below in the Determination of Points section.</u> | 4/23/2025 6:09:50 PM | 8 |
| 8 | <u>Was the measure of current assets to current liabilities ratio for the school district sufficient to cover short-term debt? See ranges below in the Determination of Points section.</u> | 4/23/2025 6:09:50 PM | 8 |
| 9 | <u>Did the school district's general fund revenues equal or exceed expenditures (excluding facilities acquisition and construction)? If not, was the school district's number of days of cash on hand greater than or equal to 60 days? See ranges below in the Determination of Points section.</u> | 4/23/2025 6:09:50 PM | 10 |
| 10 | This indicator is not being evaluated. | | 10 |
| 11 | <u>Was the ratio of long-term liabilities to total assets for the school district sufficient to support long-term solvency? (If the school district's increase of students in membership over 5 years was 7 percent or more or 1,000 or more students in membership, then the school district passes this indicator.)</u> | 4/23/2025 6:09:50 PM | 6 |

| | | | |
|----|---|-------------------------|-------------------|
| 12 | <u>What is the correlation between future debt requirements and the district's assessed property value?</u> | 4/23/2025 6:09:50 PM | 10 |
| 13 | <u>Was the school district's administrative cost ratio equal to or less than the threshold ratio? See ranges below in the Determination of Points section.</u> | 4/23/2025 6:09:50 PM | 10 |
| 14 | <u>Did the school district not have a 15 percent decline in the students to staff ratio over 3 years (total enrollment to total staff)? If the student enrollment did not decrease, the school district will automatically pass this indicator.</u> | 4/23/2025 6:09:50 PM | 10 |
| 15 | <u>Was the school district's ADA within the allotted range of the district's biennial pupil projection(s) submitted to TEA? If the district did not submit pupil projections to TEA, did it certify TEA's projections? See ranges below in the Determination of Points section.</u> | 4/23/2025 6:09:50 PM | 5 |
| 16 | <u>Did the comparison of Public Education Information Management System (PEIMS) data to like information in the school district's AFR result in a total variance of less than 3 percent of all expenditures by function? (If the school district fails indicator 16, the maximum points and highest rating that the school district may receive is 89 points, B = Above Standard Achievement.)</u> | 4/23/2025 6:09:50 PM | Ceiling Passed |
| 17 | <u>Did the external independent auditor report that the AFR was free of any instance(s) of material weaknesses in internal controls over financial reporting and compliance for local, state, or federal funds and free from substantial doubt about the school district's ability to continue as a going concern? (The AICPA defines material weakness.) (If the school district fails indicator 17, the maximum points and highest rating that the school district may receive is 79 points, C = Meets Standard Achievement.)</u> | 4/23/2025 6:09:50 PM | Ceiling Passed |
| 18 | <u>Did the external independent auditor indicate the AFR was free of any instance(s) of material noncompliance for grants, contracts, and laws related to local, state, or federal funds? (The AICPA defines material noncompliance.)</u> | 4/23/2025 6:09:50 PM | 10 |
| 19 | <u>Did the school district post the required financial information on its website in accordance with Government Code, Local Government Code, Texas Education Code, Texas Administrative Code and other statutes, laws and rules that were in effect at the school district's fiscal year end?</u> | 4/23/2025 6:09:50 PM | 5 |
| 20 | <u>Did the school district's administration and school board members discuss any changes and/or impact to local, state, and federal funding at a board meeting within 120 days before the district adopted its budget?</u> | 4/23/2025 6:09:50 PM | Ceiling Passed |

| | | | |
|----|--|-------------------------|------------------------|
| 21 | <u>Did the school district receive an adjusted repayment schedule for more than one fiscal year for an over-allocation of Foundation School Program (FSP) funds because of a financial hardship?</u> | 4/23/2025 6:09:50 PM | Ceiling Passed |
| | | | 92 Weighted Sum |
| | | | 1 Multiplier Sum |
| | | | (100 Ceiling) |
| | | | 92 Score |

DETERMINATION OF RATING

| | | |
|--|---|--------|
| A. | Did the school district fail any of the critical indicators 1, 2, 3, or 4? If so, the school district's rating is F for Substandard Achievement regardless of points earned. | |
| B. | Determine the rating by the applicable number of points. | |
| | A = Superior Achievement | 90-100 |
| | B = Above Standard Achievement | 80-89 |
| | C = Meets Standard Achievement | 70-79 |
| | F = Substandard Achievement | <70 |
| <p>No Rating = A school district receiving territory that annexes with a school district ordered by the commissioner under TEC 13.054, or consolidation under Subchapter H, Chapter 41. No rating will be issued for the school district receiving territory until the third year after the annexation/consolidation.</p> <p>The school district receives an F if it scores below the minimum passing score, if it failed any critical indicator 1, 2, 3, or 4, if the AFR or the data were not both complete, or if either the AFR or the data were not submitted on time for FIRST analysis.</p> | | |

CEILING INDICATORS

Did the school district meet the criteria for any of the following **ceiling indicators** 4, 5, 6, 16, 17, 20, or 21? If so, the school district's applicable maximum points and rating are disclosed

below. Please note, an F = Substandard Achievement Rating supersedes any rating earned as the result of the school district meeting the criteria of a ceiling indicator.

| Determination of rating based on meeting ceiling criteria. | Maximum Points | Maximum Rating |
|--|-----------------------|--------------------------------|
| Indicator 4 (Timely Payments) - School district was issued a warrant hold. | 95 | A = Superior Achievement |
| Indicator 5 (Total Net Position) - Negative total net position and do not have 7% or more or 1,000 or more increase in growth in students in membership over 5 years. | 79 | C = Meets Standard Achievement |
| Indicator 6 (Average Change in Fund Balance) - Response to indicator is <i>No</i> . | 89 | B = Above Standard Achievement |
| Indicator 16 (PEIMS to AFR) - Response to indicator is <i>No</i> . | 89 | B = Above Standard Achievement |
| Indicator 17 (Material Weaknesses) - Response to indicator is <i>No</i> . | 79 | C = Meets Standard Achievement |
| Indicator 20 (Property Values and Tax Discussion) - Response to indicator is <i>No</i> . | 89 | B = Above Standard Achievement |
| Indicator 21 (FSP Repayment Plan) - Response to indicator is <i>Yes</i> . | 70 | C = Meets Standard Achievement |

Other Data Concerning the District's Operations

The purpose of this section of the report is to discuss other aspects of our business operations not covered by the worksheet but suggested by law as indicators of significance meriting discussion. We should view the worksheet as a good basic tool with which to assess our primary business practices. However, we should not stop there. We should always be working towards improvement in all aspects of our operation to maximize funds available to campuses for educational purposes and to our ancillary departments that support our campuses.

Below is a review of several business practices not covered by the Financial Accountability Worksheet directly but that we feel are worthy of notation.

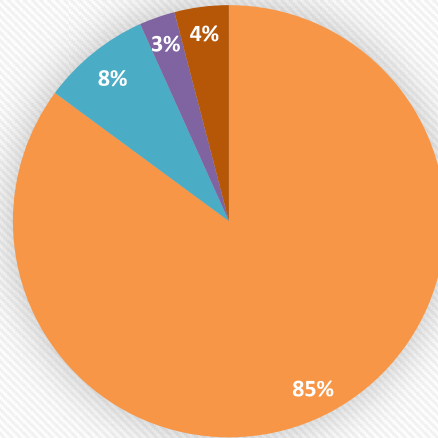
Financial Strength

The State of Texas advises that we address financial strength in this report. This topic is complex, as there are various measures of financial strength, each with its own merits, making it challenging to identify the most effective indicator. For Santa Fe Independent School District (ISD), we consider the fund balance to be the most significant indicator of our financial strength. Although we have experienced a reduction in our fund balance in recent years, this has allowed the district to maintain effective operations. Factors beyond our control, such as rising insurance costs, utilities, and general inflation, have contributed to these challenges. Day-to-day operations have faced double-digit inflationary pressures, prompting the district to utilize the fund balance as a resource. In the 2024-2025 school year reduction in costs and the use of a maintenance tax note to cover maintenance projects, which freed assigned budget and allowed for the fund balance to be increased slightly.

Operating Cost Management

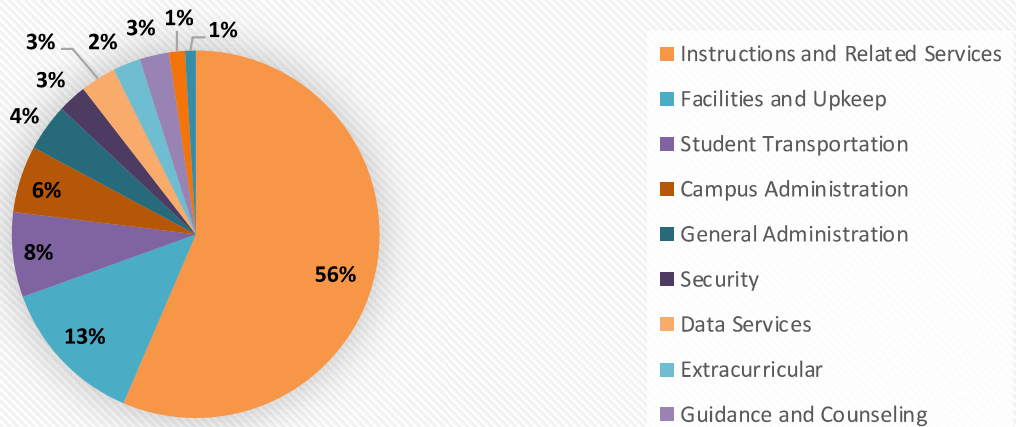
As illustrated below, only a small portion of our total General Fund expenditures is flexible or variable in nature. Appraisal district fees, payroll costs, property insurance, and utility payments account for approximately 95.9% of the District's operating budget each year. Once you remove these four large expenditures from the operating budget, you are left with only a small portion of the budget that covers all other expenditures of the District. The charts below illustrate the breakdown of the operating budget.

Operating Budget by Purpose



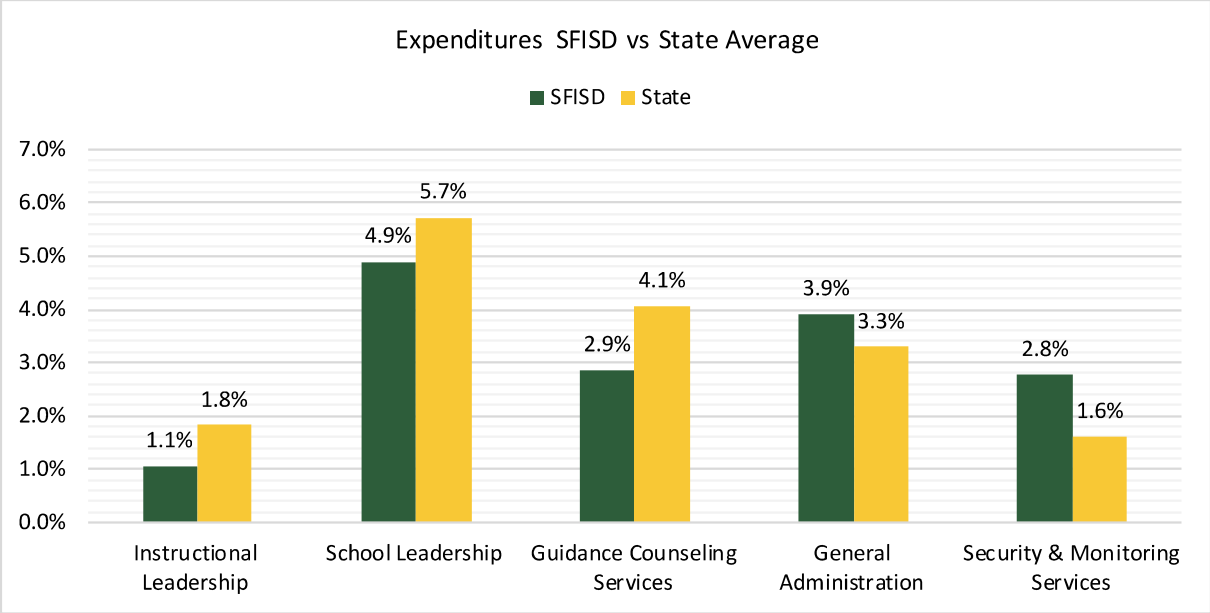
■ Salary and Benefits
 ■ Utilities
 ■ Insurance
 ■ Other

Operating Budget by Purpose



■ Instructions and Related Services
■ Facilities and Upkeep
■ Student Transportation
■ Campus Administration
■ General Administration
■ Security
■ Data Services
■ Extracurricular
■ Guidance and Counseling

Another measure the state of Texas uses to indicate operating efficiency is to compare district to state information by function. Santa Fe ISD's commitment to instruction is demonstrated by spending 56.4% on direct classroom instruction. The commitment to guidance counseling services and security is evident in the chart below as well as the district's ongoing diligence to keep administrative costs low.



Personnel Management

The District's longstanding personnel goal is to attract and retain qualified staff, and to offer a competitive salary and benefit package to all employees. Each year, we have offered a competitive total compensation package to all our staff. Second, only to our students' welfare and education, attracting and retaining a quality staff has been a priority for Santa Fe ISD. The district has developed a culture that stands on its own and generates pride in our teachers and staff. This helps create a learning environment rivaled by only a few.

Debt Management

The district has 19 years or less for repayment of bonds for construction of facilities, even though the life of the building to be built is much longer. In no instance does the district finance bonds for a longer period than the life expectancy of the capital improvement.

As our district continues to face the many challenges associated with rapid growth and aging facilities. With continued growth we have been able to maintain the I&S rate stable without any spikes in the past 11 years. The District has also been able to maximize its bond repayment efforts and defeased debt. The District continually monitors outstanding debt and takes opportunities to reduce interest costs when available.

Cash Management

Santa Fe ISD has state and local board policies that require us to invest funds with objectives to maximize returns and honor taxpayers. State and local policy specify what types of securities can be purchased. Santa Fe ISD does not purchase investments that fall outside these policy restrictions. We strive to maintain diversity in our portfolio, balancing cash in money market pools and directly owned securities such as Treasury Bills and other government agency issues. Each quarter we benchmark our portfolio's yield to the three- and six-month Treasury Bill rates, the Federal Funds rate and the Jumbo CD rate. We use these as a comparison only to determine if our portfolio is yielding a comparable market rate of return each quarter. A Cash & Investment Report is included quarterly in the Board of Trustees meeting agenda for review and approval.

Tax Collections

Although the current worksheet no longer addresses tax collections, we felt that mention was warranted since 37.4% of the District's operating revenue came from local property taxes during 2024-2025. The District has its own Tax Office and current year collection rates historically exceed 96.08%. Collection rates for the last four years are as follows:

| For Fiscal Year Ended | Current Year Tax Collections |
|----------------------------------|---|
| 6/30/2021 | 96.5% |
| 6/30/2022 | 97.8% |
| 6/30/2023 | 99.5% |
| 6/30/2024 | 96.1% |

Budgetary Planning & Financial Allocations

The District’s budget process usually begins in late fall each year. In early spring budget allocations are developed for each campus and department and budget manual is updated for the new year and distributed to all budget managers and bookkeepers.

Most school districts have some rational basis for allocating funds to campuses and operating departments. In Santa Fe ISD, the budgeting process is based on previous year expenditures, with justification of any increases needed in the budget.

By March, we begin attempting to calculate state and local tax revenues and the budget starts to take on some form. For teacher recruiting purposes, the optimal time for making a public salary decision is March. By the end of May we are able to give the Board and the public a preliminary view of how the next year’s budget looks. April and May are busy months budget-wise, with Board workshops and meetings with the District’s Finance Committee. Decisions are made on special project requests; revenue data is fine-tuned, and a final budget is submitted to the Board of Trustees for approval in June. In odd-numbered years, the legislature is in session, and that complicates and delays our budgeting process.

Our budget process is a proactive and highly participatory one, where campuses and departments are given a great deal of discretion as to how to budget their funds. After the budget is adopted, each campus or department is given equal latitude regarding amending their budget when their plans or needs change. This decentralized style of budget management is required by the State of Texas to a certain degree. We call it site-based decision making and it’s our version of campus empowerment. Most importantly, it is a system that works best in the long run for all of us by allocating resources where they are needed, even when those needs change.

Awards

Government Finance Officers Association (GFOA)

Distinguished Budget Presentation Award

Association of School Business Officials International (ASBO)

Meritorious Budget Award

Texas Association of School Business Officials (TASBO)

Purchasing Award of Merit

Reporting Requirements for Superintendent and Board of Trustees

Superintendent Outside Compensation

Kevin M. Bott, Ed.D. did not receive any outside compensation or fees for professional consulting or other personal services for the twelve-month period ended June 30, 2025.

Executive Officers and Board of Trustees Gifts

Executive Officers and Board Members did not receive gifts that had an economic value of \$250 or more in aggregate for the twelve-month period ended June 30, 2025.

Superintendent and Board of Trustees Travel Expenditures

For the twelve-month period ended June 30, 2025

| | Superintendent Dr. Kevin Bott | President J.R. "Rusty" Norman | Vice-President Eric E. Davenport | Secretary James Grassmuck |
|----------------|--|--|---|--------------------------------------|
| Meals | - | - | 18.54 | - |
| Lodging | 4,656.28 | 1,319.60 | 1,319.60 | 1,319.60 |
| Transportation | 206.05 | - | - | - |
| Motor Fuel | - | - | - | - |
| Other | 2,523.00 | 450.00 | 450.00 | 450.00 |
| TOTAL | \$7,385.33 | \$1,769.60 | \$1,788.14 | \$1,769.60 |

| | Trustee Clay Hertenberger | Trustee Patrick Kelly | Trustee John Couch III | Trustee Angie Lambert |
|----------------|--------------------------------------|----------------------------------|-----------------------------------|----------------------------------|
| Meals | - | 18.54 | 18.54 | - |
| Lodging | 485.00 | 1,319.60 | 216.41 | 410.74 |
| Transportation | - | - | - | - |
| Motor Fuel | - | - | - | - |
| Other | - | 450.00 | 450.00 | 450.00 |
| TOTAL | \$485.00 | \$1,788.14 | \$684.95 | \$860.74 |



SANTA FE ISD ATHLETICS NEWSLETTER



December 2025

SOCCER

Soccer tryouts are complete, and the teams are now preparing for their season! Join us on Dec. 20th at noon for our alumni game!

Thank you to all our athletes, coaches, parents, and fans for your support! Let's continue to cheer on our Indians as we head into the winter sports season. Go Indians!

BASKETBALL

Men's and Women's Basketball are off to a start! Both teams have been competing in tournaments as they prepare for an exciting season ahead. Stay tuned for updates as they take the court and represent the Indians with pride!

BANQUETS

| | |
|---|--|
| <p>Volleyball: Mon. 12/8 6pm @ Willowynn Barn</p> <p><i>2025</i></p> <p><i>Santa Fe High School</i></p> <p><i>Volleyball Banquet</i></p> <p>MONDAY, DECEMBER 8TH 2025 6:00 PM</p> <p>WILLOWYNN BARN 16605 COWAN RD SANTA FE, TEXAS 77517</p> | <p>Football: Wed. 1/14 6pm @ Doyle Convention Center</p>  |
|---|--|

POWERLIFTING

Our powerlifting boys and girls are putting in the work and building strength as they prepare for the upcoming season!

MARK YOUR CALENDARS

January: 9-10;12 Softball Tryouts
January 15th Softball Parent Orientation
January 15th Baseball Parent/Player Orientation
January 16th Baseball Tryouts
January 20th - Tennis Parent Meeting



INDIANS BELIEVE



SANTA FE INDEPENDENT SCHOOL DISTRICT
STUDENT AND FACILITY ACTIVITY FUND REPORT
FOR PERIOD ENDING November 2025

Board Goal #5: Maximize our use of financial resources to ensure the greatest effectiveness and benefit for all SFISD students.

Business Services Strategy: Increase monthly review of the general ledger.

| Fund | Sub-Object | Local | November 2025 Beginning Balance | November 2025 Deposits | November 2025 Expenses | Ending Balance |
|-------------------------------|---|----------------------|------------------------------------|---------------------------|---------------------------|------------------------|
| CAMPUS ACTIVITY FUNDS | EDUCATION FOUNDATION GRANTS & WISHLISTS | EDUCATION FOUNDATION | 84,964.62 | 11,169.09 | (16,192.49) | 79,941.22 |
| CAMPUS ACTIVITY FUNDS | STEM BUS | STEM | 60,770.48 | - | (108.33) | 60,662.15 |
| CAMPUS ACTIVITY FUNDS | TECHNOLOGY | TECHNOLOGY | 10,290.27 | 903.00 | - | 11,193.27 |
| CAMPUS ACTIVITY FUNDS | STRIVE STORE | STRIVE | 1,096.76 | - | - | 1,096.76 |
| CAMPUS ACTIVITY FUNDS | HIGH SCHOOL | HIGH SCHOOL | 125,583.10 | 23,062.81 | (6,955.45) | 141,690.46 |
| CAMPUS ACTIVITY FUNDS | JUNIOR HIGH | JUNIOR HIGH | 82,106.45 | 15,807.00 | (426.00) | 97,487.45 |
| CAMPUS ACTIVITY FUNDS | KUBACAK | KUBACAK | 43,621.34 | 4,193.00 | (1,836.22) | 45,978.12 |
| CAMPUS ACTIVITY FUNDS | ROY J WOLLAM PRIMARY | ROY J WOLLAM PRIMARY | 28,241.28 | 3,551.25 | (550.17) | 31,242.36 |
| CAMPUS ACTIVITY FUNDS | BARNETT | BARNETT | 38,683.68 | 5,357.00 | (892.91) | 43,147.77 |
| CAMPUS ACTIVITY FUNDS | ATHLETICS | ATHLETICS | 99,168.37 | 190.00 | (7,583.45) | 91,774.92 |
| CAMPUS ACTIVITY FUNDS | MAINTENANCE | MAINTENANCE | 2,646.53 | - | - | 2,646.53 |
| CAMPUS ACTIVITY FUNDS | CTE | CTE | 131,635.16 | 4,446.75 | (3,091.61) | 132,990.30 |
| CAMPUS ACTIVITY FUNDS | TRANSPORTATION | TRANSPORTATION | 4,511.69 | - | - | 4,511.69 |
| CAMPUS ACTIVITY FUNDS | FINANCE DEPT | FINANCE DEPT | 14,301.92 | - | (135.80) | 14,166.12 |
| CAMPUS ACTIVITY FUNDS | SPECIAL | SPECIAL | 1,002.99 | - | - | 1,002.99 |
| CAMPUS ACTIVITY FUNDS | C&I | C&I | 27,962.36 | - | - | 27,962.36 |
| CAMPUS ACTIVITY FUNDS | ALT LEARNING CENTER | ALC | 17,760.47 | 1,500.00 | (499.58) | 18,760.89 |
| CAMPUS ACTIVITY FUNDS | HR/PR | HR/PR | 40.91 | 300.00 | - | 340.91 |
| CAMPUS ACTIVITY FUNDS | IMA-TEXTBOOKS | IMA-TEXTBOOKS | 868.80 | - | - | 868.80 |
| CAMPUS ACTIVITY FUNDS | SCIENCE | SCIENCE | 16,030.56 | - | - | 16,030.56 |
| CAMPUS ACTIVITY FUNDS | POLICE | POLICE | 57,700.49 | 832.00 | (1,218.88) | 57,313.61 |
| CAMPUS ACTIVITY FUNDS | FINE ARTS | FINE ARTS | 35,135.20 | - | (1,903.87) | 33,231.33 |
| CAMPUS ACTIVITY FUNDS | | CAMPUS ACTIVITY | \$ 884,123.43 | \$ 71,311.90 | \$ (41,394.76) | \$ 914,040.57 |
| STUDENT ACTIVITY FUNDS | HIGH SCHOOL | HIGH SCHOOL | 84,128.85 | 3,128.00 | (1,813.00) | 85,443.85 |
| STUDENT ACTIVITY FUNDS | JUNIOR HIGH | JUNIOR HIGH | 5,605.48 | - | (124.95) | 5,480.53 |
| STUDENT ACTIVITY FUNDS | CTE | CTE | 4,421.34 | 1,397.00 | (702.00) | 5,116.34 |
| STUDENT ACTIVITY FUNDS | FINANCE DEPT | FINANCE DEPT | 95.26 | - | - | 95.26 |
| STUDENT ACTIVITY FUNDS | | STUDENT ACTIVITY | \$ 94,250.93 | \$ 4,525.00 | \$ (2,639.95) | \$ 96,135.98 |
| FACULTY FUNDS | HIGH SCHOOL | HIGH SCHOOL | 1,022.18 | - | - | 1,022.18 |
| FACULTY FUNDS | JUNIOR HIGH | JUNIOR HIGH | 47.06 | - | - | 47.06 |
| FACULTY FUNDS | KUBACAK | KUBACAK | 3,987.82 | - | - | 3,987.82 |
| FACULTY FUNDS | RJW | RJW | 3,642.95 | - | - | 3,642.95 |
| FACULTY FUNDS | BARNETT | BARNETT | 633.81 | - | - | 633.81 |
| FACULTY FUNDS | MAINTENANCE | MAINTENANCE | 50.54 | - | - | 50.54 |
| FACULTY FUNDS | FINANCE DEPT | FINANCE DEPT | 1,041.17 | - | - | 1,041.17 |
| FACULTY FUNDS | | FACULTY FUNDS | \$ 10,425.53 | \$ - | \$ - | \$ 10,425.53 |
| GRAND LIABILITY TOTALS | | | \$ 988,799.89 | \$ 75,836.90 | \$ (44,034.71) | \$ 1,020,602.08 |

Santa Fe Independent School District

Nutrition Services Statement of Revenues and Expenditures
As of November 30, 2025

| Revenues | Budget | Encumbered | July | August | September | October | November | December | January | February | March | April | May | June | YTD Receipts | Balance | % |
|---------------------------------------|------------------|----------------|------------------|-----------------|----------------|----------------|----------------|----------|----------|----------|----------|----------|----------|----------|------------------|------------------|---------------|
| Interest | 17,014 | - | 894 | 206 | 421 | 640 | 419 | - | - | - | - | - | - | - | 2,579 | 14,435 | 15.16% |
| Cash Sales | 991,008 | - | 1,217 | 87,055 | 140,621 | 165,706 | 146,133 | - | - | - | - | - | - | - | 540,732 | 450,276 | 54.56% |
| State Funding - TRS on Behalf | 8,865 | - | - | - | - | - | - | - | - | - | - | - | - | - | - | 8,865 | 0.00% |
| National Breakfast & Lunch Programs | 1,721,300 | - | 331 | 433 | 128,242 | 201,860 | 206,809 | - | - | - | - | - | - | - | 537,673 | 1,183,627 | 31.24% |
| Total Revenues | 2,738,187 | - | 2,442 | 87,694 | 269,283 | 368,206 | 353,360 | - | - | - | - | - | - | - | 1,080,984 | 1,657,203 | 39.48% |
| | | | | | | | | | | | | | | | | | |
| Expenditures | Budget | Encumbered | July | August | September | October | November | December | January | February | March | April | May | June | YTD Receipts | Balance | % |
| FN 35 Nutrition Services | 2,705,972 | 549,714 | 61,466 | 125,801 | 244,740 | 288,435 | 275,095 | - | - | - | - | - | - | - | 995,537 | 1,710,435 | 36.79% |
| FN 51 Facilities Maint. & Operations | 66,875 | - | 53,539 | 5,345 | - | - | - | - | - | - | - | - | - | - | 58,884 | 7,991 | 88.05% |
| Total Expenditures | 2,772,847 | 549,714 | 115,006 | 131,146 | 244,740 | 288,435 | 275,095 | - | - | - | - | - | - | - | 1,054,422 | 1,718,425 | 57.85% |
| | | | | | | | | | | | | | | | | | |
| Net Income/(Loss) | - | - | (112,564) | (43,453) | 24,543 | 79,770 | 78,265 | - | - | - | - | - | - | - | 26,563 | | |
| | | | | | | | | | | | | | | | | | |
| | Revised Budget | Encumbered | July | August | September | October | November | December | January | February | March | April | May | June | YTD Receipts | | |
| Operating Transfers In | 40,000.00 | - | 40,000 | 2,694 | - | - | - | - | - | - | - | - | - | - | 42,694 | | |
| Operating Transfers Out | - | - | - | - | - | - | - | - | - | - | - | - | - | - | - | | |
| Net Operating Transfers In/Out | | | 40,000 | 2,694 | - | - | - | - | - | - | - | - | - | - | 42,694 | | |

Footnote: This statement may vary due to timing differences

Board Goal #5: Maximize our use of financial resources to ensure the greatest effectiveness and benefit for all SFISD students.

Business Services Strategy: Review monthly budget to expenditure reports. Report accurate financial information to stakeholders.

Santa Fe Independent School District

Debt Service Statement of Revenues and Expenditures
As of November 30, 2025

| Revenues | Revised Budget | Encumbered | July | August | September | October | November | December | January | February | March | April | May | June | YTD Receipts | Balance | % |
|---------------------------|-------------------|------------|---------------|--------------------|---------------|---------------|----------------|----------|----------|----------|----------|----------|----------|----------|------------------|------------------|--------------|
| Property Taxes | 7,349,280 | - | 41,795 | 55,177 | 32,531 | 21,211 | 235,462 | - | - | - | - | - | - | - | 386,175 | 6,963,104.56 | 5.25% |
| State Revenue | - | - | - | - | - | - | - | - | - | - | - | - | - | - | - | - | #DIV/0! |
| Other Revenue | 147 | - | - | - | - | - | - | - | - | - | - | - | - | - | - | 147.00 | 0.00% |
| Interest | 348,652 | - | 30,223 | 27,741 | 24,986 | 25,478 | 23,923 | - | - | - | - | - | - | - | 132,351 | 216,301 | 37.96% |
| Total Revenues | 7,698,079 | - | 72,018 | 82,918 | 57,517 | 46,689 | 259,384 | - | - | - | - | - | - | - | 518,526 | 7,179,553 | 6.74% |
| <hr/> | | | | | | | | | | | | | | | | | |
| Expenditures | Revised Budget | Encumbered | July | August | September | October | November | December | January | February | March | April | May | June | YTD Receipts | Balance | % |
| FN 71 Debt Services | 8,270,000 | - | - | - | - | - | - | - | - | - | - | - | - | - | - | 8,270,000 | 0.00% |
| FN 72 Int Lt Debt | 2,685,825 | - | - | 1,182,963 | - | - | - | - | - | - | - | - | - | - | 1,182,963 | 1,502,863 | 44.04% |
| FN 73 Bond Issuance Costs | 15,000 | - | - | - | - | - | - | - | - | - | - | - | - | - | - | 15,000 | 0.00% |
| Total Expenditures | 10,970,825 | - | - | 1,182,963 | - | - | - | - | - | - | - | - | - | - | 1,182,963 | 9,787,863 | 0 |
| <hr/> | | | | | | | | | | | | | | | | | |
| Net Income/(Loss) | - | - | 72,018 | (1,100,045) | 57,517 | 46,689 | 259,384 | - | - | - | - | - | - | - | (664,436) | | |

Footnote: This statement may vary due to timing differences

Board Goal #1: Utilizes funds in a fiscally responsible manner to optimize student educational experiences.
Business Services Strategy: Review monthly budget to expenditure reports. Report accurate financial information to stakeholders.

Santa Fe Independent School District

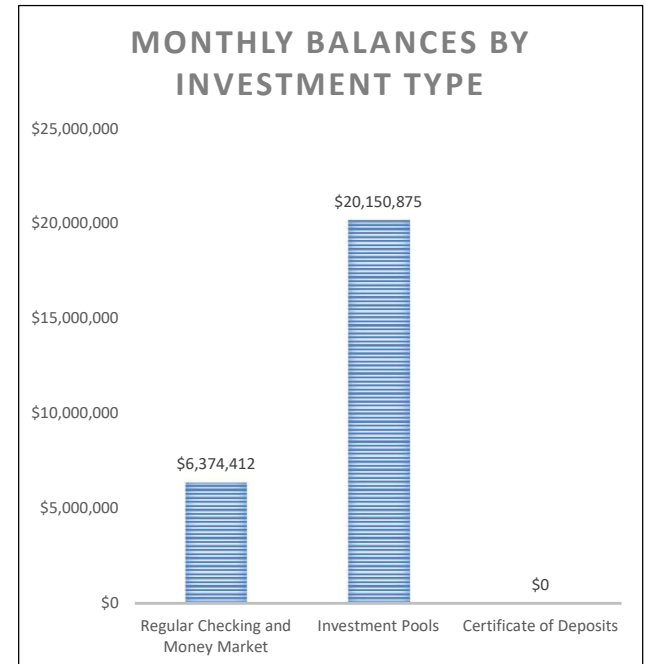
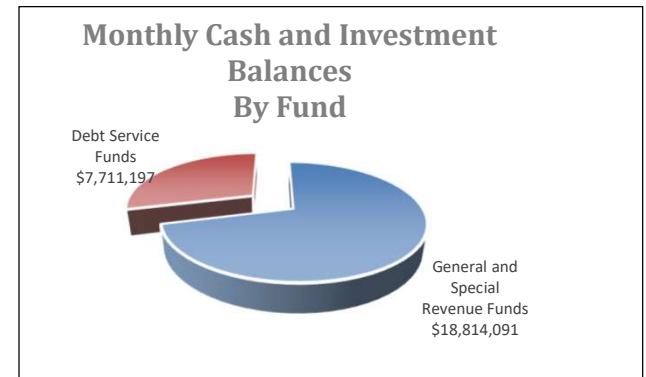
General Fund Statement of Revenues and Expenditures
As of November 30, 2025

| Revenues | Revised Budget | Encumbered | July | August | September | October | November | December | January | February | March | April | May | June | YTD Receipts | Balance | % |
|---------------------------------------|-------------------|------------------|--------------------|--------------------|------------------|------------------|------------------|----------|----------|----------|----------|----------|----------|----------|-------------------|-------------------|---------------|
| Property Taxes | 16,646,473 | - | 90,593 | 121,698 | 71,254 | 47,810 | 510,169 | - | - | - | - | - | - | - | 841,523 | 15,804,950 | 5.06% |
| Tuition and Fees | 300,000 | - | 5,015 | 20,919 | 31,378 | 31,499 | 30,394 | - | - | - | - | - | - | - | 119,205 | 180,795 | 39.74% |
| Other Revenue | 667,500 | - | 41,951 | 59,779 | 44,210 | 71,219 | 54,000 | - | - | - | - | - | - | - | 271,160 | 396,340 | 40.62% |
| Insurance Recovery | - | - | - | - | - | - | 102,772 | - | - | - | - | - | - | - | 102,772 | (102,772) | 0.00% |
| Athletic Activities Revenue | 110,000 | - | 817 | 9,226 | 48,564 | 43,965 | 10,796 | - | - | - | - | - | - | - | 113,368 | (3,368) | 103.06% |
| Available School Fund | 1,573,494 | - | - | - | 165,096 | 165,096 | 165,213 | - | - | - | - | - | - | - | 495,405 | 1,078,089 | 31.48% |
| Foundation State Aid | 30,835,918 | - | - | - | 6,851,283 | 5,738,911 | 3,018,562 | - | - | - | - | - | - | - | 15,608,756 | 15,227,162 | 50.62% |
| Other State Programs | 2,847,474 | - | 205,635 | 206,457 | 213,299 | 213,564 | 298 | - | - | - | - | - | - | - | 839,253 | 2,008,221 | 29.47% |
| SHARS | 200,000 | - | - | 1,008 | - | 4,385 | 1,432 | 6,654 | - | - | - | - | - | - | 13,479 | 186,521 | 6.74% |
| Total Revenues | 53,180,859 | - | 344,012 | 419,088 | 7,429,469 | 6,313,495 | 3,898,858 | - | - | - | - | - | - | - | 18,404,921 | 34,775,938 | 34.61% |
| Expenditures | Revised Budget | Encumbered | July | August | September | October | November | December | January | February | March | April | May | June | YTD Receipts | Balance | % |
| FN 11 Instruction | 27,289,747 | 66,054.13 | 380,479.23 | 395,372.85 | 2,140,089.06 | 2,270,957.98 | 2,259,893.03 | - | - | - | - | - | - | - | 7,446,792 | 19,842,955 | 27.29% |
| FN 12 Inst. Resources & Media Svcs | 412,844 | - | 17,690.87 | 4,152.20 | 13,222.19 | 13,367.68 | 13,656.39 | - | - | - | - | - | - | - | 62,089 | 350,755 | 15.04% |
| FN 13 Curriculum Dev.& Inst.Stf Dev | 1,186,970 | - | 90,613.63 | 64,656.43 | 73,386.91 | 80,658.95 | 73,912.14 | - | - | - | - | - | - | - | 383,228 | 803,742 | 32.29% |
| FN 21 Instructional Leadership | 459,158 | 19,279.76 | 66,678.51 | 29,708.33 | 33,268.71 | 35,093.86 | 32,703.95 | - | - | - | - | - | - | - | 197,453 | 261,705 | 43.00% |
| FN 23 School Leadership | 2,815,906 | 10,531.14 | 113,752.50 | 115,604.30 | 209,414.70 | 217,871.76 | 226,433.77 | - | - | - | - | - | - | - | 883,077 | 1,932,829 | 31.36% |
| FN 31 Guidance & Counseling | 1,199,124 | 2,194.28 | 16,142.69 | 24,371.02 | 106,426.33 | 106,801.44 | 107,525.72 | - | - | - | - | - | - | - | 361,267 | 837,857 | 30.13% |
| FN 32 Social Work Services | 116,076 | - | 2,073.68 | 2,073.52 | 10,725.89 | 10,725.89 | 11,742.20 | - | - | - | - | - | - | - | 37,341 | 78,735 | 32.17% |
| FN 33 Health Services | 394,015 | - | 10,889.92 | 10,889.56 | 34,109.24 | 35,447.49 | 33,695.21 | - | - | - | - | - | - | - | 125,031 | 268,984 | 31.73% |
| FN 34 Student Transportation | 3,231,016 | 60,644.07 | 400,692.67 | 166,859.49 | 292,984.47 | 292,093.99 | 273,113.98 | - | - | - | - | - | - | - | 1,425,745 | 1,805,271 | 44.13% |
| FN 35 Nutrition Services | 105,687 | 46,819.10 | 1,490.27 | 10,894.81 | 14,097.92 | 17,735.81 | 11,245.40 | - | - | - | - | - | - | - | 55,464 | 50,223 | 52.48% |
| FN 36 Extracurricular Activities | 1,122,644 | 23,156.02 | 108,187.44 | 101,671.03 | 121,009.21 | 87,473.64 | 65,533.31 | - | - | - | - | - | - | - | 483,875 | 638,769 | 43.10% |
| FN 41 General Administration | 1,917,332 | 8,319.23 | 149,348.42 | 146,263.51 | 181,228.16 | 201,260.69 | 149,831.04 | - | - | - | - | - | - | - | 827,932 | 1,089,400 | 43.18% |
| FN 51 Facilities Maint. & Operations | 8,156,707 | 1,353,555.60 | 728,615.48 | 322,490.29 | 399,555.14 | 532,143.03 | 260,928.24 | - | - | - | - | - | - | - | 2,243,732 | 5,912,975 | 27.51% |
| FN 52 Security & Monitoring Services | 1,140,016 | 6,898.62 | 41,919.12 | 108,735.21 | 160,159.75 | 180,501.27 | 147,116.08 | - | - | - | - | - | - | - | 638,431 | 501,585 | 56.00% |
| FN 53 Data Processing Services | 1,339,550 | 2,358.00 | 192,136.67 | 220,584.65 | 79,400.95 | 113,895.69 | 72,849.59 | - | - | - | - | - | - | - | 678,868 | 660,682 | 50.68% |
| FN 61 Community Services | 176,644 | - | 9,021.09 | 9,127.10 | 21,583.68 | 18,224.74 | 19,522.94 | - | - | - | - | - | - | - | 77,480 | 99,164 | 43.86% |
| FN 71 Debt Services | 1,370,000 | - | - | - | - | - | - | - | - | - | - | - | - | - | - | 1,370,000 | 0.00% |
| FN 72 Debt Interest | 545,000 | - | - | 211,906.81 | 10,276.71 | 9,945.21 | 10,276.71 | - | - | - | - | - | - | - | 242,405 | 302,595 | 0.00% |
| FN 81 Facilities Acq. & Construction | 85,049 | - | - | - | - | - | - | - | - | - | - | - | - | - | - | 85,049 | 0.00% |
| FN 93 Payments To Fiscal Agents\Mbrs | 80,770 | - | - | - | 4,000.00 | - | (3,334.00) | - | - | - | - | - | - | - | 666 | 80,104 | 0.82% |
| Total Expenditures | 53,144,255 | 1,599,810 | 2,329,732 | 1,945,361 | 3,904,939 | 4,224,199 | 3,766,646 | - | - | - | - | - | - | - | 16,170,877 | 36,973,378 | 30.43% |
| Net Income/(Loss) | - | - | (1,985,721) | (1,526,273) | 3,524,530 | 2,089,296 | 132,212 | - | - | - | - | - | - | - | 2,234,044 | - | - |
| Operating Transfers In | - | - | - | - | - | - | - | - | - | - | - | - | - | - | - | - | - |
| Operating Transfers Out | - | - | - | - | - | - | - | - | - | - | - | - | - | - | - | - | - |
| Net Operating Transfers In/Out | - | - | - | - | - | - | - | - | - | - | - | - | - | - | - | - | - |

Board Goal #1: Utilizes funds in a fiscally responsible manner to optimize student educational experiences.
Business Services Strategy: Review monthly budget to expenditure reports. Report accurate financial information to stakeholders.

Santa Fe Independent School District
 Monthly Cash and Investment Balances
 For Month Ending November 30, 2025

| | |
|---------------------------------------|----------------------|
| Texas First Bank: | |
| General Operating | \$ 549,318 |
| General Operating MM | \$ 1,775,577 |
| Activity General Operating | \$ 1,015,057 |
| Payroll | \$ 632,296 |
| Capital Projects | \$ 92,138 |
| Debt Service | \$ 415,597 |
| Debt Service MM | \$ 973,226 |
| Nutrition Services | \$ 12,513 |
| Tax Refund | \$ 106,135 |
| Tax Collection | \$ 797,547 |
| Texas First Bank Total Balance | \$ 6,369,407 |
| | |
| First Public: | |
| Child Nutrition | \$ 277 |
| General Fund | \$ 11,191,414 |
| Debt Service | \$ 6,322,373 |
| Capital Projects | \$ 2,444,279 |
| First Public Total Balance | \$ 19,958,342 |
| | |
| Texas Term: | |
| General Fund | \$ 130,018 |
| Texas Term Total Balance | \$ 130,018 |
| | |
| Texas Class: | |
| General Operating | \$ 192,533 |
| Nutrition Services | \$ 162,378 |
| Texas Class Total Balance | \$ 354,911 |
| | |
| GCEFCU: | |
| General Operating | \$ 5,006 |
| GCEFCU Total Balance: | \$ 5,006 |
| GRAND TOTAL | \$ 26,817,684 |



Board Goal #5: Maximize our use of financial resources to ensure the greatest effectiveness and benefit for all SFISD students
 Business Services Strategy: Provide guidance on details needed to help stakeholders make informed decisions.

Santa Fe Independent School District
 Tax Assessor-Collector Report
 For Period Ending November 2025
 (Original Signed Notarized Report Available in the Tax Office.)

| Tax Year | Beginning Balance 7/01/2025 | Year To Date Adjustments | Collections Prior Months | Collections this Month | Year To Date Collections | Balance Due |
|---------------|--------------------------------|-----------------------------|-----------------------------|---------------------------|-----------------------------|----------------------|
| 2001 & prior | 50,783.06 | - | - | - | - | 50,783.06 |
| 2002 | 11,977.56 | - | - | - | - | 11,977.56 |
| 2003 | 6,756.09 | - | - | - | - | 6,756.09 |
| 2004 | 4,941.62 | - | - | - | - | 4,941.62 |
| 2005 | 14,784.42 | - | 512.27 | - | 512.27 | 14,272.15 |
| 2006 | 22,282.34 | - | - | - | - | 22,282.34 |
| 2007 | 20,235.70 | - | - | - | - | 20,235.70 |
| 2008 | 22,518.01 | - | - | - | - | 22,518.01 |
| 2009 | 21,998.21 | - | - | - | - | 21,998.21 |
| 2010 | 24,068.24 | - | - | - | - | 24,068.24 |
| 2011 | 25,563.38 | - | - | - | - | 25,563.38 |
| 2012 | 29,458.88 | - | - | - | - | 29,458.88 |
| 2013 | 32,133.61 | - | 873.89 | - | 873.89 | 31,259.72 |
| 2014 | 33,828.55 | - | 313.05 | 498.48 | 811.53 | 33,017.02 |
| 2015 | 37,193.06 | - | 1,034.88 | - | 1,034.88 | 36,158.18 |
| 2016 | 45,276.72 | - | 2,242.37 | - | 2,242.37 | 43,034.35 |
| 2017 | 52,855.91 | - | 1,459.85 | 656.74 | 2,116.59 | 50,739.32 |
| 2018 | 62,359.84 | - | 1,466.86 | 2,487.40 | 3,954.26 | 58,405.58 |
| 2019 | 80,140.65 | - | 500.72 | 3,830.49 | 4,331.21 | 75,809.44 |
| 2020 | 98,266.47 | (336.80) | 5,267.75 | 3,228.99 | 8,496.74 | 89,432.93 |
| 2021 | 148,816.60 | (645.71) | 6,261.79 | 3,900.20 | 10,161.99 | 138,008.90 |
| 2022 | 183,650.33 | 5,803.35 | 12,229.79 | 8,004.57 | 20,234.36 | 169,219.32 |
| 2023 | 254,915.63 | (21,635.02) | (14,217.43) | 11,101.70 | (3,115.73) | 236,396.34 |
| 2024 | 978,443.99 | (72,810.65) | 357,649.50 | 45,497.08 | 403,146.58 | 502,486.76 |
| 2025 | 21,470,269.35 | 1,929,723.85 | - | 653,715.57 | 653,715.57 | 22,746,277.63 |
| TOTALS | 23,733,518.22 | 1,840,099.02 | 375,595.29 | 732,921.22 | 1,108,516.51 | 24,465,100.73 |
| DELQ. | 2,263,248.87 | (89,624.83) | 375,595.29 | 79,205.65 | 454,800.94 | 1,718,823.10 |


| | | | |
|--|---------------|---|------------|
| % Adj. Current Collections | 2.79% | Year To Date Attorney Fees Collected | 117,151.90 |
| % Adj. Total Collections Comparing to Current Levy | 4.74% | Year To Date Penalty & Interest Collected | 124,836.95 |
| % YTD Total Budget Collected | 4.62% | Year To Date M&O Collected | 755,304.31 |
| Current Adjusted Levy | 23,399,993.20 | Year To Date I&S Collected | 348,039.77 |
| | | Year to Date Rollback Collected | - |

I attest that this information is true and accurate to the best of my knowledge.

Sarah Pfluger 12/02/25
 Sarah Pfluger (date)
 Tax Assessor-Collector

Year to Date 10-20 Tax Write Off's -
Nicole Styron 12/02/25
 Nicole Styron (date)
 Notary Public in and for the State of Texas

Board Goal #1: Utilizes funds in a fiscally responsible manner to optimize student educational experiences. Business Services Strategy: Review monthly budget to expenditure/revenue reports. Report accurate financial information to stakeholders.



Santa Fe Independent School District
Refund Requests

DATE 11/17/2025

| ACCOUNT # | REFUND YEAR | REF AMOUNT | CHECK NUMB |
|-----------|-------------|------------|------------|
| 191013 | 2025 | \$482.21 | 2453 |
| 229651 | 2024 | \$23.99 | 2452 |
| 230881 | 2025 | \$879.50 | 2449 |
| 502280 | 2025 | \$31.07 | 2451 |
| 502700 | 2022 | \$123.08 | 2450 |

TOTAL REFUNDS: \$1,539.85

Refunds executed by:



Sarah Pfluger, Sr. Accountant/Tax Assessor-Collector

REFUND BREAK-DOWN FOR ABOVE

| | | | |
|-----------|------------|---------------------------|------------|
| SFISD M&O | \$1,054.01 | *Reflects Base Levy Only. | |
| SFISD I&S | \$485.84 | FYTD SFISD Refunds* | \$9,746.38 |
| WCID | \$0.00 | | |

Santa Fe ISD Transportation Department
November 2025 Monthly Report

General (Goal 2: Achievement – *Promote academic achievement and success in SFISD through student engagement, innovation, rigorous and relevant learning.* The transportation department impacts student achievement positively through high standards of professional learning, by requiring driver safety training once a month and during staff development days. **Goal 3: Culture** – *Maintain a collaborative district culture that promotes partnerships among all SFISD students, staff, families, and community stakeholders.*)
The transportation department had a very nice Thanksgiving meal. Our attendance rate was 93.75%. There was a preventable bus accident where 2 buses collided on 11-3-25 with no injuries. We are 20 days accident free as of 11-23-25.

CNG Update: We are running on the new compressor from CNG 4 America currently.

Stop Arm Program – Since October 2019 (**Goal 1: Safety** – *Ensure an exceptional learning experience for all SFISD students in a safe and positive learning environment.* **Goal 4: Resources** – *Maximize our use of financial resources to ensure the greatest effectiveness and benefit for all SFISD students.*)

Program total citations issued = 4,271
SFISD Portion of Collected Fines = \$375,360

Shop Items (Goal 5: Resources – *Maximize our use of financial resources to ensure the greatest effectiveness and benefit for all SFISD students.* SFISD ensures a positive culture of high expectations for all students, staff, families, and the community. To ensure a positive culture of high expectations for mechanical staff by targeting times for repairs in the time allotted in the Chilton's Labor Guide. Complete allotted time or less with written justification for repairs that exceed the allotted time. Increase efficiency of shop by acquiring machinery that will minimize some of the heavy lifting.)

- 11 vehicles' electrical and lighting systems repaired
- 3 HVAC systems repaired
- 14 annual, quarterly, and quick check inspections completed
- 17 diagnostic repairs completed
- 23 vehicles' emission items repaired
- 10 p.m.'s completed
- 6 body repairs completed
- 4 state inspection and 5 registrations completed
- 4 vehicles' tires replaced
- 2 vehicles' batteries replaced
- 7 vehicles' brake systems serviced
- 4 vehicles' suspension repairs completed

| <u>Fuel Used November</u> <u>Month</u> | <u>Fuel Used YTD</u> | <u>Fuel Purchase</u> | <u>Cost YTD</u> | <u>Mileage for the</u> |
|---|----------------------|----------------------|-----------------|------------------------|
| Diesel 5653.60 gal | 21,391.78 gal | 18,699.00 gal | \$44,605.91 | Regular 27,198 |
| Gasoline 1490.53 gal | 3,729.68 gal | 6,379.00 gal | \$11,851.02 | CNG 11,500 |
| CNG 247 MMBtu | 881 MMBtu | \$ 1,881.57 | \$ 7,819.94 | Special 12,959 |
| | | | | Extra-Cur. 6,524 |

Contract/Parts/Tires

| <u>November</u> | <u>YTD</u> |
|-----------------|--------------|
| \$14,627.91 | \$108,360.98 |

School Bus Safety Reports (Goal 3: Culture – Maintain a collaborative district culture that promotes partnerships among all SFISD students, staff, families, and community stakeholders. To provide effective modes of communication to disseminate information and obtain feedback both internally and externally by reducing overall suspensions and write-ups by training drivers with more effective behavior management techniques to be proactive. Also, decreasing the time between write-up and parent contact and the application of consequences. Tools used: Data tracking (number of suspensions, write-ups, and camera systems). Arrange guests to address student management, respect, tolerance and bullying as appropriate and available.)

| <u>Campus</u> | <u>Reports</u> | <u>Suspensions</u> | |
|------------------|----------------|--------------------|--|
| High School | 10 | 0 | The safety of our students and employees is first and foremost. Students not abiding by the bus rider rules will receive a school bus safety report. |
| Junior High | 7 | 0 | |
| Barnett | 23 | 3 | |
| Kubacak | 8 | 1 | |
| <u>RJ Wollam</u> | <u>5</u> | <u>1</u> | Students fighting or receiving 3 or more safety reports while on the bus are subject to bus suspension. |
| Total | 53 | 5 | |

November School Bus Safety Reports by incident type

- 2- Causing damage to district property
- 4- Distracting driver
- 1- Eating or drinking on bus
- 1- Excessive noise
- 1- Failure to load/unload at correct bus stop
- 11- Failure to remain safely and correctly seated
- 2- Failure to sit in assigned seat
- 10- Failure to wear seatbelt correctly
- 8- Hitting or kicking another student
- 3- Horseplay
- 2- Inappropriate behavior
- 1- Inappropriate touching
- 1- Possession of prohibited items
- 1- Spitting
- 1- Throwing objects
- 3- Unacceptable language / gestures
- 1- Will not remain seated

Technology Board Report Prepared for December 2025

Board Goal #5: Maximize our use of financial resources to ensure the greatest effectiveness and benefit for all SFISD Students.

-Workorder from the past 30 days.

Comprehensive Operations

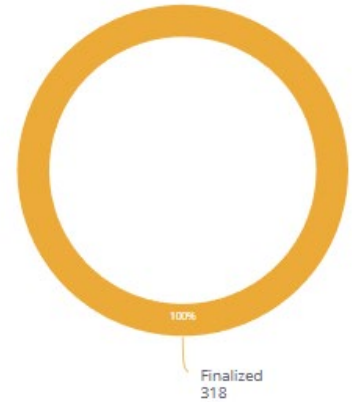
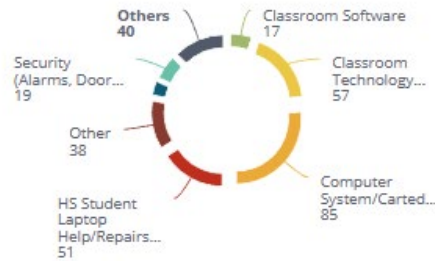
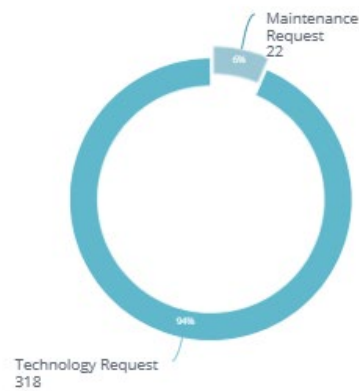
as of 4 hours ago

Requests by Module

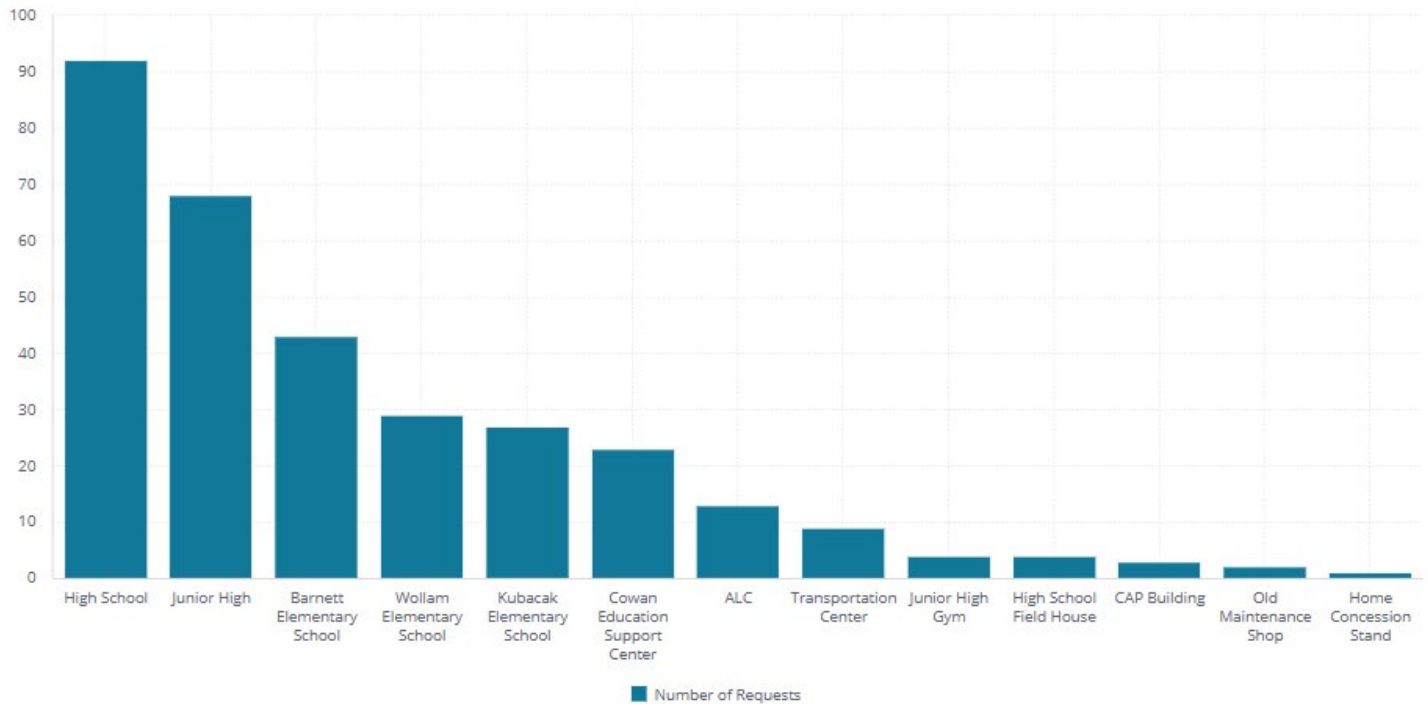
Clear Selection

Requests by Type

Requests by Current Status



Requests by Building



Month of November 2025 Highlights

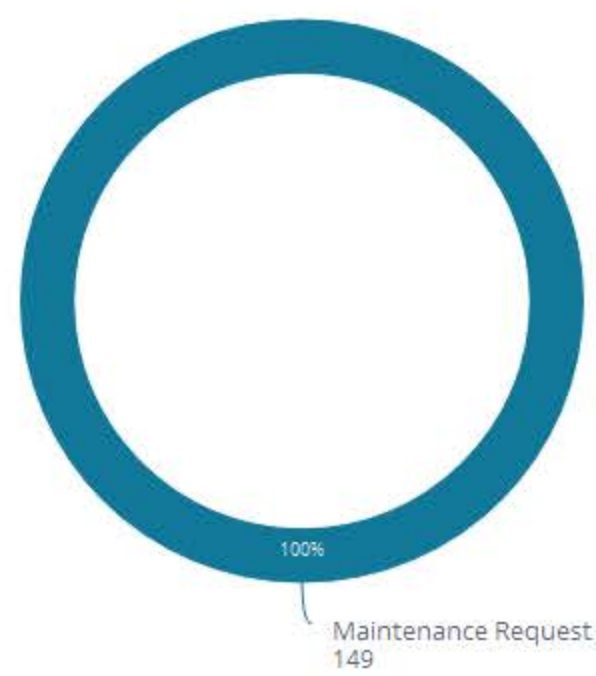
- Continue to adjust and work on Doors, Fire alarms, Card Access, Phone issues
- Continue to cross train as needed

- Continue to adjust firewall security to allow sites
- Continue to prep ALC for Audio Enhancement project starting next week, including building cables, labeling drops, prepping switches and marking buttons.
- Work on testing out new digital signage
- Work on testing out new classroom display platform to help with teacher/student engagement
- Test out different student devices
- Prepped Devices and Staff for online testing at ALC and the High School.
- Finalized E-Rate questions to vendors

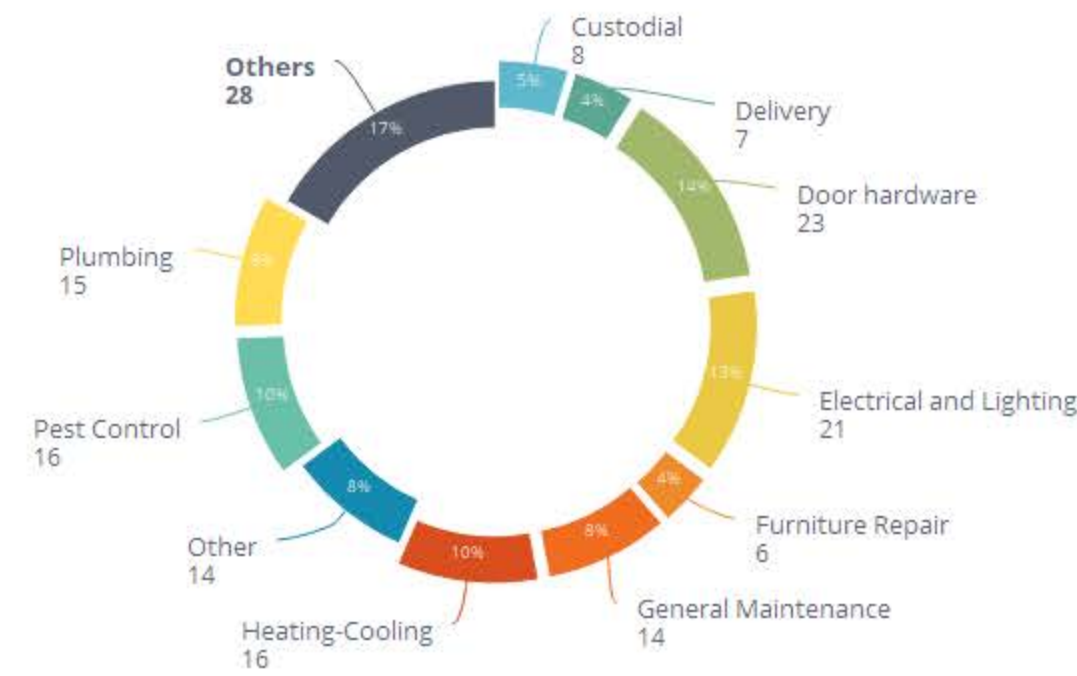
Comprehensive Operations

Filters: Module: Maintenance Request
 Request Type: Carpentry, Custodial, Delivery, Door hardware, Electric, Electrical and Lighting, Elevators, Exterior door operation, Furniture Repair, General, General Maintenance, Heating-Cooling, HVAC, Keys, Kitchen Equipment, Landscaping/Grounds, Moving, Painting, Pest Control, Playground, Playgrounds, Plumbing
 Building: Include all
 Created Date: 11/1/25 to 11/30/25
 Completed Date: Include all
 Current Request State Name-Hold Indicator: Exclude: Pending Approval, Pending Assignment, Pending Details, Pending Execution, Pending Resolution

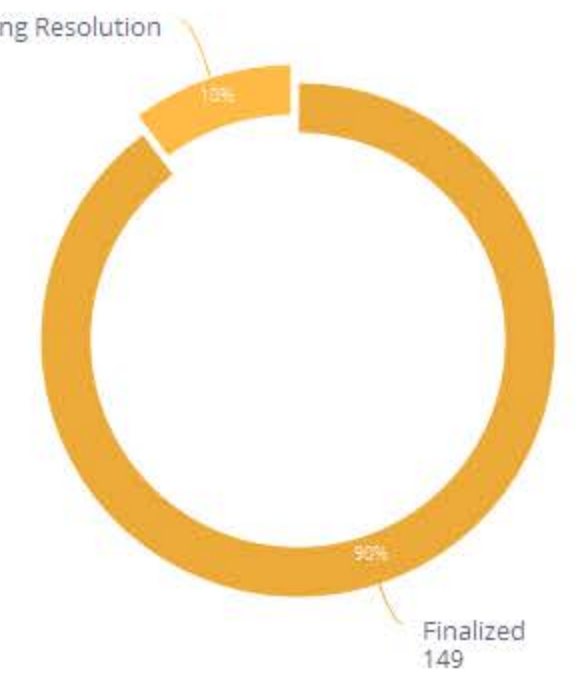
Requests by Module



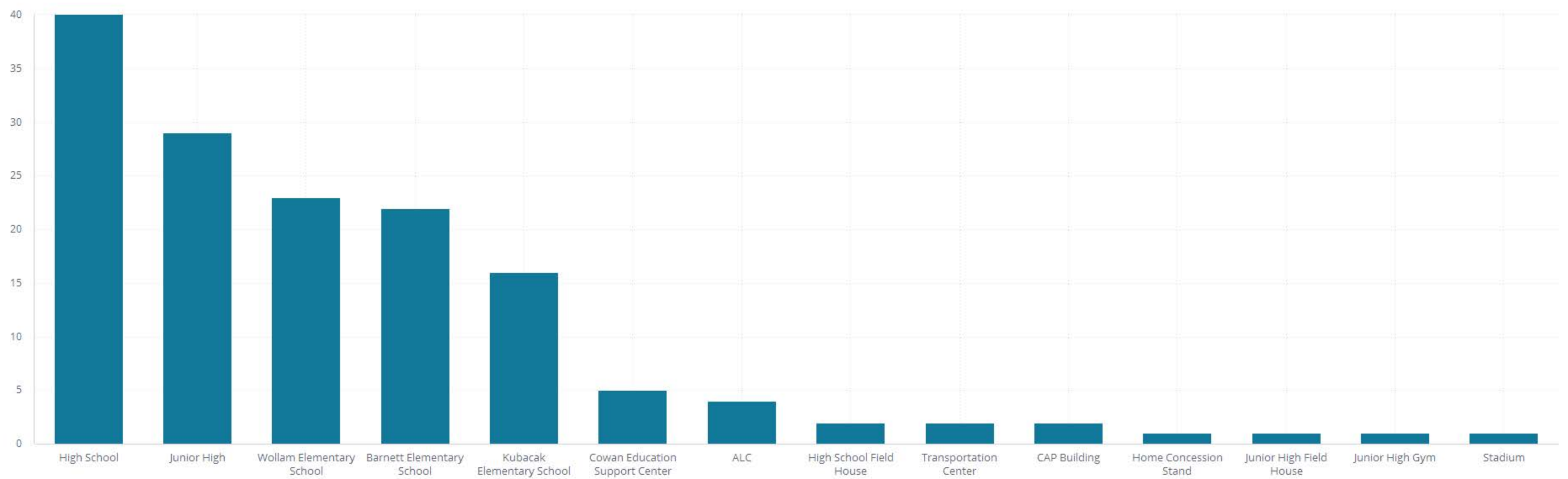
Requests by Type



Requests by Current Status



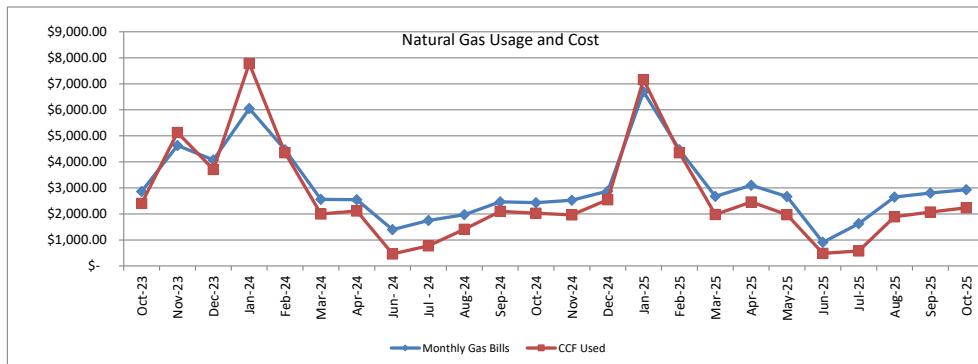
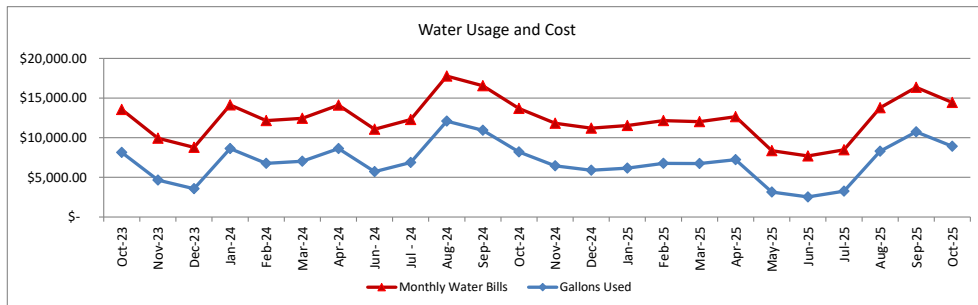
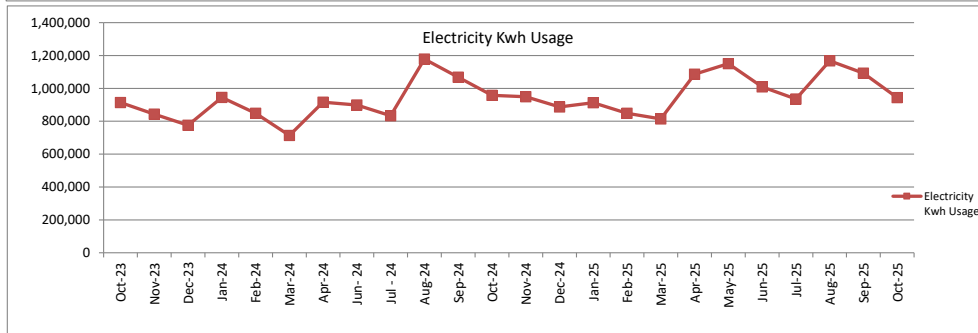
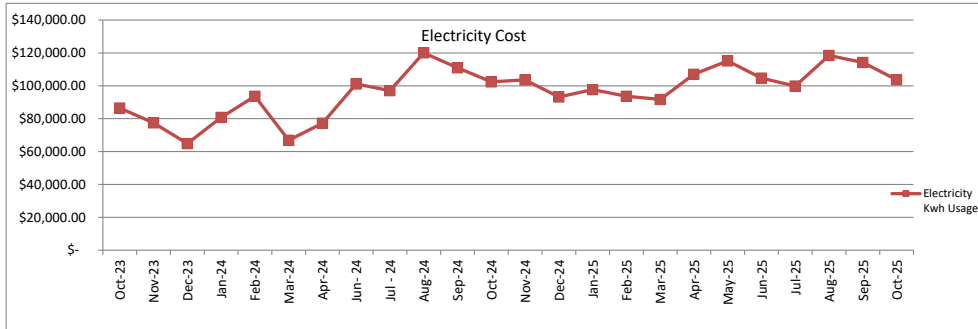
Requests by Building



**SANTA FE ISD
MAINTENANCE DEPT
UTILITY USAGE
PERIOD ENDING OCTOBER
2025**

Board goal 5:

Maximize our use of financial resources to ensure the greatest effectiveness and benefit for all SFISD students



**SANTA FE ISD
MAINTENANCE DEPARTMENT
UTILITY USAGE
PERIOD ENDING OCTOBER 2025**

Board goal 5: Maximize our use of financial resources to ensure the greatest effectiveness and benefit for all SFISD students

| DATE | Monthly Totals | ELECTRIC | | WATER | | GAS | |
|--------------------------------------|----------------|-----------|---------------|---------|--------------|-------|-------------|
| | | KWH | COST | GALLONS | COST | CCF | COST |
| 2023-2024 | | | | | | | |
| July 2023 | \$ 100,957.95 | 803,886 | \$ 81,439.73 | 7,139 | \$ 12,572.72 | 899 | \$ 1,821.62 |
| Aug. 2023 | \$ 124,734.04 | 1,148,643 | \$ 106,669.05 | 10,531 | \$ 15,957.99 | 1,435 | \$ 2,107.00 |
| Sept. 2023 | \$ 103,787.38 | 931,317 | \$ 81,619.02 | 13,965 | \$ 19,521.58 | 1,994 | \$ 2,646.78 |
| Oct. 2023 | \$ 102,845.93 | 913,788 | \$ 86,427.81 | 8,131 | \$ 13,554.74 | 2,405 | \$ 2,863.38 |
| Nov. 2023 | \$ 92,025.73 | 843,262 | \$ 77,459.04 | 4,656 | \$ 9,939.31 | 5,128 | \$ 4,627.38 |
| Dec. 2023 | \$ 77,705.98 | 776,151 | \$ 64,846.07 | 3,565 | \$ 8,787.58 | 3,709 | \$ 4,072.33 |
| Jan. 2024 | \$ 100,974.79 | 944,523 | \$ 80,801.33 | 8,621 | \$ 14,123.83 | 7,778 | \$ 6,049.63 |
| Feb. 2024 | \$ 81,060.51 | 721,248 | \$ 65,539.23 | 6,419 | \$ 11,800.17 | 3,413 | \$ 3,721.11 |
| Mar. 2024 | \$ 81,854.44 | 713,805 | \$ 66,855.63 | 7,027 | \$ 12,441.76 | 1,995 | \$ 2,557.05 |
| Apr. 2024 | \$ 93,885.14 | 916,058 | \$ 77,227.93 | 8,630 | \$ 14,110.70 | 2,114 | \$ 2,546.51 |
| May 2024 | \$ 99,449.52 | 949,839 | \$ 82,588.51 | 8,881 | \$ 14,396.83 | 2,031 | \$ 2,464.18 |
| June 2024 | \$ 113,547.24 | 898,676 | \$ 101,091.23 | 5,717 | \$ 11,059.38 | 463 | \$ 1,396.63 |
| 2024-2025 | | | | | | | |
| July 2024 | \$ 111,143.51 | 833,160 | \$ 97,111.31 | 6,881 | \$ 12,284.98 | 776 | \$ 1,747.22 |
| Aug. 2024 | \$ 139,782.84 | 1,178,336 | \$ 120,038.61 | 12,082 | \$ 17,770.62 | 1,407 | \$ 1,973.61 |
| Sept. 2024 | \$ 129,973.77 | 1,067,934 | \$ 110,956.53 | 10,926 | \$ 16,550.30 | 2,102 | \$ 2,466.94 |
| Oct. 2024 | \$ 118,524.39 | 957,274 | \$ 102,416.34 | 8,203 | \$ 13,679.11 | 2,023 | \$ 2,428.94 |
| Nov. 2024 | \$ 117,968.23 | 949,150 | \$ 103,614.45 | 6,462 | \$ 11,828.34 | 1,962 | \$ 2,525.44 |
| Dec. 2024 | \$ 107,252.54 | 886,577 | \$ 93,168.47 | 5,892 | \$ 11,207.42 | 2,543 | \$ 2,876.65 |
| Jan. 2025 | \$ 115,979.26 | 912,822 | \$ 97,752.97 | 6,165 | \$ 11,531.67 | 7,161 | \$ 6,694.62 |
| Feb. 2025 | \$ 118,231.10 | 848,347 | \$ 93,609.19 | 6,757 | \$ 12,153.67 | 4,355 | \$ 4,468.24 |
| Mar. 2025 | \$ 106,417.59 | 814,554 | \$ 91,724.91 | 6,733 | \$ 12,017.40 | 1,980 | \$ 2,675.28 |
| Apr. 2025 | \$ 122,790.34 | 1,086,766 | \$ 107,051.95 | 7,221 | \$ 12,640.14 | 2,461 | \$ 3,098.25 |
| May 2025 | \$ 126,206.93 | 1,150,391 | \$ 115,184.69 | 3,156 | \$ 8,354.63 | 1,971 | \$ 2,667.61 |
| June 2025 | \$ 113,250.89 | 1,008,815 | \$ 104,644.10 | 2,534 | \$ 7,699.17 | 480 | \$ 907.62 |
| 2025-2026 | | | | | | | |
| July 2025 | \$ 109,988.54 | 935,726 | \$ 99,899.08 | 3,258 | \$ 8,462.70 | 576 | \$ 1,626.76 |
| Aug. 2025 | \$ 134,895.46 | 1,167,540 | \$ 118,466.44 | 8,298 | \$ 13,779.82 | 1,889 | \$ 2,649.20 |
| Sept. 2025 | \$ 133,331.17 | 1,092,503 | \$ 114,176.66 | 10,735 | \$ 16,348.29 | 2,070 | \$ 2,806.22 |
| Oct. 2025 | \$ 121,094.29 | 944,292 | \$ 103,729.75 | 8,925 | \$ 14,435.11 | 2,234 | \$ 2,929.43 |
| Nov. 2025 | | | | | | | |
| Dec. 2025 | | | | | | | |
| Jan. 2026 | | | | | | | |
| Feb. 2026 | | | | | | | |
| Mar. 2026 | | | | | | | |
| Apr. 2026 | | | | | | | |
| May 2026 | | | | | | | |
| June 2026 | | | | | | | |
| 3 Year Comparison for October | | | | | | | |
| Oct. 2023 | \$ 102,845.93 | 913,788 | \$ 86,427.81 | 8,131 | \$ 13,554.74 | 2,405 | \$ 2,863.38 |
| Oct. 2024 | \$ 118,524.39 | 957,274 | \$ 102,416.34 | 8,203 | \$ 13,679.11 | 2,023 | \$ 2,428.94 |
| Oct. 2025 | \$ 121,094.29 | 944,292 | \$ 103,729.75 | 8,925 | \$ 14,435.11 | 2,234 | \$ 2,929.43 |

Santa Fe ISD
Free and Reduced Meal Eligibility Comparison Report

| | 2025-2026 ENROLLMENT | 2025-2026 Free/Reduced | 2024-2025 Free/Reduced | 2023-2024 Free/Reduced | 2022-2023 Free/Reduced | 2021-2022 Free/Reduced | 2020-2021 Free/Reduced | 2019-2020 Free/Reduced | 2018-2019 Free/Reduced | 2017-2018 Free/Reduced | 2016-2017 Free/Reduced |
|-------------------------------------|---------------------------------|---------------------------|---------------------------|---------------------------|---------------------------|---------------------------|---------------------------|---------------------------|---------------------------|---------------------------|---------------------------|
| JULY | 4,333 | 2,131 | 2,270 | 2,274 | 2,214 | 2,012 | 2,126 | 2,071 | 2,091 | 1,808 | 1,646 |
| AUGUST | 4,333 | 2,143 | 2,143 | 2,333 | 2,312 | 2,018 | 2,012 | 2,171 | 2,085 | 1,866 | 1,844 |
| SEPTEMBER | 4,360 | 2,044 | 1,957 | 2,331 | 2,164 | 2,125 | 2,109 | 2,197 | 2,160 | 1,956 | 1,962 |
| OCTOBER | 4,357 | 2,078 | 2,023 | 2,208 | 2,209 | 2,168 | 2,154 | 2,044 | 2,020 | 1,837 | 1,658 |
| NOVEMBER | 4,357 | 2,086 | 2,049 | 2,202 | 2,199 | 2,190 | 2,112 | 2,044 | 2,025 | 1,919 | 1,699 |
| DECEMBER | | | 2,072 | 2,202 | 2,212 | 2,192 | 2,133 | 2,062 | 2,040 | 1,948 | 1,718 |
| JANUARY | | | 2,091 | 2,226 | 2,241 | 2,183 | 2,109 | 2,067 | 2,040 | 2,068 | 1,742 |
| FEBRUARY | | | 2,111 | 2,219 | 2,267 | 2,204 | 2,103 | 2,071 | 2,051 | 2,055 | 1,767 |
| MARCH | | | 2,122 | 2,214 | 2,285 | 2,213 | 2,091 | 2,091 | 2,057 | 2,071 | 1,793 |
| APRIL | | | 2,134 | 2,223 | 2,280 | 2,225 | 2,095 | 2,092 | 2,055 | 2,093 | 1,831 |
| MAY | | | 2,144 | 2,219 | 2,281 | 2,233 | 2,091 | 2,110 | 2,061 | 2,091 | 1,808 |
| JUNE | | | 2,147 | 2,219 | 2,281 | 2,238 | 2,099 | 2,126 | 2,071 | 2,091 | 1,808 |
| AVERAGE | | | | | | <i>All Free Meals</i> | <i>All Free Meals</i> | <i>COVID</i> | <i>HARVEY</i> | | |
| | | 2,096 | 2,105 | 2,239 | 2,245 | 2,167 | 2,103 | 2,096 | 2,063 | 1,984 | 1,773 |
| CURRENT STUDENT CHARGE TOTAL | | (\$4,566.33) | | | | | | | | | |

Board Goal # 5: Maximize our use of financial resources to ensure the greatest effectiveness and benefit for all SFISD students.

Strategies: Program identification provides free meals and other resources for students

Santa Fe ISD

Meal Participation November 2025

Board Goal #2: Promote academic achievement and success in SFISD through student engagement, innovation, rigorous and relevant learning.

Strategies: Students learn better when they have a balanced and nutritious meal prior to entering the classroom.

Total Enrollment:

Free:

Reduced:

Paid:

| Site | Breakfast | | | | | | Lunch | | | | | | Snack | | | | | |
|------------------------|---------------|---------------|---------------|---------------|----------|----------|---------------|---------------|---------------|---------------|----------|----------|--------------|--------------|--------------|--------------|--------------|--------------|
| | Student | | | | Adult | | Student | | | | Adult | | Student | | | | Ad | |
| | Free | Red | Paid | Total | Prog | Other | Free | Red | Paid | Total | Prog | Other | Free | Red | Paid | Total | Prog | |
| Barnett Elementary | 172 | 21 | 69 | 262 | 0 | 0 | 227 | 31 | 143 | 401 | 0 | 0 | 0 | 0 | 0 | 0 | 0 | 0 |
| Central Office | 0 | 0 | 0 | 0 | 0 | 0 | 0 | 0 | 0 | 0 | 0 | 0 | 0 | 0 | 0 | 0 | 0 | 0 |
| Cowan Cafe | 0 | 0 | 0 | 0 | 0 | 0 | 0 | 0 | 0 | 0 | 0 | 0 | 0 | 0 | 0 | 0 | 0 | 0 |
| INDIAN SUCCESS ACADEMY | 0 | 0 | 0 | 0 | 0 | 0 | 0 | 0 | 0 | 0 | 0 | 0 | 0 | 0 | 0 | 0 | 0 | 0 |
| Kubacak Elementary | 153 | 21 | 68 | 242 | 0 | 0 | 237 | 37 | 187 | 461 | 0 | 2 | 0 | 0 | 0 | 0 | 0 | 0 |
| R J Wollam Elementary | 116 | 9 | 74 | 199 | 0 | 0 | 182 | 24 | 139 | 345 | 0 | 1 | 0 | 0 | 0 | 0 | 0 | 0 |
| Santa Fe High School | 95 | 14 | 22 | 131 | 0 | 0 | 291 | 62 | 340 | 693 | 0 | 1 | 0 | 0 | 0 | 0 | 0 | 0 |
| Santa Fe Junior High | 133 | 19 | 60 | 212 | 0 | 1 | 308 | 45 | 241 | 594 | 0 | 1 | 0 | 0 | 0 | 0 | 0 | 0 |
| Total: | 669 | 84 | 293 | 1,046 | 0 | 1 | 1,245 | 199 | 1,050 | 2,494 | 0 | 5 | 0 | 0 | 0 | 0 | 0 | 0 |
| AP | 134 | 17 | 59 | 210 | 0 | 1 | 249 | 40 | 210 | 499 | 0 | 1 | 0 | 0 | 0 | 0 | 0 | 0 |
| % AP | 37.67% | 30.55% | 12.89% | 24.19% | | | 70.10% | 72.36% | 46.19% | 57.68% | | | 0.00% | 0.00% | 0.00% | 0.00% | 0.00% | 0.00% |



Minutes of Regular Meeting

Monday, November 17, 2025

SFISD Boardroom – 4133 Warpath, Santa Fe, TX

I. MEMBERS PRESENT/ABSENT

II John Couch: Present, Eric Davenport: Present, James Grassmuck: Present, Clay Hertenberger: Present, Patrick Kelly: Present, Angie Lambert: Present, Rusty Norman: Present
Dr. Bott was present at the meeting.

II. OPENING OF MEETING

Mr. Norman called the meeting to order at 4:45 pm.

III. BOARD WORKSHOP

A. Order Canvassing Returns and Declaring Results of Bond Election

IV. ACTION ITEM

A. Consider and Approve Order Canvassing Returns Declaring Results of Bond Election

I move that the Board of Trustees approve the Order Canvassing Returns and Declaring Results of Bond Election with the following results. The Bond failed to pass. This motion, made by Eric Davenport and seconded by Angie Lambert, Carried. II John Couch: Yea, Eric Davenport: Yea, James Grassmuck: Yea, Clay Hertenberger: Yea, Patrick Kelly: Yea, Angie Lambert: Yea, Rusty Norman: Yea Yea: 7, Nay: 0

**Santa Fe ISD
Proposition A (Vote For 1) FOR - 1,125**

Santa Fe ISD Proposition
A (Vote For 1) AGAINST - 2,166

**Santa Fe ISD
Proposition B (Vote For 1) FOR – 1,045**

Santa Fe ISD Proposition
B (Vote For 1) AGAINST – 2,244

**Santa Fe ISD
Proposition C (Vote For 1) FOR – 1,046**

Santa Fe ISD Proposition
C (Vote For 1) AGAINST – 2,239

**Santa Fe ISD
Proposition D (Vote For 1) FOR – 1,121**

Santa Fe ISD Proposition
D (Vote For 1) AGAINST – 2,165

V. EXECUTIVE SESSION, CHAPTER 551

The Board recessed to closed session at 5:00 pm pursuant to:

A. *Texas Government Code 551.071: Consultation with Board Attorney regarding all matters as authorized by law*

B. *Texas Government Code 551.072: Deliberation regarding purchase, exchange, lease or value of real property*

- C. *Texas Government Code 551.074: Personnel Matters: to deliberate the appointment, employment, evaluation, reassignment, duties, discipline, or dismissal of a public officer or employee*
- D. *Texas Government Code 551.076: Discussing security personnel or devices or security audits*

VI. RECONVENE: INVOCATION AND PLEDGES

The Board reconvened in open session at 6:00 pm. Pastor Greg Lackey gave the invocation and all recited pledges.

VII. SCHOOL OFFICIALS PRESENT

Casey Adoor, Corey Click, Jenny Davenport, Ruben Espinoza, Wendy Falcon, Rachel Harris, Jennifer Hulse, Stephanie Lyssy, Destini Martin, Luis Montes-Suares, Dylan Pieczynski, Julie Pittman, Michelle Pourchot, Marilynn Richardson, Sara Ryan, Blake Ryder, Alex Sanchez, Nicole Sebok, Gina Welsh and Chris Wheeler

Others Present:

Christie Norman, Garrett Lyssy and Ollie Niederhufer

VIII. ACTION FROM CLOSED SESSION, CHAPTER 551

There was no action taken.

IX. RECOGNITIONS

A. Students and Staff

JH Principal, Sara Ryan introduced JH Band Director, Mr. Cassidy and some of the band students. Mr. Cassidy had 22 students travel to the Region Band auditions. 5 SFJH students earned a place in the Region Band and after long hours of rehearsal, concluded the auditions by playing alongside other top musicians in the region.

Ms. Ryan also introduced JH Cheer Coach Alyssa Hovey. Ms. Hovey introduced and congratulated the JH Cheerleaders on their success at their Regional Competition. They earned a bid to compete at Nationals in Ft. Worth in January 2026.

HS Volleyball Coach Jennifer Webb, introduced the volleyball team and congratulated them on their great season. They were 8 and 4 in District play which earned them 3rd place and advanced them to the playoffs for the 6th year in a row.

AD and Head Football Coach, Blake Ryder, introduced and thanked his coaching staff and varsity football players. The team had a 6 and 4 record and was in a 3-way tie for playoffs but did not make the playoffs. Coach Ryder shared memories of the season and truly enjoyed coaching this team.

Employees of the Month for November are Barnett, Haylee Kelm and Jadah Micks; Kubacak, 1st Grade Team: Lena Castro, Emily Corley, Kyleigh Elgin, Suzanne Groo, Lori Lamb, Karley Steel; RJ Wollam, Stacy Pope; JH, Amanda Wagner; HS Ciara Sunseri; ALC, Jarika Doty; Transportation, Steve Clark; M&O, Jose Osorio; Custodial, Araceli Ayala; Nutrition Services, Sarah Koubek; Admin, Lori Marks; Police, Travis Fojtik

X. PUBLIC COMMENT ON AGENDA ITEMS

No one signed up to speak to the Board.

XI. INFORMATION ITEMS

A. Monthly Reports

B. HB 8 Update

Chief Academic Officer, Rachel Harris, gave an update regarding HB 8 which references the new STAAR Test due to be released in the 2027-2028 school year.

C. F & M Update

Facilities and Maintenance Director, Chris Wheeler, gave an update on ongoing projects throughout the District.

D. Update on Board Members Training Hours

Mr. Norman gave an update on the status of Board training hours. As reported at the October 20, 2025, meeting, trustee Clay Hertenberger was deficient in his required training hours. As of October 31, 2025, Mr. Hertenberger has completed all required training.

E. Quarterly Investment Report: 1st Quarter of the 2025-2026 Fiscal Year

CFO, Alex Sanchez, presented the Quarterly Investment Report for the 1st quarter of the 2025-2026 fiscal year.

XII. CONSENT AGENDA

- A. Consent Agenda Items
- B. Minutes of October 20, 2025
- C. Accounts Payable \$1,260,109.83
- D. Budget Amendment #4

I make a motion to approve Consent Agenda items as presented. This motion, made by Eric Davenport and seconded by Angie Lambert, Carried. II John Couch: Yea, Eric Davenport: Yea, James Grassmuck: Yea, Clay Hertenberger: Yea, Patrick Kelly: Yea, Angie Lambert: Yea, Rusty Norman: Yea Yea: 7, Nay: 0

XIII. REGULAR AGENDA

- A. Consider and Approve GCAD Board of Directors Election Resolution

I move the Board approve Resolution 2026 with 140 votes to be awarded to Matt Doyle for GCAD Board of Directors. This motion, made by Eric Davenport and seconded by Clay Hertenberger, Carried. II John Couch: Yea, Eric Davenport: Yea, James Grassmuck: Yea, Clay Hertenberger: Yea, Patrick Kelly: Yea, Angie Lambert: Yea, Rusty Norman: Yea Yea: 7, Nay: 0

- B. Consider and Approve Policy Update 126

I move that the board add, revise, or delete (LOCAL) policies as offered by TASB Policy Service for consideration and according to the Instruction Sheet for TASB Localized Policy Manual Update 126 as presented. This motion, made by Patrick Kelly and seconded by James Grassmuck, Carried. II John Couch: Yea, Eric Davenport: Yea, James Grassmuck: Yea, Clay Hertenberger: Yea, Patrick Kelly: Yea, Angie Lambert: Yea, Rusty Norman: Yea Yea: 7, Nay: 0

- C. Consider and Approve Changes to FMH (LOCAL) Policy

I move that the Board accept the changes made to FMH (LOCAL) as presented. This motion, made by Eric Davenport and seconded by Patrick Kelly, Carried. II John Couch: Yea, Eric Davenport: Yea, James Grassmuck: Yea, Clay Hertenberger: Yea, Patrick Kelly: Yea, Angie Lambert: Yea, Rusty Norman: Yea Yea: 7, Nay: 0

- D. Consider and Approve DEC (LOCAL) Friends Helping Friends Policy

I make a motion to approve the addition of DEC(LOCAL) Friends Helping Friends Policy. This motion, made by James Grassmuck and seconded by Angie Lambert, Carried. II John Couch: Yea, Eric Davenport: Yea, James Grassmuck: Yea, Clay Hertenberger: Yea, Patrick Kelly: Yea, Angie Lambert: Yea, Rusty Norman: Yea Yea: 7, Nay: 0

- E. Consider and Approve Administrator Personal Contracts with Other Entities, Pursuant to Texas House Bill 3372, Relating to Restrictions on Outside Employment by School District Administrators

I move to approve the contracts between the administrators and other entities as presented, determining that the contracts will not harm the District, will not be a conflict of interest, and the duties are performed entirely on the administrators' personal time. This motion, made by Patrick Kelly and seconded by James Grassmuck, Carried. II John Couch: Yea, Eric Davenport: Yea, James Grassmuck: Yea, Clay Hertenberger: Yea, Patrick Kelly: Yea, Angie Lambert: Yea, Rusty Norman: Yea Yea: 7, Nay: 0

- F. Consider and Approve Service Agreements with Region 4 for Professional Development and Support Under the LASO Grant

I move to approve the two service agreements with Region IV to provide professional development and support under the LASO Grant for Bluebonnet implementation not to exceed \$297,500. This motion, made by Patrick Kelly and seconded by James Grassmuck, Carried. II John Couch: Yea, Eric Davenport: Yea, James Grassmuck: Yea, Clay Hertenberger: Yea, Patrick Kelly: Yea, Angie Lambert: Yea, Rusty Norman: Yea Yea: 7, Nay: 0

- G. Consider and Approve Shared Service Agreement with Galveston-Brazoria Cooperative for the Deaf and Hard of Hearing

I move to approve the total amount of \$154,978.47 to Galveston-Brazoria Cooperative for the Deaf and Hard of Hearing to provide services for our students that are deaf and hard of hearing through direct site services and itinerant support services. This motion, made by James Grassmuck and seconded by Clay Hertenberger, Carried. II John Couch: Yea, Eric Davenport: Yea, James Grassmuck: Yea, Clay Hertenberger: Yea, Patrick Kelly: Yea, Angie Lambert: Yea, Rusty Norman: Yea Yea: 7, Nay: 0

XIV. BOARD COMMUNICATION

XV. ADJOURNMENT

I move to adjourn the meeting at 7:21 pm. This motion, made by Patrick Kelly and seconded by Clay Hertenberger, Carried. Il John Couch: Yea, Eric Davenport: Yea, James Grassmuck: Yea, Clay Hertenberger: Yea, Patrick Kelly: Yea, Angie Lambert: Yea, Rusty Norman: Yea Yea: 7, Nay: 0

We affirm that these minutes are official, complete and correct.

J. R. Norman, President

James Grassmuck, Secretary

Date Minutes Approved: December 15, 2025



Minutes of Board Workshop

Wednesday, December 10, 2025

I. MEMBERS PRESENT/ABSENT

II John Couch: Present, Eric Davenport: Present, James Grassmuck: Present, Clay Hertenberger: Absent, Patrick Kelly: Present, Angie Lambert: Present, Rusty Norman: Present. Dr. Bott was in attendance.

Others Present:

Cabinet members: Alex Sanchez, Jenny Davenport and Rachel Harris

II. OPENING OF MEETING

Mr. Norman called the meeting to order at 5:00 PM.

III. PUBLIC COMMENT ON AGENDA ITEMS

No one signed up to speak at the meeting.

IV. BOARD WORKSHOP

- A. District Improvement Plan
- B. Discussion of SFISD Budgetary Efficiencies
- C. Discussion of Board Member Duties and Responsibilities

V. EXECUTIVE SESSION, CHAPTER 551

The Board recessed to executive session at 6:45 pm. Cabinet members Alex Sanchez, Jenny Davenport and Rachel Harris were invited to remain in executive session. The Cabinet members exited at 7:30 pm and the Board and Dr. Bott resumed executive session pursuant to:

- A. *Texas Government Code 551.071: Consultation with Board Attorney regarding all matters as authorized by law including Board governance*
- B. *Texas Government Code 551.072: Deliberation regarding purchase, exchange, lease or value of real property*
- C. *Texas Government Code 551.074: Personnel Matters: to deliberate the appointment, employment, evaluation, reassignment, duties, discipline, or dismissal of a public officer or employee*
- D. *Texas Government Code 551.076: Discussing security personnel or devices or security audits*

VI. ACTION FROM CLOSED SESSION, CHAPTER 551

There was no action from closed session.

VII. ADJOURNMENT

I move to adjourn the meeting at 8:00 PM. This motion, made by James Grassmuck and seconded by Eric Davenport, Carried. II John Couch: Yea, Eric Davenport: Yea, James Grassmuck: Yea, Clay Hertenberger: Absent, Patrick Kelly: Yea, Angie Lambert: Yea, Rusty Norman: Yea Yea: 6, Nay: 0, Absent: 1

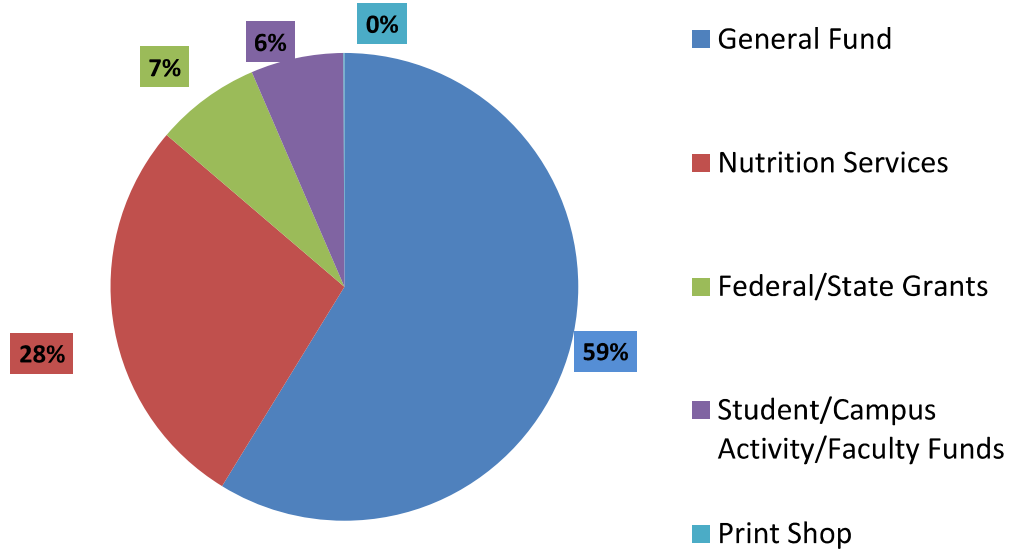
We affirm that these minutes are official, complete and correct.

J. R. Norman, President

James Grassmuck, Secretary

Date Minutes Approved: December 15, 2025

**Santa Fe ISD
Accounts Payable
For Period Ending November 30, 2025**



| | | |
|---------------------------------------|-----------|----------------|
| General Fund | \$ | 348,090 |
| Nutrition Services | \$ | 162,685 |
| Federal/State Grants | \$ | 43,097 |
| Student/Campus Activity/Faculty Funds | \$ | 37,978 |
| Print Shop | \$ | 389 |
| Total Monthly Accounts Payable | \$ | 592,238 |

| <u>FND</u> | <u>FC</u> | <u>CHECK NUMBER</u> | <u>VENDOR</u> | <u>PO NUMBER</u> | <u>INVOICE DESCRIPTION</u> | <u>CHECK DATE</u> | <u>CHE TYP</u> | <u>AMOUNT</u> | <u>FND</u> | |
|-----------------|-----------|---------------------|----------------------|------------------|---|-------------------|----------------|-----------------|------------|--|
| GENERAL | 11 | 5907 | TEXAS COLOR GUARD CI | 0 | SFHS COLOR GUARD INV# 45-14383-45547 203094 - SANTA FE PERCUSSION & LEGACY GUARD \$600 203095 AREA FEE \$50 TOTAL \$650 | 11/12/2025 | V | -631.37 | 199 | |
| CAMPUS ACTIVITY | 00 | 5907 | TEXAS COLOR GUARD CI | 0 | SFHS COLOR GUARD INV# 45-14383-45547 203094 - SANTA FE PERCUSSION & LEGACY GUARD \$600 203095 AREA FEE \$50 TOTAL \$650 | 11/12/2025 | V | -18.63 | 461 | |
| | | | | | | | | Totals for 5907 | -650.00 | |
| GENERAL | 36 | 5910 | ATHLETIC SUPPLY INC | 912600065 | ATH - BASEBALL | 11/07/2025 | R | 149.28 | 199 | |
| CAMPUS ACTIVITY | 00 | 5910 | ATHLETIC SUPPLY INC | 912600066 | ATH - BASEBALL | 11/07/2025 | R | 606.41 | 461 | |
| | | | | | | | | Totals for 5910 | 755.69 | |
| GENERAL | 36 | 5911 | BALL HIGH SCHOOL ATH | 0 | GOLF - BOYS VARSITY TORS VETERAN CLASSIC MOODY GARDENS GOLF COURSE BALL HIGH GOLF ACTIVITY FUND ATTN: MIKE KLEINECKE, HEAD GOLF COACH | 11/07/2025 | R | 300.00 | 199 | |
| | | | | | | | | Totals for 5911 | 300.00 | |
| GENERAL | 51 | 5912 | CED-TIDAL ELECTRICAL | 9512600016 | BPO: ELECTRICAL PARTS, MATERIALS AND SUPPLIES 2025-2026 | 11/07/2025 | R | 63.52 | 199 | |
| | | | | | | | | Totals for 5912 | 63.52 | |
| GENERAL | 34 | 5913 | CINTAS CORPORATION | 9302600050 | BPO: CONTRACTED SERVICES UNIFORM RENTAL | 11/07/2025 | R | 79.30 | 199 | |
| | | | | | | | | Totals for 5913 | 79.30 | |
| CAMPUS ACTIVITY | 00 | 5914 | CLEAR CREEK HIGH SCH | 0 | CCISD ATHLETICS ATTN: GIRLS VARSITY TOURNAMENT CONNIE THOMAS 2026 CCISD VARSITY SOCCER TOURNAMENT | 11/07/2025 | R | 450.00 | 461 | |
| | | | | | | | | Totals for 5914 | 450.00 | |
| GENERAL | 36 | 5915 | CLEAR LAKE HIGH SCHO | 0 | ATTN: DAVID MONSRUD BAY FOREST GOLF CLUB BOYS VARSITY TEAM 12/8/25 BOYS' INVITATIONAL TOURNAMENT | 11/07/2025 | R | 275.00 | 199 | |
| | | | | | | | | Totals for 5915 | 275.00 | |
| FOD SVC | 35 | 5916 | COCA COLA SOUTHWEST | 2402600022 | BPO: BEVERAGES SERVED IN CAFES SY25-26 | 11/07/2025 | R | 618.78 | 240 | |
| GENERAL | 35 | 5916 | COCA COLA SOUTHWEST | 2402600022 | BPO: BEVERAGES SERVED IN CAFES SY25-26 | 11/07/2025 | R | 233.48 | 199 | |
| FOD SVC | 35 | 5916 | COCA COLA SOUTHWEST | 2402600022 | BPO: BEVERAGES SERVED IN CAFES SY25-26 | 11/07/2025 | R | 336.98 | 240 | |
| FOD SVC | 35 | 5916 | COCA COLA SOUTHWEST | 2402600022 | BPO: BEVERAGES SERVED IN CAFES SY25-26 | 11/07/2025 | R | -125.00 | 240 | |
| | | | | | | | | Totals for 5916 | 1,064.24 | |
| GENERAL | 11 | 5917 | COLLEGE OF THE MAINL | 0 | BOOKS FOR STUDENTS (BINKLEY, DISBROW, RIVERA, WELCH) | 11/07/2025 | R | 469.23 | 199 | |
| | | | | | | | | Totals for 5917 | 469.23 | |
| GENERAL | 51 | 5918 | DEALERS ELECTRICAL S | 0 | ELECTRICAL PARTS AND SUPPLIES 2025-2026 | 11/07/2025 | R | 1,432.76 | 199 | |
| | | | | | | | | Totals for 5918 | 1,432.76 | |
| CAMPUS ACTIVITY | 00 | 5919 | FAITHFUL SMILES, TOY | 0 | SEMESTER SERVICE - OFFICE TREASURE TOWER | 11/07/2025 | R | 720.00 | 461 | |
| | | | | | | | | Totals for 5919 | 720.00 | |
| GENERAL | 51 | 5920 | GALCO HARDWARE | 0 | GENERAL BUILDING MAINTENANCE | 11/07/2025 | R | 90.09 | 199 | |

| FND | FC | CHECK NUMBER | VENDOR | PO NUMBER | INVOICE DESCRIPTION | CHECK DATE | CHE TYP | AMOUNT | FND |
|-----------------|----|--------------|----------------------|------------|--|------------|---------|----------|-----|
| | | | | | AND SUPPLIES 2025-2026 | | | | |
| FOD SVC | 35 | 5920 | GALCO HARDWARE | 0 | GENERAL BUILDING MAINTENANCE | 11/07/2025 | R | 39.50 | 240 |
| | | | | | AND SUPPLIES 2025-2026 | | | | |
| | | | | | Totals for 5920 | | | 129.59 | |
| GENERAL | 34 | 5921 | INTERSTATE BILLING S | 9302600012 | BPO: PARTS | 11/07/2025 | R | 104.85 | 199 |
| | | | | | Totals for 5921 | | | 104.85 | |
| GENERAL | 34 | 5922 | KWIK KAR OIL & LUBE | 9302600013 | BPO: DISTRICT EMISSIONS INSPECTIONS | 11/07/2025 | R | 18.50 | 199 |
| | | | | | Totals for 5922 | | | 18.50 | |
| GENERAL | 11 | 5923 | LOWES HOME CENTERS, | 222600026 | CONSTRUCTION SUPPLIES | 11/07/2025 | R | 435.83 | 199 |
| | | | | | Totals for 5923 | | | 435.83 | |
| GENERAL | 36 | 5924 | MAX HOSAKA | 0 | EMS STANDBY 10/17/25 SFHS FOOTBALL | 11/07/2025 | R | 100.00 | 199 |
| | | | | | Totals for 5924 | | | 100.00 | |
| CAMPUS ACTIVITY | 00 | 5925 | MOORE SUPPLY CO | 0 | PLUMBING PARTS FOR AG FACILITY | 11/07/2025 | R | 730.12 | 461 |
| CAMPUS ACTIVITY | 00 | 5925 | MOORE SUPPLY CO | 0 | PLUMBING PARTS FOR AG FACILITY | 11/07/2025 | R | 133.33 | 461 |
| | | | | | Totals for 5925 | | | 863.45 | |
| GENERAL | 51 | 5926 | MUELLER SUPPLY COMPA | 0 | GENERAL BLDG MATERIALS AND SUPPLIES 2025-2026 | 11/07/2025 | R | 42.00 | 199 |
| GENERAL | 51 | 5926 | MUELLER SUPPLY COMPA | 0 | GENERAL BLDG MATERIALS AND SUPPLIES 2025-2026 | 11/07/2025 | R | 3.78 | 199 |
| GENERAL | 51 | 5926 | MUELLER SUPPLY COMPA | 0 | GENERAL BLDG MATERIALS AND SUPPLIES 2025-2026 | 11/07/2025 | R | 75.84 | 199 |
| | | | | | Totals for 5926 | | | 121.62 | |
| GENERAL | 51 | 5927 | NEOGLOBAL ENTERPRISE | 9512600006 | BPO: CONTRACTED GROUNDS MAINTENANCE-DISTRICT WIDE 2025-2026 | 11/07/2025 | R | 7,481.10 | 199 |
| | | | | | Totals for 5927 | | | 7,481.10 | |
| CAMPUS ACTIVITY | 00 | 5928 | SPORT SUPPLY GROUP, | 912600002 | ATH - CUSTOM TENT | 11/07/2025 | R | 2,888.50 | 461 |
| GENERAL | 36 | 5928 | SPORT SUPPLY GROUP, | 912600024 | ATH - SOCCER SOCKS | 11/07/2025 | R | 294.00 | 199 |
| GENERAL | 36 | 5928 | SPORT SUPPLY GROUP, | 912600037 | ATH - SOCCER/GIRLS GEAR | 11/07/2025 | R | 227.90 | 199 |
| | | | | | Totals for 5928 | | | 3,410.40 | |
| GENERAL | 41 | 5929 | TASB, INC | 0 | Policy Update | 11/07/2025 | R | 40.00 | 199 |
| | | | | | Totals for 5929 | | | 40.00 | |
| GENERAL | 36 | 5930 | TEXAS HIGH SCHOOL WO | 0 | 2026 REGISTRATION - SHEPHERD 5A REGION IV MAIL TO: THSWPA PO BOX 3021 BROWNSVILLE, TX 78523 | 11/07/2025 | R | 100.00 | 199 |
| | | | | | Totals for 5930 | | | 100.00 | |
| GENERAL | 36 | 5931 | TEXAS CITY ISD ATHLE | 0 | ATTN: COACH GARRETT BUECHELE SFHS - JV GOLF 10 PLAYERS 11/18/25 BAYOU GOLF COURSE BOYS/GIRLS 9-HOLE BEGINNERS TOURNAMENT | 11/07/2025 | R | 500.00 | 199 |
| | | | | | Totals for 5931 | | | 500.00 | |
| GENERAL | 36 | 5932 | TEXAS HIGH SCHOOL PO | 0 | 2026 MEMBERSHIP APPLICATION JAMES SHEPHERD | 11/07/2025 | R | 75.00 | 199 |
| | | | | | Totals for 5932 | | | 75.00 | |
| GENERAL | 41 | 5933 | TEXAS SCHOOL PUBLIC | 0 | 2026 TPSRA ANNUAL CONFERENCE | 11/07/2025 | R | 1,270.00 | 199 |
| GENERAL | 41 | 5933 | TEXAS SCHOOL PUBLIC | 0 | STAR AWARD ENTRY FEES TSPRA CONVENTION | 11/07/2025 | R | 435.00 | 199 |
| | | | | | Totals for 5933 | | | 1,705.00 | |
| CAMPUS ACTIVITY | 00 | 5934 | THEATRE UNDER THE ST | 0 | SFHS FINE ARTS - IRVING BERLIN'S WHITE CHRISTMAS 100 | 11/07/2025 | R | 1,900.00 | 461 |

| FND | FC | CHECK NUMBER | VENDOR | PO NUMBER | INVOICE DESCRIPTION | CHECK DATE | CHE TYP | AMOUNT | FND |
|-----------------|----|--------------|----------------------|------------|--|-----------------|---------|----------|-----|
| | | | | | TICKETS @ \$20 EACH \$100 PREPAID DEPOSIT - \$1900 TOTAL DUE | | | | |
| | | | | | | Totals for 5934 | | 1,900.00 | |
| CAMPUS ACTIVITY | 00 | 5935 | TMEA REGION 17 VOCAL | 0 | SFHS CHOIR REGION PARTICIPATION 1 STUDENT @ \$20 ENTRY FEE | 11/07/2025 | R | 20.00 | 461 |
| | | | | | | Totals for 5935 | | 20.00 | |
| GENERAL | 36 | 5936 | TOUCHECK, WILLIAM | 0 | EMS STANDBY FOR VARSITY FOOTBALL GAME 10/17/25 \$25/HOUR X 4 HOURS | 11/07/2025 | R | 100.00 | 199 |
| | | | | | | Totals for 5936 | | 100.00 | |
| CAMPUS ACTIVITY | 00 | 5937 | CLEAR CREEK HIGH SCH | 0 | CCISD VARSITY SOCCER TOURNAMENT SANTA FE MENS TEAM JAN. 8TH-10TH, 2026 CCISD ATHLETICS ATTN: CONNIE THOMAS 1955 WEST NASA BOULEVARD WEBSTER, TX 77598 | 11/07/2025 | R | 450.00 | 461 |
| | | | | | | Totals for 5937 | | 450.00 | |
| GENERAL | 51 | 5938 | AMAZON CAPITAL SERVI | 9512600054 | 2 PACK BARREL PUMP HAND CRANK OIL GAS BARREL DRUM PUMP | 11/14/2025 | R | 36.07 | 199 |
| | | | | | | Totals for 5938 | | 36.07 | |
| GENERAL | 51 | 5939 | AT&T MOBILITY, LLC | 0 | SERVICE FROM 10-02-25 TO 11-01-25 POLICE DEPT | 11/14/2025 | R | 544.57 | 199 |
| | | | | | | Totals for 5939 | | 544.57 | |
| CARLPRK | 21 | 5940 | CAREERCRAFT INC. | 0 | PLATFORM RENEWAL / SUBSCRIPTION | 11/14/2025 | R | 5,568.00 | 244 |
| | | | | | | Totals for 5940 | | 5,568.00 | |
| GENERAL | 34 | 5941 | CINTAS CORPORATION | 9302600050 | BPO: CONTRACTED SERVICES UNIFORM RENTAL | 11/14/2025 | R | 79.30 | 199 |
| | | | | | | Totals for 5941 | | 79.30 | |
| GENERAL | 36 | 5942 | CITY OF TEXAS CITY | 0 | SANTA FE HIGH SCHOOL FACILITY FLAT FEE BAYOU GOLF COURSE - PRACTICE FACILITY 2025-2026 GOLF SEASON (MISC. BILLING REC & TOURISM - ON INVOICE) | 11/14/2025 | R | 546.46 | 199 |
| CAMPUS ACTIVITY | 00 | 5942 | CITY OF TEXAS CITY | 0 | SANTA FE HIGH SCHOOL FACILITY FLAT FEE BAYOU GOLF COURSE - PRACTICE FACILITY 2025-2026 GOLF SEASON (MISC. BILLING REC & TOURISM - ON INVOICE) | 11/14/2025 | R | 953.54 | 461 |
| | | | | | | Totals for 5942 | | 1,500.00 | |
| CAMPUS ACTIVITY | 00 | 5943 | CLEAR CREEK ISD | 0 | BOBCAT INVITATIONAL - BASKETBALL TOURNAMENT | 11/14/2025 | R | 300.00 | 461 |
| | | | | | | Totals for 5943 | | 300.00 | |
| GENERAL | 51 | 5944 | FRONTIER COMMUNICATI | 0 | SERVICE FROM 11-01-25 TO 11-30-25 ACCT#210-188-1207-022210-5 | 11/14/2025 | R | 4,496.77 | 199 |
| | | | | | | Totals for 5944 | | 4,496.77 | |
| CAMPUS ACTIVITY | 00 | 5945 | HOPS PROPANE LLC | 222600031 | HOPS PROPANE - BARN | 11/14/2025 | R | 48.00 | 461 |
| | | | | | | Totals for 5945 | | 48.00 | |
| GENERAL | 53 | 5946 | HOWARD TECHNOLOGY SO | 142600024 | MICROSOFT SURFACE PRO ; UAG PLASMA SERIES RUGGED CASE AND MICROSOFT SURFACE PRO KEYBOARD QUOTE NO: AB11 1577938.00 | 11/14/2025 | R | 287.00 | 199 |

| FND | FC | CHECK | | PO INVOICE | | CHECK | CHE | AMOUNT | FND |
|-----------------|----|--------|----------------------|------------|--|-----------------|-----|----------|-----|
| | | NUMBER | VENDOR | NUMBER | DESCRIPTION | DATE | TYP | | |
| GENERAL | 53 | 5946 | HOWARD TECHNOLOGY SO | 142600024 | MICROSOFT SURFACE PRO ; UAG PLASMA SERIES RUGGED CASE AND MICROSOFT SURFACE PRO KEYBOARD QUOTE NO: AB11 1577938.00 | 11/14/2025 | R | 1,413.00 | 199 |
| | | | | | | Totals for 5946 | | 1,700.00 | |
| GENERAL | 36 | 5947 | JAMES EMANUEL CARGIL | 0 | 10/31/25 EMS STAND BY FOOTBALL VARSITY GAME | 11/14/2025 | R | 100.00 | 199 |
| | | | | | | Totals for 5947 | | 100.00 | |
| GENERAL | 11 | 5948 | JOSTENS | 12600039 | HS GRADUATION BPO | 11/14/2025 | R | 3,282.95 | 199 |
| | | | | | | Totals for 5948 | | 3,282.95 | |
| GENERAL | 23 | 5949 | KELLEY'S COUNTRY COO | 0 | SFHS THANKSGIVING STAFF LUNCH PLEASE SEND THE CHECK TO THE HS CAMPUS - PAYMENT IS DUE UPON DELIVERY OF LUNCH 11/18/2025 DELIVERY AT 10:30AM - 100 PEOPLE | 11/14/2025 | R | 1,334.00 | 199 |
| | | | | | | Totals for 5949 | | 1,334.00 | |
| GENERAL | 51 | 5950 | KING HOOD EXHAUST CL | 0 | FULL-SERVICE HOOD CLEANING-COWAN CAFE' | 11/14/2025 | R | 450.00 | 199 |
| | | | | | | Totals for 5950 | | 450.00 | |
| GENERAL | 51 | 5951 | MOORE SUPPLY CO | 9512600015 | BPO: PLUMBING MATERIALS, PARTS AND SUPPLIES 2025-2026 | 11/14/2025 | R | 33.31 | 199 |
| | | | | | | Totals for 5951 | | 33.31 | |
| CAMPUS ACTIVITY | 00 | 5952 | MUSIC AND ARTS CENTE | 12600014 | HS BAND BPO - SUPPLIES & REPAIRS | 11/14/2025 | R | 261.98 | 461 |
| | | | | | | Totals for 5952 | | 261.98 | |
| STUDENT ACT. | 00 | 5953 | NATIONAL FFA ORGANIZ | 0 | STUDENT JACKETS, TIES & SCARFS | 11/14/2025 | R | 1,813.00 | 865 |
| | | | | | | Totals for 5953 | | 1,813.00 | |
| GENERAL | 51 | 5954 | PHONOSCOPE, INC. | 0 | FIBER | 11/14/2025 | R | 2,569.00 | 199 |
| | | | | | | Totals for 5954 | | 2,569.00 | |
| GENERAL | 36 | 5955 | SMITH, BARBARA | 0 | JH GAME:#36, 38, 39 HS GAME: #37 | 11/14/2025 | R | 120.00 | 199 |
| GENERAL | 36 | 5955 | SMITH, BARBARA | 0 | JH GAME:#36, 38, 39 HS GAME: #37 | 11/14/2025 | R | 30.00 | 199 |
| | | | | | | Totals for 5955 | | 150.00 | |
| GENERAL | 41 | 5956 | TEXAS GULF COAST MAI | 0 | TASBO - TEXAS GULF COAST MAINTENENCE & OPERATIONS ASSOCIATION YEARLY MEMBERSHIP FEE - ALEX SANCHEZ | 11/14/2025 | R | 20.00 | 199 |
| | | | | | | Totals for 5956 | | 20.00 | |
| GENERAL | 41 | 5957 | TEXAS DEPT OF PUBLIC | 0 | Clearinghouse Record Retrieval | 11/14/2025 | R | 24.00 | 199 |
| | | | | | | Totals for 5957 | | 24.00 | |
| CAMPUS ACTIVITY | 00 | 5958 | TEXAS FIRST BANK OF | 0 | SFISD TEXAS FIRST BANK OF SANTA FE - HIGHSCHOOL CHANGE ORDER FORM PENNIES- \$6.00 NICKELS- \$10.00 DIMES- \$20.00 QUARTERS- \$70.00 COIN TOTAL- \$106.00 ONES- \$74.00 FIVES- \$20.00 CURRENCY TOTAL- \$94.00 GRAND TOTAL- \$200.00 | 11/14/2025 | R | 200.00 | 461 |
| CAMPUS ACTIVITY | 00 | 5958 | TEXAS FIRST BANK OF | 0 | SFJH - BOOKFAIR CHANGE FUND REQUEST | 11/14/2025 | R | 200.00 | 461 |
| | | | | | | Totals for 5958 | | 400.00 | |

| <u>FND</u> | <u>FC</u> | <u>CHECK</u> <u>NUMBER</u> | <u>VENDOR</u> | <u>PO</u> <u>NUMBER</u> | <u>INVOICE</u> <u>DESCRIPTION</u> | <u>CHECK</u> <u>DATE</u> | <u>CHE</u> <u>TYP</u> | <u>AMOUNT</u> | <u>FND</u> |
|-----------------|-----------|-------------------------------|----------------------|----------------------------|---|-----------------------------|--------------------------|-----------------|------------|
| GENERAL | 36 | 5959 | TOUCHECK, WILLIAM | 0 | EMS STANDBY FOOTBALL VARSITY 10-31-25 | 11/14/2025 | R | 100.00 | 199 |
| | | | | | | | | Totals for 5959 | 100.00 |
| GENERAL | 51 | 5960 | WATCHFIRE ENTERPRISE | 0 | CONTRACTED SERVICE REPAIR-HS BASEBALL SCOREBOARD | 11/14/2025 | R | 1,767.91 | 199 |
| | | | | | | | | Totals for 5960 | 1,767.91 |
| CAMPUS ACTIVITY | 00 | 5961 | WENGER CORPORATION | 1052600013 | BARNETT MUSIC RISERS - PAYNE GRANT QUOTE NUMBER - 3368458 | 11/14/2025 | R | 9,738.54 | 461 |
| | | | | | | | | Totals for 5961 | 9,738.54 |
| GENERAL | 36 | 5962 | ATHLETIC SUPPLY INC | 912600033 | ATHLETICS - GIRLS BASKETBALL PRACTICE UNIFORMS | 11/21/2025 | R | 1,822.41 | 199 |
| | | | | | | | | Totals for 5962 | 1,822.41 |
| GENERAL | 36 | 5963 | CHANCELLORS FAMILY C | 0 | SANTA FE HIGH SCHOOL ENTRY FEE FOR CHANCELLORS INVITATIONAL TOURNAMENTS (\$195 EACH) JV FEB 19 - MISSOURI CITY JV MARCH 19 - MISSOURI CITY JV APRIL 9 - MISSOURI CITY | 11/21/2025 | R | 585.00 | 199 |
| | | | | | | | | Totals for 5963 | 585.00 |
| GENERAL | 35 | 5964 | CHICK-FIL-A | 0 | food for cowan | 11/21/2025 | R | 247.50 | 199 |
| | | | | | | | | Totals for 5964 | 247.50 |
| GENERAL | 34 | 5965 | CINTAS CORPORATION | 9302600050 | BPO: CONTRACTED SERVICES UNIFORM RENTAL | 11/21/2025 | R | 79.30 | 199 |
| | | | | | | | | Totals for 5965 | 79.30 |
| GENERAL | 11 | 5966 | COLLEGE OF THE MAINL | 0 | SFISD- COLLEGIATE HIGH SCHOOL 41 STUDENTS ENROLLED @ \$2700/EACH | 11/21/2025 | R | 110,700.00 | 199 |
| | | | | | | | | Totals for 5966 | 110,700.00 |
| GENERAL | 53 | 5967 | CRW CONSULTING, LLC | 0 | YEAR 29 E-RATE CONSULTING, 1ST INVOICE | 11/21/2025 | R | 3,000.00 | 199 |
| | | | | | | | | Totals for 5967 | 3,000.00 |
| GENERAL | 11 | 5968 | H&H MUSIC | 412600029 | SFJH - BPO FOR 2025 - 2026 BAND SUPPLIES/REPAIRS | 11/21/2025 | R | 151.50 | 199 |
| GENERAL | 11 | 5968 | H&H MUSIC | 412600029 | SFJH - BPO FOR 2025 - 2026 BAND SUPPLIES/REPAIRS | 11/21/2025 | R | 22.95 | 199 |
| | | | | | | | | Totals for 5968 | 174.45 |
| GENERAL | 34 | 5969 | HARRIS COUNTY TOLL R | 9302600011 | BPO: DISTRICT TOLL ROAD CHARGES | 11/21/2025 | R | 84.27 | 199 |
| | | | | | | | | Totals for 5969 | 84.27 |
| FOD SVC | 35 | 5970 | KING HOOD EXHAUST CL | 0 | CLEANING OF HS VENT A HOOD | 11/21/2025 | R | 400.00 | 240 |
| | | | | | | | | Totals for 5970 | 400.00 |
| CAMPUS ACTIVITY | 00 | 5971 | LEE COLLEGE DISTRICT | 0 | 4TH ANNUAL LEE COLLEGE CHRISTMAS CLASSIC 12/29-30/2025 ATTN: ATHLETIC DIRECTOR, NICK WADE | 11/21/2025 | R | 450.00 | 461 |
| | | | | | | | | Totals for 5971 | 450.00 |
| GENERAL | 51 | 5972 | MOORE SUPPLY CO | 9512600015 | BPO: PLUMBING MATERIALS, PARTS AND SUPPLIES 2025-2026 | 11/21/2025 | R | 28.00 | 199 |
| GENERAL | 51 | 5972 | MOORE SUPPLY CO | 9512600015 | BPO: PLUMBING MATERIALS, PARTS AND SUPPLIES 2025-2026 | 11/21/2025 | R | 150.71 | 199 |
| GENERAL | 51 | 5972 | MOORE SUPPLY CO | 9512600015 | BPO: PLUMBING MATERIALS, PARTS AND SUPPLIES 2025-2026 | 11/21/2025 | R | 32.03 | 199 |
| | | | | | | | | Totals for 5972 | 210.74 |
| GENERAL | 11 | 5973 | NCCER | 0 | PROGRAM - INTRODUCTION TO HAND TOOLS & POWER TOOLS | 11/21/2025 | R | 44.00 | 199 |

| FND | FC | CHECK | | PO INVOICE | | CHECK | CHE | AMOUNT | FND |
|-----------------|----|-----------|----------------------|------------|---|----------------------|-----|-----------|-----|
| | | NUMBER | VENDOR | NUMBER | DESCRIPTION | DATE | TYP | | |
| | | | | | | Totals for 5973 | | 44.00 | |
| CAMPUS ACTIVITY | 00 | 5974 | PROMAXIMA FITNESS, I | 912600026 | ATH - SHEPHERD ILLUMINATION GRANT | 11/21/2025 | R | 2,467.00 | 461 |
| | | | | | | Totals for 5974 | | 2,467.00 | |
| GENERAL | 36 | 5975 | SMITH, BARBARA | 0 | PAY VOUCHER FOR: GAME# 42: 10/31/25: Varsity FB tickets Game# 44: 11/5/25: JV FB tickets Game# 45: 11/7/25: HS GBKB - scorekeeper | 11/21/2025 | R | 135.00 | 199 |
| GENERAL | 36 | 5975 | SMITH, BARBARA | 0 | GR#46 11/14/25 -CLOCK - BBKB - HS GR#47 11/18/25 -CLOCK - GBKB - HS | 11/21/2025 | R | 120.00 | 199 |
| | | | | | | Totals for 5975 | | 255.00 | |
| CAMPUS ACTIVITY | 00 | 5976 | SPORT SUPPLY GROUP, | 912600020 | ATH - GATORADE AND PROTEIN SHAKES | 11/21/2025 | R | 1,135.00 | 461 |
| | | | | | | Totals for 5976 | | 1,135.00 | |
| GENERAL | 34 | 5977 | ST. ELIZABETH URGENT | 9302600059 | BPO: DOT PHYSICALS | 11/21/2025 | R | 150.00 | 199 |
| | | | | | | Totals for 5977 | | 150.00 | |
| GENERAL | 34 | 5978 | SYMMETRY ENERGY SOLU | 0 | SERVICE FROM 10-01-25 TO 10-31-25 3701 PECK STREET A | 11/21/2025 | R | 1,881.57 | 199 |
| GENERAL | 51 | 5978 | SYMMETRY ENERGY SOLU | 0 | SERVICE FROM 10-01-25 TO 10-31-25 16000 HWY 6 | 11/21/2025 | R | 1,047.93 | 199 |
| | | | | | | Totals for 5978 | | 2,929.50 | |
| GENERAL | 41 | 5979 | TASB, INC | 0 | TASB Localized Update 126 | 11/21/2025 | R | 3,915.00 | 199 |
| GENERAL | 41 | 5979 | TASB, INC | 0 | LEGAL ASSISTANCE FUND 2026 | 11/21/2025 | R | 350.00 | 199 |
| | | | | | | Totals for 5979 | | 4,265.00 | |
| GENERAL | 36 | 5980 | TASO BASEBALL HOUSTO | 0 | SCRIMMAGES 1/31/26 SFISD 3 HOURS VARSITY | 11/21/2025 | R | 130.00 | 199 |
| | | | | | | Totals for 5980 | | 130.00 | |
| GENERAL | 51 | 5981 | TEXAS DEPARTMENT OF | 0 | LONG DISTANCE SERVICE 10-01-25 TO 10-31-25 | 11/21/2025 | R | 204.68 | 199 |
| | | | | | | Totals for 5981 | | 204.68 | |
| GENERAL | 41 | 5982 | TX ASSOC. OF SCHOOL | 0 | TASB MEMBERSHIP 2026 | 11/21/2025 | R | 11,000.00 | 199 |
| | | | | | | Totals for 5982 | | 11,000.00 | |
| CAMPUS ACTIVITY | 00 | 5983 | TEXAS CITY ISD ATHLE | 0 | SFHS FRESHMAN BASKETBALL TOURNAMENT DEC. 4-6TH | 11/21/2025 | R | 300.00 | 461 |
| | | | | | | Totals for 5983 | | 300.00 | |
| CAMPUS ACTIVITY | 00 | 5984 | TMEA REGION 17 BAND | 0 | REGION BAND AUDITION ENTRIES | 11/21/2025 | R | 200.00 | 461 |
| | | | | | | Totals for 5984 | | 200.00 | |
| FORMULA | 11 | 5985 | YVETTE MARIE VASQUEZ | 0 | CONSULTATION, COACHING AND SUPPORT WITH DISTRICT STAFF AND ELEMENTARY & JR HIGH | 11/21/2025 | R | 1,045.00 | 224 |
| | | | | | | Totals for 5985 | | 1,045.00 | |
| GENERAL | 36 | 5986 | TASO BASEBALL HOUSTO | 0 | SCRIMMAGE 2/13/26 SFISD BASEBALL 3 HOURS VARSITY | 11/21/2025 | R | 130.00 | 199 |
| | | | | | | Totals for 5986 | | 130.00 | |
| GENERAL | 36 | 5987 | TASO BASEBALL HOUSTO | 0 | SCRIMMAGE 2/9/26 SFISD BASEBALL 3 HOURS VARSITY | 11/21/2025 | R | 130.00 | 199 |
| | | | | | | Totals for 5987 | | 130.00 | |
| GENERAL | 51 | 252600577 | ADVANTAGE INTERESTS, | 9512600030 | BPO: MONTHLY BURGLAR ALARM MONITORING CONTRACT-DISTRICE WIDE 2025-2026 | 11/07/2025 | A | 315.00 | 199 |
| GENERAL | 51 | 252600577 | ADVANTAGE INTERESTS, | 9512600030 | BPO: MONTHLY BURGLAR ALARM MONITORING CONTRACT-DISTRICE WIDE 2025-2026 | 11/07/2025 | A | 40.00 | 199 |
| | | | | | | Totals for 252600577 | | 355.00 | |

| FND | FC | CHECK | | PO INVOICE | | CHECK DATE | CHE TYP | AMOUNT | FND |
|-----------------|----|-----------|----------------------|------------|--|------------|---------|----------------------|-----------|
| | | NUMBER | VENDOR | NUMBER | DESCRIPTION | | | | |
| GENERAL | 36 | 252600578 | ALL AMERICAN SPORTS | 0 | SFHS SBALL HELMET DECALS 2" CHROME | 11/07/2025 | A | 126.50 | 199 |
| | | | | | | | | Totals for 252600578 | 126.50 |
| GENERAL | 34 | 252600579 | ALLEN AND KERBER AUT | 9302600072 | BPO: BUS PARTS | 11/07/2025 | A | 150.62 | 199 |
| GENERAL | 34 | 252600579 | ALLEN AND KERBER AUT | 9302600072 | BPO: BUS PARTS | 11/07/2025 | A | 193.62 | 199 |
| | | | | | | | | Totals for 252600579 | 344.24 |
| GENERAL | 11 | 252600580 | ALLTEX WELDING SUPPL | 222600012 | BPO - CYLINDER RENTALS | 11/07/2025 | A | 193.97 | 199 |
| GENERAL | 11 | 252600580 | ALLTEX WELDING SUPPL | 222600012 | BPO - CYLINDER RENTALS | 11/07/2025 | A | 95.27 | 199 |
| GENERAL | 11 | 252600580 | ALLTEX WELDING SUPPL | 222600012 | BPO - CYLINDER RENTALS | 11/07/2025 | A | 134.29 | 199 |
| GENERAL | 11 | 252600580 | ALLTEX WELDING SUPPL | 222600027 | WELDING / AG MECH SUPPLIES | 11/07/2025 | A | 68.91 | 199 |
| GENERAL | 11 | 252600580 | ALLTEX WELDING SUPPL | 222600027 | WELDING / AG MECH SUPPLIES | 11/07/2025 | A | 71.50 | 199 |
| GENERAL | 11 | 252600580 | ALLTEX WELDING SUPPL | 222600027 | WELDING / AG MECH SUPPLIES | 11/07/2025 | A | 74.51 | 199 |
| CAMPUS ACTIVITY | 00 | 252600580 | ALLTEX WELDING SUPPL | 222600034 | MATERIALS FOR HS WELDING / CTE | 11/07/2025 | A | 3,836.95 | 461 |
| | | | | | | | | Totals for 252600580 | 4,475.40 |
| CAMPUS ACTIVITY | 00 | 252600581 | AMERICAN TRAFFIC SOL | 0 | STOP ARM | 11/07/2025 | A | 1,815.00 | 461 |
| | | | | | | | | Totals for 252600581 | 1,815.00 |
| GENERAL | 51 | 252600582 | AMERIWASTE, INC. | 9512600004 | BPO: SOLID WASTE MANAGEMENT SERVICES 2025-2026 | 11/07/2025 | A | 3,401.50 | 199 |
| GENERAL | 51 | 252600582 | AMERIWASTE, INC. | 9512600004 | BPO: SOLID WASTE MANAGEMENT SERVICES 2025-2026 | 11/07/2025 | A | 183.00 | 199 |
| | | | | | | | | Totals for 252600582 | 3,584.50 |
| IMA | 11 | 252600583 | AMPLIFY EDUCATION, I | 132600017 | READING LICENSE RENEWAL - ELEM. | 11/07/2025 | A | 6,899.70 | 410 |
| IMA | 11 | 252600583 | AMPLIFY EDUCATION, I | 132600017 | READING LICENSE RENEWAL - ELEM. | 11/07/2025 | A | 6,899.70 | 410 |
| IMA | 11 | 252600583 | AMPLIFY EDUCATION, I | 132600017 | READING LICENSE RENEWAL - ELEM. | 11/07/2025 | A | 6,899.70 | 410 |
| | | | | | | | | Totals for 252600583 | 20,699.10 |
| GENERAL | 34 | 252600584 | ARROW GLASS | 9302600041 | BPO: GLASS REPAIRS | 11/07/2025 | A | 245.00 | 199 |
| | | | | | | | | Totals for 252600584 | 245.00 |
| FOD SVC | 35 | 252600587 | BROTHERS PRODUCE, IN | 2402600015 | BPO: PRODUCE SERVERED IN CAFE SY25-26 | 11/07/2025 | A | 173.25 | 240 |
| FOD SVC | 35 | 252600587 | BROTHERS PRODUCE, IN | 2402600015 | BPO: PRODUCE SERVERED IN CAFE SY25-26 | 11/07/2025 | A | 99.00 | 240 |
| FOD SVC | 35 | 252600587 | BROTHERS PRODUCE, IN | 2402600015 | BPO: PRODUCE SERVERED IN CAFE SY25-26 | 11/07/2025 | A | 173.25 | 240 |
| FOD SVC | 35 | 252600587 | BROTHERS PRODUCE, IN | 2402600016 | BPO: PRODUCE SERVERED IN CAFE SY25-26 | 11/07/2025 | A | 152.25 | 240 |
| FOD SVC | 35 | 252600587 | BROTHERS PRODUCE, IN | 2402600016 | BPO: PRODUCE SERVERED IN CAFE SY25-26 | 11/07/2025 | A | 235.25 | 240 |
| FOD SVC | 35 | 252600587 | BROTHERS PRODUCE, IN | 2402600017 | BPO: PRODUCE SERVERED IN CAFE SY25-26 | 11/07/2025 | A | 143.50 | 240 |
| FOD SVC | 35 | 252600587 | BROTHERS PRODUCE, IN | 2402600017 | BPO: PRODUCE SERVERED IN CAFE SY25-26 | 11/07/2025 | A | 228.00 | 240 |
| FOD SVC | 35 | 252600587 | BROTHERS PRODUCE, IN | 2402600018 | BPO: PRODUCE SERVERED IN CAFE SY25-26 | 11/07/2025 | A | 105.00 | 240 |
| FOD SVC | 35 | 252600587 | BROTHERS PRODUCE, IN | 2402600018 | BPO: PRODUCE SERVERED IN CAFE SY25-26 | 11/07/2025 | A | 105.00 | 240 |
| FOD SVC | 35 | 252600587 | BROTHERS PRODUCE, IN | 2402600019 | BPO: PRODUCE SERVERED IN CAFE SY25-26 | 11/07/2025 | A | 167.00 | 240 |
| FOD SVC | 35 | 252600587 | BROTHERS PRODUCE, IN | 2402600019 | BPO: PRODUCE SERVERED IN CAFE SY25-26 | 11/07/2025 | A | 145.00 | 240 |
| FOD SVC | 35 | 252600587 | BROTHERS PRODUCE, IN | 2402600019 | BPO: PRODUCE SERVERED IN CAFE SY25-26 | 11/07/2025 | A | 111.00 | 240 |
| | | | | | | | | Totals for 252600587 | 1,837.50 |

| FND | FC | CHECK | | PO INVOICE | | CHECK | CHE | AMOUNT | FND |
|---------|----|-----------|----------------------|------------|--|------------|-----|----------------------|-----------|
| | | NUMBER | VENDOR | NUMBER | DESCRIPTION | DATE | TYP | | |
| GENERAL | 51 | 252600588 | BUGWACKER TERMITE & | 9902600005 | BPO: PEST CONTROL SERVICES 2025-2026 | 11/07/2025 | A | 2,200.00 | 199 |
| | | | | | | | | Totals for 252600588 | 2,200.00 |
| GENERAL | 34 | 252600589 | CHALKS TRUCK PARTS, | 9302600054 | BPO: PARTS | 11/07/2025 | A | 2,098.44 | 199 |
| | | | | | | | | Totals for 252600589 | 2,098.44 |
| GENERAL | 51 | 252600590 | CHEM-AQUA, INC. | 9512600012 | BPO: CONTRACTED MONTHLY WATER TREATMENT PROGRAM 2025-2026 | 11/07/2025 | A | 867.91 | 199 |
| | | | | | | | | Totals for 252600590 | 867.91 |
| GENERAL | 41 | 252600591 | DELL MARKETING L.P. | 7512600025 | DELL PRO 13 PLUS PB13250 DELL PRO DOCK - WD25 | 11/07/2025 | A | 1,252.00 | 199 |
| | | | | | | | | Totals for 252600591 | 1,252.00 |
| GENERAL | 34 | 252600592 | FUELMAN FLEET PROGRA | 9302600010 | BPO: FUELMAN FLEET PROGRAM | 11/07/2025 | A | 110.03 | 199 |
| | | | | | | | | Totals for 252600592 | 110.03 |
| GENERAL | 34 | 252600593 | GASS AUTOMOTIVE, INC | 0 | BPO: PARTS | 11/07/2025 | A | 285.00 | 199 |
| | | | | | | | | Totals for 252600593 | 285.00 |
| GENERAL | 51 | 252600594 | GLASS & GLAZING, INC | 9512600022 | BPO: GLASS REPLACEMENT DISTRICT-WIDE 2025-2026 | 11/07/2025 | A | 227.00 | 199 |
| GENERAL | 51 | 252600594 | GLASS & GLAZING, INC | 9512600022 | BPO: GLASS REPLACEMENT DISTRICT-WIDE 2025-2026 | 11/07/2025 | A | 727.00 | 199 |
| | | | | | | | | Totals for 252600594 | 954.00 |
| FOD SVC | 35 | 252600595 | GOLD STAR FOODS | 2402600023 | BPO: COMMODITY STORAGE AND DELIVERY SY25/26 | 11/07/2025 | A | 164.50 | 240 |
| FOD SVC | 35 | 252600595 | GOLD STAR FOODS | 2402600023 | BPO: COMMODITY STORAGE AND DELIVERY SY25/26 | 11/07/2025 | A | 303.88 | 240 |
| | | | | | | | | Totals for 252600595 | 468.38 |
| FOD SVC | 35 | 252600597 | GORDON FOOD SERVICE, | 2402600001 | BPO: FOOD AND SUPPLIES USED IN MEAL SERVICE SY25-26 | 11/07/2025 | A | 3,216.05 | 240 |
| FOD SVC | 35 | 252600597 | GORDON FOOD SERVICE, | 2402600001 | BPO: FOOD AND SUPPLIES USED IN MEAL SERVICE SY25-26 | 11/07/2025 | A | 583.70 | 240 |
| FOD SVC | 35 | 252600597 | GORDON FOOD SERVICE, | 2402600001 | BPO: FOOD AND SUPPLIES USED IN MEAL SERVICE SY25-26 | 11/07/2025 | A | -28.75 | 240 |
| FOD SVC | 35 | 252600597 | GORDON FOOD SERVICE, | 2402600002 | BPO: FOOD AND SUPPLIES USED IN MEAL SERVICE SY25-26 | 11/07/2025 | A | 3,977.64 | 240 |
| FOD SVC | 35 | 252600597 | GORDON FOOD SERVICE, | 2402600002 | BPO: FOOD AND SUPPLIES USED IN MEAL SERVICE SY25-26 | 11/07/2025 | A | 339.42 | 240 |
| FOD SVC | 35 | 252600597 | GORDON FOOD SERVICE, | 2402600003 | BPO: FOOD AND SUPPLIES USED IN MEAL SERVICE SY25-26 | 11/07/2025 | A | 3,190.99 | 240 |
| FOD SVC | 35 | 252600597 | GORDON FOOD SERVICE, | 2402600003 | BPO: FOOD AND SUPPLIES USED IN MEAL SERVICE SY25-26 | 11/07/2025 | A | 424.21 | 240 |
| FOD SVC | 35 | 252600597 | GORDON FOOD SERVICE, | 2402600003 | BPO: FOOD AND SUPPLIES USED IN MEAL SERVICE SY25-26 | 11/07/2025 | A | -28.75 | 240 |
| FOD SVC | 35 | 252600597 | GORDON FOOD SERVICE, | 2402600004 | BPO: FOOD AND SUPPLIES USED IN MEAL SERVICE SY25-26 | 11/07/2025 | A | 5,169.64 | 240 |
| FOD SVC | 35 | 252600597 | GORDON FOOD SERVICE, | 2402600004 | BPO: FOOD AND SUPPLIES USED IN MEAL SERVICE SY25-26 | 11/07/2025 | A | 544.81 | 240 |
| FOD SVC | 35 | 252600597 | GORDON FOOD SERVICE, | 2402600005 | BPO: FOOD AND SUPPLIES USED IN MEAL SERVICE SY25-26 | 11/07/2025 | A | 10,401.81 | 240 |
| FOD SVC | 35 | 252600597 | GORDON FOOD SERVICE, | 2402600005 | BPO: FOOD AND SUPPLIES USED IN MEAL SERVICE SY25-26 | 11/07/2025 | A | 753.92 | 240 |
| GENERAL | 35 | 252600597 | GORDON FOOD SERVICE, | 7512600012 | 25-26 BPO COWAN CAFE | 11/07/2025 | A | 901.69 | 199 |
| GENERAL | 35 | 252600597 | GORDON FOOD SERVICE, | 7512600012 | 25-26 BPO COWAN CAFE | 11/07/2025 | A | 140.89 | 199 |
| | | | | | | | | Totals for 252600597 | 29,587.27 |
| GENERAL | 51 | 252600598 | GRAINGER, INC. | 9512600017 | BPO: GENERAL MAINTENANCE PARTS, MATERIALS AND SUPPLIES | 11/07/2025 | A | 41.04 | 199 |
| GENERAL | 51 | 252600598 | GRAINGER, INC. | 9512600017 | BPO: GENERAL MAINTENANCE PARTS, MATERIALS AND SUPPLIES | 11/07/2025 | A | 124.78 | 199 |

| FND | FC | CHECK | | PO INVOICE | | CHECK DATE | CHE TYP | AMOUNT | FND |
|---------|----|-----------|----------------------|------------|--|------------|---------|----------------------|-----------|
| | | NUMBER | VENDOR | NUMBER | DESCRIPTION | | | | |
| | | | | | | | | Totals for 252600598 | 165.82 |
| FOD SVC | 35 | 252600599 | HILAND DAIRY FOODS C | 2402600026 | BPO: MILK SERVED IN CAFES SY25/26 | 11/07/2025 | A | 1,083.21 | 240 |
| FOD SVC | 35 | 252600599 | HILAND DAIRY FOODS C | 2402600026 | BPO: MILK SERVED IN CAFES SY25/26 | 11/07/2025 | A | 3,340.31 | 240 |
| FOD SVC | 35 | 252600599 | HILAND DAIRY FOODS C | 2402600026 | BPO: MILK SERVED IN CAFES SY25/26 | 11/07/2025 | A | 4,087.33 | 240 |
| FOD SVC | 35 | 252600599 | HILAND DAIRY FOODS C | 2402600026 | BPO: MILK SERVED IN CAFES SY25/26 | 11/07/2025 | A | 4,151.63 | 240 |
| FOD SVC | 35 | 252600599 | HILAND DAIRY FOODS C | 2402600026 | BPO: MILK SERVED IN CAFES SY25/26 | 11/07/2025 | A | 3,879.75 | 240 |
| | | | | | | | | Totals for 252600599 | 16,542.23 |
| GENERAL | 34 | 252600600 | HOLT TRUCK CENTERS O | 9302600063 | BPO: PARTS | 11/07/2025 | A | 323.96 | 199 |
| GENERAL | 34 | 252600600 | HOLT TRUCK CENTERS O | 9302600063 | BPO: PARTS | 11/07/2025 | A | 165.44 | 199 |
| GENERAL | 34 | 252600600 | HOLT TRUCK CENTERS O | 9302600063 | BPO: PARTS | 11/07/2025 | A | 496.92 | 199 |
| GENERAL | 34 | 252600600 | HOLT TRUCK CENTERS O | 9302600063 | BPO: PARTS | 11/07/2025 | A | 138.36 | 199 |
| | | | | | | | | Totals for 252600600 | 1,124.68 |
| GENERAL | 41 | 252600601 | JD PALATINE LLC | 0 | Criminal History | 11/07/2025 | A | 67.10 | 199 |
| | | | | | | | | Totals for 252600601 | 67.10 |
| FOD SVC | 35 | 252600602 | JEAN'S RESTAURANT SU | 2402600025 | DISH MACHINE FOR RJW KITCHEN | 11/07/2025 | A | 41,895.94 | 240 |
| | | | | | | | | Totals for 252600602 | 41,895.94 |
| GENERAL | 34 | 252600603 | JOE'S BODY SHOP | 0 | BPO: PARTS | 11/07/2025 | A | 1,107.58 | 199 |
| | | | | | | | | Totals for 252600603 | 1,107.58 |
| GENERAL | 51 | 252600604 | JOHNSON HVAC DISTRIB | 0 | ACETYLENE, OXYGEN AND NITROGEN GASES, PRESSURE SWITCH | 11/07/2025 | A | 238.88 | 199 |
| GENERAL | 51 | 252600604 | JOHNSON HVAC DISTRIB | 0 | HVAC PARTS AND SUPPLIES 2025-2026 | 11/07/2025 | A | 16.04 | 199 |
| | | | | | | | | Totals for 252600604 | 254.92 |
| GENERAL | 11 | 252600605 | J W PEPPER AND SON, | 412600030 | SFJH - BPO FOR 2025 - 2026 BAND MUSIC | 11/07/2025 | A | 65.00 | 199 |
| GENERAL | 11 | 252600605 | J W PEPPER AND SON, | 412600030 | SFJH - BPO FOR 2025 - 2026 BAND MUSIC | 11/07/2025 | A | 64.20 | 199 |
| | | | | | | | | Totals for 252600605 | 129.20 |
| GENERAL | 52 | 252600606 | MICRO INTEGRATION & | 7512600028 | MILESTONE CARE PLUS RENEWAL THRU 10/31/26 ONE YEAR CARE PLUS FOR XPROTECT PROFESSIONAL + | 11/07/2025 | A | 20,878.00 | 199 |
| | | | | | | | | Totals for 252600606 | 20,878.00 |
| GENERAL | 51 | 252600607 | MINER, LTD. | 0 | CONTRACTED SERVICE REPAIR TO DOOR#4 - TRANSPORTATION FACILITY | 11/07/2025 | A | 1,036.72 | 199 |
| | | | | | | | | Totals for 252600607 | 1,036.72 |
| GENERAL | 51 | 252600610 | O'REILLY AUTO PARTS | 0 | A38 - HI-PWR BELT (JH MDF ROOM) | 11/07/2025 | A | 10.79 | 199 |
| GENERAL | 34 | 252600610 | O'REILLY AUTO PARTS | 9302600042 | BPO: AUTO & BUS PARTS | 11/07/2025 | A | 44.12 | 199 |
| GENERAL | 34 | 252600610 | O'REILLY AUTO PARTS | 9302600042 | BPO: AUTO & BUS PARTS | 11/07/2025 | A | 79.90 | 199 |
| GENERAL | 34 | 252600610 | O'REILLY AUTO PARTS | 9302600042 | BPO: AUTO & BUS PARTS | 11/07/2025 | A | 31.92 | 199 |
| GENERAL | 34 | 252600610 | O'REILLY AUTO PARTS | 9302600042 | BPO: AUTO & BUS PARTS | 11/07/2025 | A | 112.50 | 199 |
| GENERAL | 34 | 252600610 | O'REILLY AUTO PARTS | 9302600042 | BPO: AUTO & BUS PARTS | 11/07/2025 | A | 32.52 | 199 |
| GENERAL | 34 | 252600610 | O'REILLY AUTO PARTS | 9302600042 | BPO: AUTO & BUS PARTS | 11/07/2025 | A | 149.18 | 199 |
| GENERAL | 34 | 252600610 | O'REILLY AUTO PARTS | 9302600042 | BPO: AUTO & BUS PARTS | 11/07/2025 | A | 66.00 | 199 |
| GENERAL | 34 | 252600610 | O'REILLY AUTO PARTS | 9302600042 | BPO: AUTO & BUS PARTS | 11/07/2025 | A | 27.45 | 199 |
| GENERAL | 34 | 252600610 | O'REILLY AUTO PARTS | 9302600058 | BPO: AUTO & BUS SUPPLIES | 11/07/2025 | A | 31.96 | 199 |
| GENERAL | 34 | 252600610 | O'REILLY AUTO PARTS | 9302600058 | BPO: AUTO & BUS SUPPLIES | 11/07/2025 | A | 47.96 | 199 |
| GENERAL | 34 | 252600610 | O'REILLY AUTO PARTS | 9302600058 | BPO: AUTO & BUS SUPPLIES | 11/07/2025 | A | 133.97 | 199 |

| FND | FC | CHECK | | PO INVOICE | | CHECK | CHE | AMOUNT | FND |
|-----------------|----|-----------|------------------------|------------|---|------------|-----|----------------------|-----------|
| | | NUMBER | VENDOR | NUMBER | DESCRIPTION | DATE | TYP | | |
| GENERAL | 34 | 252600610 | O'REILLY AUTO PARTS | 9302600058 | BPO: AUTO & BUS SUPPLIES | 11/07/2025 | A | 67.06 | 199 |
| | | | | | | | | Totals for 252600610 | 835.33 |
| GENERAL | 51 | 252600611 | PARTS TOWN, LLC | 0 | MB19-13854 - FAN DELAY #103079009 WITT | 11/07/2025 | A | 261.60 | 199 |
| | | | | | | | | Totals for 252600611 | 261.60 |
| GENERAL | 00 | 252600612 | PERDUE, BRANDON, FIELD | 0 | October 2025 Tax Office Attorney Fees Collected | 11/07/2025 | A | 24,293.99 | 199 |
| GENERAL | 00 | 252600612 | PERDUE, BRANDON, FIELD | 0 | October 2025 Tax Office Attorney Fees Collected | 11/07/2025 | A | 30.96 | 199 |
| | | | | | | | | Totals for 252600612 | 24,324.95 |
| GENERAL | 34 | 252600613 | PETROLEUM TRADERS CO | 0 | FUEL | 11/07/2025 | A | 15,039.63 | 199 |
| | | | | | | | | Totals for 252600613 | 15,039.63 |
| GENERAL | 34 | 252600614 | PINNACLE MEDICAL MAN | 9302600020 | BPO: ANNUAL/PRE-EMPLOYMENT & RANDOM DRUG SCREEN & ALCOHOL TESTING | 11/07/2025 | A | 110.00 | 199 |
| | | | | | | | | Totals for 252600614 | 110.00 |
| GENERAL | 53 | 252600615 | REGION IV ESC | 0 | PEIMS SUPPORT CONTRACTS 9/1/25 THROUGH 8/31/26 | 11/07/2025 | A | 5,750.00 | 199 |
| | | | | | | | | Totals for 252600615 | 5,750.00 |
| CAMPUS ACTIVITY | 00 | 252600616 | SOUTHERN FLORAL COMP | 222600009 | BPO - HS FLORAL SUPPLIES | 11/07/2025 | A | 264.01 | 461 |
| GENERAL | 11 | 252600616 | SOUTHERN FLORAL COMP | 222600009 | BPO - HS FLORAL SUPPLIES | 11/07/2025 | A | 316.82 | 199 |
| | | | | | | | | Totals for 252600616 | 580.83 |
| FOD SVC | 35 | 252600620 | SOUTHERN ICE CREAM C | 2402600011 | BPO: ICE CREAM SERVED IN CAFES SY25-26 | 11/07/2025 | A | 445.82 | 240 |
| FOD SVC | 35 | 252600620 | SOUTHERN ICE CREAM C | 2402600011 | BPO: ICE CREAM SERVED IN CAFES SY25-26 | 11/07/2025 | A | 393.15 | 240 |
| FOD SVC | 35 | 252600620 | SOUTHERN ICE CREAM C | 2402600011 | BPO: ICE CREAM SERVED IN CAFES SY25-26 | 11/07/2025 | A | 508.63 | 240 |
| FOD SVC | 35 | 252600620 | SOUTHERN ICE CREAM C | 2402600011 | BPO: ICE CREAM SERVED IN CAFES SY25-26 | 11/07/2025 | A | 404.91 | 240 |
| FOD SVC | 35 | 252600620 | SOUTHERN ICE CREAM C | 2402600012 | BPO: ICE CREAM SERVED IN CAFES SY25-26 | 11/07/2025 | A | 471.38 | 240 |
| FOD SVC | 35 | 252600620 | SOUTHERN ICE CREAM C | 2402600012 | BPO: ICE CREAM SERVED IN CAFES SY25-26 | 11/07/2025 | A | 299.40 | 240 |
| FOD SVC | 35 | 252600620 | SOUTHERN ICE CREAM C | 2402600012 | BPO: ICE CREAM SERVED IN CAFES SY25-26 | 11/07/2025 | A | 620.64 | 240 |
| FOD SVC | 35 | 252600620 | SOUTHERN ICE CREAM C | 2402600012 | BPO: ICE CREAM SERVED IN CAFES SY25-26 | 11/07/2025 | A | 339.34 | 240 |
| FOD SVC | 35 | 252600620 | SOUTHERN ICE CREAM C | 2402600013 | BPO: ICE CREAM SERVED IN CAFES SY25-26 | 11/07/2025 | A | 516.58 | 240 |
| FOD SVC | 35 | 252600620 | SOUTHERN ICE CREAM C | 2402600013 | BPO: ICE CREAM SERVED IN CAFES SY25-26 | 11/07/2025 | A | 278.35 | 240 |
| FOD SVC | 35 | 252600620 | SOUTHERN ICE CREAM C | 2402600013 | BPO: ICE CREAM SERVED IN CAFES SY25-26 | 11/07/2025 | A | 867.13 | 240 |
| FOD SVC | 35 | 252600620 | SOUTHERN ICE CREAM C | 2402600013 | BPO: ICE CREAM SERVED IN CAFES SY25-26 | 11/07/2025 | A | 286.75 | 240 |
| FOD SVC | 35 | 252600620 | SOUTHERN ICE CREAM C | 2402600014 | BPO: ICE CREAM SERVED IN CAFES SY25-26 | 11/07/2025 | A | 336.48 | 240 |
| FOD SVC | 35 | 252600620 | SOUTHERN ICE CREAM C | 2402600014 | BPO: ICE CREAM SERVED IN CAFES SY25-26 | 11/07/2025 | A | 332.16 | 240 |
| FOD SVC | 35 | 252600620 | SOUTHERN ICE CREAM C | 2402600014 | BPO: ICE CREAM SERVED IN CAFES SY25-26 | 11/07/2025 | A | 267.72 | 240 |
| FOD SVC | 35 | 252600620 | SOUTHERN ICE CREAM C | 2402600014 | BPO: ICE CREAM SERVED IN CAFES SY25-26 | 11/07/2025 | A | 624.70 | 240 |
| FOD SVC | 35 | 252600620 | SOUTHERN ICE CREAM C | 2402600014 | BPO: ICE CREAM SERVED IN CAFES SY25-26 | 11/07/2025 | A | 272.04 | 240 |

| FND | FC | CHECK NUMBER | VENDOR | PO NUMBER | INVOICE DESCRIPTION | CHECK DATE | CHE TYP | AMOUNT | FND |
|------------|----|--------------|----------------------|------------|---|------------|---------|----------------------|----------|
| | | | | | | | | Totals for 252600620 | 7,265.18 |
| GENERAL | 41 | 252600621 | THE DAILY NEWS | 0 | TUNED IN AD | 11/07/2025 | A | 101.43 | 199 |
| | | | | | | | | Totals for 252600621 | 101.43 |
| PRINT SHOP | 11 | 252600622 | THE STEWART ORGANIZA | 0 | WIDE FORMAT SERVICE CONTRACT | 11/07/2025 | A | 73.10 | 752 |
| PRINT SHOP | 11 | 252600622 | THE STEWART ORGANIZA | 0 | WIDE FORMAT SERVICE CONTRACT | 11/07/2025 | A | 66.18 | 752 |
| PRINT SHOP | 11 | 252600622 | THE STEWART ORGANIZA | 0 | WIDE FORMAT SERVICE CONTRACT | 11/07/2025 | A | 74.50 | 752 |
| PRINT SHOP | 11 | 252600622 | THE STEWART ORGANIZA | 0 | WIDE FORMAT SERVICE CONTRACT | 11/07/2025 | A | 160.06 | 752 |
| PRINT SHOP | 11 | 252600622 | THE STEWART ORGANIZA | 0 | WIDE FORMAT SERVICE CONTRACT | 11/07/2025 | A | 15.00 | 752 |
| | | | | | | | | Totals for 252600622 | 388.84 |
| GENERAL | 34 | 252600623 | THOMAS BUS GULF COAS | 9302600067 | BPO: PARTS | 11/07/2025 | A | 407.01 | 199 |
| GENERAL | 34 | 252600623 | THOMAS BUS GULF COAS | 9302600067 | BPO: PARTS | 11/07/2025 | A | 161.03 | 199 |
| GENERAL | 34 | 252600623 | THOMAS BUS GULF COAS | 9302600067 | BPO: PARTS | 11/07/2025 | A | 571.47 | 199 |
| GENERAL | 34 | 252600623 | THOMAS BUS GULF COAS | 9302600067 | BPO: PARTS | 11/07/2025 | A | 53.44 | 199 |
| GENERAL | 34 | 252600623 | THOMAS BUS GULF COAS | 9302600067 | BPO: PARTS | 11/07/2025 | A | 128.97 | 199 |
| GENERAL | 34 | 252600623 | THOMAS BUS GULF COAS | 9302600067 | BPO: PARTS | 11/07/2025 | A | -215.04 | 199 |
| | | | | | | | | Totals for 252600623 | 1,106.88 |
| GENERAL | 51 | 252600624 | UNIFY ENERGY SOLUTIO | 9512600048 | CONTRACTED SERVICE TO INSTALL THE RELIABLE SOFTWARE UPDATE THROUGH VPN ACCESS (BARNETT) | 11/07/2025 | A | 1,995.00 | 199 |
| | | | | | | | | Totals for 252600624 | 1,995.00 |
| GENERAL | 34 | 252600627 | ARNOLD OIL COMPANY O | 9302600056 | BPO: PARTS | 11/14/2025 | A | 159.98 | 199 |
| GENERAL | 34 | 252600627 | ARNOLD OIL COMPANY O | 9302600056 | BPO: PARTS | 11/14/2025 | A | 47.96 | 199 |
| | | | | | | | | Totals for 252600627 | 207.94 |
| GENERAL | 41 | 252600628 | BOTT, KEVIN | 0 | Varsity Football away at Baytown Lee in Baytown (10/23/25) ROUND TRIP 37.11/MI * 2 @ \$0.70/MI =\$51.95 TOTAL | 11/14/2025 | A | 51.95 | 199 |
| GENERAL | 41 | 252600628 | BOTT, KEVIN | 0 | Varsity Football away at Terry at Traylor Stadium in Rosenberg (11/6/25) - ROUNDTRIP 56.18/MI * 2 @ \$0.70/MI = \$78.65 TOTAL | 11/14/2025 | A | 78.65 | 199 |
| | | | | | | | | Totals for 252600628 | 130.60 |
| GENERAL | 51 | 252600629 | BUGWACKER TERMITE & | 9902600005 | BPO: PEST CONTROL SERVICES 2025-2026 | 11/14/2025 | A | 85.00 | 199 |
| GENERAL | 51 | 252600629 | BUGWACKER TERMITE & | 9902600005 | BPO: PEST CONTROL SERVICES 2025-2026 | 11/14/2025 | A | 180.00 | 199 |
| GENERAL | 51 | 252600629 | BUGWACKER TERMITE & | 9902600005 | BPO: PEST CONTROL SERVICES 2025-2026 | 11/14/2025 | A | 85.00 | 199 |
| | | | | | | | | Totals for 252600629 | 350.00 |
| GENERAL | 11 | 252600630 | CARD INTEGRATORS COR | 12600052 | HS FRONT OFFICE SUPPLIES - BADGE PRINTING RIBBON | 11/14/2025 | A | 970.00 | 199 |
| | | | | | | | | Totals for 252600630 | 970.00 |
| GENERAL | 51 | 252600631 | CENTERPOINT ENERGY | 0 | SERVICE FROM 09-21-25 TO 10-02-25 - GAS METER CHANGED DURING THIS BILLING PERIOD ACCT# 4535452-9 | 11/14/2025 | A | 172.90 | 199 |
| GENERAL | 51 | 252600631 | CENTERPOINT ENERGY | 0 | SERVICE FROM 10-02-25 TO 10-31-25 ACCT#6401970887-0 | 11/14/2025 | A | 251.35 | 199 |
| | | | | | | | | Totals for 252600631 | 424.25 |
| GENERAL | 35 | 252600632 | DE LAGE LANDEN PUBLI | 9902600002 | 25-26 DISTRICT COPIER LEASE | 11/14/2025 | A | 8.93 | 199 |
| GENERAL | 11 | 252600632 | DE LAGE LANDEN PUBLI | 9902600002 | 25-26 DISTRICT COPIER LEASE | 11/14/2025 | A | 68.35 | 199 |
| GENERAL | 31 | 252600632 | DE LAGE LANDEN PUBLI | 9902600002 | 25-26 DISTRICT COPIER LEASE | 11/14/2025 | A | 11.86 | 199 |
| GENERAL | 36 | 252600632 | DE LAGE LANDEN PUBLI | 9902600002 | 25-26 DISTRICT COPIER LEASE | 11/14/2025 | A | 8.93 | 199 |
| GENERAL | 23 | 252600632 | DE LAGE LANDEN PUBLI | 9902600002 | 25-26 DISTRICT COPIER LEASE | 11/14/2025 | A | 12.66 | 199 |

| FND | FC | CHECK | | PO INVOICE | | CHECK | CHE | AMOUNT | FND |
|----------------------|----|-----------|----------------------|------------|--|------------|-----|-----------|-----|
| | | NUMBER | VENDOR | NUMBER | DESCRIPTION | DATE | TYP | | |
| GENERAL | 23 | 252600632 | DE LAGE LANDEN PUBLI | 9902600002 | 25-26 DISTRICT COPIER LEASE | 11/14/2025 | A | 8.93 | 199 |
| GENERAL | 11 | 252600632 | DE LAGE LANDEN PUBLI | 9902600002 | 25-26 DISTRICT COPIER LEASE | 11/14/2025 | A | 43.04 | 199 |
| GENERAL | 34 | 252600632 | DE LAGE LANDEN PUBLI | 9902600002 | 25-26 DISTRICT COPIER LEASE | 11/14/2025 | A | 11.86 | 199 |
| GENERAL | 11 | 252600632 | DE LAGE LANDEN PUBLI | 9902600002 | 25-26 DISTRICT COPIER LEASE | 11/14/2025 | A | 43.04 | 199 |
| GENERAL | 23 | 252600632 | DE LAGE LANDEN PUBLI | 9902600002 | 25-26 DISTRICT COPIER LEASE | 11/14/2025 | A | 8.93 | 199 |
| GENERAL | 11 | 252600632 | DE LAGE LANDEN PUBLI | 9902600002 | 25-26 DISTRICT COPIER LEASE | 11/14/2025 | A | 43.04 | 199 |
| GENERAL | 23 | 252600632 | DE LAGE LANDEN PUBLI | 9902600002 | 25-26 DISTRICT COPIER LEASE | 11/14/2025 | A | 12.66 | 199 |
| GENERAL | 11 | 252600632 | DE LAGE LANDEN PUBLI | 9902600002 | 25-26 DISTRICT COPIER LEASE | 11/14/2025 | A | 12.66 | 199 |
| GENERAL | 21 | 252600632 | DE LAGE LANDEN PUBLI | 9902600002 | 25-26 DISTRICT COPIER LEASE | 11/14/2025 | A | 16.18 | 199 |
| GENERAL | 51 | 252600632 | DE LAGE LANDEN PUBLI | 9902600002 | 25-26 DISTRICT COPIER LEASE | 11/14/2025 | A | 8.93 | 199 |
| GENERAL | 41 | 252600632 | DE LAGE LANDEN PUBLI | 9902600002 | 25-26 DISTRICT COPIER LEASE | 11/14/2025 | A | 45.80 | 199 |
| GENERAL | 11 | 252600632 | DE LAGE LANDEN PUBLI | 9902600002 | 25-26 DISTRICT COPIER LEASE | 11/14/2025 | A | 43.04 | 199 |
| GENERAL | 23 | 252600632 | DE LAGE LANDEN PUBLI | 9902600002 | 25-26 DISTRICT COPIER LEASE | 11/14/2025 | A | 8.90 | 199 |
| Totals for 252600632 | | | | | | | | 417.74 | |
| GENERAL | 23 | 252600633 | DRIFTWOOD BBQ, LLC. | 0 | SFJH FRIENDSGIVING | 11/14/2025 | A | 195.00 | 199 |
| GENERAL | 23 | 252600633 | DRIFTWOOD BBQ, LLC. | 0 | SFJH FRIENDSGIVING | 11/14/2025 | A | 270.00 | 199 |
| GENERAL | 23 | 252600633 | DRIFTWOOD BBQ, LLC. | 0 | SFJH FRIENDSGIVING | 11/14/2025 | A | 80.00 | 199 |
| GENERAL | 23 | 252600633 | DRIFTWOOD BBQ, LLC. | 0 | SFJH FRIENDSGIVING | 11/14/2025 | A | 80.00 | 199 |
| GENERAL | 23 | 252600633 | DRIFTWOOD BBQ, LLC. | 0 | SFJH FRIENDSGIVING | 11/14/2025 | A | -62.50 | 199 |
| Totals for 252600633 | | | | | | | | 562.50 | |
| GENERAL | 51 | 252600634 | FACILITY SOLUTIONS G | 0 | 8 EACH: CLS-6R-LS40-SD-G1-9FS - SLG LED CYLINDER DOWNLING | 11/14/2025 | A | 1,369.35 | 199 |
| Totals for 252600634 | | | | | | | | 1,369.35 | |
| FOD SVC | 35 | 252600637 | GORDON FOOD SERVICE, | 2402600001 | BPO: FOOD AND SUPPLIES USED IN MEAL SERVICE SY25-26 | 11/14/2025 | A | 4,143.37 | 240 |
| FOD SVC | 35 | 252600637 | GORDON FOOD SERVICE, | 2402600001 | BPO: FOOD AND SUPPLIES USED IN MEAL SERVICE SY25-26 | 11/14/2025 | A | 704.26 | 240 |
| FOD SVC | 35 | 252600637 | GORDON FOOD SERVICE, | 2402600002 | BPO: FOOD AND SUPPLIES USED IN MEAL SERVICE SY25-26 | 11/14/2025 | A | 3,850.37 | 240 |
| FOD SVC | 35 | 252600637 | GORDON FOOD SERVICE, | 2402600002 | BPO: FOOD AND SUPPLIES USED IN MEAL SERVICE SY25-26 | 11/14/2025 | A | 840.55 | 240 |
| FOD SVC | 35 | 252600637 | GORDON FOOD SERVICE, | 2402600003 | BPO: FOOD AND SUPPLIES USED IN MEAL SERVICE SY25-26 | 11/14/2025 | A | 153.76 | 240 |
| FOD SVC | 35 | 252600637 | GORDON FOOD SERVICE, | 2402600003 | BPO: FOOD AND SUPPLIES USED IN MEAL SERVICE SY25-26 | 11/14/2025 | A | 3,661.86 | 240 |
| FOD SVC | 35 | 252600637 | GORDON FOOD SERVICE, | 2402600003 | BPO: FOOD AND SUPPLIES USED IN MEAL SERVICE SY25-26 | 11/14/2025 | A | 526.15 | 240 |
| FOD SVC | 35 | 252600637 | GORDON FOOD SERVICE, | 2402600003 | BPO: FOOD AND SUPPLIES USED IN MEAL SERVICE SY25-26 | 11/14/2025 | A | -2.76 | 240 |
| FOD SVC | 35 | 252600637 | GORDON FOOD SERVICE, | 2402600004 | BPO: FOOD AND SUPPLIES USED IN MEAL SERVICE SY25-26 | 11/14/2025 | A | 5,772.67 | 240 |
| FOD SVC | 35 | 252600637 | GORDON FOOD SERVICE, | 2402600004 | BPO: FOOD AND SUPPLIES USED IN MEAL SERVICE SY25-26 | 11/14/2025 | A | 877.57 | 240 |
| FOD SVC | 35 | 252600637 | GORDON FOOD SERVICE, | 2402600004 | BPO: FOOD AND SUPPLIES USED IN MEAL SERVICE SY25-26 | 11/14/2025 | A | -88.33 | 240 |
| FOD SVC | 35 | 252600637 | GORDON FOOD SERVICE, | 2402600005 | BPO: FOOD AND SUPPLIES USED IN MEAL SERVICE SY25-26 | 11/14/2025 | A | 10,540.75 | 240 |
| FOD SVC | 35 | 252600637 | GORDON FOOD SERVICE, | 2402600005 | BPO: FOOD AND SUPPLIES USED IN MEAL SERVICE SY25-26 | 11/14/2025 | A | 1,003.44 | 240 |
| GENERAL | 35 | 252600637 | GORDON FOOD SERVICE, | 7512600012 | 25-26 BPO COWAN CAFE | 11/14/2025 | A | 1,900.66 | 199 |
| GENERAL | 35 | 252600637 | GORDON FOOD SERVICE, | 7512600012 | 25-26 BPO COWAN CAFE | 11/14/2025 | A | 296.98 | 199 |
| GENERAL | 35 | 252600637 | GORDON FOOD SERVICE, | 7512600012 | 25-26 BPO COWAN CAFE | 11/14/2025 | A | 56.43 | 199 |
| GENERAL | 35 | 252600637 | GORDON FOOD SERVICE, | 7512600012 | 25-26 BPO COWAN CAFE | 11/14/2025 | A | 8.82 | 199 |
| GENERAL | 35 | 252600637 | GORDON FOOD SERVICE, | 7512600012 | 25-26 BPO COWAN CAFE | 11/14/2025 | A | -23.98 | 199 |
| GENERAL | 35 | 252600637 | GORDON FOOD SERVICE, | 7512600012 | 25-26 BPO COWAN CAFE | 11/14/2025 | A | -3.75 | 199 |
| Totals for 252600637 | | | | | | | | 34,218.82 | |

| FND | FC | CHECK | | PO INVOICE | | CHECK | CHE | AMOUNT | FND |
|-----------------|----|-----------|----------------------|------------|---|------------|-----|----------------------|-----------|
| | | NUMBER | VENDOR | NUMBER | DESCRIPTION | DATE | TYP | | |
| GENERAL | 34 | 252600638 | HOLT TRUCK CENTERS O | 9302600074 | BPO: PARTS | 11/14/2025 | A | 1,110.80 | 199 |
| | | | | | | | | Totals for 252600638 | 1,110.80 |
| FOD SVC | 35 | 252600639 | IMPERIAL DADE | 0 | CLEANING SUPPLIES FOR KITCHENS | 11/14/2025 | A | 647.78 | 240 |
| FOD SVC | 35 | 252600639 | IMPERIAL DADE | 0 | CLEANING SUPPLIES FOR KITCHENS | 11/14/2025 | A | 216.40 | 240 |
| FOD SVC | 35 | 252600639 | IMPERIAL DADE | 0 | CLEANING SUPPLIES FOR KITCHENS | 11/14/2025 | A | 216.40 | 240 |
| FOD SVC | 35 | 252600639 | IMPERIAL DADE | 0 | CLEANING SUPPLIES FOR KITCHENS | 11/14/2025 | A | 216.40 | 240 |
| FOD SVC | 35 | 252600639 | IMPERIAL DADE | 0 | CLEANING SUPPLIES FOR KITCHENS | 11/14/2025 | A | 216.40 | 240 |
| FOD SVC | 35 | 252600639 | IMPERIAL DADE | 0 | CLEANING SUPPLIES FOR KITCHENS | 11/14/2025 | A | 59.48 | 240 |
| | | | | | | | | Totals for 252600639 | 1,572.86 |
| GENERAL | 51 | 252600640 | JOHNSON HVAC DISTRIB | 0 | HVAC PARTS AND SUPPLIES 2025-2026 | 11/14/2025 | A | 673.29 | 199 |
| | | | | | | | | Totals for 252600640 | 673.29 |
| GENERAL | 11 | 252600641 | J W PEPPER AND SON, | 12600009 | HS BAND BPO - JW PEPPER - BAND REPAIRS AND SUPPLIES | 11/14/2025 | A | 50.00 | 199 |
| GENERAL | 11 | 252600641 | J W PEPPER AND SON, | 12600009 | HS BAND BPO - JW PEPPER - BAND REPAIRS AND SUPPLIES | 11/14/2025 | A | 72.99 | 199 |
| GENERAL | 11 | 252600641 | J W PEPPER AND SON, | 12600009 | HS BAND BPO - JW PEPPER - BAND REPAIRS AND SUPPLIES | 11/14/2025 | A | 50.00 | 199 |
| | | | | | | | | Totals for 252600641 | 172.99 |
| CAMPUS ACTIVITY | 00 | 252600642 | KOMMERCIAL KITCHENS | 9512600055 | CONTROL BOARD FOR FREEZER AT HIGH SCHOOL (CTE PROGRAM) | 11/14/2025 | A | 1,245.00 | 461 |
| | | | | | | | | Totals for 252600642 | 1,245.00 |
| GENERAL | 51 | 252600643 | MCGRATH RENTCORP AND | 9512600013 | BPO: MONTHLY PORTABLE RENTALS (JUNIOR HIGH) 2025-2026 | 11/14/2025 | A | 1,849.00 | 199 |
| | | | | | | | | Totals for 252600643 | 1,849.00 |
| GENERAL | 51 | 252600644 | MCKENNA CONTRACTING, | 9512600053 | 12" PLAYGROUND MULCH 320 CUBIC YARDS (RJ WOLLAM) | 11/14/2025 | A | 14,400.00 | 199 |
| | | | | | | | | Totals for 252600644 | 14,400.00 |
| GENERAL | 52 | 252600645 | MICRO INTEGRATION & | 522600002 | Dell Pro Tower plus QBT 1250 Core Ultra 9 285 250 32 GB 1TB W11P | 11/14/2025 | A | 1,827.00 | 199 |
| | | | | | | | | Totals for 252600645 | 1,827.00 |
| GENERAL | 41 | 252600646 | OFFICE DEPOT, INC. | 7512600027 | OFFICE SUPPLIES | 11/14/2025 | A | 41.99 | 199 |
| | | | | | | | | Totals for 252600646 | 41.99 |
| CAMPUS ACTIVITY | 00 | 252600647 | PERMA BOUND BOOKS | 1042600031 | FALL 2025 KUBACAK BOOK ORDER | 11/14/2025 | A | 1,465.48 | 461 |
| CAMPUS ACTIVITY | 00 | 252600647 | PERMA BOUND BOOKS | 1042600031 | FALL 2025 KUBACAK BOOK ORDER | 11/14/2025 | A | 188.98 | 461 |
| CAMPUS ACTIVITY | 00 | 252600647 | PERMA BOUND BOOKS | 1042600031 | FALL 2025 KUBACAK BOOK ORDER | 11/14/2025 | A | 181.58 | 461 |
| | | | | | | | | Totals for 252600647 | 1,836.04 |
| GENERAL | 34 | 252600648 | PINNACLE MEDICAL MAN | 9302600020 | BPO: ANNUAL/PRE-EMPLOYMENT & RANDOM DRUG SCREEN & ALCOHOL TESTING | 11/14/2025 | A | 1,205.00 | 199 |
| | | | | | | | | Totals for 252600648 | 1,205.00 |
| GENERAL | 51 | 252600649 | SCHNEIDER ELECTRIC B | 0 | LABOR-SERVICE-NON-CONTRACT, TRIP CHARGE | 11/14/2025 | A | 1,940.00 | 199 |
| GENERAL | 51 | 252600649 | SCHNEIDER ELECTRIC B | 9512600023 | BPO: HVAC PARTS 2025-2026 | 11/14/2025 | A | 1,079.00 | 199 |
| GENERAL | 51 | 252600649 | SCHNEIDER ELECTRIC B | 9512600023 | BPO: HVAC PARTS 2025-2026 | 11/14/2025 | A | 3,769.00 | 199 |
| | | | | | | | | Totals for 252600649 | 6,788.00 |
| CAMPUS ACTIVITY | 00 | 252600650 | SOUTHERN FLORAL COMP | 222600009 | BPO - HS FLORAL SUPPLIES | 11/14/2025 | A | 104.66 | 461 |
| GENERAL | 11 | 252600650 | SOUTHERN FLORAL COMP | 222600009 | BPO - HS FLORAL SUPPLIES | 11/14/2025 | A | 125.60 | 199 |
| | | | | | | | | Totals for 252600650 | 230.26 |

| FND | FC | CHECK | | PO INVOICE | | CHECK | CHE | AMOUNT | FND |
|-----------------|----|-----------|----------------------|------------|--|------------|-----|----------------------|----------|
| | | NUMBER | VENDOR | NUMBER | DESCRIPTION | DATE | TYP | | |
| GENERAL | 51 | 252600651 | TEXAS MULTI-CHEM, LT | 9512600014 | BPO: TURF CARE PROGRAM DISTRICT-WIDE 2025-2026 | 11/14/2025 | A | 1,491.00 | 199 |
| GENERAL | 51 | 252600651 | TEXAS MULTI-CHEM, LT | 9512600014 | BPO: TURF CARE PROGRAM DISTRICT-WIDE 2025-2026 | 11/14/2025 | A | 1,582.50 | 199 |
| | | | | | | | | Totals for 252600651 | 3,073.50 |
| GENERAL | 41 | 252600652 | THE DAILY NEWS | 0 | TUNED IN AD | 11/14/2025 | A | 101.43 | 199 |
| GENERAL | 41 | 252600652 | THE DAILY NEWS | 0 | TUNED IN AD | 11/14/2025 | A | 101.43 | 199 |
| | | | | | | | | Totals for 252600652 | 202.86 |
| GENERAL | 11 | 252600653 | USPS/CMRS-POC 571774 | 0 | USPS OCT 31, 2025 | 11/14/2025 | A | 25.60 | 199 |
| GENERAL | 11 | 252600653 | USPS/CMRS-POC 571774 | 0 | USPS OCT 31, 2025 | 11/14/2025 | A | 8.14 | 199 |
| GENERAL | 11 | 252600653 | USPS/CMRS-POC 571774 | 0 | USPS OCT 31, 2025 | 11/14/2025 | A | 0.74 | 199 |
| GENERAL | 11 | 252600653 | USPS/CMRS-POC 571774 | 0 | USPS OCT 31, 2025 | 11/14/2025 | A | 0.74 | 199 |
| FOD SVC | 35 | 252600653 | USPS/CMRS-POC 571774 | 0 | USPS OCT 31, 2025 | 11/14/2025 | A | 13.32 | 240 |
| GENERAL | 41 | 252600653 | USPS/CMRS-POC 571774 | 0 | USPS OCT 31, 2025 | 11/14/2025 | A | 180.37 | 199 |
| GENERAL | 11 | 252600653 | USPS/CMRS-POC 571774 | 0 | USPS OCT 31, 2025 | 11/14/2025 | A | 14.80 | 199 |
| | | | | | | | | Totals for 252600653 | 243.71 |
| GENERAL | 41 | 252600654 | VITAL RECORDS CONTRO | 0 | SHRED INVOICE 10.31.25 | 11/14/2025 | A | 120.79 | 199 |
| | | | | | | | | Totals for 252600654 | 120.79 |
| GENERAL | 41 | 252600668 | A.J. GALLAGHER RISK | 0 | PUBLIC OFFICIALS BOND - SARAH PFLUGER | 11/21/2025 | A | 140.00 | 199 |
| | | | | | | | | Totals for 252600668 | 140.00 |
| GENERAL | 11 | 252600669 | ALLTEX WELDING SUPPL | 222600012 | BPO - CYLINDER RENTALS | 11/21/2025 | A | 91.21 | 199 |
| CAMPUS ACTIVITY | 00 | 252600669 | ALLTEX WELDING SUPPL | 222600035 | SUPPLIES FOR WELDING CLASS | 11/21/2025 | A | 62.25 | 461 |
| CAMPUS ACTIVITY | 00 | 252600669 | ALLTEX WELDING SUPPL | 222600035 | SUPPLIES FOR WELDING CLASS | 11/21/2025 | A | 28.75 | 461 |
| | | | | | | | | Totals for 252600669 | 182.21 |
| GENERAL | 34 | 252600670 | ARNOLD OIL COMPANY O | 9302600000 | BPO: FUEL/OIL | 11/21/2025 | A | 416.00 | 199 |
| GENERAL | 34 | 252600670 | ARNOLD OIL COMPANY O | 9302600000 | BPO: FUEL/OIL | 11/21/2025 | A | 1,990.00 | 199 |
| GENERAL | 34 | 252600670 | ARNOLD OIL COMPANY O | 9302600056 | BPO: PARTS | 11/21/2025 | A | 56.20 | 199 |
| | | | | | | | | Totals for 252600670 | 2,462.20 |
| CARLPRK | 13 | 252600671 | CAREER & TECHNOLOGY | 0 | CAMPUS CTE COACH REGISTRATION - O. HINOJOSA | 11/21/2025 | A | 345.00 | 244 |
| CARLPRK | 13 | 252600671 | CAREER & TECHNOLOGY | 0 | CTE COACH REGISTRATION K. CLICK | 11/21/2025 | A | 295.00 | 244 |
| CARLPRK | 13 | 252600671 | CAREER & TECHNOLOGY | 0 | CTE COACH REGISTRATION J. RYDER | 11/21/2025 | A | 345.00 | 244 |
| | | | | | | | | Totals for 252600671 | 985.00 |
| GENERAL | 51 | 252600672 | CENTERPOINT ENERGY | 0 | SERVICE FROM 10-03-2025 TO 10-31-2025 ACCT#8000045269-0 | 11/21/2025 | A | 1,587.62 | 199 |
| | | | | | | | | Totals for 252600672 | 1,587.62 |
| FORMULA | 31 | 252600673 | CLEAR VIEW ASSESMEN | 0 | EVALUATION / ASSESSMENT | 11/21/2025 | A | 1,600.00 | 224 |
| FORMULA | 31 | 252600673 | CLEAR VIEW ASSESMEN | 0 | EVALUATION / ASSESSMENT | 11/21/2025 | A | 2,800.00 | 224 |
| | | | | | | | | Totals for 252600673 | 4,400.00 |
| GENERAL | 51 | 252600674 | FACILITY SOLUTIONS G | 0 | 8 EACH - CLS-6R-LS40-SD-G1-9FS | 11/21/2025 | A | 1,369.35 | 199 |
| | | | | | | | | Totals for 252600674 | 1,369.35 |
| GENERAL | 34 | 252600675 | FUELMAN FLEET PROGRA | 9302600010 | BPO: FUELMAN FLEET PROGRAM | 11/21/2025 | A | 172.03 | 199 |
| | | | | | | | | Totals for 252600675 | 172.03 |
| FOD SVC | 35 | 252600677 | GORDON FOOD SERVICE, | 2402600001 | BPO: FOOD AND SUPPLIES USED IN MEAL SERVICE SY25-26 | 11/21/2025 | A | 3,360.32 | 240 |
| FOD SVC | 35 | 252600677 | GORDON FOOD SERVICE, | 2402600001 | BPO: FOOD AND SUPPLIES USED IN MEAL SERVICE SY25-26 | 11/21/2025 | A | 723.69 | 240 |
| FOD SVC | 35 | 252600677 | GORDON FOOD SERVICE, | 2402600002 | BPO: FOOD AND SUPPLIES USED IN MEAL SERVICE SY25-26 | 11/21/2025 | A | 3,941.13 | 240 |
| FOD SVC | 35 | 252600677 | GORDON FOOD SERVICE, | 2402600002 | BPO: FOOD AND SUPPLIES USED IN MEAL SERVICE SY25-26 | 11/21/2025 | A | 212.36 | 240 |
| FOD SVC | 35 | 252600677 | GORDON FOOD SERVICE, | 2402600003 | BPO: FOOD AND SUPPLIES USED | 11/21/2025 | A | 3,778.73 | 240 |

| FND | FC | CHECK NUMBER | VENDOR | PO NUMBER | INVOICE DESCRIPTION | CHECK DATE | CHE TYP | AMOUNT | FND |
|-----------------|----|--------------|----------------------|------------|-------------------------------|------------|------------|-----------|-----|
| | | | | | IN MEAL SERVICE SY25-26 | | | | |
| FOD SVC | 35 | 252600677 | GORDON FOOD SERVICE, | 2402600003 | BPO: FOOD AND SUPPLIES USED | 11/21/2025 | A | 368.32 | 240 |
| | | | | | IN MEAL SERVICE SY25-26 | | | | |
| FOD SVC | 35 | 252600677 | GORDON FOOD SERVICE, | 2402600004 | BPO: FOOD AND SUPPLIES USED | 11/21/2025 | A | 7,187.00 | 240 |
| | | | | | IN MEAL SERVICE SY25-26 | | | | |
| FOD SVC | 35 | 252600677 | GORDON FOOD SERVICE, | 2402600004 | BPO: FOOD AND SUPPLIES USED | 11/21/2025 | A | 720.25 | 240 |
| | | | | | IN MEAL SERVICE SY25-26 | | | | |
| FOD SVC | 35 | 252600677 | GORDON FOOD SERVICE, | 2402600005 | BPO: FOOD AND SUPPLIES USED | 11/21/2025 | A | 9,897.18 | 240 |
| | | | | | IN MEAL SERVICE SY25-26 | | | | |
| FOD SVC | 35 | 252600677 | GORDON FOOD SERVICE, | 2402600005 | BPO: FOOD AND SUPPLIES USED | 11/21/2025 | A | 832.04 | 240 |
| | | | | | IN MEAL SERVICE SY25-26 | | | | |
| GENERAL | 35 | 252600677 | GORDON FOOD SERVICE, | 7512600012 | 25-26 BPO COWAN CAFE | 11/21/2025 | A | 1,149.05 | 199 |
| GENERAL | 35 | 252600677 | GORDON FOOD SERVICE, | 7512600012 | 25-26 BPO COWAN CAFE | 11/21/2025 | A | 179.54 | 199 |
| | | | | | Totals for 252600677 | | | 32,349.61 | |
| GENERAL | 51 | 252600678 | GRAINGER, INC. | 9512600017 | BPO: GENERAL MAINTENANCE | 11/21/2025 | A | 57.64 | 199 |
| | | | | | PARTS, MATERIALS AND SUPPLIES | | | | |
| FOD SVC | 35 | 252600678 | GRAINGER, INC. | 9512600017 | BPO: GENERAL MAINTENANCE | 11/21/2025 | A | 269.70 | 240 |
| | | | | | PARTS, MATERIALS AND SUPPLIES | | | | |
| GENERAL | 51 | 252600678 | GRAINGER, INC. | 9512600017 | BPO: GENERAL MAINTENANCE | 11/21/2025 | A | 797.71 | 199 |
| | | | | | PARTS, MATERIALS AND SUPPLIES | | | | |
| | | | | | Totals for 252600678 | | | 1,125.05 | |
| GENERAL | 34 | 252600679 | HOLT TRUCK CENTERS O | 9302600074 | BPO: PARTS | 11/21/2025 | A | 606.80 | 199 |
| GENERAL | 34 | 252600679 | HOLT TRUCK CENTERS O | 9302600074 | BPO: PARTS | 11/21/2025 | A | 218.41 | 199 |
| | | | | | Totals for 252600679 | | | 825.21 | |
| GENERAL | 51 | 252600680 | JOHNSON HVAC DISTRIB | 0 | HVAC PARTS AND SUPPLIES | 11/21/2025 | A | 46.33 | 199 |
| | | | | | 2025-2026 | | | | |
| | | | | | Totals for 252600680 | | | 46.33 | |
| GENERAL | 53 | 252600681 | LOGAN, KELLY | 0 | 10/12/2025-10/15/2025 | TSUG | 11/21/2025 | 72.00 | 199 |
| | | | | | Conference | | | | |
| | | | | | Totals for 252600681 | | | 72.00 | |
| CAMPUS ACTIVITY | 00 | 252600682 | MATA, TARA | 0 | 11/14/2025 Employee | | 11/21/2025 | 220.00 | 461 |
| | | | | | Appreciation | | | | |
| | | | | | Totals for 252600682 | | | 220.00 | |
| GENERAL | 52 | 252600685 | MCDONALD HOPKINS LLC | 0 | RANSOMWARE INCIDENT | 11/21/2025 | A | 5,402.00 | 199 |
| | | | | | 000938227-FOR PROFESSIONAL | | | | |
| | | | | | SERVICES RENDERED THROUGH | | | | |
| | | | | | 4/30/25 | | | | |
| GENERAL | 52 | 252600685 | MCDONALD HOPKINS LLC | 0 | RANSOMWARE INCIDENT | 11/21/2025 | A | 2,990.00 | 199 |
| | | | | | 000938227- PROFESSIONAL | | | | |
| | | | | | SERVICES RENDERED THROUGH | | | | |
| | | | | | 05/31/25 | | | | |
| GENERAL | 52 | 252600685 | MCDONALD HOPKINS LLC | 0 | RANSOMWARE INCIDENT | 11/21/2025 | A | 1,299.00 | 199 |
| | | | | | 000938277- PROFESSIONAL | | | | |
| | | | | | SERVICES RENDERED THROUGH | | | | |
| | | | | | 06/30/20025 | | | | |
| GENERAL | 52 | 252600685 | MCDONALD HOPKINS LLC | 0 | RANSOMWARE INCIDENT | 11/21/2025 | A | 421.00 | 199 |
| | | | | | 000398277- PROFESSIONAL | | | | |
| | | | | | SERVICES RENDERED THROUGH | | | | |
| | | | | | 07/31/2025 | | | | |
| GENERAL | 52 | 252600685 | MCDONALD HOPKINS LLC | 0 | RANSOMWARE INCIDENT | 11/21/2025 | A | 80.00 | 199 |
| | | | | | 000938277- PROFESSIONAL | | | | |
| | | | | | SERVICES RENDERED THROUGH | | | | |
| | | | | | 08/31/25 | | | | |
| GENERAL | 52 | 252600685 | MCDONALD HOPKINS LLC | 0 | RANSOMWARE INCIDENT | 11/21/2025 | A | 200.00 | 199 |
| | | | | | 000938277- PROFESSIONAL | | | | |
| | | | | | SERVICES RENDERED THROUGH | | | | |

| FND | FC | CHECK NUMBER | VENDOR | PO NUMBER | INVOICE DESCRIPTION | CHECK DATE | CHE TYP | AMOUNT | FND |
|-----------------|----|--------------|----------------------|------------|--|------------|------------|----------------------|-----------|
| 09/30/2025 | | | | | | | | | |
| | | | | | | | | Totals for 252600685 | 10,392.00 |
| GENERAL | 34 | 252600687 | O'REILLY AUTO PARTS | 9302600042 | BPO: AUTO & BUS PARTS | 11/21/2025 | A | 192.99 | 199 |
| GENERAL | 34 | 252600687 | O'REILLY AUTO PARTS | 9302600042 | BPO: AUTO & BUS PARTS | 11/21/2025 | A | 32.80 | 199 |
| GENERAL | 34 | 252600687 | O'REILLY AUTO PARTS | 9302600042 | BPO: AUTO & BUS PARTS | 11/21/2025 | A | -22.00 | 199 |
| GENERAL | 34 | 252600687 | O'REILLY AUTO PARTS | 9302600042 | BPO: AUTO & BUS PARTS | 11/21/2025 | A | 49.28 | 199 |
| GENERAL | 34 | 252600687 | O'REILLY AUTO PARTS | 9302600042 | BPO: AUTO & BUS PARTS | 11/21/2025 | A | 149.12 | 199 |
| GENERAL | 34 | 252600687 | O'REILLY AUTO PARTS | 9302600042 | BPO: AUTO & BUS PARTS | 11/21/2025 | A | 221.99 | 199 |
| GENERAL | 34 | 252600687 | O'REILLY AUTO PARTS | 9302600058 | BPO: AUTO & BUS SUPPLIES | 11/21/2025 | A | 10.88 | 199 |
| GENERAL | 34 | 252600687 | O'REILLY AUTO PARTS | 9302600058 | BPO: AUTO & BUS SUPPLIES | 11/21/2025 | A | 25.99 | 199 |
| | | | | | | | | Totals for 252600687 | 661.05 |
| GENERAL | 41 | 252600688 | OFFICE DEPOT, INC. | 7512600027 | OFFICE SUPPLIES | 11/21/2025 | A | 9.59 | 199 |
| GENERAL | 41 | 252600688 | OFFICE DEPOT, INC. | 7512600027 | OFFICE SUPPLIES | 11/21/2025 | A | 7.45 | 199 |
| | | | | | | | | Totals for 252600688 | 17.04 |
| CAMPUS ACTIVITY | 00 | 252600689 | PERMA BOUND BOOKS | 1032600039 | RJW PERMABOUND FALL ORDER | 11/21/2025 | A | 391.30 | 461 |
| GENERAL | 12 | 252600689 | PERMA BOUND BOOKS | 1032600039 | RJW PERMABOUND FALL ORDER | 11/21/2025 | A | 304.66 | 199 |
| CAMPUS ACTIVITY | 00 | 252600689 | PERMA BOUND BOOKS | 1032600039 | RJW PERMABOUND FALL ORDER | 11/21/2025 | A | 63.63 | 461 |
| GENERAL | 12 | 252600689 | PERMA BOUND BOOKS | 1032600039 | RJW PERMABOUND FALL ORDER | 11/21/2025 | A | 49.54 | 199 |
| CAMPUS ACTIVITY | 00 | 252600689 | PERMA BOUND BOOKS | 1032600039 | RJW PERMABOUND FALL ORDER | 11/21/2025 | A | 56.25 | 461 |
| GENERAL | 12 | 252600689 | PERMA BOUND BOOKS | 1032600039 | RJW PERMABOUND FALL ORDER | 11/21/2025 | A | 43.79 | 199 |
| | | | | | | | | Totals for 252600689 | 909.17 |
| GENERAL | 51 | 252600690 | PUMPS OF HOUSTON, IN | 9512600007 | CONTRACTED REPAIR TO PUMP (HS CHILLER) 24-25 FY PO# 9512500062 CLONED | 11/21/2025 | A | 9,967.95 | 199 |
| GENERAL | 51 | 252600690 | PUMPS OF HOUSTON, IN | 9512600007 | CONTRACTED REPAIR TO PUMP (HS CHILLER) 24-25 FY PO# 9512500062 CLONED | 11/21/2025 | A | 5,337.60 | 199 |
| | | | | | | | | Totals for 252600690 | 15,305.55 |
| GENERAL | 34 | 252600691 | RADIO ENGINEERING IN | 9302600076 | ARMOR ANNUAL LICENSE 50 to 99 / 1-1-26 TO 12-31-26 | 11/21/2025 | A | 9,250.00 | 199 |
| | | | | | | | | Totals for 252600691 | 9,250.00 |
| CAMPUS ACTIVITY | 00 | 252600692 | ROGERS, MORRIS & GRO | 0 | STOP ARM OCT 31, 2025 | 11/21/2025 | A | 1,756.94 | 461 |
| | | | | | | | | Totals for 252600692 | 1,756.94 |
| GENERAL | 11 | 252600693 | ROZELL THERAPY SERVI | 0 | OCTOBER PHYSICAL THERAPY SERVICES | 11/21/2025 | A | 4,488.00 | 199 |
| | | | | | | | | Totals for 252600693 | 4,488.00 |
| CAMPUS ACTIVITY | 00 | 252600694 | SPLENDORA ISD | 0 | SFHS VARSITY TOURNAMENT ENTRY FEE DEC. 11-13, 2025 ATTN: COACH RYAN CROY | 11/21/2025 | A | 350.00 | 461 |
| | | | | | | | | Totals for 252600694 | 350.00 |
| GENERAL | 41 | 252600695 | THE DAILY NEWS | 0 | THE DAILY NEWS SUBSCRIPTION RENEWAL. 9/24/25-11/08/25- DR. BOTT | 11/21/2025 | A | 44.68 | 199 |
| GENERAL | 41 | 252600695 | THE DAILY NEWS | 0 | THE DAILY NEWS YEARLY SUBSCRIPTION RENEWAL- DR. KEVIN BOTT | 11/21/2025 | A | 264.00 | 199 |
| | | | | | | | | Totals for 252600695 | 308.68 |
| GENERAL | 34 | 252600696 | THOMAS BUS GULF COAS | 9302600075 | BPO: PARTS | 11/21/2025 | A | 147.50 | 199 |
| GENERAL | 34 | 252600696 | THOMAS BUS GULF COAS | 9302600075 | BPO: PARTS | 11/21/2025 | A | 2,144.33 | 199 |
| GENERAL | 34 | 252600696 | THOMAS BUS GULF COAS | 9302600075 | BPO: PARTS | 11/21/2025 | A | 1,295.07 | 199 |
| | | | | | | | | Totals for 252600696 | 3,586.90 |
| GENERAL | 13 | 252600697 | TUCKER, JUSTIN | 0 | 11/2/2025-11/5/2025 Assessment Conference | Texas | 11/21/2025 | 273.75 | 199 |
| GENERAL | 13 | 252600697 | TUCKER, JUSTIN | 0 | 11/2/2025-11/5/2025 Assessment Conference | Texas | 11/21/2025 | 120.00 | 199 |
| | | | | | | | | Totals for 252600697 | 393.75 |

| <u>FND</u> | <u>FC</u> | <u>CHECK</u> <u>NUMBER</u> | <u>VENDOR</u> | <u>PO INVOICE</u> <u>NUMBER</u> | <u>DESCRIPTION</u> | <u>CHECK</u> <u>DATE</u> | <u>CHE</u> <u>TYP</u> | <u>AMOUNT</u> | <u>FND</u> |
|------------|-----------|-------------------------------|----------------|------------------------------------|-------------------------|-----------------------------|--------------------------|----------------------|------------|
| FORMULA | 31 | 252600698 | TX THERAPY LLC | 0 | SPEECH THERAPY SERVICES | 11/21/2025 | A | 10,400.00 | 224 |
| | | | | | | | | Totals for 252600698 | 10,400.00 |
| | | | | | | | | Totals for checks | 592,238.44 |

BE IT FURTHER RESOLVED THAT this authorization shall remain in effect until amended or rescinded by the Board.

SIGNED this _____ day of _____, 20_____

President, Santa Fe ISD Board of Trustees


Secretary, Santa Fe ISD Board of Trustees

BE IT FURTHER RESOLVED THAT this authorization shall remain in effect until amended or rescinded by the Board.

SIGNED this 15th day of December, 20 25

A handwritten signature in cursive script, appearing to be "J. H. ...", written over a horizontal line.

President, Santa Fe ISD Board of Trustees

A handwritten signature in cursive script, appearing to be "Kerassmuck", written over a horizontal line.

Secretary, Santa Fe ISD Board of Trustees

SIGNED this ____th day of _____, 2025.


President, SFISD Board of Trustees

Secretary, SFISD Board of Trustees

SIGNED this 15 th day of December 2025.



President, SFISD Board of Trustees



Secretary, SFISD Board of Trustees

List of Books to Purchase for Elementary Libraries

A Bold Pumpkin Plan – Katy Hudson

A Dance with Santa Claus – Sandra Boynton

A Sled for Gabo – Emma Otheguy

A very Big Fall – Emmy Kastner

Agent Stitch: The Trouble with Toothoids – Steve Behling

Becoming Boba – Joanna Ho

Big Jim Believes (Dog Man Series) - Dav Pilkey

Bone Soup – Cambria Evans

Bubbly Beautiful Kitty-Corn – Shannon Hale

Cat on the Run series – Aaron Blabey

Charles Schultz - Julie Murray

Chicka Chicka Tricka Treat – Julien Chung

Critter Club books 20-29

Dino-Boarding – Lisa Wheeler

Dino-Football – Lisa Wheeler

Dino-Racing

Dino-Soccer – Lisa Wheeler

Dino-Swimming – Lisa Wheeler

Dino-Wrestling – Lisa Wheeler

Dr. Suess - Julie Murray

Fluffy Mcwhiskers Crunchazaur Kaboom – Stephen W. Martin

Games-a-Lot! Gets Unplugged – C.W. Estes

Gift of Word – Peter Reynolds

Grumpy Monkey Mine! – Suzanne Lang

Grumpy Monkey Mom for a Day – Suzanne Lang
Grumpy Monkey Play all Day – Suzanne Lang
Grumpy Monkey Says No! – Suzanne Lang
Grumpy Monkey Yuck! – Suzanne Lang
Have you Seen my Acorn? - D.K. Ryland
Holly Jolly Kitty-Corn – Shannon Hale
How do Apples Grow? - Jill McDonald
I Am Ingrid: The Adventures of the Worlds's Greatest Guide Dog – Aria Mia Loberti
It's Fall – Renee Kurilla
It's not easy Being a Ghost – Marilyn Sadler
It's Spring – Renee Kurilla
It's Winter – Renee Kurilla
Jacqueline Woodson – Julie Murray
Judy Blume - Julie Murray
Lucky Duck – Greg Pizzoli
Millie Fleur Saves the Night – Christy Mandin
Minecraft: Mobs in the Mansion – Arie Kaplan
Minecraft: Trouble Brewing – Arie Kaplan
Music Icons Set – Scholastic
Music Superstars - Scholastic
Olympic Shell-Ebration – Bardham-Quallen
Our Solar System!: A Stellar Neighborhood – Stacy McAnulty
Over in the Mangroves – Jyoti Rajan Gopal
Owly and Wormy series – Andy Runton
Owly Series Books 5-8 – Andy Runton

Party Diaries Series (Branches/Scholastic)
Partypoofer (Diary of a Wimpy Kid) – Jeff Kinney
Pete the Cat’s Cool New Ride – James Dean
Pickachu’s Nighttime Adventure – Rikako Matsuo
Pocket Bear – Kathrine Applegate
Ready, Set, Roll! - Alessandro Montagnana
Screams –a-Lotl-s Spooky Night – C.W. Estes
Simon and Chesters Series – Cale Atkinson
Sings-a-Lotle Takes the Stage – C.W. Estes
Snowy Bear – Tony Mitton
Spooky, Scary Skeletons – Andrew Gold
Spring Fever! - RH Disney
Stitch – Grace Hansen
Stitch Head Series – Guy Bass
Tags-a-Lotl Is It – C.W. Estes
The Big Cheese Presents: Have Yourself a Cheesy Little Christmas – Jory John
The Crayons Give Thanks – Drew Daywalt and Olivers Jeffers
The Humble Pie – Jory John
The Little Ghost Quilt’s Winter Surprise – Riel Nason
The Search for Carmella – Chloe Savage
The Very Hungry Caterpillars First Fall – Eric Carle
There was an old lady who picked a pumpkin – Lucille Colandro
There was an old lady who said trick or treat – Lucille Colandro
There was an old Lady who Swallowed a shark – Lucille Colandro
There was an old Scientist who Swallowed a Dinosaur – Lucille Colandro
Tiptoe into Scary Places Series

Troubling Tonsils – Aaron Reynolds

Unico: Hunted Vol 2 – Samuel Sattin

Unsettling Salad! - Aaron Reynolds

We Share this Neighborhood – Dan Saks

When you Wish upon a Ghost – Tim Mcanna

Zombie and Brain are Friends – Stephanie Lucianovic