

Study Session and Business Meeting

Tuesday, June 9, 2026 Mountain Time

JATC South Campus (Board Conference Room), 12723 S. Park Avenue (2080 West),
Riverton, Utah 84065

1. STUDY SESSION – OPEN MEETING - 4:00 p.m.

1.A. Continued Discussion on Changes to Social
Studies Graduation Credits

Presenter: Dr.
Anthony Godfrey,
Superintendent of
Schools

1.B. Review of Administrative Policy AA417
Fundraising

Presenter: Dr.
Anthony Godfrey,
Superintendent of
Schools

1.C. Review of Board Policies GP113 through GP115

Presenter: Mr. Bryce
Dunford, Chair, Board
Policy Committee

1.D. Board Professional Development

Presenter: Ms. Niki
George, Board
President

2. BUDGET HEARING FOR THE 2026-27 SCHOOL YEAR - 6:00 p.m.

2.A. Pledge of Allegiance

Presenter: Mr. John
Larsen, Business
Administrator

2.B. Reverence

Presenter: Dr.
Anthony Godfrey,
Superintendent of
Schools

2.C. Budget Presentation

Presenter: Dr.
Anthony Godfrey,
Superintendent of
Schools; and

Mr. John
Larsen, Business
Administrator

2.D. Patron Comments

2.E. Action by Board of Education on Budget Adoption

3. GENERAL SESSION – OPEN MEETING - 6:30 p.m.

3.A. Resolutions of Appreciation

3.B. Board Member Recognitions

3.C. Superintendent's Recognitions

4. **Public Comments**

5. **General Business - Motion to Approve Consent Agenda Items**

5.A. Board Minutes

6. **General Business - Motion to Accept Consent Agenda**

6.A. Expenditures

6.B. Financial Statements

6.C. Non-compliance Report

7. **Bids**

7.A. Information Systems - Windows Device Management Software Ivanti

7.B. Information Systems - Palo Alto Firewall 3-Year Support and Pro Services

8. **Special Business Items**

8.A. Recommendation to Approve #1

8.B. Recommendation to Approve #2

8.C. Recommendation to Approve #3

9. **Information Items**

9.A. Superintendent's Report

Presenter: Dr. Anthony Godfrey, Superintendent of Schools

10. **Discussion Items**

10.A. Committee Reports and Comments by Board Members

10.B. Topics for *Bulletin Board*

11. **Motion to Adjourn to Closed Session**

12. **POTENTIAL CLOSED SESSION**

12.A. Character and Competence of Individuals (Personnel)

12.B. Property

12.C. Potential Litigation

12.D. Negotiations

12.E. Security



BUDGET

For the Year Ending June 30, 2027

This document is the tentative proposed budget for Board of Education approval on June 9, 2026. The final budget document will be available in early July after the final tax rates have been received from the Utah State Tax Commission and the Salt Lake County Auditor's Office. In the event the Board of Education decides to hold a Truth in Taxation hearing, the final budget book will not be available until late August, after the hearing.

7387 South Campus View Drive
West Jordan, Utah 84084
801-567-8100
www.jordandistrict.org



7387 S. Campus View Drive
West Jordan, Utah 84084-5500
www.jordandistrict.org

June 2026

To Jordan School District Patrons:

The following pages contain the 2026-27 Jordan School District budget with many charts and graphs to assist the reader in understanding the District's budgetary trends.

Patrons are invited to review the budget and provide comment at a public hearing held on June 9, 2026, at 6:00 p.m. in the Board Room at the Jordan Academy for Technology and Careers South Campus (JATC South) located at 12723 S. Park Avenue, Riverton, Utah.

The 2026-27 budget document is available for public inspection in the office of the Business Administrator and at jordandistrict.org. For additional information about the budget, call the office of the Business Administrator 801-567-8120. Comments or suggestions should be addressed to the Jordan Board of Education, Jordan School District, 7387 S. Campus View Drive, West Jordan, Utah, 84084.

TABLE OF CONTENTS

	<u>Page</u>
District-Wide Financial Overview	
Revenue and Other Financing Sources and Uses	1
Ten-Year History of Revenue Funding Source Percentages	1
Local, State and Federal Funding	2
Jordan School District Tax Rates	2
Jordan School District's Assessed Valuation	3
Assessed Valuation per Student	3
Property Tax Assessments and Collections	4
Impact of Budget on Taxpayers – per \$100,000 of Home Value	5
Property Tax per \$100,000 of Home Value	5
Impact of Budget on Taxpayers – per Average Home Value	6
Property Tax per Average Home Value	6
History of Weighted Pupil Unit (WPU)	7
Comparison of Changes in WPU Value and National Inflation Rate	8
Expenditures	8
Ten-Year History of Revenue and Other Financing Sources, and Expenditures	9
Total District Enrollment	9
Jordan School District Enrollment History	10
Teacher/Pupil Staffing Ratios	10
Fund Balance	11
District-Wide Financial Overview	11
Combined Statement – All Funds	12-13
General Fund – Fund 10	
Financial Overview	14
Schedule of Revenue, Other Sources of Funds, and Fund Balance by Source, and Distribution of Expenditures and Other Uses	15
Revenue Sources	16
Budgeted Expenditures by Function	16
Statement of Revenues, Expenditures and Changes in Fund Balances	17

TABLE OF CONTENTS

	<u>Page</u>
Revenues	18
Expenditures by Function, by Object	19-21
Summary of Expenditures by Function	22
Expenditures by Object	22
Expenditures by Function per Pupil	23
Expenditures by Function.....	23
Statement of Revenue, Expenditures and Changes in Fund Balances Without Contingencies and Carryovers	24
Major Grants Awarded	25
Number of School Buildings in Operation	26
Debt Service – Fund 31	
Financial Overview	28
Statement of Revenues, Expenditures and Changes in Fund Balances	29
Schedule of Outstanding General Obligation Bonds – General Long-Term Debt Issued by Jordan School District	30
Schedule of Outstanding General Obligation Bonds – General Long-Term Debt	31
Capital Projects – Fund 32	
Financial Overview	32
Revenue Sources	33
Expenditures.....	33
Statement of Revenues, Expenditures and Changes in Fund Balances	34
Capital Projects – Breakdown of Expenditures	35-36
Schedule of Outstanding Lease Obligation Bonds	37
Nutrition Services – Fund 51	
Financial Overview	38
Revenue Sources	39
Expenditures.....	39
Statement of Revenues, Expenditures and Changes in Fund Balances	40
Facts and Figures.....	41

TABLE OF CONTENTS

	<u>Page</u>
School Meal Prices	41
Student Activities – Fund 21	
Financial Overview	42
Statement of Revenues, Expenditures and Changes in Fund Balances	43
Pass-Through Taxes – Fund 26	
Financial Overview	44
Statement of Revenues, Expenditures and Changes in Fund Balances	45
Jordan Education Foundation – Fund 75	
Financial Overview	46
Statement of Revenues, Expenditures and Changes in Fund Balances	47
Internal Service Fund – Fund 60 – Health, Life, and Long-Term Disability Self-Insurance	
Financial Overview	48
Revenue Sources	49
Expenditures	49
Statement of Revenues, Expenditures and Changes in Retained Earnings	50
Five-Year Summary of Health Insurance Premium Costs	51
Ten-Year History of Health Care Expenses	52
Comparison of Large Wasatch Front School Districts	54-55
Jordan School District Local Replacement Contributions to Charter Schools	55

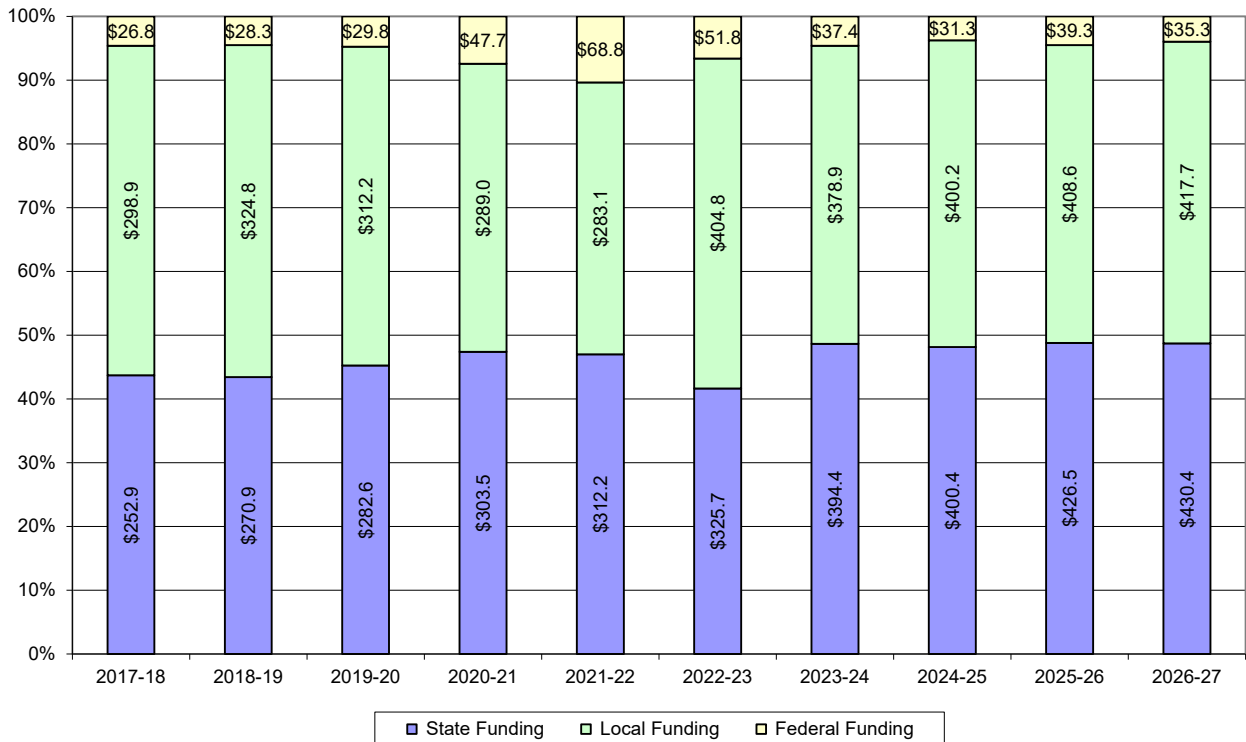
DISTRICT-WIDE FINANCIAL OVERVIEW

Information provided for District-wide revenue, expenditures, fund balance, property tax, assessed valuation, WPU, enrollment, staffing ratios

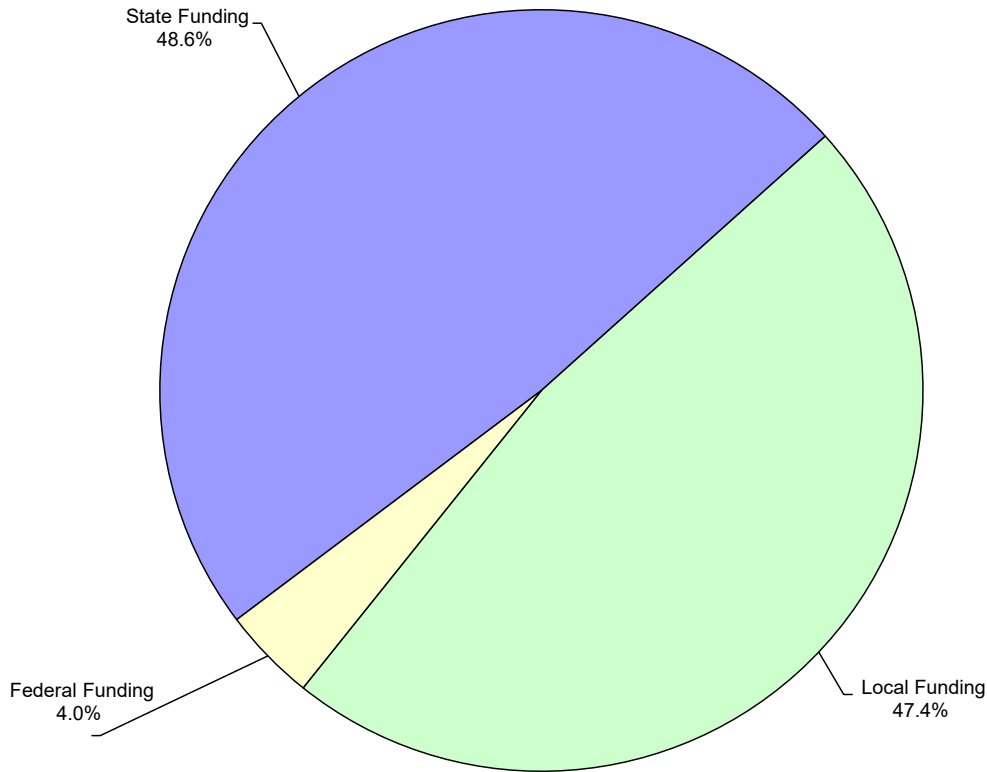
Revenue and Other Financing Sources and Uses Five-Year Comparison

	Actual 2022-23	Actual 2023-24	Actual 2024-25	Final Amended 2025-26	Proposed 2026-27	Percentage Change Increase/ (Decrease)
General	\$ 543,575,095	\$ 610,153,597	\$ 616,944,220	\$ 631,039,357	\$ 658,535,550	4.36%
Student Activities	18,123,378	19,414,591	21,149,233	22,100,000	22,425,000	1.47%
Tax Increment	23,870,178	25,143,423	27,592,689	26,102,755	28,713,030	10.00%
Nutrition Services	25,345,608	29,597,820	26,976,379	24,771,942	24,408,629	(1.47%)
Jordan Education Foundation	1,594,239	1,935,088	1,962,341	2,585,035	2,591,674	0.26%
Debt Service	25,351,800	22,298,821	18,878,297	15,382,000	14,016,800	(8.88%)
Capital Projects	100,766,067	57,629,472	59,160,963	59,083,358	57,991,038	(1.85%)
Self-Insurance	43,696,097	44,569,805	59,163,957	93,440,000	74,721,269	(20.03%)
Total	\$ 782,322,462	\$ 810,742,617	\$ 831,828,079	\$ 874,504,447	\$ 883,402,990	1.02%

Ten-Year History of Revenue Funding Source Percentages (Includes Other Financing Sources and Uses) (in millions)



Local, State, and Federal Funding – 2026-27

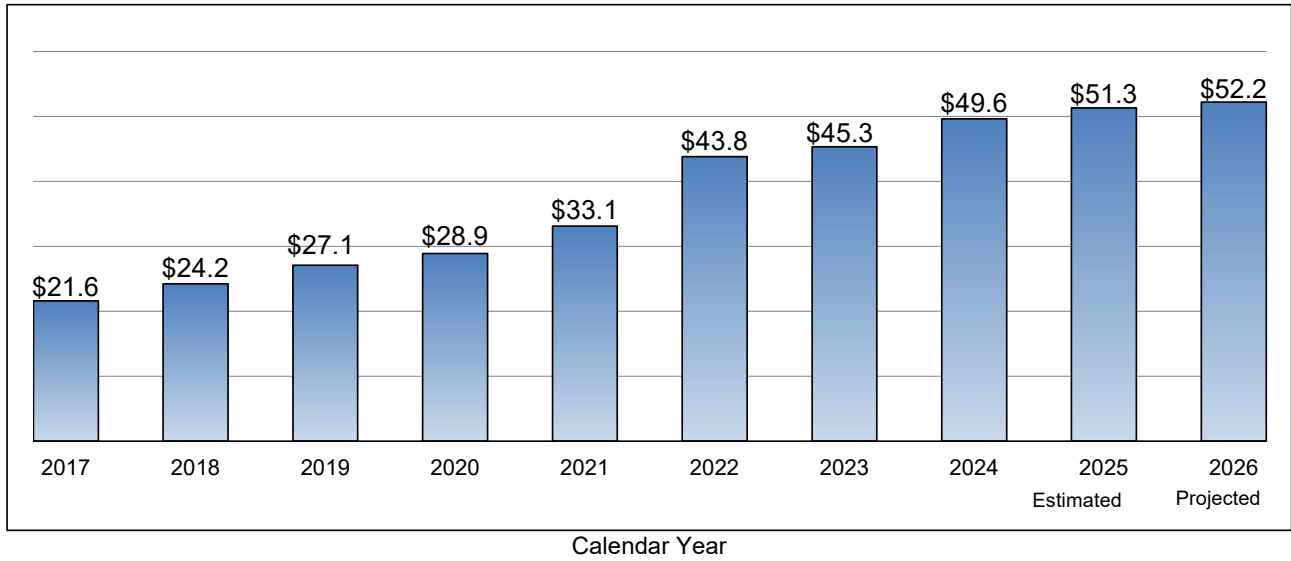


Jordan School District Tax Rates Five-Year Comparison

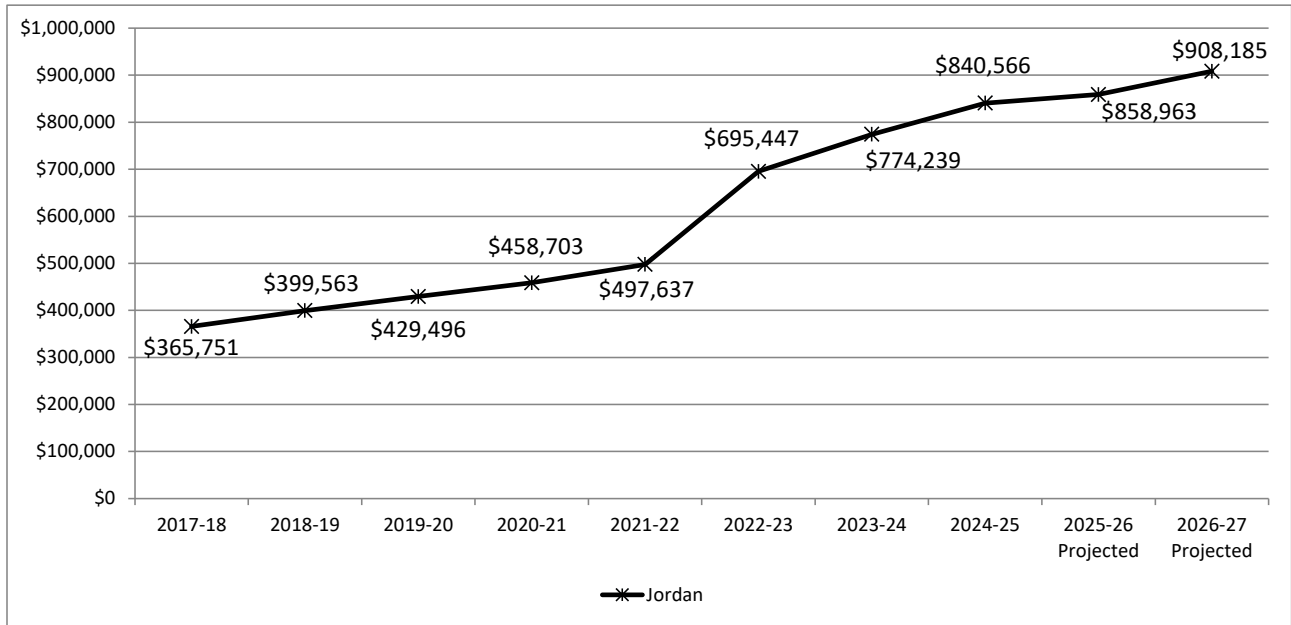
Description	Actual 2022-23	Actual 2023-24	Actual 2024-25	Actual 2025-26	Proposed 2026-27 *	Change from Prior Year
General Fund						
Basic Program (set by state statute)	0.001652	0.001406	0.001408	0.001379	0.001379	0.000000
Voted Local Levy (set by state statute)	0.001600	0.001600	0.001600	0.001600	0.001600	0.000000
Board Local Levy (set by state statute)	0.000400	0.000400	0.000400	0.000400	0.000400	0.000000
Charter Local Levy (set by state statute)	0.000101	0.000103	0.000130	0.000126	0.000126	0.000000
Board Local Levy	0.000445	0.000537	0.000347	0.000239	0.000239	0.000000
Capital Projects Fund						
Capital Local Levy	0.001179	0.001187	0.001112	0.001060	0.001060	0.000000
Debt Service Fund						
General Obligation Debt	<u>0.000591</u>	<u>0.000504</u>	<u>0.000393</u>	<u>0.000294</u>	<u>0.000294</u>	<u>0.000000</u>
TOTAL	<u>0.005968</u>	<u>0.005737</u>	<u>0.005390</u>	<u>0.005098</u>	<u>0.005098</u>	<u>0.000000</u>
Percentage determined by state statute	62.9%	61.2%	65.6%	68.8%	68.8%	

* The State Basic Levy has not been calculated by the Utah State Tax Commission and Salt Lake County Auditor at the time of this presentation. USBE legislative estimate is shown.

Jordan School District's Assessed Valuation
(In Billions)



Assessed Valuation per Student*



Source: Utah State Board of Education
*Total assessed valuation less redevelopment adjustments

Property Tax Assessments and Collections
Years ended December 31, 2017-2026

Tax Year Ended Dec. 31	Fair Market Value * ***	Assessed Valuation *	Tax Rate **	Taxes Assessed (Net of Taxes Waived) ***	Current Collections ***	Delinquent Collections ***	Total Tax Collections	Total Collection As Percent of Current Assessment
2017	\$ 32,094,899,068	\$ 21,579,843,605	0.006424	\$ 128,029,463	\$ 126,254,197	\$ 1,658,002	\$ 127,912,199	99.91%
2018	36,117,067,512	24,214,681,238	0.006501	144,913,717	143,128,739	1,785,459	144,914,198	100.00%
2019	40,631,138,934	27,117,084,315	0.006676	166,475,788	164,036,859	2,327,744	166,364,603	99.93%
2020	43,584,047,626	28,883,377,294	0.006567	172,264,555	169,966,289	2,173,017	172,139,306	99.93%
2021	50,094,158,638	33,050,613,396	0.006168	187,736,314	185,600,229	1,985,118	187,585,347	99.92%
2022	67,293,235,214	43,842,313,885	0.005968	245,815,034	240,884,715	3,518,843	244,403,558	99.43%
2023	69,216,731,522	45,271,540,477	0.005737	240,808,925	237,345,961	2,429,711	239,775,672	99.57%
2024	75,194,626,213	49,559,561,006	0.005390	246,701,159	242,988,578	3,044,583	246,033,161	99.73%
2025 Est.	77,800,000,000	51,300,000,000	0.005098	288,000,000	282,000,000	4,000,000	286,000,000	99.31%
2026 Est.	79,200,000,000	52,200,000,000	0.005098	293,000,000	287,000,000	4,000,000	291,000,000	99.32%

* Source: Property Tax Division, Utah State Tax Commission

** Per \$1 of Taxable Value

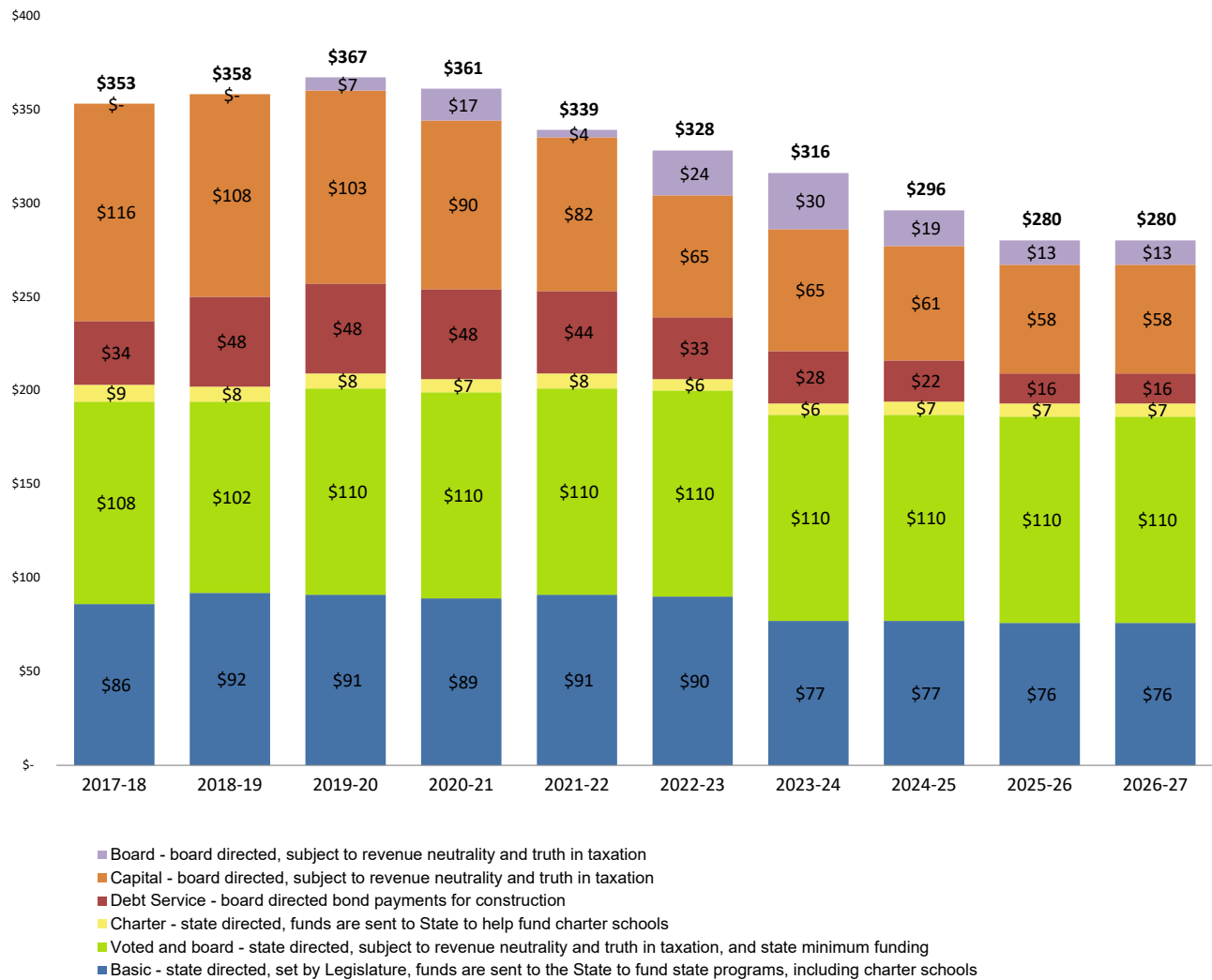
*** Source: Salt Lake County Treasurer's Office (Includes Property Tax and Motor Vehicle Fee-In-Lieu)

This schedule recognizes collections on a calendar year basis, whereas property tax collections reported in the financial statements are on a fiscal year basis.

Impact of Budget on Taxpayers – per \$100,000 of Home Value

	Actual 2017-18	Actual 2018-19	Actual 2019-20	Actual 2020-21	Actual 2021-22	Actual 2022-23	Actual 2023-24	Actual 2024-25	Actual 2025-26	Proposed 2026-27
Market Value of a Home	\$100,000	\$100,000	\$100,000	\$100,000	\$100,000	\$100,000	\$100,000	\$100,000	\$100,000	\$100,000
Appraised % of Market Value	55%	55%	55%	55%	55%	55%	55%	55%	55%	55%
Taxable Value	\$55,000	\$55,000	\$55,000	\$55,000	\$55,000	\$55,000	\$55,000	\$55,000	\$55,000	\$55,000
Total Property Tax Rate Assessed	0.006424	0.006501	0.006676	0.006567	0.006168	0.005968	0.005737	0.005390	0.005098	0.005098
Property Tax Due	\$353	\$358	\$367	\$361	\$339	\$328	\$316	\$296	\$280	\$280
Property Tax Increase/Decrease From Prior Year	(\$27)	\$5	\$9	(\$6)	(\$22)	(\$11)	(\$12)	(\$20)	(\$16)	\$0

Property Tax per \$100,000 of Home Value

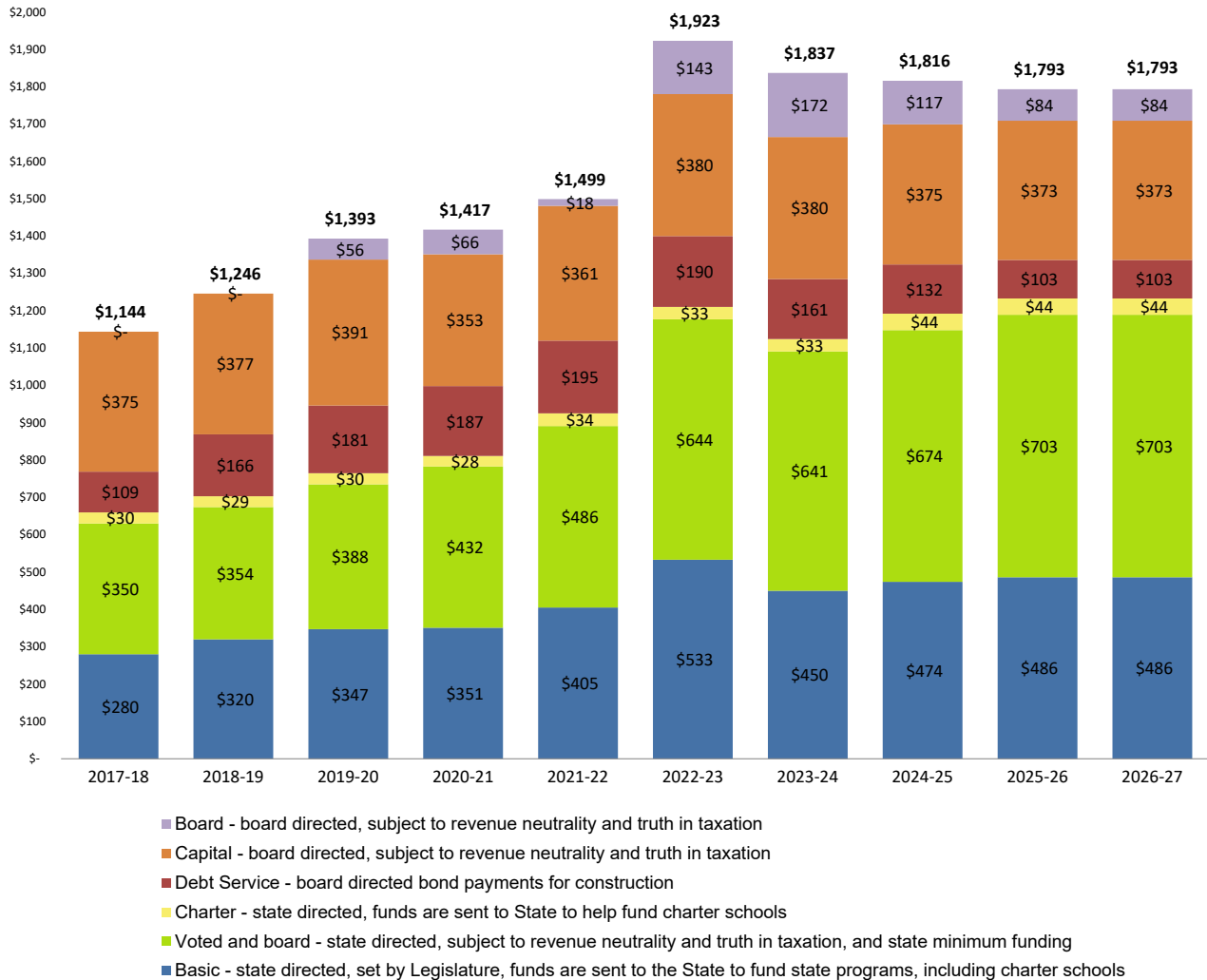


Impact of Budget on Taxpayers – per Average Home Value

	Actual 2017-18	Actual 2018-19	Actual 2019-20	Actual 2020-21	Actual 2021-22	Actual 2022-23	Actual 2023-24	Actual 2024-25	Actual 2025-26	Proposed 2026-27
Average Home Value *	\$323,800	\$348,500	\$379,400	\$392,400	\$442,000	\$585,900	\$582,300	\$612,700	\$639,300	\$639,300
Appraised % of Market Value	55%	55%	55%	55%	55%	55%	55%	55%	55%	55%
Taxable Value	\$178,090	\$191,675	\$208,670	\$215,820	\$243,100	\$322,245	\$320,265	\$336,985	\$351,615	\$351,615
Total Property Tax Rate Assessed	0.006424	0.006501	0.006676	0.006567	0.006168	0.005968	0.005737	0.005390	0.005098	0.005098
Property Tax Due	\$1,144	\$1,246	\$1,393	\$1,417	\$1,499	\$1,923	\$1,837	\$1,816	\$1,793	\$1,793
Property Tax Increase/Decrease From Prior Year	\$5	\$102	\$147	\$25	\$82	\$424	(\$86)	(\$21)	(\$23)	\$0

* Source: Salt Lake County Assessor's Office

Property Tax per Average Home Value



History of Weighted Pupil Unit (WPU)

<u>Year</u>	<u>Enrollment*</u>	<u>Change</u>	<u>Year</u>	<u>WPU's</u>	<u>Change</u>
1989-90	63,514	1.30%	1989-90	76,754.685	1.78%
1990-91	64,964	2.28%	1990-91	79,488.063	3.56%
1991-92	66,881	2.95%	1991-92	87,056.091	9.52%
1992-93	68,847	2.94%	1992-93	88,338.331	1.47%
1993-94	70,255	2.05%	1993-94	91,317.853	3.37%
1994-95	70,760	0.72%	1994-95	92,972.096	1.81%
1995-96	71,701	1.33%	1995-96	94,413.787	1.55%
1996-97	72,693	1.38%	1996-97	95,955.836	1.63%
1997-98	73,180	0.67%	1997-98	99,081.464	3.26%
1998-99	73,285	0.14%	1998-99	98,680.402	(0.40%)
1999-00	73,093	(0.26%)	1999-00	99,833.706	1.17%
2000-01	73,137	0.06%	2000-01	99,481.413	(0.35%)
2001-02	73,471	0.46%	2001-02	92,936.613 **	(6.58%)
2002-03	73,808	0.46%	2002-03	93,575.610	0.69%
2003-04	74,761	1.29%	2003-04	94,468.947	0.95%
2004-05	75,716	1.28%	2004-05	95,537.759	1.13%
2005-06	77,240	2.01%	2005-06	97,777.363	2.34%
2006-07	78,708	1.90%	2006-07	99,887.622	2.16%
2007-08	80,187	1.88%	2007-08	101,583.468	1.70%
2008-09	81,017	1.04%	2008-09	102,865.393	1.26%
2009-10***	48,439	(40.21%)	2009-10***	61,427.974	(40.28%)
2010-11	49,729	2.66%	2010-11	62,766.304	2.18%
2011-12	50,640	1.83%	2011-12	64,436.160	2.66%
2012-13	52,037	2.76%	2012-13	66,472.882	3.16%
2013-14	52,856	1.57%	2013-14	67,142.853	1.01%
2014-15	51,806	(1.99%)	2014-15	67,398.184	0.38%
2015-16	52,324	1.00%	2015-16	67,317.250	(0.12%)
2016-17	52,507	0.35%	2016-17	67,692.306	0.56%
2017-18	53,519	1.93%	2017-18	68,543.127	1.26%
2018-19	54,865	2.51%	2018-19	70,062.120	2.22%
2019-20	56,339	2.69%	2019-20	72,025.132	2.80%
2020-21	56,102	(0.42%)	2020-21	72,177.335	0.21%
2021-22	57,840	3.10%	2021-22	74,479.106	3.19%
2022-23	57,829	(0.02%)	2022-23	75,777.638	1.74%
2023-24	57,436	(0.68%)	2023-24	77,355.950	2.08%
2024-25	57,083	(0.61%)	2024-25	78,289.660	1.21%
2025-26	55,820	(2.21%)	2025-26	73,132.336 **	(6.59%)
2026-27 Est.	55,138	(1.22%)	2026-27 Est.	71,964.032	(1.60%)

* Enrollment as of October 1 for all grades

** The large WPU decrease is the result of a major change in the state minimum school program funding formula.

*** Effective 2009-10, the District was divided into two Districts

Comparison of Changes in WPU Value and National Inflation Rate

Year	WPU Value	% Change WPU Value	National Inflation Rate*	Year	WPU Value	% Change WPU Value	National Inflation Rate
1989-90	\$1,240	3.0%	5.4%	2008-09	\$2,577	2.5%	(0.4%)
1990-91	\$1,346	8.5%	4.2%	2009-10	\$2,577	0.0%	1.6%
1991-92	\$1,408	4.6%	3.0%	2010-11	\$2,577	0.0%	3.2%
1992-93	\$1,490	5.8%	3.0%	2011-12	\$2,816 **	9.3%	2.1%
1993-94	\$1,539	3.3%	2.6%	2012-13	\$2,842	0.9%	1.5%
1994-95	\$1,608	4.5%	2.8%	2013-14	\$2,899	2.0%	1.6%
1995-96	\$1,672	4.0%	3.0%	2014-15	\$2,972	2.5%	0.1%
1996-97	\$1,739	4.0%	2.3%	2015-16	\$3,092	4.0%	1.3%
1997-98	\$1,791	3.0%	1.6%	2016-17	\$3,184	3.0%	2.1%
1998-99	\$1,854	3.5%	2.2%	2017-18	\$3,311	4.0%	2.9%
1999-00	\$1,901	2.5%	3.4%	2018-19	\$3,395	2.5%	1.8%
2000-01	\$2,006	5.5%	2.8%	2019-20	\$3,532	4.0%	0.6%
2001-02	\$2,116	5.5%	1.6%	2020-21	\$3,596	1.8%	5.4%
2002-03	\$2,132	0.8%	2.3%	2021-22	\$3,809	5.9%	9.1%
2003-04	\$2,150	0.8%	2.7%	2022-23	\$4,038	6.0%	3.0%
2004-05	\$2,182	1.5%	3.4%	2023-24	\$4,280	6.0%	3.0%
2005-06	\$2,280	4.5%	3.2%	2024-25	\$4,494	5.0%	2.7%
2006-07	\$2,417	6.0%	2.8%	2025-26	\$4,674	4.0%	Not Available
2007-08	\$2,514	4.0%	3.8%	2026-27	\$4,870	4.2%	Not Available

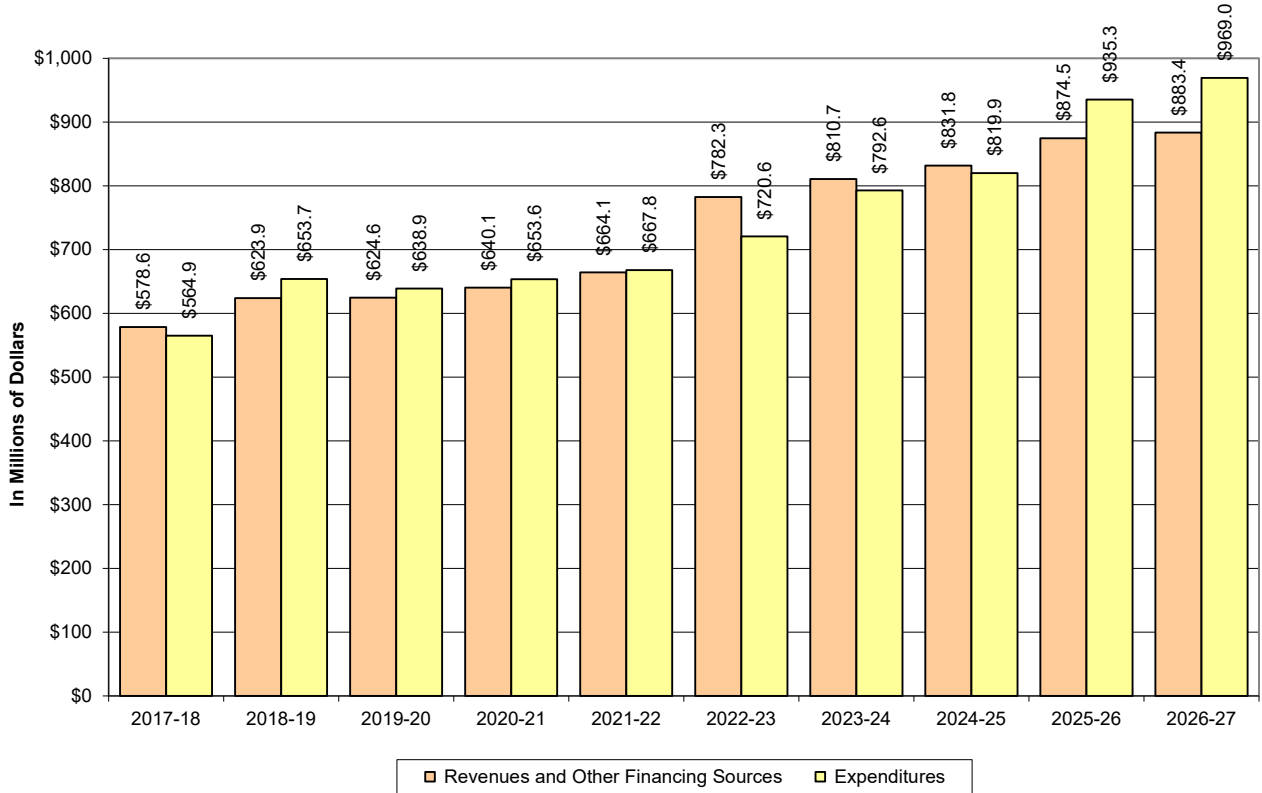
* National Inflation (CPI-U) Rate provided by the U.S. Department of Labor, Bureau of Labor Statistics.

** The large WPU value increase is the result of the State of Utah combining other funding sources into the WPU value. The net change for 2011-12 was an overall decrease in funding.

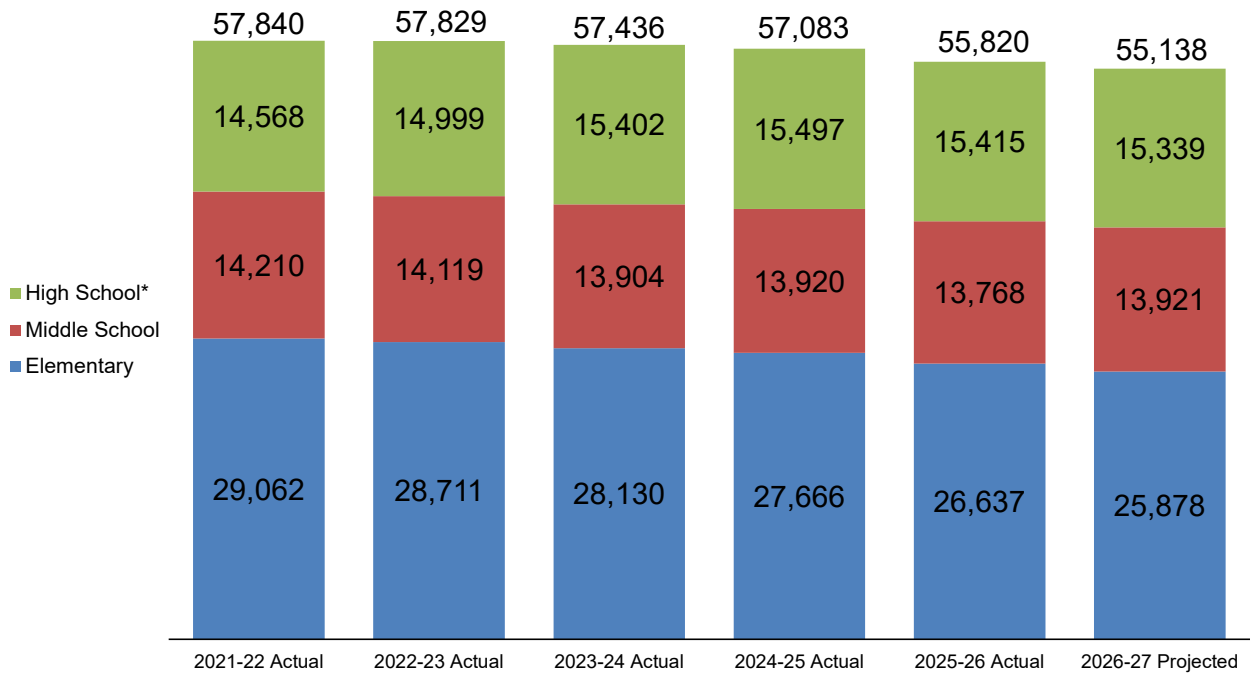
Expenditures Five-Year Comparison

	Actual 2022-23	Actual 2023-24	Actual 2024-25	Final Amended 2025-26	Proposed 2026-27	Percentage Change Increase/ (Decrease)
General	\$ 521,608,044	\$ 568,207,535	\$ 597,799,289	\$ 678,369,565	\$ 705,504,880	4.00%
Student Activities	18,919,170	19,759,353	20,999,764	24,950,000	24,200,000	(3.01%)
Tax Increment	23,870,178	25,143,423	27,592,689	26,102,755	28,713,030	10.00%
Nutrition Services	25,110,251	27,561,662	29,389,008	31,810,340	32,298,065	1.53%
Jordan Education Foundation	1,577,698	1,730,174	1,692,611	2,469,073	2,475,674	0.27%
Debt Service	25,828,271	22,416,860	19,567,566	14,997,306	13,729,431	(8.45%)
Capital Projects	52,644,664	74,349,235	54,524,904	78,377,895	81,559,067	4.06%
Self-Insurance	51,085,151	53,459,725	68,382,660	78,210,650	80,496,075	2.92%
Total	\$ 720,643,427	\$ 792,627,967	\$ 819,948,491	\$ 935,287,584	\$ 968,976,222	3.60%

Ten-Year History of Revenue and Other Financing Sources, and Expenditures

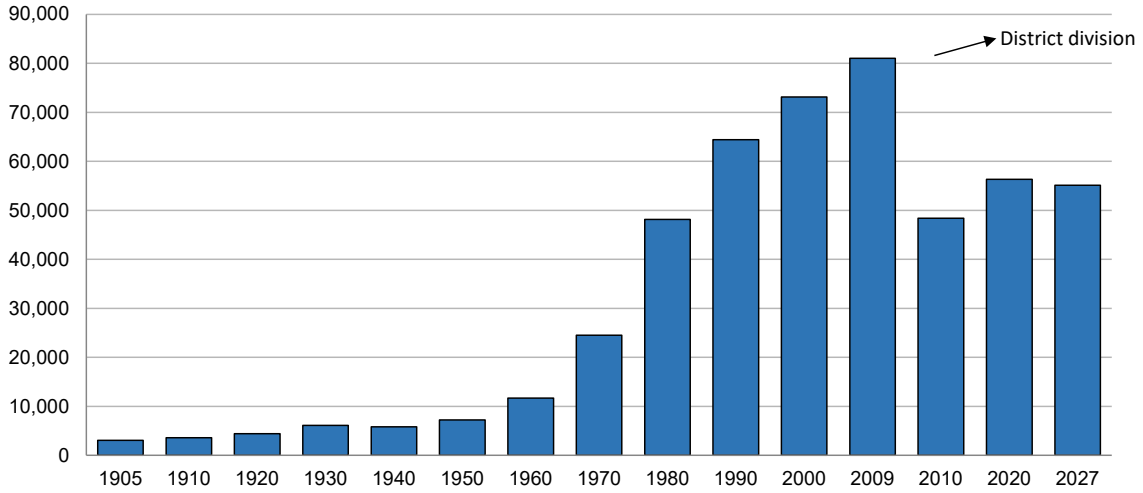


Total District Enrollment



*Includes special school enrollments.

Jordan School District Enrollment History



Teacher/Pupil Staffing Ratios

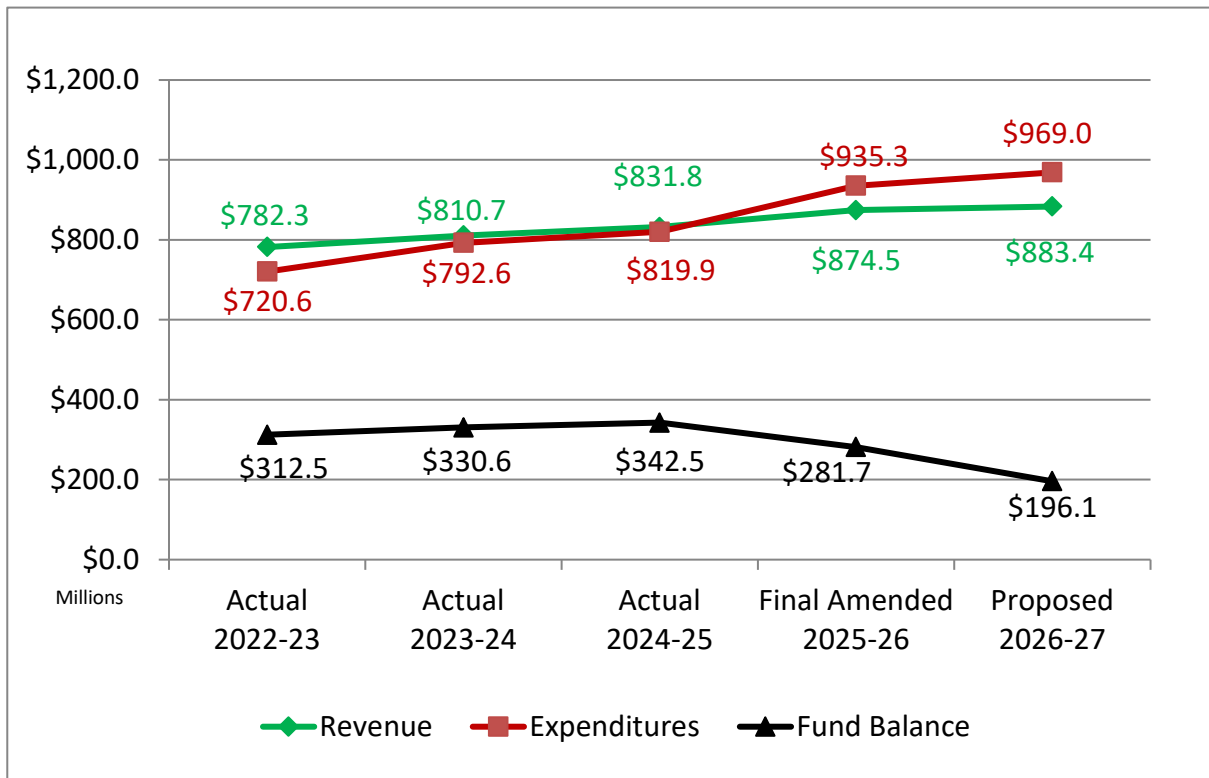
	<u>2025-26</u>	<u>2026-27</u>	<u>Change</u>
Kindergarten (Full-Day)	1 to 22.00	1 to 22.00	0.00
Grades 1, 2, 3	1 to 22.00	1 to 22.00	0.00
Grades 4, 5, 6	1 to 26.00	1 to 26.00	0.00
Grades 7, 8	1 to 26.00	1 to 26.00	0.00
Grade 9	1 to 27.00	1 to 27.00	0.00
Grades 10, 11, 12	1 to 27.00	1 to 27.00	0.00

Note: Teacher/pupil staffing ratios are used for hiring staff and are a targeted average for the District. Actual class sizes may vary widely depending on the move-in patterns of students, school demographics, etc.

Fund Balance Five-Year Comparison

	Actual 2022-23	Actual 2023-24	Actual 2024-25	Final Amended 2025-26	Proposed 2026-27	Percentage Change Increase/ (Decrease)
General	\$ 147,772,679	\$ 189,718,741	\$ 208,863,672	\$ 161,533,464	\$ 114,564,134	(29.08%)
Student Activities	4,878,682	4,533,920	4,683,389	1,833,389	58,389	(96.82%)
Tax Increment	-	-	-	-	-	0.00%
Nutrition Services	20,063,102	22,099,260	19,686,631	12,648,233	4,758,797	(62.38%)
Jordan Education Foundation	1,624,916	1,829,830	2,099,560	2,215,522	2,331,522	5.24%
Debt Service	889,632	771,593	82,324	467,018	754,387	61.53%
Capital Projects	113,580,851	96,861,088	101,497,147	82,202,610	58,634,581	(28.67%)
Self-Insurance	23,662,485	14,772,565	5,553,862	20,783,212	15,008,406	(27.79%)
Total	\$ 312,472,347	\$ 330,586,997	\$ 342,466,585	\$ 281,683,448	\$ 196,110,216	(30.38%)

District-Wide Financial Overview



Note: Fund balance amounts are as of June 30.

JORDAN SCHOOL DISTRICT

COMBINED STATEMENT OF REVENUES, EXPENDITURES, AND CHANGES IN FUND BALANCES - ALL FUNDS

For the Year Ending June 30, 2027 (With Comparative Totals for Prior Years)

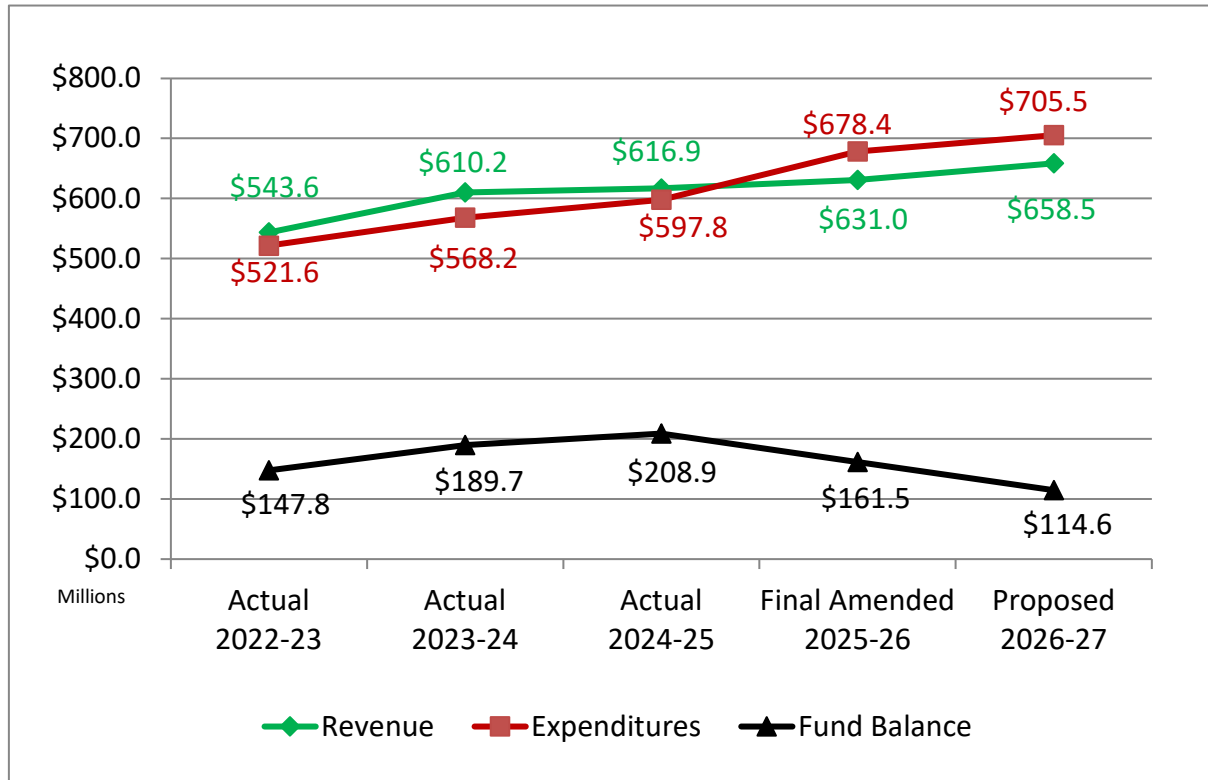
	Governmental Fund Types				
	General Fund	Student Activities	Pass-Through Taxes Fund	Nutrition Services Fund	Jordan Education Foundation
REVENUES					
Property Taxes					
State-Directed	\$ 176,421,531	\$ -	\$ 7,807,019	\$ -	\$ -
Board-Directed	12,478,469	-	-	-	-
Tax Increment Financing	-	-	20,906,011	-	-
Interest From Investments	11,000,000	375,000	-	700,000	60,000
Other Local	8,679,807	22,050,000	-	-	2,000,000
School Foods Sales	-	-	-	8,907,000	-
State of Utah	426,127,262	-	-	4,300,000	-
Federal Government	24,360,155	-	-	10,501,629	-
Total Revenues	659,067,224	22,425,000	28,713,030	24,408,629	2,060,000
EXPENDITURES					
Instruction	458,111,354	24,200,000	-	-	-
Support Services:					
Students	61,613,891	-	-	-	-
Instructional Staff	35,363,617	-	-	-	-
General District Administration	4,833,669	-	-	-	-
School Administration	48,064,731	-	-	-	-
Business	5,713,425	-	-	-	-
Operation & Maintenance of Facilities	58,603,451	-	-	-	-
Student Transportation	20,960,438	-	-	-	-
Personnel, Planning & Data Processing	11,286,897	-	-	-	-
Food Service	-	-	-	32,298,065	-
Community, Adult, Preschool and Other	-	-	28,713,030	-	2,475,674
Capital Acquisitions	-	-	-	-	-
Debt Service	953,407	-	-	-	-
Total Expenditures	705,504,880	24,200,000	28,713,030	32,298,065	2,475,674
Excess (Deficiency) of Revenues Over Expenditures	(46,437,656)	(1,775,000)	-	(7,889,436)	(415,674)
OTHER FINANCING SOURCES (USES)					
Bond Proceeds	-	-	-	-	-
Note Proceeds	-	-	-	-	-
Refunding Bonds Issued	-	-	-	-	-
Bond Premium	-	-	-	-	-
Payment to Refunded Bonds Escrow Agent	-	-	-	-	-
Lease Revenue Bonds Issued	-	-	-	-	-
Sale of Fixed Assets	-	-	-	-	-
Interfund Transfer In	-	-	-	-	531,674
Interfund Transfer Out	(531,674)	-	-	-	-
Subscription Assets	-	-	-	-	-
Total Other Finance Sources (Uses)	(531,674)	-	-	-	531,674
Excess (Deficiency) of Revenues and Other Sources Over Expenditures	(46,969,330)	(1,775,000)	-	(7,889,436)	116,000
Fund Balance, Beginning of Year	161,533,464	1,833,389	-	12,648,233	2,215,522
Fund Balance, End of Year	\$ 114,564,134	\$ 58,389	\$ -	\$ 4,758,797	\$ 2,331,522

Debt Service Fund	Capital Projects Fund	Proprietary Fund	Totals				
		Internal Service Fund	Proposed 2026-27	Final Amended 2025-26	Actual 2024-25	Actual 2023-24	Actual 2022-23
\$ -	\$ -	\$ -	\$ 184,228,550	\$ 180,436,815	\$ 165,336,384	\$ 151,018,802	\$ 156,987,451
15,346,800	54,921,780	-	82,747,049	81,720,475	86,595,083	95,906,438	93,027,401
-	-	-	20,906,011	19,005,465	21,499,966	20,728,999	19,619,335
300,000	2,500,000	900,000	15,835,000	18,160,000	22,195,139	24,044,387	15,832,789
-	100,000	73,821,269	106,651,076	100,117,902	91,258,235	75,315,970	72,919,475
-	-	-	8,907,000	9,147,313	9,035,057	9,124,123	8,084,056
-	-	-	430,427,262	426,522,009	400,388,670	394,441,114	325,739,304
-	419,258	-	35,281,042	39,344,468	31,253,586	37,405,647	51,789,964
<u>15,646,800</u>	<u>57,941,038</u>	<u>74,721,269</u>	<u>884,982,990</u>	<u>874,454,447</u>	<u>827,562,120</u>	<u>807,985,480</u>	<u>743,999,775</u>
-	-	-	482,311,354	458,388,580	403,624,445	388,836,345	359,807,397
-	-	-	61,613,891	61,168,717	52,365,265	45,445,352	38,774,240
-	-	-	35,363,617	34,226,291	27,182,992	25,800,747	23,839,577
-	-	-	4,833,669	5,333,331	4,806,793	4,824,709	4,002,357
-	-	-	48,064,731	46,696,791	44,299,264	41,903,250	38,826,491
-	-	-	5,713,425	5,525,175	4,495,272	4,683,332	4,371,160
-	-	-	58,603,451	59,400,624	52,717,003	48,342,785	45,849,214
-	-	-	20,960,438	21,149,094	19,654,998	18,150,033	16,549,332
-	-	-	11,286,897	10,425,851	8,090,285	8,446,340	7,501,885
-	-	-	32,298,065	31,810,340	29,389,008	27,561,662	25,110,251
-	-	80,496,075	111,684,779	106,782,478	97,667,960	80,333,322	76,533,027
-	81,559,067	-	81,559,067	78,377,895	54,524,904	74,349,235	52,644,664
<u>13,729,431</u>	<u>-</u>	<u>-</u>	<u>14,682,838</u>	<u>16,002,417</u>	<u>21,130,302</u>	<u>23,950,855</u>	<u>26,833,832</u>
<u>13,729,431</u>	<u>81,559,067</u>	<u>80,496,075</u>	<u>968,976,222</u>	<u>935,287,584</u>	<u>819,948,491</u>	<u>792,627,967</u>	<u>720,643,427</u>
<u>1,917,369</u>	<u>(23,618,029)</u>	<u>(5,774,806)</u>	<u>(83,993,232)</u>	<u>(60,833,137)</u>	<u>7,613,629</u>	<u>15,357,513</u>	<u>23,356,348</u>
-	-	-	-	-	-	-	-
-	-	-	-	-	-	-	-
-	-	-	-	-	-	-	-
-	-	-	-	-	-	-	-
-	-	-	-	-	-	-	37,858,000
-	50,000	-	50,000	50,000	2,307,525	202,872	177,686
-	-	-	531,674	25,525,035	413,553	432,441	348,311
-	-	-	(531,674)	(25,525,035)	(413,553)	(432,441)	(348,311)
-	-	-	-	-	1,958,434	2,554,265	287,001
<u>-</u>	<u>50,000</u>	<u>-</u>	<u>50,000</u>	<u>50,000</u>	<u>4,265,959</u>	<u>2,757,137</u>	<u>38,322,687</u>
<u>1,917,369</u>	<u>(23,568,029)</u>	<u>(5,774,806)</u>	<u>(83,943,232)</u>	<u>(60,783,137)</u>	<u>11,879,588</u>	<u>18,114,650</u>	<u>61,679,035</u>
<u>467,018</u>	<u>82,202,610</u>	<u>20,783,212</u>	<u>281,683,448</u>	<u>342,466,585</u>	<u>330,586,997</u>	<u>312,472,347</u>	<u>250,793,312</u>
<u>\$ 2,384,387</u>	<u>\$ 58,634,581</u>	<u>\$ 15,008,406</u>	<u>\$ 197,740,216</u>	<u>\$ 281,683,448</u>	<u>\$ 342,466,585</u>	<u>\$ 330,586,997</u>	<u>\$ 312,472,347</u>

GENERAL FUND – FUND 10

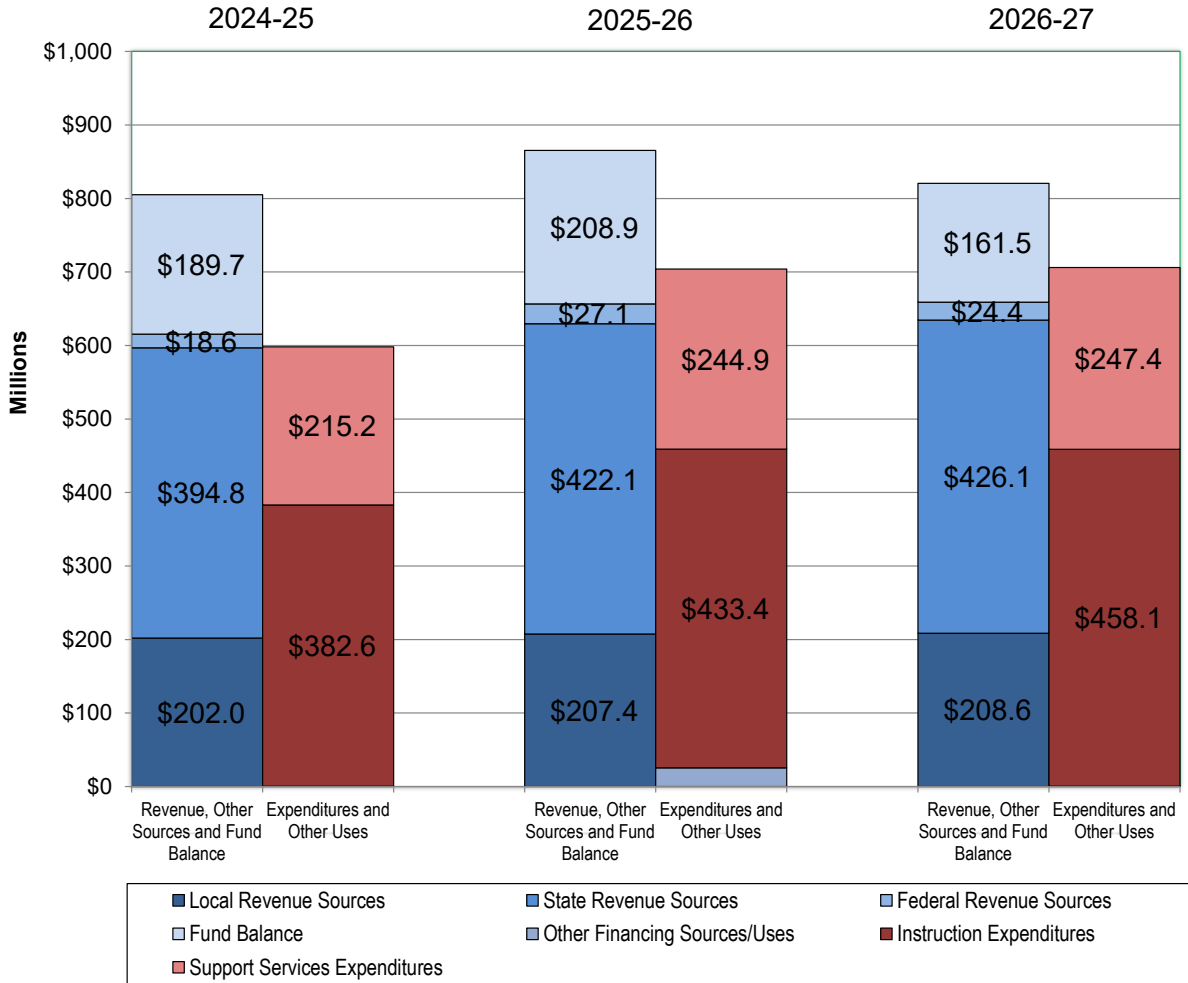
The General Fund is used to account for resources which are not required legally or by sound financial management to be accounted for in another fund. Utah law defines the General Fund as the Maintenance and Operation Fund.

General Fund Financial Overview

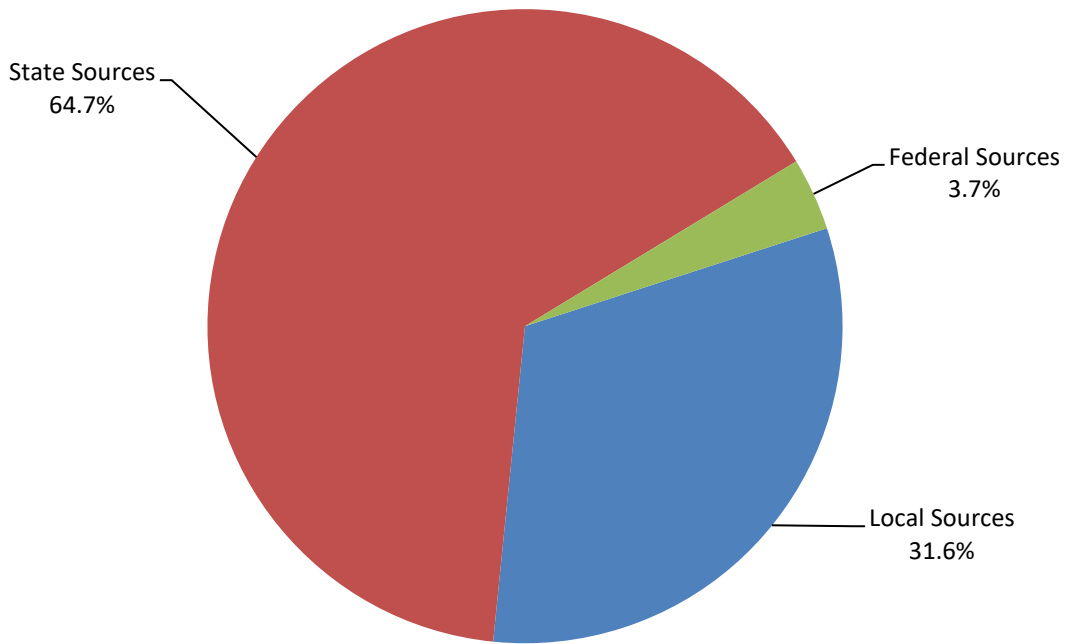


Note: Fund balance amounts are as of June 30.

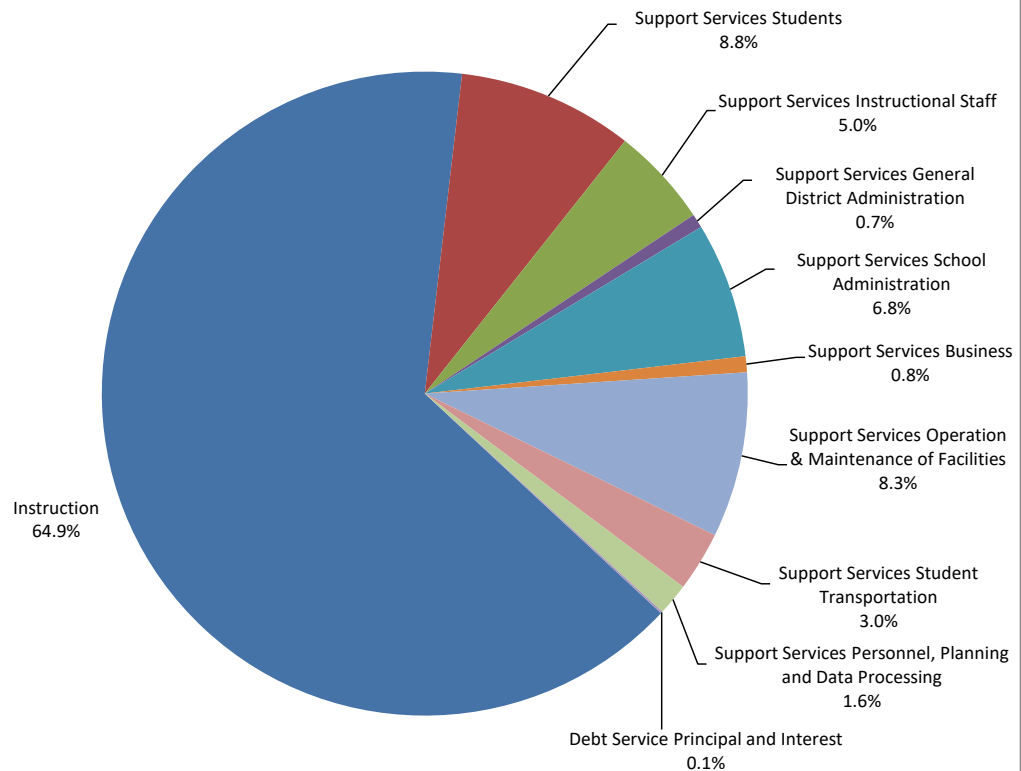
**General Fund
Schedule of Revenue, Other Sources, and Fund Balance by Source and
Distribution of Expenditures and Other Uses**



General Fund Revenue Sources



General Fund Budgeted Expenditures by Function



JORDAN SCHOOL DISTRICT

FUND 10 - GENERAL FUND

STATEMENT OF REVENUES, EXPENDITURES AND CHANGES IN FUND BALANCES

	Actual 2022-23	Actual 2023-24	Actual 2024-25	Final Amended 2025-26	Proposed 2026-27
REVENUES					
Local Sources	\$ 191,952,434	\$ 196,801,638	\$ 202,008,935	\$ 207,377,902	\$ 208,579,807
State Sources	314,808,368	386,758,642	394,833,721	422,100,009	426,127,262
Federal Sources	36,875,603	24,471,493	18,556,683	27,086,481	24,360,155
Total Revenues	543,636,405	608,031,773	615,399,339	656,564,392	659,067,224
EXPENDITURES					
Current:					
Instruction	340,888,227	369,076,992	382,624,681	433,438,580	458,111,354
Support Services					
Students	38,774,240	45,445,352	52,365,265	61,168,717	61,613,891
Instructional Staff	23,839,577	25,800,747	27,182,992	34,226,291	35,363,617
General District Administration	4,002,357	4,824,709	4,806,793	5,333,331	4,833,669
School Administration	38,826,491	41,903,250	44,299,264	46,696,791	48,064,731
Business	4,371,160	4,683,332	4,495,272	5,525,175	5,713,425
Operation & Maintenance of Facilities	45,849,214	48,342,785	52,717,003	59,400,624	58,603,451
Student Transportation	16,549,332	18,150,033	19,654,998	21,149,094	20,960,438
Personnel, Planning and Data Processing	7,501,885	8,446,340	8,090,285	10,425,851	11,286,897
Debt Service:					
Principal	910,106	1,466,430	1,526,789	990,845	944,979
Interest	95,455	67,565	35,947	14,266	8,428
Total Expenditures	521,608,044	568,207,535	597,799,289	678,369,565	705,504,880
Excess (Deficiency) of Revenues Over Expenditures	22,028,361	39,824,238	17,600,050	(21,805,173)	(46,437,656)
Other Financing Sources (Uses)					
Interfund Transfer Out	(348,311)	(432,441)	(413,553)	(25,525,035)	(531,674)
Subscription Assets	287,001	2,554,265	1,958,434	-	-
Fund Balance, Beginning of Year	125,805,628	147,772,679	189,718,741	208,863,672	161,533,464
Ending Fund Balance	<u>\$ 147,772,679</u>	<u>\$ 189,718,741</u>	<u>\$ 208,863,672</u>	<u>\$ 161,533,464</u>	<u>\$ 114,564,134</u>
FUND BALANCE					
Nonspendable					
Inventories	\$ 1,331,767	\$ 1,265,948	\$ 1,123,203	\$ 1,400,000	\$ 1,400,000
Restricted for					
Programs	2,045,463	1,823,553	-	-	-
Committed to					
Contractual Obligations	3,216,532	1,232,134	1,351,406	-	-
Economic Stabilization	29,000,000	31,100,000	31,700,000	33,900,000	35,200,000
Compensated Absences	6,079,945	14,807,756	11,981,610	15,250,000	15,250,000
Retiree Benefits	21,432,011	18,477,295	19,398,096	15,213,128	13,005,914
Closure of West Jordan Elementary	1,476,410	971,407	732,243	-	-
Assigned to					
Educational Programs	8,550,252	6,605,664	7,334,044	-	-
Personnel	53,673,960	32,696,176	74,675,099	49,708,220	49,708,220
Unassigned	20,966,339	80,738,808	60,567,971	46,062,116	-
Total Fund Balance	\$ 147,772,679	\$ 189,718,741	\$ 208,863,672	\$ 161,533,464	\$ 114,564,134

Notes: (1) The commitment for economic stabilization is permitted by state law. This reserve is for contingencies. According to state law, the District may not use this commitment in the negotiation or settlement of contract salaries for District employees. Expenditures from this commitment require a written resolution adopted by the Board of Education filed with the Utah State Office of Education and State Auditor. The legal maximum of this commitment is 5% of the maintenance and operation budget.

(2) The 2026-2027 proposed budget shows an unassigned fund balance of \$0, as required by state law. However, an unassigned fund balance will likely arise at year-end due to conservative budgeting practices.

JORDAN SCHOOL DISTRICT

FUND 10 - GENERAL

REVENUES

	Actual 2022-23	Actual 2023-24	Actual 2024-25	Final Amended 2025-26	Proposed 2026-27
REVENUES					
Local Sources					
Tax Revenue:					
State Directed	\$ 152,736,608	\$ 146,604,378	\$ 159,243,661	\$ 173,339,525	\$ 176,421,531
Board Directed	18,611,115	23,114,078	16,214,070	12,260,475	12,478,469
Interest	9,660,868	15,443,999	15,390,500	13,000,000	11,000,000
Tuition	1,580,417	1,500,189	1,387,768	699,000	699,000
Other	9,363,426	10,138,994	9,772,936	8,078,902	7,980,807
Total Local Revenues	191,952,434	196,801,638	202,008,935	207,377,902	208,579,807
State Sources					
Regular Basic School Programs:					
Regular School Program K-12	150,633,909	174,355,417	180,273,330	182,385,191	192,197,737
Professional Staff Costs	18,557,558	19,601,445	20,490,470	-	-
Restricted Basic School Programs:					
Special Education - Regular Program	27,601,371	37,538,619	36,736,305	38,031,808	38,328,472
Special Education - Self-Contained	4,717,775	5,044,717	5,569,589	6,082,666	6,082,666
Special Education - Preschool	4,717,972	5,850,531	6,849,421	8,006,917	6,220,174
Students At-Risk - Add-on	5,216,367	7,540,341	9,032,012	9,860,893	11,123,644
Career & Technical Education	8,058,709	9,161,806	10,408,036	15,160,485	10,204,223
Class Size Reduction	14,233,525	15,010,747	15,580,034	15,880,312	16,077,634
Related to Basic Programs:					
Pupil Transportation To and From	10,240,927	11,137,675	12,848,784	13,306,138	13,306,138
Flexible Allocation	-	145,662	153,041	22,069,325	-
Teacher and Classroom Salary Support	-	-	-	-	22,415,770
At-Risk Students	105,059	185,307	159,838	43,492	-
Youth-in-Custody	440,370	770,010	837,853	847,257	847,257
Adult Education	898,013	1,069,101	1,043,717	1,142,588	1,061,000
Gifted and Talented (Accelerated Learner)	359,812	375,592	420,131	562,531	326,580
Advanced Placement (Accelerated Learner)	175,370	318,156	321,424	718,073	292,677
Concurrent Enrollment (Accelerated Learner)	255,350	738,685	984,823	1,453,599	712,328
Early Literacy	983,290	712,074	-	-	-
Early Intervention (OEK)	984,148	423,846	78,721	101,527	-
Educator Salary Adjustment	16,914,969	34,756,062	36,689,185	42,126,322	43,373,117
Teacher Salary Supplement	1,820,354	1,993,272	2,130,591	1,895,511	1,895,511
Teachers' Supplies	462,933	461,660	1,001,112	986,035	986,035
Educator Professional Time	5,570,349	5,558,119	6,379,944	6,650,849	6,650,849
Trust Land	8,041,858	8,356,678	8,329,863	9,196,304	9,196,304
Teacher & Student Success Act	12,864,529	14,362,085	16,457,911	22,342,576	18,875,876
Student Health & Counseling Support	2,218,260	2,059,662	1,930,689	1,843,394	1,761,339
Beverly Taylor Sorenson Arts	1,943,873	1,898,172	2,249,597	2,539,673	2,036,000
Digital Teaching & Learning	1,743,743	1,565,902	1,563,061	1,452,952	-
Driver Education	799,611	1,200,104	607,125	600,000	600,000
Voted Leeway Subsidy	6,249,831	12,090,291	5,291,541	5,855,329	10,452,343
Board Leeway Subsidy	1,562,458	4,570,920	1,772,866	2,133,379	4,997,529
Other State Revenue	6,436,075	7,905,984	8,642,707	8,824,883	6,106,059
Total State Revenues	314,808,368	386,758,642	394,833,721	422,100,009	426,127,262
Federal Sources					
Title I Grants to Local Educational Agencies	2,689,371	1,435,128	2,010,134	5,195,286	4,524,388
Special Education	15,045,275	13,399,827	12,496,012	15,818,889	15,101,468
Medical Assistance Program	573,069	1,559,733	825,296	973,593	800,000
Vocational Education	405,895	780,660	695,037	791,829	500,000
Federal CARES	15,518,143	5,020,446	137,033	-	-
Other Restricted	2,643,850	2,275,699	2,393,171	4,306,884	3,434,299
Total Federal Revenues	36,875,603	24,471,493	18,556,683	27,086,481	24,360,155
Total Revenues	\$ 543,636,405	\$ 608,031,773	\$ 615,399,339	\$ 656,564,392	\$ 659,067,224

JORDAN SCHOOL DISTRICT

FUND 10 - GENERAL

EXPENDITURES BY FUNCTION, BY OBJECT

	Actual 2022-23	Actual 2023-24	Actual 2024-25	Final Amended 2025-26	Proposed 2026-27
EXPENDITURES					
Instruction - Function 1000					
Salaries - Teachers	\$ 193,040,160	\$ 209,740,905	\$ 216,519,583	221,708,378	247,879,213
Salaries - Substitute Teachers	7,304,081	7,782,125	8,159,830	7,459,124	8,841,371
Salaries - Teacher Aides	20,790,642	26,277,420	30,410,816	52,144,077	48,501,317
Salaries - All Other	4,238,275	4,309,239	4,417,270	4,430,496	4,576,186
Total Salaries	225,373,158	248,109,689	259,507,499	285,742,075	309,798,087
State Retirement	43,215,534	47,183,015	47,525,848	47,813,097	50,623,644
Social Security	16,693,802	18,372,658	19,240,730	19,398,227	19,437,208
Local Retirement	871,418	796,728	688,662	688,662	688,663
Group Insurance	22,279,847	21,970,000	30,972,816	35,812,726	42,530,644
Industrial Insurance	203,770	248,219	260,631	263,366	265,786
Unemployment Insurance	67,243	61,385	58,134	100,000	100,000
Disability	485,941	497,283	496,475	474,897	474,635
Total Benefits	83,817,555	89,129,288	99,243,296	104,550,975	114,120,580
Purchased Services	6,658,187	6,826,008	7,055,411	5,784,453	6,002,959
Supplies	7,156,096	6,596,214	6,555,046	29,847,046	21,492,558
Textbooks	1,275,441	7,711,522	1,012,987	1,884,147	1,690,246
Software	959,012	3,486,428	2,322,832	2,106,643	1,966,737
All Other Supplies & Material	14,838,587	6,174,942	6,182,301	2,843,932	2,621,973
Total Supplies & Materials	24,229,136	23,969,106	16,073,166	36,681,768	27,771,514
Equipment	673,626	950,840	653,751	592,183	300,000
Other Objects	136,565	92,061	91,558	87,126	118,214
Total Expenditures - Instruction	\$ 340,888,227	\$ 369,076,992	\$ 382,624,681	\$ 433,438,580	\$ 458,111,354
Support Services/Students - Function 2100					
Salaries - Guidance	\$ 10,476,571	\$ 12,603,329	\$ 14,063,381	13,890,706	13,892,985
Salaries - Health Services	9,264,129	10,402,847	12,388,283	15,498,039	15,404,713
Salaries - Psychologists	5,657,427	6,965,403	7,385,282	8,543,413	7,856,111
Salaries - Attendance and Social Work	1,155,373	1,389,715	1,552,866	2,071,993	1,844,769
Salaries - Secretarial & Clerical	131,122	314,999	533,532	618,027	629,129
Salaries - Other	1,113,211	1,193,622	1,146,217	1,133,632	1,132,776
Total Salaries	27,797,833	32,869,915	37,069,561	41,755,810	40,760,483
Employee Benefits	10,227,255	11,842,272	14,069,119	17,124,188	17,917,362
Purchased Services	557,402	210,206	591,953	993,212	2,658,922
Supplies & Materials	177,447	490,222	255,323	1,269,757	250,874
Equipment	-	-	-	3,000	4,500
Other Objects	14,303	32,737	379,309	22,750	21,750
Total Expenditures - Support Services/Students	\$ 38,774,240	\$ 45,445,352	\$ 52,365,265	\$ 61,168,717	\$ 61,613,891
Support Services/Instructional Staff - Function 2200					
Salaries - Supervisors & Consultants	\$ 2,780,677	\$ 2,956,957	\$ 3,068,767	3,285,008	3,344,640
Salaries - Teachers	7,490,216	8,594,372	9,427,604	10,523,687	13,384,522
Salaries - Librarians & Media Assistants	2,921,324	3,211,179	3,340,178	3,542,300	3,593,553
Salaries - Secretarial & Clerical	965,316	919,597	977,273	1,088,455	1,090,899
Salaries - All Other	174,119	12,823	174,578	276,303	261,720
Total Salaries	14,331,652	15,694,928	16,988,400	18,715,753	21,675,334

JORDAN SCHOOL DISTRICT

FUND 10 - GENERAL

EXPENDITURES BY FUNCTION, BY OBJECT

	Actual 2022-23	Actual 2023-24	Actual 2024-25	Final Amended 2025-26	Proposed 2026-27
Support Services/Instructional Staff - Function 2200 (cont.)					
Employee Benefits	\$ 4,725,778	\$ 5,264,782	\$ 6,067,981	6,581,744	6,888,314
Purchased Services	3,076,647	2,652,748	2,481,506	3,912,063	3,387,717
Supplies & Materials (except as below)	940,174	1,429,306	1,167,951	4,036,358	2,698,360
Library Books	725,011	723,215	739,661	939,741	667,755
Equipment	4,311	47	128	3,500	3,300
Other Objects	36,004	35,721	(262,635)	37,132	42,837
Total Expenditures - Support Services/Instructional Staff	\$ 23,839,577	\$ 25,800,747	\$ 27,182,992	\$ 34,226,291	\$ 35,363,617
Support Services/General District Administration - Function 2300					
Salaries - Superintendent and School Board	\$ 347,435	\$ 368,114	\$ 378,030	392,374	392,374
Salaries - Assistant Superintendents	1,519,990	1,779,795	1,829,127	1,884,486	1,888,103
Salaries - Secretarial & Clerical	492,073	561,172	568,039	488,744	485,974
Salaries - All Other	67,811	88,033	48,120	250	250
Total Salaries	2,427,309	2,797,114	2,823,316	2,765,854	2,766,701
Employee Benefits	914,750	1,022,067	1,100,510	1,123,651	1,123,142
Purchased Services	481,602	763,697	702,817	1,241,242	741,242
Supplies & Materials	110,245	181,389	160,172	126,584	126,584
Other Objects	68,451	60,442	19,978	76,000	76,000
Total Expenditures - Support Services/General District Administration	\$ 4,002,357	\$ 4,824,709	\$ 4,806,793	\$ 5,333,331	\$ 4,833,669
Support Services/School Administration - Function 2400					
Salaries - Principals & Assistants	\$ 20,138,426	\$ 21,667,448	\$ 22,879,500	23,696,842	24,652,729
Salaries - Secretarial & Clerical	7,305,947	8,101,210	8,373,612	8,657,070	8,687,923
Salaries - All Other	517,385	653,420	565,911	637,265	637,265
Total Salaries	27,961,758	30,422,078	31,819,023	32,991,177	33,977,917
Employee Benefits	10,337,598	10,992,006	12,066,198	12,773,882	13,325,614
Purchased Services and Other	527,135	489,166	414,043	931,732	761,200
Total Expenditures - Support Services/School Administration	\$ 38,826,491	\$ 41,903,250	\$ 44,299,264	\$ 46,696,791	\$ 48,064,731
Support Services/Business Administration - Function 2500					
Salaries - Classified Supervisors	\$ 406,100	\$ 441,102	\$ 453,324	467,686	467,685
Salaries - Secretarial & Clerical	1,488,677	1,575,727	1,654,641	1,861,426	1,872,206
Salaries - Other	22,331	54,557	52,886	58,201	58,201
Total Salaries	1,917,108	2,071,386	2,160,851	2,387,313	2,398,092
Employee Benefits	794,397	843,917	921,883	1,062,488	1,135,318
Purchased Services and Insurance	1,623,769	1,745,840	1,391,274	2,046,409	2,148,550
Supplies & Materials	21,714	15,256	16,879	23,045	24,425
Equipment	2,165	921	-	490	1,610
Other Objects	12,007	6,012	4,385	5,430	5,430
Total Expenditures - Support Services/Business Administration	\$ 4,371,160	\$ 4,683,332	\$ 4,495,272	\$ 5,525,175	\$ 5,713,425

JORDAN SCHOOL DISTRICT

FUND 10 - GENERAL

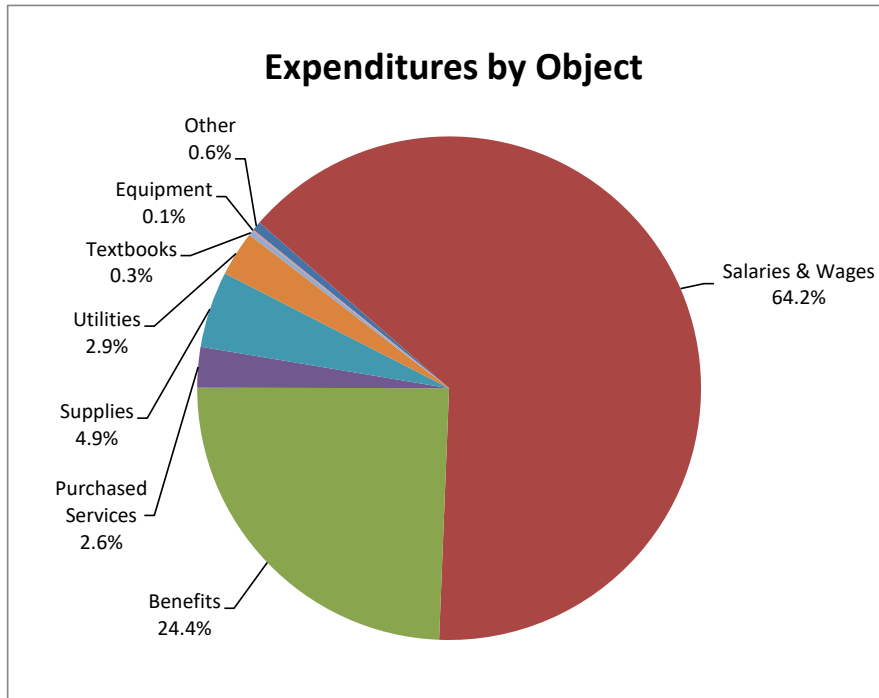
EXPENDITURES BY FUNCTION, BY OBJECT

	Actual 2022-23	Actual 2023-24	Actual 2024-25	Final Amended 2025-26	Proposed 2026-27
Support Services/Operation & Maintenance of Plant - Function 2600					
Salaries - Administrator	\$ 265,003	\$ 194,008	\$ 196,886	201,501	201,501
Salaries - Secretarial	439,760	410,857	341,577	325,157	325,157
Salaries - Warehouse	220,881	409,769	489,803	521,310	521,310
Salaries - Delivery	869,846	949,921	1,113,579	1,423,294	1,423,696
Salaries - Security	213,763	228,250	235,927	249,205	251,672
Salaries - Director/Coordinator	863,319	965,296	1,007,422	829,743	829,543
Salaries - Custodians	7,316,325	8,334,402	8,825,760	9,610,499	9,460,555
Salaries - Sweepers	2,781,682	3,158,697	3,471,048	5,030,444	5,063,455
Salaries - Summer Help	10,850	78,683	40,204	80,000	80,000
Salaries - Trades	5,300,969	5,601,942	5,658,115	5,903,172	5,903,829
Total Salaries	18,282,398	20,331,825	21,380,321	24,174,325	24,060,718
Employee Benefits	6,864,184	7,391,387	8,379,012	9,431,774	9,869,736
Purchased Services	2,489,964	2,189,184	1,973,763	2,278,971	2,266,971
Utilities and Supplies	17,788,317	17,505,668	20,578,944	22,603,960	22,333,446
Equipment	121,846	309,374	385,069	888,914	49,900
Other Objects	302,505	615,347	19,894	22,680	22,680
Total Expenditures - Support Services/Operation & Maintenance of Plant	\$ 45,849,214	\$ 48,342,785	\$ 52,717,003	\$ 59,400,624	\$ 58,603,451
Support Services/Student Transportation Services - Function 2700					
Salaries - Secretarial & Clerical	\$ 960,526	\$ 1,021,213	\$ 1,052,680	1,169,215	1,168,136
Salaries - Supervisors	142,818	155,372	161,235	167,384	167,384
Salaries - Bus Drivers	7,575,588	8,235,241	8,791,420	8,950,188	9,039,188
Salaries - Mechanics	956,502	1,035,888	1,173,515	884,819	884,819
Salaries - Other	367,831	423,943	421,741	614,259	614,273
Total Salaries	10,003,265	10,871,657	11,600,591	11,785,865	11,873,800
Employee Benefits	3,942,056	4,104,888	4,813,910	5,165,240	5,167,863
Purchased Services	491,486	432,268	502,990	407,254	428,040
Fuel, Supplies, and Materials	2,068,114	2,699,003	2,473,297	3,783,735	3,483,735
Other Objects	44,411	42,217	264,210	7,000	7,000
Total Expenditures - Support Services/Student Transportation Services	\$ 16,549,332	\$ 18,150,033	\$ 19,654,998	\$ 21,149,094	\$ 20,960,438
Support Services/Personnel, Planning, and Data Processing - Function 2800					
Salaries	\$ 4,397,202	\$ 4,635,850	\$ 4,813,129	5,336,905	5,848,659
Employee Benefits	1,663,729	1,747,497	1,945,760	2,262,822	2,599,290
Purchased Services	1,792,473	1,890,592	1,816,628	2,557,915	2,570,759
Supplies & Materials	(370,370)	152,218	(507,482)	242,709	242,689
Other Objects	18,851	20,183	22,250	25,500	25,500
Total Expenditures - Support Services/Personnel, Planning, and Data Processing	\$ 7,501,885	\$ 8,446,340	\$ 8,090,285	\$ 10,425,851	\$ 11,286,897
Debt Service Related to Subscription-Based Technology Arrangements - Function 5000					
Principal	\$ 910,106	\$ 1,466,430	\$ 1,526,789	990,845	944,979
Interest	95,455	67,565	35,947	14,266	8,428
Total Expenditures - Debt Service Related to Subscription-Based Technology Arrangements	\$ 1,005,561	\$ 1,533,995	\$ 1,562,736	\$ 1,005,111	\$ 953,407
Total Expenditures	\$ 521,608,044	\$ 568,207,535	\$ 597,799,289	\$ 678,369,565	\$ 705,504,880

General Fund – Summary of Expenditures by Function

Function Number	Function	Actual 2022-23	Actual 2023-24	Actual 2024-25	Final Amended 2025-26	Proposed 2026-27
1000	Instruction	\$ 340,888,227 65.35%	\$ 369,076,992 64.95%	\$ 382,624,681 64.01%	\$ 433,438,580 63.89%	\$ 458,111,354 64.93%
2100	Student Support Services	38,774,240 7.43%	45,445,352 8.00%	52,365,265 8.76%	61,168,717 9.02%	61,613,891 8.73%
2200	Instructional Staff Support Services	23,839,577 4.57%	25,800,747 4.54%	27,182,992 4.55%	34,226,291 5.05%	35,363,617 5.01%
2300	General District Administration	4,002,357 0.77%	4,824,709 0.85%	4,806,793 0.80%	5,333,331 0.79%	4,833,669 0.69%
2400	School Administration	38,826,491 7.44%	41,903,250 7.37%	44,299,264 7.41%	46,696,791 6.88%	48,064,731 6.81%
2500	Business	4,371,160 0.84%	4,683,332 0.82%	4,495,272 0.75%	5,525,175 0.81%	5,713,425 0.81%
2600	Operation & Maintenance of Facilities	45,849,214 8.79%	48,342,785 8.51%	52,717,003 8.82%	59,400,624 8.76%	58,603,451 8.31%
2700	Student Transportation	16,549,332 3.17%	18,150,033 3.19%	19,654,998 3.29%	21,149,094 3.12%	20,960,438 2.97%
2800	Personnel, Planning and Data Processing	7,501,885 1.44%	8,446,340 1.49%	8,090,285 1.35%	10,425,851 1.54%	11,286,897 1.60%
5000	Debt Service	1,005,561 0.19%	1,533,995 0.27%	1,562,736 0.26%	1,005,111 0.15%	953,407 0.14%
Total Expenditures By Function		\$ 521,608,044	\$ 568,207,535	\$ 597,799,289	\$ 678,369,565	\$ 705,504,880
Enrollment During Year (October 1)		57,829	57,436	57,083	55,820	55,138
Expenditures Per Pupil		\$ 9,020	\$ 9,893	\$ 10,472	\$ 12,153	\$ 12,795

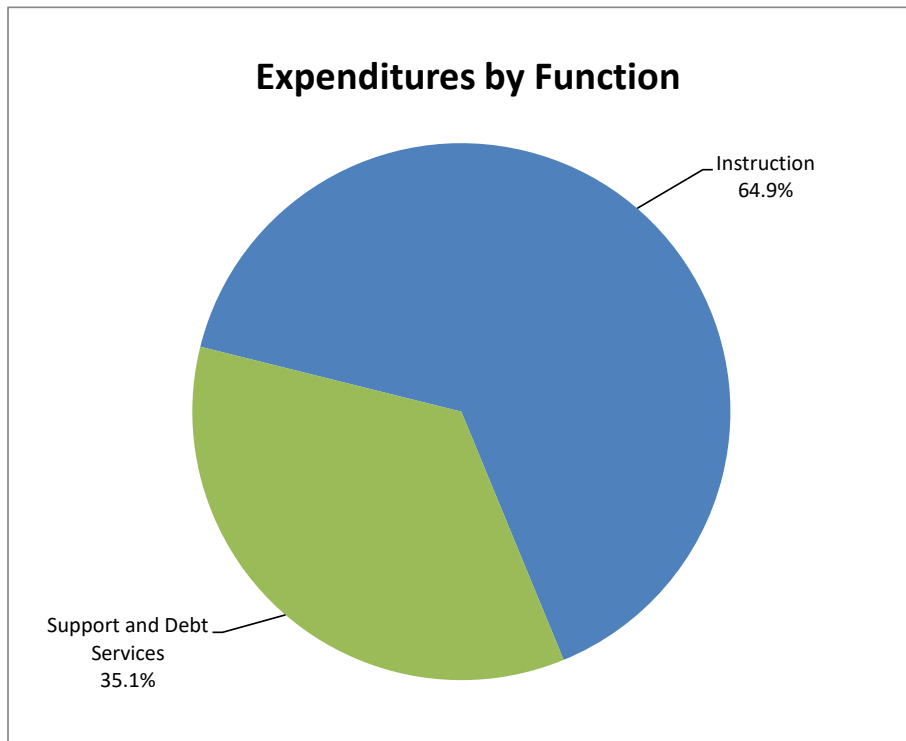
Note: The 2025-26 Final Amended expenditures are overstated by the deferred revenue that will be determined as of June 30, 2026.



General Fund – Expenditures by Function per Pupil

Function Number	Function	Actual 2022-23	Actual 2023-24	Actual 2024-25	Final Amended 2025-26	Proposed 2026-27
1000	Instruction	\$ 5,895 65.35%	\$ 6,426 64.95%	\$ 6,703 64.01%	\$ 7,765 63.89%	\$ 8,308 64.93%
2100	Student Support Services	670 7.43%	791 8.00%	917 8.76%	1,096 9.02%	1,117 8.73%
2200	Instructional Staff Support Services	412 4.57%	449 4.54%	476 4.55%	613 5.05%	641 5.01%
2300	General District Administration	69 0.77%	84 0.85%	84 0.80%	96 0.79%	88 0.69%
2400	School Administration	671 7.44%	730 7.37%	776 7.41%	837 6.88%	872 6.81%
2500	Business	76 0.84%	82 0.82%	79 0.75%	99 0.81%	104 0.81%
2600	Operation & Maintenance of	793 8.79%	842 8.51%	924 8.82%	1,064 8.76%	1,063 8.31%
2700	Student Transportation	286 3.17%	316 3.19%	344 3.29%	379 3.12%	380 2.97%
2800	Personnel, Planning and Data	130 1.44%	147 1.49%	142 1.35%	187 1.54%	205 1.60%
5000	Debt Service	17 0.19%	27 0.27%	27 0.26%	18 0.15%	17 0.14%
Total Expenditures By Function		\$ 9,020	\$ 9,893	\$ 10,472	\$ 12,153	\$ 12,795

Note: The 2025-26 Final Amended expenditures are overstated by the deferred inflows that will be determined as of June 30, 2026. Including the deferred inflows overstates the expenditures per pupil in 2026-27; thereby, overstating the true per pupil increase between 2024-25, 2025-26 and 2026-27.



JORDAN SCHOOL DISTRICT

FUND 10 - GENERAL FUND

STATEMENT OF REVENUES, EXPENDITURES AND CHANGES IN FUND BALANCES
WITHOUT CONTINGENCIES AND CARRYOVERS

	Actual 2022-23	Actual 2023-24	Actual 2024-25	Final Amended 2025-26	Proposed 2026-27
REVENUES					
Local Sources	\$ 191,952,434	\$ 196,801,638	\$ 202,008,935	\$ 207,377,902	\$ 208,579,807
State Sources	314,808,368	386,758,642	394,833,721	422,100,009	426,127,262
Federal Sources	36,875,603	24,471,493	18,556,683	27,086,481	24,360,155
Total Revenues	<u>543,636,405</u>	<u>608,031,773</u>	<u>615,399,339</u>	<u>656,564,392</u>	<u>659,067,224</u>
EXPENDITURES					
Current:					
Instruction	340,888,227	369,076,992	382,624,681	425,104,536	444,629,293
Support Services					
Students	38,774,240	45,445,352	52,365,265	61,168,717	61,613,891
Instructional Staff	23,839,577	25,800,747	27,182,992	34,226,291	35,363,617
General District Administration	4,002,357	4,824,709	4,806,793	5,333,331	4,833,669
School Administration	38,826,491	41,903,250	44,299,264	46,696,791	48,064,731
Business	4,371,160	4,683,332	4,495,272	5,525,175	5,713,425
Operation & Maintenance of Facilities	45,849,214	48,342,785	52,717,003	57,400,624	56,603,451
Student Transportation	16,549,332	18,150,033	19,654,998	20,149,094	19,960,438
Personnel, Planning and Data Processing	7,501,885	8,446,340	8,090,285	10,425,851	11,286,897
Debt Service:					
Principal	910,106	1,466,430	1,526,789	990,845	944,979
Interest	95,455	67,565	35,947	14,266	8,428
Total Expenditures	<u>521,608,044</u>	<u>568,207,535</u>	<u>597,799,289</u>	<u>667,035,521</u>	<u>689,022,819</u>
Excess (Deficiency) of Revenues Over Expenditures	22,028,361	39,824,238	17,600,050	(10,471,129)	(29,955,595)
Other Financing Sources (Uses)					
Interfund Transfer Out	(348,311)	(432,441)	(413,553)	(25,525,035)	(531,674)
Fund Balance, Beginning of Year	<u>125,805,628</u>	<u>147,772,679</u>	<u>189,718,741</u>	<u>208,863,672</u>	<u>172,867,508</u>
Ending Fund Balance	<u>\$ 147,772,679</u>	<u>\$ 189,718,741</u>	<u>\$ 208,863,672</u>	<u>\$ 172,867,508</u>	<u>\$ 142,380,239</u>
FUND BALANCE					
Nonspendable					
Inventories	\$ 1,331,767	\$ 1,265,948	\$ 1,123,203	\$ 1,400,000	\$ 1,400,000
Restricted for					
Programs	2,045,463	1,823,553	-	-	-
Committed to					
Contractual Obligations	3,216,532	1,232,134	1,351,406	1,351,406	1,351,406
Economic Stabilization	29,000,000	31,100,000	31,700,000	33,900,000	35,200,000
Compensated Absences	6,079,945	14,807,756	11,981,610	15,250,000	15,250,000
Retiree Benefits	21,432,011	18,477,295	19,398,096	15,213,128	13,005,914
West Jordan Feeder	1,476,410	971,407	732,243	-	-
Educator Grants	-	-	-	-	-
Assigned to					
Educational Programs	8,550,252	6,605,664	7,334,044	7,334,044	7,334,044
Personnel	53,673,960	32,696,176	74,675,099	49,708,220	49,708,220
Unassigned	<u>20,966,339</u>	<u>80,738,808</u>	<u>60,567,971</u>	<u>48,710,710</u>	<u>19,130,655</u>
Total Fund Balance	<u>\$ 147,772,679</u>	<u>\$ 189,718,741</u>	<u>\$ 208,863,672</u>	<u>\$ 172,867,508</u>	<u>\$ 142,380,239</u>

Notes: (1) The commitment for economic stabilization is permitted by state law. This reserve is for contingencies. According to state law, the District may not use this commitment in the negotiation or settlement of contract salaries for District employees. Expenditures from this commitment require a written resolution adopted by the Board of Education filed with the Utah State Board of Education and State Auditor. The legal maximum of this commitment is 5% of the maintenance and operation budget.

JORDAN SCHOOL DISTRICT

FUND 10 - GENERAL

MAJOR GRANTS AWARDED

	Actual 2022-23	Actual 2023-24	Actual 2024-25	Final Amended 2025-26	Proposed 2026-27
State Sources					
Restricted Basic School Programs:					
Special Education - Regular Program	\$ 29,393,660	\$ 32,845,647	\$ 35,921,830	\$ 38,329,958	\$ 39,201,092
Special Education - Self-Contained	4,717,775	5,044,717	5,569,589	6,082,666	6,707,370
Special Education - Preschool	4,887,822	5,398,634	5,859,585	6,220,174	6,051,037
Career & Technical Education	9,554,666	10,061,083	10,531,852	10,314,929	9,180,388
Students At-Risk - Add-on	4,331,997	6,689,640	9,217,464	8,940,147	11,123,664
Class Size Reduction	14,233,525	15,010,747	15,580,034	15,888,716	16,077,634
Related to Basic Programs:					
Pupil Transportation To and From	10,240,927	11,137,675	12,919,879	12,983,873	13,765,422
Flexible Allocation	-	146,039	146,039	22,067,474	-
Teacher and Classroom Salary Support	-	-	-	-	22,415,770
At-Risk Students	123,245	138,223	203,330	-	-
Youth-in-Care	359,016	734,647	824,901	847,257	N/A
Adult Education	836,891	940,873	1,017,804	1,061,000	1,062,719
Enhancement for Accelerated Students	605,854	647,102	629,404	632,688	N/A
Concurrent Enrollment	589,875	647,346	712,328	830,660	N/A
Early Literacy	983,290	712,074	-	-	-
Early Intervention (OEK)	1,412,086	-	-	-	-
Educator Salary Adjustment	16,914,969	34,756,062	36,689,185	42,126,322	43,373,117
Teacher Salary Supplement / SHINE	543,672	1,993,272	675,265	1,895,511	1,741,575
Teacher Supplies and Materials	462,933	461,660	1,001,112	986,035	986,035
Educator Professional Time	-	5,526,497	6,379,944	6,650,849	6,697,017
School LAND Trust Program	7,586,103	8,040,245	8,364,034	8,775,649	10,473,694
Teacher & Student Success Act	12,778,179	15,122,362	16,227,598	18,871,947	18,882,101
Student Health & Counseling Support	2,218,260	2,023,662	1,930,689	1,761,339	1,460,615
Beverly Taylor Sorenson Arts	2,146,012	2,256,676	2,092,000	2,030,000	N/A
Digital Teaching & Learning	1,572,841	1,565,902	1,563,061	1,452,952	-
Driver Education	542,466	1,200,104	477,128	-	N/A
Voted Leeway Subsidy	6,249,831	12,090,291	5,291,541	5,725,994	10,452,343
Board Leeway Subsidy	1,562,458	3,022,573	1,772,866	2,737,741	4,997,526
Total State Revenues	134,848,353	178,213,753	181,598,462	217,213,881	224,649,119
Federal Sources					
Title I Grants to Local Educational Agencies	1,580,790	1,581,013	1,807,610	5,806,512	2,036,341
Special Education	14,433,119	10,134,842	12,350,677	12,500,000	12,500,000
Medical Assistance Program	573,069	1,559,733	825,295	800,000	800,000
Career & Technical Education	850,934	477,132	628,260	628,260	628,260
Total Federal Revenues	17,437,912	13,752,720	15,611,842	19,734,772	15,964,601
Total Revenues	\$ 152,286,265	\$ 191,966,473	\$ 197,210,304	\$ 236,948,653	\$ 240,613,720

Number of School Buildings in Operation

School Opening Date	Elementary Schools	Middle Schools	High Schools	Other Schools	Total Schools	Increase (decrease) in School Buildings
1970	19	6	3	1	29	
1971	20	6	3	1	30	1
1972	21	6	3	1	31	1
1973	23	7	3	1	34	3
1974	25	7	3	2	37	3
1975	26	7	4	3	40	3
1976	30	7	4	3	44	4
1977	31	7	4	3	45	1
1978	33	7	5	3	48	3
1979	35	7	5	3	50	2
1980	38	9	5	4	56	6
1981	39	9	6	5	59	3
1982	40	9	6	5	60	1
1984	42	11	6	5	64	4
1986	43	11	6	5	65	1
1987	45	12	6	5	68	3
1988	46	12	6	5	69	1
1989	46	13	6	5	70	1
1994	46	14	6	5	71	1
1995	47	14	7	5	73	2
1998	51	15	7	5	78	5
1999	53	15	8	5	81	3
2002	53	15	8	6	82	1
2003	54	15	8	6	83	1
2004	56	15	8	6	85	2
2005	55	17	8	7	87	2
2006	57	17	8	7	89	2
2007	58	17	8	7	90	1
2008	60	17	8	7	92	2
2009**	32	9	4	5	50	(42)
2010	32	9	5	5	51	1
2011	33	9	5	5	52	1
2013	33	10	5	5	53	1
2014	34	10	5	5	54	1
2015	34	10	5	6	55	1
2017	36	10	5	6	57	2
2019	38	11	6	6	61	4
2020	38	12	6	6	62	1
2021	40	12	6	6	64	2
2022	41	12	6	6	65	1
2023	41	12	6	6	65	0
2024	42	12	6	6	66	1
2025	42	12	6	6	66	0
2026*	42	12	6	6	66	0

*Projected number of school buildings in operation for the 2026-27 school year.

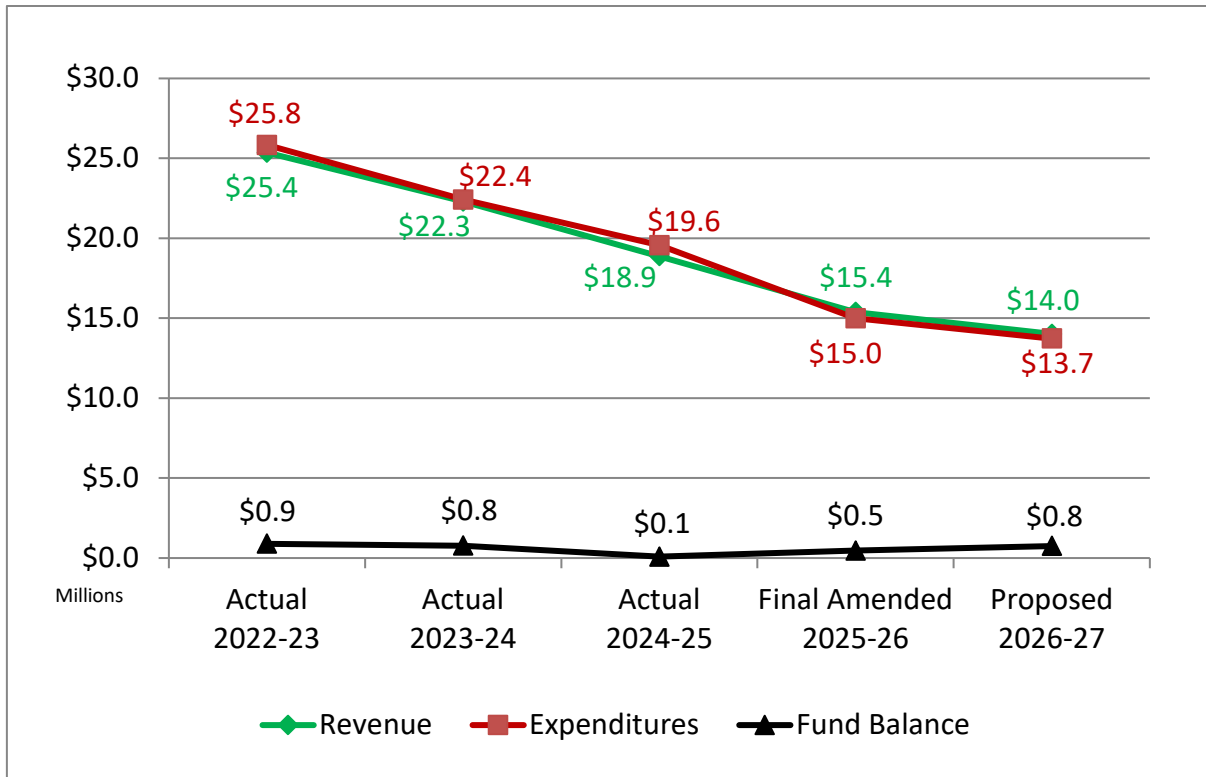
**Effective 2009-10, the District was divided into two districts.

This page intentionally left blank.

DEBT SERVICE – FUND 31

The Debt Service Fund is used to account for the accumulation of resources for, and payment of, principal, interest, and related costs on general obligation bonds.

Debt Service Financial Overview



Note: Fund balance amounts are as of June 30.

JORDAN SCHOOL DISTRICT

FUND 31 - DEBT SERVICE

STATEMENT OF REVENUES, EXPENDITURES AND CHANGES IN FUND BALANCES

	Actual 2022-23	Actual 2023-24	Actual 2024-25	Final Amended 2025-26	Proposed 2026-27
REVENUES					
Local Sources					
Property Tax	\$ 24,870,206	\$ 21,728,401	\$ 18,411,142	\$ 15,082,000	\$ 13,716,800
Interest	<u>481,594</u>	<u>570,420</u>	<u>467,155</u>	<u>300,000</u>	<u>300,000</u>
Total Revenues	<u>25,351,800</u>	<u>22,298,821</u>	<u>18,878,297</u>	<u>15,382,000</u>	<u>14,016,800</u>
EXPENDITURES					
Bond Principal	19,158,000	16,523,000	14,374,000	10,395,000	9,625,000
Bond Interest	6,667,771	5,891,360	5,191,066	4,594,806	4,096,931
Paying Agent Fees	<u>2,500</u>	<u>2,500</u>	<u>2,500</u>	<u>7,500</u>	<u>7,500</u>
Total Expenditures	<u>25,828,271</u>	<u>22,416,860</u>	<u>19,567,566</u>	<u>14,997,306</u>	<u>13,729,431</u>
Excess (Deficiency) of Revenues Over Expenditures	<u>(476,471)</u>	<u>(118,039)</u>	<u>(689,269)</u>	<u>384,694</u>	<u>287,369</u>
Fund Balance, Beginning of Year	<u>1,366,103</u>	<u>889,632</u>	<u>771,593</u>	<u>82,324</u>	<u>467,018</u>
Fund Balance, End of Year	<u>\$ 889,632</u>	<u>\$ 771,593</u>	<u>\$ 82,324</u>	<u>\$ 467,018</u>	<u>\$ 754,387</u>
FUND BALANCE					
Restricted for Debt Service	<u>\$ 889,632</u>	<u>\$ 771,593</u>	<u>\$ 82,324</u>	<u>\$ 467,018</u>	<u>\$ 754,387</u>
Total Fund Balance	<u>\$ 889,632</u>	<u>\$ 771,593</u>	<u>\$ 82,324</u>	<u>\$ 467,018</u>	<u>\$ 754,387</u>

JORDAN SCHOOL DISTRICT

SCHEDULE OF OUTSTANDING GENERAL OBLIGATION BONDS
General Long-Term Debt Issued by Jordan School District

Bonds Payable Summary

Bonds Payable, June 30, 2025	\$ 135,500,000
Less Bond Principal Payment (2025-26)	<u>(10,395,000)</u>
Bonds Payable, June 30, 2026	125,105,000
Less Bond Principal Payments (2026-27)	<u>(9,625,000)</u>
Bonds Payable, June 30, 2027	<u><u>\$ 115,480,000</u></u>

Computation of Legal Debt Margin - June 30, 2027

The general obligation indebtedness of the Board is limited to 4% of the value of taxable property in the District the legal debt limit and additional debt incurring capacity of the Board are based on the estimated fair market value for 2026 and are calculated as follows:

Estimated 2026 Fair Market Value	\$ 77,800,000,000
Debt Limit (4% of Fair Market Value)	3,112,000,000
Less: General Obligation Debt at June 30, 2027	<u>(115,480,000)</u>
Additional Debt Incurring Capacity	<u><u>\$ 2,996,520,000</u></u>

JORDAN SCHOOL DISTRICT

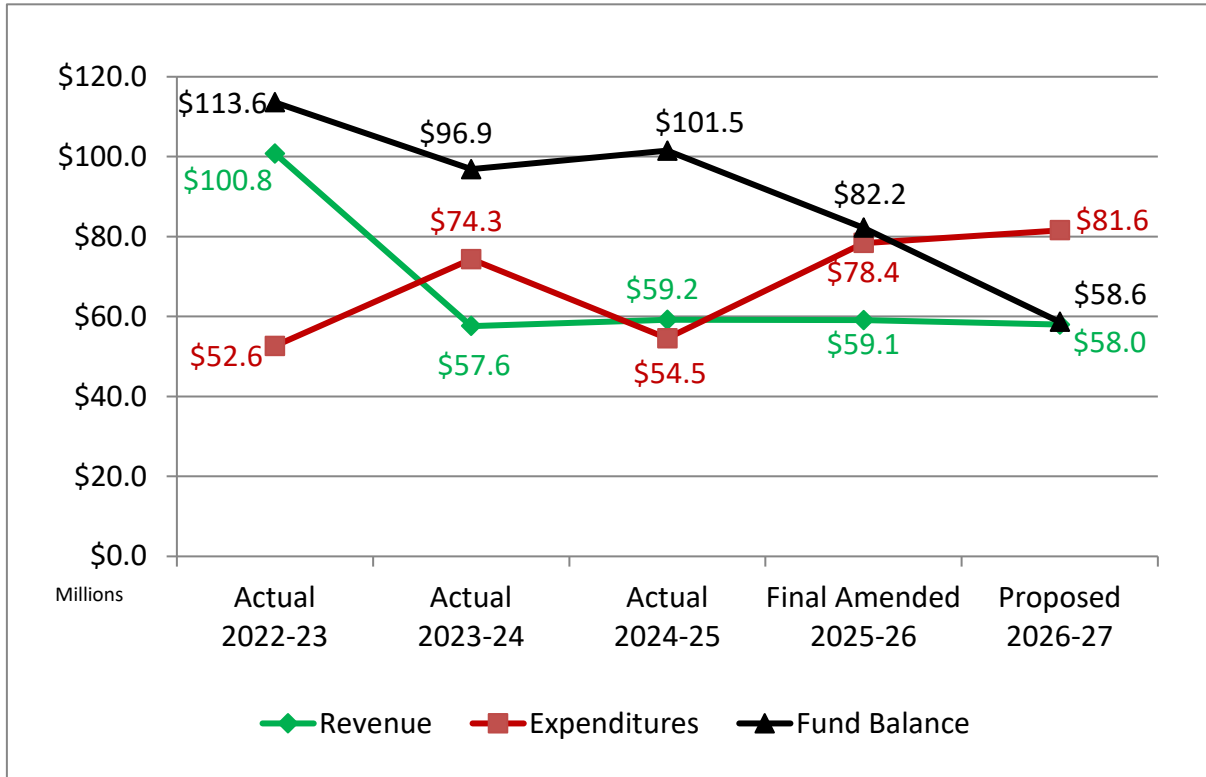
SCHEDULE OF OUTSTANDING GENERAL OBLIGATION BONDS
General Long-Term Debt

		Series 2017	Series 2018	Series 2019B	Series 2020A	
		\$35,905,000	\$72,970,000	\$56,470,000	\$44,555,000	Total
2026	Principal	\$ 1,825,000	\$ 4,950,000	\$ 2,600,000	\$ 1,020,000	\$ 10,395,000
	Interest	1,065,625	1,811,713	1,356,906	360,562	4,594,806
2027	Principal	1,925,000	3,875,000	2,750,000	1,075,000	9,625,000
	Interest	974,375	1,586,088	1,226,906	309,562	4,096,931
2028	Principal	2,005,000	4,025,000	2,875,000	1,125,000	10,030,000
	Interest	878,125	1,431,087	1,089,406	255,812	3,654,430
2029	Principal	2,125,000	4,200,000	3,000,000	1,150,000	10,475,000
	Interest	777,875	1,270,088	974,406	233,312	3,255,681
2030	Principal	2,225,000	4,350,000	3,100,000	1,175,000	10,850,000
	Interest	671,625	1,102,087	854,406	210,312	2,838,430
2031	Principal	2,300,000	4,475,000	3,200,000	1,200,000	11,175,000
	Interest	582,625	988,988	761,406	186,812	2,519,831
2032	Principal	2,375,000	4,600,000	3,300,000	1,225,000	11,500,000
	Interest	513,625	868,162	673,406	162,812	2,218,005
2033	Principal	2,450,000	4,725,000	3,400,000	1,250,000	11,825,000
	Interest	439,406	737,063	578,531	138,313	1,893,313
2034	Principal	2,525,000	4,850,000	3,500,000	1,275,000	12,150,000
	Interest	359,781	595,312	476,531	113,312	1,544,936
2035	Principal	2,625,000	5,000,000	3,600,000	1,300,000	12,525,000
	Interest	277,719	449,813	367,156	87,812	1,182,500
2036	Principal	2,700,000	5,150,000	3,725,000	1,325,000	12,900,000
	Interest	189,125	299,812	250,156	60,187	799,280
2037	Principal	2,800,000	4,075,000	3,825,000	1,350,000	12,050,000
	Interest	98,000	132,438	129,094	30,375	389,907
Total		\$ 34,707,906	\$ 65,547,651	\$ 47,613,310	\$ 16,619,183	\$ 164,488,050
	Total Principal	\$ 27,880,000	\$ 54,275,000	\$ 38,875,000	\$ 14,470,000	\$ 135,500,000
	Total Interest	6,827,906	11,272,651	8,738,310	2,149,183	28,988,050
Total		\$ 34,707,906	\$ 65,547,651	\$ 47,613,310	\$ 16,619,183	\$ 164,488,050

CAPITAL PROJECTS – FUND 32

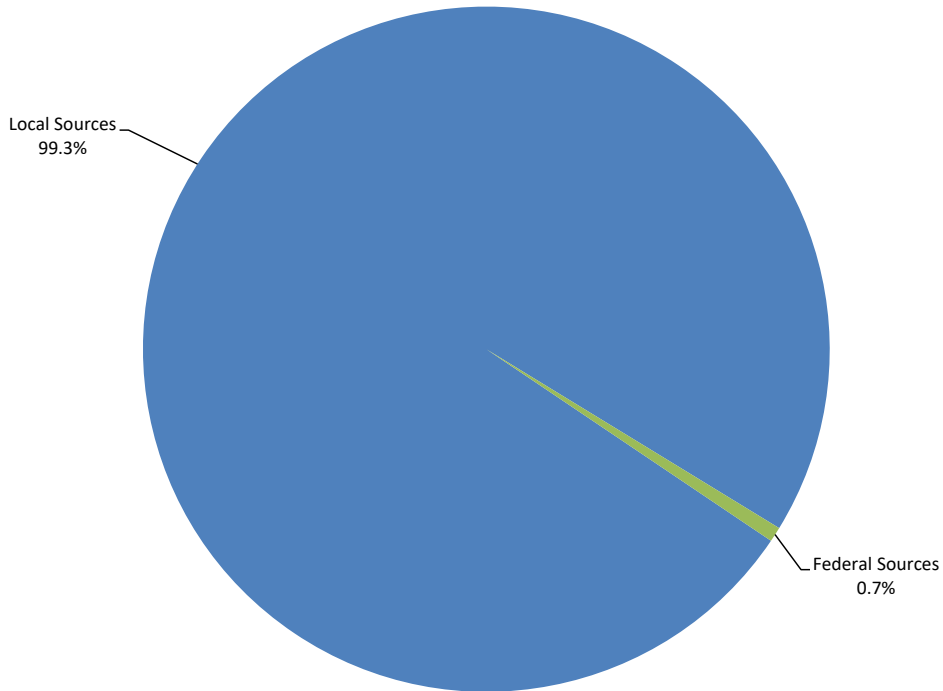
The Capital Projects Fund is used to account for the acquisition of capital assets, construction of major capital projects not being financed by proprietary funds. This fund includes Local Building Authority activity and debt service on qualified school construction bonds.

Capital Projects Financial Overview

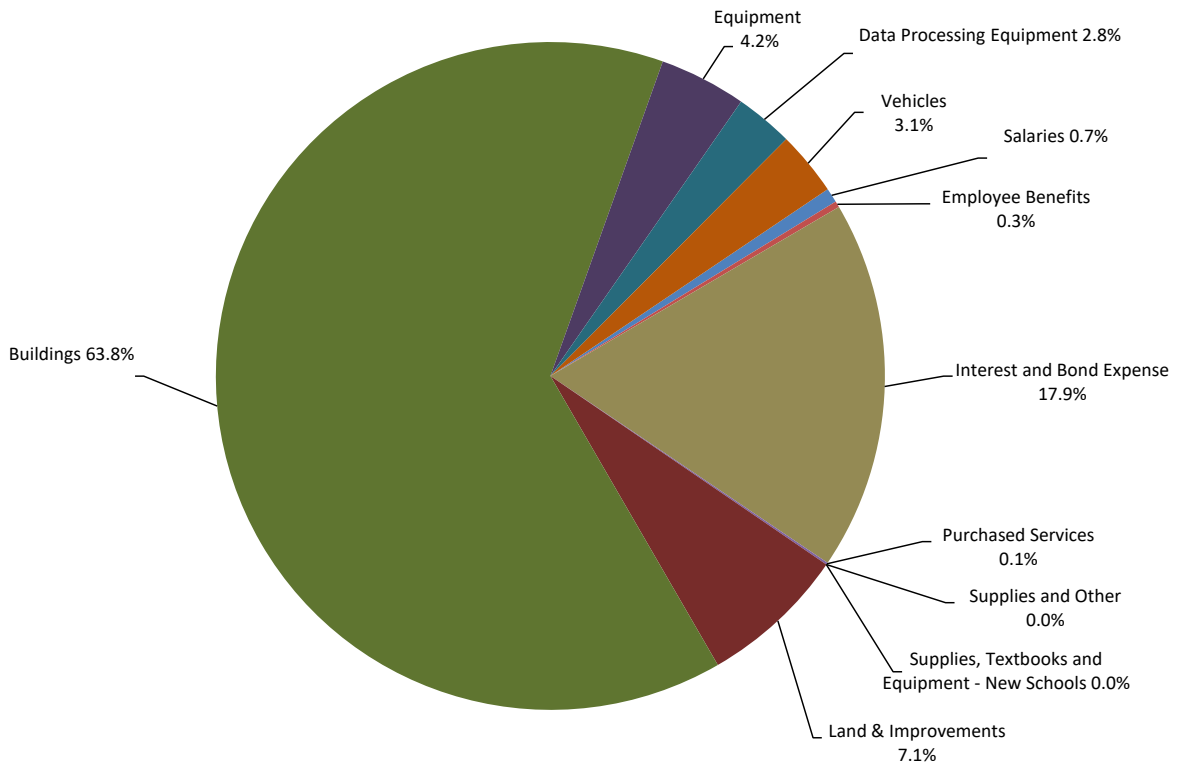


Note: Fund balance amounts are as of June 30.

Capital Projects Fund Revenue Sources



Capital Project Fund Expenditures



JORDAN SCHOOL DISTRICT

FUND 32 - CAPITAL PROJECTS

STATEMENT OF REVENUES, EXPENDITURES AND CHANGES IN FUND BALANCES

	Actual 2022-23	Actual 2023-24	Actual 2024-25	Final Amended 2025-26	Proposed 2026-27
REVENUE					
Local Sources					
Property Tax	\$ 49,546,080	\$ 51,063,959	\$ 51,969,871	\$ 54,378,000	\$ 54,921,780
Interest	3,661,629	5,131,174	3,551,687	2,800,000	2,500,000
Other Local	327,022	118,779	142,588	100,000	100,000
Total Local Revenues	53,534,731	56,313,912	55,664,146	57,278,000	57,521,780
State Sources	6,966,992	363,857	236,189	-	-
Federal Sources	2,228,658	748,831	953,103	1,755,358	419,258
Total Revenues	62,730,381	57,426,600	56,853,438	59,033,358	57,941,038
EXPENDITURES					
Salaries	497,152	494,509	405,737	583,522	583,522
Employee Benefits	193,236	189,155	165,571	217,210	225,081
Interest and Bond Expense	2,799,957	3,608,283	5,521,965	5,590,053	14,591,644
Purchased Services	24,881	(378,376)	2,018,661	68,400	68,400
Supplies and Other	13,546	14,385	10,154	16,200	16,200
Supplies, Textbooks and Equipment - New Schools	774,482	57,802	1,530,801	469,126	-
Land & Improvements	7,790,060	3,666,363	4,978,195	6,670,000	5,820,000
Buildings	33,759,732	59,519,361	33,072,209	55,973,773	52,001,000
Equipment	2,834,399	2,105,448	2,155,387	3,512,391	3,416,196
Data Processing Equipment	2,462,676	1,924,703	2,219,370	2,507,720	2,287,524
Vehicles	1,494,543	3,147,602	2,446,854	2,769,500	2,549,500
Total Expenditures	52,644,664	74,349,235	54,524,904	78,377,895	81,559,067
Excess (Deficiency) of Revenues Over Expenditures	10,085,717	(16,922,635)	2,328,534	(19,344,537)	(23,618,029)
OTHER FINANCING SOURCES/USES					
Bond Proceeds, Lease Revenue	37,858,000	-	-	-	-
Sale of Property	177,686	202,872	2,307,525	50,000	50,000
Total Other Financing Sources	38,035,686	202,872	2,307,525	50,000	50,000
Excess (Deficiency) of Revenues and Other Financing Sources Over Expenditures and Other Financing Uses	48,121,403	(16,719,763)	4,636,059	(19,294,537)	(23,568,029)
Fund Balance, Beginning of Year	65,459,448	113,580,851	96,861,088	101,497,147	82,202,610
Fund Balance, End of Year	\$ 113,580,851	\$ 96,861,088	\$ 101,497,147	\$ 82,202,610	\$ 58,634,581
FUND BALANCE					
Restricted for Capital Projects	\$ 113,580,851	\$ 96,861,088	\$ 101,497,147	\$ 82,202,610	\$ 58,634,581
Total Fund Balance	\$ 113,580,851	\$ 96,861,088	\$ 101,497,147	\$ 82,202,610	\$ 58,634,581

JORDAN SCHOOL DISTRICT
FUND 32 - CAPITAL PROJECTS
Breakdown of Expenditures

	Actual 2022-23	Actual 2023-24	Actual 2024-25	Final Amended 2025-26	Proposed 2026-27
Salaries	\$ 497,152	\$ 494,509	\$ 405,737	\$ 583,522	\$ 583,522
Employees Benefits	193,236	189,155	165,571	217,210	225,081
Interest and Bond Expense	2,799,957	3,608,283	5,521,965	5,590,053	14,591,644
Purchased Services	24,881	(378,376)	2,018,661	68,400	68,400
Supplies and Materials	13,546	14,385	10,154	16,200	16,200
Supplies, Textbooks and Equipment - New Schools	774,482	57,802	1,530,801	469,126	-
Land & Improvements					
Site Acquisition Expense	6,301,255	1,663,115	3,203,362	3,750,000	3,750,000
Site Projects					
Asphalt Projects - District Wide	654,197	551,081	740,536	900,000	700,000
Parking Projects - High Schools	229,949	203,316	89,678	100,000	100,000
Sidewalk Projects - District Wide	235,637	176,829	147,379	280,000	230,000
Site Upgrade - District Wide	252,678	527,792	456,814	1,070,000	570,000
Elementary Playground Upgrades - District Wide	89,459	509,040	306,839	360,000	360,000
Tennis Courts - District Wide Misc.	19,000	35,190	33,587	110,000	10,000
Property Surveys - District Wide	7,885	-	-	100,000	100,000
Total Land & Improvements	<u>7,790,060</u>	<u>3,666,363</u>	<u>4,978,195</u>	<u>6,670,000</u>	<u>5,820,000</u>
Buildings					
Building Construction Projects					
Aspen Elementary	(12,771)	-	-	-	-
Transportation Expansion	191,377	-	-	-	-
Oakleaf Elementary	1,407,898	23,288	-	-	-
Juniper Elementary	8,827,085	25,592,308	2,921,642	289,846	-
Daybreak Village 9	-	926,505	-	-	-
Walmart Building	-	6,717,300	8,198,161	4,658,096	-
Seismic Remediation	-	-	-	2,559,464	3,400,000
West Jordan High Remodel	-	-	474,858	15,525,142	28,000,000
General Building Remodeling/Renovation Projects					
ADA Compliance	137,107	131,150	99,653	400,000	400,000
Air Quality	1,926	1,970	10,564	15,000	15,000
Asbestos Testing/Abatement	81,516	26,287	73,818	75,000	50,000
Audio/Visual	1,069,456	1,539,157	324,031	2,200,440	1,230,000
Auditorium Upgrades	432,094	138,166	458,387	485,000	425,000
Bleacher Replacement	-	4,413	9,313	25,000	25,000
Building Security Alarm Response	169,238	223,590	104,463	100,000	100,000
Computer Cabling	49,990	368,234	259,637	400,000	400,000
Contingency Fund	-	-	-	1,000,000	1,000,000
Electrical Upgrades	239,088	293,658	134,879	250,000	250,000
Emergency Call Button Installation	37,073	21,091	-	45,000	45,000
Emergency Generator	-	-	38,433	25,000	25,000
Facilities Assessment (3DI)	64,031	49,565	11,073	75,000	75,000
Facility Needs	-	-	-	126,000	126,000
Fire Systems / Panel Upgrades	-	18,671	24,537	55,000	55,000
Floor Coverings	484,453	302,232	109,700	270,000	325,000
Floor Refinishing	72,980	101,383	87,768	90,000	90,000
Heating and Air Conditioning	1,150,986	1,561,024	2,443,271	3,000,000	3,000,000
Kitchen Grease Trap Projects / Upgrades	3,600	-	-	40,000	40,000
Lockers	4,410	720	-	115,000	75,000
Marquees and Scoreboard	116,602	140,678	19,780	100,000	100,000
Painting	287,575	330,756	308,523	310,000	260,000
Plumbing	431,842	277,363	279,166	300,000	300,000
Portable Classroom Construction	874,755	936,647	1,071,938	600,000	600,000
Remodeling Projects	(159,952)	506,108	50,873	250,000	250,000
Risk Management	113,808	163,681	387,283	4,931,166	150,000
Roofing Projects	299,960	3,121,622	2,934,980	2,869,207	3,500,000
School Storage Shed Projects	3,200	1,298	-	-	160,000
Whiteboards/Countertops	8,244	23,868	24,482	55,000	30,000

	Actual 2022-23	Actual 2023-24	Actual 2024-25	Final Amended 2025-26	Proposed 2026-27
Specific Building Remodeling/Renovation Projects					
Auxiliary Services Parking Lot	\$ -	\$ 101,370	\$ 1,332,953	\$ -	\$ -
Bingham High School Remodel	11,283,832	10,018,021	95,565	-	-
Bluffdale Elementary Office Remodel	2,775,199	-	-	-	-
Copper Hills High Gym Bleacher Replacement	24,000	9,299	496,200	-	-
Copper Hills High Parking Expansion	466,429	-	-	-	-
Elk Meadows Elementary Parking Expansion	367,896	-	-	-	-
Herriman High Commons Area	132,059	-	-	-	-
Kauri Sue Hamilton School Sidewalk Canopy	-	60,754	-	-	-
Mountain Ridge High School Parking Access	-	94,544	724,602	-	-
Riverton Elementary Air Conditioning	12,408	-	-	-	-
Riverton Elementary Office Remodel	-	1,583,983	3,010,680	-	-
Riverton High Gym Bleacher Replacement	24,000	9,299	496,200	-	-
Rosamond Elementary Restrooms	398,214	-	-	-	-
South Jordan Middle Parking Lot	-	774,312	2,682,247	-	-
South Jordan Middle School Grease Interceptor	-	9,840	-	-	-
Southland Elementary Stage	404,992	-	-	-	-
Kauri Sue Hamilton School Office Remodel	-	-	62,567	-	-
Transportation Fuel Tanks and pumps	90,812	507,750	-	-	-
Valley High Security Doors and Office Remodel	636,972	1,647,013	-	-	-
West Jordan Elementary Demolition	94,063	397,374	137,774	-	-
West Jordan High Parking Lot	661,285	763,069	-	-	-
Blackridge Elementary Staircase	-	-	18,106	153,922	-
Bingham High School Track Replacement	-	-	10,000	841,426	-
South Jordan Middle Kitchen Remodel	-	-	1,985,176	3,389,592	-
West Jordan High Chillers	-	-	725,434	1,438,859	-
Riverton High HVAC Controls	-	-	322,349	1,027,048	-
South Valley Greenhouse	-	-	48,498	453,824	-
Bingham High Additional Parking	-	-	62,645	1,182,065	-
Oquirrh Elementary Kitchen Renovation	-	-	-	904,335	-
Daybreak Recreation Center Improvements	-	-	-	474,332	-
West Hills Middle School Auditorium	-	-	-	555,195	-
Kauri Sue Hamilton School Classroom Additions	-	-	-	1,499,547	-
Elk Ridge Middle School Auditorium Sound	-	-	-	1,200,000	-
South Jordan Middle School Auditorium	-	-	-	1,614,267	-
Future Summer Projects	-	-	-	-	7,500,000
Total Buildings	33,759,732	59,519,361	33,072,209	55,973,773	52,001,000
Equipment					
Area Equipment	339,774	191,403	390,995	240,067	1,000,000
Copy Machine Replacement	141,525	155,015	165,229	315,000	315,000
Custodial	310,091	311,620	330,939	258,000	258,000
District Wide	62,119	163,108	45,067	111,000	111,000
Instructional Media Center	20,200	12,100	39,400	66,000	66,000
Kitchen/Cafeteria	210,000	214,150	225,850	310,000	310,000
Maintenance	159,486	212,328	225,529	286,500	281,500
Outdoor Equipment	137,940	6,308	100,480	220,000	220,000
School Equipment	1,282,354	659,963	431,492	1,484,824	633,696
Transportation	170,910	179,453	200,406	221,000	221,000
Total Equipment	2,834,399	2,105,448	2,155,387	3,512,391	3,416,196
Data Processing Equipment					
Administrative Computer System	2,324,710	1,803,319	2,084,921	2,100,000	2,100,000
Micro Computer Purchases	98,342	121,071	110,587	367,720	147,524
Phone System Upgrade	39,624	313	23,862	40,000	40,000
Total Data Processing Equipment	2,462,676	1,924,703	2,219,370	2,507,720	2,287,524
Vehicles					
Maintenance	197,120	159,427	259,494	350,000	150,000
Other	10,534	87,446	49,198	219,500	199,500
School Buses	1,167,090	2,718,648	2,138,162	2,100,000	2,100,000
Transportation	119,799	26,603	-	30,000	30,000
Warehouse	-	155,478	-	70,000	70,000
Total Vehicles	1,494,543	3,147,602	2,446,854	2,769,500	2,549,500
Total Expenditures - Capital Projects	\$ 52,644,664	\$ 74,349,235	\$ 54,524,904	\$ 78,377,895	\$ 81,559,067

JORDAN SCHOOL DISTRICT

SCHEDULE OF OUTSTANDING LEASE OBLIGATION BONDS

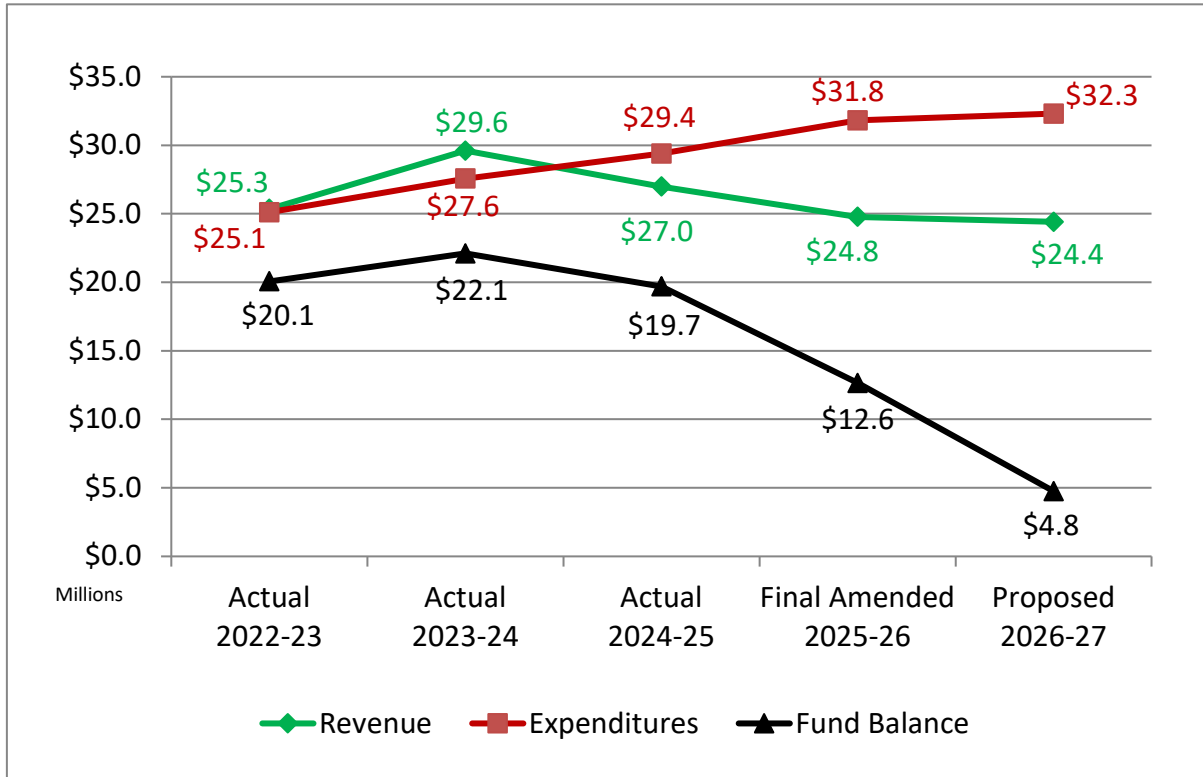
Lease Revenue Obligations

		Series 2010 QSCB	Series 2020a Lease Bonds	Series 2023 Lease Bonds	Total
2026	Principal	\$ -	\$ 1,223,000	\$ 1,987,000	\$ 3,210,000
	Interest	134,080	376,601	1,378,452	1,889,133
2027	Principal	9,000,000	1,254,000	2,064,000	12,318,000
	Interest	134,080	346,393	1,302,251	1,782,724
2028	Principal	-	1,284,000	2,143,000	3,427,000
	Interest	-	315,419	1,223,097	1,538,516
2029	Principal	-	1,316,000	2,225,000	3,541,000
	Interest	-	283,704	1,140,913	1,424,617
2030	Principal	-	1,349,000	2,310,000	3,659,000
	Interest	-	251,199	1,055,584	1,306,783
2031	Principal	-	1,382,000	2,399,000	3,781,000
	Interest	-	217,879	966,995	1,184,874
2032	Principal	-	1,416,000	2,491,000	3,907,000
	Interest	-	183,743	874,994	1,058,737
2033	Principal	-	1,451,000	2,586,000	4,037,000
	Interest	-	148,768	779,464	928,232
2034	Principal	-	1,487,000	2,686,000	4,173,000
	Interest	-	112,928	680,291	793,219
2035	Principal	-	1,524,000	2,789,000	4,313,000
	Interest	-	76,200	577,283	653,483
2036	Principal	-	1,561,000	2,895,000	4,456,000
	Interest	-	38,557	470,324	508,881
2037	Principal	-	-	3,006,000	3,006,000
	Interest	-	-	359,301	359,301
2038	Principal	-	-	3,122,000	3,122,000
	Interest	-	-	244,021	244,021
2039	Principal	-	-	3,241,000	3,241,000
	Interest	-	-	124,292	124,292
Total		\$ 9,268,160	\$ 17,598,391	\$ 47,121,262	\$ 73,987,813
	Total Principal	\$ 9,000,000	\$ 15,247,000	\$ 35,944,000	\$ 60,191,000
	Total Interest	268,160	2,351,391	11,177,262	13,796,813
Total		\$ 9,268,160	\$ 17,598,391	\$ 47,121,262	\$ 73,987,813

NUTRITION SERVICES – FUND 51

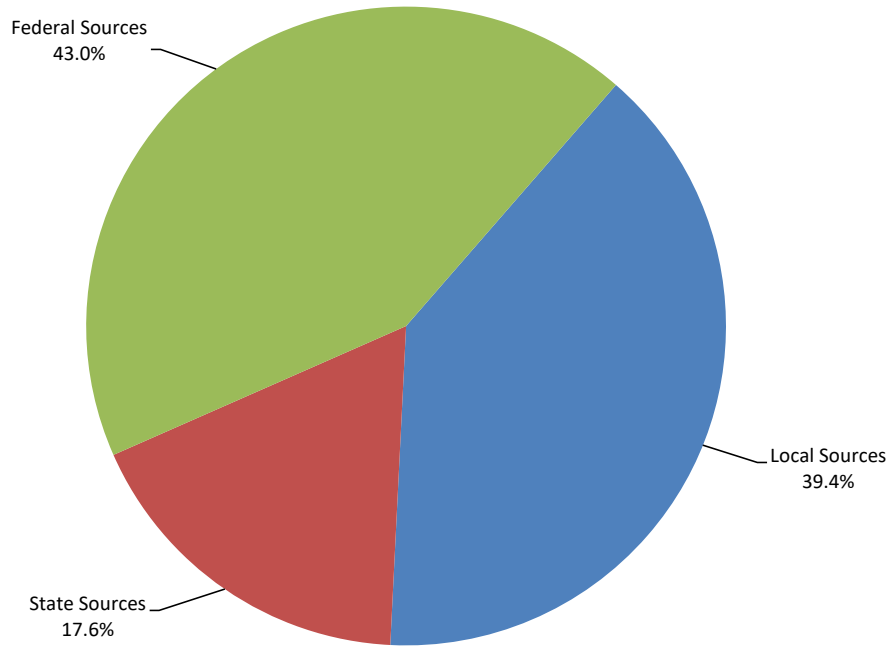
The Nutrition Services Fund is used to account for the operation of the school lunch and breakfast programs.

Nutrition Services Financial Overview

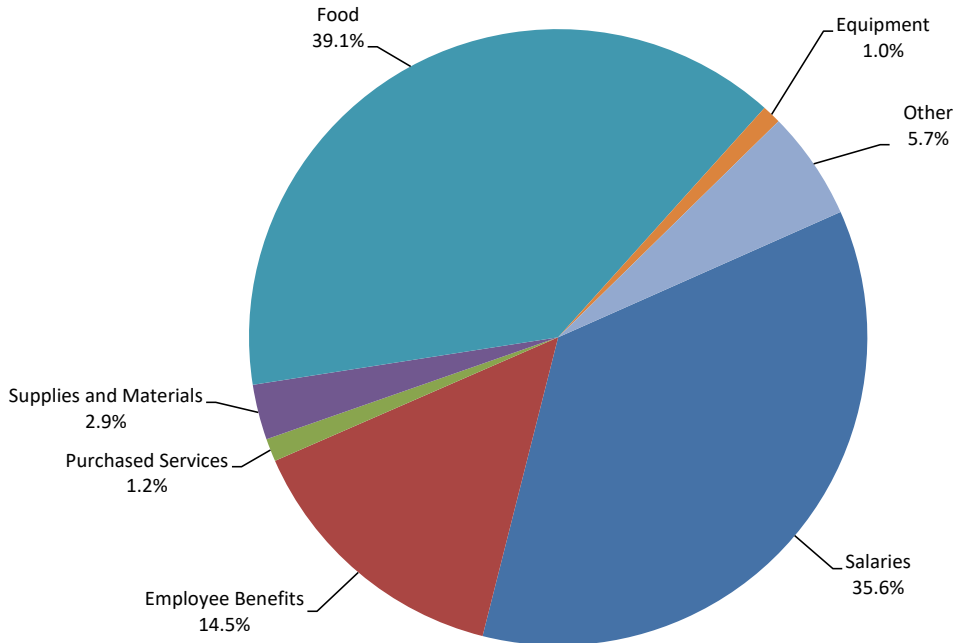


Note: Fund balance amounts are as of June 30.

Nutrition Services Fund Revenue Sources



Nutrition Services Fund Expenditures



JORDAN SCHOOL DISTRICT

FUND 51 - NUTRITION SERVICES

STATEMENT OF REVENUES, EXPENDITURES AND CHANGES IN FUND BALANCES

	Actual 2022-23	Actual 2023-24	Actual 2024-25	Final Amended 2025-26	Proposed 2026-27
REVENUES					
Local Sources					
Student Lunch Sales	\$ 6,683,866	\$ 7,664,807	\$ 7,470,032	\$ 7,660,313	\$ 7,420,000
Adult Lunch Sales	207,997	174,342	194,363	225,000	225,000
Reduced Lunch Sales	1,138,190	1,235,340	1,340,048	1,250,000	1,250,000
Extra Milk & Other Sales	54,003	49,634	30,614	12,000	12,000
Interest	624,586	987,888	897,836	700,000	700,000
Total Local Revenues	8,708,642	10,112,011	9,932,893	9,847,313	9,607,000
State Lunch Reimbursement and Other	3,951,263	7,300,486	5,299,686	4,422,000	4,300,000
Federal Sources					
Lunch Reimbursement	5,579,982	3,776,684	2,858,127	2,635,000	2,634,000
Free Lunch Reimbursement	3,240,869	4,252,999	3,925,616	3,115,000	3,115,000
Reduced Lunch Reimbursement	898,148	1,049,062	1,392,721	1,700,000	1,700,000
Summer Foods and Other Reimbursement	-	-	-	2,629	2,629
Breakfast Reimbursement	713,435	785,029	821,756	750,000	750,000
USDA Commodities	2,253,269	2,321,549	2,745,580	2,300,000	2,300,000
Total Federal Revenues	12,685,703	12,185,323	11,743,800	10,502,629	10,501,629
Total Revenues	25,345,608	29,597,820	26,976,379	24,771,942	24,408,629
EXPENDITURES					
Salaries	8,956,627	9,992,036	10,666,377	11,413,129	11,507,361
Employee Benefits	2,904,664	3,062,257	3,523,053	4,403,391	4,692,669
Purchased Services	312,139	323,845	410,130	385,520	385,735
Supplies and Materials	895,646	971,362	832,955	926,800	926,800
Food	10,317,881	11,437,187	12,143,173	12,525,000	12,629,000
Equipment	70,921	84,535	12,820	325,000	325,000
Other	1,652,373	1,690,440	1,800,500	1,831,500	1,831,500
Total Expenditures	25,110,251	27,561,662	29,389,008	31,810,340	32,298,065
Excess (Deficiency) of Revenues Over Expenditures	235,357	2,036,158	(2,412,629)	(7,038,398)	(7,889,436)
Fund Balance, Beginning of Year	19,827,745	20,063,102	22,099,260	19,686,631	12,648,233
Fund Balance, End of Year	\$ 20,063,102	\$ 22,099,260	\$ 19,686,631	\$ 12,648,233	\$ 4,758,797
FUND BALANCE					
Nonspendable					
Inventories	\$ 1,727,001	\$ 1,592,795	\$ 1,326,699	\$ 1,500,000	\$ 1,500,000
Restricted for Nutrition Services	18,336,101	20,506,465	18,359,932	11,148,233	3,258,797
Total Fund Balance	\$ 20,063,102	\$ 22,099,260	\$ 19,686,631	\$ 12,648,233	\$ 4,758,797

**Nutrition Services
Facts and Figures**

	<u>2022-23</u>	<u>2023-24</u>	<u>2024-25</u>	<u>Estimated 2025-26</u>	<u>Estimated 2026-27</u>
Number of Participating Schools:					
Lunch Program	64	64	64	64	64
Breakfast Program	64	64	64	64	64
Student Lunches Served:					
Free	890,019	1,086,754	1,042,084	970,000	950,000
Reduced	284,224	304,076	297,746	284,000	280,000
Fully Paid	<u>3,745,179</u>	<u>3,752,215</u>	<u>3,689,092</u>	<u>3,512,000</u>	<u>3,400,000</u>
Total	<u><u>4,919,422</u></u>	<u><u>5,143,045</u></u>	<u><u>5,028,922</u></u>	<u><u>4,766,000</u></u>	<u><u>4,630,000</u></u>
Adult Lunches Served:	64,696	62,102	59,266	56,000	51,000
Student Breakfasts Served:					
Free	185,080	226,566	228,791	208,000	205,000
Reduced	44,018	49,847	48,858	43,000	39,000
Fully Paid	<u>299,137</u>	<u>273,287</u>	<u>287,340</u>	<u>253,500</u>	<u>245,000</u>
Total	<u><u>528,235</u></u>	<u><u>549,700</u></u>	<u><u>564,989</u></u>	<u><u>504,500</u></u>	<u><u>489,000</u></u>
Number of Serving Days:	176	173	175	174	174
Average Daily Participation:					
Student Lunch	27,951	29,729	28,737	27,391	26,609
Adult Lunch	368	359	339	322	293
Student Breakfast	3,001	3,177	3,229	2,899	2,810
Enrollment	57,829	57,436	57,083	55,820	55,138
Percentage of Students Eating School Lunch:	48.33%	51.76%	50.34%	49.07%	48.26%

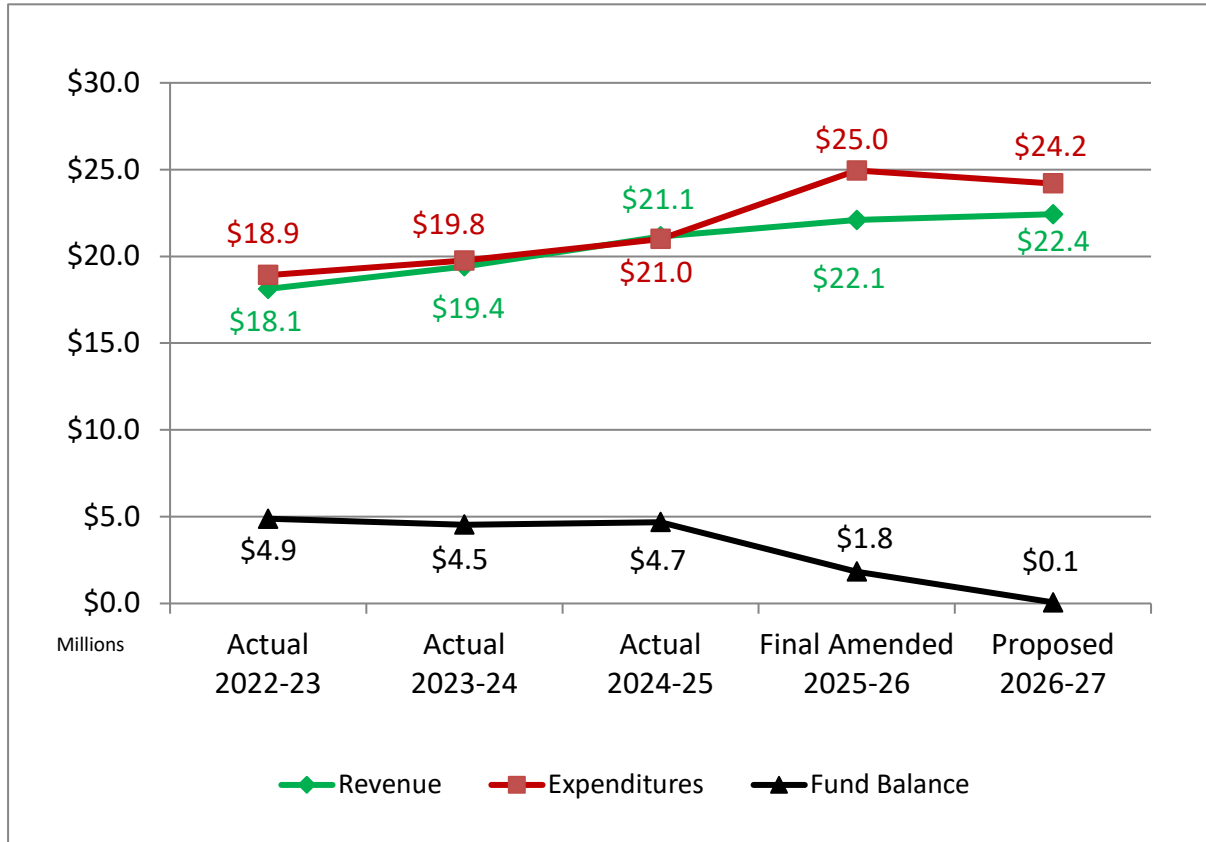
School Meal Prices

	<u>2025-26</u>	<u>Proposed 2026-27</u>	<u>Change From Prior Year</u>
Lunch			
Elementary	\$2.00	\$2.25	\$0.25
Secondary	2.20	2.55	0.30
Reduced Price	0.40	0.40	-
Adult	4.10	5.00	0.90
Breakfast			
Elementary	1.05	1.30	0.25
Secondary	1.25	1.55	0.30
Reduced Price	0.30	0.30	-
Adult	2.50	3.00	0.50

STUDENT ACTIVITIES – FUND 21

The Student Activities Fund is used to account for the receipts and disbursement of monies for student activities and organizations at the individual schools.

Student Activities Financial Overview



Note: Fund balance amounts are as of June 30.

JORDAN SCHOOL DISTRICT

FUND 21 - STUDENT ACTIVITIES

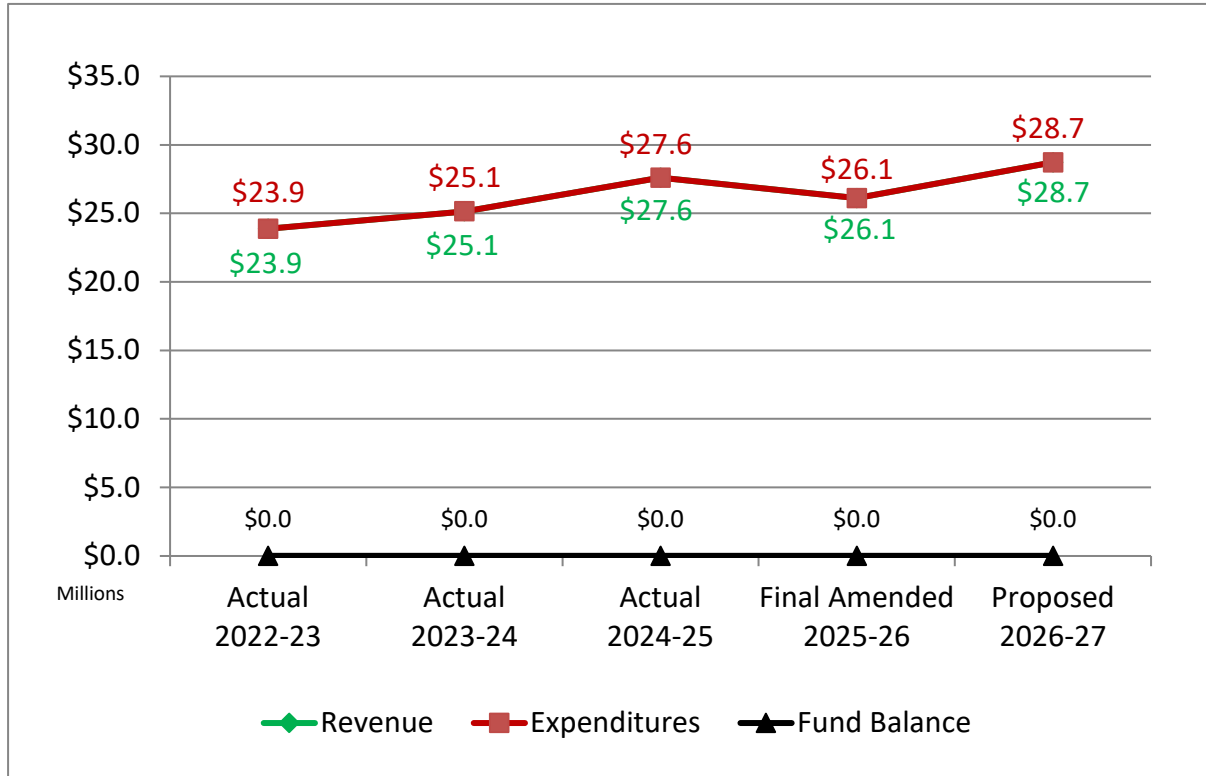
STATEMENT OF REVENUES, EXPENDITURES AND CHANGES IN FUND BALANCES

	Actual 2022-23	Actual 2023-24	Actual 2024-25	Final Amended 2025-26	Proposed 2026-27
REVENUE					
Local Sources					
Student Fees	\$ 10,931,815	\$ 12,353,696	\$ 13,582,225	\$ 13,500,000	\$ 13,600,000
Vending Commissions	184,083	196,482	75,444	200,000	200,000
Other	6,678,441	6,380,180	7,021,692	8,000,000	8,250,000
Interest	329,039	484,233	469,872	400,000	375,000
Total Revenues	<u>18,123,378</u>	<u>19,414,591</u>	<u>21,149,233</u>	<u>22,100,000</u>	<u>22,425,000</u>
EXPENDITURES					
Purchased Services	6,129,542	7,183,830	8,310,883	9,750,000	10,000,000
Supplies and Materials	10,543,643	10,076,819	10,396,675	11,750,000	11,000,000
Equipment	329,115	293,835	41,211	200,000	200,000
Other	1,916,870	2,204,869	2,250,995	3,250,000	3,000,000
Total Expenditures	<u>18,919,170</u>	<u>19,759,353</u>	<u>20,999,764</u>	<u>24,950,000</u>	<u>24,200,000</u>
Excess Revenues Over Expenditures	(795,792)	(344,762)	149,469	(2,850,000)	(1,775,000)
Fund Balance, Beginning of Year	<u>5,674,474</u>	<u>4,878,682</u>	<u>4,533,920</u>	<u>4,683,389</u>	<u>1,833,389</u>
Fund Balance, End of Year	<u>\$ 4,878,682</u>	<u>\$ 4,533,920</u>	<u>\$ 4,683,389</u>	<u>\$ 1,833,389</u>	<u>\$ 58,389</u>
FUND BALANCE					
Committed to School Activities	<u>\$ 4,878,682</u>	<u>\$ 4,533,920</u>	<u>\$ 4,683,389</u>	<u>\$ 1,833,389</u>	<u>\$ 58,389</u>
Total Fund Balance	<u>\$ 4,878,682</u>	<u>\$ 4,533,920</u>	<u>\$ 4,683,389</u>	<u>\$ 1,833,389</u>	<u>\$ 58,389</u>

PASS-THROUGH TAXES – FUND 26

The Pass-Through Taxes Fund is used to account for taxes which flow through to other entities.

Pass-Through Taxes Financial Overview



Note: Tax revenues collected are transferred to other governmental agencies; therefore, the fund balance will always be zero.

JORDAN SCHOOL DISTRICT
FUND 26 - PASS-THROUGH TAXES FUND

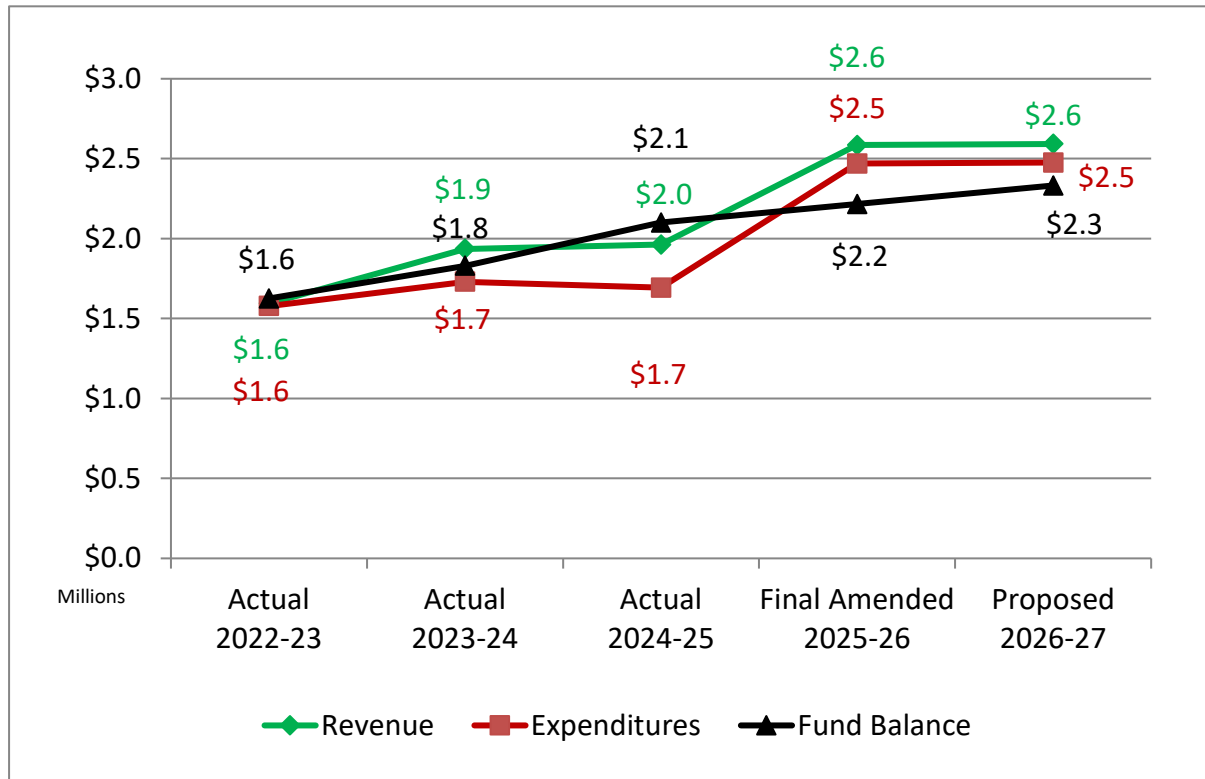
STATEMENT OF REVENUES, EXPENDITURES AND CHANGES IN FUND BALANCES

	Actual 2022-23	Actual 2023-24	Actual 2024-25	Final Amended 2025-26	Proposed 2026-27
REVENUE					
Property Taxes					
Tax Increment Financing	\$ 19,619,335	\$ 20,728,999	\$ 21,499,966	\$ 19,005,465	\$ 20,906,011
Charter Local Levy	<u>4,250,843</u>	<u>4,414,424</u>	<u>6,092,723</u>	<u>7,097,290</u>	<u>7,807,019</u>
Total Revenues	<u>23,870,178</u>	<u>25,143,423</u>	<u>27,592,689</u>	<u>26,102,755</u>	<u>28,713,030</u>
EXPENDITURES					
Redevelopment Community Services	19,619,335	20,728,999	21,499,966	19,005,465	20,906,011
Charter Local Replacement	<u>4,250,843</u>	<u>4,414,424</u>	<u>6,092,723</u>	<u>7,097,290</u>	<u>7,807,019</u>
Total Expenditures	<u>23,870,178</u>	<u>25,143,423</u>	<u>27,592,689</u>	<u>26,102,755</u>	<u>28,713,030</u>
Excess (Deficiency) of Revenues Over Expenditures	-	-	-	-	-
Fund Balance, Beginning of Year	<u>-</u>	<u>-</u>	<u>-</u>	<u>-</u>	<u>-</u>
Fund Balance, End of Year	<u>\$ -</u>	<u>\$ -</u>	<u>\$ -</u>	<u>\$ -</u>	<u>\$ -</u>
FUND BALANCE					
Restricted for Incremental Tax	<u>\$ -</u>	<u>\$ -</u>	<u>\$ -</u>	<u>\$ -</u>	<u>\$ -</u>
Total Fund Balance	<u>\$ -</u>	<u>\$ -</u>	<u>\$ -</u>	<u>\$ -</u>	<u>\$ -</u>

JORDAN EDUCATION FOUNDATION – FUND 75

The Jordan Education Foundation Fund is used to account for funds secured from the private sector which are used to enhance public education programs within the District.

Jordan Education Foundation Financial Overview



Note: Fund balance amounts are as of June 30.

JORDAN SCHOOL DISTRICT

FUND 75 - JORDAN EDUCATION FOUNDATION

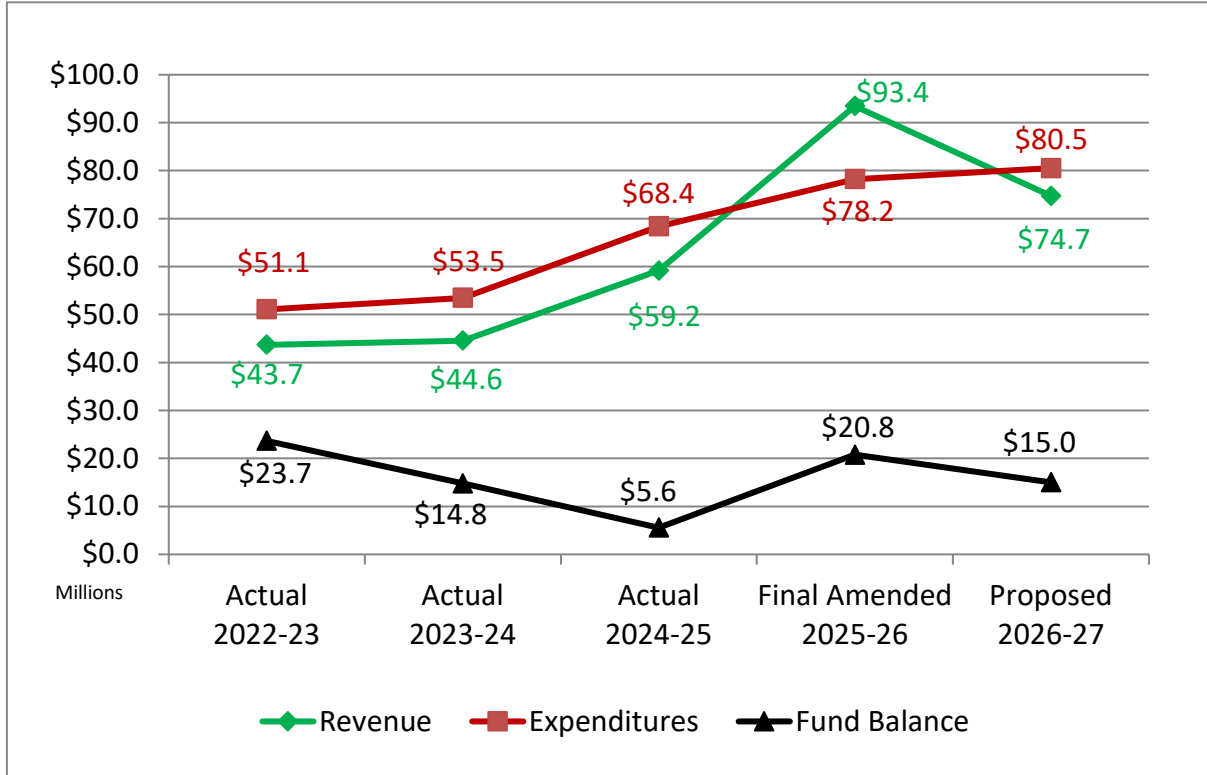
STATEMENT OF REVENUES, EXPENDITURES AND CHANGES IN FUND BALANCES

	Actual 2022-23	Actual 2023-24	Actual 2024-25	Final Amended 2025-26	Proposed 2026-27
REVENUE					
Local Contributions	\$ 1,191,666	\$ 1,417,850	\$ 1,464,289	\$ 2,000,000	\$ 2,000,000
Net change in investments	12,681	18,129	19,074	-	-
Interest	41,581	66,668	65,425	60,000	60,000
Total Revenues	<u>1,245,928</u>	<u>1,502,647</u>	<u>1,548,788</u>	<u>2,060,000</u>	<u>2,060,000</u>
EXPENDITURES					
Administration	348,311	432,441	413,553	525,035	531,674
Supplies and Materials	<u>1,229,387</u>	<u>1,297,733</u>	<u>1,279,058</u>	<u>1,944,038</u>	<u>1,944,000</u>
Total Expenditures	<u>1,577,698</u>	<u>1,730,174</u>	<u>1,692,611</u>	<u>2,469,073</u>	<u>2,475,674</u>
Excess (Deficiency) of Revenues Over Expenditures	(331,770)	(227,527)	(143,823)	(409,073)	(415,674)
OTHER FINANCING SOURCES:					
Transfer In	<u>348,311</u>	<u>432,441</u>	<u>413,553</u>	<u>525,035</u>	<u>531,674</u>
Net Change in Fund Balance	16,541	204,914	269,730	115,962	116,000
Fund Balance, Beginning of Year	<u>1,608,375</u>	<u>1,624,916</u>	<u>1,829,830</u>	<u>2,099,560</u>	<u>2,215,522</u>
Fund Balance, End of Year	<u>\$ 1,624,916</u>	<u>\$ 1,829,830</u>	<u>\$ 2,099,560</u>	<u>\$ 2,215,522</u>	<u>\$ 2,331,522</u>
FUND BALANCE					
Restricted for Jordan Education Foundation	<u>\$ 1,624,916</u>	<u>\$ 1,829,830</u>	<u>\$ 2,099,560</u>	<u>\$ 2,215,522</u>	<u>\$ 2,331,522</u>
Total Fund Balance	<u>\$ 1,624,916</u>	<u>\$ 1,829,830</u>	<u>\$ 2,099,560</u>	<u>\$ 2,215,522</u>	<u>\$ 2,331,522</u>

INTERNAL SERVICE – FUND 60
Health, Life, and Long-Term Disability Self-Insurance

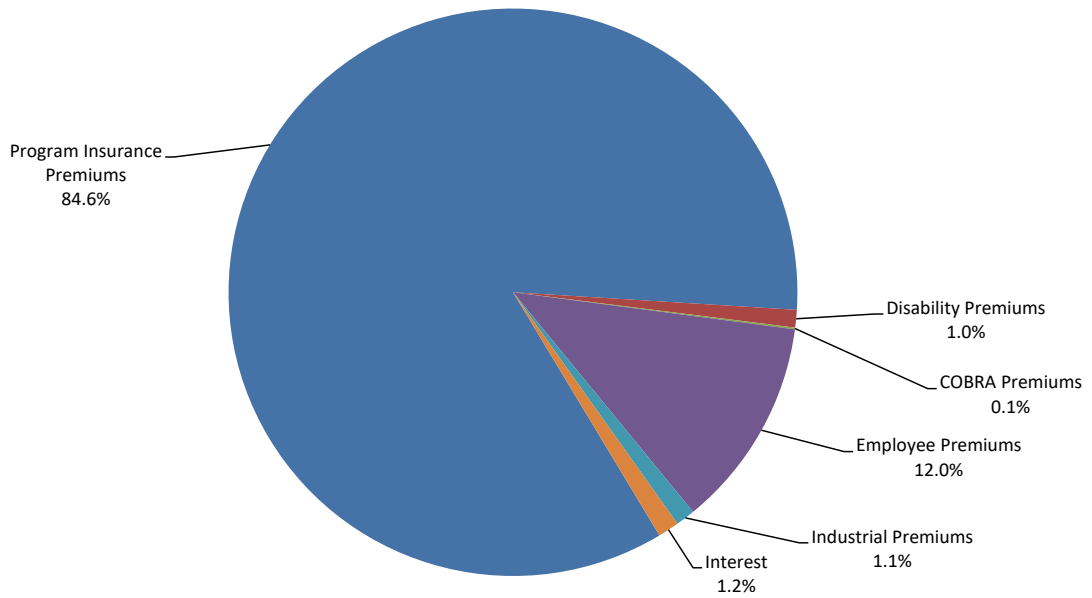
The Internal Service (Self-Insurance) Fund is the only internal service fund used by the District and accounts for the activities associated with the District’s self-insurance plan covering employee health and accident claims. Premiums are charged to the District’s other funds to cover anticipated costs.

Internal Service Fund (Self-Insurance) Financial Overview

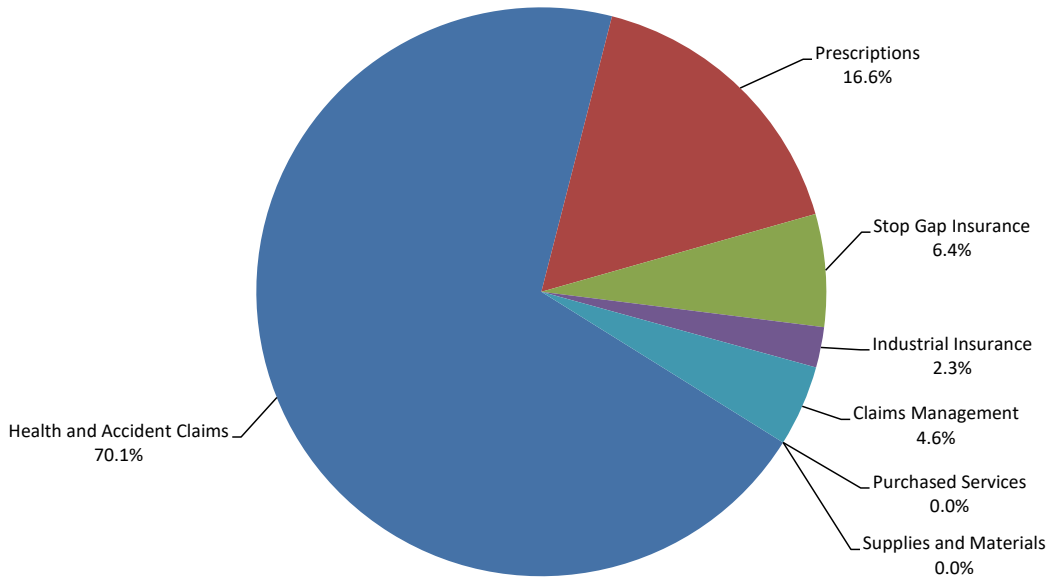


Note: Fund balance amounts are as of June 30.

Self-Insurance Fund Revenue Sources



Self-Insurance Fund Expenditures



JORDAN SCHOOL DISTRICT

FUND 60 - HEALTH, LIFE AND LONG-TERM DISABILITY SELF-INSURANCE

STATEMENT OF REVENUES, EXPENSES AND CHANGES IN RETAINED EARNINGS

	Actual 2022-23	Actual 2023-24	Actual 2024-25	Final Amended 2025-26	Proposed 2026-27
REVENUES					
Local Sources					
Program Insurance Premiums	\$ 32,319,985	\$ 32,639,051	\$ 46,613,809	\$ 58,710,000	\$ 63,262,102
Disability Premiums	734,402	758,182	768,363	770,000	770,000
COBRA Premiums	270,070	237,830	267,896	50,000	50,000
Employee Premiums	8,995,435	9,195,890	9,762,003	7,610,000	8,939,167
Industrial Premiums	342,713	378,847	399,222	400,000	800,000
Interest	1,033,492	1,360,005	1,352,664	900,000	900,000
Total Local Revenues	<u>43,696,097</u>	<u>44,569,805</u>	<u>59,163,957</u>	<u>68,440,000</u>	<u>74,721,269</u>
EXPENSES					
Health and Accident Claims	34,215,700	36,307,984	45,852,335	55,350,000	56,457,670
Prescriptions	9,664,073	8,533,014	12,489,535	12,840,000	13,338,840
Stop Gap Insurance	3,190,402	4,190,104	4,591,879	4,780,000	5,143,322
Industrial Insurance	1,132,777	1,267,736	2,147,510	1,824,650	1,824,650
Claims Management	2,879,991	3,157,549	3,301,968	3,411,500	3,727,093
Purchased Services	1,460	616	1,314	1,500	1,500
Supplies, Materials, and Other	748	2,722	(1,881)	3,000	3,000
Total Expenses	<u>51,085,151</u>	<u>53,459,725</u>	<u>68,382,660</u>	<u>78,210,650</u>	<u>80,496,075</u>
NONOPERATING REVENUE					
Transfer in	<u>-</u>	<u>-</u>	<u>-</u>	<u>25,000,000</u>	<u>-</u>
Excess (Deficiency) of Revenues Over Expenditures	(7,389,054)	(8,889,920)	(9,218,703)	15,229,350	(5,774,806)
Retained Earnings, Beginning of Year	<u>31,051,539</u>	<u>23,662,485</u>	<u>14,772,565</u>	<u>5,553,862</u>	<u>20,783,212</u>
Retained Earnings, End of Year	<u>\$ 23,662,485</u>	<u>\$ 14,772,565</u>	<u>\$ 5,553,862</u>	<u>\$ 20,783,212</u>	<u>\$ 15,008,406</u>

Five-Year Summary of Health Insurance Premium Costs

	Note	Actual 2022-23	Actual 2023-24	Actual 2024-25	Final Amended 2025-26	Proposed 2026-27
Total Value Plan Premium						
Single	1	\$ 5,418.60	\$ 5,418.60	\$ 7,920.12	\$ 8,736.60	\$ 9,362.16
Couple	1	8,720.52	8,720.52	13,783.20	15,204.00	16,898.76
Family	1	14,808.48	14,808.48	22,577.04	24,904.44	26,939.64
Employee Pays						
Licensed						
Single	1	\$ 1,065.72	\$ 1,065.72	\$ 1,065.72	\$ 424.68	\$ 502.80
Couple	1	1,715.16	1,715.16	1,715.16	726.60	907.68
Family	1	2,912.64	2,912.64	2,912.64	1,182.36	1,446.96
Classified						
Single	1	\$ 506.28	\$ 506.28	\$ 506.28	\$ 424.68	\$ 502.80
Couple	1	814.80	814.80	814.80	726.60	907.68
Family	1	1,383.72	1,383.72	1,383.72	1,182.36	1,446.96
Administration						
Single	1	\$ 652.20	\$ 652.20	\$ 652.20	\$ 424.68	\$ 502.80
Couple	1	1,049.52	1,049.52	1,049.52	726.60	907.68
Family	1	1,782.24	1,782.24	1,782.24	1,182.36	1,446.96
All Premiums						
District	2	\$ 32,319,985	\$ 32,639,051	\$ 46,613,809	\$ 58,710,000	\$ 63,262,102
Employee	2	8,995,435	9,195,890	9,762,003	7,610,000	8,939,167
% paid by Employees		21.77%	21.98%	17.32%	11.47%	12.38%
Composite	3	\$ 9,852	\$ 9,852	\$ 13,944	\$ 16,332	\$ 17,604

Notes:

- 1) Amounts are annual premiums for a full-time employee on the Value (Base), Advantage Plan which covers most employees. The District also offers a buy-up plan, part-time, high deductible, HSA, retiree, COBRA, and other options. To figure the amount the District pays, subtract the employee-paid portion from the total premium.
- 2) Amounts are fiscal year totals across all insurance plans, all employee groups, all employee statuses, all options, and all participants.
- 3) The composite rate is the annual rate charged to district programs for each health insurance participant. It may be viewed as an average cost to the District across all plans and participants.

Ten-Year History of Health Care Expenses

<u>Fiscal year</u>	<u>Total Expenses</u>	<u>Percent Growth</u>	<u>Employees' Share of Premium</u>
2017-18	\$ 36,601,660	10.39%	23.93%
2018-19	37,765,262	3.18%	22.97%
2019-20	36,808,517	(2.53%)	23.34%
2020-21	42,946,007	16.67%	22.09%
2021-22	45,445,659	5.82%	22.56%
2022-23	51,085,151	12.41%	21.77%
2023-24	53,459,725	4.65%	21.98%
2024-25	68,382,660	27.91%	17.32%
2025-26 (Final Amended)	78,210,650	14.37%	11.47%
2026-27 (Proposed)	80,496,075	2.92%	12.38%

This page intentionally left blank.

**COMPARISON OF LARGE WASATCH FRONT SCHOOL DISTRICTS
Based on Fiscal Year 2024-25**

	<u>Alpine</u>	<u>Canyons</u>	<u>Davis</u>	<u>Granite</u>
Students ¹	84,757	32,289	69,602	57,038
Bond Rating (Fitch, Moody's, S&P) ²	AAA, Aaa, NR	AAA, Aaa, NR	AAA, Aa1, AA+	AAA, Aa1, NR
Tax Rate ¹	0.006115	0.005677	0.006099	0.006125
Adjusted Assessed Value ¹	\$ 61,514,193,226	\$ 39,703,112,396	\$ 44,820,448,769	\$ 53,427,449,887
Adjusted Assessed Value / Student	\$ 725,771	\$ 1,229,617	\$ 643,953	\$ 936,699
Estimated Tax Yield / Student	\$ 4,438	\$ 6,981	\$ 3,927	\$ 5,737
Administration Costs ³	\$ 100,912,649	\$ 48,985,757	\$ 86,376,948	\$ 76,805,641
Administration / Student	\$ 1,191	\$ 1,517	\$ 1,241	\$ 1,347
Administration % of Overall Costs ³	10.83%	11.70%	10.47%	10.44%
Instructional Costs ³	\$ 643,980,929	\$ 248,163,333	\$ 554,059,284	\$ 407,658,872
Instruction / Student	\$ 7,598	\$ 7,686	\$ 7,960	\$ 7,147
Instruction % of Overall Costs ³	69.10%	59.26%	67.17%	55.39%
General Fund Overall Costs / Student ¹	\$ 10,996	\$ 12,969	\$ 11,851	\$ 12,904
Avg. Teacher Salary ¹	\$ 75,491	\$ 76,194	\$ 75,820	\$ 78,093
Total Long-term Debt ¹	\$ 728,194,978	\$ 633,183,778	\$ 926,937,115	\$ 470,563,114
Debt / Student	\$ 8,592	\$ 19,610	\$ 13,318	\$ 8,250
Avg. Elem Class Size ¹	26.57	22.86	24.00	25.21
Avg. Secondary Class Size ¹	31.16	30.16	30.81	32.38
Student-Teacher Ratio ¹	23.30	20.60	21.80	20.10

Sources:

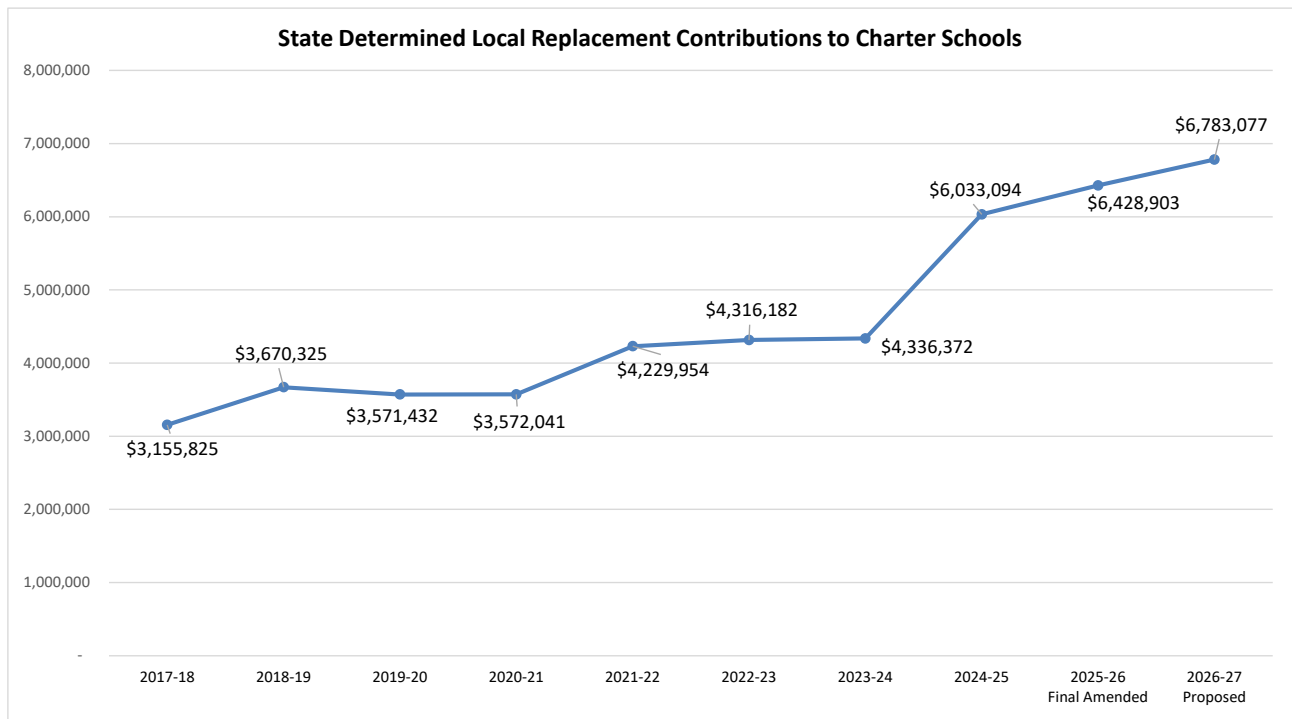
1 - Utah State Board of Education Website - Superintendent's Annual Report 2024-25

2 - Fitch, Moody's, and S&P (NR = no rating)

3 - Utah State Board of Education Website - Annual Financial Reports Summary 2024-25

For purposes of this schedule, the definition of "Administration" is School Administration, plus District Administration, plus Business or Central Services which includes secretaries, clerks, human resources, payroll, purchasing, accounting, communications, and computer systems.

Jordan	Nebo	Salt Lake	Districts Only State Wide	Charter Schools	With Charters State Wide
57,083	42,946	18,535	586,962	81,855	668,817
AAA, Aaa, NR	AAA, Aa1, NR	AAA, Aaa, NR	na	na	na
0.005390	0.007457	0.003775	0.005603	na	na
\$ 47,982,020,817	\$ 22,054,665,852	\$ 51,582,817,625	\$ 587,486,511,835	na	na
\$ 840,566	\$ 513,544	\$ 2,782,995	\$ 1,000,894	na	na
\$ 4,531	\$ 3,829	\$ 10,506	\$ 5,608	na	na
\$ 62,087,739	\$ 43,225,779	\$ 32,035,527	\$ 779,145,784	\$ 148,088,068	\$ 927,233,852
\$ 1,088	\$ 1,007	\$ 1,728	\$ 1,327	\$ 1,809	\$ 1,386
9.63%	10.11%	10.78%	10.80%	16.84%	11.46%
\$ 403,547,519	\$ 274,053,496	\$ 168,208,507	\$ 4,531,549,139	\$ 555,416,178	\$ 5,086,965,317
\$ 7,069	\$ 6,381	\$ 9,075	\$ 7,720	\$ 6,785	\$ 7,606
62.60%	64.08%	56.62%	62.83%	63.14%	62.86%
\$ 11,293	\$ 9,958	\$ 16,028	\$ 12,288	\$ 10,746	\$ 12,100
\$ 71,446	\$ 40,946	\$ 88,177	\$ 74,266	\$ 63,815	\$ 72,882
\$ 412,750,463	\$ 548,313,088	\$ 289,814,868	\$ 7,337,661,818	\$ 1,366,677,098	\$ 8,704,338,916
\$ 7,231	\$ 12,768	\$ 15,636	\$ 12,501	\$ 16,696	\$ 13,015
23.36	24.07	20.43	23.00	24.00	23.00
28.84	28.94	28.97	28.00	19.50	26.00
20.90	25.20	17.10	20.80	17.10	20.30



Jordan School District
MINUTES OF BOARD OF EDUCATION MEETING
May 26, 2026

The Board of Education of Jordan School District met in study, general, and closed sessions on Tuesday, May 26, 2026, beginning at 4:02 p.m. at JATC South (Board Conference Room), 12723 S. Park Avenue (2080 West), Riverton, Utah. The sessions were also provided electronically via YouTube.

STUDY SESSION

Those recognized or signed in as present:

Niki George, Board President
Bryce Dunford, First Vice President
Brian W. Barnett, Second Vice President
Erin Barrow, Board Member
Lisa Dean, Board Member
Darrell Robinson, Board Member
Suzanne Wood, Board Member
Anthony Godfrey, Superintendent
John Larsen, Business Administrator
Michael Anderson, Associate Superintendent
Paul Van Komen, BVKTS Law
Scott Thomas, Administrator of Auxiliary Services
Steven Peart, Director, Custodial/Energy Services
Sandy Riesgraf, Director, Communications
Ian Roberts, Director, Facility Services
Lisa LeStarge, Administrative Assistant
Brandon Bateman, AV Department
Christie Leake, Lighthouse Research
Janet Sanders, President, Jordan Education Association

President George presided and conducted. The Board of Education met in a study session to discuss the following agenda items, beginning with item 1D to accommodate a guest presenter.

D. Discussion on Potential Bond for Field Houses

Business Administrator John Larsen introduced Christie Leake from Lighthouse Research and invited her to present results from recent focus groups.

Ms. Leake said three focus groups were created as a follow-up from a previous survey on District field houses, and they met on May 6, 2026 at Lighthouse Research offices. About half of the participants had children in Jordan schools. Eight categories were presented: half explaining the benefits of a bond and half showing potential drawbacks.

Overall, more information and transparency was requested and after discussion about the potential benefits, fewer were supportive of a bond. There was also concern that field houses would not be inclusive for all students.

After Ms. Leake's presentation, Mr. Larsen was asked for information about the bond process. As requested by the Board, he worked with Zions Public Finance to begin the process of reviewing the numbers. He shared a draft analysis, calendar of events, and sample ballot with Board members.

He explained sample ballot disclosures regarding an increase in taxes. Mr. Larsen said his estimates were slightly higher than Zions' because they assumed:

- 1) Two separate bond issues
- 2) New growth

- 3) The amount of the bond principal was reduced by a 2% premium, trading outstanding principal with a higher interest rate

Mr. Larsen said these assumptions are reasonable, but would have to be redone as numbers will be changing with new information in June. He then reviewed the timeline for a bond election, noting he needs two board meetings for the legal documents to be reviewed and voted on.

President George indicated she was interested in knowing if there was a majority of board members in favor of moving forward.

MOTION: It was moved by Bryce Dunford and seconded by Suzanne Wood to direct staff to move forward with legal documents in preparation for a bond election for field houses.

Mr. Barnett said he is concerned about trying to solve a temporary space issue with a \$120 million bond. Mr. Robinson suggested the number of activities is the bigger concern for the need to build field houses.

Board members discussed trading existing practice space with space for field houses, if weather and practice hours would be affected, community use, and how field houses would be scheduled by groups.

Ms. Dean asked for sample usage scenarios and asked which groups would get scheduling priority. Dr. Godfrey said this could be examined as well as how adding field houses would change the use of school gyms and other practice space.

Erin Barrow said she is not ready for a bond. Her study of this issue has produced more questions regarding scheduling, priorities, and how it would be used by the community. Mr. Barnett added that a field house may not accommodate all types of activities based on the need for different practice surfaces.

Ms. Wood suggested waiting until the 2027 election to put the bond on a ballot. She said more information can be given to the public and it would give the Board and staff more time to prepare for a bond.

SUBSTITUTE

MOTION: It was moved by Darrell Robinson and seconded by Brian Barnett to continue working toward a possible field house bond in the 2027 election, and the creation of committees to help prepare for this initiative.

Mr. Larsen said the bond must be on a general election ballot in November. Dr. Godfrey recommended a shorter campaign to be more effective and a greater time lapse between this bond and a potential bond to build schools so they don't impact each other.

Mr. Robinson said he wants to look at the possibility of private investors and the architectural design of a field house.

Ms. Wood added the importance of considering the time it takes to build these structures. Scott Thomas said it would take approximately 26 months to build all six field houses at the same time.

President George called for a vote on the substitute motion. The motion passed with a vote of five to two. Ms. George and Mr. Dunford cast the dissenting votes.

A. West Jordan High School Remodel Guaranteed Maximum Price (GMP) with Options

Scott Thomas, Administrator of Auxiliary Services, said this item was discussed at a recent study session, during which the Board asked for pricing and a justification letter. He invited Ian Roberts, Director of Facility Services, to explain the requested documents shared with the Board.

Mr. Roberts said the bid consists of a base bid and alternates and was put out to over 2100 sub contractors. After vetting all bids, the guaranteed maximum price (GMP) for the work was set at \$78,727,212, with additional funds for alternates and fees. He explained the four alternates in consideration:

- 1) Addition of five classroom (9000 square feet) - \$1,494,331 or \$166 per square foot
- 2) Update to media center for flow, security, and ADA compliance - \$204,536
- 3) Update to auditorium, including catwalk and rigging - \$293,298
- 4) Installation of a resilient floor finish to extend life of flooring - \$461,863

Mr. Roberts said if all four alternates were accepted, the total project would be \$88,858,093, which includes all costs associated with the project.

Board members noted the low cost per square foot and the savings by completing this remodel rather than building a new school.

Ms. George asked Finance Committee Chair Bryce Dunford if there would be ample reserves to accommodate the remodel. Mr. Dunford said it would bring the reserves below target by \$5.3 million next year, but there would still be enough to build an elementary school. He recommended completing the West Jordan project with all the alternates.

Mr. Robinson said he is concerned with space at the school if the Board later decides to add ninth grade students and asked if the Board could vote on alternates separately. Mr. Dunford said any Board member could make that motion if they wish, but a decision must be made in tonight's business meeting.

B. Review of District Water Conservations Efforts

Scott Thomas, Administrator of Auxiliary Services invited Steve Peart, Director of Custodial and Energy Services, to discuss Jordan's water conservation efforts.

Mr. Thomas said the District works with three groups on water usage: 1) Facility Services, 2) Custodial and Energy, and 3) schools and custodial staff. He said Energy Services sent out emails in March and May 2026 with water conservation guidelines:

- No daytime watering between 10:00 a.m. and 8:00 p.m.
- Optimal watering times and limited frequency
- Avoiding waste water
- Additional tips: raising mower heights, watering priorities for practice fields versus decorative areas

He explained efforts with xeriscaping in eliminating "stupid grass" include routinely replacing areas around schools where grass is not really utilized with rock. Although the State has not sent water regulations to the District at this point, Jordan has installed 38 schools with weather tracking clocks and software. Energy Services has also designated a full time electrician to take care of all sprinkler needs.

Mr. Thomas said clocks can be adjusted if restrictions are received from the County and the District tries to comply with instructions from the Governor while maintaining usability.

Mr. Dean asked about the care of trees and Mr. Thomas said newer trees are given more care, while established trees are resilient during times of drought.

Ms. George asked the following questions and received these answers from Mr. Peart and Mr. Roberts:

- 1) Are rebates available for installing smart controls – some were purchased at a reduced price.

- 2) What is the cost associated with smart control upgrades – about \$239,000 to install controls in all remaining schools, with the software service cost of \$10,000 per year for current units.
- 3) How recent was the last xeriscape project – in the past 5 years, 56 sites had areas where “stupid grass” was replaced. When requested or concerning areas are observed, xeriscaping is installed.
- 4) Is there an alternative to grass in retention basins - many are used for play areas, but hardscape is an option utilized more recently.

Mr. Robinson said it would be helpful to get statistics showing the total cost savings from conservation efforts over the past five to ten years.

Ms. Barrow asked about a more systematic way of replacing “stupid grass.” Dr. Godfrey noted there is an established budget that is being used for this, which Board members could increase if they choose.

Board members asked about the cost and timeline to finish xeriscaping all schools. It was estimated about \$230,000 would be needed and it would take about one season to finish the project. It was noted this could be covered with the amount saved from snow removal this year.

The Finance Committee agreed to look at the current budget in regards to xeriscaping needs at their next meeting.

C. Continued Discussion on Changes to Social Studies Graduation Credits

Due to time constraints, President George asked how Board members wanted to proceed in regards to this agenda item. As there was discussion about Social Studies Credits in previous meetings, Board members agreed that the item could be voted on or tabled in the business meeting following another brief discussion.

At 6:21 p.m., the meeting adjourned. The general session started at 6:35 p.m.

GENERAL SESSION

Those recognized or signed in as present:

Niki George, Board President
Bryce Dunford, First Vice President
Brian W. Barnett, Second Vice President
Erin Barrow, Board Member
Lisa Dean, Board Member
Darrell Robinson, Board Member
Suzanne Wood, Board Member
Anthony Godfrey, Superintendent
John Larsen, Business Administrator
Michael Anderson, Associate Superintendent
Paul Van Komen, BVKTS Law
Scott Thomas, Administrator of Auxiliary Services
April Gaydosh, Administrator of Human Resources
Paul Bergera, Director, Transportation Services
Mike Haynes, Director, Jordan Education Foundation
Ben Jameson, Director, Evaluation, Research & Accountability
Steven Peart, Director, Custodial/Energy Services
Kurt Prusse, Director, Purchasing
Sandy Riesgraf, Director, Communications
Ian Roberts, Director, Facility Services
Lisa LeStarge, Administrative Assistant
Brandon Bateman, AV Contractor
Janet Sanders, President, Jordan Education Association

Janet Blackmer
Trina Christensen
EmmaLee Haight
Jessica Knorr
Elisabeth Monson
Andra Roundy
Tyler Steiner

President George presided and conducted. She welcomed those present. Carson Davis, Mireya Acuna Aranda, and Adam Scott of Riverton High School conducted a flag ceremony and led everyone in the Pledge of Allegiance. Reverence was given by Sariah Adams, Student Body Officer of Riverton High School.

Celebrating Riverton High School

Seth Christensen, Student Body President of Riverton High School, presented information to the Board about the good things happening at this school and reviewed some of the programs and activities in which students and faculty members participate.

Resolutions of Appreciation

Lisa Dean read a Resolution of Appreciation for the following former Jordan District employees who recently passed away:

DeWayne Boyd Glazier – employed by Jordan District from 1988 to 2015
Kreig B. Kelley – employed by Jordan District from 1969 to 2000
Daniel Max May – employed by Jordan District from 1973 to 2004 and 2006 to 2009
Angelina Miola Padijen – employed by Jordan District from 1973 to 1994
Thomas Steven Pearson – employed by Jordan District from 1982 to 2012
Ruth Ann Robbins – employed by Jordan District from 1969 to 1974

Jordan Education Foundation Outstanding Education Support Professionals

Mike Haynes, Director of the Jordan Education Foundation, presented awards for Jordan Outstanding Education Support Professionals for 2025-26. They presented the following recipients with a plaque, small gift, and check for \$1000:

- Rosa Tecalco, Community Outreach Liaison, Majestic Elementary Arts Academy
- Mandy Shaw, Senior Transportation Router, JSD Transportation
- John Hawkins, Head Custodian, Blackridge Elementary School
- Shelia Rapp, Administrative Assistant, Heartland Elementary School
- Italina Schuhmacher, DLI/ML Assistant, Bluffdale Elementary School
- Stacy Ulch, Registrar, JATC
- Evalyn Najarro, In-house Substitute, Ridge View Elementary School
- Tonya Hodges, Senior Buyer, Purchasing Department
- Erica Williams, Administrative Assistant – Attendance Office, Mountain Creek Middle School
- Brandon Anderson, Systems Administrator, Information Systems
- JoLynn Snelgrove, WIDA ACCESS Testing Coordinator, Assessment, Research & Accountability
- Debra Miller, 5th Grade Aide, Rocky Peak Virtual Elementary School
- Abby Ampil, Child Development Center, Award of Excellence

Recognitions – Region 6 PTA Awards

PTA Region Committee Chair Jessica Navarro said Utah PTA Awards are given to individuals who work hard to make a difference in local schools and communities. She and Sonja Delaney, Region Committee Member, recognized the following Region 6 PTA Award recipients for 2025-26:

State PTA Winners

Fox Hollow Elementary School	Erik Lindblom	Den Dad Program
	Jessica Santos	Multicultural Week and event

Region Winners

Mountain Ridge High School	Heather Tester	Outstanding Secondary Educator Award
Riverton High School	Marcus Dickson	Outstanding Secondary Educator Award
Foothills Elementary School	Marguerite Christensen	Outstanding Support Staff Award
Riverside Elementary School	Bill Flint	Outstanding Support Staff Award
Westland Elementary School	Hillary Moser	Outstanding Volunteer Award
Riverside Elementary School	Amber Nelson	Outstanding Volunteer Award
Herriman High School	Niccolo Pestana	Outstanding Volunteer Award
Foothills Elementary School	Kimber Probst	Outstanding Volunteer Award
Jordan Ridge Elementary School	Cindy Epperson	Outstanding Elementary Educator Award
Foothills Elementary School	Gina Schvaneveldt	Outstanding Elementary Educator Award
Fox Hollow Elementary School	Danielle Gough	Spirit of PTA Award
Foothills Elementary School	Dana Miller	Spirit of PTA Award
Foothills Elementary School	Jayme Gandara	Outstanding School Administrator Award

Recognitions - Utah State PTA Reflections Award Winners

Utah PTA Committee Chair Jessica Navarro and Region Committee Member Sonja Delaney recognized Jordan District students who received awards at the State-level Reflections competition. The following students were recognized:

Award of Excellence – These students advance to the National level

Madison Lundquist	3D Art	Bingham High School
Sloan Caplette	Dance	Westland Elementary School

Award of Merit

Evan Tallerico	2D Art	Daybreak Elementary School
Olivia Nelson	Dance	Welby Elementary School
Russell Jenkins	Film	Welby Elementary School
Arianna Shamy	Music	Mountain Ridge High School
Morey Cameron	Music	Riverton High School
Nya Namanny	Music	Elk Meadows Elementary School

Honorable Mention

Samantha Da Silva	3D Art	Bluffdale Elementary School
Cora LaMunyon	3D Art	Elk Ridge Middle School
Elsie Petersen	Dance	Daybreak Elementary School
Bella Bland	Dance	Rose Creek Elementary School
Deziree Graham	Film	Riverton High School
Carlos Torres	Film	Fox Hollow Elementary School
Eleanor Hatfield	Literature	Majestic Arts Academy
Naisha Shrestha	Photography	Elk Ridge Middle School

Board Member Recognitions

Niki George recognized Mark Sanderson, a teacher at West Hills Middle School, for his extensive “Candy Bomber” 8th grade cross-curriculum experience. It included research and writing projects, student innovation, and a culminating event involving students from Berlin, Germany. Ms. George attended a Leadership Development dinner at Fox Hollow Elementary School and Unified track and golf events. She said she enjoyed the production of “Shrek” at Elk Meadows Elementary School and the Native Community Senior Night. She also attended a plant sale at Copper Hills High School and the Spring Fling musical production at Kauri Sue Hamilton School.

Erin Barrow attended the Candy Bomber event at West Hills Middle School and the Native American Senior Night, as well as the District America 250 student awards ceremony. She enjoyed the CTE Choice Awards night and three Unified sporting events held at Copper Hills High School and The Ballpark at America First Square.

Lisa Dean thanked the PTA for all the work that went into Teacher Appreciation Week. She enjoyed the Family Engagement Center certification recognition event and the recent Majestic Elementary Arts Academy Spring Soiree.

Suzanne Wood attended the Kauri Sue Hamilton School Spring Fling musical production and she gave a shoutout to the Riverton High School girls lacrosse team for winning the state championship.

Superintendent's Recognitions

Dr. Godfrey recognized those receiving PTA or Education Support Professional awards in tonight's business meeting, expressing appreciation for all they do to provide a great education for students. He thanked all District employees for working so hard to get students across the finish line at the end of the school year.

I. Public Comments

A. Public Comments Regarding Non-Agenda Items

Janet Blackmer, a patron, expressed concern over the lighting and sound system at Copper Hills High School in the field area. She said the excessive sound is negatively impacting neighborhood residents and requested a change in speaker placement and installation.

Janet Sanders, JEA President, thanked the Board for the opportunity of working with them during her term. She specifically expressed gratitude for their support and work in negotiations.

Trina Christensen, a patron, said she is running for State School Board in District 8 and wanted the Board to know of her support for Jordan School District.

Jessica Knorr, a parent, advocated for the Chinese Dual Language Immersion program at Southland Elementary School, which has been a great benefit to her children.

Tyler Steiner, a parent, expressed concern about the continuation of Southland Elementary School's DLI program and the reassignment of Principal Garrett York who helped the program succeed.

Elisabeth Monson, a parent, said she is concerned about the reassignment of Principal York at Southland Elementary School. As he has done so much to build morale at the school, she asked the Board to retain him as principal.

President George invited Mr. Larsen, business administrator, to read comments submitted to boardcomments@jordandistrict.org. Mr. Larsen mentioned there were only two emailed comments about non-agenda items, and as they were each about character and competence of an individual, they will be forwarded to all Board members.

President George asked for a change to the agenda so that those in attendance who had signed up to speak about the Social Studies Special Business item could immediately do so. All agreed.

F. Recommendation to Approve Social Studies Graduation Requirements

President George explained that a change in Utah law requires increasing a class that was formerly half a credit to a full year credit. The District has determined that if all classes remain the

same, graduation credits would then be increased one semester beyond the USBE social studies requirement. The District is looking at ways to align with this new requirement, which could potentially affect social studies courses.

Public Comment

Janet Sanders, an employee, said she has seen how social studies standards have changed over time. A recent informal survey of 81 Jordan teachers show 68% want no change in social studies credits and 65% wanted to cut an elective. She asked the Board not to decrease social studies credits for students.

Andrea Roundy, an employee, said she is worried about writing and reading skills students learn in social studies classes, particularly World History. She said AP classes would be adversely affected and asked that academics take priority over electives.

EmmaLee Haight, an employee and parent, said she appreciates a previous Board that worked to keep World History as a full year credit. She said relationships are enhanced, and speaking and studying skills developed in social studies classes.

President George invited Mr. Larsen, business administrator, to read comments submitted to boardcomments@jordandistrict.org regarding Social Studies Graduation Requirements. Mr. Larsen read a comment from the following individual, whose remarks are summarized below:

Brynlee Miller, a student, wrote that two options are possible to address the credit change: 1) splitting the current World History class into two separate classes and requiring only one of the semester-long classes for graduation, and 2) lowering the elective credit requirements by .5 and keeping World History the same. She requested the Board do the latter, noting the importance of learning history.

MOTION: It was moved by Lisa Dean and seconded by Erin Barrow to postpone a vote on Social Studies Graduation Requirements until the next Business meeting on June 9, 2026.

Mr. Robinson said the Board would like more time to discuss this prior to a vote. He expressed gratitude for those who reached out to him with concerns or questions about this agenda item.

President George called for a vote on the motion to postpone Social Studies Graduation Requirements. The motion passed unanimously.

The Board returned to the previously scheduled agenda items.

II. General Business – Consent Agenda

A. Motion to Approve Consent Agenda Items

1. Minutes

Minutes of the Board of Education meetings held April 28, May 7, May 12, and May 19, 2026, were presented to the Board of Education for approval.

2. Contract for Superintendent of Schools

The contract for reappointment of Dr. Anthony Godfrey, Superintendent of Schools, for a two-year term from July 1, 2026 through June 30, 2028 was presented to the Board of Education for approval.

3. Contract for Business Administrator

The contract for reappointment of John Larsen, Business Administrator, for a two-year term from July 1, 2026 through June 30, 2028 was presented to the Board of Education for approval.

MOTION: It was moved by Lisa Dean and seconded by Suzanne Wood to approve Consent Agenda items A1 through A3, as recommended. The motion passed with a unanimous vote.

President George explained that contracts were renewed for an additional two years for both the Superintendent and Business Administrator. She expressed gratitude on behalf of the Board for Dr. Godfrey and Mr. Larsen, saying they are “the best in the State.”

B. Motion to Accept Consent Agenda Items

1. Expenditures

Expenditures for the month of April 2026 were provided to the Board of Education.

2. Financial Statement

The financial statement through April 30, 2026, was provided to the Board of Education. A copy is attached at the conclusion of these minutes. (Attachment 1)

3. Non-Compliance Report

4. Fraud Risk Assessment

A Fraud Risk Assessment for fiscal year ending June 30, 2026, was provided to the Board of Education.

MOTION: It was moved by Lisa Dean and seconded by Erin Barrow to accept Consent Agenda items B1 through B4, as recommended. The motion passed with a unanimous vote.

III. Bid Recommendations

**A. School or Department
Bingham High School**

**Items for Bid
Athletic Uniforms and Apparel
Discount Incentive**

**Bidders
Game One
BSN**

**Amount of Bid
\$450,000 per year**

Purpose: To contract with a vendor to provide athletic uniforms and apparel discount incentives for Bingham High School.

Budget: Individual Team’s Athletic Budget

Recommendation: It was recommended awarding the contract to the best value provider, Game One with Under Armour. The company complied with the specifications, terms and conditions of the RFP. This contract will cover one (1) year with four (4) additional annual renewal options.

MOTION: It was moved by Suzanne Wood and seconded by Erin Barrow to approve the bid for Athletic Uniforms and Apparel Discount Incentives at Bingham High School, as recommended. The motion passed unanimously.

B. School or Department
Facility Services

Items for Bid
**Theatrical Lighting Upgrade at Elk
Ridge Middle School**

Bidders
Advanced Lighting Inc
Arnell-West Inc

Amount of Bid
\$609,300.00

Purpose: To upgrade the existing lighting in the auditorium at Elk Ridge Middle School

Budget: Summer Capital Projects Budget

Recommendation: It was recommended awarding the contract to the lowest responsive and responsible bidder, Arnell-West Inc. The company complied with the specifications, terms, and conditions outlined in the bid documents.

MOTION: It was moved by Suzanne Wood and seconded by Erin Barrow to approve the bid for Theatrical Lighting Upgrade at Elk Ridge Middle School, as recommended. The motion passed unanimously.

IV. **Special Business**

A. **Recommendation to Approve 2026-27 Negotiated Agreement for Licensed Employees**

President George called for a motion.

MOTION: It was moved by Suzanne Wood and seconded by Lisa Dean to approve the 2026-27 Negotiated Agreement for Licensed Employees.

Ms. George thanked all who were involved in negotiations for their feedback. She expressed great appreciation for licensed employees and their efforts with students.

Public Comment

Devonare Howland, an employee and member of the negotiations team, thanked the Board for its work on negotiations.

Andrea Roundy, an employee and member of the negotiations team, also expressed gratitude for the Board and all it does in working with the team to reach a positive outcome for teachers.

President George called for a vote on the motion to approve the Negotiated Agreement for Licensed Employees. The motion passed unanimously.

A copy of the 2026-27 Negotiated Agreement for Licensed Employees is attached at the conclusion of these minutes (Attachment 2)

B. **Recommendation to Approve 2026-27 Negotiated Agreement for Education Support Professionals**

Niki George called for a motion.

MOTION: It was moved by Darrell Robinson and seconded by Lisa Dean to approve the 2026-27 Negotiated Agreement for Education Support Professionals.

Public Comment

No patrons signed up to address the Board regarding this Special Business item and no patrons accepted the invitation to speak.

Mr. Robinson thanked members of the Jordan Education Association (JEA) and Jordan Education Support Professional Association (JESPA) for their work with the Board on negotiations. He said it is fitting that some Education Support Professionals were being celebrated in tonight's meeting and he thanked them for all they do in the District.

President George called for a vote on the motion to approve the Negotiated Agreement for Education Support Professionals. The motion passed unanimously.

A copy of the 2026-27 Negotiated Agreement for Education Support Professionals. is attached at the conclusion of these minutes (Attachment 3)

C. Recommendation to Approve Guaranteed Maximum Price (GMP) Provided by Westland Construction for West Jordan High School Remodel Project.

President George called for a motion.

MOTION: It was moved by Lisa Dean and seconded by Suzanne Wood to approve Guaranteed Maximum Price (GMP) Provided by Westland Construction for West Jordan High School Remodel Project, as well as all four bid alternate options.

Public Comment

No patrons signed up to address the Board regarding this Special Business item and no patrons accepted the invitation to speak.

Darrell Robinson requested a separate motion for the bid alternates. He expressed concern about classroom space at West Jordan High School if it is later decided to add ninth graders. He preferred to remove bid option 1 from the motion.

AMENDED

MOTION: It was moved by Brian Barnett and seconded by Darrell Robinson to approve Guaranteed Maximum Price (GMP) Provided by Westland Construction for West Jordan High School Remodel Project including only bid alternates 2, 3 and 4.

President George called for a vote on the amended motion. The motion failed with a vote of five to two as follows:

Lisa Dean	No
Suzanne Wood	No
Darrell Robinson	Yes
Erin Barrow	No
Bryce Dunford	No
Niki George	No
Brian Barnett	Yes

Mr. Barnett highlighted the fact that updating this high school, instead of rebuilding it, is a substantial savings for taxpayers and is evidence that the Board is being fiscally responsible in its decisions.

Mr. Robinson said he will vote no as he is opposed to bid option one. Mr. Dunford noted this option includes replacing five classrooms that were eliminated during construction.

Ms. George called for a vote on the original motion. The motion passed with a vote of six to one. Mr. Robinson cast the dissenting vote.

- D. **Recommendation to Approve Updates to Administrative Policy DP322 *Family and Medical Leave Act (FMLA)***
- E. **Recommendation to Approve Updates to Administrative Policy DP380 *Postpartum Recovery/Parental Leave***

President George requested a single motion for special business items D and E.

MOTION: It was moved by Lisa Dean and seconded by Erin Barrow to approve Updates to Administrative Policies DP380 *Postpartum Recovery/Parental Leave* and DP322 *Family and Medical Leave Act (FMLA)*.

Public Comment

No patrons signed up to address the Board regarding these Special Business items and no patrons accepted the invitation to speak.

President George called for a vote on the motion to approve Updates to Administrative Policies DP380 and DP322. The motion passed unanimously.

A copy of Policies DP380 and DP322 are attached at the conclusion of these minutes (Attachment 4 & 5)

- F. **Recommendation to Approve Social Studies Graduation Requirements**

This item was addressed earlier in the meeting.

- G. **Consideration of Sensitive Material Review Appeals**

President George said the Board of Education is reviewing an appeal and voting tonight on the outcome of a sensitive book called *Queer*. The previous decision by the Review Committee resulted in removal of the book on the objective classification in policy and state law.

She requested a motion regarding the book.

MOTION: It was moved by Niki George and seconded by Brian Barnett to uphold the Review Committee's decision for the removal of the book *Queer* from Jordan libraries.

Public Comment

No patrons signed up to address the Board regarding this Special Business item and no patrons accepted the invitation to speak.

Mr. Barnett read a prepared statement that is summarized as follows:

Mr. Barnett believes the book *Queer* by Kathy Belge and Marke Bleschke contains material that falls within Utah's definition of objective sensitive material under Utah Code 53G-10-103 including standards incorporated in 76-5-207. He said retaining this book on public school library shelves would be inconsistent with Utah law. He spoke to those that may have differing views, noting that the book can be obtained elsewhere if they choose. He stated the issue "is not whether the book may exist or be read, but whether it is appropriate for inclusion in a public school setting for minors."

Ms. George thanked Mr. Barnett for his statement and added that the book does not comply with USBE rule and curriculum guidance on sex education and is inappropriate for school libraries.

President George called for a vote on the motion regarding the book *Queer*. The motion passed unanimously.

V. **Information Items**

A. **Superintendent's Report**

Superintendent Godfrey thanked the Board of Education for renewing his contract for another two years. He said he loves his job and never takes it for granted.

VI. **Discussion Items**

A. **Committee Reports and Comments by Board Members**

Lisa Dean reported on the success of the Jordan Education Foundation Challenge Run and expressed appreciation for the Foundation. She highlighted the STEM scholarship banquet and explained the scholarship opportunity related to the "My 529" program. Ms. Dean attended the senior recognition event sponsored by Language and Cultural Services and thanked the Jordan Education Access Committee for helping all students feel included. She also reported on Salt Lake County Parks and Rec, which is initiating a bond and recently appointed a new Board chair. She announced the grand opening of the Heartland bridge on May 28, 2026.

President George gave a reminder about USBA's Pre-delegate and Delegate Assembly on June 5 and 6, 2026. She said three priorities will be presented: 1) special education funding, 2) early literacy, and 3) at-risk funding.

B. **Topics for *Bulletin Board***

Board members suggested the following topics for a future *Bulletin Board* newsletter:

- Congratulations to graduates
- Update on the West Jordan High School remodel
- Water conservation report

President George brought up graduation ceremony procedures and said she has been asked occasionally by elected officials or former Board members if they can present their child his/her diploma. It was decided to grant only former Board members, not elected officials, this privilege.

MOTION: At 9:06 p.m., it was moved by Lisa Dean and seconded by Brian Barnett to move into a closed session; after which, the meeting would be adjourned. The motion passed with a unanimous roll-call vote.

CLOSED SESSION

Those recognized or signed-in as present:

Niki George, Board President
Bryce Dunford, First Vice President
Brian W. Barnett, Second Vice President
Erin Barrow, Board Member
Lisa Dean, Board Member
Darrell Robinson, Board Member
Suzanne Wood, Board Member

Anthony Godfrey, Superintendent
John Larsen, Business Administrator
Michael Anderson, Associate Superintendent
Paul Van Komen, BVKTS Law

President George presided and conducted. The Board of Education met in a closed session to discuss the character, professional competence, or physical or mental health of an individual; property, potential litigation, negotiations, and security measures. The closed session discussion was recorded and archived.

At 10:16 p.m., President George declared the meeting adjourned.

//

Attachments

JORDAN SCHOOL DISTRICT
MAY 2026 EXPENDITURES PRESENTED TO THE BOARD OF EDUCATION
June 9, 2026

DESCRIPTION	VENDOR	AMOUNT
ACCREDITATION	US BANK	\$ 34.80
ADA COMPLAINEE	UTAH MOBILITY LLC	4,975.00
ADA COMPLIANCE	CORY PERRY WELDING INC	18,000.00
ADVERTISING	US BANK	190.79
ASSOCIATION DUES	AMERICAN FEDERATION OF TEACHERS	380.37
ASSOCIATION DUES	JORDAN EDUCATION ASSOCIATION	22,320.65
ASSOCIATION DUES	UTAH SCHOOL EMPLOYEES ASSOCIATION	6,344.25
AUDIT EXPENSE	SQUIRE AND COMPANY PC	13,475.00
BANK FEES	TSYS ACQUIRING SOLUTIONS LLC	634.90
BOND EXPENSE	US BANK	25.00
BUILDING RENTAL	US BANK	4,663.00
BUS PURCHASE	INTERMOUNTAIN TRAILER SALES & SERVICE LLC	53,758.00
BUS PURCHASE	THE LANCER GARAGE	26,400.00
CHARTER BUS SERVICES	ALL POINTS WIRELESS	1,127.40
CHARTER BUS SERVICES	EVERDRIVEN TECHNOLOGIES LLC	11,257.10
COMPETITION REGISTRATION FEES	CORNER CANYON HIGH SCHOOL	170.00
COMPETITION REGISTRATION FEES	TINTIC HIGH SCHOOL	525.00
COMPETITION REGISTRATION FEES	WESTLAKE HIGH SCHOOL	50.00
CONTRACT SERVICES - BUILDINGS	ROBERT I MERRILL CO	2,613.00
CONTRACT SERVICES - BUILDINGS	US BANK	3,996.73
CONTRACT SERVICES DATA PROCESS	BRIGHTLY SOFTWARE INC	66,698.89
CONTRACTED SERVICE - BUILDINGS	SUMP AND TRAP CLEANING LLC	321.40
CONTRACTED SERVICE - BUILDINGS	UNIFIRST CORPORATION	674.90
CONTRACTED SERVICE BUILDINGS	STATE FIRE SALES AND SERVICE	12,529.01
CONTRACTED SERVICE BUILDINGS	STEPSAVERS INC	51.30
CONTRACTED SERVICE EQUIPMENT	FOREARM LLC	30,919.01
CONTRACTED SERVICE EQUIPMENT	GENERATION SYSTEMS INC	8,440.19
CONTRACTED SERVICE EQUIPMENT	INMOTION FITNESS REPAIR AND SERVICE LLC	2,016.10
CONTRACTED SERVICE EQUIPMENT	LABOR COMMISSION	612.00
CONTRACTED SERVICE EQUIPMENT	MISTER CAR WASH	165.00
CONTRACTED SERVICE EQUIPMENT	PEAK ALARM	998.10
CONTRACTED SERVICE EQUIPMENT	SAFE PLAY PRO LLC	7,500.00
CONTRACTED SERVICE EQUIPMENT	TK ELEVATOR CORPORATION	5,183.66
CONTRACTED SERVICES	ADVANCED CPR TRAINING LLC	1,254.00
CONTRACTED SERVICES	AIRGAS USA LLC	265.20
CONTRACTED SERVICES	ALL STAR PHOTOGRAPHY UTAH	460.00
CONTRACTED SERVICES	AMERICAN SAW HAMMERING	309.50
CONTRACTED SERVICES	AMERICAN SIGN LANGUAGE	1,610.00
CONTRACTED SERVICES	ARBITERPAY TRUST ACCOUNT	11,504.70
CONTRACTED SERVICES	ASPEN BROWN	70.00
CONTRACTED SERVICES	ASPEN RIDGE COUNSELING LLC	150.00
CONTRACTED SERVICES	ASPIRE PSYCHOLOGICAL LLC	670.00
CONTRACTED SERVICES	AZUSA LLC	380.00
CONTRACTED SERVICES	BAYLIE DIVINO WELLNESS LLC	1,000.00
CONTRACTED SERVICES	BELIEVE IN YOU THERAPY	2,050.00
CONTRACTED SERVICES	BEST PRACTICE COUNSELING	2,000.00
CONTRACTED SERVICES	BRYANNA HOWARD	420.00
CONTRACTED SERVICES	CALEB SHABESTARI	247.50
CONTRACTED SERVICES	CAMPBELL MUSIC STUDIOS INC	135.00

CONTRACTED SERVICES	CARL M JOHNSON	225.00
CONTRACTED SERVICES	CAROLYN TOONE OLSEN	185.10
CONTRACTED SERVICES	CARTER AND SONS PHOTOGRAPHY	500.00
CONTRACTED SERVICES	CARTER WILLIAMS	2,000.00
CONTRACTED SERVICES	CHERYL D MARTINEZ	100.00
CONTRACTED SERVICES	CLARA LLOYD	50.00
CONTRACTED SERVICES	CLINICAL CONSULTANTS LLC	4,300.00
CONTRACTED SERVICES	COGNIA INC	2,000.00
CONTRACTED SERVICES	COLONIAL FLAG AND SPECIALTY COMPANY	78.40
CONTRACTED SERVICES	COMM GAP	356.60
CONTRACTED SERVICES	COMPUNET INC	750.00
CONTRACTED SERVICES	CULLIGAN QUENCH	179.00
CONTRACTED SERVICES	CYDNEE DAWN FARMER	391.00
CONTRACTED SERVICES	DEPARTMENT OF PHYSICAL THERAPY AND ATHLETIC	1,084.60
CONTRACTED SERVICES	DOMINIC LARA	225.00
CONTRACTED SERVICES	DOUGLAS ALLEN	180.00
CONTRACTED SERVICES	EARTHWINGS LLC	550.00
CONTRACTED SERVICES	ELWOOD STAFFING SERVICES	21,303.44
CONTRACTED SERVICES	EMILY KEARSLEY	170.00
CONTRACTED SERVICES	FLOURISH THERAPY INC	3,000.00
CONTRACTED SERVICES	FUNK PA AND MC	150.00
CONTRACTED SERVICES	GINGER STUDIOS	400.00
CONTRACTED SERVICES	GRANITE SCHOOL DISTRICT	135.00
CONTRACTED SERVICES	GREEN HOUSE CTR FOR GROWTH & LEARNING	6,450.00
CONTRACTED SERVICES	HERRIMAN COUNSELING SERVICES	1,542.86
CONTRACTED SERVICES	HOLLY COBB	90.00
CONTRACTED SERVICES	HONEY BUCKET	154.00
CONTRACTED SERVICES	INTERMOUNTAIN LAWN MAINTENANCE INC	1,320.00
CONTRACTED SERVICES	KAIZEN STRENGTH LLC	1,700.00
CONTRACTED SERVICES	KALIOPASI FATAI HALATOKOUA JR	1,375.00
CONTRACTED SERVICES	LAST LOOKS MEDIA	700.00
CONTRACTED SERVICES	LIFE STONE GROUP LLC	1,478.00
CONTRACTED SERVICES	LIFESTANCE	750.00
CONTRACTED SERVICES	LIGHTHOUSE COUNSELING SERVICES PLLC	1,400.00
CONTRACTED SERVICES	LIVE WELL COUNSELING SERVICES PLLC	1,575.00
CONTRACTED SERVICES	MADISON VALGARDSON	300.00
CONTRACTED SERVICES	MCKENNA PETERSON	2,000.00
CONTRACTED SERVICES	MICHAEL J HENDRIKSEN	225.00
CONTRACTED SERVICES	MONARCH FAMILY COUNSELING	7,424.00
CONTRACTED SERVICES	MOUNTAIN VALLEY COUNSELING LLC	1,900.00
CONTRACTED SERVICES	MOUNTAIN VIEW FAMILY THERAPY	4,950.00
CONTRACTED SERVICES	MULTI CULTURAL COUNSELING CENTER LLC	3,000.00
CONTRACTED SERVICES	ODYSSEY HOUSE INC	780.00
CONTRACTED SERVICES	ONE80 INTERMEDIARIES LLC	3,433.67
CONTRACTED SERVICES	PANORAMA EDUCATION INC	126,000.00
CONTRACTED SERVICES	PATRICKSANGER MEDIA	3,950.00
CONTRACTED SERVICES	PUBLIC OPINIONS SOUNDSTAGE	3,300.00
CONTRACTED SERVICES	RACHEL WHEELER	309.00
CONTRACTED SERVICES	RANAE DALGLEISH	247.50
CONTRACTED SERVICES	REACH COUNSELING LLC	2,650.00
CONTRACTED SERVICES	REBECCA WRIGHT PHILLIPS	300.00
CONTRACTED SERVICES	RENAN DA SILVA	70.00
CONTRACTED SERVICES	RIVERTON POLICE DEPARTMENT	3,021.53

CONTRACTED SERVICES	SADIE GRACE PEASE	150.00
CONTRACTED SERVICES	SALT LAKE CO YOUTH SERVICES	1,500.00
CONTRACTED SERVICES	SHRED SALT LAKE	141.90
CONTRACTED SERVICES	SIOPE LANGOIA LAPUAHO	200.00
CONTRACTED SERVICES	SOUTH JORDAN CITY POLICE DEPT	8,182.58
CONTRACTED SERVICES	SOUTH POINT COUNSELING SERVICES	1,350.00
CONTRACTED SERVICES	STEPHEN EHRlich	100.00
CONTRACTED SERVICES	TETONIA WANG	100.00
CONTRACTED SERVICES	THE RBL GROUP INC	22,667.00
CONTRACTED SERVICES	UNIVERSITY OF UTAH READING CLINIC	24,640.00
CONTRACTED SERVICES	UNIVERSITY OF UTAH SCHOOL OF MUSIC	11,500.00
CONTRACTED SERVICES	UTAH DEPARTMENT OF HEALTH	236,153.52
CONTRACTED SERVICES	UTAH PUNJABI ARTS ACADEMY	300.00
CONTRACTED SERVICES	VESTAL VISUALS	2,310.00
CONTRACTED SERVICES	WALMART STORES INC	539,000.00
CONTRACTED SERVICES	WORKFORCEQA LLC	233.00
CONTRACTED SERVICES	US BANK	27,949.02
CONTRACTED SERVICES	EXPRESS SCRIPTS INC	167,530.14
CONTRACTED SOFTWARE	IN FOCUS EDUCATION GROUP	6,000.00
CONTRACTED SOFTWARE	PAPERCUT SOFTWARE PTY LTD	4,334.00
CONTRACTED SOFTWARE	SCHOOL TECHNOLOGY ASSOCIATION	10,400.00
COPIER REPAIR	US BANK	11,014.25
CREDIT CARD TRANSACTION FEES	SCHOOL WINDOW LLC	11,106.19
CREDIT CARD TRANSACTION FEES	US BANK	446.47
CREDIT UNION W/H	LIVELY INC	188,428.81
CUSTODIAL EQUIPMENT	BELL JANITORIAL SUPPLY LC	44,696.23
DAIRY PRODUCTS	MEADOW GOLD DAIRIES	98,887.28
DRUG TESTING	WORKFORCEQA LLC	891.00
EDUCATIONAL FIELD TRIPS	BLUE, REBECCA	15.00
EDUCATIONAL FIELD TRIPS	COPPERVIEW RECREATION CENTER	105.00
EDUCATIONAL FIELD TRIPS	DELTON BOWLING	1,527.75
EDUCATIONAL FIELD TRIPS	GORRINGE, MALLORY	45.90
EDUCATIONAL FIELD TRIPS	MAJESTIC ELEMENTARY PTA	305.74
EDUCATIONAL FIELD TRIPS	PETTY CASH	351.12
EDUCATIONAL FIELD TRIPS	US BANK	11,598.89
ELECTRICTY	ROCKY MTN POWER	755,030.28
EMPLOYEE FLEXIBLE DEDUCTION	PEHP	148,375.12
EMPLOYEE PREMIUM	AFLAC GROUP INSURANCE	43,897.25
EQUIPMENT	WORKSPACE ELEMENTS	3,089.04
EQUIPMENT	DEERE AND COMPANY AG AND TURF CORP	12,277.48
EQUIPMENT	CUMMINS INC	113,219.00
EQUIPMENT	INSIGHT PUBLIC SECTOR	539.84
EQUIPMENT	NADA SCIENTIFIC LTD	29,990.00
EQUIPMENT	SCHOOL SPECIALTY	5,899.44
EQUIPMENT	STANDARD RESTAURANT SUPPLY	13,316.00
EQUIPMENT	US BANK	16,658.02
EQUIPMENT	WESCO AUTO BODY AND PAINT	1,206.64
EQUIPMENT	CHICK AND JACK REPAIR AND DISTRIBUTING	782.73
EQUIPMENT RENTAL	US BANK	1,331.96
EQUIPMENT REPAIR	ANN KINANE	1,330.00
EQUIPMENT REPAIR	BATTERY SYSTEMS	347.04
EQUIPMENT REPAIR	BERT MURDOCK MUSIC INC	385.00
EQUIPMENT REPAIR	BERTRANDS MUSIC	1,779.00

EQUIPMENT REPAIR	FREEDOM CNG	5,975.73
EQUIPMENT REPAIR	HERC RENTALS	2,540.97
EQUIPMENT REPAIR	JOHNSON, JERUSHA	85.00
EQUIPMENT REPAIR	LEGEND AUTO LIFT AND HOIST INC	6,190.78
EQUIPMENT REPAIR	ROYCE INDUSTRIES	2,753.70
EQUIPMENT REPAIR	SUMMERHAYS MUSIC COMPANY	36.00
EQUIPMENT REPAIR	US BANK	1,515.87
FINGERPRINTING	UTAH BUREAU OF CRIMINAL IDENTIFICATION	13,492.00
FINGERPRINTING	US BANK	32.00
FOOD	LUCE, OLIVIA	36.02
FOOD	NEVES, CAROLDEAN	53.75
FOOD PURCHASES	ALYSON LAW	12.05
FOOD PURCHASES	ALYSSA DAVIS	112.00
FOOD PURCHASES	ANDREA LEMON	13.27
FOOD PURCHASES	ASHLEY ROGERS	1,299.00
FOOD PURCHASES	ATKINSON, OLIVIA	68.91
FOOD PURCHASES	BARAYBAR, ANDREA	44.34
FOOD PURCHASES	BARROW, HAYLEY	207.04
FOOD PURCHASES	BARTON, JEFFERY	2,116.81
FOOD PURCHASES	BATES, DAWN	42.48
FOOD PURCHASES	BENNETT, APRIL	27.28
FOOD PURCHASES	BERRETT, KELSIE	187.95
FOOD PURCHASES	BILLS, JARED	34.95
FOOD PURCHASES	BREEANN FANKHAUSER	67.17
FOOD PURCHASES	BSN SPORTS INC	3,492.13
FOOD PURCHASES	CEDAR VALLEY HIGH SCHOOL	591.35
FOOD PURCHASES	CEREZO-BERBEL, ANA	40.14
FOOD PURCHASES	CHERRY, STEVEN	175.07
FOOD PURCHASES	CHICK FIL A SOUTH JORDAN	540.00
FOOD PURCHASES	CHRISTENSEN, RONALD	72.40
FOOD PURCHASES	CLEMENTS, RACHEL	62.88
FOOD PURCHASES	COLTON, RACHEL	45.48
FOOD PURCHASES	CORWELL, AMANDA	12.20
FOOD PURCHASES	CRANDELL, CASSANDRA	89.58
FOOD PURCHASES	DAHL, KASEY	51.46
FOOD PURCHASES	DAHLGREN, MEGAN	25.57
FOOD PURCHASES	DANNER, MCHAILEE	192.72
FOOD PURCHASES	DAVIDSON, CARRIE	58.41
FOOD PURCHASES	DEYOUNG, KAYCEE	116.18
FOOD PURCHASES	DUSHANE, CEDAR	219.21
FOOD PURCHASES	FRISCHKNECHT, KIRA	21.75
FOOD PURCHASES	GARCIA, SUMMER	12.32
FOOD PURCHASES	GOSAIN, SHANNEL	61.76
FOOD PURCHASES	GRAHAM, KELLY	97.44
FOOD PURCHASES	GRANT, ELAINE	84.91
FOOD PURCHASES	GRIFFIN, BRIAN	133.16
FOOD PURCHASES	GRIFFIN, BRITTANY	11.49
FOOD PURCHASES	GRIFFITHS, MEGAN	55.58
FOOD PURCHASES	GUSTIN, AMBER	186.60
FOOD PURCHASES	HALL, BRITNY	24.98
FOOD PURCHASES	HALLADAY, SAVANNAH	56.42
FOOD PURCHASES	HARRISON, KYMBERLY	18.18
FOOD PURCHASES	HERNANDEZ, LONI	148.00

FOOD PURCHASES	HOLMSTEAD, KRYSTAL	141.42
FOOD PURCHASES	HOWARTH, AUSTIN	62.40
FOOD PURCHASES	INOUYE, BENJAMIN	53.76
FOOD PURCHASES	ISLANDS TO SALT LAKE PIZZA LLC	150,146.48
FOOD PURCHASES	JENSEN, STEPHANIE	12.32
FOOD PURCHASES	KATIE MURRAY	880.70
FOOD PURCHASES	KATIE PIRRAGLIO	152.55
FOOD PURCHASES	KRISTINA FERRIN	370.33
FOOD PURCHASES	LARSON, ANNIE	85.30
FOOD PURCHASES	LIZ BOYER	86.33
FOOD PURCHASES	MASTIN-CALL, SARAH	48.29
FOOD PURCHASES	MCCLEARY, TRINA	27.92
FOOD PURCHASES	MOLLY COFFMAN	342.28
FOOD PURCHASES	NICHOLAS AND COMPANY INC	241,248.60
FOOD PURCHASES	NICOLE KERR	42.11
FOOD PURCHASES	NIXON, ALLYSON	63.25
FOOD PURCHASES	PETERSONS FRESH MARKET	197.17
FOOD PURCHASES	PEW, MELANIE	65.89
FOOD PURCHASES	RENDELL, REBECCA	108.37
FOOD PURCHASES	REYES, ANGELA	158.59
FOOD PURCHASES	ROUNDY, ANDREA	72.75
FOOD PURCHASES	RUSSELL, CORBIN	365.52
FOOD PURCHASES	SANDRA HOFHEINS	20.00
FOOD PURCHASES	SHANNON SARGENT	12.34
FOOD PURCHASES	SHUMWAY, JANA	64.19
FOOD PURCHASES	SMITHS CUSTOMER CHARGES	18.45
FOOD PURCHASES	SORENSEN, SHANDA	145.11
FOOD PURCHASES	SPENDLOVE, ASHLEY	357.88
FOOD PURCHASES	STEED, SHAELYNN	21.58
FOOD PURCHASES	STEELE, ADRIAN	129.56
FOOD PURCHASES	STONE, VALENE	164.19
FOOD PURCHASES	STRANO, GEORGE	21.73
FOOD PURCHASES	SUPERIOR WATER & AIR INC	49.95
FOOD PURCHASES	SWIRE COCA COLA USA	672.38
FOOD PURCHASES	TAYLOR, MARC	161.86
FOOD PURCHASES	THOMPSON, DANIEL	512.65
FOOD PURCHASES	TIALAVEA, JULIANNE	53.65
FOOD PURCHASES	TOMLINSON, CLIFF	395.80
FOOD PURCHASES	TREACY, COREY	49.00
FOOD PURCHASES	TRIMBLE, AMY	41.80
FOOD PURCHASES	VAN KOMEN, MELINDA	329.29
FOOD PURCHASES	WATER STAR USA	139.95
FOOD PURCHASES	WHITE, ZOEY	44.61
FOOD PURCHASES	WILHELM, TIFFANY	87.52
FOOD PURCHASES	WILLIAMS, ERIN	723.90
FOOD PURCHASES	YONUS, MIRANDA	15.44
FOOD PURCHASES	ZURCHER, DANIEL	42.83
FOOD PURCHASES	US BANK	108,466.97
FOUNDATION AWARDS	FORT HAYS TECH NORTHWEST	1,000.00
FOUNDATION AWARDS	SNOW COLLEGE	1,000.00
FOUNDATION AWARDS	UNIVERSITY OF UTAH	700.00
FOUNDATION AWARDS	UNIVERSITY OF UTAH/FINANCIAL AID	3,500.00
FOUNDATION AWARDS	UTAH STATE UNIVERSITY	2,700.00

FRESH FRUITS AND VEGETABLES	A AND Z PRODUCE COMPANY	191,553.68
GARBAGE REMOVAL	ACE RECYCLING & DISPOSAL	4,468.58
GARBAGE REMOVAL	REPUBLIC SERVICES INC #864	41,854.80
GAS & OIL	CRUS OIL PETROLEUM PRODUCTS	1,980.00
GAS & OIL	MYFLEETCENTER SOUND BILLING	1,252.73
HEALTH & ACCIDENT INS CLAIMS	PEHP	3,218,969.56
INVENTORY	CONTRACT PAPER GROUP INC	47,443.20
INVENTORY	FREEDOM TRUCK AND TRAILER PARTS, INC	1,245.49
INVENTORY	GOSSNER FOODS	19,958.90
INVENTORY	HYKO SUPPLY	759.47
INVENTORY	IML SECURITY SUPPLY	558.00
INVENTORY	MIDAS FOODS	15,335.00
INVENTORY	PURCELL TIRE AND SERVICE CENTER	5,209.40
INVENTORY	ROYAL WHOLESALE ELECTRIC	21.12
INVENTORY	STEVE REGAN COMPANY	1,603.40
INVENTORY	TYSON FOODS INC	38,254.51
INVENTORY	WESTERN ELECTRICAL ALLIANCE	1,867.96
INVENTORY - CUSTODIAL	BRADY INDUSTRIES LLC	33,710.36
INVENTORY - MAINTENANCE	SHERWIN WILLIAMS CO	1,137.33
IRRIGATION WATER	DAYBREAK COMMUNITY ASSOCIATION INC	75,656.25
LEGAL FEES	BURBIDGE, VAN KOMEN, TANNER & SCRUGGS LLC	22,701.50
LEGAL FEES	DENTONS DURHAM JONES PINEGAR P C	2,365.00
LIGHTS	CONSERVE A WATT	288.00
LUNCH SALES	ADRIAN PORTER	25.15
LUNCH SALES	AMANDA KIDMAN	150.25
LUNCH SALES	AMY BENDIXEN	50.00
LUNCH SALES	AMY DAVIS	73.65
LUNCH SALES	ANDY MEISENBACHER	135.60
LUNCH SALES	ANGELA PECK	16.90
LUNCH SALES	ANGELA RUTLEDGE	9.00
LUNCH SALES	ANGIE PARK	52.90
LUNCH SALES	ANNA PARKER	78.25
LUNCH SALES	ANTHONY FONDACO	6.00
LUNCH SALES	BAHOZHOI KINSEL GISHIE	25.20
LUNCH SALES	BRETT FLAKE	83.50
LUNCH SALES	BRIGGS, JENNIFER	43.70
LUNCH SALES	BROOKE THOMPSON	112.10
LUNCH SALES	BRYNN KIMBALL	57.75
LUNCH SALES	CHONDA MAISANO	15.70
LUNCH SALES	CLINT EDMUNDS	24.25
LUNCH SALES	COURTNEY ANDERSON	43.10
LUNCH SALES	DAVE PANGELINAN	76.00
LUNCH SALES	DAVID HARALSON	18.00
LUNCH SALES	DAVID TIPTON	105.80
LUNCH SALES	EMILIE JOHNSON	34.50
LUNCH SALES	EMILY SCHMIDT	6.00
LUNCH SALES	ERIK SCHWEITZER	103.80
LUNCH SALES	GENESIS MATHEUS TOYO	20.00
LUNCH SALES	GWEN LISTSTER	35.35
LUNCH SALES	HUMPHREY, HILLARY	70.50
LUNCH SALES	JAMES JONES	56.50
LUNCH SALES	JASON JANIS	16.40
LUNCH SALES	JENNY MARTIN	46.15

LUNCH SALES	JESSICA HEWARD	50.70
LUNCH SALES	JILL SMITH	30.00
LUNCH SALES	JOHN KNOLES	51.25
LUNCH SALES	KATIE DAVIS	92.00
LUNCH SALES	KAYLA REED	70.30
LUNCH SALES	KELLY WEIGHT ALLRED	49.25
LUNCH SALES	KEVIN MILLER	207.75
LUNCH SALES	KRISTA CROWN	40.10
LUNCH SALES	KRISTAN DAVIES	28.90
LUNCH SALES	KRISTINA TATIRETA	20.00
LUNCH SALES	KYUCHAN KIM	59.90
LUNCH SALES	LAUREN WILKINSON	50.90
LUNCH SALES	LEONOR GODINEZ	36.00
LUNCH SALES	LESLIE MACKAY	83.70
LUNCH SALES	LOREN SPOKLIE	14.90
LUNCH SALES	LOURDES VEGA	14.90
LUNCH SALES	MARIA PEREZ REYES	40.00
LUNCH SALES	MARIAN MARTINEZ	92.50
LUNCH SALES	MARYANN PACKER	94.50
LUNCH SALES	MATT ACKERMAN	34.25
LUNCH SALES	MEG CURETON	111.95
LUNCH SALES	MELISSA GREEN	50.00
LUNCH SALES	MELISSA WATTS	50.50
LUNCH SALES	NAN HYDE	25.15
LUNCH SALES	NICOLE DAVIS	67.40
LUNCH SALES	PAT DAVIS	97.70
LUNCH SALES	RANDI LAVENDER	19.00
LUNCH SALES	REY JIMENEZ	80.70
LUNCH SALES	RITALYN ANDERSON	80.60
LUNCH SALES	SELA TAULANGA	61.60
LUNCH SALES	SHANNON TRUJILLO	86.25
LUNCH SALES	SHELBY LATIMER	28.00
LUNCH SALES	SHELLEY GUNTHER	41.45
LUNCH SALES	SUSAN SMITH	71.65
LUNCH SALES	TANNER ADAMS	331.65
LUNCH SALES	TINA SHUNK	14.25
LUNCH SALES	TOBBY TUCKER	14.40
LUNCH SALES	WENDY GILL	56.40
LUNCH SALES	XOCHITL RUIZ MARTINEZ	166.90
MAINT SUPPLIES/UNIFORMS	BSN SPORTS INC	37,471.68
MAINT SUPPLIES/UNIFORMS	CINTAS #180 UNIFORMS	1,446.89
MAINT SUPPLIES/UNIFORMS	CINTAS FIRST AID AND SAFETY	494.24
MAINT SUPPLIES/UNIFORMS	CRUS OIL PETROLEUM PRODUCTS	3,543.20
MAINT SUPPLIES/UNIFORMS	DEYOUNG, KAYCEE	50.84
MAINT SUPPLIES/UNIFORMS	FASTENAL COMPANY	6,144.26
MAINT SUPPLIES/UNIFORMS	GAME ONE	6,000.44
MAINT SUPPLIES/UNIFORMS	NAPA AUTO PARTS	2,112.41
MAINT SUPPLIES/UNIFORMS	NUTECH SPECIALTIES INC	770.82
MAINT SUPPLIES/UNIFORMS	SAFETY KLEEN CORP	575.00
MAINT SUPPLIES/UNIFORMS	US BANK	12,727.67
MAINTENANCE MOWERS	MOUNTIANLAND POWER EQUIPMENT	12,685.00
MEDIA BOOKS	BOUND TO STAY BOUND BOOKS INC	142.25
MEDIA BOOKS	CAPSTONE	748.72

MEDIA BOOKS	OVERDRIVE INC	5,255.82
MEDIA BOOKS	WORKSPACE ELEMENTS	13,171.91
MEDIA BOOKS	US BANK	30,069.44
MEDIA CENTER FINES	JESSICA COLE	12.00
MEMBERSHIP DUES AND FEES	AKTIVATE	2,020.20
MEMBERSHIP DUES AND FEES	BMJ SPORTS	3,200.00
MEMBERSHIP DUES AND FEES	HARTMAN PUBLISHING INC	1,862.37
MEMBERSHIP DUES AND FEES	IN FOCUS EDUCATION GROUP	4,674.60
MEMBERSHIP DUES AND FEES	KIWANIS CLUB OF JORDAN RIVER	87.25
MEMBERSHIP DUES AND FEES	NATIONAL ASSOCIATION OF SCHOOL NURSES	388.50
MEMBERSHIP DUES AND FEES	THOMPSON, TAYLOR	20.00
MEMBERSHIP DUES AND FEES	UNIVERSAL CHEERLEADERS ASSOC	9,095.00
MEMBERSHIP DUES AND FEES	UTAH DEBATE COACHES ASSOCIATION	505.00
MEMBERSHIP DUES AND FEES	UTAH HIGH SCHOOL ACTIVITIES ASSOC	750.00
MEMBERSHIP DUES AND FEES	UTAH HOSA FUTURE HEALTH PROFESSIONALS	100.00
MEMBERSHIP DUES AND FEES	US BANK	54,303.41
MILEAGE - STUDENT	BRENT WRIGHT	22.44
MILEAGE - STUDENT	BRETT CALL	57.12
MILEAGE - STUDENT	CHRIS COFFIN	53.86
MILEAGE - STUDENT	HYUNG SUK CHOI	29.38
MILEAGE - STUDENT	JAMIE JUDD	52.02
MILEAGE - STUDENT	JANELL SOLEDAD KINIKINI	227.66
MILEAGE - STUDENT	JEANETTE BELTRAN	62.48
MILEAGE - STUDENT	JEFF WARNER	71.40
MILEAGE - STUDENT	JODI CORNWALL	36.72
MILEAGE - STUDENT	JULIA BARLOW	31.21
MILEAGE - STUDENT	KAESHIA BEHNKE	205.33
MILEAGE - STUDENT	KARIE HUGHES	34.27
MILEAGE - STUDENT	KELLIE OTTO	201.96
MILEAGE - STUDENT	KRISTIE HOLT	100.78
MILEAGE - STUDENT	MICHELLE SCHMIDT	54.26
MILEAGE - STUDENT	MORGAN AGUIRRE	129.95
MILEAGE - STUDENT	PAMELA WAYMAN	36.41
MILEAGE - STUDENT	PATRICIA NUNEZ	73.64
MILEAGE - STUDENT	PETER SENDANYOYE	223.99
MILEAGE - STUDENT	REBECCA POCOCK	262.75
MILEAGE - STUDENT	RICHARD MATHEWS	31.21
MILEAGE - STUDENT	ROBYN ELMORE	64.26
MILEAGE - STUDENT	SAMARA CORRO	58.75
MILEAGE - STUDENT	SANDY TRAN	32.95
MILEAGE - STUDENT	SHELINA SWENSON	38.56
MILEAGE - STUDENT	TABITHA PARAS	69.36
MILEAGE - STUDENT	TAUNI VAKAPUNA	306.00
MILEAGE - STUDENT	TRISHA SIMON	108.52
MILEAGE - STUDENT	YULIANA SANCHEZ	173.40
MILEAGE TRAVEL	ALSOUL, OTBA	79.03
MILEAGE TRAVEL	AMPIL, ABBY	310.30
MILEAGE TRAVEL	AMUSSEN, MICHELLE	95.78
MILEAGE TRAVEL	ANDERSON, BROOKE	175.46
MILEAGE TRAVEL	ANDERSON, DENISE	59.45
MILEAGE TRAVEL	ANDERSON, MICHAEL	268.98
MILEAGE TRAVEL	ANNEGRET HICKENLOOPER	14.50
MILEAGE TRAVEL	ARAGON, KATHLYNN	69.60

MILEAGE TRAVEL	ASAY, CYDNEY	61.63
MILEAGE TRAVEL	ASAY, PAIGE	138.48
MILEAGE TRAVEL	ASHURST, JESSICA	17.40
MILEAGE TRAVEL	ATWOOD, ELVIA	216.78
MILEAGE TRAVEL	AUSTIN, BREE	8.70
MILEAGE TRAVEL	AUSTIN, SHARLENE	116.00
MILEAGE TRAVEL	BARR, WENDY	64.53
MILEAGE TRAVEL	BARTHOLOMEW, BRADY	552.45
MILEAGE TRAVEL	BEDDES, KIERA	160.95
MILEAGE TRAVEL	BEDONT, ALLISON	361.78
MILEAGE TRAVEL	BEDONT, KARA	36.25
MILEAGE TRAVEL	BELL, GRACE	263.18
MILEAGE TRAVEL	BLACK, ALYSON	132.68
MILEAGE TRAVEL	BLUE, CHERILYN	95.70
MILEAGE TRAVEL	BOSCH, CALLEY	102.23
MILEAGE TRAVEL	BRADLEY, IZAK	143.55
MILEAGE TRAVEL	BREEZE, MELANIE	72.50
MILEAGE TRAVEL	BRENNEISEN, ABBY	284.20
MILEAGE TRAVEL	BRIMHALL, REBECCA	129.78
MILEAGE TRAVEL	BROOKS, TIMOTHY	45.68
MILEAGE TRAVEL	BROWN, KAITLIN	313.21
MILEAGE TRAVEL	BUNKER, STEPHEN	219.68
MILEAGE TRAVEL	BUNTING, KRISTINE	257.38
MILEAGE TRAVEL	BURTON JUAREZ, SONJA	436.45
MILEAGE TRAVEL	BUSSELL, KYLIE	279.13
MILEAGE TRAVEL	CALHOUN, ASHLEY	308.86
MILEAGE TRAVEL	CANICK, MELANIE	216.78
MILEAGE TRAVEL	CANNON, KELLI	101.50
MILEAGE TRAVEL	CAPENER, ANNIKA	69.60
MILEAGE TRAVEL	CARDENAS, MEGAN	128.33
MILEAGE TRAVEL	CEBROWSKI, WILLIAM	257.38
MILEAGE TRAVEL	CHRISTIAN, NESHA	123.98
MILEAGE TRAVEL	CHRISTIANSSEN, MELANIE	42.78
MILEAGE TRAVEL	CLAWSON, KRISTIE	302.33
MILEAGE TRAVEL	CLEVINGER, TAMI	274.05
MILEAGE TRAVEL	COLE, KATIE	97.66
MILEAGE TRAVEL	COLEMAN, LISA	1,088.23
MILEAGE TRAVEL	COLEMAN, RACHAEL	173.28
MILEAGE TRAVEL	CRAMER, REBECCA	102.95
MILEAGE TRAVEL	CROW, CAROLYN	115.28
MILEAGE TRAVEL	CULVER, COURTNEY	123.25
MILEAGE TRAVEL	CURTIS, CODY	469.08
MILEAGE TRAVEL	DALMER, KAYLA	282.75
MILEAGE TRAVEL	DANGERFIELD, RACHEL	205.90
MILEAGE TRAVEL	DANIELS, MARLA	127.60
MILEAGE TRAVEL	DAVIS, LEAH	306.68
MILEAGE TRAVEL	DAVIS, MARNI	119.70
MILEAGE TRAVEL	DAY, RACHAEL	89.18
MILEAGE TRAVEL	DENSLEY, LORI	116.00
MILEAGE TRAVEL	DESMARAIS, ODETTE	105.85
MILEAGE TRAVEL	DILLARD, NICOLE	221.13
MILEAGE TRAVEL	DOLEAC, MEREDITH	128.33
MILEAGE TRAVEL	DONOHOO, BAILEY	43.50

MILEAGE TRAVEL	ELLSWORTH, STEFFANY	262.95
MILEAGE TRAVEL	EMERSON, NORMAN	397.30
MILEAGE TRAVEL	EVANS, LUCIE	611.90
MILEAGE TRAVEL	FLAGLER, DOUGLAS	145.00
MILEAGE TRAVEL	FORDHAM, MICHELLE	100.05
MILEAGE TRAVEL	FORMAN, CARISSA	98.60
MILEAGE TRAVEL	FRANCO, FULVIA	270.43
MILEAGE TRAVEL	FRANCOM, SAUNDIE	82.65
MILEAGE TRAVEL	FRAZIER, KARILYN	146.45
MILEAGE TRAVEL	GERBER, REBECCA	421.96
MILEAGE TRAVEL	GIBSON, ANNA	97.15
MILEAGE TRAVEL	GIBSON, MITCHELL	348.73
MILEAGE TRAVEL	GILLMORE, AMANDA	205.90
MILEAGE TRAVEL	GOMIDES, ELAINE	137.03
MILEAGE TRAVEL	GOUGH, CAROLYN	115.28
MILEAGE TRAVEL	GRANDT, BROOKE	298.70
MILEAGE TRAVEL	GREAVES, MARINA	214.09
MILEAGE TRAVEL	GRIFFIN, BRITTANY	6.53
MILEAGE TRAVEL	GRIMSHAW, BRYAN	338.58
MILEAGE TRAVEL	GUDGELL, JEANETTE	36.98
MILEAGE TRAVEL	GUSTAFSON, VICTORIA	87.00
MILEAGE TRAVEL	GUTZWILLER, LYNN	133.40
MILEAGE TRAVEL	HALES, JAY	264.63
MILEAGE TRAVEL	HANSEN, CRYSTAL	39.15
MILEAGE TRAVEL	HANSEN, MICHELLE	63.80
MILEAGE TRAVEL	HART, JASON	43.86
MILEAGE TRAVEL	HARTLE, SHAYLENE	127.60
MILEAGE TRAVEL	HATHAWAY, AMY	87.00
MILEAGE TRAVEL	HAWKINS, COLBY	223.31
MILEAGE TRAVEL	HAWKINS, STEVEN	165.30
MILEAGE TRAVEL	HEGEWALD, SOPHIA	58.73
MILEAGE TRAVEL	HEHR, AMANDA	196.48
MILEAGE TRAVEL	HILL, MELANIE	181.98
MILEAGE TRAVEL	HILTON, ERICA	132.68
MILEAGE TRAVEL	HORROCKS, KATHRYN	321.91
MILEAGE TRAVEL	JACKSON, ANGELA	67.43
MILEAGE TRAVEL	JACOBS, CHRISTINA	64.53
MILEAGE TRAVEL	JAMES, CHELSEY	127.60
MILEAGE TRAVEL	JAMESON, BEN	245.70
MILEAGE TRAVEL	JENSEN, MALINDA	99.33
MILEAGE TRAVEL	JOHNSON, STEPHANIE	85.55
MILEAGE TRAVEL	KEMBLE, CAROL NICOLE	357.43
MILEAGE TRAVEL	KERBACK, MICHELLE	131.23
MILEAGE TRAVEL	KIRKMAN, REBECCA	48.58
MILEAGE TRAVEL	KOLOWICH, TARA	119.63
MILEAGE TRAVEL	LARSEN, JOHN	55.46
MILEAGE TRAVEL	LARSEN, MARSHA	300.88
MILEAGE TRAVEL	LEE, REBECCA	38.43
MILEAGE TRAVEL	LEIKAM, DANIELLE	123.98
MILEAGE TRAVEL	LEWIS, COURTNEE	100.05
MILEAGE TRAVEL	LINDSEY, ALLISON	167.48
MILEAGE TRAVEL	LORENZEN, TRISHA	206.63
MILEAGE TRAVEL	LOVE-DAY, MICHELLE	37.70

MILEAGE TRAVEL	MANNING, JENNIFER	41.33
MILEAGE TRAVEL	MARSHALL, REBECCA	73.95
MILEAGE TRAVEL	MATTA, ERIC	136.30
MILEAGE TRAVEL	MCCARTY, LORI	84.10
MILEAGE TRAVEL	MECHAM, KRISTA	123.25
MILEAGE TRAVEL	MEYER, MCKINLEY	385.70
MILEAGE TRAVEL	MOONSAMY, KAREN	171.10
MILEAGE TRAVEL	MOORE, NATHAN	230.55
MILEAGE TRAVEL	MORRIS, JEFFREY	514.75
MILEAGE TRAVEL	MORTENSEN, REBECCA	55.83
MILEAGE TRAVEL	MORTENSON, HONNELORE	40.60
MILEAGE TRAVEL	MOWER, SHAUN	468.35
MILEAGE TRAVEL	MULLEN, JANILEE	380.63
MILEAGE TRAVEL	MURDOCH, KELCEY	67.43
MILEAGE TRAVEL	MUTO, ANTHONY	137.75
MILEAGE TRAVEL	NAGELI, LARISA	191.40
MILEAGE TRAVEL	NEDDO, KIMBERLEE	118.90
MILEAGE TRAVEL	NELSON, ANNE	142.83
MILEAGE TRAVEL	NELSON, SARAH	69.60
MILEAGE TRAVEL	NEWBROUGH, KIMBERLEE	128.33
MILEAGE TRAVEL	PACKER, LORI	119.63
MILEAGE TRAVEL	PARKO, DANIEL	174.73
MILEAGE TRAVEL	PAUR, KIMBERLY	320.45
MILEAGE TRAVEL	PEDERSEN, JENNY	43.50
MILEAGE TRAVEL	PEDROZA, PAUL	92.80
MILEAGE TRAVEL	POLING, JENNA	556.00
MILEAGE TRAVEL	POLLOCK, KENT	13.05
MILEAGE TRAVEL	POULSEN, PEPPER	312.90
MILEAGE TRAVEL	RAZIM, CAILEY	86.28
MILEAGE TRAVEL	RICKS, PATRICIA	99.33
MILEAGE TRAVEL	RIGGS, SHARON	131.23
MILEAGE TRAVEL	ROBERTS, SHAYNA	99.33
MILEAGE TRAVEL	ROBINSON, LISA	114.55
MILEAGE TRAVEL	ROMNEY, PETER	202.28
MILEAGE TRAVEL	ROMRELL, AMY	187.78
MILEAGE TRAVEL	ROPER, SARAH	138.48
MILEAGE TRAVEL	RUSSO, ELIZA	82.65
MILEAGE TRAVEL	RYAN, ORLA	82.65
MILEAGE TRAVEL	SADLER, JERRI	173.28
MILEAGE TRAVEL	SCHERZINGER, JULIE	478.50
MILEAGE TRAVEL	SCHIESS, TIMOTHY	218.95
MILEAGE TRAVEL	SCHILATY, SADIE	68.15
MILEAGE TRAVEL	SCHREINER, MICHELLE	71.05
MILEAGE TRAVEL	SHUMWAY, JANA	274.78
MILEAGE TRAVEL	SIDWELL, AMBER	330.60
MILEAGE TRAVEL	SIMON, KRISTIANNE	263.90
MILEAGE TRAVEL	SIVULKA, TARA	91.35
MILEAGE TRAVEL	SKIDMORE, JASON	1,017.18
MILEAGE TRAVEL	SMEATH, STEPHANIE	208.80
MILEAGE TRAVEL	SMITH, BETSY	285.65
MILEAGE TRAVEL	SNELGROVE, JOLYNN	47.13
MILEAGE TRAVEL	SORENSEN, BRAD	119.63
MILEAGE TRAVEL	SORENSEN, MARCI	112.38

MILEAGE TRAVEL	STANDING, ANDREA	400.93
MILEAGE TRAVEL	STEWART, WENDI	53.65
MILEAGE TRAVEL	STRANG, KYLIE	131.23
MILEAGE TRAVEL	SULLIVAN, MCKENZIE	168.20
MILEAGE TRAVEL	TALBOT, HOLLEE	110.20
MILEAGE TRAVEL	TANNER, JAIMIE	100.05
MILEAGE TRAVEL	TAYLOR, DAWN	72.50
MILEAGE TRAVEL	TAYLOR, DEANNA	188.51
MILEAGE TRAVEL	THEURER, ALISON	143.55
MILEAGE TRAVEL	THOMAS, CHANELLE	253.75
MILEAGE TRAVEL	TOTORICA, LISA	58.00
MILEAGE TRAVEL	UNG, NINA	61.63
MILEAGE TRAVEL	VALENTINE, MARCIE	582.18
MILEAGE TRAVEL	VEAZIE, BRYAN	105.85
MILEAGE TRAVEL	VIGIL, LETITIA	319.73
MILEAGE TRAVEL	WALTER, KAREN	82.65
MILEAGE TRAVEL	WATKINS, CINDY	107.30
MILEAGE TRAVEL	WATTS, SHANNON	129.78
MILEAGE TRAVEL	WEBSTER, JACQUELIN	130.28
MILEAGE TRAVEL	WELLER, MEGAN	180.53
MILEAGE TRAVEL	WHITE, DAWN	60.18
MILEAGE TRAVEL	WHITE, LISA	147.90
MILEAGE TRAVEL	WHITEFIELD, GAYLE	249.40
MILEAGE TRAVEL	WILLIAMS, AMANDA	168.20
MILEAGE TRAVEL	WILLIAMS, KRAIG	338.58
MILEAGE TRAVEL	WILLIAMS, LYNSEY	167.48
MILEAGE TRAVEL	WILSON, MARIANNE	94.25
MILEAGE TRAVEL	WRIGHT, EMILY	187.78
MILEAGE TRAVEL	YARDLEY, KADEN	82.66
MILEAGE TRAVEL	YESCHICK, KRISTY	464.00
MOTOR FUEL	HALLIDAY, BRYAN	16.52
MOTOR FUEL	HERNANDEZ, KADE	61.41
MOTOR FUEL	LOLOHEA, LOIMATASIALEI	17.33
MOTOR FUEL	NEWBROUGH, SCOT	4.89
MOTOR FUEL	SHIELDS, TRICIA	34.13
MOTOR FUEL	SIMPERS, KAYLEE	58.14
MOTOR FUEL	STATE OF UTAH FUEL NETWORK	129,844.36
MOTOR FUEL	TORRES, ALLYSON	46.78
MOTOR FUEL	TREACY, COREY	11.61
MOTOR FUEL	ZURCHER, DANIEL	20.79
MOTOR FUEL	US BANK	454.19
NATURAL GAS	SUMMIT ENERGY LLC	21,578.37
NAUTRAL GAS	ENBRIDGE GAS	147,918.04
PAYROLL TAXES	EFTPS	7,340,506.28
PAYROLL TAX WITHHOLDINGS	STATE TAX COMMISSION	1,655,539.11
PD MEALS	CHERRY, STEVEN	105.22
PD MEALS	MAUGHAN, JAMES	50.47
PD MEALS	SMITHS CUSTOMER CHARGES	15.37
PD MEALS	US BANK	21,013.22
PORTABLES	US BANK	612.91
POSTAGE	ANDRESEN, KRISTINE	61.00
POSTAGE	DEHAAN, KELLY	95.37
POSTAGE	DEYOUNG, KAYCEE	63.46

POSTAGE	PURCHASE POWER	502.07
POSTAGE	QUADIENT FINANCE INC	10,136.26
POSTAGE	US BANK	5,070.34
PRESCRIPTIONS	CRX INTERNATIONAL	13,882.15
PRESCRIPTIONS	EXPRESS SCRIPTS INC	1,690,873.40
PREVENTIVE MAINTENANCE	FILTER TECHNOLOGIES	2,110.35
PREVENTIVE MAINTENANCE	ROTO AIRE FILTER SERVICE AND SALES	261.60
PRINTING	ALL STAR PHOTOGRAPHY UTAH	699.00
PRINTING	BELL PRINTING AND DESIGN	400.00
PRINTING	FLAGLER, DOUGLAS	41.25
PRINTING	TIALAVEA, JULIANNE	136.85
PRINTING	UTAH CORRECTIONAL INDUSTRIES PRINT SHOP	1,941.49
PRINTING	VISION GRAPHICS	259.00
PRINTING	US BANK	929.15
PROF TRAINING REGISTRATIONS	DENSLEY, LORI	175.00
PROF TRAINING REGISTRATIONS	DRAUT, DAVID	245.00
PROF TRAINING REGISTRATIONS	FERRINI, LAURIE	50.00
PROF TRAINING REGISTRATIONS	FOX, TRACI	175.00
PROF TRAINING REGISTRATIONS	GIBSON, ANNA	175.00
PROF TRAINING REGISTRATIONS	GREEN, SHONELL	100.00
PROF TRAINING REGISTRATIONS	HANSEN, MICHELLE	29.95
PROF TRAINING REGISTRATIONS	LIGHTHOUSE RESEARCH & DEVELOPMENT INC	19,950.00
PROF TRAINING REGISTRATIONS	SALT LAKE COMMUNITY COLLEGE	120.00
PROF TRAINING REGISTRATIONS	SANCHEZ, VICTORIA	175.00
PROF TRAINING REGISTRATIONS	UPSHAW, CHRIS	60.90
PROF TRAINING REGISTRATIONS	USCMA CUSTODIAL	1,720.00
PROF TRAINING REGISTRATIONS	US BANK	15,319.52
PROFESSIONAL BOOKS & MAGAZINES	US BANK	1,670.94
REFUND PAYABLE	ALISHA JOHNSON	391.00
REFUND PAYABLE	AMY ANASTASION JOHNSON	15.00
REFUND PAYABLE	ANNE CANNON	17.49
REFUND PAYABLE	BRIAN BROWN	20.00
REFUND PAYABLE	BRITTNEY MCQUEEN	423.00
REFUND PAYABLE	BUTLER, CELESTE	140.00
REFUND PAYABLE	CELESTIAL BRANDLEY	62.00
REFUND PAYABLE	CHANCE GLEDHILL	500.00
REFUND PAYABLE	CHANTEL RICHARDSON	35.00
REFUND PAYABLE	CINDI MIDDLETON	20.00
REFUND PAYABLE	CRYSTAL KEELE	25.00
REFUND PAYABLE	DALLIN THOMSON	399.50
REFUND PAYABLE	DAVID NELSON	139.00
REFUND PAYABLE	HEATHER CLUFF	50.00
REFUND PAYABLE	KRISTEN HENRY	159.00
REFUND PAYABLE	LUCERO VALERIO	15.00
REFUND PAYABLE	MICHELLE HALL	433.50
REFUND PAYABLE	TRACY LEE	215.00
REFUND PAYABLE	VANESSA SMITH	125.00
REMODELING	DIXON INFORMATION INC	136.00
REMODELING	CARRIER CORPORATION	1,010.00
REMODELING	VALENTINER CRANE BRUNJES ONYON	3,130.00
REMODELING	CACHE VALLEY ELECTRIC	52,538.00
REMODELING	COUNTERTRADE PRODUCTS INC	3,171.02
REMODELING	ALL WEATHER WATERPROOFING INC	31,825.00

REMODELING	BLYNCO	759.00
REMODELING	CLARKS QUALITY ROOFING INC	9,116.00
REMODELING	COMMERCIAL MECHANICAL SYSTEMS & SERV	53,051.80
REMODELING	DESIGN WEST ARCHITECTS	4,614.25
REMODELING	ENVISION ENGINEERING PC	2,500.00
REMODELING	GSBS ARCHITECTS	6,110.38
REMODELING	MOUNTAINLAND SUPPLY LLC	25,158.88
REMODELING	NAYLOR WENTWORTH LUND ARCHITECTS, P.C.	2,025.00
REMODELING	NJRA ARCHITECTS INC	5,500.00
REMODELING	PAUL DAVIS RESTORATION OF UTAH	10,000.00
REMODELING	RENT A MONKEY LLC	195.00
REMODELING	TEAM LINX	675.00
REMODELING	THORUP AND ASSOCIATES INC	1,035.10
REMODELING	WON DOOR CORP	4,529.09
REMODELING	ZION ENGINEERING LLC	10,588.88
REMODELING	US BANK	187,538.76
REMODELING	ANIXTER	634.26
REMODELING	GRAYBAR ELECTRIC CO INC	195.00
REMODELING	ULINE	2,208.85
REPAIRS & PARTS	ADI	371.31
REPAIRS & PARTS	BONNEVILLE EQUIPMENT COMPANY	137.49
REPAIRS & PARTS	CODALE ELECTRIC SUPPLY INC	173.94
REPAIRS & PARTS	COLD TECH REFRIGERATION SERVICE INC	5,038.37
REPAIRS & PARTS	COMPLETE SUPPLY COMPANY LLC	4,021.48
REPAIRS & PARTS	EXPERCOM OF UTAH INC	159.97
REPAIRS & PARTS	FASTENER ENGINEERING	439.29
REPAIRS & PARTS	GRAINGER	5,675.70
REPAIRS & PARTS	HOBART SERVICE	10,033.14
REPAIRS & PARTS	INNOVATIVE PRINT CONSULTING LLC	60.00
REPAIRS & PARTS	ISI WATER CHEMISTRIES	639.56
REPAIRS & PARTS	KILGORE CONTRACTING	1,347.61
REPAIRS & PARTS	LA MONICAS RSTRNT EQUIP	2,237.60
REPAIRS & PARTS	LGG INDUSTRIAL	93.68
REPAIRS & PARTS	PARTS TOWN LLC	4,939.29
REPAIRS & PARTS	SPRINKLER SUPPLY COMPANY	8,617.46
REPAIRS & PARTS	STANDARD PLUMBING SUPPLY	5,984.75
REPAIRS & PARTS	STONE SECURITY, LLC	3,368.80
REPAIRS & PARTS	US BANK	57,477.48
REPAIRS & PARTS	ALSCO	122.54
RETIREMENT CONTRIBUTIONS	UTAH RETIREMENT SYSTEMS	8,483,896.04
RISK MANAGEMENT	BEACON COMMERCIAL DOOR & LOCK	5,780.71
RISK MANAGEMENT	RESOLUT GROUP	1,869.00
RISK MANAGEMENT	STONE SECURITY, LLC	4,738.75
SAFETY SUPPLIES	US BANK	518.00
SCHOOL RESOURCE OFFICERS	RIVERTON POLICE DEPARTMENT	217,500.00
SCHOOL RESOURCE OFFICERS	WEST JORDAN POLICE	725,000.00
SEWER/WATER	BLUFFDALE CITY	3,360.25
SEWER/WATER	CITY OF WEST JORDAN	83,174.95
SEWER/WATER	HERRIMAN CITY	33,307.52
SEWER/WATER	JORDAN BASIN IMPROVEMENT DISTRICT	24,776.43
SEWER/WATER	KEARNS IMPROVEMENT DISTRICT	1,092.19
SEWER/WATER	RIVERTON CITY CORP	32,867.55
SEWER/WATER	SOUTH JORDAN CITY	29,351.04

SITE IMPROVEMENT	SONNTAG RECREATION LLC	2,870.00
SITE IMPROVEMENT	PECKHAM ASPHALT PAVING INC	11,971.20
SITE IMPROVEMENT	PROFESSIONAL SERVICE INDUSTRIES INC	1,593.00
SITE IMPROVEMENT	THORUP AND ASSOCIATES INC	18,995.88
SITE IMPROVEMENT	WESTERN SUN LANDSCAPING	9,638.30
SITE IMPROVEMENT	WOODWARD CO UTAH LLC	104,852.81
SITE IMPROVEMENT	US BANK	13,420.63
SMALL EQUIPMENT	STANDARD RESTAURANT SUPPLY	386.40
SMALL EQUIPMENT	TRI STATE DISTRIBUTORS	1,299.00
SMALL EQUIPMENT	US BANK	5,265.86
SOFTWARE	AVANT ASSESSMENT LLC	13,612.70
SOFTWARE	CARLSON, MARY	96.00
SOFTWARE	COX, GEOFFREY	123.78
SOFTWARE	EDLIO LLC	5,346.00
SOFTWARE	FLAGLER, DOUGLAS	77.00
SOFTWARE	US BANK	13,418.16
STAFF APPRECIATION	ASHLEY ROGERS	298.77
STAFF APPRECIATION	BIGLER, JOANN	27.07
STAFF APPRECIATION	BOLLINGER, AMANDA	78.87
STAFF APPRECIATION	BROTHERS, JOSHUA	17.99
STAFF APPRECIATION	DANIEL ELLIS	99.89
STAFF APPRECIATION	DENT, KRISTEN	42.12
STAFF APPRECIATION	DOMALESKI, VICTORIA	13.20
STAFF APPRECIATION	GAME ONE	22.31
STAFF APPRECIATION	GORRINGE, MALLORY	23.31
STAFF APPRECIATION	GRANT, STEPHANIE	55.44
STAFF APPRECIATION	HANDY, HEATHER	111.37
STAFF APPRECIATION	KATSOS, JOANNA	39.57
STAFF APPRECIATION	MARCHANT DESIGN	320.00
STAFF APPRECIATION	MONSEN, KASANDRA	220.99
STAFF APPRECIATION	PELLEGRINO, CYNDI	66.29
STAFF APPRECIATION	SMITHS CUSTOMER CHARGES	17.77
STAFF APPRECIATION	TOPONCE, HEATHER	95.55
STAFF REWARDS	US BANK	37,829.92
STUDENT OVERNIGHT TRAVEL	SIMMONS, REBECCA	718.80
SUPPLIES	RENDELL, REBECCA	484.50
SUPPLIES	ADAMS, EMILY	167.13
SUPPLIES	ADORNZ	690.00
SUPPLIES	ADVANCED BIONICS LLC	273.00
SUPPLIES	AGPARTS WORLDWIDE INC	435.60
SUPPLIES	AIRGAS USA LLC	669.34
SUPPLIES	ALEXANDER, KRISTIE	36.00
SUPPLIES	ALLAN PLANT COMPANY INC	3,903.50
SUPPLIES	ALLIED BUSINESS SOLUTIONS INC	780.53
SUPPLIES	ALSCO	171.04
SUPPLIES	ANDERSON, JESSICA	350.00
SUPPLIES	ARMSTRONG, AUDRA	53.70
SUPPLIES	ARTIST CORNER	228.30
SUPPLIES	ASHLEY HATCH	266.00
SUPPLIES	BAND SHOPPE	2,293.95
SUPPLIES	BARTON, JEFFERY	11.19
SUPPLIES	BATEMAN, LISA	94.75
SUPPLIES	BATES, DAWN	188.82

SUPPLIES	BELL JANITORIAL SUPPLY LC	2,825.81
SUPPLIES	BELL PRINTING AND DESIGN	529.00
SUPPLIES	BLUFFDALE ARTS COUNCIL	728.00
SUPPLIES	BSN SPORTS INC	104,566.43
SUPPLIES	BULK BOOKSTORE	459.00
SUPPLIES	BURTON, VANESSA	16.08
SUPPLIES	BUTTERFIELD, CAMILLE	74.08
SUPPLIES	BYU CONTINUING EDUCATION	5,850.00
SUPPLIES	CAISA BROWN	110.00
SUPPLIES	CANNON, HILLARY	106.26
SUPPLIES	CARLSON, MARY	55.09
SUPPLIES	CARLSON, TIERRA	75.22
SUPPLIES	CAROLINA BIOLOGICAL	104.50
SUPPLIES	CEREZO-BERBEL, ANA	64.40
SUPPLIES	CHARLES W LIU FINE VIOLINS	95.00
SUPPLIES	CLEARVISTA	315.75
SUPPLIES	CLYDE, RINDA	178.57
SUPPLIES	COBURN, MIKELLE	202.62
SUPPLIES	COLONIAL FLAG AND SPECIALTY COMPANY	225.00
SUPPLIES	CRANDELL, CASSANDRA	105.55
SUPPLIES	CREW COLORS LLC	1,928.08
SUPPLIES	CULLIGAN QUENCH	169.95
SUPPLIES	DAVIS, LEAH	34.63
SUPPLIES	DAY, MCKENZEE	27.61
SUPPLIES	DE LIMA RABELO, EDSON	111.83
SUPPLIES	DERBIDGE, ROBYN	38.66
SUPPLIES	DEYOUNG, KAYCEE	359.30
SUPPLIES	DODGE, KYLE	21.26
SUPPLIES	DONOHOO, BAILEY	51.02
SUPPLIES	DUSTIN STOUT	1,000.00
SUPPLIES	EDGELL, ANNA	664.26
SUPPLIES	ELDREDGE, TERESA	56.00
SUPPLIES	ELEVATED TEAM TWILL	120.00
SUPPLIES	ELWOOD, TAWNYA	43.00
SUPPLIES	EMILY EVANS	397.19
SUPPLIES	EPPERSON, CINDY	90.25
SUPPLIES	FLAGLER, DOUGLAS	39.03
SUPPLIES	FLORES, CHARLOTTE	6.81
SUPPLIES	FUNKE, ANALIA	90.00
SUPPLIES	GAME ONE	15,722.04
SUPPLIES	GENERAL THEATRICAL SUPPLY	524.00
SUPPLIES	GREULICH, HANNA	49.05
SUPPLIES	GRIFFIN, BRIAN	158.76
SUPPLIES	GRIFFITHS, TERESA	138.26
SUPPLIES	GUSTIN, AMBER	118.24
SUPPLIES	HALES, SUZANNE	141.72
SUPPLIES	HALL, BRITNY	29.28
SUPPLIES	HANSEN, RYLAND	7.35
SUPPLIES	HARRISON, KYMBERLY	61.58
SUPPLIES	HASTY AWARDS	622.60
SUPPLIES	HATHAWAY, DANA	45.10
SUPPLIES	HB WORKPLACES LLC	412.99
SUPPLIES	HERNANDEZ, LONI	13.41

SUPPLIES	HERTZ FURNITURE	12,246.50
SUPPLIES	HESTERMAN, MELISSA	69.88
SUPPLIES	HILDRETH, LOGAN	523.17
SUPPLIES	HOME DEPOT CREDIT SERVICES	74.28
SUPPLIES	IN FOCUS EDUCATION GROUP	7,445.45
SUPPLIES	INNOVATIVE PRINT CONSULTING LLC	6,036.00
SUPPLIES	JADEAN EXPRESSIONS	149.84
SUPPLIES	JARVIS, BRITTNEE	22.49
SUPPLIES	JENSEN, STEPHANIE	19.33
SUPPLIES	JOHNSON, JERUSHA	214.48
SUPPLIES	JOHNSON, SIDNEY	148.57
SUPPLIES	JOHNSON, TRAVIS	1,467.07
SUPPLIES	JOSTENS	6,282.65
SUPPLIES	JW PEPPER AND SON INC	897.97
SUPPLIES	KELLEHER, HANNAH	250.74
SUPPLIES	KIDD, SHAWN	754.30
SUPPLIES	KIMBERLY PARRY	40.04
SUPPLIES	KLEIN, KEITH	10.72
SUPPLIES	LEWIS, KELLY	85.02
SUPPLIES	LU, MICHAEL	32.53
SUPPLIES	MACHINE TOOLS WEST	437.43
SUPPLIES	MARCHANT DESIGN	437.20
SUPPLIES	MAXFIELD, JANNETTE	21.63
SUPPLIES	MCINTOSH COMMUNICATIONS LLC	6,518.07
SUPPLIES	MEDCO SUPPLY COMPANY	4,961.76
SUPPLIES	MOSQUEDA, SAMANTHA	82.51
SUPPLIES	MUSE MARX LLC	989.90
SUPPLIES	NATHAN HENDERSON	1,178.45
SUPPLIES	NATHAN LEISHMAN	600.00
SUPPLIES	NATIONAL WOOD PRODUCTS INC	7,434.30
SUPPLIES	NCS PEARSON INC	1,839.22
SUPPLIES	NIELSEN, NATALIE	277.60
SUPPLIES	NIXON, ALLYSON	311.81
SUPPLIES	NUTTALL BERNINA CENTERS	3,545.00
SUPPLIES	PEARSON, LEOTA	179.82
SUPPLIES	PEREZ ALIAGA, GRIMANESA	18.55
SUPPLIES	PERRY, MICHAEL	96.14
SUPPLIES	PETTY CASH	633.82
SUPPLIES	PINELLE, CHRISTINA	97.96
SUPPLIES	PREW, CRYSTAL	80.20
SUPPLIES	PRO ED COMPANY	748.00
SUPPLIES	REALITYWORKS	32,504.19
SUPPLIES	RED MOUNTAIN WHOLESALE FLORIST LLC	712.67
SUPPLIES	REDDISH, JOLEEN	148.94
SUPPLIES	REES, MEGAN	145.90
SUPPLIES	REILLEY, LORI	70.57
SUPPLIES	ROBINSON, SUSAN	92.04
SUPPLIES	ROGERS, MARK	32.63
SUPPLIES	ROY TARWATER	212.26
SUPPLIES	RUSSELL, CORBIN	43.21
SUPPLIES	RUSTY HUGHES	113.29
SUPPLIES	RYDIN DECAL	1,059.00
SUPPLIES	SALT LAKE COMMUNITY COLLEGE	24.00

SUPPLIES	SAMARA LYNN PERRY	300.00
SUPPLIES	SANDY ARTS GUILD	420.00
SUPPLIES	SAUNDERS, STEPHANIE	133.78
SUPPLIES	SCHISZLER, MARK	29.48
SUPPLIES	SCHOLASTIC BOOK FAIRS 10	770.92
SUPPLIES	SCHOOL HEALTH CORP	868.63
SUPPLIES	SCHOOL SPECIALTY	26,554.36
SUPPLIES	SIGN BROKERAGE LLC	675.00
SUPPLIES	SOUTH VALLEY	33.00
SUPPLIES	SPECTATOR BLANKET II, LLC	5,075.00
SUPPLIES	SPORTSWEAR DESIGN INTERNATIONAL	180.00
SUPPLIES	STEPHANIE JEPSON	191.07
SUPPLIES	STRIVE CHEERLEADING LLC	4,587.63
SUPPLIES	STUTZNEGGER, AMY	84.00
SUPPLIES	SU MA MA CHINESE CLUB INC	120.00
SUPPLIES	SUMMERHAYS MUSIC COMPANY	295.61
SUPPLIES	SUNSTONE POTTERY	1,102.40
SUPPLIES	SUPERIOR WATER & AIR INC	698.75
SUPPLIES	SWEETWATER MUSIC TECHNOLOGY DIRECT	337.94
SUPPLIES	SWEETWATER SOUND LLC	815.34
SUPPLIES	TARA DAVENPORT	663.15
SUPPLIES	TEEOSK LLC	3,875.25
SUPPLIES	THE TROPHY CASE	310.00
SUPPLIES	THE TROPHY CORNER	1,702.05
SUPPLIES	THIRST	1,238.00
SUPPLIES	TOMLINSON, CLIFF	378.91
SUPPLIES	TONIA STARKS	558.61
SUPPLIES	TORRES, ALLYSON	39.89
SUPPLIES	TOWER SPORTS	303.90
SUPPLIES	TREASURE TOWER REWARDS	840.00
SUPPLIES	TRI STATE DISTRIBUTORS	1,529.00
SUPPLIES	ULINE	1,884.35
SUPPLIES	USA WRESTLING UTAH	132.00
SUPPLIES	UTAH CORRECTIONAL INDUSTRIES PRINT SHOP	83.47
SUPPLIES	UTAH HIGH SCHOOL ACTIVITIES ASSOC	35.00
SUPPLIES	UTAH POLE VAULT ACADEMY	1,110.00
SUPPLIES	UTAH RESTAURANT ASSOC	280.00
SUPPLIES	VADEBONCOEUR, AMY	100.00
SUPPLIES	VELARDE PERALTA, MANUEL	64.97
SUPPLIES	VISION GRAPHICS	127.00
SUPPLIES	WARD, MARGARET	176.09
SUPPLIES	WARDS MEDIA TECH LLC	449.00
SUPPLIES	WENDY ANDERSON	194.45
SUPPLIES	WEST JORDAN HIGH SCHOOL PTSA	360.00
SUPPLIES	WHITE, ZOEY	59.54
SUPPLIES	WILLIAMS, KANDRA	87.42
SUPPLIES	WORKSPACE ELEMENTS	13,939.01
SUPPLIES	WURTH LOUIS AND COMPANY	2,378.84
SUPPLIES	US BANK	716,633.85
TAX SHELTER ANNUITY	NATIONAL BENEFIT SERVICES LLC	147,579.82
TECHNOLOGY SUPPLIES	APPLE COMPUTER INC	58,341.00
TECHNOLOGY SUPPLIES	ASSOCIATED BUSINESS TECHNOLOGIES	1,530.00
TECHNOLOGY SUPPLIES	BARBIZON LIGHT OF THE ROCKIES INC	335.31

TECHNOLOGY SUPPLIES	BLUUM USA INC	210,568.50
TECHNOLOGY SUPPLIES	CDW GOVERNMENT INC	1,683.40
TECHNOLOGY SUPPLIES	<u>CHROMEBOOKPARTS.COM</u>	475.90
TECHNOLOGY SUPPLIES	COUNTERTRADE PRODUCTS INC	50,878.09
TECHNOLOGY SUPPLIES	FISHERS TECHNOLOGY	2,599.00
TECHNOLOGY SUPPLIES	FORTRESS SYSTEMS INTERNATIONAL, INC	500.00
TECHNOLOGY SUPPLIES	GENERATION GENIUS INC	1,995.00
TECHNOLOGY SUPPLIES	IN FOCUS EDUCATION GROUP	3,000.00
TECHNOLOGY SUPPLIES	SNAP ON INDUSTRIAL	20,000.00
TECHNOLOGY SUPPLIES	SWIVL	4,750.00
TECHNOLOGY SUPPLIES	TRAFERA LLC	71,856.00
TECHNOLOGY SUPPLIES	VLCM	86,353.00
TECHNOLOGY SUPPLIES	US BANK	20,460.74
TELEPHONE	AT AND T MOBILITY	704.77
TELEPHONE	CENTURYLINK	3,475.91
TELEPHONE	UTAH EDUCATION NETWORK	3,584.11
TELEPHONE	VERIZON WIRELESS	11,936.42
TELEPHONE	US BANK	1,773.03
TEXTBOOKS	CYDNEE DAWN FARMER	391.00
TEXTBOOKS	FOLLETT CONTENT SOLUTIONS LLC	27,248.47
TEXTBOOKS	HARTMAN PUBLISHING INC	1,262.10
TEXTBOOKS	IN FOCUS EDUCATION GROUP	18,530.35
TEXTBOOKS	JW PEPPER AND SON INC	2,366.77
TEXTBOOKS	KRISTIN EDWARDS	2,500.00
TEXTBOOKS	PETERSONS LLC	5,825.01
TEXTBOOKS	SCHOLASTIC MAGAZINES	1,065.90
TEXTBOOKS	UTAH CORRECTIONAL INDUSTRIES PRINT SHOP	8,866.65
TEXTBOOKS	US BANK	16,844.59
TIRES	US BANK	1,409.68
TRANSPORTATION OTHER	LE BUS	3,213.20
TRANSPORTATION OTHER	US BANK	1,214.84
TRAVEL CONVENTION	ANDERSON, BRIAN	176.00
TRAVEL CONVENTION	ANDERSON, MICHAEL	229.00
TRAVEL CONVENTION	DEAN, LISA	176.00
TRAVEL CONVENTION	DELOITTE SERVICES LP	9,000.00
TRAVEL CONVENTION	GAYDOSH, APRIL	191.18
TRAVEL CONVENTION	GLEAVE, NATALIE	300.00
TRAVEL CONVENTION	MARTINEZ, YAJAIRA	300.00
TRAVEL CONVENTION	OLSEN, JANE	176.00
TRAVEL CONVENTION	UTAH SCHOOL SUPTS ASSOC	225.00
TRAVEL CONVENTION	WOOD, SUZANNE	259.88
TRAVEL CONVENTION	US BANK	151,533.07
TRAVEL OVERNIGHT STUDENT	BART STEINER	193.71
TRAVEL OVERNIGHT STUDENT	BROOK SHEARD	57.84
TRAVEL OVERNIGHT STUDENT	BURTON, SARAH	65.92
TRAVEL OVERNIGHT STUDENT	EPIC PRODUCTIONS LLC	10,480.00
TRAVEL OVERNIGHT STUDENT	FUTURE BUSINESS LEADERS OF AMERICA	1,825.00
TRAVEL OVERNIGHT STUDENT	INFINITY TOURS AND EVENTS LLC	57,830.00
TRAVEL OVERNIGHT STUDENT	KSA EVENTS	13,192.27
TRAVEL OVERNIGHT STUDENT	PAMELA WRIGHT	600.00
TRAVEL OVERNIGHT STUDENT	PETTY CASH JATC NORTH	1,155.00
TRAVEL OVERNIGHT STUDENT	PETTY CASH JATC SOUTH	4,620.00
TRAVEL OVERNIGHT STUDENT	ROHOLT, SYDNEE	47.00

TRAVEL OVERNIGHT STUDENT	SKILLSUSA UTAH	4,024.00
TRAVEL OVERNIGHT STUDENT	SORENSEN, MADISON	62.78
TRAVEL OVERNIGHT STUDENT	UTAH FUTURE BUSINESS LEADERS OF AM	6,272.50
TRAVEL OVERNIGHT STUDENT	UTAH STATE UNIVERSITY	11,730.00
TRAVEL OVERNIGHT STUDENT	US BANK	85,029.73
UNEMPLOYMENT INSURANCE	UTAH DEPT WORKFORCE SERVICES	2,776.81
VEHICLE REPAIRS	AAA SPRING SPECIALIST INC	301.96
VEHICLE REPAIRS	AGN GLASS LLC	450.00
VEHICLE REPAIRS	ASSOCIATED TOWING	370.00
VEHICLE REPAIRS	BRYSON SALES AND SERVICE	4,039.66
VEHICLE REPAIRS	CUMMINS INTERMOUNTAIN LLC	450.07
VEHICLE REPAIRS	INDUSTRIAL INJECTION SERVICES INC	5,601.43
VEHICLE REPAIRS	INTERMOUNTAIN TRAILER SALES & SERVICE LLC	1,765.37
VEHICLE REPAIRS	INTERSTATE BILLING SERVICE INC	21,697.78
VEHICLE REPAIRS	JMAC COMPLETE CAR CARE	1,650.00
VEHICLE REPAIRS	KEN GARFF FORD	310.00
VEHICLE REPAIRS	KENWORTH SALES COMPANY INC	8,963.96
VEHICLE REPAIRS	LASERLINE ALIGNMENT OF SALT LAKE INC	800.00
VEHICLE REPAIRS	LEWIS TRANSPORTATION SALES	2,567.42
VEHICLE REPAIRS	MOUNTAIN WEST TRUCK CENTER IN	6,394.23
VEHICLE REPAIRS	NAPA AUTO PARTS	931.97
VEHICLE REPAIRS	PARTS AUTHORITY LLC	621.79
VEHICLE REPAIRS	PREMIER TRUCK GROUP	11,841.58
VEHICLE REPAIRS	REVOLUTION GEAR AND TRUCK PARTS LLC	707.94
VEHICLE REPAIRS	ROMAINE ELECTRIC CORP	128.00
VEHICLE REPAIRS	SMITH POWER PRODUCTS INC	1,224.84
VEHICLE REPAIRS	US BANK	1,486.97
VEHICLES	LARRY H MILLER DSS	81,417.86
VEHICLES	US BANK	146.25
WAGE ASSIGN	1ST CHOICE MONEY CENTER	164.55
WAGE ASSIGN	CHAD B MCKAY	238.96
WAGE ASSIGN	CHILD SUPPORT SERVICES	7,080.70
WAGE ASSIGN	DESERT ROCK CAPITAL INC	1,676.99
WAGE ASSIGN	GUGLIELMO AND ASSOCIATES	1,426.15
WAGE ASSIGN	GURSTEL LAWFIRM PC	2,751.49
WAGE ASSIGN	JENSEN AND SULLIVAN LLC	1,970.83
WAGE ASSIGN	JOHNSON AND MARK LLC	1,797.56
WAGE ASSIGN	LUCENT CASH	339.15
WAGE ASSIGN	MONEY 4 YOU	1,855.93
WAGE ASSIGN	PRIMUS LAW	875.61
WAGE ASSIGN	SHANER LEGAL GROUP	1,261.08
WAGE ASSIGN	THE CHERRINGTON FIRM PLLC	951.97
WAGE ASSIGN	TITAN LEGAL	1,705.64
WAGE ASSIGN	TREVOR CASPERSON ATTORNEY	1,425.92
WAGE ASSIGN	TX CHILD SUPPORT SDU	1,170.00
WAGE ASSIGN	UNITED STATES TREASURY	256.00
WAGE ASSIGN	UTAH DEPARTMENT OF WORKFORCE SERVICES	539.61
WAGE ASSIGN	UTAH STATE TAX COMMISSION	472.79
WAGE ASSIGN	WYOMING CHILD SUPPORT	211.98
WORKERS COMPENSATION CLAIM	TRISTAR RISK MANAGEMENT	109,406.63
GRAND TOTAL		\$ 31,678,693.33

FINANCIAL REPORT - MAY 2026

Summary of Funds and Functions

<u>Fund #</u>	<u>Name</u>	<u>Examples of Activity</u>
10	General Fund (aka Maintenance and Operations)	K-12 instruction, support services offices
23	Non K-12 Fund	Pre-school, Adult Education, Community Education, coaches/advisor stipends
31	Debt Service Fund	General Obligation Bonds repayment
32	Capital Projects Fund (aka Capital Outlay)	Major construction and maintenance projects; land, bus, and equipment purchases
51	Nutrition Services Fund (aka School Lunch)	School breakfast and lunch sales and all associated costs
60	Health and Accident Self-Insurance Fund	Health, life, disability, and industrial insurance premiums and claims
75	Jordan Education Foundation Fund	Donations earmarked for Foundation

<u>Expenditure Function #</u>	<u>Name</u>	<u>Examples of Activity</u>
1000	Instruction	Student classroom costs; teachers, substitutes, textbooks, supplies, etc.
2100	Support Services - Students	Nurses, psychologists, counselors, Guidance, Planning and Student Services
2200	Support Services - Instructional Staff	Curriculum, teacher professional development, media centers, testing
2300	Support Services - District Administration	Board of Education, superintendent, area administrators of schools
2400	Support Services - School Administration	Principals, assistant principals, office staff, registrars, school postage
2500	Support Services - Business	Business administrator, Accounting, Payroll, Purchasing
2600	Support Services - Operations and Maintenance	Utilities, Custodial, Maintenance, Central Warehouse, property management
2700	Support Services - Transportation	Student transportation to and from school, field trips
2800	Support Services - Other Central	Human Resources, Information Systems, Communications, Insurance Services
3100	Food Services	Nutrition Services
3300	Community Services	Pre-School, Adult Education, Community Education, coaches/advisor stipends, Foundation
4000	Facilities Acquisition and Construction	Major construction and maintenance projects; land, bus, and equipment purchases
5100	Debt Services	Repayment of bonds
8000	Foundation Donations	Donations earmarked for Foundation

JSD - Board Report - Revenue Report

Filter Option: Previous Month
 Fiscal Year: 2025-2026
 Month: May

Jordan School District

Function Description	Revised Budget	Encumbrance	Activity	FYTD Activity	Balance Remaining	%
10 - MAINTENANCE & OPERATIONS						
	165,600,000.00	0.00	416,598.04	163,797,406.86	1,802,593.14	1.09%
	20,000,000.00	0.00	6,055,743.66	22,020,905.45	-2,020,905.45	-10.10%
TUITIONS	699,000.00	0.00	61,315.46	614,619.53	84,380.47	12.07%
	13,000,000.00	0.00	55,334.24	14,300,514.38	-1,300,514.38	-10.00%
	0.00	0.00	40.00	1,270.00	-1,270.00	
ACTIVITY	115,000.00	0.00	3,305.00	26,111.00	88,889.00	77.29%
OTHER LOCAL REVENUE	7,963,902.44	0.00	860,768.27	7,093,976.77	869,925.67	10.92%
	<u>207,377,902.44</u>	<u>0.00</u>	<u>7,453,104.67</u>	<u>207,854,803.99</u>	<u>-476,901.55</u>	<u>-0.23%</u>
 3000 - STATE REVENUE						
STATE REVENUE	182,518,265.00	0.00	12,452,963.16	172,014,690.15	10,503,574.85	5.75%
RESTRICTED GRANT OPTIONAL	77,142,769.20	0.00	5,759,587.70	71,478,067.49	5,664,701.71	7.34%
RESTRICTED GRANT VOC & OTHER	27,372,101.40	0.00	1,826,072.48	25,515,778.16	1,856,323.24	6.78%
UNRESTRICTED GRANT BASIC PROG	49,581.12	0.00	5,119.16	54,661.95	-5,080.83	-10.25%
RESTRICTED GRANT BASIC PROG	38,125,212.71	0.00	2,834,854.26	34,936,316.84	3,188,895.87	8.36%
RESTRICTED GRANT SPEC PURPOSE	41,830,288.51	0.00	1,316,688.98	39,765,848.52	2,064,439.99	4.94%
	2,389,900.66	0.00	564,601.45	1,735,302.15	654,598.51	27.39%
MISCELLANEOUS STATE PROGRAMS	1,044,411.19	0.00	0.00	654,926.19	389,485.00	37.29%
SUPPLEMENTAL APPROPRIATIONS	51,530,693.65	0.00	4,184,728.06	48,305,630.00	3,225,063.65	6.26%
MISCELLANEOUS STATE REVENUE	79,695.19	0.00	7,822.31	54,484.97	25,210.22	31.63%
STATE REVENUE	<u>422,082,918.63</u>	<u>0.00</u>	<u>28,952,437.56</u>	<u>394,515,706.42</u>	<u>27,567,212.21</u>	<u>6.53%</u>
 4000 - FEDERAL REVENUE						
UNRESTRICTED GRANT THRU STATE	0.00	0.00	0.00	0.01	-0.01	
RESTRICTED GRANT DIRECT	759,868.00	0.00	0.00	555,265.86	204,602.14	26.93%
RESTRICTED GRANT THRU STATE	17,588,908.52	0.00	5,574,435.76	12,576,079.97	5,012,828.55	28.50%

JSD - Board Report - Revenue Report

Filter Option: Previous Month
 Fiscal Year: 2025-2026
 Month: May

Jordan School District

Function Description	Revised Budget	Encumbrance	Activity	FYTD Activity	Balance Remaining	%
10 - MAINTENANCE & OPERATIONS						
4000 - FEDERAL REVENUE						
FEDERAL REVENUE OTHER AGENCIES	242,004.49	0.00	48,722.30	94,480.59	147,523.90	60.96%
FEDERAL NCLB	8,372,114.68	0.00	440,500.01	3,011,795.30	5,360,319.38	64.03%
FEDERAL NCLB	88,248.93	0.00	0.00	43,208.86	45,040.07	51.04%
FEDERAL REVENUE	27,051,144.62	0.00	6,063,658.07	16,280,830.59	10,770,314.03	39.81%
5000 - OTHER LOCAL SOURCES						
TRANSFER IN FROM OTHER FUNDS	-525,035.09	0.00	0.00	0.00	-525,035.09	100.00%
OTHER LOCAL SOURCES	-525,035.09	0.00	0.00	0.00	-525,035.09	100.00%
	<u>655,986,930.60</u>	<u>0.00</u>	<u>42,469,200.30</u>	<u>618,651,341.00</u>	<u>37,335,589.60</u>	<u>5.69%</u>
21 - STUDENT ACTIVITIES FUND						
TUITIONS	0.00	0.00	-7,747.00	0.00	0.00	
	400,000.00	0.00	2,831.96	4,309.30	395,690.70	98.92%
	200,000.00	0.00	511,999.17	4,588,542.40	-4,388,542.40	-2,194.
ACTIVITY	13,500,000.00	0.00	472,562.85	4,601,366.84	8,898,633.16	65.92%
OTHER LOCAL REVENUE	8,000,000.00	0.00	923,727.22	10,256,874.20	-2,256,874.20	-28.21%
	<u>22,100,000.00</u>	<u>0.00</u>	<u>1,903,374.20</u>	<u>19,451,092.74</u>	<u>2,648,907.26</u>	<u>11.99%</u>
	<u>22,100,000.00</u>	<u>0.00</u>	<u>1,903,374.20</u>	<u>19,451,092.74</u>	<u>2,648,907.26</u>	<u>11.99%</u>

JSD - Board Report - Revenue Report

Filter Option: Previous Month
 Fiscal Year: 2025-2026
 Month: May

Jordan School District

Function Description	Revised Budget	Encumbrance	Activity	FYTD Activity	Balance Remaining	%
26 - TAX INCREMENT						
	26,102,755.00	0.00	0.00	0.00	26,102,755.00	100.00%
	26,102,755.00	0.00	0.00	0.00	26,102,755.00	100.00%
	<u>26,102,755.00</u>	<u>0.00</u>	<u>0.00</u>	<u>0.00</u>	<u>26,102,755.00</u>	<u>100.00%</u>
 31 - DEBT SERVICE						
	13,457,683.00	0.00	45,678.67	13,364,659.04	93,023.96	0.69%
	1,624,317.00	0.00	492,091.94	1,789,426.82	-165,109.82	-10.16%
	300,000.00	0.00	4,501.54	48,394.69	251,605.31	83.87%
	<u>15,382,000.00</u>	<u>0.00</u>	<u>542,272.15</u>	<u>15,202,480.55</u>	<u>179,519.45</u>	<u>1.17%</u>
	<u>15,382,000.00</u>	<u>0.00</u>	<u>542,272.15</u>	<u>15,202,480.55</u>	<u>179,519.45</u>	<u>1.17%</u>
 32 - CAPITAL OUTLAY						
	49,537,865.79	0.00	123,651.15	47,996,636.79	1,541,229.00	3.11%
	4,840,134.22	0.00	1,774,209.03	6,451,674.89	-1,611,540.67	-33.30%
	2,800,000.00	0.00	16,211.79	430,262.92	2,369,737.08	84.63%
ACTIVITY	<u>100,000.00</u>	<u>0.00</u>	<u>2,527.52</u>	<u>131,059.35</u>	<u>-31,059.35</u>	<u>-31.06%</u>
	<u>57,278,000.01</u>	<u>0.00</u>	<u>1,916,599.49</u>	<u>55,009,633.95</u>	<u>2,268,366.06</u>	<u>3.96%</u>

JSD - Board Report - Revenue Report

Filter Option: Previous Month
 Fiscal Year: 2025-2026
 Month: May

Jordan School District

Function Description	Revised Budget	Encumbrance	Activity	FYTD Activity	Balance Remaining	%
32 - CAPITAL OUTLAY						
4000 - FEDERAL REVENUE						
FEDERAL REVENUE OTHER AGENCIES	1,755,358.00	0.00	209,628.90	1,755,307.80	50.20	0.00%
FEDERAL REVENUE	1,755,358.00	0.00	209,628.90	1,755,307.80	50.20	0.00%
5000 - OTHER LOCAL SOURCES						
SALE OF FIXED ASSETS	50,000.00	0.00	11,551.91	130,269.11	-80,269.11	-160.
OTHER LOCAL SOURCES	50,000.00	0.00	11,551.91	130,269.11	-80,269.11	-160.
	<u>59,083,358.01</u>	<u>0.00</u>	<u>2,137,780.30</u>	<u>56,895,210.86</u>	<u>2,188,147.15</u>	<u>3.70%</u>
51 - SCHOOL FOODS						
	700,000.00	0.00	0.00	0.00	700,000.00	100.00%
FOOD SERVICES REVENUE	9,135,312.88	0.00	33,962.83	7,726,293.95	1,409,018.93	15.42%
OTHER LOCAL REVENUE	12,000.00	0.00	997.80	13,628.99	-1,628.99	-13.57%
	<u>9,847,312.88</u>	<u>0.00</u>	<u>34,960.63</u>	<u>7,739,922.94</u>	<u>2,107,389.94</u>	<u>21.40%</u>
3000 - STATE REVENUE						
RESTRICTED GRANT VOC & OTHER	4,300,000.00	0.00	382,252.50	3,205,494.75	1,094,505.25	25.45%
SUPPLEMENTAL APPROPRIATIONS	122,000.00	0.00	0.00	90,283.60	31,716.40	26.00%
STATE REVENUE	<u>4,422,000.00</u>	<u>0.00</u>	<u>382,252.50</u>	<u>3,295,778.35</u>	<u>1,126,221.65</u>	<u>25.47%</u>
4000 - FEDERAL REVENUE						

JSD - Board Report - Revenue Report

Filter Option: Previous Month
 Fiscal Year: 2025-2026
 Month: May

Jordan School District

Function Description	Revised Budget	Encumbrance	Activity	FYTD Activity	Balance Remaining	%
51 - SCHOOL FOODS						
4000 - FEDERAL REVENUE						
RESTRICTED GRANT THRU STATE	10,502,628.76	0.00	935,460.96	7,736,907.16	2,765,721.60	26.33%
FEDERAL REVENUE	10,502,628.76	0.00	935,460.96	7,736,907.16	2,765,721.60	26.33%
	<u>24,771,941.64</u>	<u>0.00</u>	<u>1,352,674.09</u>	<u>18,772,608.45</u>	<u>5,999,333.19</u>	<u>24.22%</u>
60 - HEALTH & ACCIDENT SELF INSURED						
	900,000.00	0.00	0.00	0.00	900,000.00	100.00%
OTHER LOCAL REVENUE	63,555,000.00	0.00	5,638,971.89	54,223,323.25	9,331,676.75	14.68%
	64,455,000.00	0.00	5,638,971.89	54,223,323.25	10,231,676.75	15.87%
	<u>64,455,000.00</u>	<u>0.00</u>	<u>5,638,971.89</u>	<u>54,223,323.25</u>	<u>10,231,676.75</u>	<u>15.87%</u>
75 - FOUNDATION						
5000 - OTHER LOCAL SOURCES						
TRANSFER IN FROM OTHER FUNDS	525,035.09	0.00	0.00	0.00	525,035.09	100.00%
OTHER LOCAL SOURCES	525,035.09	0.00	0.00	0.00	525,035.09	100.00%
8000 - UNASSIGNED DONATIONS						
UNASSIGNED DONATIONS (HOLDING)	2,000,000.00	0.00	17,799.38	575,902.09	1,424,097.91	71.20%
	0.00	0.00	17,250.00	400,108.14	-400,108.14	
AEROSPACE PROGRAM	0.00	0.00	236,401.68	1,279,698.51	-1,279,698.51	

JSD - Board Report - Revenue Report

Filter Option: Previous Month
 Fiscal Year: 2025-2026
 Month: May

Jordan School District

Function Description	Revised Budget	Encumbrance	Activity	FYTD Activity	Balance Remaining	%
75 - FOUNDATION						
8000 - UNASSIGNED DONATIONS						
CHALLENGE RACE	0.00	0.00	4,224.43	309,095.68	-309,095.68	
DECA	0.00	0.00	4,739.20	453,834.52	-453,834.52	
MUSIC PROGRAM	0.00	0.00	1,500.00	217,386.03	-217,386.03	
FOUNDATION	0.00	0.00	0.00	20,542.91	-20,542.91	
DEWYEA'S CLASS	0.00	0.00	100.00	25,323.53	-25,323.53	
MCLEANS CLASS	0.00	0.00	3,550.00	44,442.27	-44,442.27	
SANDER'S CLASS	0.00	0.00	350.00	20,886.57	-20,886.57	
UNASSIGNED DONATIONS (HOLDING)	<u>2,000,000.00</u>	<u>0.00</u>	<u>285,914.69</u>	<u>3,347,220.25</u>	<u>-1,347,220.25</u>	<u>-67.36%</u>
	<u><u>2,525,035.09</u></u>	<u><u>0.00</u></u>	<u><u>285,914.69</u></u>	<u><u>3,347,220.25</u></u>	<u><u>-822,185.16</u></u>	<u><u>-32.56%</u></u>
Account Monthly Activity Grand Totals:	870,407,020.34	0.00	54,330,187.62	786,543,277.10	83,863,743.24	9.64%

JSD - Board Report - Expense Report

Filter Option: Previous Month
 Fiscal Year: 2025-2026
 Month: May

Jordan School District

Object Description	Revised Budget	Encumbrance	Monthly Activity	FYTD Activity	Balance Remaining	%
10 - MAINTENANCE & OPERATIONS						
1000 - INSTRUCTION						
SALARIES	282,919,055.39	0.00	21,587,079.98	209,783,566.41	73,135,488.98	25.85%
EMPLOYEE BENEFITS	103,363,861.30	0.00	8,504,134.51	80,330,790.10	23,033,071.20	22.28%
CONTRACT SERVICES	3,896,460.50	32,373.41	1,210,882.15	4,549,416.08	-685,328.99	-17.59%
REPAIRS	125,652.00	0.00	4,308.37	41,952.63	83,699.37	66.61%
MISCELLANEOUS	1,963,280.73	14,162.64	179,907.88	822,615.77	1,126,502.32	57.38%
SUPPLIES	36,465,401.31	1,435,548.00	1,119,722.79	16,548,799.11	18,481,054.20	50.68%
EQUIPMENT	1,475,097.01	331,683.55	172,781.44	1,454,338.32	-310,924.86	-21.08%
OTHER OBJECTS	84,653.37	0.00	6,748.26	106,545.67	-21,892.30	-25.86%
	430,293,461.61	1,813,767.60	32,785,565.38	313,638,024.09	114,841,669.92	26.69%
2100 - SUPPORT SERVICES STUDENTS						
SALARIES	41,730,765.93	0.00	3,245,255.14	32,110,030.04	9,620,735.89	23.05%
EMPLOYEE BENEFITS	17,121,604.70	0.00	1,343,297.10	13,097,745.46	4,023,859.24	23.50%
CONTRACT SERVICES	886,603.93	42,134.08	129,219.77	546,609.86	297,859.99	33.60%
REPAIRS	1,000.00	0.00	0.00	0.00	1,000.00	100.00%
MISCELLANEOUS	106,604.04	0.00	10,270.51	77,767.21	28,836.83	27.05%
SUPPLIES	1,267,848.25	3,986.72	3,658.88	257,213.83	1,006,647.70	79.40%
EQUIPMENT	2,000.00	0.00	0.00	0.00	2,000.00	100.00%
OTHER OBJECTS	22,750.00	0.00	678.50	198,459.00	-175,709.00	-772.
	61,139,176.85	46,120.80	4,732,379.90	46,287,825.40	14,805,230.65	24.22%
2200 - SUPPORT SERVICES INSTRCT						
SALARIES	18,715,753.45	0.00	1,359,834.12	15,751,589.48	2,964,163.97	15.84%
EMPLOYEE BENEFITS	6,581,744.10	0.00	543,410.04	5,728,143.15	853,600.95	12.97%
CONTRACT SERVICES	3,326,647.05	99,170.42	84,567.21	1,290,509.53	1,936,967.10	58.23%
REPAIRS	3,650.00	0.00	0.00	6,095.29	-2,445.29	-66.99%

JSD - Board Report - Expense Report

Filter Option: Previous Month
 Fiscal Year: 2025-2026
 Month: May

Jordan School District

Object Description	Revised Budget	Encumbrance	Monthly Activity	FYTD Activity	Balance Remaining	%
10 - MAINTENANCE & OPERATIONS						
2200 - SUPPORT SERVICES INSTRCT						
MISCELLANEOUS	580,765.46	629.09	48,112.36	800,696.41	-220,560.04	-37.98%
SUPPLIES	4,971,562.77	112,499.60	133,437.99	1,629,467.95	3,229,595.22	64.96%
EQUIPMENT	3,500.00	0.00	0.00	50.62	3,449.38	98.55%
OTHER OBJECTS	32,132.00	0.00	25.00	-94,135.53	126,267.53	392.97%
	34,215,754.83	212,299.11	2,169,386.72	25,112,416.90	8,891,038.82	25.99%
2300 - SUPPORT SERVICES DIST GEN						
SALARIES	2,765,853.70	0.00	225,426.80	2,583,806.48	182,047.22	6.58%
EMPLOYEE BENEFITS	1,123,651.05	0.00	107,044.27	1,045,330.36	78,320.69	6.97%
CONTRACT SERVICES	563,652.00	7,471.38	618,414.81	1,122,882.06	-566,701.44	-100.
MISCELLANEOUS	177,590.00	0.00	14,909.72	125,798.65	51,791.35	29.16%
SUPPLIES	126,584.00	0.00	11,161.25	176,818.00	-50,234.00	-39.68%
OTHER OBJECTS	76,000.00	0.00	0.00	71,158.59	4,841.41	6.37%
	4,833,330.75	7,471.38	976,956.85	5,125,794.14	-299,934.77	-6.21%
2400 - SUPPORT SERVICES SCHOOL						
SALARIES	32,991,176.89	0.00	2,593,897.99	30,364,761.13	2,626,415.76	7.96%
EMPLOYEE BENEFITS	12,765,714.66	0.00	1,110,395.03	11,672,128.02	1,093,586.64	8.57%
CONTRACT SERVICES	0.00	0.00	55.00	6,040.06	-6,040.06	
MISCELLANEOUS	659,380.22	4,970.40	26,533.46	377,569.54	276,840.28	41.98%
SUPPLIES	165,851.68	0.00	275.32	17,263.96	148,587.72	89.59%
EQUIPMENT	104,500.00	0.00	0.00	2,500.00	102,000.00	97.61%
OTHER OBJECTS	2,000.00	0.00	0.00	17,625.17	-15,625.17	-781.
	46,688,623.45	4,970.40	3,731,156.80	42,457,887.88	4,225,765.17	9.05%

JSD - Board Report - Expense Report

Filter Option: Previous Month
 Fiscal Year: 2025-2026
 Month: May

Jordan School District

Object Description	Revised Budget	Encumbrance	Monthly Activity	FYTD Activity	Balance Remaining	%
10 - MAINTENANCE & OPERATIONS						
2500 - SUPPORT SERVICES BUSINESS						
SALARIES	2,387,312.08	0.00	188,163.22	2,157,582.84	229,729.24	9.62%
EMPLOYEE BENEFITS	1,062,488.42	0.00	85,388.66	938,348.29	124,140.13	11.68%
CONTRACT SERVICES	4,880.00	0.00	0.00	8,529.00	-3,649.00	-74.77%
REPAIRS	300.00	0.00	0.00	0.00	300.00	100.00%
MISCELLANEOUS	2,041,029.00	0.00	-74,430.72	1,744,921.69	296,107.31	14.51%
SUPPLIES	23,245.00	920.09	182.37	12,376.94	9,947.97	42.80%
EQUIPMENT	490.00	0.00	0.00	738.98	-248.98	-50.81%
OTHER OBJECTS	5,430.00	0.00	395.00	5,014.00	416.00	7.66%
	5,525,174.50	920.09	199,698.53	4,867,511.74	656,742.67	11.89%
2600 - OPERATION/MAINT OF PLANT						
SALARIES	24,174,325.67	0.00	1,724,855.35	21,111,548.20	3,062,777.47	12.67%
EMPLOYEE BENEFITS	9,431,773.75	0.00	746,357.98	8,607,170.39	824,603.36	8.74%
CONTRACT SERVICES	278,215.00	0.00	91,602.33	211,380.00	66,835.00	24.02%
REPAIRS	1,838,206.00	49,133.60	123,441.92	1,608,441.73	180,630.67	9.83%
MISCELLANEOUS	162,550.00	0.00	9,914.05	104,045.52	58,504.48	35.99%
SUPPLIES	22,350,346.00	181,599.07	1,326,509.81	17,117,767.62	5,050,979.31	22.60%
EQUIPMENT	259,614.00	0.00	11,274.84	216,928.74	42,685.26	16.44%
OTHER OBJECTS	22,680.00	0.00	0.00	2,219.41	20,460.59	90.21%
	58,517,710.42	230,732.67	4,033,956.28	48,979,501.61	9,307,476.14	15.91%
2700 - STUDENT TRANSPORTATION						
SALARIES	11,785,864.78	0.00	1,072,287.20	10,159,603.93	1,626,260.85	13.80%
EMPLOYEE BENEFITS	5,165,240.20	0.00	422,503.58	4,342,746.06	822,494.14	15.92%
CONTRACT SERVICES	191,500.00	0.00	13,509.20	191,887.69	-387.69	-0.20%
REPAIRS	45,000.00	2,873.34	16,345.72	54,213.61	-12,086.95	-26.86%

JSD - Board Report - Expense Report

Filter Option: Previous Month
 Fiscal Year: 2025-2026
 Month: May

Jordan School District

Object Description	Revised Budget	Encumbrance	Monthly Activity	FYTD Activity	Balance Remaining	%
10 - MAINTENANCE & OPERATIONS						
2700 - STUDENT TRANSPORTATION						
MISCELLANEOUS	170,754.00	0.00	2,221.55	155,969.48	14,784.52	8.66%
SUPPLIES	3,780,735.00	10,129.10	218,567.21	2,915,457.87	855,148.03	22.62%
EQUIPMENT	0.00	111,537.40	0.00	1,484.72	-113,022.12	
OTHER OBJECTS	7,000.00	0.00	0.00	6,056.54	943.46	13.48%
	21,146,093.98	124,539.84	1,745,434.46	17,827,419.90	3,194,134.24	15.11%
2800 - SUPPORT SERVICES CENTRAL						
SALARIES	5,376,893.35	0.00	408,369.69	4,655,381.93	721,511.42	13.42%
EMPLOYEE BENEFITS	2,262,822.49	0.00	209,171.47	2,008,857.88	253,964.61	11.22%
CONTRACT SERVICES	1,922,522.00	480,275.02	31,628.60	1,325,477.83	116,769.15	6.07%
REPAIRS	300,000.00	28,066.46	0.00	163,275.51	108,658.03	36.22%
MISCELLANEOUS	335,393.46	0.00	13,866.58	205,678.01	129,715.45	38.68%
SUPPLIES	242,709.00	5,027.44	2,971.44	73,972.52	163,709.04	67.45%
OTHER OBJECTS	25,500.00	0.00	0.00	21,825.38	3,674.62	14.41%
	10,465,840.30	513,368.92	666,007.78	8,454,469.06	1,498,002.32	14.31%
3100 - FOOD SERVICES						
SALARIES	7,675.00	0.00	0.00	320,812.50	-313,137.50	-4,079.
EMPLOYEE BENEFITS	2,336.28	0.00	0.00	63,490.84	-61,154.56	-2,617.
	10,011.28	0.00	0.00	384,303.34	-374,292.06	-3,738.
3300 - COMMUNITY SERVICES						
SALARIES	2,500.00	0.00	0.00	6,680.00	-4,180.00	-167.
EMPLOYEE BENEFITS	761.00	0.00	0.00	1,787.04	-1,026.04	-134.

JSD - Board Report - Expense Report

Filter Option: Previous Month
 Fiscal Year: 2025-2026
 Month: May

Jordan School District

Object Description	Revised Budget	Encumbrance	Monthly Activity	FYTD Activity	Balance Remaining	%
10 - MAINTENANCE & OPERATIONS						
3300 - COMMUNITY SERVICES						
	3,261.00	0.00	0.00	8,467.04	-5,206.04	-159.
4000 - FACILITIES AQUISITION & CONSTR						
SALARIES	0.00	0.00	0.00	4,000.00	-4,000.00	
EMPLOYEE BENEFITS	0.00	0.00	0.00	1,212.97	-1,212.97	
	0.00	0.00	0.00	5,212.97	-5,212.97	
5100 - DEBT SERVICES						
OTHER OBJECTS	1,005,111.00	0.00	0.00	0.00	1,005,111.00	100.00%
	1,005,111.00	0.00	0.00	0.00	1,005,111.00	100.00%
	<u>673,843,549.97</u>	<u>2,954,190.81</u>	<u>51,040,542.70</u>	<u>513,148,834.07</u>	<u>157,740,525.09</u>	<u>23.41%</u>
21 - STUDENT ACTIVITIES FUND						
1000 - INSTRUCTION						
SALARIES	0.00	0.00	52,409.61	1,044,808.79	-1,044,808.79	
EMPLOYEE BENEFITS	0.00	0.00	9,567.30	146,094.02	-146,094.02	
CONTRACT SERVICES	9,750,000.00	0.00	60,346.06	1,295,567.19	8,454,432.81	86.71%
REPAIRS	0.00	0.00	6,948.00	67,520.51	-67,520.51	
MISCELLANEOUS	0.00	17,125.00	277,852.23	5,981,597.08	-5,998,722.08	
SUPPLIES	11,750,000.00	262,783.26	561,130.42	8,164,754.36	3,322,462.38	28.28%
EQUIPMENT	200,000.00	18,557.83	0.00	104,610.64	76,831.53	38.42%
OTHER OBJECTS	3,250,000.00	6,925.00	63,055.23	663,547.85	2,579,527.15	79.37%

JSD - Board Report - Expense Report

Filter Option: Previous Month
 Fiscal Year: 2025-2026
 Month: May

Jordan School District

Object Description	Revised Budget	Encumbrance	Monthly Activity	FYTD Activity	Balance Remaining	%
21 - STUDENT ACTIVITIES FUND						
1000 - INSTRUCTION						
	24,950,000.00	305,391.09	1,031,308.85	17,468,500.44	7,176,108.47	28.76%
2200 - SUPPORT SERVICES INSTRCT						
CONTRACT SERVICES	0.00	0.00	0.00	17,456.75	-17,456.75	
MISCELLANEOUS	0.00	0.00	0.00	6,183.65	-6,183.65	
SUPPLIES	0.00	0.00	0.00	169.68	-169.68	
	0.00	0.00	0.00	23,810.08	-23,810.08	
2400 - SUPPORT SERVICES SCHOOL						
OTHER OBJECTS	0.00	0.00	0.00	1,437.00	-1,437.00	
	0.00	0.00	0.00	1,437.00	-1,437.00	
	24,950,000.00	305,391.09	1,031,308.85	17,493,747.52	7,150,861.39	28.66%
26 - TAX INCREMENT						
3300 - COMMUNITY SERVICES						
OTHER OBJECTS	26,102,755.00	0.00	0.00	0.00	26,102,755.00	100.00%
	26,102,755.00	0.00	0.00	0.00	26,102,755.00	100.00%
	26,102,755.00	0.00	0.00	0.00	26,102,755.00	100.00%

JSD - Board Report - Expense Report

Filter Option: Previous Month
 Fiscal Year: 2025-2026
 Month: May

Jordan School District

Object Description	Revised Budget	Encumbrance	Monthly Activity	FYTD Activity	Balance Remaining	%
31 - DEBT SERVICE						
5100 - DEBT SERVICES						
OTHER OBJECTS	14,997,306.00	0.00	12,693,403.14	14,991,806.28	5,499.72	0.04%
	<u>14,997,306.00</u>	<u>0.00</u>	<u>12,693,403.14</u>	<u>14,991,806.28</u>	<u>5,499.72</u>	<u>0.04%</u>
	<u><u>14,997,306.00</u></u>	<u><u>0.00</u></u>	<u><u>12,693,403.14</u></u>	<u><u>14,991,806.28</u></u>	<u><u>5,499.72</u></u>	<u><u>0.04%</u></u>
32 - CAPITAL OUTLAY						
1000 - INSTRUCTION						
CONTRACT SERVICES	0.00	0.00	0.00	185.00	-185.00	
SUPPLIES	369,126.00	36,720.28	500.00	358,902.98	-26,497.26	-7.18%
	<u>369,126.00</u>	<u>36,720.28</u>	<u>500.00</u>	<u>359,087.98</u>	<u>-26,682.26</u>	<u>-7.23%</u>
2300 - SUPPORT SERVICES DIST GEN						
MISCELLANEOUS	0.00	0.00	25.00	9,043.00	-9,043.00	
	<u>0.00</u>	<u>0.00</u>	<u>25.00</u>	<u>9,043.00</u>	<u>-9,043.00</u>	
2600 - OPERATION/MAINT OF PLANT						
SALARIES	45,000.00	0.00	0.00	1,976.38	43,023.62	95.61%
EMPLOYEE BENEFITS	0.00	0.00	0.00	594.44	-594.44	
CONTRACT SERVICES	5,000.00	0.00	253.00	4,441.96	558.04	11.16%
REPAIRS	10,000.00	0.00	0.00	7,269.66	2,730.34	27.30%
MISCELLANEOUS	16,400.00	0.00	158.64	1,723.44	14,676.56	89.49%
SUPPLIES	13,200.00	1,181.00	2,658.61	5,096.37	6,922.63	52.44%
EQUIPMENT	11,737,606.49	1,459,803.91	162,389.29	3,919,970.58	6,357,832.00	54.17%

JSD - Board Report - Expense Report

Filter Option: Previous Month
 Fiscal Year: 2025-2026
 Month: May

Jordan School District

Object Description	Revised Budget	Encumbrance	Monthly Activity	FYTD Activity	Balance Remaining	%
32 - CAPITAL OUTLAY						
2600 - OPERATION/MAINT OF PLANT						
OTHER OBJECTS	88,000.00	0.00	0.00	107,824.91	-19,824.91	-22.53%
	11,915,206.49	1,460,984.91	165,459.54	4,048,897.74	6,405,323.84	53.76%
2700 - STUDENT TRANSPORTATION						
SUPPLIES	0.00	98.15	0.00	0.00	-98.15	
	0.00	98.15	0.00	0.00	-98.15	
4000 - FACILITIES AQUISITION & CONSTR						
SALARIES	538,522.00	0.00	26,412.95	372,218.10	166,303.90	30.88%
EMPLOYEE BENEFITS	217,210.40	0.00	12,186.68	155,740.63	61,469.77	28.30%
	755,732.40	0.00	38,599.63	527,958.73	227,773.67	30.14%
4100 - SITE ACQUISITION SERVICES						
CONTRACT SERVICES	37,000.00	0.00	0.00	0.00	37,000.00	100.00%
EQUIPMENT	3,750,000.00	0.00	0.00	9,569.29	3,740,430.71	99.74%
	3,787,000.00	0.00	0.00	9,569.29	3,777,430.71	99.75%
4200 - SITE IMPROVEMENT SERVICES						
EQUIPMENT	17,654,413.64	5,443,989.07	232,440.25	8,678,568.36	3,531,856.21	20.01%
	17,654,413.64	5,443,989.07	232,440.25	8,678,568.36	3,531,856.21	20.01%
4300 - ARCHITECTURAL & ENGINEERING						
EQUIPMENT	23,632,547.27	3,786,873.63	612.91	8,294,452.98	11,551,220.66	48.88%

JSD - Board Report - Expense Report

Filter Option: Previous Month
 Fiscal Year: 2025-2026
 Month: May

Jordan School District

Object Description	Revised Budget	Encumbrance	Monthly Activity	FYTD Activity	Balance Remaining	%
32 - CAPITAL OUTLAY						
4300 - ARCHITECTURAL & ENGINEERING						
	23,632,547.27	3,786,873.63	612.91	8,294,452.98	11,551,220.66	48.88%
4400 - BUILDING REPAIRS &						
EQUIPMENT	5,869,207.15	1,663,982.10	122,604.08	3,819,639.59	385,585.46	6.57%
	5,869,207.15	1,663,982.10	122,604.08	3,819,639.59	385,585.46	6.57%
4500 - BUILDING						
SUPPLIES	51,773.40	2,751.03	815.34	25,810.51	23,211.86	44.83%
EQUIPMENT	2,088,116.03	81,421.30	19,414.04	786,685.69	1,220,009.04	58.43%
	2,139,889.43	84,172.33	20,229.38	812,496.20	1,243,220.90	58.10%
SUPPLIES	0.00	12,325.29	14,206.59	137,307.33	-149,632.62	
EQUIPMENT	1,472,500.00	189,939.35	55,846.73	851,859.06	430,701.59	29.25%
	1,472,500.00	202,264.64	70,053.32	989,166.39	281,068.97	19.09%
4700 - DATA PROCESSING						
SUPPLIES	367,720.00	20,047.80	20,083.98	162,778.59	184,893.61	50.28%
EQUIPMENT	2,140,000.00	0.00	18,493.00	2,073,310.25	66,689.75	3.12%
	2,507,720.00	20,047.80	38,576.98	2,236,088.84	251,583.36	10.03%
4800 - VEHICLES						
EQUIPMENT	2,769,500.00	1,399,438.40	156,497.24	1,326,135.79	43,925.81	1.59%

JSD - Board Report - Expense Report

Filter Option: Previous Month
 Fiscal Year: 2025-2026
 Month: May

Jordan School District

Object Description	Revised Budget	Encumbrance	Monthly Activity	FYTD Activity	Balance Remaining	%
32 - CAPITAL OUTLAY						
4800 - VEHICLES						
	2,769,500.00	1,399,438.40	156,497.24	1,326,135.79	43,925.81	1.59%
5100 - DEBT SERVICES						
OTHER OBJECTS	2,295,053.00	0.00	1,148,026.65	2,296,053.30	-1,000.30	-0.04%
	2,295,053.00	0.00	1,148,026.65	2,296,053.30	-1,000.30	-0.04%
5400 - OTHER FINANCING SOURCES						
OTHER OBJECTS	3,210,000.00	0.00	3,210,000.00	3,210,000.00	0.00	0.00%
	3,210,000.00	0.00	3,210,000.00	3,210,000.00	0.00	0.00%
	<u>78,377,895.38</u>	<u>14,098,571.31</u>	<u>5,203,624.98</u>	<u>36,617,158.19</u>	<u>27,662,165.88</u>	<u>35.29%</u>
51 - SCHOOL FOODS						
1000 - INSTRUCTION						
CONTRACT SERVICES	115.20	0.00	9.60	86.40	28.80	25.00%
	115.20	0.00	9.60	86.40	28.80	25.00%
2800 - SUPPORT SERVICES CENTRAL						
EMPLOYEE BENEFITS	0.00	0.00	747.50	6,627.50	-6,627.50	
	0.00	0.00	747.50	6,627.50	-6,627.50	

JSD - Board Report - Expense Report

Filter Option: Previous Month
 Fiscal Year: 2025-2026
 Month: May

Jordan School District

Object Description	Revised Budget	Encumbrance	Monthly Activity	FYTD Activity	Balance Remaining	%
51 - SCHOOL FOODS						
3100 - FOOD SERVICES						
SALARIES	11,413,128.82	0.00	881,538.80	9,771,430.25	1,641,698.57	14.38%
EMPLOYEE BENEFITS	4,403,391.19	0.00	343,380.04	4,637,424.84	-234,033.65	-5.31%
CONTRACT SERVICES	345,105.00	0.00	446.47	276,001.97	69,103.03	20.02%
MISCELLANEOUS	40,800.00	3,299.80	1,017.03	22,853.91	14,646.29	35.90%
SUPPLIES	13,451,300.00	14,231.87	512,389.43	10,519,886.67	2,917,181.46	21.69%
EQUIPMENT	325,000.00	4,095.86	13,316.00	114,255.03	206,649.11	63.58%
OTHER OBJECTS	1,831,500.00	0.00	708.40	1,415,976.66	415,523.34	22.69%
	<u>31,810,225.01</u>	<u>21,627.53</u>	<u>1,752,796.17</u>	<u>26,757,829.33</u>	<u>5,030,768.15</u>	<u>15.81%</u>
	<u><u>31,810,340.21</u></u>	<u><u>21,627.53</u></u>	<u><u>1,753,553.27</u></u>	<u><u>26,764,543.23</u></u>	<u><u>5,024,169.45</u></u>	<u><u>15.79%</u></u>
60 - HEALTH & ACCIDENT SELF INSURED						
2800 - SUPPORT SERVICES CENTRAL						
EMPLOYEE BENEFITS	63,471,726.00	0.00	4,157,652.61	53,293,852.82	10,177,873.18	16.04%
CONTRACT SERVICES	3,337,500.00	0.00	167,530.14	2,606,857.58	730,642.42	21.89%
MISCELLANEOUS	1,000.00	0.00	26.93	1,847.49	-847.49	-84.75%
SUPPLIES	3,000.00	0.00	0.00	1,616.28	1,383.72	46.12%
	<u>66,813,226.00</u>	<u>0.00</u>	<u>4,325,209.68</u>	<u>55,904,174.17</u>	<u>10,909,051.83</u>	<u>16.33%</u>
	<u><u>66,813,226.00</u></u>	<u><u>0.00</u></u>	<u><u>4,325,209.68</u></u>	<u><u>55,904,174.17</u></u>	<u><u>10,909,051.83</u></u>	<u><u>16.33%</u></u>
75 - FOUNDATION						
1000 - INSTRUCTION						

JSD - Board Report - Expense Report

Filter Option: Previous Month
 Fiscal Year: 2025-2026
 Month: May

Jordan School District

Object Description	Revised Budget	Encumbrance	Monthly Activity	FYTD Activity	Balance Remaining	%
75 - FOUNDATION						
1000 - INSTRUCTION						
CONTRACT SERVICES	38.40	0.00	3.20	34.96	3.44	8.96%
	<u>38.40</u>	<u>0.00</u>	<u>3.20</u>	<u>34.96</u>	<u>3.44</u>	<u>8.96%</u>
SUPPLIES	250,000.00	0.00	0.00	0.00	250,000.00	100.00%
	<u>250,000.00</u>	<u>0.00</u>	<u>0.00</u>	<u>0.00</u>	<u>250,000.00</u>	<u>100.00%</u>
2200 - SUPPORT SERVICES INSTRCT						
MISCELLANEOUS	31,000.00	0.00	0.00	0.00	31,000.00	100.00%
	<u>31,000.00</u>	<u>0.00</u>	<u>0.00</u>	<u>0.00</u>	<u>31,000.00</u>	<u>100.00%</u>
2800 - SUPPORT SERVICES CENTRAL						
EMPLOYEE BENEFITS	0.00	0.00	75.00	550.00	-550.00	
	<u>0.00</u>	<u>0.00</u>	<u>75.00</u>	<u>550.00</u>	<u>-550.00</u>	
3300 - COMMUNITY SERVICES						
SALARIES	322,743.16	0.00	25,544.68	286,431.31	36,311.85	11.25%
EMPLOYEE BENEFITS	163,013.93	0.00	9,381.94	118,311.37	44,702.56	27.42%
CONTRACT SERVICES	5,150.00	0.00	3,559.26	8,818.58	-3,668.58	-71.23%
MISCELLANEOUS	7,800.00	0.00	693.93	3,098.65	4,701.35	60.27%
SUPPLIES	1,323,678.00	0.00	142.87	24,398.39	1,299,279.61	98.16%
OTHER OBJECTS	2,650.00	0.00	722.15	946.81	1,703.19	64.27%
	<u>1,825,035.09</u>	<u>0.00</u>	<u>40,044.83</u>	<u>442,005.11</u>	<u>1,383,029.98</u>	<u>75.78%</u>

JSD - Board Report - Expense Report

Filter Option: Previous Month
 Fiscal Year: 2025-2026
 Month: May

Jordan School District

Object Description	Revised Budget	Encumbrance	Monthly Activity	FYTD Activity	Balance Remaining	%
75 - FOUNDATION						
6500 - OTHER FOUNDATION PROGRAMS						
SUPPLIES	0.00	0.00	0.00	14.22	-14.22	
	0.00	0.00	0.00	14.22	-14.22	
8000 - UNASSIGNED DONATIONS						
CONTRACT SERVICES	0.00	0.00	1,000.00	11,446.95	-11,446.95	
MISCELLANEOUS	1,000.00	0.00	0.00	8,289.81	-7,289.81	-728.
SUPPLIES	40,000.00	0.00	531.72	28,852.03	11,147.97	27.87%
OTHER OBJECTS	20,000.00	0.00	0.00	2,050.00	17,950.00	89.75%
	61,000.00	0.00	1,531.72	50,638.79	10,361.21	16.99%
8100 - OTHER FOUNDATION PROGRAMS						
SUPPLIES	0.00	0.00	8,900.00	44,419.94	-44,419.94	
	0.00	0.00	8,900.00	44,419.94	-44,419.94	
8200 - AEROSPACE PROGRAM						
CONTRACT SERVICES	0.00	9,200.00	1,718.30	62,694.66	-71,894.66	
REPAIRS	0.00	0.00	0.00	660.82	-660.82	
MISCELLANEOUS	70,000.00	0.00	49.50	13,035.98	56,964.02	81.38%
SUPPLIES	85,000.00	2,168.34	14,496.27	705,051.86	-622,220.20	-732.
EQUIPMENT	0.00	0.00	0.00	2,766.76	-2,766.76	
OTHER OBJECTS	0.00	473.00	352.09	3,352.09	-3,825.09	
	155,000.00	11,841.34	16,616.16	787,562.17	-644,403.51	-415.
8300 - CHALLENGE RACE						

JSD - Board Report - Expense Report

Filter Option: Previous Month
 Fiscal Year: 2025-2026
 Month: May

Jordan School District

Object Description	Revised Budget	Encumbrance	Monthly Activity	FYTD Activity	Balance Remaining	%
75 - FOUNDATION						
8300 - CHALLENGE RACE						
CONTRACT SERVICES	0.00	0.00	10,012.40	23,209.40	-23,209.40	
MISCELLANEOUS	0.00	0.00	1,763.70	6,859.07	-6,859.07	
SUPPLIES	0.00	50.02	6,240.05	90,700.49	-90,750.51	
OTHER OBJECTS	0.00	0.00	922.00	5,921.00	-5,921.00	
	0.00	50.02	18,938.15	126,689.96	-126,739.98	
8400 - DECA						
CONTRACT SERVICES	0.00	0.00	3,016.40	18,800.50	-18,800.50	
MISCELLANEOUS	0.00	0.00	28.78	10,318.78	-10,318.78	
SUPPLIES	0.00	9,874.00	8,022.34	70,561.45	-80,435.45	
EQUIPMENT	0.00	0.00	0.00	3,784.30	-3,784.30	
OTHER OBJECTS	0.00	0.00	105.00	3,955.00	-3,955.00	
	0.00	9,874.00	11,172.52	107,420.03	-117,294.03	
8500 - MUSIC PROGRAM						
CONTRACT SERVICES	0.00	0.00	500.00	950.00	-950.00	
MISCELLANEOUS	0.00	0.00	0.00	1,106.32	-1,106.32	
SUPPLIES	0.00	0.00	1,316.50	45,497.46	-45,497.46	
EQUIPMENT	0.00	0.00	0.00	9,799.00	-9,799.00	
OTHER OBJECTS	0.00	0.00	0.00	912.49	-912.49	
	0.00	0.00	1,816.50	58,265.27	-58,265.27	
8600 - OTHER FOUNDATION PROGRAMS						
SUPPLIES	2,000.00	0.00	769.18	6,278.17	-4,278.17	-213.
EQUIPMENT	30,000.00	0.00	0.00	0.00	30,000.00	100.00%

JSD - Board Report - Expense Report

Filter Option: Previous Month
 Fiscal Year: 2025-2026
 Month: May

Jordan School District

Object Description	Revised Budget	Encumbrance	Monthly Activity	FYTD Activity	Balance Remaining	%
75 - FOUNDATION						
8600 - OTHER FOUNDATION PROGRAMS						
	<u>32,000.00</u>	<u>0.00</u>	<u>769.18</u>	<u>6,278.17</u>	<u>25,721.83</u>	<u>80.38%</u>
8700 - DEWYEA'S CLASS						
SUPPLIES	0.00	0.00	914.18	11,498.54	-11,498.54	
	<u>0.00</u>	<u>0.00</u>	<u>914.18</u>	<u>11,498.54</u>	<u>-11,498.54</u>	
8800 - MCLEAN'S CLASS						
MISCELLANEOUS	0.00	0.00	0.00	300.00	-300.00	
SUPPLIES	0.00	0.00	2,005.85	12,746.78	-12,746.78	
	<u>0.00</u>	<u>0.00</u>	<u>2,005.85</u>	<u>13,046.78</u>	<u>-13,046.78</u>	
8900 - SANDER'S CLASS						
MISCELLANEOUS	0.00	0.00	0.00	241.42	-241.42	
SUPPLIES	0.00	0.00	362.14	9,292.56	-9,292.56	
	<u>0.00</u>	<u>0.00</u>	<u>362.14</u>	<u>9,533.98</u>	<u>-9,533.98</u>	
	<u><u>2,354,073.49</u></u>	<u><u>21,765.36</u></u>	<u><u>103,149.43</u></u>	<u><u>1,657,957.92</u></u>	<u><u>674,350.21</u></u>	<u><u>28.65%</u></u>
Account Monthly Activity Grand Totals:	919,249,146.05	17,401,546.10	76,150,792.05	666,578,221.38	235,269,378.57	25.59%