

## Study Session and Business Meeting

Tuesday, August 29, 2017 Mountain Time

JATC South Campus (Board Conference Room), 12723 S. Park Avenue (2080 West),  
Riverton, Utah 84065

### 1. STUDY SESSION – OPEN MEETING - 4:00 p.m.

#### 1.A. Middle Schools Course Offerings and Schedule

**Speaker(s)**: Mrs. Laura Finlinson, Administrator of Curriculum & Staff Development; and Mr. Michael Anderson, Administrator of Schools

#### 1.B. Review of Herriman Tax Increment Project and Murray School District Boundary Adjustments

**Speaker(s)**: Mr. John Larsen, Business Administrator

#### 1.C. Discussion of Student Housing and Growth

**Speaker(s)**: Mrs. Janice Voorhies, Board President; and Mrs. Tracy Miller, Board Member

#### 1.D. Feedback on State Rule 277-621 District of Residence for the Legislative Law and Licensing Committee

**Speaker(s)**: Mr. Travis Hamblin, Consultant, Planning & Student Services

#### 1.E. Review of Administrative Policy DA153 Building Access – Schools

**Speaker(s)**: Mr. Scott Thomas, Administrator of Auxiliary Services

#### 1.F. Follow-up to Board Summer Study Seminar

**Speaker(s)**: Mrs. Janice Voorhies, Board President

#### 1.G. Policy Governance Review

#### 1.H. Staff Follow-up to Prior Board Discussions

#### 1.I. Discussion on Collection of "Our Schools Now" Signatures by District Employees – after business meeting

**Speaker(s)**: Mrs. Janice Voorhies, Board President

#### 1.J. Future Agenda Items

### 2. GENERAL SESSION – OPEN MEETING - 6:30 p.m.

#### 2.A. Pledge of Allegiance

**Speaker(s)**: Girl Scout Troop 763

#### 2.B. Reverence

**Speaker(s)**: Ms. Sandra Riesgraf, Director, Communications Department

#### 2.C. Resolutions of Appreciation

#### 2.D. Recognitions

2.E. School Recognitions

3. **Patron Comments**

4. **General Business - Motion to Approve Consent Agenda Items**

4.A. Board Minutes

4.B. **Foreign Exchange Students for 2017-18 (Annual approval as per policy AS66)**

5. **General Business - Motion to Accept Consent Agenda**

5.A. Expenditures

5.B. Financial Statements

5.C. Personnel - Licensed and Education Support Professionals

5.D. **Certificates for Home Instruction**

6. **Bids**

6.A. **Central Warehouse - Colored Construction Paper**

6.B. **Information Systems - Back Up and Recovery Solution**

6.C. **Chromebooks and Google OS Console License - Oquirrh & South Hills Middle Schools**

6.D. **Facility Services - Milestone Xprotect Expert Security Systems**

6.E. **Custodial Services - Custodial Paper**

7. **Special Business Items**

7.A. **Recommendation to Approve Five-Year Building Construction Plan**

**Speaker(s):** Mr. John Larsen, Business Administrator

7.B. **Recommendation to Approve the Interlocal Agreement Between the Community Development and Renewal Agency of Herriman, Herriman City, and Board of Education of Jordan School District for the Herriman Anthem Community Reinvestment Project Area**

**Speaker(s):** Mr. John Larsen, Business Administrator

8. **Information Items**

8.A. Superintendent's Report

**Speaker(s):** Dr. Patrice Johnson, Superintendent of Schools

8.B. **Nutrition Services Summer Programs**

**Speaker(s):** Ms. Jana Cruz, Director, Nutrition Services

9. **Discussion Items**

9.A. Committee Reports and Comments by Board Members

10. **Motion to Adjourn to Closed Session**

11. **POTENTIAL CLOSED SESSION**

11.A. Character and Competence of Individuals  
(Personnel)

11.B. Property

11.C. Potential Litigation

11.D. Negotiations

11.E. Security

## Changes to R277-700-5 Middle School Education Requirements

**NOTE: R277-700 received final approval by the Utah State Board of Education on August 4, 2017. R277-700 is scheduled to be published in the September 1, 2017 Utah State Bulletin, subject to a 30-day comment period, with a first possible effective date of October 9, 2017**

### R277-700-5. Middle School Education Requirements.

- (1) The Core Standards and a General Core for middle school students are described in this section.
- (2) A student in grades 7-8 is required to earn a minimum of 12 units of credit to be properly prepared for instruction in grades 9-12.
- (3) In addition to the Board requirements described in this section, an LEA board may require a student to complete additional units of credit.
- (4) The following are the Grades 7-8 General Core Requirements and units of credit:
  - (a) Language Arts (2.0 units of credit);
  - (b) Mathematics (2.0 units of credit);
  - (c) Science (2.0 units of credit);
  - (d) Social Studies (1.5 units of credit);
  - (e) The Arts (1.0 units of credit from the following):
    - (i) Visual Arts;
    - (ii) Music;
    - (iii) Dance; or
    - (iv) Theatre.
  - (f) Physical Education (1.0 units of credit);
  - (g) Health Education (0.5 units of credit);
  - (h) College and Career Awareness (1.0 units of credit); and
  - (i) beginning no later than the 2018-2019 school year, Digital Literacy (0.5 units of credit).
- (5) An LEA shall use evidence-based best practices, technology, and other instructional media in middle school curricula to increase the relevance and quality of instruction.
- (6) An LEA shall use Board-approved summative adaptive assessments to assess student mastery of the following:
  - (a) reading;
  - (b) language arts;
  - (c) mathematics; and
  - (d) science in grades 7 and 8.

### R277-700-5. Middle School Education Requirements.

- (1) The Core Standards and a General Core for middle school students are described in this section.
- (2) A student in grades 7-8 is required to **complete the courses described in Subsection 3 to be properly prepared for instruction in grades 9-12.**
- (3) The following are the Grades 7-8 General Core Requirements and units of credit:
  - (a) **Grade 7 Language Arts;**
  - (b) **Grade 8 Language Arts;**
  - (c) **Grade 7 Mathematics;**
  - (d) **Grade 8 Mathematics;**
  - (e) **Grade 7 Integrated Science;**
  - (f) **Grade 8 Integrated Science;**
  - (g) **United States History; and**
  - (h) **Utah History.**
- (4) **An LEA board shall provide access to the General Core to all students within the LEA.**
- (5) **An LEA shall conduct informal assessments on a regular basis to ensure continual student progress.**
- (6) **An LEA shall provide remediation to middle school students who do not achieve mastery of the subject described in Subsection (3).**
- (7) An LEA shall use evidence-based best practices, technology, and other instructional media in middle school curricula to increase the relevance and quality of instruction.
- (8) An LEA shall use Board-approved summative adaptive assessments to assess student mastery of the following:
  - (a) reading;
  - (b) language arts;
  - (c) mathematics; and
  - (d) science.
- (9)(a) **An LEA shall offer, by making the course available through the registration process, the following courses aligned with Core Standards for students in grades 7 and 8:**
  - (a) **at least two of the following arts courses:**
    - (i) Visual Arts;
    - (ii) Music;
    - (iii) Dance;
    - (iv) Theatre; or
    - (v) Media Arts;
  - (b) Physical Education;
  - (c) Health Education;
  - (d) College and Career Awareness; and
  - (e) beginning no later than the 2018-19 school year;
    - (i) Digital Literacy; and
    - (ii) at least one of the World Languages.
- (b) **An LEA may integrate one or more of the courses if the LEA ensures all Core Standards from each course are taught in entirety.**
- (10) **At the discretion of the LEA board, an LEA Board may:**
  - (a) offer additional elective courses;
  - (b) require a student to complete additional courses;

or,

  - (c) set minimum credit requirements.

**R277. Education, Administration.**

**R277-621. District of Residence.**

**R277-621-1. Authority and Purpose.**

(1) This rule is authorized by:

(a) Utah Constitution Article X, Section 3, which vests general control and supervision over public education in the Board; and

(b) Section 53A-1-401, which allows the Board to make rules to execute the Board's duties and responsibilities under the Utah Constitution and state law; and

(c) Section 53A-2-201, which directs the Board to establish rules for determination of a student's district of residency in accordance with the statute.

(2) The purpose of this rule is to establish the procedure for reviewing a student's request for an alternative district of residency in accordance with Subsections 53A-2-201(2)(b)(iii) and 53A-2-201(2)(b)(iv).

**R277-621-2. Definitions.**

(1) "Alternative district" or "alternative district of residency" means a district, which may provide educational services, where a student resides:

(a) with a responsible adult, other than a custodial parent or legal guardian; or

(b) in a health care facility or human services program facility.

(2) "District superintendent" means:

(a) the local superintendent of a school district; or

(b) an assistant or deputy superintendent designated by the local superintendent.

(3) "Health care facility" means the same as that term is defined in Section 26-21-2.

(4) "Human services program" means the same as that term is defined in Section 62A-2-101.

(5) "Review official" means a district employee designated by the local superintendent to make an initial determination on a request for an alternative district of residence in accordance with this rule.

**R277-621-3. Determination of Alternative District of Residency.**

(1) A student's custodial parent or legal guardian may request a determination that the student's district of residency is a district other than where the student's custodial parent or legal guardian resides by filing a written request with an alternative district.

(a) The Superintendent shall provide a model form for use by a district to accept requests under this rule.

(b) A student request shall outline why the student should receive resident services from an alternative district in accordance with the criteria provided in:

(i) Subsection 53A-2-201(2)(b)(iii); or

(ii) Subsection 53A-2-201(2)(b)(iv).

(2) If an alternative district receives a request under Subsection (1), a district review official shall review the request and make a recommendation to the alternative district's local school board on whether the student should be treated as a resident of the alternative district within ten business days.

(3) If the local school board of an alternative district approves a request under Subsection (1), the alternative district shall assume responsibility for providing educational services for the student.

(4) The decision of the alternative district's local school board shall be in writing and

set forth the reasons for approving or denying the request in accordance with the statutory criteria.

(5)(a) If the alternative district denies a student request, the student may appeal the decision within ten business days to the Superintendent.

(b) The Superintendent shall rule on a request under Subsection (5)(a) within ten business days.

(6) If a request for an alternative district of residence is approved for a student qualifying for services under the IDEA, the alternative district shall conduct an IEP meeting with representation from the alternative district and the former district of residence under Subsection 53A-2-201(2)(a).

**R277-621-4. Students at Human Services Program Facilities.**

(1) A student approved for an alternative district of residency while attending a private human services program facility shall be entitled to the educational services of the alternative district at the alternative district's educational facilities.

(2) An alternative district of residency is not required to provide educational services on site at a private human services program facility, unless specifically required to meet the needs of a student under federal law.

**KEY: student, alternative district of residency**

**Date of Enactment or Last Substantive Amendment: 2017**

**Authorizing, and Implemented or Interpreted Law: Art X Sec 3; 53A-1-401; 53A-2-201**

**Effective 5/9/2017**

**53A-2-201 Child's school district of residence -- Determination -- Responsibility for providing educational services.**

- (1) As used in this section:
  - (a) "Health care facility" means the same as that term is defined in Section 26-21-2.
  - (b) "Human services program" means the same as that term is defined in Section 62A-2-101.
- (2) The school district of residence of a minor child whose custodial parent or legal guardian resides within Utah is:
  - (a) the school district in which the custodial parent or legal guardian resides; or
  - (b) the school district in which the child resides:
    - (i) while in the custody or under the supervision of a Utah state agency;
    - (ii) while under the supervision of a private or public agency which is in compliance with Section 62A-4a-606 and is authorized to provide child placement services by the state;
    - (iii) while living with a responsible adult resident of the district, if a determination has been made in accordance with rules made by the State Board of Education in accordance with Title 63G, Chapter 3, Utah Administrative Rulemaking Act, that:
      - (A) the child's physical, mental, moral, or emotional health will best be served by considering the child to be a resident for school purposes;
      - (B) exigent circumstances exist that do not permit the case to be appropriately addressed under Section 53A-2-207; and
      - (C) considering the child to be a resident of the district under this Subsection (2)(b)(iii) does not violate any other law or rule of the State Board of Education;
    - (iv) while the child is receiving services from a health care facility or human services program, if a determination has been made in accordance with rules made by the State Board of Education in accordance with Title 63G, Chapter 3, Utah Administrative Rulemaking Act, that:
      - (A) the child's physical, mental, moral, or emotional health will best be served by considering the child to be a resident for school purposes;
      - (B) exigent circumstances exist that do not permit the case to be appropriately addressed under Section 53A-2-207; and
      - (C) considering the child to be a resident of the district under this Subsection (2)(b)(iv) does not violate any other law or rule of the State Board of Education; or
    - (v) if the child is married or has been determined to be an emancipated minor by a court of law or by a state administrative agency authorized to make that determination.
- (3) A minor child whose custodial parent or legal guardian does not reside in the state is considered to be a resident of the district in which the child lives, unless that designation violates any other law or rule of the State Board of Education, if:
  - (a) the child is married or an emancipated minor under Subsection (2)(b)(v);
  - (b) the child lives with a resident of the district who is a responsible adult and whom the district agrees to designate as the child's legal guardian under Section 53A-2-202; or
  - (c) if permissible under policies adopted by a local school board, it is established to the satisfaction of the local school board that:
    - (i) the child lives with a responsible adult who is a resident of the district and is the child's noncustodial parent, grandparent, brother, sister, uncle, or aunt;
    - (ii) the child's presence in the district is not for the primary purpose of attending the public schools;
    - (iii) the child's physical, mental, moral, or emotional health will best be served by considering the child to be a resident for school purposes; and

- (iv) the child is prepared to abide by the rules and policies of the school and school district in which attendance is sought.
- (4)
- (a) If admission is sought under Subsection (2)(b)(iii), or (3)(c), then the district may require the person with whom the child lives to be designated as the child's custodian in a durable power of attorney, issued by the party who has legal custody of the child, granting the custodian full authority to take any appropriate action, including authorization for educational or medical services, in the interests of the child.
  - (b) Both the party granting and the party empowered by the power of attorney shall agree to:
    - (i) assume responsibility for any fees or other charges relating to the child's education in the district; and
    - (ii) if eligibility for fee waivers is claimed under Section 53A-12-103, provide the school district with all financial information requested by the district for purposes of determining eligibility for fee waivers.
  - (c) Notwithstanding Section 75-5-103, a power of attorney meeting the requirements of this section and accepted by the school district shall remain in force until the earliest of the following occurs:
    - (i) the child reaches the age of 18, marries, or becomes emancipated;
    - (ii) the expiration date stated in the document; or
    - (iii) the power of attorney is revoked or rendered inoperative by the grantor or grantee, or by order of a court of competent jurisdiction.
- (5) A power of attorney does not confer legal guardianship.
- (6) Each school district is responsible for providing educational services for all children of school age who are residents of the district.

Amended by Chapter 175, 2017 General Session

Jordan School District  
**MINUTES OF BOARD OF EDUCATION MEETING**  
August 8, 2017

The Board of Education of Jordan School District met in study, closed and special Board meetings on Tuesday, August 8, 2017, beginning at 4:11 p.m. at the JATC South Campus (Board Conference Room), 12723 S. Park Avenue (2080 West), Riverton, Utah.

**STUDY SESSION**

Those recognized or signed-in as present:

Janice L. Voorhies, Board President  
Matthew Young, Board Vice President  
Jen Atwood, Board Secretary  
Bryce Dunford, Board Member  
Tracy J. Miller, Board Member  
Marilyn Richards, Board Member  
Darrell Robinson, Board Member  
Patrice A. Johnson, Superintendent of Schools  
Anthony A. Godfrey, Associate Superintendent  
John Larsen, Business Administrator  
Paul Van Komen, Burbidge & White  
Michael Anderson, Administrator of Schools  
Jill Durrant, Administrator of Schools  
Laura Finlinson, Administrator of Curriculum and Staff Development  
Brad Sorensen, Administrator of Schools  
Scott Thomas, Administrator of Auxiliary Services  
Ben Jameson, Director, Evaluation, Research and Accountability  
Kurt Prusse, Director, Purchasing  
Shelley Nordick, Staff Assistant, Curriculum and Staff Development  
Vicki Olsen, President, Jordan Education Association  
Jeri Clayton, Administrative Assistant  
Robert Conder, AV Maintenance  
Kerry Simi, Eastlake Elementary School

President Voorhies presided and conducted. The Board of Education met in a study session to discuss the following:

**A. Ends Policies and Student Achievement: ACT Testing**

Mr. Ben Jameson, director of Evaluation, Research and Accountability, reviewed ACT test results for 2016-17 including five years of comparative data. The results showed the number of students taking the ACT increased each year from 3,281 in 2012-13 to 3,718 in 2016-17. The percent of students meeting the benchmark in each category exceeded the state averages in all categories except math which tied with the state average. Mr. Jameson also presented average composite scores for the years 2011 through 2017 for all Jordan District high schools. The data showed positive increases at all schools.

Mrs. Finlinson noted that the ACT is just one method for assessing college readiness. She added that some students are choosing the career path and taking advantage of classes offered through the District's Career and Technical Education courses.

**B. Policy Governance Review**

**1. BSC203 *Delegation to the Superintendent***

Board members discussed policy BSC203. There were no recommendations for changes.

2. **BSC204 Monitoring Superintendent Performance**

Board members discussed Policy BSC204 and decided to place a hold on evaluation of this policy in light of yesterday's discussion during the Board summer study session about the evaluation process for the superintendent and business administrator.

3. **BSC205 Monitoring Performance of the Business Administrator**

Board members discussed policy BSC205. There were no recommendations for changes.

C. **Board Committee Reports**

1. **District/Community Council Board Advisory Committee**

Mr. Robinson said at yesterday's study session there was some confusion about his Committee taking over responsibility for the Calendaring Committee but they were prepared to do that. Board members expressed their understanding of the discussion that the Community Council Advisory Committee was given the task of reviewing the Calendar policy and making recommendations for changes, if any. Mr. Robinson said the Committee also discussed Land Trust and noted that Mrs. Miller developed a rubric for Board members to use as a checklist as they review school proposals for the use of Land Trust funds. He will provide the rubric to Board members for review and discussion at an upcoming study session. Mr. Robinson said the Committee scheduled training sessions for School Community Council chairs and school principals, with required attendance by new chairs and new principals, on October 11 and 12 and November 2, 2017. He also noted that the State training is November 9, 2017. Mr. Robinson said the Committee discussed upcoming Parent University sessions and topics for these. The topic for the September Parent University will be cell phone use, the November session is still in the planning stages, legislators will be invited to meet with patrons for the February 2018 session, and the April 2018 session is still to be determined.

2. **Facilities Board Advisory Committee**

Mrs. Atwood said last week the Committee met with a local developer, Doug Young, to discuss conceptual plans for future development of the west bench, including plans for the Bastian property. Mrs. Atwood stated the Committee held a discussion about the summer 2018 projects and they addressed some of the questions brought up in the last meeting. She said the Committee is going forward with recommendations that have been set forth. Mrs. Atwood said the Committee learned that the software currently being used for the security cameras is inadequate now because the number of cameras has doubled due to the security initiative. She wanted the Board to be aware this information will be coming to the Board sometime in the next month.

In response to Board Member Young's request for clarification about the Committee meeting with a specific developer, Mrs. Atwood stated that no District information was shared with the developer and the developer shared his perceptions of what the area will look like in 10-15 years. Board Member Young stated for the public record that what the Committee heard was this developer's vision of what the west bench will look like in coming years and the Committee did not share any information with regard to District plans for property it currently owns and the Committee would welcome visits such as this from other interested developers.

3. **District Finance and Audit Board Advisory Committee**

Mr. Dunford said as all Board members know, Jordan has a surplus because the Board and staff is wonderful at budgeting and living within its means and that a great deal of money has been spent lately in salary adjustments and property. He said a concern of the Finance Committee is providing a vehicle for Board members to know where the District is financially. He said the salary schedule just approved is phase one with phase two coming up, and the Board needs to know

what money is available to accomplish phase two. He said the main concern of the Finance Committee now is to provide this information to the Board and they are asking staff to come up with the best information they can to accomplish this and to come up with target levels for each of the District's funds.

**4. Legislative/Community Relations Board Advisory Committee**

Mrs. Miller said her Committee has not met since the last Board meeting and she had nothing new to report.

**5. Innovations in Education Board Advisory Committee**

Mr. Young said his Committee has not met since the last Board meeting and he had nothing new to report; however, he believed a couple of Board members were able to tour the new Real Academy charter school today and invited them to report on the tour since his work schedule did not allow him to attend. Mrs. Voorhies said she toured the building and was nervous to see there were many things that needed to be done before the opening day. She noted that the most impressive thing was the amount of money and care in detail they expended to build an exceptional school for their students. She also said the tour lasted about two hours and they heard a lot of information and were able to ask questions. Mrs. Richards said the magnitude of the project was impressive but she was most impressed with their preparations to be 50 percent solar now and 100 percent solar when they complete another project. She also said she was impressed with how they want this facility to be available to the community.

**6. Utah High School Activities Association**

Ms. Richards said the Board of Trustees will be meeting on August 24; however, the appeals process has begun and she will be involved in hearings all day Thursday, August 10, which are mainly football-related.

**MOTION:** At 5:08 p.m., it was moved by Tracy J. Miller and seconded by Bryce Dunford to go into closed session. The motion passed with a unanimous vote.

**CLOSED SESSION**

Those recognized or signed-in as present:

Janice L. Voorhies, Board President  
Matthew Young, Board Vice President  
Jen Atwood, Board Secretary  
Bryce Dunford, Board Member  
Tracy J. Miller, Board Member  
Marilyn Richards, Board Member  
Darrell Robinson, Board Member  
Patrice A. Johnson, Superintendent of Schools  
Anthony A. Godfrey, Associate Superintendent  
John Larsen, Business Administrator  
Paul Van Komen, Burbidge & White  
Scott Thomas, Administrator of Auxiliary Services

President Voorhies presided and conducted. The Board of Education met in a closed session to discuss property. The closed session discussion was recorded and archived.

At 5:33 p.m., the meeting adjourned. The Board convened in a Special Board meeting.

**SPECIAL BOARD MEETING**

Those recognized or signed-in as present:

Janice L. Voorhies, Board President  
Matthew Young, Board Vice President  
Jen Atwood, Board Secretary  
Bryce Dunford, Board Member  
Tracy J. Miller, Board Member  
Marilyn Richards, Board Member  
Darrell Robinson, Board Member  
Patrice A. Johnson, Superintendent of Schools  
Anthony A. Godfrey, Associate Superintendent  
John Larsen, Business Administrator  
Paul Van Komen, Burbidge & White  
Michael Anderson, Administrator of Schools  
Jill Durrant, Administrator of Schools  
Laura Finlinson, Administrator of Curriculum and Staff Development  
Brad Sorensen, Administrator of Schools  
Scott Thomas, Administrator of Auxiliary Services  
Kurt Prusse, Director, Purchasing  
Vicki Olsen, President, Jordan Education Association  
Jeri Clayton, Administrative Assistant  
Robert Conder, AV Maintenance  
Kerry Simi, Eastlake Elementary School  
Don Tingey, South Jordan City

President Voorhies presided and conducted. She welcomed those present.

I. **Bid Recommendation**

A.	<u>School or Department</u> <b>New Construction</b>	<u>Items for Bid</u> <b>Architectural Services – Middle School Design</b>
	<u>Bidders</u> Gray & Gray MHTN Architects Naylor Wentworth Lund Architect NJRA Architects VCBO Architecture	<u>Amount of Bid</u> TBD

Purpose: To provide architectural design services for a new middle school.

Budget: Bond funds.

Recommendation: It was recommended entering negotiations with MHTN Architects. They were deemed to be the most qualified firm to provide architectural design services.

Board members expressed appreciation for the additional two weeks to review the recommendation to insure they were comfortable with the decision.

**MOTION:** It was moved by Darrell Robinson and seconded by Marilyn Richards to approve the bid for architectural services – middle school design, as recommended. The motion passed with a unanimous vote.

President Voorhies called for a motion to amend the agenda to allow public comment.

**MOTION:** It was moved by Tracy J. Miller and seconded by Darrell Robinson to amend the agenda to allow for public comment. The motion passed with a unanimous vote.

**Public Comment**

Ms. Kerry Simi, a fifth-grade teacher at Eastlake Elementary School, addressed the Board about what she feels is overcrowding at Eastlake. She said the numbers presented in the past were erroneous which affected decisions that were made and many people disagree with what they feel are rigid decisions. She said the school has now exceeded maximum occupancy and the kiva is being used for a classroom and one teacher is using a computer lab for a classroom. She said she feels these solutions are a like putting a band aid on the problem and wanted to bring this to the Board's attention so they will all be aware of the problem.

II. **Special Business**

A. **Recommendation to Approve Capital Projects for Summer 2018**

Mr. Scott Thomas, administrator of Auxiliary Services, reviewed the list of summer 2018 capital projects.

Board members discussed the project being recommended for Rose Creek Elementary and directed staff to separate the work into two to three alternates with cost estimates so they have options available to them.

**Public Comment**

Ms. Vicki Olsen, president of JEA, speaking on behalf of Rose Creek teachers who could not attend the meeting said these teachers wanted her to express their support for the parking lot expansion. On days when early morning activities are held that involve parents, teachers have to arrive extra early to school in order to get a parking space. She said many parents pick up their children because they are not comfortable having them cross 12600 South which increases the number of cars accessing the school.

**MOTION:** It was moved by Matthew Young and seconded by Tracy J. Miller to approve the list of capital projects for summer 2018 in preparation for obtaining bids. Motion passed with a unanimous vote.

B. **Consideration to Approve Two-Year Contract for Superintendent**

President Voorhies said the Board has been working with Superintendent Johnson on a new contract. The effective dates of the two-year contract are July 1, 2017 through June 30, 2019.

Mr. Robinson expressed that he believes top-level public education officials are making astronomical salaries and he would like to see salaries being held down and for the public record, he wanted it known that for this reason he would abstain from voting but his abstention was not a vote against Dr. Johnson, but a vote for holding down salary costs. He said he would like to see more growth at the lower end of the salary schedule.

**Public Comment**

No patrons signed up to address the Board regarding this Special Business item.

**MOTION:** It was moved by Bryce Dunford and seconded by Marilyn Richards to approve the contract for the Superintendent for a two-year period beginning July 1, 2017 through June 30, 2019. The motion passed with a unanimous vote.

C. **Recommendation to Approve Five-Year Building Construction Plan**

Mr. John Larsen reviewed the latest revisions to the District's Five-Year Building Construction Plan which were made as a result of Board discussion during the study session held July 25, 2017. He noted that after this study session a Board member reached out to him with another suggestion so he created a second version which he presented to Board members for their review.

Public Comment

Mr. Don Tingey, director of Strategic Services for South Jordan City, expressed appreciation for the Board's cooperation with the City regarding the expected growth in the Daybreak area. He said Mr. Travis Hamblin, consultant for Student Services, has been heavily involved in looking at the growth projections and expressed appreciation for his work.

Board members discussed the work of Davis Demographics and Mr. Hamblin and asked to have Mr. Hamblin make a presentation to the Board at a future study session to explain the process.

Board members reviewed the two Plans Mr. Larsen provided and made additional recommendations for changes. They agreed to postpone the vote on the Five-Year Building Construction Plan in order to review the additional revisions.

D. **Recommendation and Possible Action to Approve the Second Amendment to Real Property Purchase, Sale and Exchange Agreement, between the Board of Education of Jordan School District and Corporation of the Presiding Bishop of the Church of Jesus Christ of Latter-Day Saints (CPB) and Acknowledged by Suburban Land Reserve, Inc. (SLR)**

Mr. Scott Thomas presented the Agreement for Board approval.

Public Comment

No patrons signed up to address the Board regarding this Special Business item.

**MOTION:** It was moved by Bryce Dunford and seconded by Marilyn Richards to approve the Second Amendment to Real Property Purchase, Sale and Exchange Agreement, between the Board of Education of Jordan School District and Corporation of the Presiding Bishop of the Church of Jesus Christ of Latter-Day Saints (CPB) and Acknowledged by Suburban Land Reserve, Inc. (SLR). The motion passed with a unanimous vote.

**MOTION:** At 7:06 p.m., it was moved by Jen Atwood and seconded by Tracy J. Miller to go into closed session. Motion passed with a unanimous vote.

**CLOSED SESSION**

Those recognized or signed-in as present:

Janice L. Voorhies, Board President  
Matthew Young, Board Vice President  
Jen Atwood, Board Secretary  
Bryce Dunford, Board Member  
Tracy J. Miller, Board Member  
Marilyn Richards, Board Member  
Darrell Robinson, Board Member  
Patrice A. Johnson, Superintendent of Schools  
Anthony A. Godfrey, Associate Superintendent  
John Larsen, Business Administrator  
Paul Van Komen, Burbidge & White

President Voorhies presided and conducted. The Board of Education met in a closed session to discuss property and negotiations. The closed session discussion was recorded and archived.

**MOTION:** At 7:48 p.m., it was moved by Marilyn Richards to adjourn the meeting. Motion passed with a unanimous vote.

JL/jc

Jordan School District  
**MINUTES OF BOARD OF EDUCATION MEETING**  
August 7, 2017

The Board of Education of Jordan School District met in a study session on August 7, 2017, beginning at 12:10 p.m. at the JATC South Campus (Board Conference Room), 12723 S. Park Avenue (2080 West), Riverton, Utah.

**STUDY SESSION**

Those recognized or signed-in as present:

Janice L. Voorhies, Board President  
Matthew Young, Board Vice President  
Jen Atwood, Board Secretary  
Bryce Dunford, Board Member  
Tracy J. Miller, Board Member  
Marilyn Richards, Board Member  
Darrell Robinson, Board Member  
Patrice A. Johnson, Superintendent of Schools  
Anthony A. Godfrey, Associate Superintendent  
John Larsen, Business Administrator  
Jeri Clayton, Administrative Assistant

President Voorhies presided and conducted. The Board of Education met in a study session to discuss the following:

**A. Board Self-Evaluation**

Board members held a discussion about the strengths of the Board, the pursuit of best practices, and ways to become a well-functioning Board. They discussed Board vs. staff responsibilities, the need to give clear, concise directions to staff members, and creating a system for staff to report on Board directives. They also discussed creating an environment for Board members to communicate and listen to each other and improving communication with the public and staff members. A request was made for Board leadership to provide meeting agendas to all Board members prior to the agendas being released to the public.

**B. Joint Legislative Committee/Delegate Assembly Regarding USBA/USSA Legislative Priorities**

Mrs. Miller, the Board's representative on the Joint Legislative Committee, reviewed the list of USBA/USSA legislative priorities which were drafted during a recent meeting held in Cedar City, Utah. She indicated that Mr. Dunford and Mr. Robinson were selected in January to represent the Board at the Delegate Assembly being held Saturday, August 12, and these priorities will be finalized and voted upon. Mr. Dunford said he would be unable to attend the Assembly. Mr. Robinson said he would attend on behalf of the Board.

**C. Superintendent's Blueprint of Ends Policy Goals**

Superintendent Johnson reviewed the Ends policies created to date and provided members with a reference sheet which outlined the four policies. She said this summer two sessions each for elementary and secondary principals and a session for District directors were held for the purpose of reviewing the Ends policies. She said department directors pointed out that the Empowering Employees Ends policy is specific to "educators." She asked for Board input regarding language that could be added to include empowering classified employees as well. Board members made recommendations for changes. The policy changes will be approved at an upcoming Board meeting.

Superintendent Johnson discussed the binder she has been preparing for Board members which is a compilation of a year's work and serves as supporting documentation to the Executive Limitations policy.

Board members discussed the time and effort being expended to produce the binder. Mr. Young said it is his hope that Superintendent Johnson's Blueprint will simplify the reporting requirements and will also tie to the goals outlined in the Ends policies.

**D. Superintendent and Business Administrator Evaluation Process**

Board members discussed the current structure and timeline for evaluating the superintendent and business administrator. They felt it was important to fine-tune the evaluation process so expectations are clear and concise.

**E. Engaging the Community**

Board members discussed ways in which to provide the participants of the "What Counts?" meetings with a follow-up report to show what the Board has done in response to the input they provided during the activity. The Board feels it is important to communicate this information to the participants.

Board members discussed ways to engage the community. They discussed the timing of school dedication ceremonies and holding ground breaking ceremonies for new school construction and agreed that dedication ceremonies should be held in the fall rather than the spring, but not in conjunction with Back to School nights. Superintendent Johnson was asked to look into the Board's suggestions and to recommend possible dates.

Mr. Robinson stated that he would like the Board to reach out to the community to find out if they feel the District is meeting their needs. Mrs. Atwood stated that the District has come a long way in reaching out to the patrons and community members and should be celebrating the successes.

**MOTION:** At 5:09 p.m., it was moved by Bryce Dunford and seconded by Jen Atwood to adjourn the meeting. The motion passed with a unanimous vote.

/jc

Jordan School District  
**MINUTES OF BOARD OF EDUCATION MEETING**  
July 25, 2017

The Board of Education of Jordan School District met in study, regular, and closed sessions on Tuesday, July 25, 2017, beginning at 4:03 p.m. at the JATC South Campus (Board Conference Room), 12723 S. Park Avenue (2080 West), Riverton, Utah.

**STUDY SESSION**

Those recognized or signed-in as present:

Janice L. Voorhies, Board President  
Matthew Young, Board Vice President  
Jen Atwood, Board Secretary  
Bryce Dunford, Board Member  
Tracy J. Miller, Board Member  
Marilyn Richards, Board Member  
Darrell Robinson, Board Member  
Patrice A. Johnson, Superintendent of Schools  
John Larsen, Business Administrator  
Paul Van Komen, Burbidge & White  
Michael Anderson, Administrator of Schools  
Laura Finlinson, Administrator of Curriculum and Staff Development  
June M. LeMaster, Administrator of Human Resources  
Brad Sorensen, Administrator of Schools  
Scott Thomas, Administrator of Auxiliary Services  
Teri Timpson, Administrator of Schools  
Kurt Prusse, Director, Purchasing  
Sandy Riesgraf, Director, Communications  
Lisa Robinson, Director, Special Education  
David Rostrom, Director, Facility Services  
Paul Bergera, Staff Assistant, Auxiliary Services  
Shelley Nordick, Staff Assistant, Curriculum and Staff Development  
Vicki Olsen, President, Jordan Education Association  
Jeri Clayton, Administrative Assistant  
Robert Conder, AV Maintenance  
Traci Mariano, Administrative Assistant  
Dawn Ramsey, Director, Region VI PTA  
Grant Stock, Principal, Real Salt Lake Academy Charter School  
Ryan Marchant, Real Salt Lake

President Voorhies presided and conducted. The Board of Education met in a study session to discuss the following:

**A. Real Salt Lake Academy Update**

Mr. Grant Stock, principal of Real Salt Lake Academy Charter School, provided the Board with an update on the progress towards the opening of the charter school. He said the school has a capacity of 300 students and enrollment to date is at 230. Of that 230, 45 are students which Real Salt Lake has recruited to participate in their specialized soccer training program. These students will live in the on-site dormitories. Some of the other students come from within Jordan District and some from other Districts and represent a diverse population. Mr. Stock reviewed the class offerings and planned extra-curricular activities and thanked Mrs. Finlinson, administrator of Curriculum and Staff Development, for the assistance her department has provided in this regard. He also reviewed the flexible block scheduling for students who may want to have an early or late start to the school day and he indicated that the facility will be available for local community use.

**B. Review of Semi-Annual Report to the Public**

Ms. Sandra Riesgraf, director of Communications, provided the Board with a draft of the fall 2017 semi-annual report to the public. She indicated that the report will be mailed to approximately 80,000 households at a cost of 14 cents per household and it will also be available online. Ms. Riesgraf invited Board members to review the report and provide input about the content.

Superintendent Johnson noted the addition of a section that invites the public to participate in a "How We Are Doing?" online survey. This survey provides the public with an opportunity to give input on current perceptions about the District.

**C. Review of Five-Year Building Construction Plan**

Mr. John Larsen, business administrator, provided Board members with an updated version of the Five-Year Building Construction Plan. He noted the addition of a new column indicating the progress of new school construction and noted that for those schools under construction actual cost figures have been stated rather than an estimated cost range. He also pointed out that a new section was added for "hot spots to watch" which highlights continuing growth areas. Board members provided input about the plan and made recommendations for changes.

Mr. Larsen recommended that the plan be placed on the agenda for Board approval in August. Following Board approval, Board members will present the Five-Year Building Construction Plan to City leaders in their respective areas.

**D. Summer 2018 Project Recommendations**

Mrs. Jen Atwood, chair of the Facilities Committee, reviewed the list of summer capital outlay project recommendations and asked for Board input.

Mr. Young questioned whether the Rose Creek parking lot expansion/resurfacing was placed on the list above other more critical needs as a result of pressure from city leaders or the community. He expressed great concern about the need to complete the middle school office relocations and questioned whether these critical safety projects are being pushed back to placate a city councilman.

Board members discussed the ongoing projects planned for Bingham High. Mrs. Atwood asked Mr. Thomas to provide a list of all future projects for that school for Board review. She noted that the Board will be voting to approve the 2018 summer project recommendations on August 8 and asked Board members to provide the Facilities Committee with additional input and questions they would like answered before that date.

**E. Policy Governance Review**

**1. BSC200 Global Governance—Management Connection**

President Voorhies reviewed policy BSC200 and invited Board input. No suggestions for revisions or clarifications were given.

**2. BSC201 Unity of Control**

President Voorhies reviewed policy BSC201 and invited Board input. Board members discussed the policy and the fact that if staff members have concerns, those can be brought to the superintendent who can then bring them to the Board. President Voorhies said all Board members should be cognizant of the work that is being asked of the superintendent and her staff. No policy changes were suggested by Board members.

**F. Review and Discussion of Statement of Qualifications (SOQ) for Architectural Services**

Mr. Kurt Prusse, director of Purchasing, reviewed the process for obtaining architectural services for new schools and/or remodeling projects which is governed by State Procurement Code. He reviewed the SOQ process which includes advertising the SOQ, submission of bids, committee review of the bids, and selection of a winning bid. He noted that this process is much different than in the past because it seeks to identify the qualified architectural firms first, followed by cost negotiations, whereas in the past, cost was the first factor considered and the winning firm may or may not be the most qualified to accomplish the task.

Board members discussed the process and asked many questions such as when in the process the Board approves the designs and when actual costs of each project are determined. Mr. Thomas, administrator of Auxiliary Services, reviewed the three-year process of identifying elementary and secondary school designs which he said took place prior to the time some of the members of the Board took office. He noted that elementary and middle school committees which consisted of Board members, District personnel, and many community members, reviewed school designs of other Districts and also Jordan District school designs and came to the conclusion that Jordan District secondary and elementary designs were preferable. The Committee then met with design firms to discuss what measures could be taken to reduce the cost of construction by 17 percent on these District designs. The architectural firms were very collaborative with the District and succeeded in accomplishing this reduction. He said this process got the District to where it is today for the SOQ process.

**G. Presentation on Potential Expansion to the Kauri Sue Hamilton School**

Mrs. Laura Finlinson, administrator of Curriculum and Staff Development, stated that the Kauri Sue Hamilton School has increased in population since its opening in 2009 and they began looking at least costly options for accommodating growth. The first consideration was to add portables for those students that were able to get in and out of them and they discussed a possible expansion of the facility. She invited Mrs. Lisa Robinson, director of Special Education, to review enrollment numbers and future growth projections and what has been done to accommodate growth in the current facility.

Mrs. Robinson reviewed enrollment data from the opening of the Kauri Sue Hamilton School in 2009 to present and said this data was used to project the future growth which substantiates the need for additional space to serve these special needs students. She reviewed the current use of classrooms and other spaces, noting that storage rooms and teacher faculty rooms were converted to classroom space. The hallways, with approval of the fire marshal, are currently being used for equipment storage. Mrs. Robinson provided a draft architectural drawing of the plan to add an additional six classrooms. She also noted that private donations have been received to fund the cost of a wheelchair accessible playground and the expansion has been planned so that it will not interfere with this playground.

At 6:30 p.m., the meeting adjourned. The regular session started at 6:44 p.m.

**REGULAR SESSION**

Those recognized or signed-in as present:

Janice L. Voorhies, Board President  
Matthew Young, Board Vice President  
Jen Atwood, Board Secretary  
Bryce Dunford, Board Member  
Tracy J. Miller, Board Member  
Marilyn Richards, Board Member  
Darrell Robinson, Board Member  
Patrice A. Johnson, Superintendent of Schools  
John Larsen, Business Administrator  
Paul Van Komen, Burbidge & White  
Michael Anderson, Administrator of Schools  
Laura Finlinson, Administrator of Curriculum and Staff Development

June M. LeMaster, Administrator of Human Resources  
Brad Sorensen, Administrator of Schools  
Scott Thomas, Administrator of Auxiliary Services  
Teri Timpson, Administrator of Schools  
Ron Bird, Director, Information Systems  
Kurt Prusse, Director, Purchasing  
Sandy Riesgraf, Director, Communications  
Lisa Robinson, Director, Special Education  
David Rostrom, Director, Facility Services  
Paul Bergera, Staff Assistant, Auxiliary Services  
Shelley Nordick, Staff Assistant, Curriculum and Staff Development  
Anthony Muto, Network/Technical Services Manager, Information Systems  
Nancy Ward, Consultant, Educational Support Services  
Larry Urry, Principal, Sunset Ridge Middle School  
Jeri Clayton, Administrative Assistant  
Robert Conder, AV Maintenance  
Vicki Olsen, President, Jordan Education Association  
Traci Mariano, Administrative Assistant

President Voorhies presided and conducted. She welcomed those present. Mrs. Laura Finlinson, administrator of Curriculum and Staff Development, led everyone in the Pledge of Allegiance. Reverence was given by Mr. Brad Sorensen, administrator of schools.

### **Resolutions of Appreciation**

President Voorhies read a Resolution of Appreciation for each of the following former Jordan District employees who recently passed away:

Maren Doty Atkinson – employed by Jordan District from 1990 to 1994  
Rafael Torres Chavez – employed by Jordan District from 2006 to 2015  
Marianne Brown Edwards – employed by Jordan District from 1987 to 1997  
Janace Nadine Simmons Holloway – employed by Jordan District from 1979 to 2011  
Kathy Lee – employed by Jordan District from 2006 to 2008  
Mary Leretta McMillin Long – employed by Jordan District from 1977 to 1989 and 1993 to 2005  
Jacqueline Bruno McMullin – employed by Jordan District from 1948 to 1987  
Pauline “Polly” Lawrence Sherwin – employed by Jordan District from 1984 to 2001  
Mary Lenore Watkins – employed by Jordan District from 1982 to 1995

### **Recognition of Administrative Appointments and Transfers**

Dr. June LeMaster, administrator for Human Resources, recognized the following individuals who received administrative appointments:

- Tiffany Smith, a teacher specialist at Heartland Elementary, appointed assistant principal at Heartland Elementary School.
- Kristy Howe, resource teacher at Daybreak Elementary, appointed assistant principal at Eastlake Elementary School.

### **Recognitions by Board Members**

Mrs. Miller expressed appreciation to Ms. Riesgraf and all who were involved in bringing the Utah Jazz player draft picks to South Jordan Elementary and expressed appreciation to Principal Westwood for the fabulous assembly he put together for this event. She said the teachers and students were excited and enjoyed participating in this activity. Mrs. Miller said she visited Jordan Ridge a couple of times and that she and Mrs. Voorhies served as judges for the *We the People* activity. She said she enjoyed hearing the participants give

speeches about the government in front of the judges and other students. She also said Mrs. Walton's sixth grade class at Jordan Ridge put on a Shakespeare version of a Star Wars play which was fun to watch and her daughter starred as Princess Leia.

Mrs. Atwood gave a "shout-out" to Mr. Dave Rostrom, director of Facility Services, and the members of his department. She said while most people have been enjoying the summer, Mr. Rostrom and his crews have been working hard to insure that the summer projects are completed so that students can return to school in August. She invited everyone to express appreciation to Mr. Rostrom and his staff members.

Mr. Robinson attended the Herriman Arts Council production of *The Little Mermaid* and said an Elk Ridge Middle School counselor, Camille Cook, played the part of Ursula and she was fantastic. He said it is interesting to note that many teachers and staff members are involved in the community and the Board sometimes doesn't get to see that part of their lives.

Mrs. Voorhies said she is the grandmother of a Copper Hills High School football player. Every morning when she takes him to the school she sees the entire team watching the installation of the artificial turf. She said the students are excited to begin using this new playing surface. Mrs. Voorhies thanked the Auxiliary Services personnel for helping to make this project happen.

### **Patron Comments Regarding Non-Agenda Items**

No patrons signed up to address the Board regarding non-agenda items and no audience members accepted the invitation to speak.

#### **I. General Business – Consent Agenda**

##### **A. Motion to Approve Consent Agenda Items**

###### **1. Minutes**

Minutes of the Board of Education meeting held June 13, 2017, were provided to the Board of Education.

###### **3. Updates to Board Policy EL305 *Emergency Succession***

A copy of policy EL305 *Emergency Succession* is attached at the conclusion of these minutes. (Attachment 1)

###### **2. Updates to Administrative Policies**

- a. DP309 *NEG Salary Guidelines*
- b. DP327 *Reduction on Licensed Staff*
- c. DP373 *District Post-Retirement Benefits*
- d. AA421 *Local Professional Improvement Committee*

Copies of the above-listed policies are attached at the conclusion of these minutes. (Attachments 2 through 5)

###### **4. School Resource Officer (SRO) Agreement with Unified Police Department**

**MOTION:** It was moved by Bryce Dunford and seconded by Darrell Robinson to approve Consent Agenda items A1 through A4, as recommended. The motion passed with a unanimous vote.

##### **B. Motion to Accept Consent Agenda Items**

###### **1. Expenditures**

Expenditures for the month of June 2017 were provided to the Board of Education.

2. **Financial Statement**

The financial statement through June 30, 2017, was provided to the Board of Education. A copy is attached at the conclusion of these minutes. (Attachment 6)

3. **Personnel – Licensed and Classified**

Personnel changes for the month of June 2017 were provided to the Board of Education.

4. **Recommendation to Issue Certificates for Home Instruction**

It was recommended that the students whose parents have filed affidavits pursuant to Utah Code 53A-11-102 shall be issued certificates excusing them from attending public school.

Mr. Dunford, chair of the Board Finance Committee, noted that recently it was discovered that when the District began doing ACH payments (Automated Clearing House—electronic payments) these were not included in the Expenditure Reports that are provided to the Board of Education for acceptance each month. He said there was no intent to deceive or hide information, it was merely an oversight. He noted that the error was corrected and the Expenditure report being approved includes the ACH payments for the month of June.

Mr. Young said he feels it is important to prepare a report for Board approval for the ACH payments from 2011 through May of 2017, and suggested the Finance Committee discuss this and determine how to make this information available for the public record.

**MOTION:** It was moved by Bryce Dunford and seconded by Tracy J. Miller to accept Consent Agenda items B1 through B4, as recommended. The motion passed with a unanimous vote.

II. **Bid Recommendations**

A.	<u>School or Department</u> <b>Educational Support Services</b>	<u>Items for Bid</u> <b>Reading Horizons-Elevate Software</b>
	<u>Bidders</u> Reading Horizons	<u>Amount of Bid</u> \$57,225.60 initial payment; \$27,200.00 annually thereafter

Purpose: To provide supplemental interactive reading software for approximately 2,040 ESL students per year for about ten years.

Budget: At-risk Students Account

Recommendation: It was recommended placing the order with Reading Horizons, a sole source provider, who met the specifications, terms, and conditions of the bid.

**MOTION:** It was moved by Jen Atwood and seconded by Darrell Robinson to approve the bid for Reading Horizons software-Elevate, as recommended. The motion passed with a unanimous vote.

B.	<u>School or Department</u> <b>Sunset Ridge Middle School</b>	<u>Items for Bid</u> <b>Read 180 Program</b>
	<u>Bidders</u> Houghton Mifflin Harcourt	<u>Amount of Bid</u> \$74,408.04

Purpose: To provide a reading intervention program for students reading at least two-years below grade level. It will serve approximately 125 students at Sunset Ridge.

Budget: Land Trust Account

Recommendation: It was recommended placing the order with Technical Training Systems, a sole source provider, who met the specifications, terms, and conditions of the bid.

**MOTION:** It was moved by Tracy Miller and seconded by Marilyn Richards to approve the bid for a Read 180 program at Sunset Ridge Middle School, as recommended. The motion passed with a unanimous vote.

C.	<u>School or Department</u> <b>Central Warehouse</b>	<u>Items for Bid</u> <b>White Copy Paper</b>
	<u>Bidders</u> Contract Paper Group	<u>Amount of Bid</u> \$73,819.20

Purpose: To replenish Warehouse paper supplies.

Budget: General Fund

Recommendation: It was recommended placing the order with Contract Paper Group, the lowest responsive and responsible bidder. The bid was made in conjunction with Granite District and complies with State procurement requirements.

**MOTION:** It was moved by Jen Atwood and seconded by Marilyn Richards to approve the bid for white copy paper, as recommended. The motion passed with a unanimous vote.

D.	<u>School or Department</u> <b>Information Systems</b>	<u>Items for Bid</u> <b>Palo Alto Networks Services</b>
	<u>Bidders</u> Compunet, Inc.	<u>Amount of Bid</u> \$566,336.00

Purpose: To upgrade existing network firewall.

Budget: Capital Outlay

Recommendation: It was recommended awarding the contract to the most responsive, responsible and acceptable bidder, Compunet, Inc. They complied with the specifications, terms, and conditions outlined in the bid documents.

**MOTION:** It was moved by Marilyn Richards and seconded by Darrell Robinson to approve the bid for Palo Alto Networks Services, as recommended. The motion passed with a unanimous vote.

E.	<u>School or Department</u> <b>New Construction</b>	<u>Items for Bid</u> <b>Commissioning Services–New High School in Herriman</b>
	<u>Bidders</u> Ecube, Inc. kW Engineering SystematiCx UNVC	<u>Amount of Bid</u> \$130,710.00

Van Boerum & Frank Commissioning

Purpose: To provide commissioning services.

Budget: Bond funds.

Recommendation: It was recommended awarding the contract to Ecube, Inc., as the best value provider that complied with the specifications, terms, and conditions outlined in the bid documents.

**MOTION:** It was moved by Tracy J. Miller and seconded by Jen Atwood to approve the bid for commissioning services for the new high school under construction in Herriman, as recommended. The motion passed with a unanimous vote.

F.	<u>School or Department</u> <b>New Construction</b>	<u>Items for Bid</u> <b>Architectural Services–Middle School Design</b>
	<u>Bidders</u> Gray & Gray Architects MHTN Architects Naylor Wentworth Lund Architects NJRA Architects VCBO Architecture	<u>Amount of Bid</u> To be Determined

Purpose: To provide architectural design services for a new middle school.

Budget: Bond funds.

Recommendation: It was recommended entering negotiations with MHTN Architects. The New Construction Department made the recommendation based on the results of the evaluation process and final ratings of the proposals.

**MOTION:** It was moved by Jen Atwood and seconded by Marilyn Richards to approve the bid for architectural services – middle school design, as recommended.

Mr. Young asked questions about the selection of MHTN as the winning bid, which he noted scored only a point higher than VCBO, and expressed concern about potential cost differences, with the MHTN design being higher than the VCBO design. Mr. Rostrom, director of Facilities Services, explained the differences in the bids, noting that the MHTN design is 10,000 square feet larger and provides larger collaboration areas for teachers. Mr. Prusse, director of Purchasing, added that the scoring for both firms was very close and both firms are capable; however, MHTN came out first in the ranking and deemed the most qualified to proceed with the design they presented for the middle school. Mr. Young expressed that while he loves the MHTN design, he is still very concerned about the cost difference and feels this bid item deserves additional consideration.

Mr. Robinson asked whether tabling this item would affect the design timeline. In response to a question from Mr. Young about his reasons, he responded that he was concerned about the difference in cost and he was not confident about the process for choosing a design firm because he was not involved in it. He stated that he did not want to vote until he is given more time to make an informed decision. Mrs. Atwood, chair of the Facilities Committee, stated that Board members were invited to participate in the SOQ process.

Mr. Robinson made the following motion:

**SUBSTITUTE MOTION**

It was moved by Darrell Robinson and seconded by Matthew Young to table the bid for architectural services–middle school design, until the next Board meeting. The motion failed with a vote of five to two, as follows:

Janice L. Voorhies	No
Matthew Young	Yes
Jen Atwood	No
Bryce Dunford	No
Tracy J. Miller	No
Marilyn Richards	No
Darrell Robinson	Yes

Board members continued the discussion on the bid selection process. Mrs. Atwood and Mrs. Voorhies explained the process that started about three years ago that involved many community members and staff who served on the elementary and middle school design committees. These groups met together to look at many school designs and ultimately determined that the Jordan District designs were their preferred choice. Mrs. Voorhies added that a year was spent looking at the designs and both MHTN and VCBO were astonishingly collaborative with the committees and accomplished what was asked of them.

Following a lengthy discussion, Mrs. Miller recommended the Board reconsider its vote to table this item so all Board members have an opportunity to feel comfortable with the entire process. She made the following motion:

**SECOND SUBSTITUTE MOTION**

It was moved by Tracy J. Miller and seconded by Matthew Young to reconsider the vote to table the bid for architectural services–middle school design, and bring it back for a vote at an August 8, 2017, special Board meeting. The motion passed with a vote of four to three as follows:

Janice L. Voorhies	No
Matthew Young	Yes
Jen Atwood	No
Bryce Dunford	Yes
Tracy J. Miller	Yes
Marilyn Richards	No
Darrell Robinson	Yes

President Voorhies stated that it behooves those Board members who want more information about this bid item to obtain that information between now and August 8 so they come prepared to make a decision. She added that Board committees spend a great deal of time obtaining information on behalf of the Board and in this instance, a majority of Board members do not feel comfortable approving what the Facilities Committee is recommending. She offered the Committee’s assistance in answering questions and also suggested they speak with Mr. Thomas, Mr. Rostrom, and Mr. Prusse.

G.	<u>School or Department</u> <b>New Construction</b>	<u>Items for Bid</u> <b>Architectural Services–Elementary Prototype</b>
	<u>Bidders</u> KMA Architects Naylor Wentworth Lund NJRA Architects Sandstrom Architecture VCBO Architecture	<u>Amount of Bid</u> To be Determined

Purpose: To provide architectural design services for a new elementary school.

Budget: Bond funds.

Recommendation: It was recommended entering negotiations with VCBO Architecture. The New Construction Department made the recommendation based on the results of the evaluation process and final ratings of the proposals.

**MOTION:** It was moved by Matthew Young and seconded by Jen Atwood to approve the bid for architectural services – elementary prototype, as recommended. The motion passed with a vote of six to one. Mr. Robinson cast the dissenting vote.

H. School or Department  
**New Construction**

Items for Bid  
**Architectural and Engineering  
Services for a Facility Expansion  
at Kauri Sue Hamilton School**

Bidders  
CLH Architects  
FFKR Architects  
GSBS Architects  
KMA Architects  
NJRA  
SH Architects  
VCBO Architecture

Amount of Bid  
To be Determined

Purpose: To provide architectural and engineering services for a facility expansion at Kauri Sue Hamilton School.

Budget: Summer Capital Outlay

Recommendation: It was recommended entering negotiations with GSBS Architects. The New Construction Department made the recommendation based on the results of the evaluation process and final ratings of the proposals.

Mr. Young expressed that he believes something needs to be done to accommodate the growth at this facility; however, he was unsure if adding a six-room addition is the best solution or whether the Board should explore a more long-term solution.

**MOTION:** It was moved by Marilyn Richards and seconded by Jen Atwood to approve the bid for architectural and engineering services for a facility expansion at Kauri Sue Hamilton School, as recommended. The motion passed with a unanimous vote.

III. **Special Business**

A. **PUBLIC HEARING: Consideration of Proposed Boundary Change Affecting Undeveloped Property within the Boundaries of Bastian and Golden Fields Elementary Schools**

Mr. Brad Sorensen, administrator of schools, stated that Daybreak Development has begun preparations for selling new homes in the Village 8 subdivision. He noted that the current boundary line divides the Village 8 subdivision between Bastian and Golden Fields Elementary Schools. The administration made a recommendation to the Board at the June 13, 2017 study session to change the boundary line so all Village 8 students attend Bastian Elementary. At the Board's request, the recommendation was taken to the Daybreak School Community Council for input and Mr. Sorensen reported that the Council expressed support for the boundary modification.

Public Comment

No patrons signed up to address the Board regarding this Special Business item and no audience members accepted the invitation to speak.

**MOTION:** It was moved by Bryce Dunford and seconded by Darrell Robinson to approve the boundary change affecting undeveloped property within the boundaries of Bastian and Golden Fields Elementary Schools. The motion passed with a unanimous vote.

**B. Recommendation to Approve Revisions to Administrative Policy DP371 *Employee Information Network Acceptable Use Policy***

Mr. John Larsen, business administrator, stated that this policy was reviewed by Board members at the study session held June 13, 2017, and the recommended changes were incorporated.

A copy of Administrative Policy DP371 *Employee Information Network Acceptable Use Policy* is attached at the conclusion of these minutes. (Attachment 7)

Public Comment

No patrons signed up to address the Board regarding this Special Business item and no audience members accepted the invitation to speak.

**MOTION:** It was moved by Tracy J. Miller and seconded by Jen Atwood to approve revisions to Administrative Policy DP371 *Employee Information Network Acceptable Use Policy*. The motion passed with a unanimous vote.

**IV. Information Items**

**A. Superintendent's Report**

Superintendent Johnson provided an update on hiring for the new school year. She said all year-round schools are staffed and the first day of school is tomorrow. There are 12 openings for traditional elementary teachers, 20 for secondary teachers, seven special education openings, five speech pathologist openings, and three specialist positions to be filled. Dr. Johnson said summer programs were held for the Title I schools that included feeding students and supporting families. She indicated that many schools held summer professional development activities and the Curriculum Department held several summer classes for teachers and are looking at the generation of teacher-collected efficacy so they can measure the impact and focus efforts on student learning for the upcoming year. Dr. Johnson said a West Jordan High School graduate, Sarah Provard, won Best of Show at the Wasatch Front Consortium for a woodworking project she created. She then entered a piece of furniture she designed and built and won first place in Casework and the People's Choice Award at the Las Vegas Fresh Wood Show and received \$1,750. Dr. Johnson said Sara was planning to attend Salt Lake Community College and has now been approached by Brigham Young University and Pittsburg State University about attending one of these schools. Dr. Johnson said this is an example of how Jordan District provides its students with opportunities to excel in areas in which they are interested and talented. Dr. Johnson stated that this summer 700 students enrolled in 1,630 online education courses and obtained credit towards graduation. Dr. Johnson also said the State's U-STAR grant was used this summer to provide education to students. A total of 664 students enrolled in 31 math classes taught by 15 teachers; a total of 340 students enrolled in 8 different science courses taught by 11 teachers, and 127 incoming seventh grade students have been attending the STEM Summer Camp taught by nine different teachers. Dr. Johnson invited Mr. Bergera to provide the Board with an update on the progress of summer construction projects.

**B. Updates on Summer Projects**

Mr. Paul Bergera, staff assistant for Auxiliary Services, provided the Board with an update on the progress towards completion of summer 2017 projects.

V. **Discussion Items**

A. **Board Member Committee Reports and Comments**

1. **District/Community Council Board Advisory Committee**

Mr. Robinson said the committee has not met since he reported at the last Board meeting. He is planning at the next Board meeting to provide Board members with a calendar and topics for future Parent University classes and a schedule for School Community Council training.

2. **Facilities Board Advisory Committee**

Mrs. Atwood said the Committee met last Tuesday and toured several of the current summer project sites and also some of the projects being recommended for summer 2018. She said great progress has been made on the Copper Hills High weight room expansion, commons area renovation, and the new outside concession and restroom building. She added that the new artificial turf looks amazing. At Bingham High workers were preparing to lay the new turf and Committee members viewed the new expanded team rooms and stadium seating expansion. At West Jordan High they saw preparations for installation of the artificial turf and the newly designed front office area as well as the new front entrance addition. She said no one should question the location of the school entrance. Mrs. Atwood said the Committee viewed the work being done on the West Jordan Middle School replacement and were excited to see the foundation work moving along. The Committee also visited Golden Fields and Bastian Elementary Schools and said these two new schools are beautiful and the staff members are excited for the start of the school year. Mrs. Atwood said they visited the site of the new middle school under construction in the Daybreak area and progress is moving forward. They also visited Rose Creek Elementary School to see the recommended changes to the parking lot that may take place next summer. Mrs. Atwood expressed appreciation to Mr. Thomas and his staff for being so accommodating and answering the Committee's questions as they traveled to the various school locations.

3. **District Finance and Audit Board Advisory Committee**

Mr. Dunford said the Finance Committee has a meeting scheduled tomorrow, July 26, at 1:00 p.m. and one of the issues currently facing the Finance Committee is to find a way to provide Board members with accurate information for determining appropriate fund balances.

4. **Legislative/Community Relations Board Advisory Committee**

Mrs. Miller said the Legislative Committee met today and invited Lisa Cummins, a member of the State School Board, to talk about matters the State Board is working on because they feel it is important to be aware of current legislation and Board policy that affects Jordan District. She said the State School Board has formed a committee to eliminate barriers to educational excellence and a survey has been circulated to teachers and others. She invited Board members to take the survey. She also said about 3,000 teachers have not responded, but for those who have, they listed the biggest barriers as time, class size, bureaucracy, and excessive testing. She said the new Committee was hoping to have recommendations ready in September to help shape legislation but they may not be available at that time. Mrs. Miller said the State School Board reviews standards on a regular basis and Health Standards will be reviewed this year which is always a lively topic

in the State of Utah. She said the review committee is currently being formed and if any Board members are interested in participating, they can apply to be a member and assist in reviewing the standards. She said the Legislative Committee also reviewed several bill files that have been released for the 2018 legislative session and several are from legislators in the Jordan District area. She said the Legislative Committee will be meeting with legislators in the next few months to get more information about the bills and they hope to be able to help them shape the bills so that good legislation will be created.

**5. Innovations in Education Board Advisory Committee**

Mr. Young said his Committee met today and finalized a couple of items he wanted to present to the Board. The Committee felt it was important to define what the Committee and Board believes is the definition of "innovation." He invited input from the Board on the following definition: The Jordan School Board of Education believes innovation is positive, continuous change at either the student, teacher, school, or District-level that can be replicated throughout the education community.

He said this definition allows the Committee to understand what it is they are looking for and the Committee came up with the following focus: Our Committee will encourage innovation throughout the District by fostering new ideas that promote educational excellence, seeking out current innovative practices, exploring opportunities to reward successful ideas, insuring appropriate communication of proven innovations.

Mr. Young said he would forward this information to each Board member and if they have concerns about the scope of the Committee, they should contact him. He added that if anyone takes exception to using the Jordan School Board of Education, they should let him know so changes can be made, but this philosophy is what the Committee will be using as its mandate.

Mr. Young stated that the Committee had a great initial discussion with regard to the possibility of reinstating the International Baccalaureate program in Jordan District and he invited input from Board members about this proposal. In response to Mr. Young's invitation for input, Mr. Dunford said he would like further exploration into the details about the program. Mrs. Miller asked to know what the interest level is among District patrons. Mrs. Voorhies asked if the Committee is considering this as a magnet program at one school or across the Board. Mr. Young said he would be providing the Finance Committee with information about the cost of the IB program and noted that if the Board chooses to begin an IB program in the 2019-20 school year, the decision will need to be made by April 1, 2018.

**6. Utah High School Activities Association**

Ms. Richards said the first Board of Trustees meeting will be held August 24, 2017, and she is in the process of scheduling meetings with all of the Region 6A districts she represents.

At 8:52 p.m., President Voorhies declared the meeting adjourned and announced that the Board would convene in a closed session.

**MOTION:** At 9:07 p.m., it was moved by Bryce Dunford and seconded by Darrell Robinson to go into closed session. The motion passed with a unanimous vote.

**CLOSED SESSION**

Those recognized or signed-in as present:  
Janice L. Voorhies, Board President  
Matthew Young, Board Vice President  
Jen Atwood, Board Secretary

Bryce Dunford, Board Member  
Tracy J. Miller, Board Member  
Marilyn Richards, Board Member  
Darrell Robinson, Board Member  
Patrice A. Johnson, Superintendent of Schools  
John Larsen, Business Administrator  
Paul Van Komen, Burbidge & White  
Scott Thomas, Administrator of Auxiliary Services

President Voorhies presided and conducted. The Board of Education met in a closed session to discuss personnel, property, and potential litigation. The closed session discussion was recorded and archived.

At 11:30 p.m., the meeting adjourned.

/jc

Attachments

Jordan School District  
**BOARD OF EDUCATION**  
Statement of Policy

Number - EL305  
Effective - 09/25/12  
Revision - 7/25/17  
Page - 1 of 1

---

Executive Limitations 305: EMERGENCY SUCCESSION

---

In order to protect the Board from the sudden loss of services of the Superintendent and/or Business Administrator, each of these administrators shall have no fewer than two other administrators who are collectively familiar with their respective positions and the issues and processes of the Board.

JORDAN SCHOOL DISTRICT  
Statement of  
**P O L I C Y**

Number - DP309 NEG  
Effective - 8/27/69  
Revision - 7/25/17  
Page - 1 of 3

---

SUBJECT: SALARY GUIDELINES

---

**I. Board Directive**

It is the policy of the Board to meet with the Administration, officers of each departmental organization, and their appointed representatives in salary negotiations to establish salary schedules. It is also the policy of the Board to pay wages and salaries that shall enable the District to secure and retain qualified personnel. The Board delegates to the District Administration the responsibility for implementing the salary policy.

**II. Administrative Policy**

The salary policy shall be implemented according to the following administrative policy provisions:

A. Date of Payments

Payment of all salaries shall be made on the 25<sup>th</sup> day of each month. If the 25<sup>th</sup> falls on a weekend or on a holiday, payday will be the previous working day as approved by the Board of Education. All approved deductions, other than those legally required, shall be made only upon the written request of the employee.

B. Salary Rates

District personnel shall be compensated at rates agreed upon through negotiations and published in the salary schedules for each group of employees. The actual employee's salary shall be a factor of his/her percent of contract and placement on the salary schedule.

C. Basic Salary Schedule

A basic salary schedule shall be established for licensed personnel. The schedule shall be based upon consideration of contract teaching experience in an accredited school and upon continued training.

D. Differential Allowance

Differential allowance may be paid to teachers with special assignments as recommended by the Administration and approved by the Board.

E. Placement on Salary-Step Scale

Salary schedule placement shall be determined by the number of full or part-time years of teaching experience. In cases of interrupted or part-time service, the following guidelines shall apply:

1. Effective July 1, 1996, an employee who is employed at least half-time and who actually works in any one school year a number of days equal to or greater than one-half the number of work days specified for similar contracts shall be given one-year experience credit.
2. Employees working less than one-half the number of work days will receive no experience credit.

F. Equated Teaching Experience

Teaching (accredited PK-12) experience in other schools and/or school districts shall be evaluated by the Administrator of Human Resources. Full-time teaching experience outside the District shall equate to full-time years of service credit; half-time teaching experience outside the District shall equate to one-half year of service credit.

1. Salary schedule placement for new hires with no teaching experience shall be determined by education level as outlined below:

JORDAN SCHOOL DISTRICT

Statement of

**P O L I C Y**

Number - DP309 NEG

Effective - 8/27/69

Revision - 7/25/17

Page - 2 of 3

---

**SUBJECT: SALARY GUIDELINES**

---

<u>Degree</u>	<u>Salary Level</u>
Bachelor's Degree	Level 1
Bachelor's Degree + 20 Semester Credits	Level 3
Bachelor's Degree + 40 Semester Credits	Level 5
Master's Degree	Level 6
Master's Degree + 30 Semester Credits	Level 8
Doctorate Degree	Level 10

2. New hires with teaching experience shall receive full credit for years of service and educational levels. Salary levels for new hires with teaching experience will be assigned as follows:

<u>Degree</u>	<u>Maximum Salary Level</u>
Bachelor's Degree	Level 13
Bachelor's Degree + 20 Semester Credits	Level 16
Bachelor's Degree + 40 Semester Credits	Level 23
Master's Degree	Level 28
Master's Degree + 30 Semester Credits	Level 31
Doctorate Degree	Level 32

3. New hires with teaching experience who are hired in areas of critical need may be placed above these maximum salary levels based on years of experience and educational level.
- G. After initial placement, teachers receiving licensure through an alternative pathway shall not be placed above or advance on the salary schedule until they have received their Level 2 Educators license as follows:
1. Alternative Route to Licensure (ARL) – Four (4) salary levels
  2. Letter of Authorization (LOA) – Three (3) salary levels
  3. Academic Pathway to Teaching (APT) – Three (3) salary levels
  4. Alternative Teaching Preparation (ATP) – Four (4) salary levels
- H. Military Experience  
No salary step credit shall be granted to any employee for military experience except for previous employees who have left the District to enter the military service. These employees shall be granted benefits required under the reemployment rights provision of [Chapter 43 of Title 38, U.S. Code](#).
- I. Submission of Evidence
1. It shall be the responsibility of the employees to submit to the Human Resources Department documented evidence which they wish to have considered in determining their initial placement on the salary schedule.
  2. For new employees to the District, only graduate hours beyond the original certificate and B.S. degree will count toward salary placement except under the following circumstances. For new hires, undergraduate hours taken after the original certificate and B.S. degree may be considered for salary

JORDAN SCHOOL DISTRICT

Statement of

**P O L I C Y**

Number - DP309 NEG

Effective - 8/27/69

Revision - 7/25/17

Page - 3 of 3

---

 SUBJECT: SALARY GUIDELINES
 

---

placement if they are recommended to the Local Professional Improvement Committee by one or more District administrators as meeting an identified District need. The recommendation, along with supporting evidence, must be submitted in writing to the LPIC (no later than the first week of August for teachers on year-round schedules or the first week of September for teachers on traditional schedules) so the LPIC will have sufficient time to approve or deny the request prior to the issuance of the first payroll.

3. Credit for salary changes for current employees will be granted from an accredited institution, USBE approved credit, District approved credit and LPIC approved in-service credit in accordance with [Policy AA421- Local Professional Improvement Committee](#).
  4. Credit for salary changes for teachers receiving licensure through an alternative pathway, an ARL (Alternate Route to Licensure), and APT (Academic Pathway to Teaching), or ATP (Alternate Teaching Preparation) will be granted only following completion of their ARL/APT/ATP program. ARL/APT/ATP program classes will not count toward salary change. Salary changes will be awarded as noted in I.3. of this policy and in [Policy AA421- Local Professional Improvement Committee](#).
  5. Salary changes shall be awarded to qualifying licensed employees working 50% FTE or more and when the Human Resources Department receives proof of eligibility in the form of an official transcript, including electronic transcripts submitted to the Human Resources Department directly from an accredited institution. If proof of eligibility is submitted prior to the 15th of the month, the salary change shall be reflected on the paycheck issued in the following month.
- J. If through an internal audit or salary review it is determined a salary placement is incorrect, a salary adjustment will be made retroactive to the beginning of the current academic year only and the employee will be notified.
- K. Compensation for Substitute Teachers  
A salary schedule for substitute teachers shall be established.

Revision history: 9/13/2011

**JORDAN SCHOOL DISTRICT**

Statement of

**P O L I C Y**

Number - DP327 NEG

Effective - 6/8/04

Revision - 2/23/16

Reviewed - 7/25/17

Page - 1 of 2

---

 SUBJECT: REDUCTION IN LICENSED STAFF
 

---

**I. Board Directive**

The Board recognizes that licensed staff should be placed in the school that will best fit the educational needs of the students in the District. When circumstances make it necessary to reduce staff, orderly procedures are to be implemented in accordance with [Utah Code §53A-8a-506](#).

This policy is intended to be consistent with the [Public Education Human Resources Management Act §53A-8a-101](#) et seq.

**II. Administrative Policy****A. Reduction in Staff (RIS)**

1. In the event of declining enrollment, the discontinuance or substantial reduction of a particular service or program, the shortage of anticipated revenue, school consolidation, or other unforeseen circumstances, it may become necessary to initiate a RIS. If a RIS is necessary, seniority will not be used in determinations; however, decisions may be within the discretion of the school / program to consider the following:
  - Program and staffing needs of the school / District.
  - Employee performance evaluation (appropriate for the job classification).
2. For licensed employees who are to be affected by a RIS, the school / program administrator will submit RIS recommendations to the Administrator of Schools and the Administrator of Human Resources for approval.
3. Under normal circumstances, licensed employees who are to be affected by a RIS and potentially subject to a Reduction in Force (RIF), shall receive at least thirty (30) days notice from the Human Resource Department. This RIS/RIF notice to licensed employees will serve as the thirty (30) days notice should the employee not be able to secure a position with the District.
4. Teachers affected by a RIS will be eligible to participate in transfers as per policy [DP304 NEG – Teacher Transfers](#).
5. Teachers affected by a RIS may apply online for available positions for which they are qualified in addition to any transfer request entered into Skyward. However, there is no guarantee of continued employment. After June 1, if the teacher has not been hired for an available position, the employee will be subject to a RIF.

**B. Reduction in Force (RIF)**

1. In the event of declining enrollment, the discontinuance or substantial reduction of a particular service or program, the shortage of anticipated revenue, school consolidation, or other unforeseen circumstances, it may become necessary to initiate a RIF. If a RIF is necessary, seniority will not be used in determinations; however, decisions may be within the discretion of the district to consider the following:
  - Program and staffing needs of the school / District.
  - Employee performance evaluation (appropriate for the job classification).
2. Under normal circumstances, licensed employees who are to be affected by a RIF, shall receive at least thirty (30) days' notice.

**JORDAN SCHOOL DISTRICT**

Statement of

**P O L I C Y**

Number - DP327 NEG

Effective - 6/8/04

Revision - 2/23/16

Reviewed - 7/25/17

Page - 2 of 2

---

SUBJECT: REDUCTION IN LICENSED STAFF

---

C. Rehire

1. If a licensed employee is terminated through a RIF, the employee will be given first consideration for available positions for which they apply online and are qualified within one (1) year of the date of the RIF. However, there is no guarantee of continued employment.
2. If a licensed employee is terminated through a RIF and rehired during the same contract year, the employee's salary placement shall remain unchanged. If the terminated employee is rehired during a subsequent year, salary placement will move up one level, provided a salary increase was authorized by the Board of Education and included on the current salary schedule. If the employee applies and qualifies for a salary change between the times of the RIF and rehiring during a subsequent year, salary placement will be on the higher level provided a salary increase was authorized by the Board and included on the current salary schedule.
3. A licensed employee who is rehired following termination through the RIF process, shall have accrued sick leave and other leave benefits reinstated at the level existing at the time of the RIF, provided the benefit was authorized by the Board for the current academic year.

History of revisions: 9/13/11

**JORDAN SCHOOL DISTRICT**

Statement of

**P O L I C Y**

Number - DP373

Effective - 3/21/06

Revision - 7/22/14

Reviewed - 7/25/17

Page 1 of 8

---

 SUBJECT: DISTRICT POST-RETIREMENT BENEFITS
 

---

**This policy only applies to employees who were hired before July 1, 2006, and who retire from the District and the Utah Retirement Systems after June 30, 2006.**

**I. Board Directive**

It is the intent of the Board to:

- A. Implement procedures for terminating District post-retirement benefits to employees.
- B. Comply with the Age Discrimination in Employment Amendments of 1986 (P.L. No. 99-592). An employee's age shall not be a factor in determining separation from employment.
- C. Eliminate policies DP319 NEG, Retirement—Licensed; DP319B NEG, Retirement—Classified; DP320, Early Retirement Incentive for Administrators (Voluntary) and DP321 NEG, Early Retirement Incentive—Licensed (Voluntary) for any employee retiring after the start of their 2006-07 contract or any employee hired after July 1, 2006. If the employee retired with the District and the Utah Retirement Systems before the 2006-07 contract year, the following policies apply: DP319 NEG, DP319B NEG, DP320 and DP321 NEG.
- D. Provide a frozen benefit for employees hired prior to July 1, 2006.
- E. Allow all regular full-time employees participating to purchase years of service as allowed by Utah Retirement System.

**II. Administrative Policy****A. Eligibility**

This policy pertains to eligible employees who meet all of the following criteria:

1. Hired before July 1, 2006.
2. Was an active employee at the end of the 2005-06 contract year. Those on official leaves of absence or sabbatical leaves are considered active employees (however, for this policy, to determine the amount used and eligibility, refer to the previous year paid). Those on disability or personal leaves are not considered active employees since their employment was terminated at the time of their leave.
3. Retires from the District and under the provisions of the Utah State Retirement Systems, at the same time, after the beginning of the 2006-07 contract year.

**B. Notification of Intent to Retire**

1. An employee must give notice of intent to retire in writing at least 30 days (60 days for Administration) before the effective retirement date to the Human Resources Department to facilitate an appropriate time to hire a replacement for the position being vacated. Failure to do so will result in a \$500 penalty and a letter of unprofessional conduct placed in the employee's personnel file.
2. The Director of Payroll, or his/her designee, shall provide assistance to retiring District employees with their District retirement benefits. Application for State retirement benefits should be coordinated through the Utah Retirement Systems.

**C. Scaling Down of Benefit Calculation**

Under each of the following cash payments (Sick and Personal Leave Bonus, \$75 per Year Service Credit, Cash in Lieu of Insurance, and Early Retirement Incentive) the calculated amount will be multiplied by the following factor. Those with 25 or more full-time equivalent contract years as of the end of the 2005-06 contract year will receive 100 percent of the calculated amount and those with less than 25 years have a 3.06 percent reduction for each year under 25 years as follows:

**JORDAN SCHOOL DISTRICT**

Statement of

**P O L I C Y**

Number - DP373

Effective - 3/21/06

Revision - 7/22/14

Reviewed - 7/25/17

Page 2 of 8

---

 SUBJECT: DISTRICT POST-RETIREMENT BENEFITS
 

---

Full-Time Equivalent Contract Years in Jordan School District at the End of the 2005-06 Contract Year	Multiplication or	F <sub>2</sub>
25+	1.0000	
25	1.0000	
24	0.9694	
23	0.9388	
22	0.9082	
21	0.8776	
20	0.8470	
19	0.8164	
18	0.7858	
17	0.7552	
16	0.7246	
15	0.6940	
14	0.6634	
13	0.6328	
12	0.6022	
11	0.5716	
10	0.5410	
9	0.5104	
8	0.4798	
7	0.4492	
6	0.4186	
5	0.3880	
4	0.3574	
3	0.3268	
2	0.2962	
1	0.2656	

**D. Benefits**

The first three of the following benefits are applicable to all three employee groups (Licensed, Classified, and Administrative). The fourth benefit, Retirement Incentive, is only applicable to Administrative and Licensed employees.

1. Sick and Personal Leave Bonus:

**JORDAN SCHOOL DISTRICT**

Statement of

**P O L I C Y**

Number - DP373  
 Effective - 3/21/06  
 Revision - 7/22/14  
 Reviewed - 7/25/17  
 Page 3 of 8

---

**SUBJECT: DISTRICT POST-RETIREMENT BENEFITS**


---

Eligible employees will be paid for unused sick, personal leave days, and alternative leave days up to the end of their 2005-06 contract. This will be paid at the time of retirement based on 30 percent for Classified and 25 percent for Licensed and Administrative employees' 2005-06 lane and step (daily rate).

- a. Daily rate at the end of the 2005-06 contract year is used for figuring the value of unused sick leave (Licensed use the standard 184-day contract - C salary schedule).
- b. Total eligible days will be computed at the rate of one (1) day per basic contract month from the date of continuous employment in the District up to the end of the 2005-06 contract. For example, nine (9) days per year for nine-month employees, 11 days per year for 11-month employees, and 12 days per year for 12-month employees.
- c. Sick days used, including sick bank days and family health days used, from the date of continuous employment in the District up to the end of the 2005-06 contract will be subtracted from the total possible accumulation. Emergency days used between July 1, 1993, and July 1, 1997, are also subtracted from the total accumulation.
- d. The maximum benefit is 180 days for nine-month employees, 220 days for 11-month employees, and 240 days for 12-month employees.
- e. Additional days will be added to this maximum benefit at the rate of two (2) days for each year (up to the end of the 2005-06 contract year) that no more than one (1) day of sick leave was used, including days deducted for sick leave bank and family sick days.
- f. Additional days will be added to this maximum benefit for Alternative Leave Days and Personal Leave Days not used up to the end of the 2005-06 contract year.
- g. At the time of retirement, if an employee has fewer days available than were accrued at the end of the 2005-06 contract, then the incentive amount will be reduced to reflect the lower number of days.

Example 1: An employee has his/her days figured according to the above outlined formula (A. through F.) and has 106 total days allowed for the sick leave payout at the end of the 2005-06 school year. In the 2006-07 school year if the employee accrued 15 new sick leave days and used 25 sick leave days and then retired at the end of the school year, the employee total days allowed of 106 would be reduced to 96 days for the retirement payout.

Example 2: An employee has reached the maximum days allowed for his/her contract and does not show any new accrued days. At the time of retirement a calculation will be done to show what days would have accrued if the employee had not reached the maximum allowed. These examples show an employee whose maximum days allowed is 180 and works until the 2013-14 school year before retiring:

Employee A: Would have earned 15 days per year during eight additional years of employment equaling 120 days and during the eight-year period used 50 days. There is no change from the retirement sick leave calculated at the end of 2005-06.

Employee B: Accrued 15 days during the eight more years of employment equaling 120 but his/her usage during the eight-year period amounted to 150 days. His/her calculated sick leave retirement benefit would be reduced by 30 days.

- h. Employees will continue to accrue leave days beyond the 2005-06 contract.
- i. Retirees with 25 years of service with the Utah State Retirement Systems have the option of authorizing the District to use the sick and personal leave bonus and the \$75 per year service award to purchase additional service credit for the employee through the State Retirement System. Compensation used to purchase service credit is not reported as income to the employee.

**JORDAN SCHOOL DISTRICT**

Statement of

**P O L I C Y**

Number - DP373

Effective - 3/21/06

Revision - 7/22/14

Reviewed - 7/25/17

Page 4 of 8

---

**SUBJECT: DISTRICT POST-RETIREMENT BENEFITS**

---

- j. The above calculated dollar amount will be multiplied by the applicable factor in item C.

Note: This formula for retirement benefit has no relationship to the amount of available eligible sick leave days shown on the Time and Attendance Report or on the employee's check stub.

2. \$75 per Year Service Award:

At the time of retirement, a one-time payment will be made of \$75 for each year of service in Jordan School District up to the end of the 2005-06 contract year. This dollar amount will be multiplied by the applicable factor in item C. (For example, 24.68 years multiplied by \$75 equals \$1,851 multiplied by the applicable yearly factor (0.9694) equals a one-time payment of \$1,794.)

3. Cash in Lieu of Health and Life Insurance Benefits for Retirees

a. Health and Life Insurance

- (1) Employees working fewer than four hours per day (at the end of the 2005-06 contract year) are not eligible for this retiree insurance benefit.
- (2) This benefit shall be calculated using contracted full-time equivalent years of service in Jordan School District. Years of service will be calculated on full-time equivalents; e.g. two years of half-time service equal one year of full-time service, up to the end of the 2005-06 contract year.
- (3) The amount paid to the retiree shall be based on the 2005-06 District paid composite rate of insurance of \$7,560 per insurance year earned and the current District Medicare supplemental rate (not less than \$1,812 a year and not to exceed \$7,560 a year) per insurance year earned beyond the age of Medicare eligibility (in 2005-06, age 65). If the District does not have a Medicare supplemental rate, the rate to be used will be based on \$1,812 for 2006-07 and will increase five percent for each year thereafter (not to exceed \$7,560 a year) as follows:

2006-07	\$1,812	2022-23	\$3,955
2007-08	\$1,903	2023-24	\$4,153
2008-09	\$1,998	2024-25	\$4,361
2009-10	\$2,098	2025-26	\$4,579
2010-11	\$2,202	2026-27	\$4,808
2011-12	\$2,313	2027-28	\$5,048
2012-13	\$2,428	2028-29	\$5,301
2013-14	\$2,550	2029-30	\$5,566
2014-15	\$2,677	2030-31	\$5,844
2015-16	\$2,811	2031-32	\$6,136
2016-17	\$2,952	2032-33	\$6,443
2017-18	\$3,099	2033-34	\$6,765
2018-19	\$3,254	2034-35	\$7,103
2019-20	\$3,417	2035-36	\$7,458
2020-21	\$3,588	2036-37	\$7,560
2021-22	\$3,767		

**JORDAN SCHOOL DISTRICT**

Statement of

**P O L I C Y**

Number - DP373  
 Effective - 3/21/06  
 Revision - 7/22/14  
 Reviewed - 7/25/17  
 Page 5 of 8

---

**SUBJECT: DISTRICT POST-RETIREMENT BENEFITS**


---

For example, if the employee retires at age 63 and has 4.80 insurance years, the retiree would receive two years at \$7,560 a year and 2.80 years at the current supplemental rate, or the amount above if no District rate is available (no less than \$1,812 and not to exceed \$7,560) per year.

- (4) The number of insurance years to be paid shall be computed by multiplying the full-time equivalent years in the District by 0.2 and rounding to the nearest month. For example, 24.25 years in the District equals 4.85 years of insurance which rounds to 58 months.
- (5) The amount calculated above will be paid to the employee over the same period of time calculated in item (4) above in monthly installments as earnings (which is taxable). If, in the future, other payment options become legal (as determined by District legal counsel or the IRS) and appropriate (i.e. tax deferred, health savings account, flex plan) the District will allow such options.
- (6) Employees who complete their contract and retire effective at the end of their contract year shall be covered under their regular contract insurance plan to the end of the contract year. The cash in lieu of retiree insurance coverage shall commence with the next contract year and shall continue for the number of years indicated by item (4) above.
- (7) Should an employee retire before the end of the contract year, their employee health insurance coverage terminates on the last day of employment. The payments for the cash in lieu of insurance coverage begin the following month.
- (8) The above calculated dollar amount will be multiplied by the applicable factor in item C.

b. Insurance Lump-Sum Payout

The retiree may choose to receive the entire insurance benefit in one lump-sum payment. The lump-sum payment will be discounted by the prime interest rate (at the end of the previous quarter) plus two percent for each year to offset the District's loss of interest earnings. If this option is chosen, and the retiree returns to District employment during the calculated payout period, the employee is not eligible for District-paid insurance. The employee may at his/her option purchase health insurance at the retiree insurance rate (not the employee insurance rate).

Insurance monies received in a lump sum are taxable. These funds, once paid to the employee, may be used at the employee's discretion, including the purchase of retirement credit.

c. Insurance Benefits for Retirees Enrolled in COBRA

Upon retirement, the employee may elect to receive insurance benefits through COBRA. This is a federal law requiring employers to give former employees and their dependents the option to purchase insurance from the former employer at the rate of 102 percent of the premium cost for 18 months. For more information on COBRA coverage and how it affects the spouse or dependents of the employee, please contact the Insurance Department.

d. Retiree Purchase of Insurance

Beginning with the 2006-07 contract year, those employed at the end of the 2005-06 contract year, who later retire with the Utah State Retirement Systems and Jordan School District at the same time, will be able to purchase health insurance through Jordan School District using the following guidelines:

- (1) Retirees must have worked ten (10) full-time equivalent years in Jordan School District by the time they retire (including years before and after the 2005-06 contract year) to qualify for the retiree health insurance benefit.

**JORDAN SCHOOL DISTRICT**

Statement of

**P O L I C Y**

Number - DP373

Effective - 3/21/06

Revision - 7/22/14

Reviewed - 7/25/17

Page 6 of 8

---

**SUBJECT: DISTRICT POST-RETIREMENT BENEFITS**

---

- (2) Health insurance must be continuous from the date of retirement. Any lapse in coverage will cause forfeiture of the benefit.
  - (3) The retiree must remain on the health insurance plan for eligible dependents to enroll.
  - (4) The retiree must elect COBRA coverage at 102 percent of the yearly premium amount for the first 18 months after retirement.
  - (5) After COBRA coverage has ended, the health insurance premiums for retirees will be based upon 110 percent of the current yearly premium for the next six months.
  - (6) After the 110 percent six-month period has ended, the health insurance premiums for retirees will be based upon a percentage added to the yearly premium. The percentage added to the yearly District premium will be reassessed annually and be based on the average of the three prior years of actual retiree claims data.
  - (7) A retiree, or his/her dependents, are no longer eligible to purchase District insurance coverage upon the death of the retiree or when the retiree becomes Medicare eligible. (COBRA coverage will be offered to eligible dependents.)
  - (8) If the employee had dual coverage during employment (i.e. spouse working for the District as well), and the couple purchases couple coverage into retirement and the spouse dies, the retiree will have the option to purchase insurance as if he/she chose single coverage when he/she retired, unless the retiree took the insurance lump-sum payout.
  - (9) If the retiree returns to Jordan School District employment and works beyond earned months of the insurance payout and then terminates employment, the retiree will be given a COBRA offer for the continuation of insurance for up to 18 months. Beyond COBRA coverage, the retired employee will no longer be eligible to purchase further insurance coverage.
- e. All District insurance benefits, including the cash in lieu of insurance coverage, terminate at the time of the retiree's death.
  - f. If a retiree returns to Jordan School District/or Canyons District employment while still eligible for the cash in lieu of insurance payout, the retiree may choose District-provided health insurance or continue receiving the cash in lieu payment.
    - (1) The payout months will run concurrent with active months.
    - (2) The payout months will not be postponed or delayed while actively employed.
  - g. Future changes in federal or state law can change this benefit. It is not the intent for this policy to be given in addition to obligations mandated or provided by governing bodies in the future (e.g. state or national health plans). Under these circumstances the employee will no longer be eligible for this cash in lieu of insurance payment.
4. Retirement Incentive
    - a. Only licensed and administrative employees as of the end of the 2005-06 contract year, who later retire with the District under the provisions of the Utah Retirement Systems, are eligible for this benefit.
    - b. Employees working fewer than four hours per day (at the end of the 2005-06 contract year) are not eligible for this retiree benefit.
    - c. This benefit shall be calculated using contracted full-time equivalent years of service in Jordan School District. Years of service will be calculated on full-time equivalents (e.g. two (2) years of half-time service equal one (1) year of full-time service) up to the end of the 2005-06 contract year.

**JORDAN SCHOOL DISTRICT**

Statement of

**P O L I C Y**

Number - DP373

Effective - 3/21/06

Revision - 7/22/14

Reviewed - 7/25/17

Page 7 of 8

---

**SUBJECT: DISTRICT POST-RETIREMENT BENEFITS**


---

- d. For a period of time described below:
- (1) Licensed retirees will receive a percentage of the difference between Lane A, Step 1, of the 2005-06 Teachers Salary Schedule C (see attached schedule) and that lane and step which the employee was on at the end of the 2005-06 contract year. Retirees paid on any other salary schedule shall have their salary placement converted to the full-time equivalent lane and step on the C schedule to calculate this benefit.
  - (2) Administrative retirees will receive a percentage of the difference between Lane A, Step 1, of the 2005-06 Teachers Salary Schedule C (see attached schedule) and Lane G, Step 25 of the 2005-06 Teachers Salary Schedule C, plus 10 percent of the difference between the Administrator's 2005-06 salary and the amount on Lane G, Step 25, of the 2005-06 Teachers Salary Schedule C.
- e. The percentage referred to in item d. above shall be the lower of 58 percent or 1.93333 percent for each year in the District. For example, 24.25 years equals 46.88 percent.
- f. The above calculated amount will be multiplied by the applicable factor in item C.
- g. The amount calculated above is paid for four (4) years. Upon retirement, an employee has four options:
- (1) An employee retiring during the contract year will be paid monthly commencing the month following the actual retirement date. Employees retiring at the end of the contract year will receive a monthly entitlement commencing with the July 1 pay period.
  - (2) The retiree may authorize the District to purchase additional service credit for the employee through the State Retirement Systems as allowed by the Utah State Retirement Systems and Utah State law (See Senate Bill 34 passed by the State Legislature in 1995). The lump sum amount used to procure retirement credit shall be discounted by the prime interest rate (at the end of the previous quarter) plus two percent for each year to offset the District's loss of interest earnings.
  - (3) The retiree may receive the monthly benefit for the remainder of the current fiscal year (ending June 30) in a lump sum payment. The prime interest rate (at the end of the previous quarter) plus two percent will be imposed to offset the District's loss of interest earnings.
  - (4) The retiree may receive the entire retirement in one lump sum. The lump sum payment will be discounted by the prime interest rate (at the end of the previous quarter) plus two percent for each year to offset the District's loss of interest earnings.
- h. If the retiree should die at any point between actual retirement and the four-year entitlement, a one-time lump sum death benefit payment still due the retiree will be paid to the designated surviving beneficiary as listed at the time of retirement on District life insurance forms, unless a change in beneficiary status has been filed with the District. The lump sum payment will be discounted by the prime interest rate (at the end of the previous quarter) plus two percent for each year to offset the District's loss of interest earnings.

**E. Post Retirement**

If an employee has retired under the Utah State Retirement Act and desires to be rehired, he/she must meet the provisions of the current the Utah Code:

1. Retirees desiring to be rehired by the District must make application to Jordan School District.
2. Employees who have retired and are then rehired will not be placed on a step greater than:
  - a. Classified employees – Step 3 Lane B. (Effective July 1, 2013-Step 4 of the appropriate lane)
  - b. Licensed employees – See policy [DP309 NEG—Salary Guidelines](#)

**JORDAN SCHOOL DISTRICT**

Statement of

**P O L I C Y**

Number - DP373

Effective - 3/21/06

Revision - 7/22/14

Reviewed - 7/25/17

Page 8 of 8

---

SUBJECT: DISTRICT POST-RETIREMENT BENEFITS

---

c. Administrative employees – Step 5

This provision does not supersede policies DP307, Staff Selection, Promotion, and Salary Placement—Classified item II. D. 6.; and DP309 NEG, Salary Guidelines item II. F.

3. A person who retires and returns to work for Jordan School District or Canyons District while still eligible for the cash in lieu of insurance payout, the retiree may choose District-provided health insurance or continue receiving the cash in lieu payout.
4. Employees who have retired and are then rehired serve one year as a provisional employee and all policies regarding provisional status must be followed.

Revision history: 7/13/10

**JORDAN SCHOOL DISTRICT**

Statement of

**P O L I C Y**

Number - DP373

Effective - 3/21/06

Revision - 7/22/14

Reviewed - 7/25/17

Page 9 of 8

---

**SUBJECT: DISTRICT POST-RETIREMENT BENEFITS**

---

**2005-06**  
**JORDAN SCHOOL DISTRICT**  
**TEACHERS SALARY SCHEDULE C**

Hours Represented on the Lanes are Hours Earned Beyond and After  
Bachelor's Degree and Original Teaching License

BACHELOR'S PLUS 90 QTR/60 SEM = LANE D + \$500 - DOCTORATE = LANE G + \$1,200 - NATIONAL BOARD CERT +\$1000

Step	Bachelor's Degree	Graduate and/or Approved Credit Earned After Bachelor's Degree			Master's Degree	Graduate Hours and/or Credit Earned After Master's
	Lane A	Lane B	Lane C	Lane D	Lane E	Lane G
	Bachelor's Degree	B + 30 quarter or 20 semester	B + 45 quarter or 30 semester	B + 60 quarter or 40 semester	Master's Degree	M + 45 quarter or 30 semester
1	\$26,382	\$26,968	\$27,311	\$27,778	\$29,187	\$30,501
2	\$26,382	\$26,968	\$27,311	\$27,778	\$29,187	\$30,501
3	\$26,382	\$26,968	\$27,311	\$27,778	\$29,187	\$30,501
4	\$27,614	\$28,211	\$28,574	\$29,031	\$30,468	\$31,847
5	\$28,907	\$29,512	\$29,890	\$30,344	\$31,808	\$33,246
6	\$30,258	\$30,874	\$31,270	\$31,716	\$33,209	\$34,709
7	\$31,676	\$32,300	\$32,708	\$33,151	\$34,671	\$36,234
8	\$33,161	\$33,785	\$34,218	\$34,649	\$36,198	\$37,828
9	\$34,714	\$35,342	\$35,797	\$36,210	\$37,786	\$39,494
10	\$36,816	\$36,974	\$37,446	\$37,849	\$39,453	\$41,232
11	\$37,001	\$39,187	\$39,688	\$40,068	\$41,347	\$43,046
12	\$37,001	\$39,383	\$41,513	\$41,911	\$42,998	\$44,937
13	\$37,001	\$39,383	\$41,721	\$43,784	\$44,886	\$46,914
14	\$37,001	\$39,383	\$41,721	\$44,004	\$47,481	\$49,621
15	\$37,001	\$39,383	\$41,721	\$44,004	\$47,718	\$49,870
16	\$37,001	\$39,383	\$41,721	\$44,004	\$47,718	\$49,870
17	\$37,741	\$40,171	\$42,555	\$44,881	\$48,675	\$50,867
18	\$37,741	\$40,171	\$42,555	\$44,881	\$48,675	\$50,867
19	\$37,741	\$40,171	\$42,555	\$44,881	\$48,675	\$50,867
20	\$37,741	\$40,171	\$42,555	\$44,881	\$48,675	\$50,867
21	\$38,011	\$40,457	\$42,859	\$45,202	\$49,022	\$51,229
22	\$38,011	\$40,457	\$42,859	\$45,202	\$49,022	\$51,229
23	\$38,011	\$40,457	\$42,859	\$45,202	\$49,022	\$51,229
24	\$38,011	\$40,457	\$42,859	\$45,202	\$49,022	\$51,229
25	\$38,678	\$41,155	\$43,587	\$45,958	\$49,824	\$52,060

Revision history: 7/13/10

**JORDAN SCHOOL DISTRICT**

Statement of

**P O L I C Y**

Number - AA421

Effective - 10/28/75

Revision - 3/31/15

Reviewed - 7/25/17

Page - 1 of 3

---

 SUBJECT: LOCAL PROFESSIONAL IMPROVEMENT COMMITTEE
 

---

**I. Board Directive**

The Board recognizes the value of a competent, professionally trained teaching staff and authorizes establishment of a Local Professional Improvement Committee (LPIC) to encourage, guide, and reward the professional development of licensed staff members.

**II. Administrative Policy**

The Administration shall administer this policy in accordance with the following administrative policy provisions:

**A. Membership**

1. The Jordan School District LPIC shall consist of the following members:
  - a. Administrator of Curriculum and Staff Development
  - b. Three principals (one elementary, one middle school, and one high school)
  - c. Three teachers (one elementary, one middle school, and one high school)
2. The Administrator of Curriculum and Staff Development shall act as chairperson. The chairperson shall vote only in the case of a tie.
3. The three principals shall be nominated by the Area Administrators of Schools and will serve two-year terms. The elementary and high school terms expire on the odd year, and middle school terms expire on the even year.
4. The three teachers shall be nominated by the licensed employee agent group and approved by the Superintendent. Teachers will serve two-year terms. The middle school terms expire on the odd year, and the elementary and high school terms expire on the even year.

**B. Schedule of Meetings**

LPIC meetings shall be held as needed on the first Wednesday of the month.

**C. Functional Responsibilities**

1. The LPIC shall review all school and individual in-service requests for credit and make recommendations regarding approval. Upon LPIC approval, the Administrator of Curriculum and Staff Development shall sign the in-service requests. The Administrator of Curriculum and Staff Development and Curriculum consultants will review and approve District in-service requests.
  - a. Any District educator may submit to the Staff Development Office a request to teach a specific in-service course. The Staff Development Office will then arrange for the class according to District policy.
  - b. Any District educator or principal may submit to the Staff Development Office a request for in-service training. The Staff Development Office will then arrange for the class according to District policy.
  - c. Before a District, school or individual course is approved, the instructor(s) must have a resume on file with the Staff Development Office as well as a course syllabus, a student evaluation plan, and a statement of the desired academic outcome. Any in-service class for salary change credit must be approved before the class begins.
  - d. Any in-service for credit must carry an approval signature of a Curriculum administrator.

**JORDAN SCHOOL DISTRICT**

Statement of

**P O L I C Y**

Number - AA421

Effective - 10/28/75

Revision - 3/31/15

Reviewed - 7/25/17

Page - 2 of 3

---

 SUBJECT: LOCAL PROFESSIONAL IMPROVEMENT COMMITTEE
 

---

- e. Salary change credit for current employees will be granted from an accredited institution, the Utah State Board of Education (USBE) approved credit on CACTUS, District approved credit and LPIC approved in-service credit. Credit will be granted for courses taught by other agencies as long as the courses are submitted to and approved by the LPIC before the course begins and the course meets all other policy requirements.
  - f. Only requests received by the 25th of each month will be assured consideration at the next LPIC meeting.
  - g. The following criteria will be used for in-service evaluation:
    - i. The request meets an established District need.
    - ii. Fourteen (14) clock hours (60-minute sessions) of classroom instruction are required for each one (1) semester hour of credit. Clock hours are considered as direct instruction. Lab activities, homework, or time for meals cannot be counted.
    - iii. With the exception of LPIC approved School and Individual Professional Development used to take approved classes, all in-service credit awarded must be earned after contract hours.
  - h. Clarification of salary change credit:
    - i. Credit for salary changes for current employees will be granted from an accredited institution, USBE approved credit on CACTUS, District approved credit, and LPIC approved in-service credit.
    - ii. Credit for salary changes for teachers receiving licensure through an alternative pathway will be granted only following completion of their ARL (Alternate Route to Licensure), ATP (Alternate Teaching Preparation), APT (Academic Pathway to Teaching), or LOA (Letter of Authorization) program. Salary lane changes will be awarded as noted in h.i.
    - iii. In-service training where teachers receive payment may be counted for salary change and may count toward state recertification. Payment will be considered as an hourly payment or honorarium for attendance. Payment will be based on the current hourly in-service rate. An honorarium will be considered a payment fee, not a reimbursement for expenses.
    - iv. Payments given to in-service instructors will be based on the current hourly in-service rate, plus the same rate for an agreed upon number of preparation hours not to exceed the total number of hours of instruction.
    - v. In-service classes held on contract time may carry salary change credit.
    - vi. University credit will be accepted on a semester-hour basis.
    - vii. Jordan District contract employees must submit application forms and pay a registration fee based on the number of credit hours for which they register.
    - viii. Salary change credit will be processed in the Human Resources Department in accordance with policy [DP309—Salary Guidelines](#), which details educator responsibilities.
2. The LPIC shall screen all applications for sabbatical leave according to policy [DP333 NEG—Sabbatical Leave](#), and make recommendations to the Superintendent for approval.
- a. The number of applicants approved for sabbatical leave is determined by the Board. All applications must be approved by the Board before being granted.

**JORDAN SCHOOL DISTRICT**

Statement of

**P O L I C Y**

Number - AA421

Effective - 10/28/75

Revision - 3/31/15

Reviewed - 7/25/17

Page - 3 of 3

---

 SUBJECT: LOCAL PROFESSIONAL IMPROVEMENT COMMITTEE
 

---

- b. When a sabbatical leave is successfully completed, a copy of the educational program and a transcript of credit and a report will be submitted to the LPIC for review. The LPIC will notify the Superintendent of successful completion or failure to comply.
  - c. Personnel on sabbatical leave must submit a progress report to the LPIC by February 15 of the year the leave is granted. The report is to include the date the employee intends to return to full-time status. Following review by the LPIC, the report will be forwarded to Human Resources.
  - d. An employee returning from a one (1) year sabbatical leave will be placed in the same school and position as was held at the time the leave was granted, unless he or she requests otherwise. His/her replacement will be hired on a temporary basis and will be so advised upon hiring.
3. The LPIC shall screen all applications for educational leave according to policy [DP332 NEG—Educational Leave](#), and make recommendations to the Superintendent for approval.
  - a. The number of applicants approved for educational leave is determined by the Board.
  - b. Personnel on educational leave must submit a progress report to the LPIC by February 15 of the year the leave is granted. The report is to include the date the employee intends to return to full-time status and/or a request for a one-year extension if needed. Following review by the LPIC, the report will be forwarded to Human Resources.
  - c. When an educational leave is successfully completed, a copy of the outline of studies and a transcript of credit and a report will be submitted to the LPIC and the Superintendent for review.
4. The LPIC shall screen all applicants for short-term, less than four-week paid educational leaves associated with Fulbright scholarships and exchanges.
5. The LPIC will function to assist District educators with certification and endorsement needs in accordance with the standards and guidelines of the Utah State Board of Education.

Revision history: 7/10/07, 9/8/09

Review history: 12/10/13

Jordan School District  
**FINANCIAL REPORT - JUNE 2017**

Summary of Funds and Functions

<u>Fund #</u>	<u>Name</u>	<u>Examples of Activity</u>
10	General Fund (aka Maintenance and Operations)	K-12 instruction, support services offices
23	Non K-12 Fund	Pre-school, Adult Education, Community Education, coaches/advisor stipends
31	Debt Service Fund	General Obligation Bonds repayment
32	Capital Projects Fund (aka Capital Outlay)	Major construction and maintenance projects; land, bus, and equipment purchases
51	Nutrition Services Fund (aka School Lunch)	School breakfast and lunch sales and all associated costs
60	Health and Accident Self-Insurance Fund	Health, life, disability, and industrial insurance premiums and claims
75	Jordan Education Foundation Fund	Donations earmarked for Foundation

Expenditure

<u>Function #</u>	<u>Name</u>	<u>Examples of Activity</u>
1000	Instruction	Student classroom costs; teachers, substitutes, textbooks, supplies, etc.
2100	Support Services - Students	Nurses, psychologists, counselors, Guidance, Planning and Student Services
2200	Support Services - Instructional Staff	Curriculum, teacher professional development, media centers, testing
2300	Support Services - District Administration	Board of Education, superintendent, area administrators of schools
2400	Support Services - School Administration	Principals, assistant principals, office staff, registrars, school postage
2500	Support Services - Business	Business administrator, Accounting, Payroll, Purchasing
2600	Support Services - Operations and Maintenance	Utilities, Custodial, Maintenance, Central Warehouse, property management
2700	Support Services - Transportation	Student transportation to and from school, field trips
2800	Support Services - Other Central	Human Resources, Information Systems, Communications, Insurance Services
3100	Food Services	Nutrition Services
3300	Community Services	Pre-School, Adult Education, Community Education, coaches/advisor stipends, Foundation
4000	Facilities Acquisition and Construction	Major construction and maintenance projects; land, bus, and equipment purchases
5100	Debt Services	Repayment of bonds
8000	Foundation Donations	Donations earmarked for Foundation

Description	2016-17 Revised Budget	Encumbered Amount	June 2016-17 Monthly Activity	2016-17 FYTD Activity	Unencumbered Balance	Percent Remaining
10 MAINTENANCE & OPERATIONS						
1000 LOCAL REVENUE						
AD VALOREM TAXES	68,603,503.00	0.00	358,545.58	63,835,516.44	4,767,986.56	6.95%
AD VALOREM TAXES	3,612,097.00	0.00	647,827.40	9,315,603.07	-5,703,506.07	-157.90%
TUITIONS	1,881,760.00	0.00	1,430,650.97	2,156,381.59	-274,621.59	-14.59%
INVESTMENT EARNINGS	1,390,000.00	0.00	366,040.35	3,378,430.37	-1,988,430.37	-143.05%
OTHER LOCAL REVENUE	5,240,832.31	0.00	706,578.56	4,675,266.76	565,565.55	10.79%
LOCAL REVENUE	80,728,192.31	0.00	3,509,642.86	83,361,198.23	-2,633,005.92	-3.26%
3000 STATE REVENUE						
STATE REVENUE	139,260,071.45	0.00	9,794,460.10	140,367,616.47	-1,107,545.02	-0.80%
RESTRICTED GRANT OPTIONAL	34,369,382.86	0.00	2,525,014.34	47,850,492.77	-13,481,109.91	-39.22%
RESTRICTED GRANT VOC & OTHER	14,076,923.76	0.00	1,017,749.68	13,705,508.42	371,415.34	2.64%
RESTRICTED GRANT BASIC PROG	7,064,343.68	0.00	590,263.43	7,083,189.31	-18,845.63	-0.27%
RESTRICTED GRANT SPEC PURPOSE	14,949,694.41	0.00	1,079,268.10	19,172,885.15	-4,223,190.74	-28.25%
SCHOOL BLDG FOUNDATION AID	2,165,035.51	0.00	36,255.33	1,168,041.87	996,993.64	46.05%
MISCELLANEOUS STATE PROGRAMS	766,187.57	0.00	30,148.35	686,788.42	79,399.15	10.36%
SUPPLEMENTAL APPROPRIATIONS	17,874,774.03	0.00	1,319,864.32	17,896,489.94	-21,715.91	-0.12%
MISCELLANEOUS STATE REVENUE	13,000.00	0.00	4,770.03	32,075.02	-19,075.02	-146.73%
STATE REVENUE	230,539,413.27	0.00	16,397,793.68	247,963,087.37	-17,423,674.10	-7.56%
4000 FEDERAL REVENUE						
UNRESTRICTED GRANT THRU STATE	265,628.00	0.00	76,793.34	235,293.34	30,334.66	11.42%
RESTRICTED GRANT DIRECT	20,799.00	0.00	-60,734.00	0.00	20,799.00	100.00%
RESTRICTED GRANT THRU STATE	11,597,240.46	0.00	887,630.48	7,799,512.91	3,797,727.55	32.75%
FEDERAL REVENUE OTHER AGENCIES	22,873.81	0.00	22,873.81	27,163.94	-4,290.13	-18.76%
FEDERAL NCLB	6,970,927.00	0.00	612,964.00	3,223,223.00	3,747,704.00	53.76%
FEDERAL NCLB	97,080.00	0.00	0.00	-1.00	97,081.00	100.00%
FEDERAL REVENUE	18,974,548.27	0.00	1,539,527.63	11,285,192.19	7,689,356.08	40.52%
5000 OTHER LOCAL SOURCES						
TRANSFER IN FROM OTHER FUNDS	-174,137.98	0.00	0.00	0.00	-174,137.98	100.00%
OTHER LOCAL SOURCES	-174,137.98	0.00	0.00	0.00	-174,137.98	100.00%
MAINTENANCE & OPERATIONS	330,068,015.87	0.00	21,446,964.17	342,609,477.79	-12,541,461.92	-3.80%

Description	2016-17 Revised Budget	Encumbered Amount	June 2016-17 Monthly Activity	2016-17 FYTD Activity	Unencumbered Balance	Percent Remaining
21 STUDENT ACTIVITIES FUND						
1000 LOCAL REVENUE						
INVESTMENT EARNINGS	60,000.00	0.00	0.00	222.44	59,777.56	99.63%
FOUNDATION	200,000.00	0.00	2,943.17	35,969.80	164,030.20	82.02%
	3,750,000.00	0.00	1,855.97	21,568.23	3,728,431.77	99.42%
OTHER LOCAL REVENUE	3,990,000.00	0.00	89,619.12	1,740,680.97	2,249,319.03	56.37%
LOCAL REVENUE	8,000,000.00	0.00	94,418.26	1,798,441.44	6,201,558.56	77.52%
STUDENT ACTIVITIES FUND	8,000,000.00	0.00	94,418.26	1,798,441.44	6,201,558.56	77.52%
=====	=====	=====	=====	=====	=====	=====
23 NON K-12						
1000 LOCAL REVENUE						
AD VALOREM TAXES	1,329,196.00	0.00	6,248.58	1,190,181.57	139,014.43	10.46%
AD VALOREM TAXES	67,604.00	0.00	12,124.66	174,349.74	-106,745.74	-157.90%
TUITIONS	30,000.00	0.00	3,657.07	34,000.83	-4,000.83	-13.34%
INVESTMENT EARNINGS	30,000.00	0.00	8.92	944.32	29,055.68	96.85%
OTHER LOCAL REVENUE	826,935.00	0.00	64,303.25	541,571.02	285,363.98	34.51%
LOCAL REVENUE	2,283,735.00	0.00	86,342.48	1,941,047.48	342,687.52	15.01%
3000 STATE REVENUE						
RESTRICTED GRANT OPTIONAL	3,956,371.10	0.00	245,725.20	4,503,813.06	-547,441.96	-13.84%
RESTRICTED GRANT VOC & OTHER	482,089.43	0.00	-94,238.35	354,483.58	127,605.85	26.47%
UNRESTRICTED GRANT BASIC PROG	40,000.00	0.00	0.00	22,800.00	17,200.00	43.00%
STATE REVENUE	4,478,460.53	0.00	151,486.85	4,881,096.64	-402,636.11	-8.99%
4000 FEDERAL REVENUE						
RESTRICTED GRANT DIRECT	342,141.00	0.00	391,833.00	391,833.00	-49,692.00	-14.52%
RESTRICTED GRANT THRU STATE	3,674,010.26	0.00	493,041.14	3,206,010.66	467,999.60	12.74%
FEDERAL REVENUE OTHER AGENCIES	100,000.00	0.00	60,181.45	88,426.44	11,573.56	11.57%
FEDERAL REVENUE	4,116,151.26	0.00	945,055.59	3,686,270.10	429,881.16	10.44%
NON K-12	10,878,346.79	0.00	1,182,884.92	10,508,414.22	369,932.57	3.40%
=====	=====	=====	=====	=====	=====	=====
26 Tax Increment						
1000 LOCAL REVENUE						
AD VALOREM TAXES	12,500,000.00	0.00	0.00	0.00	12,500,000.00	100.00%
LOCAL REVENUE	12,500,000.00	0.00	0.00	0.00	12,500,000.00	100.00%

Description	2016-17 Revised Budget	Encumbered Amount	June 2016-17 Monthly Activity	2016-17 FYTD Activity	Unencumbered Balance	Percent Remaining
26 0000						
Tax Increment						
	12,500,000.00	0.00	0.00	0.00	12,500,000.00	100.00%
31 1000						
DEBT SERVICE LOCAL REVENUE						
AD VALOREM TAXES	14,122,712.00	0.00	86,850.09	12,847,487.81	1,275,224.19	9.03%
AD VALOREM TAXES	718,288.00	0.00	128,824.52	1,852,465.91	-1,134,177.91	-157.90%
INVESTMENT EARNINGS	50,000.00	0.00	99.19	11,153.29	38,846.71	77.69%
LOCAL REVENUE	14,891,000.00	0.00	215,773.80	14,711,107.01	179,892.99	1.21%
DEBT SERVICE	14,891,000.00	0.00	215,773.80	14,711,107.01	179,892.99	1.21%
32 1000						
CAPITAL OUTLAY LOCAL REVENUE						
AD VALOREM TAXES	41,500,203.00	0.00	156,825.26	36,910,801.67	4,589,401.33	11.06%
AD VALOREM TAXES	2,086,321.00	0.00	273,141.68	3,927,712.00	-1,841,391.00	-88.26%
INVESTMENT EARNINGS	510,000.00	0.00	39,488.58	173,316.95	336,683.05	66.02%
LOCAL REVENUE	44,096,524.00	0.00	469,455.52	41,011,830.62	3,084,693.38	7.00%
3000						
STATE REVENUE						
SCHOOL BLDG FOUNDATION AID	93,741.00	0.00	7,811.68	93,741.00	0.00	0.00%
STATE REVENUE	93,741.00	0.00	7,811.68	93,741.00	0.00	0.00%
4000						
FEDERAL REVENUE						
FEDERAL REVENUE OTHER AGENCIES	412,144.00	0.00	206,961.30	413,922.60	-1,778.60	-0.43%
FEDERAL REVENUE	412,144.00	0.00	206,961.30	413,922.60	-1,778.60	-0.43%
5000						
OTHER LOCAL SOURCES						
BONDS	39,062,821.00	0.00	0.00	39,062,820.85	0.15	0.00%
SALE OF FIXED ASSETS	6,498,151.00	0.00	41,368.77	6,540,011.37	-41,860.37	-0.64%
OTHER LOCAL SOURCES	45,560,972.00	0.00	41,368.77	45,602,832.22	-41,860.22	-0.09%
CAPITAL OUTLAY	90,163,381.00	0.00	725,597.27	87,122,326.44	3,041,054.56	3.37%

Description	2016-17 Revised Budget	Encumbered Amount	June 2016-17 Monthly Activity	2016-17 FYTD Activity	Unencumbered Balance	Percent Remaining
32 CAPITAL OUTLAY 0000						
=====						
51 SCHOOL FOODS 1000 LOCAL REVENUE						
INVESTMENT EARNINGS	80,000.00	0.00	0.00	0.00	80,000.00	100.00%
FOOD SERVICES REVENUE	7,454,000.00	0.00	582,795.33	7,942,381.09	-488,381.09	-6.55%
OTHER LOCAL REVENUE	55,000.00	0.00	588.60	46,836.34	8,163.66	14.84%
LOCAL REVENUE	7,589,000.00	0.00	583,383.93	7,989,217.43	-400,217.43	-5.27%
=====						
3000 STATE REVENUE						
RESTRICTED GRANT VOC & OTHER	3,700,000.00	0.00	262,656.00	2,212,449.30	1,487,550.70	40.20%
STATE REVENUE	3,700,000.00	0.00	262,656.00	2,212,449.30	1,487,550.70	40.20%
=====						
4000 FEDERAL REVENUE						
RESTRICTED GRANT THRU STATE	8,583,867.21	0.00	812,695.44	6,900,839.92	1,683,027.29	19.61%
FEDERAL REVENUE	8,583,867.21	0.00	812,695.44	6,900,839.92	1,683,027.29	19.61%
=====						
SCHOOL FOODS	19,872,867.21	0.00	1,658,735.37	17,102,506.65	2,770,360.56	13.94%
=====						
60 HEALTH & ACCIDENT SELF INSURED 1000 LOCAL REVENUE						
INVESTMENT EARNINGS	170,000.00	0.00	0.00	0.00	170,000.00	100.00%
OTHER LOCAL REVENUE	37,745,000.00	0.00	6,507,817.65	36,993,315.72	751,684.28	1.99%
LOCAL REVENUE	37,915,000.00	0.00	6,507,817.65	36,993,315.72	921,684.28	2.43%
HEALTH & ACCIDENT SELF INSURED	37,915,000.00	0.00	6,507,817.65	36,993,315.72	921,684.28	2.43%
=====						
75 FOUNDATION 1000 LOCAL REVENUE						
OTHER LOCAL REVENUE	0.00	0.00	10,173.43	10,173.43	-10,173.43	0.00%
LOCAL REVENUE	0.00	0.00	10,173.43	10,173.43	-10,173.43	0.00%

Description	2016-17 Revised Budget	Encumbered Amount	June 2016-17 Monthly Activity	2016-17 FYTD Activity	Unencumbered Balance	Percent Remaining
75 FOUNDATION						
5000 OTHER LOCAL SOURCES						
TRANSFER IN FROM OTHER FUNDS	174,137.98	0.00	0.00	0.00	174,137.98	100.00%
OTHER LOCAL SOURCES	174,137.98	0.00	0.00	0.00	174,137.98	100.00%
8000 JORDAN DIST DASH						
JORDAN DIST DASH	750,000.00	0.00	7,295.25	269,038.32	480,961.68	64.13%
	0.00	0.00	130.00	237,950.17	-237,950.17	0.00%
AEROSPACE PROGRAM	0.00	0.00	95,705.42	515,853.04	-515,853.04	0.00%
FOUNDATION	0.00	0.00	500.00	112,472.35	-112,472.35	0.00%
	0.00	0.00	6,517.71	296,998.42	-296,998.42	0.00%
MUSIC PROGRAM	0.00	0.00	8,710.00	136,586.72	-136,586.72	0.00%
FOUNDATION	0.00	0.00	205.57	14,796.84	-14,796.84	0.00%
DOKAS CLASS RIVERSIDE ELEM	0.00	0.00	-161.12	16,139.57	-16,139.57	0.00%
LLOYDS CLASS MAJESTIC ELEM	0.00	0.00	200.00	23,022.39	-23,022.39	0.00%
SANDER'S CLASS JORDAN RIDGE EL	0.00	0.00	291.95	10,230.36	-10,230.36	0.00%
JORDAN DIST DASH	750,000.00	0.00	119,394.78	1,633,088.18	-883,088.18	-117.75%
9000						
	0.00	0.00	0.00	-2,266.05	2,266.05	0.00%
	0.00	0.00	0.00	-2,266.05	2,266.05	0.00%
FOUNDATION	924,137.98	0.00	129,568.21	1,640,995.56	-716,857.58	-77.57%
=====	=====	=====	=====	=====	=====	=====
Grand Revenue Totals	525,212,748.85	0.00	31,961,759.65	512,486,584.83	12,726,164.02	2.42%

Number of Accounts: 1245

\*\*\*\*\* End of report \*\*\*\*\*

Description	2016-17 Revised Budget	Encumbered Amount	June 2016-17 Monthly Activity	2016-17 FYTD Activity	Unencumbered Balance	Percent Remaining
10 MAINTENANCE & OPERATIONS						
1000 INSTRUCTION						
SALARIES	141,230,544.10	0.00	28,872,706.08	129,636,754.70	11,593,789.40	8.21%
EMPLOYEE BENEFITS	61,651,420.97	0.00	12,911,250.58	57,592,036.30	4,059,384.67	6.58%
CONTRACT SERVICES	2,934,859.18	0.00	303,999.01	3,198,643.30	-263,784.12	-8.99%
REPAIRS	124,480.31	0.00	1,591.19	42,520.01	81,960.30	65.84%
MISCELLANEOUS	1,252,689.58	0.00	443,665.15	726,404.61	526,284.97	42.01%
SUPPLIES	17,081,809.14	0.00	904,343.83	9,536,785.03	7,545,024.11	44.17%
EQUIPMENT	1,694,996.55	0.00	81,348.20	2,135,964.29	-440,967.74	-26.02%
OTHER OBJECTS	2,663,289.00	0.00	3,296.13	2,705,277.80	-41,988.80	-1.58%
<b>INSTRUCTION</b>	<b>228,634,088.83</b>	<b>0.00</b>	<b>43,522,200.17</b>	<b>205,574,386.04</b>	<b>23,059,702.79</b>	<b>10.09%</b>
2100 SUPPORT SERVICES STUDENTS						
SALARIES	9,079,993.59	0.00	1,837,961.35	8,554,813.44	525,180.15	5.78%
EMPLOYEE BENEFITS	3,138,636.42	0.00	766,410.06	3,352,224.70	-213,588.28	-6.81%
CONTRACT SERVICES	11,379.00	0.00	12,509.59	29,713.87	-18,334.87	-161.13%
REPAIRS	1,000.00	0.00	0.00	539.00	461.00	46.10%
MISCELLANEOUS	30,987.20	0.00	6,986.47	29,347.71	1,639.49	5.29%
SUPPLIES	39,749.99	0.00	1,277.67	24,138.93	15,611.06	39.27%
EQUIPMENT	750.00	0.00	0.00	0.00	750.00	100.00%
OTHER OBJECTS	6,500.00	0.00	169.50	4,720.00	1,780.00	27.38%
<b>SUPPORT SERVICES STUDENTS</b>	<b>12,308,996.20</b>	<b>0.00</b>	<b>2,625,314.64</b>	<b>11,995,497.65</b>	<b>313,498.55</b>	<b>2.55%</b>
2200 SUPPORT SERVICES INSTRCT STAFF						
SALARIES	12,873,211.73	0.00	1,158,879.66	8,566,283.60	4,306,928.13	33.46%
EMPLOYEE BENEFITS	4,030,411.20	0.00	448,442.58	3,149,662.27	880,748.93	21.85%
CONTRACT SERVICES	1,903,848.35	0.00	37,339.14	1,104,991.20	798,857.15	41.96%
REPAIRS	8,130.00	0.00	0.00	2,538.50	5,591.50	68.78%
MISCELLANEOUS	543,645.99	0.00	51,655.12	286,469.55	257,176.44	47.31%
SUPPLIES	1,190,532.59	0.00	82,861.04	965,350.57	225,182.02	18.91%
EQUIPMENT	1,229,321.17	0.00	-528.00	11,536.76	1,217,784.41	99.06%
OTHER OBJECTS	81,084.00	0.00	270.99	29,485.51	51,598.49	63.64%
<b>SUPPORT SERVICES INSTRCT STAFF</b>	<b>21,860,185.03</b>	<b>0.00</b>	<b>1,778,920.53</b>	<b>14,116,317.96</b>	<b>7,743,867.07</b>	<b>35.42%</b>
2300 SUPPORT SERVICES DIST GEN ADMN						
SALARIES	1,187,485.02	0.00	102,662.41	1,202,443.06	-14,958.04	-1.26%
EMPLOYEE BENEFITS	537,916.30	0.00	45,949.89	520,967.66	16,948.64	3.15%
CONTRACT SERVICES	395,710.00	0.00	17,759.43	306,313.05	89,396.95	22.59%
REPAIRS	750.00	0.00	0.00	0.00	750.00	100.00%
MISCELLANEOUS	127,880.00	0.00	3,250.34	56,083.94	71,796.06	56.14%
SUPPLIES	64,095.00	0.00	7,179.31	39,513.03	24,581.97	38.35%
OTHER OBJECTS	45,500.00	0.00	0.00	49,083.50	-3,583.50	-7.88%
<b>SUPPORT SERVICES DIST GEN ADMN</b>	<b>2,359,336.32</b>	<b>0.00</b>	<b>176,801.38</b>	<b>2,174,404.24</b>	<b>184,932.08</b>	<b>7.84%</b>

Description	2016-17 Revised Budget	Encumbered Amount	June 2016-17 Monthly Activity	2016-17 FYTD Activity	Unencumbered Balance	Percent Remaining
10						
2400						
MAINTENANCE & OPERATIONS						
SUPPORT SERVICES SCHOOL ADMIN						
SALARIES	15,683,405.60	0.00	1,458,780.87	15,422,118.37	261,287.23	1.67%
EMPLOYEE BENEFITS	6,728,675.96	0.00	589,494.45	6,161,934.48	566,741.48	8.42%
CONTRACT SERVICES	0.00	0.00	254.67	9,875.08	-9,875.08	0.00%
MISCELLANEOUS	572,124.12	0.00	43,186.10	266,860.79	305,263.33	53.36%
SUPPLIES	3,345.00	0.00	2,730.64	-33,344.02	36,689.02	1,096.83%
EQUIPMENT	9,450.00	0.00	0.00	17,211.17	-7,761.17	-82.13%
OTHER OBJECTS	0.00	0.00	0.00	1,264.82	-1,264.82	0.00%
SUPPORT SERVICES SCHOOL ADMIN	22,997,000.68	0.00	2,094,446.73	21,845,920.69	1,151,079.99	5.01%
2500						
SUPPORT SERVICES BUSINESS						
SALARIES	1,602,519.10	0.00	133,018.15	1,604,401.80	-1,882.70	-0.12%
EMPLOYEE BENEFITS	731,445.09	0.00	61,506.43	731,243.19	201.90	0.03%
CONTRACT SERVICES	5,505.00	0.00	377.99	7,634.25	-2,129.25	-38.68%
REPAIRS	300.00	0.00	0.00	0.00	300.00	100.00%
MISCELLANEOUS	1,058,609.00	0.00	3,045.79	967,289.86	91,319.14	8.63%
SUPPLIES	23,750.00	0.00	627.46	15,422.75	8,327.25	35.06%
EQUIPMENT	3,490.00	0.00	0.00	205.42	3,284.58	94.11%
OTHER OBJECTS	6,750.00	0.00	0.00	5,059.20	1,690.80	25.05%
SUPPORT SERVICES BUSINESS	3,432,368.19	0.00	198,575.82	3,331,256.47	101,111.72	2.95%
2600						
OPERATION/MAINT OF PLANT						
SALARIES	13,531,686.95	0.00	1,134,269.71	13,342,676.37	189,010.58	1.40%
EMPLOYEE BENEFITS	5,805,150.13	0.00	465,244.10	5,656,221.99	148,928.14	2.57%
CONTRACT SERVICES	191,372.00	0.00	9,119.73	151,600.39	39,771.61	20.78%
REPAIRS	959,254.00	0.00	115,999.27	867,803.76	91,450.24	9.53%
MISCELLANEOUS	169,975.00	0.00	10,329.15	114,501.91	55,473.09	32.64%
SUPPLIES	15,598,065.00	0.00	969,549.06	11,582,317.64	4,015,747.36	25.75%
EQUIPMENT	7,400.00	0.00	0.00	1,150.37	6,249.63	84.45%
OTHER OBJECTS	22,800.00	0.00	440.00	16,150.27	6,649.73	29.17%
OPERATION/MAINT OF PLANT	36,285,703.08	0.00	2,704,951.02	31,732,422.70	4,553,280.38	12.55%
2700						
STUDENT TRANSPORTATION SERVICE						
SALARIES	6,721,676.57	0.00	1,151,461.09	6,735,265.77	-13,589.20	-0.20%
EMPLOYEE BENEFITS	3,183,542.58	0.00	538,831.95	2,993,294.56	190,248.02	5.98%
CONTRACT SERVICES	107,700.00	0.00	5,280.58	100,172.67	7,527.33	6.99%
REPAIRS	22,000.00	0.00	9,017.22	57,282.04	-35,282.04	-160.37%
MISCELLANEOUS	102,490.00	0.00	2,104.18	85,835.59	16,654.41	16.25%
SUPPLIES	2,970,610.00	0.00	58,684.81	1,625,116.07	1,345,493.93	45.29%
EQUIPMENT	10,000.00	0.00	-634.05	33,212.63	-23,212.63	-232.13%
OTHER OBJECTS	7,000.00	0.00	0.00	5,396.50	1,603.50	22.91%
STUDENT TRANSPORTATION SERVICE	13,125,019.15	0.00	1,764,745.78	11,635,575.83	1,489,443.32	11.35%





Description	2016-17 Revised Budget	Encumbered Amount	June 2016-17 Monthly Activity	2016-17 FYTD Activity	Unencumbered Balance	Percent Remaining
32 CAPITAL OUTLAY						
1000 INSTRUCTION						
CONTRACT SERVICES	0.00	0.00	320.09	382.09	-382.09	0.00%
MISCELLANEOUS	0.00	0.00	0.00	-400,000.00	400,000.00	0.00%
SUPPLIES	518,000.00	0.00	32,176.34	42,697.65	475,302.35	91.76%
INSTRUCTION	518,000.00	0.00	32,496.43	-356,920.26	874,920.26	168.90%
2200 SUPPORT SERVICES INSTRCT STAFF						
SUPPLIES	130,000.00	0.00	0.00	12.80	129,987.20	99.99%
SUPPORT SERVICES INSTRCT STAFF	130,000.00	0.00	0.00	12.80	129,987.20	99.99%
2300 SUPPORT SERVICES DIST GEN ADMN						
MISCELLANEOUS	332,821.00	0.00	0.00	304,810.63	28,010.37	8.42%
SUPPORT SERVICES DIST GEN ADMN	332,821.00	0.00	0.00	304,810.63	28,010.37	8.42%
2400 SUPPORT SERVICES SCHOOL ADMIN						
MISCELLANEOUS	0.00	0.00	38.01	82.75	-82.75	0.00%
SUPPORT SERVICES SCHOOL ADMIN	0.00	0.00	38.01	82.75	-82.75	0.00%
2600 OPERATION/MAINT OF PLANT						
SALARIES	45,000.00	0.00	0.00	0.00	45,000.00	100.00%
CONTRACT SERVICES	5,000.00	0.00	0.00	1,111.00	3,889.00	77.78%
REPAIRS	10,000.00	0.00	1,280.84	12,445.08	-2,445.08	-24.45%
MISCELLANEOUS	16,400.00	0.00	389.08	10,942.28	5,457.72	33.28%
SUPPLIES	13,200.00	0.00	1,251.55	7,947.17	5,252.83	39.79%
OTHER OBJECTS	68,000.00	0.00	0.00	834.73	67,165.27	98.77%
OPERATION/MAINT OF PLANT	157,600.00	0.00	2,921.47	33,280.26	124,319.74	78.88%
4000 FACILITIES AQUISITION & CONSTR						
SALARIES	487,681.00	0.00	33,621.98	393,348.83	94,332.17	19.34%
EMPLOYEE BENEFITS	202,732.84	0.00	14,854.63	175,004.74	27,728.10	13.68%
FACILITIES AQUISITION & CONSTR	690,413.84	0.00	48,476.61	568,353.57	122,060.27	17.68%

Description	2016-17 Revised Budget	Encumbered Amount	June 2016-17 Monthly Activity	2016-17 FYTD Activity	Unencumbered Balance	Percent Remaining
32 CAPITAL OUTLAY						
4100 SITE ACQUISITION SERVICES						
CONTRACT SERVICES	37,000.00	0.00	800.00	16,941.00	20,059.00	54.21%
EQUIPMENT	31,368,151.00	0.00	0.00	29,632,498.56	1,735,652.44	5.53%
SITE ACQUISITION SERVICES	31,405,151.00	0.00	800.00	29,649,439.56	1,755,711.44	5.59%
4200 SITE IMPROVEMENT SERVICES						
EQUIPMENT	9,779,399.13	0.00	2,395,999.13	10,027,211.65	-247,812.52	-2.53%
SITE IMPROVEMENT SERVICES	9,779,399.13	0.00	2,395,999.13	10,027,211.65	-247,812.52	-2.53%
4300 ARCHITECTURAL & ENGINEERING						
EQUIPMENT	43,464,005.00	0.00	4,262,123.56	27,751,845.60	15,712,159.40	36.15%
ARCHITECTURAL & ENGINEERING	43,464,005.00	0.00	4,262,123.56	27,751,845.60	15,712,159.40	36.15%
4400 BUILDING REPAIRS & REMODELING						
EQUIPMENT	6,309,873.00	0.00	285,219.90	2,237,863.31	4,072,009.69	64.53%
BUILDING REPAIRS & REMODELING	6,309,873.00	0.00	285,219.90	2,237,863.31	4,072,009.69	64.53%
4500 BUILDING ACQUISITION/CONSTRUCT						
MISCELLANEOUS	10,000.00	0.00	0.00	10,000.00	0.00	0.00%
SUPPLIES	0.00	0.00	89,819.16	183,408.07	-183,408.07	0.00%
EQUIPMENT	5,220,949.03	0.00	63,043.80	1,109,955.94	4,110,993.09	78.74%
BUILDING ACQUISITION/CONSTRUCT	5,230,949.03	0.00	152,862.96	1,303,364.01	3,927,585.02	75.08%
4600 BUILDING IMPROVEMENT SERVICES						
SUPPLIES	0.00	0.00	56,400.76	194,874.57	-194,874.57	0.00%
EQUIPMENT	936,160.00	0.00	27,647.49	618,679.47	317,480.53	33.91%
BUILDING IMPROVEMENT SERVICES	936,160.00	0.00	84,048.25	813,554.04	122,605.96	13.10%
4700 DATA PROCESSING						
SUPPLIES	0.00	0.00	0.00	938,694.03	-938,694.03	0.00%
EQUIPMENT	3,967,576.00	0.00	23,396.28	1,432,371.30	2,535,204.70	63.90%
DATA PROCESSING	3,967,576.00	0.00	23,396.28	2,371,065.33	1,596,510.67	40.24%



Description	2016-17 Revised Budget	Encumbered Amount	June 2016-17 Monthly Activity	2016-17 FYTD Activity	Unencumbered Balance	Percent Remaining
60 HEALTH & ACCIDENT SELF INSURED						
2800 SUPPORT SERVICES CENTRAL						
EMPLOYEE BENEFITS	36,122,650.00	0.00	2,384,217.80	31,345,787.56	4,776,862.44	13.22%
CONTRACT SERVICES	1,450,600.00	0.00	127,951.66	1,380,571.86	70,028.14	4.83%
REPAIRS	100.00	0.00	0.00	0.00	100.00	100.00%
MISCELLANEOUS	2,800.00	0.00	135.13	1,531.75	1,268.25	45.29%
SUPPLIES	3,290.00	0.00	0.00	2,882.78	407.22	12.38%
OTHER OBJECTS	135,000.00	0.00	0.00	134,436.24	563.76	0.42%
SUPPORT SERVICES CENTRAL	37,714,440.00	0.00	2,512,304.59	32,865,210.19	4,849,229.81	12.86%
HEALTH & ACCIDENT SELF INSURED	37,714,440.00	0.00	2,512,304.59	32,865,210.19	4,849,229.81	12.86%
=====	=====	=====	=====	=====	=====	=====
75 FOUNDATION						
1400 INSTRUCTION						
SUPPLIES	171,000.00	0.00	0.00	0.00	171,000.00	100.00%
INSTRUCTION	171,000.00	0.00	0.00	0.00	171,000.00	100.00%
2200 SUPPORT SERVICES INSTRCT STAFF						
MISCELLANEOUS	16,000.00	0.00	0.00	0.00	16,000.00	100.00%
SUPPORT SERVICES INSTRCT STAFF	16,000.00	0.00	0.00	0.00	16,000.00	100.00%
3300 COMMUNITY SERVICES						
SALARIES	127,425.87	0.00	12,252.60	134,553.46	-7,127.59	-5.59%
EMPLOYEE BENEFITS	32,662.11	0.00	3,459.82	35,506.38	-2,844.27	-8.71%
CONTRACT SERVICES	1,500.00	0.00	0.00	2,248.18	-748.18	-49.88%
MISCELLANEOUS	5,680.00	0.00	180.52	2,464.35	3,215.65	56.61%
SUPPLIES	174,370.00	0.00	100.26	4,731.27	169,638.73	97.29%
OTHER OBJECTS	2,500.00	0.00	1,072.00	4,592.72	-2,092.72	-83.71%
COMMUNITY SERVICES	344,137.98	0.00	17,065.20	184,096.36	160,041.62	46.51%
6500 OTHER FOUNDATION PROGRAMS						
EQUIPMENT	94,000.00	0.00	0.00	0.00	94,000.00	100.00%
OTHER FOUNDATION PROGRAMS	94,000.00	0.00	0.00	0.00	94,000.00	100.00%

Description	2016-17 Revised Budget	Encumbered Amount	June 2016-17 Monthly Activity	2016-17 FYTD Activity	Unencumbered Balance	Percent Remaining
75 FOUNDATION						
8000 5K FUN RUN						
CONTRACT SERVICES	20,000.00	0.00	2,819.41	16,090.72	3,909.28	19.55%
MISCELLANEOUS	1,000.00	0.00	0.00	505.11	494.89	49.49%
SUPPLIES	0.00	0.00	2,617.26	19,860.64	-19,860.64	0.00%
OTHER OBJECTS	10,500.00	0.00	0.00	5,475.00	5,025.00	47.86%
5K FUN RUN	31,500.00	0.00	5,436.67	41,931.47	-10,431.47	-33.12%
8100 OTHER FOUNDATION PROGRAMS						
MISCELLANEOUS	1,000.00	0.00	30.00	30.00	970.00	97.00%
SUPPLIES	0.00	0.00	4,298.15	15,257.51	-15,257.51	0.00%
OTHER FOUNDATION PROGRAMS	1,000.00	0.00	4,328.15	15,287.51	-14,287.51	-1,428.75%
8200 AEROSPACE PROGRAM						
CONTRACT SERVICES	20,000.00	0.00	11,300.14	38,717.64	-18,717.64	-93.59%
REPAIRS	4,500.00	0.00	0.00	0.00	4,500.00	100.00%
MISCELLANEOUS	30,000.00	0.00	0.00	3,234.56	26,765.44	89.22%
SUPPLIES	25,000.00	0.00	29,909.66	278,193.60	-253,193.60	-1,012.77%
AEROSPACE PROGRAM	79,500.00	0.00	41,209.80	320,145.80	-240,645.80	-302.70%
8300 OTHER FOUNDATION PROGRAMS						
CONTRACT SERVICES	0.00	0.00	0.00	331.82	-331.82	0.00%
MISCELLANEOUS	0.00	0.00	0.00	3,822.67	-3,822.67	0.00%
SUPPLIES	0.00	0.00	5,388.29	30,926.70	-30,926.70	0.00%
EQUIPMENT	0.00	0.00	0.00	55.85	-55.85	0.00%
OTHER OBJECTS	0.00	0.00	600.00	1,800.00	-1,800.00	0.00%
OTHER FOUNDATION PROGRAMS	0.00	0.00	5,988.29	36,937.04	-36,937.04	0.00%
8400 OTHER FOUNDATION PROGRAMS						
CONTRACT SERVICES	0.00	0.00	200.00	2,453.46	-2,453.46	0.00%
MISCELLANEOUS	0.00	0.00	9,877.60	26,095.14	-26,095.14	0.00%
SUPPLIES	0.00	0.00	9,456.13	44,993.02	-44,993.02	0.00%
EQUIPMENT	0.00	0.00	0.00	2,165.81	-2,165.81	0.00%
OTHER OBJECTS	0.00	0.00	1,172.00	1,983.91	-1,983.91	0.00%
OTHER FOUNDATION PROGRAMS	0.00	0.00	20,705.73	77,691.34	-77,691.34	0.00%

Description	2016-17 Revised Budget	Encumbered Amount	June 2016-17 Monthly Activity	2016-17 FYTD Activity	Unencumbered Balance	Percent Remaining
75 FOUNDATION						
8500 MUSIC PROGRAM						
MISCELLANEOUS	0.00	0.00	260.12	13,375.56	-13,375.56	0.00%
SUPPLIES	0.00	0.00	1,401.18	25,076.38	-25,076.38	0.00%
EQUIPMENT	0.00	0.00	0.00	11,983.00	-11,983.00	0.00%
OTHER OBJECTS	0.00	0.00	0.00	385.00	-385.00	0.00%
MUSIC PROGRAM	0.00	0.00	1,661.30	50,819.94	-50,819.94	0.00%
8600 OTHER FOUNDATION PROGRAMS						
CONTRACT SERVICES	45,000.00	0.00	0.00	0.00	45,000.00	100.00%
MISCELLANEOUS	0.00	0.00	314.70	964.18	-964.18	0.00%
SUPPLIES	41,000.00	0.00	955.37	3,687.25	37,312.75	91.01%
EQUIPMENT	101,000.00	0.00	0.00	0.00	101,000.00	100.00%
OTHER FOUNDATION PROGRAMS	187,000.00	0.00	1,270.07	4,651.43	182,348.57	97.51%
8700 DOKAS CLASS RIVERSIDE ELEM						
MISCELLANEOUS	0.00	0.00	0.00	220.00	-220.00	0.00%
SUPPLIES	0.00	0.00	2,560.06	7,818.06	-7,818.06	0.00%
DOKAS CLASS RIVERSIDE ELEM	0.00	0.00	2,560.06	8,038.06	-8,038.06	0.00%
8800 LINDSAY'S CLASS RIVERSIDE ELEM						
MISCELLANEOUS	0.00	0.00	307.68	357.68	-357.68	0.00%
SUPPLIES	0.00	0.00	2,040.74	10,618.96	-10,618.96	0.00%
LINDSAY'S CLASS RIVERSIDE ELEM	0.00	0.00	2,348.42	10,976.64	-10,976.64	0.00%
8900 SANDER'S CLASS JORDAN RIDGE EL						
CONTRACT SERVICES	0.00	0.00	100.00	200.00	-200.00	0.00%
SUPPLIES	0.00	0.00	83.62	3,849.08	-3,849.08	0.00%
EQUIPMENT	0.00	0.00	214.46	214.46	-214.46	0.00%
SANDER'S CLASS JORDAN RIDGE EL	0.00	0.00	398.08	4,263.54	-4,263.54	0.00%
9900						
CONTRACT SERVICES	0.00	0.00	0.00	-500.00	500.00	0.00%
MISCELLANEOUS	0.00	0.00	0.00	-251.60	251.60	0.00%
SUPPLIES	0.00	0.00	0.00	-1,014.45	1,014.45	0.00%
OTHER OBJECTS	0.00	0.00	0.00	-500.00	500.00	0.00%
	0.00	0.00	0.00	-2,266.05	2,266.05	0.00%

Description	2016-17 Revised Budget	Encumbered Amount	June 2016-17 Monthly Activity	2016-17 FYTD Activity	Unencumbered Balance	Percent Remaining
75 FOUNDATION						
0000						
FOUNDATION	924,137.98	0.00	102,971.77	752,573.08	171,564.90	18.56%
Grand Expense Totals	562,073,786.01	0.00	82,081,858.04	463,245,968.33	98,827,817.68	17.58%

Number of Accounts: 25922

\*\*\*\*\* End of report \*\*\*\*\*

**JORDAN SCHOOL DISTRICT  
P O L I C Y**

Number - DP371  
Effective - 5/8/01  
Revision - 7/25/17  
Reviewed - 6/10/14  
Page - 1 of 3

---

SUBJECT: EMPLOYEE INFORMATION NETWORK ACCEPTABLE USE POLICY

---

**I. Board Directive**

The Board recognizes the need for a policy governing the use of the electronic information resources by employees as outlined in [Utah State Code §53A-3-422](#). Responsibility is delegated to the District Administration for implementing the policy according to established administrative policy provisions.

**II. Administrative Policy**

The Acceptable Use Policy shall be administered and implemented according to the terms and conditions outlined in the following administrative policy provisions:

**A. Scope**

This policy references the use of electronic information resources made available to employees by Jordan School District. These resources include, but are not limited to, voice mail, electronic mail, social media, the Internet, and other network files or accounts provided to employees.

**B. Terms and Conditions of This Policy****1. Acceptable Network Use**

- a. Employees will use the Internet and other electronic information resources in an appropriate manner, abiding by the rules and regulations described in this policy and in the [Social Media Guidelines](#).
- b. Employees who formally publish school or District related information on the Internet must have proper approvals from the principal/supervisor and abide by District publishing guidelines and procedures (as per [D212—District and School Web Sites](#)) and in the [Social Media Guidelines](#).
- c. Employees are expected to abide by generally accepted rules of network etiquette. These rules include, but are not limited to, being polite, never sending or encouraging others to send abusive messages, and using inappropriate language.

**2. Unacceptable Network Use**

- a. Employees may not intentionally transmit or receive material in violation of law or District policy. This includes, but is not limited to, pornographic, indecent or sexually suggestive materials, weapons, controlled substances or alcohol, or incendiary devices. An employee may not be in possession of or use pornographic material on school property. Users are prohibited from posting or sending content that contains threats or is hatefully or racially, ethically or otherwise objectionable.
- b. Employees may not participate in or promote any illegal or inappropriate activities, disruptive use of the network, or activities of any kind that do not conform to the rules, regulations, and policies of Jordan School District.
- c. Employees may not use the network for product advertisement or political lobbying.
- d. Employees are advised not to reveal personal information such as names, addresses, telephone numbers, passwords, credit card numbers or social security numbers. Releasing personal information of others or that of organizations associated with the District is prohibited.

**JORDAN SCHOOL DISTRICT  
P O L I C Y**

Number - DP371  
Effective - 5/8/01  
Revision - 7/25/17  
Reviewed - 6/10/14  
Page - 2 of 3

---

**SUBJECT: EMPLOYEE INFORMATION NETWORK ACCEPTABLE USE POLICY**

---

- e. Employees may not place others' personal information (i.e. social security numbers, year of birth, etc.) received from the District's electronic data resources on their own personally owned devices.
  - f. Employees will not transfer theirs or others' personal data except through the District's secure file transfer system which at the current time is "MoveIT".
  - g. Employees may not intentionally harm or destroy District data, the network, or network performance. This includes, but is not limited to, creation and introduction of computer viruses, unauthorized access to restricted systems or programs, or using the District network to illegally access other systems.
  - h. Jordan School District owned equipment should not be used by employees to store personal photos, videos, documents or other personal information.
3. Reporting of Child Pornography by a Computer Technician
- a. In accordance with state law ([Utah Code 76-10-1204.5](#)), a "computer technician" or "technician" who in the course and scope of the individual's employment with Jordan School District installs, maintains, troubleshoots, upgrades, or repairs computer hardware, software, personal computer networks, or peripheral equipment is required to do the following when child pornography is discovered on any of the previously stated devices or systems:
    - 1) Immediately secure the device(s) on which the child pornography was found by disconnecting the device from the Jordan School District network.
    - 2) Take the device to a safe storage location so discovered images or other data related to any child pornographic image(s) will not be lost or overwritten.
    - 3) Make sure the individual to whom the device was assigned or any other individuals do not have access to the device except for individuals who are specifically authorized to have access after the device has been secured.
    - 4) Contact the Director of Information Systems and/or the Administrator of Human Resources.
    - 5) The Director of Information Systems and/or the Administrator of Human Resources will contact a state or local law enforcement agency, or the Cyber Tip Line at the National Center for Missing and Exploited Children and report the discovery of child pornography.
  - b. A technician is required to follow this procedure if image(s) found are child pornography or if the technician reasonably believes discovered images are child pornography.
4. Any Jordan School District employee who in the course and scope of the individual's employment with Jordan School District discovers child pornography on a Jordan School District owned device is required to notify their principal/supervisor immediately. The principal/supervisor should immediately notify the Director of Information Systems and/or the Administrator of Human Resources.
5. Any and all mobile devices owned by Jordan School District, such as laptops and tablets, that connect to the Jordan School District secure Data network that may contain or transmit Protected Information (i.e. HIPPA and FERPA data or other student or employee related data) must be configured to encrypt such data on any internal hard drive. Users must protect these devices from unauthorized use or access.
- a. HIPPA and FERPA data or other Jordan School District proprietary data should not be copied to or stored on external storage media such as external hard drives or thumb drives. However, if there is a

**JORDAN SCHOOL DISTRICT  
P O L I C Y**

Number - DP371  
Effective - 5/8/01  
Revision - 7/25/17  
Reviewed - 6/10/14  
Page - 3 of 3

---

**SUBJECT: EMPLOYEE INFORMATION NETWORK ACCEPTABLE USE POLICY**

---

legitimate district need to store Protected Information on external devices (i.e. removable drives, including flash/jump/thumb drives, etc.) those external storage media must have the Protected Information encrypted on those external devices. Users must protect these external devices from unauthorized use or access.

- b. Jordan School District employees should call Information Systems if they need assistance or guidance for encrypting data on any Jordan School District device described in this section of the Network Acceptable Use policy.
6. An employee shall not loan, sell, pawn or dispose of Jordan School District owned computer equipment whether or not that equipment is assigned to them, except for those employees whose job description or job assignment allows them to dispose of District owned computer equipment.
7. Expectation of Privacy
  - a. Employee files, disks, documents, etc., which have been used or created with District electronic information resources are not considered private.
  - b. Electronic mail transmissions are not private.
8. Submission

Employees will be required to submit an [Employee Signature of Agreement Form](#) each year or upon special request. Signatures may be electronic or on paper. Forms are available from local principals and department supervisors. 9. Disciplinary Action

- a. An employee is required to comply with this policy regardless of whether the District has a completed [Employee Signature of Agreement Form](#). The signature indicates that the employee has carefully read, understands, and agrees to abide by the terms and conditions regarding proper behavior and use of the network. The signature on the [Employee Signature of Agreement Form](#) is legally binding.
- b. Employees who violate the terms and conditions of this policy may have their access to electronic information limited, suspended, or revoked and will be subject to disciplinary action, including the possibility of termination of employment and appropriate legal action as outlined in District policies [DP316 NEG Orderly Termination Procedures – Licensed](#), [DP316A Orderly Termination Procedures – Administrators](#), and [DP316B Orderly Termination Procedures – Classified](#).
10. Service Disclaimer
 

Jordan School District makes no warranties of any kind, either expressed or implied, for the electronic information resources it is providing. The District will not be responsible for any damages an employee suffers while using these resources. These damages may include, but are not limited to, loss of data as a result of delays, employee errors or omissions, or non-deliveries or service interruptions caused by a network system. Use of information obtained by the network system is at the employee's own risk. Jordan School District specifically denies any responsibility for the accuracy of information obtained through the electronic information resources.
11. Employees agree to abide by this policy regardless of where or when they are using a Jordan School District owned device.

JORDAN SCHOOL DISTRICT  
**Payroll**   
 July 2017

Gross Payroll	\$	17,376,025.78
Net Pay Deposit	\$	12,173,854.24
Deductions through Accounts Payable		
Payday	\$	1,581,958.73
Payday	\$	1,020,250.36
Payday	\$	238,607.25
Total Accounts Payable	\$	2,840,816.34
Deduction ACH	\$	279,099.43
Deductions through Accounts Payable	\$	859,074.27
Deductions - Insurance Journal Entry	\$	670,069.43
Deductions - Flexible Spending money wired	\$	102,268.92
Deductions - URS	\$	312,417.17
Deductions - TSA	\$	137,192.08
Federal Tax Withheld	\$	716.27
FICA Tax Withheld	\$	419.51
Medicare Tax Withheld	\$	98.12
Total Transfer to Payroll Account	\$	12,452,953.67
Total Transfer to Accounts Payable	\$	4,923,072.11
Total Deposits	\$	17,376,025.78

-

Sarah Palmer  
 Director of Payroll

June LeMaster  
 Executive Director, Human Resources

John Larsen  
 Business Administrator

**JORDAN SCHOOL DISTRICT**  
**APRIL 2011 to MAY 2017 ACH EXPENDITURES PRESENTED TO THE BOARD OF EDUCATION**  
**August 29, 2017**

DESCRIPTION	VENDOR	AMOUNT
5TH GRADE ALPS	JORDAN RIDGE ELEMENTARY	\$ 150.92
ACCREDITATION	ELK RIDGE MIDDLE	1,247.69
ACCREDITATION	HERRIMAN HIGH SCHOOL	500.00
ACCREDITATION	KAURI SUE HAMILTON SCHOOL	57.00
ACCREDITATION	SOUTH JORDAN MIDDLE	1,372.39
ACCREDITATION	WEST JORDAN MIDDLE	507.83
ACTIVITY WAGES	MIDAS CREEK ELEMENTARY	406.47
ACTIVITY WAGES	BINGHAM HIGH	91.89
ACTIVITY WAGES	BLUFFDALE ELEMENTARY	402.37
ACTIVITY WAGES	COPPER HILLS HIGH	7,064.64
ACTIVITY WAGES	ELK RIDGE MIDDLE	3,065.80
ACTIVITY WAGES	HAYDEN PEAK ELEMENTARY	44.52
ACTIVITY WAGES	OQUIRRH HILLS MIDDLE	159.42
ACTIVITY WAGES	RIVERSIDE ELEMENTARY	306.78
ACTIVITY WAGES	SILVER CREST ELEMENTARY	119.37
ACTIVITY WAGES	SOUTH HILLS MIDDLE	2,767.18
ACTIVITY WAGES	TERRA LINDA ELEMENTARY	88.93
ACTIVITY WAGES	WEST JORDAN HIGH	1,362.55
ACTIVITY WAGES	OQUIRRH ELEMENTARY	119.89
ADMINISTRATORS CONFERENCE	JOLLEY, D BURKE	89.00
ADULT HIGH	ANDERSON, SALLY	25.00
ADVERTISING	SIGGARD, ROXANE	109.22
ANTENNA CONTINGENCY FUND	BINGHAM HIGH	45,246.00
ANTENNA CONTINGENCY FUND	ELK MEADOWS ELEMENTARY	26,000.00
ANTENNA CONTINGENCY FUND	ELK RIDGE MIDDLE	17,250.00
ANTENNA CONTINGENCY FUND	HAYDEN PEAK ELEMENTARY	24,870.00
ANTENNA CONTINGENCY FUND	HERRIMAN ELEMENTARY	35,736.00
ANTENNA CONTINGENCY FUND	SOUTH HILLS MIDDLE	11,616.00
AUDIO VISUAL	NORDICK, SHELLEY	47.92
BANK FEES	JORDAN EDUCATION FOUNDATION	7,201.47
BUILDING RENTAL	BINGHAM HIGH	13,116.18
BUILDING RENTAL	BLACKRIDGE ELEMENTARY	133.65
BUILDING RENTAL	BLUFFDALE ELEMENTARY	577.80
BUILDING RENTAL	BUTTERFIELD CANYON ELEMENTARY	835.63
BUILDING RENTAL	CHADWICK, LINDSEY	180.00
BUILDING RENTAL	COLUMBIA ELEMENTARY	1,899.45
BUILDING RENTAL	COPPER CANYON ELEMENTARY	371.25
BUILDING RENTAL	COPPER HILLS HIGH	13,630.55
BUILDING RENTAL	COPPER MOUNTAIN MIDDLE	4,959.23
BUILDING RENTAL	DAYBREAK ELEMENTARY	2,832.30
BUILDING RENTAL	EASTLAKE ELEMENTARY	72.90
BUILDING RENTAL	ELK MEADOWS ELEMENTARY	2,639.25
BUILDING RENTAL	ELK RIDGE MIDDLE	10,949.39
BUILDING RENTAL	FALCON RIDGE ELEMENTARY	1,148.85
BUILDING RENTAL	FOOTHILLS ELEMENTARY	789.75
BUILDING RENTAL	FORT HERRIMAN MIDDLE	5,956.24
BUILDING RENTAL	FOX HOLLOW ELEMENTARY	676.22
BUILDING RENTAL	HAYDEN PEAK ELEMENTARY	1,025.33
BUILDING RENTAL	HEARTLAND ELEMENTARY	1,286.55
BUILDING RENTAL	HERRIMAN ELEMENTARY	2,402.40
BUILDING RENTAL	HERRIMAN HIGH SCHOOL	33,870.14
BUILDING RENTAL	JATC-NORTH	506.25
BUILDING RENTAL	JOEL P JENSEN MIDDLE	4,483.55
BUILDING RENTAL	JORDAN CHILD DEVELOPMENT CENTER	1,120.00
BUILDING RENTAL	JORDAN HILLS ELEMENTARY	768.15
BUILDING RENTAL	JORDAN RIDGE ELEMENTARY	531.90
BUILDING RENTAL	KAURI SUE HAMILTON SCHOOL	483.30
BUILDING RENTAL	MAJESTIC ELEMENTARY	1,633.50

DESCRIPTION	VENDOR	AMOUNT
BUILDING RENTAL	MIDAS CREEK ELEMENTARY	197.78
BUILDING RENTAL	MONTE VISTA ELEMENTARY	1,452.67
BUILDING RENTAL	MOUNTAIN SHADOWS ELEMENTARY	477.90
BUILDING RENTAL	OAKCREST ELEMENTARY	1,037.48
BUILDING RENTAL	OQUIRRH ELEMENTARY	1,413.72
BUILDING RENTAL	OQUIRRH HILLS MIDDLE	4,657.91
BUILDING RENTAL	RIVERSIDE ELEMENTARY	434.70
BUILDING RENTAL	RIVERTON ELEMENTARY	2,069.55
BUILDING RENTAL	RIVERTON HIGH	16,107.32
BUILDING RENTAL	ROSAMOND ELEMENTARY	1,316.25
BUILDING RENTAL	ROSE CREEK ELEMENTARY	1,368.23
BUILDING RENTAL	SILVER CREST ELEMENTARY	7,705.80
BUILDING RENTAL	SOUTH HILLS MIDDLE	14,803.20
BUILDING RENTAL	SOUTH JORDAN ELEMENTARY	4,450.95
BUILDING RENTAL	SOUTH JORDAN MIDDLE	8,379.80
BUILDING RENTAL	SOUTHLAND ELEMENTARY	935.55
BUILDING RENTAL	SUNSET RIDGE MIDDLE	6,153.05
BUILDING RENTAL	TERRA LINDA ELEMENTARY	771.53
BUILDING RENTAL	VALLEY HIGH	27.00
BUILDING RENTAL	WELBY ELEMENTARY	847.80
BUILDING RENTAL	WEST HILLS MIDDLE	4,867.47
BUILDING RENTAL	WEST JORDAN ELEMENTARY	193.73
BUILDING RENTAL	WEST JORDAN HIGH	11,217.66
BUILDING RENTAL	WEST JORDAN MIDDLE	12,111.19
BUILDING RENTAL	WESTLAND ELEMENTARY	625.05
BUILDING RENTAL	WESTVALE ELEMENTARY	2,863.82
BUILDING RENTAL	WILLIAMS, LYNSEY	50.00
CARTERS CLASS MONTE VISTA	JORDAN EDUCATION FOUNDATION	500.00
CDL/PHYSICAL RENEWALS	ADAMS, SANDRA	175.00
CDL/PHYSICAL RENEWALS	ALLMAN, CASSIE	50.00
CDL/PHYSICAL RENEWALS	ALLRED, CHAREL	125.00
CDL/PHYSICAL RENEWALS	ALLRED, KELLY	175.00
CDL/PHYSICAL RENEWALS	ALLRED, KENT	50.00
CDL/PHYSICAL RENEWALS	ANDERSON, VICTOR	200.00
CDL/PHYSICAL RENEWALS	ANDOLSEK, MICHAEL	50.00
CDL/PHYSICAL RENEWALS	ANGUS, BENJAMIN	50.00
CDL/PHYSICAL RENEWALS	ARB, KAREN	50.00
CDL/PHYSICAL RENEWALS	ARB, RICHARD	175.00
CDL/PHYSICAL RENEWALS	ARKO, CHARLENE	175.00
CDL/PHYSICAL RENEWALS	ASAY, VAL	50.00
CDL/PHYSICAL RENEWALS	BALLARD, GREGORY	175.00
CDL/PHYSICAL RENEWALS	BANNER, JAMES	125.00
CDL/PHYSICAL RENEWALS	BANNER, VICKIE	200.00
CDL/PHYSICAL RENEWALS	BARBER, SHIRLEY	175.00
CDL/PHYSICAL RENEWALS	BARKER, BRADLEY	75.00
CDL/PHYSICAL RENEWALS	BEARDEN, SULA	175.00
CDL/PHYSICAL RENEWALS	BEESELEY, TRENT	175.00
CDL/PHYSICAL RENEWALS	BEHUNIN, CORI	0.00
CDL/PHYSICAL RENEWALS	BEHUNIN, CORY	50.00
CDL/PHYSICAL RENEWALS	BELL, JOSEPH	50.00
CDL/PHYSICAL RENEWALS	BENSON, BUDDY	100.00
CDL/PHYSICAL RENEWALS	BILLS, DEBRA	75.00
CDL/PHYSICAL RENEWALS	BIRD, DEVIN	192.50
CDL/PHYSICAL RENEWALS	BIRD, KIRK	50.00
CDL/PHYSICAL RENEWALS	BIRRELL, RICHARD	125.00
CDL/PHYSICAL RENEWALS	BLACKBURN, ELDEN	125.00
CDL/PHYSICAL RENEWALS	BLACKBURN, THOMAS	125.00
CDL/PHYSICAL RENEWALS	BLAKE, K LUCILLE	125.00
CDL/PHYSICAL RENEWALS	BODILY, NORMAN	125.00
CDL/PHYSICAL RENEWALS	BOOMS, TOM	60.00
CDL/PHYSICAL RENEWALS	BROWN, JUDY	50.00
CDL/PHYSICAL RENEWALS	BUCKLEY, JUDY	125.00

DESCRIPTION	VENDOR	AMOUNT
CDL/PHYSICAL RENEWALS	BULOW, DIANE	175.00
CDL/PHYSICAL RENEWALS	BURGESS, CORI	75.00
CDL/PHYSICAL RENEWALS	BURKE, BRYAN	175.00
CDL/PHYSICAL RENEWALS	BURKE, GAYLE	175.00
CDL/PHYSICAL RENEWALS	BURT, DAVID	150.00
CDL/PHYSICAL RENEWALS	BUTTERFIELD, CAROLYN	125.00
CDL/PHYSICAL RENEWALS	CARTER, ARTHUR	175.00
CDL/PHYSICAL RENEWALS	CHAFFIN, STEVE	75.00
CDL/PHYSICAL RENEWALS	CHAPMAN, DAVID	125.00
CDL/PHYSICAL RENEWALS	CHAVEZ, RAFAEL	100.00
CDL/PHYSICAL RENEWALS	CHENWORTH, TONYA	200.00
CDL/PHYSICAL RENEWALS	CHIPMAN, STEPHEN	50.00
CDL/PHYSICAL RENEWALS	CHIVERS, DOUGLAS	125.00
CDL/PHYSICAL RENEWALS	CHOQUE-ESCALANTE, FERMIN	125.00
CDL/PHYSICAL RENEWALS	CHRISTENSEN, DARIN	50.00
CDL/PHYSICAL RENEWALS	CHRISTENSEN, DOUGLAS	65.00
CDL/PHYSICAL RENEWALS	CHRISTLIEB, DUANE	200.00
CDL/PHYSICAL RENEWALS	CLARKE, ANDREA	50.00
CDL/PHYSICAL RENEWALS	CLARKE, RICHARD	125.00
CDL/PHYSICAL RENEWALS	CLEMENT, CASSANDRA	50.00
CDL/PHYSICAL RENEWALS	COHEN, ALBERTO	100.00
CDL/PHYSICAL RENEWALS	COLLINS, RICHARD	125.00
CDL/PHYSICAL RENEWALS	COONS, EDMOND	100.00
CDL/PHYSICAL RENEWALS	CORLESS, DORENE	125.00
CDL/PHYSICAL RENEWALS	CORLESS, WILLIAM	125.00
CDL/PHYSICAL RENEWALS	COWAN, JACK JR	175.00
CDL/PHYSICAL RENEWALS	CRANDALL, LINDA	50.00
CDL/PHYSICAL RENEWALS	CREWS, JOEL	50.00
CDL/PHYSICAL RENEWALS	CRUMP, SAMUEL	75.00
CDL/PHYSICAL RENEWALS	CURTIS, DALENE	125.00
CDL/PHYSICAL RENEWALS	CUTLER, VIOLANDA	100.00
CDL/PHYSICAL RENEWALS	DAMPIER, AUGUSTUS JR	50.00
CDL/PHYSICAL RENEWALS	DANIELS, BRANDT	25.00
CDL/PHYSICAL RENEWALS	DANIELS, TROY	125.00
CDL/PHYSICAL RENEWALS	DARLING, JUDY	175.00
CDL/PHYSICAL RENEWALS	DAVIS, TAMMY	175.00
CDL/PHYSICAL RENEWALS	DEAN, WENDY	200.00
CDL/PHYSICAL RENEWALS	DURRANT, DENNIS	200.00
CDL/PHYSICAL RENEWALS	EATCHEL, DAVID	50.00
CDL/PHYSICAL RENEWALS	EDDINGTON, RICHARD	175.00
CDL/PHYSICAL RENEWALS	ELEGANTE, BRANDI	125.00
CDL/PHYSICAL RENEWALS	ELLSWORTH, ROSALIE	125.00
CDL/PHYSICAL RENEWALS	ELLSWORTH, WENDY	125.00
CDL/PHYSICAL RENEWALS	ELMER, HEATHER	25.00
CDL/PHYSICAL RENEWALS	EMERY, DIANA	175.00
CDL/PHYSICAL RENEWALS	ENNISS, CONNIE	225.00
CDL/PHYSICAL RENEWALS	ENNISS, MADELINE	50.00
CDL/PHYSICAL RENEWALS	ERICKSON, STEPHANIE	175.00
CDL/PHYSICAL RENEWALS	ERTELL, CHARLES JR	150.00
CDL/PHYSICAL RENEWALS	ESCOBAR CACHAN, RICARDO	50.00
CDL/PHYSICAL RENEWALS	FAIRBOURN, ROBERT	50.00
CDL/PHYSICAL RENEWALS	FITCH, MICHAEL	40.00
CDL/PHYSICAL RENEWALS	FOERSTER, BROOKE	75.00
CDL/PHYSICAL RENEWALS	FONUA, STONEY	50.00
CDL/PHYSICAL RENEWALS	FRAZIER, LLOYD	175.00
CDL/PHYSICAL RENEWALS	FRENCH, RENETTE	125.00
CDL/PHYSICAL RENEWALS	FRESTON, WILLIAM	50.00
CDL/PHYSICAL RENEWALS	FRY, PATRICIA	125.00
CDL/PHYSICAL RENEWALS	FULLMER, GERALD	100.00
CDL/PHYSICAL RENEWALS	GIBBONS, KRISS	50.00
CDL/PHYSICAL RENEWALS	GODFREY, BRADLEY	125.00
CDL/PHYSICAL RENEWALS	GONZALEZ, KEVIN	175.00

DESCRIPTION	VENDOR	AMOUNT
CDL/PHYSICAL RENEWALS	GREER, SCOTT	150.00
CDL/PHYSICAL RENEWALS	GYLL, TIMOTHY	50.00
CDL/PHYSICAL RENEWALS	HAIGHT, GREGORY	50.00
CDL/PHYSICAL RENEWALS	HAIGHT, RICHARD	175.00
CDL/PHYSICAL RENEWALS	HALE, KATHLEEN	175.00
CDL/PHYSICAL RENEWALS	HALES, JEANETTE	125.00
CDL/PHYSICAL RENEWALS	HALL, CHRISTOPHER	125.00
CDL/PHYSICAL RENEWALS	HANSEN, TIFFANY	175.00
CDL/PHYSICAL RENEWALS	HANSON, JAMES	200.00
CDL/PHYSICAL RENEWALS	HANSON, MARCIA	100.00
CDL/PHYSICAL RENEWALS	HARRIS, LANCE	50.00
CDL/PHYSICAL RENEWALS	HART, LYDIA	175.00
CDL/PHYSICAL RENEWALS	HAYES, RICHARD	175.00
CDL/PHYSICAL RENEWALS	HAYNES, JASEN	50.00
CDL/PHYSICAL RENEWALS	HEAP, EVELYN	125.00
CDL/PHYSICAL RENEWALS	HEATH, KENNETH	100.00
CDL/PHYSICAL RENEWALS	HEATH, WILLIAM	50.00
CDL/PHYSICAL RENEWALS	HEBDEN, ELIZABETH	50.00
CDL/PHYSICAL RENEWALS	HOFFMAN, RUDOLPH	175.00
CDL/PHYSICAL RENEWALS	HOFFMANN, RODNEY	125.00
CDL/PHYSICAL RENEWALS	HOLLAND, DAVID	25.00
CDL/PHYSICAL RENEWALS	HOLLOWAY, ROBERT	150.00
CDL/PHYSICAL RENEWALS	HOLT, DANIEL	50.00
CDL/PHYSICAL RENEWALS	HOLT, DEBBIE	75.00
CDL/PHYSICAL RENEWALS	HOWARD, JOSEPH	50.00
CDL/PHYSICAL RENEWALS	HUIISH, SHANON	50.00
CDL/PHYSICAL RENEWALS	HUMPHREY, RANDALL	50.00
CDL/PHYSICAL RENEWALS	HUMPHREYS, CANDY	175.00
CDL/PHYSICAL RENEWALS	HUNGER, DARRYL	125.00
CDL/PHYSICAL RENEWALS	HUNN, JESSICA	25.00
CDL/PHYSICAL RENEWALS	JAMES, ROBERT	125.00
CDL/PHYSICAL RENEWALS	JARVIS, JIMMIE	100.00
CDL/PHYSICAL RENEWALS	JENKINS, RUSSELL	50.00
CDL/PHYSICAL RENEWALS	JENSEN, HERBERT	125.00
CDL/PHYSICAL RENEWALS	JENSEN, STEVEN	75.00
CDL/PHYSICAL RENEWALS	JOHNSON, JULIE ANN	125.00
CDL/PHYSICAL RENEWALS	JONES, DAVID	175.00
CDL/PHYSICAL RENEWALS	JONES, JACK	200.00
CDL/PHYSICAL RENEWALS	JOSEPHS, WALTER	225.00
CDL/PHYSICAL RENEWALS	JULANDER, DESIREE	50.00
CDL/PHYSICAL RENEWALS	KARR, WENDELL	50.00
CDL/PHYSICAL RENEWALS	KELSEY, GREGORY	175.00
CDL/PHYSICAL RENEWALS	KIMMEL, DAVID	50.00
CDL/PHYSICAL RENEWALS	KING, JERALD	125.00
CDL/PHYSICAL RENEWALS	KNUDSEN, CRAIG	125.00
CDL/PHYSICAL RENEWALS	KRAHENBUHL, STEPHANIE	200.00
CDL/PHYSICAL RENEWALS	KRAMER, JOSEPHINE	125.00
CDL/PHYSICAL RENEWALS	KUNZ, RICHARD	175.00
CDL/PHYSICAL RENEWALS	KURUP, CHRISTY	50.00
CDL/PHYSICAL RENEWALS	LARSON, MERLYNN	175.00
CDL/PHYSICAL RENEWALS	LATIMER, MARTIN	50.00
CDL/PHYSICAL RENEWALS	LAUGHTER, KINDRED	200.00
CDL/PHYSICAL RENEWALS	LAUGHTER, PATTY	50.00
CDL/PHYSICAL RENEWALS	LAYTON, ARTHUR	125.00
CDL/PHYSICAL RENEWALS	LEINBACH, ROBERT	50.00
CDL/PHYSICAL RENEWALS	LEJON, SAN	125.00
CDL/PHYSICAL RENEWALS	LEONARD, SHIRLEY	175.00
CDL/PHYSICAL RENEWALS	LEWIS, CHAD	125.00
CDL/PHYSICAL RENEWALS	LEWIS, STEVEN	175.00
CDL/PHYSICAL RENEWALS	LINARES, MICHAEL	175.00
CDL/PHYSICAL RENEWALS	LONGMORE, ORLAN	100.00
CDL/PHYSICAL RENEWALS	LOPEZ, ALBERTINA	125.00

DESCRIPTION	VENDOR	AMOUNT
CDL/PHYSICAL RENEWALS	LOVENDAHL, SHERRAN	75.00
CDL/PHYSICAL RENEWALS	LUNDBERG, DAVID	125.00
CDL/PHYSICAL RENEWALS	LUNT, GEOFFREY	125.00
CDL/PHYSICAL RENEWALS	MARSH, GARY	175.00
CDL/PHYSICAL RENEWALS	MARSHALL, MARK	225.00
CDL/PHYSICAL RENEWALS	MARTIN, RAYMOND	125.00
CDL/PHYSICAL RENEWALS	MARTIN, SONYA	250.00
CDL/PHYSICAL RENEWALS	MARTINEZ, JUBENCIO	75.00
CDL/PHYSICAL RENEWALS	MARTINEZ, WILLIAM	175.00
CDL/PHYSICAL RENEWALS	MAST, CLYDE	75.00
CDL/PHYSICAL RENEWALS	MASTERS, CHRISTY	50.00
CDL/PHYSICAL RENEWALS	MAUGER, JACOB	50.00
CDL/PHYSICAL RENEWALS	MAYER, RIK	50.00
CDL/PHYSICAL RENEWALS	MCCABE, KAREN	50.00
CDL/PHYSICAL RENEWALS	MCDANIEL, JIM	158.00
CDL/PHYSICAL RENEWALS	MCGINNIS, WAYNE	50.00
CDL/PHYSICAL RENEWALS	MCPHERRON, JILL	175.00
CDL/PHYSICAL RENEWALS	MECKLEY, NATALIE	125.00
CDL/PHYSICAL RENEWALS	MESA, BRITNIE	50.00
CDL/PHYSICAL RENEWALS	MILLER, LADEAN	75.00
CDL/PHYSICAL RENEWALS	MILNER, LYNNRAE	50.00
CDL/PHYSICAL RENEWALS	MILNER, WILLIAM	75.00
CDL/PHYSICAL RENEWALS	MOFFETT, JUDITH	75.00
CDL/PHYSICAL RENEWALS	MOFFETT, STEVEN	125.00
CDL/PHYSICAL RENEWALS	MORENO, CLEMENTE JR	75.00
CDL/PHYSICAL RENEWALS	MORROW, JUSTIN	50.00
CDL/PHYSICAL RENEWALS	MOUNGA, INOKE	50.00
CDL/PHYSICAL RENEWALS	MULLEN, KATHY	125.00
CDL/PHYSICAL RENEWALS	MURAMOTO, ALLEN	175.00
CDL/PHYSICAL RENEWALS	NEISEN, MARK	50.00
CDL/PHYSICAL RENEWALS	NELSON, GARY	50.00
CDL/PHYSICAL RENEWALS	NELSON, MARK	50.00
CDL/PHYSICAL RENEWALS	NEVILLE, PAMELA	125.00
CDL/PHYSICAL RENEWALS	O'DELL, CLOVANA	125.00
CDL/PHYSICAL RENEWALS	OLORENSHAW, VIVIAN	200.00
CDL/PHYSICAL RENEWALS	ORMAN, STEFFANIE	175.00
CDL/PHYSICAL RENEWALS	ORTON, DALLIN	50.00
CDL/PHYSICAL RENEWALS	ORTON, SPENCER	125.00
CDL/PHYSICAL RENEWALS	PACK, VALEEN	175.00
CDL/PHYSICAL RENEWALS	PASCUA, CHAD	75.00
CDL/PHYSICAL RENEWALS	PAULSEN, BARRY	100.00
CDL/PHYSICAL RENEWALS	PEARCE, BRANDON	50.00
CDL/PHYSICAL RENEWALS	PECK, DAWN	125.00
CDL/PHYSICAL RENEWALS	PECK, SHAUNA	175.00
CDL/PHYSICAL RENEWALS	PENI, SUATIA	125.00
CDL/PHYSICAL RENEWALS	PERRY, TAUNA	75.00
CDL/PHYSICAL RENEWALS	PETERSEN, BRYAN	150.00
CDL/PHYSICAL RENEWALS	PETERSEN, PEGGY	225.00
CDL/PHYSICAL RENEWALS	PETERSON, LARRY	100.00
CDL/PHYSICAL RENEWALS	PETITHOMME, OREB	50.00
CDL/PHYSICAL RENEWALS	PIPPY, GERALD	50.00
CDL/PHYSICAL RENEWALS	PISTORIUS, PAULINE	175.00
CDL/PHYSICAL RENEWALS	PLATT, JAMES	125.00
CDL/PHYSICAL RENEWALS	PLETT, GREG	100.00
CDL/PHYSICAL RENEWALS	POPPKE, ERIK	100.00
CDL/PHYSICAL RENEWALS	POWELL, BONNIE	125.00
CDL/PHYSICAL RENEWALS	PRAUSE, JAMES	50.00
CDL/PHYSICAL RENEWALS	PRICE JR, EDWARD	75.00
CDL/PHYSICAL RENEWALS	PRICE, CARLENE	175.00
CDL/PHYSICAL RENEWALS	RASMUSSEN, ANGELIN	175.00
CDL/PHYSICAL RENEWALS	RASMUSSEN, MARK	50.00
CDL/PHYSICAL RENEWALS	REAMS, ANNAZELL	175.00

DESCRIPTION	VENDOR	AMOUNT
CDL/PHYSICAL RENEWALS	REED, DON	200.00
CDL/PHYSICAL RENEWALS	REESE, LYNN	50.00
CDL/PHYSICAL RENEWALS	REESE, NEIL	50.00
CDL/PHYSICAL RENEWALS	RICKS, MARY JO	175.00
CDL/PHYSICAL RENEWALS	RICORD, CURTIS	175.00
CDL/PHYSICAL RENEWALS	RILEY, STANLEY	50.00
CDL/PHYSICAL RENEWALS	ROBERTS, SHARON	175.00
CDL/PHYSICAL RENEWALS	ROBERTS, STEPHEN	50.00
CDL/PHYSICAL RENEWALS	ROBLES, ISRAEL	50.00
CDL/PHYSICAL RENEWALS	ROBSON, SONJA	75.00
CDL/PHYSICAL RENEWALS	ROSS, JESSE	175.00
CDL/PHYSICAL RENEWALS	ROUNDY, BECKY	125.00
CDL/PHYSICAL RENEWALS	RYAN, ELIZABETH	150.00
CDL/PHYSICAL RENEWALS	SANCHEZ, JOHN	200.00
CDL/PHYSICAL RENEWALS	SANCHEZ, MARC	125.00
CDL/PHYSICAL RENEWALS	SANTIAGO, SAMUEL	175.00
CDL/PHYSICAL RENEWALS	SCHACHT, JULEE	25.00
CDL/PHYSICAL RENEWALS	SCHMIDT, ERIC	65.00
CDL/PHYSICAL RENEWALS	SCHMIDTKE, RONALD	50.00
CDL/PHYSICAL RENEWALS	SHAW, BOYD	125.00
CDL/PHYSICAL RENEWALS	SHAW, MANDY	175.00
CDL/PHYSICAL RENEWALS	SHORT, DAVID	125.00
CDL/PHYSICAL RENEWALS	SIMMONDS, KARLA	50.00
CDL/PHYSICAL RENEWALS	SIMMONS, KATHY	175.00
CDL/PHYSICAL RENEWALS	SIMMS, CALVIN	50.00
CDL/PHYSICAL RENEWALS	SIMS, RODNEY	200.00
CDL/PHYSICAL RENEWALS	SINGLETON, JUDY	50.00
CDL/PHYSICAL RENEWALS	SKOUBYE, CLAIR	200.00
CDL/PHYSICAL RENEWALS	SMART, BRENT	125.00
CDL/PHYSICAL RENEWALS	SMILEY, MICHAEL	100.00
CDL/PHYSICAL RENEWALS	SMITH, APRIL	175.00
CDL/PHYSICAL RENEWALS	SMITH, DEWEY	125.00
CDL/PHYSICAL RENEWALS	SMITH, LUANNE	175.00
CDL/PHYSICAL RENEWALS	SMITH, MICHAEL	175.00
CDL/PHYSICAL RENEWALS	SMITH, REBECCA	175.00
CDL/PHYSICAL RENEWALS	SNYDER, LONNIE	50.00
CDL/PHYSICAL RENEWALS	SOELBERG, DEBORAH	175.00
CDL/PHYSICAL RENEWALS	SOMERVILLE, TERRY	125.00
CDL/PHYSICAL RENEWALS	SOMMER, ROY	175.00
CDL/PHYSICAL RENEWALS	SOQUI, LOUIS	50.00
CDL/PHYSICAL RENEWALS	SOUMPHOLPHAKDY, KITTISACK	175.00
CDL/PHYSICAL RENEWALS	SPENCER, RAYMOND	125.00
CDL/PHYSICAL RENEWALS	STEELE, BRIGITTE	200.00
CDL/PHYSICAL RENEWALS	STOVER, JOHN	50.00
CDL/PHYSICAL RENEWALS	STRADLEY, JOANN	75.00
CDL/PHYSICAL RENEWALS	SUNDBERG, TODD	55.00
CDL/PHYSICAL RENEWALS	SWAINSTON, MARCUS	50.00
CDL/PHYSICAL RENEWALS	SWAN, TAWN	50.00
CDL/PHYSICAL RENEWALS	SWAPP, JAMES	175.00
CDL/PHYSICAL RENEWALS	TADD, NANETTE	50.00
CDL/PHYSICAL RENEWALS	TAIT, STANLEY	125.00
CDL/PHYSICAL RENEWALS	TAUMOEPEAU, SIOSAIA	50.00
CDL/PHYSICAL RENEWALS	TAYLOR, BARBARA	200.00
CDL/PHYSICAL RENEWALS	TAYLOR, MARCIE	125.00
CDL/PHYSICAL RENEWALS	TAYLOR, RANDOLPH	50.00
CDL/PHYSICAL RENEWALS	THACKER, HALEY	100.00
CDL/PHYSICAL RENEWALS	THACKER, PAMELA	150.00
CDL/PHYSICAL RENEWALS	TITUS, CHRISTOPHER	35.00
CDL/PHYSICAL RENEWALS	TUITAVUKI, TERRI	25.00
CDL/PHYSICAL RENEWALS	TURCSANSKI, JAMES	175.00
CDL/PHYSICAL RENEWALS	ULIBARRI, CRYSTAL	175.00
CDL/PHYSICAL RENEWALS	VOLPE, MICHAEL	50.00

DESCRIPTION	VENDOR	AMOUNT
CDL/PHYSICAL RENEWALS	WAITE, RICKY	125.00
CDL/PHYSICAL RENEWALS	WALDORF, PAMELA	125.00
CDL/PHYSICAL RENEWALS	WALTERS, LISA	100.00
CDL/PHYSICAL RENEWALS	WAMSLEY, MARGARET	321.00
CDL/PHYSICAL RENEWALS	WARDLE, RUSSELL	50.00
CDL/PHYSICAL RENEWALS	WARDROPE, GAVIN	175.00
CDL/PHYSICAL RENEWALS	WARMOTH, CHARI	75.00
CDL/PHYSICAL RENEWALS	WARNER, DON	125.00
CDL/PHYSICAL RENEWALS	WARREN, EDDIE	75.00
CDL/PHYSICAL RENEWALS	WARREN, TERESA	50.00
CDL/PHYSICAL RENEWALS	WASDEN, CARL	125.00
CDL/PHYSICAL RENEWALS	WATSON, JENNIFER	50.00
CDL/PHYSICAL RENEWALS	WESSINGER, PAMELA	50.00
CDL/PHYSICAL RENEWALS	WHETMAN, BEN	25.00
CDL/PHYSICAL RENEWALS	WILKINS, RICK	50.00
CDL/PHYSICAL RENEWALS	WILKINSON, SARAH	250.00
CDL/PHYSICAL RENEWALS	WILLEY, KARL	50.00
CDL/PHYSICAL RENEWALS	WILSON, GARY	150.00
CDL/PHYSICAL RENEWALS	WILSON, TRUDY	100.00
CDL/PHYSICAL RENEWALS	YUILL, MICHELE	75.00
CDL/PHYSICAL RENEWALS	ZAROGOZA, JOE	75.00
CDL/PHYSICAL RENEWALS	ZUNIGA, NYLEEN	175.00
CELL TOWER LEASE	BINGHAM HIGH	45,972.00
CELL TOWER LEASE	COLUMBIA ELEMENTARY	67,600.00
CELL TOWER LEASE	COPPER HILLS HIGH	40,289.96
CELL TOWER LEASE	ELK MEADOWS ELEMENTARY	68,900.00
CELL TOWER LEASE	ELK RIDGE MIDDLE	187,038.00
CELL TOWER LEASE	FORT HERRIMAN MIDDLE	2,000.00
CELL TOWER LEASE	HAYDEN PEAK ELEMENTARY	131,539.33
CELL TOWER LEASE	HERRIMAN ELEMENTARY	168,847.20
CELL TOWER LEASE	HERRIMAN HIGH SCHOOL	1,000.00
CELL TOWER LEASE	JORDAN HILLS ELEMENTARY	79,152.00
CELL TOWER LEASE	JORDAN RIDGE ELEMENTARY	72,000.00
CELL TOWER LEASE	MONTE VISTA ELEMENTARY	55,200.00
CELL TOWER LEASE	MOUNTAIN SHADOWS ELEMENTARY	949.74
CELL TOWER LEASE	OQUIRRH ELEMENTARY	55,440.00
CELL TOWER LEASE	RIVERTON HIGH	167,824.72
CELL TOWER LEASE	SOUTH HILLS MIDDLE	160,725.90
CELL TOWER LEASE	VALLEY HIGH	18,000.00
CELL TOWER LEASE	WEST JORDAN HIGH	41,550.28
CELL TOWER LEASE	WEST JORDAN MIDDLE	45,302.40
CELL TOWER LEASE	WESTVALE ELEMENTARY	61,000.00
COBRA INS PREMIUM	MILNER, WILLIAM	391.06
COMCAST CARES	SUNSET RIDGE MIDDLE	2,516.81
COMPUTER EQUIPMENT	ANDERSON, JULIANA	480.80
COMPUTER EQUIPMENT	APPLE COMPUTER INC	2,530,700.57
COMPUTER EQUIPMENT	BAWDEN, PEGGY	69.45
COMPUTER EQUIPMENT	BENSON, HEATHERLY DEVON	438.00
COMPUTER EQUIPMENT	BLUFFDALE ELEMENTARY	290.44
COMPUTER EQUIPMENT	BULLOCK, ROBYN	149.99
COMPUTER EQUIPMENT	BUTLER, DAVID	84.98
COMPUTER EQUIPMENT	BUTTERFIELD CANYON ELEMENTARY	279.00
COMPUTER EQUIPMENT	CANDRIAN, NANCY	500.00
COMPUTER EQUIPMENT	COPPER CANYON ELEMENTARY	98.00
COMPUTER EQUIPMENT	COPPER HILLS HIGH	8,052.54
COMPUTER EQUIPMENT	COPPER MOUNTAIN MIDDLE	505.47
COMPUTER EQUIPMENT	ELK RIDGE MIDDLE	2,245.00
COMPUTER EQUIPMENT	FILIPPINI, MATTHEW	106.83
COMPUTER EQUIPMENT	FORT HERRIMAN MIDDLE	899.97
COMPUTER EQUIPMENT	JORDAN RIDGE ELEMENTARY	278.41
COMPUTER EQUIPMENT	KAURI SUE HAMILTON SCHOOL	1,609.41
COMPUTER EQUIPMENT	KILLION, VERONICA	389.00

DESCRIPTION	VENDOR	AMOUNT
COMPUTER EQUIPMENT	LUCAS, SHANE	500.00
COMPUTER EQUIPMENT	LYON, STACY	84.41
COMPUTER EQUIPMENT	MERRELL, VINCENT	338.99
COMPUTER EQUIPMENT	MONTE VISTA ELEMENTARY	1,056.45
COMPUTER EQUIPMENT	SKIDMORE, JASON	126.08
COMPUTER EQUIPMENT	SOBRIO, CAROLE	400.00
COMPUTER EQUIPMENT	SOUTH HILLS MIDDLE	14,595.60
COMPUTER EQUIPMENT	SOUTH JORDAN ELEMENTARY	405.95
COMPUTER EQUIPMENT	SOUTHLAND ELEMENTARY	400.00
COMPUTER EQUIPMENT	TESTER, HEATHER	488.88
COMPUTER EQUIPMENT	VALLEY HIGH	999.00
COMPUTER EQUIPMENT	WEBB, KATHERINE	400.00
COMPUTER EQUIPMENT	WELBY ELEMENTARY	224.35
COMPUTER EQUIPMENT	WEST JORDAN MIDDLE	895.05
COMPUTER EQUIPMENT	ZEALLEY, PATTI	2,494.00
CONTRACT SERVICES	ADAMS, MARCY	19.95
CONTRACT SERVICES	BINGHAM HIGH	910.00
CONTRACT SERVICES	BIO RAD LABORATORIES INC	14,100.70
CONTRACT SERVICES	BUTTERFIELD CANYON ELEMENTARY	1,925.00
CONTRACT SERVICES	CHRISTENSEN, JOSEPH	8,645.00
CONTRACT SERVICES	COLUMBIA ELEMENTARY	2,295.00
CONTRACT SERVICES	COPPER CANYON ELEMENTARY	975.00
CONTRACT SERVICES	COPPER HILLS HIGH	5,231.12
CONTRACT SERVICES	COPPER MOUNTAIN MIDDLE	1,650.00
CONTRACT SERVICES	CROCKETT, REBECCA	15.00
CONTRACT SERVICES	EASTLAKE ELEMENTARY	312.41
CONTRACT SERVICES	ELDREDGE, BRITTNEY	105.00
CONTRACT SERVICES	ELK RIDGE MIDDLE	2,350.00
CONTRACT SERVICES	ELLINGSON, HEATHER	60.00
CONTRACT SERVICES	ELOFF, SHERRIE	3.00
CONTRACT SERVICES	FLINT, WILLIAM	100.26
CONTRACT SERVICES	FOOTHILLS ELEMENTARY	4,245.06
CONTRACT SERVICES	FORT HERRIMAN MIDDLE	4,897.15
CONTRACT SERVICES	GROSH, JENNIFER	58.86
CONTRACT SERVICES	GUDGELL, JEANETTE	100.00
CONTRACT SERVICES	HALES, JAY	135.00
CONTRACT SERVICES	HAYDEN PEAK ELEMENTARY	3,640.91
CONTRACT SERVICES	HEARTLAND ELEMENTARY	1,600.00
CONTRACT SERVICES	HENSON, TREVOR	35.00
CONTRACT SERVICES	HERRIMAN HIGH SCHOOL	9,727.76
CONTRACT SERVICES	HOOK, KIMBERLY	25.28
CONTRACT SERVICES	JATC-NORTH	72,588.17
CONTRACT SERVICES	JOEL P JENSEN MIDDLE	3,390.00
CONTRACT SERVICES	JOHNSON, KRISTI	15.00
CONTRACT SERVICES	JORDAN CHILD DEVELOPMENT CENTER	80.00
CONTRACT SERVICES	JORDAN EDUCATION FOUNDATION	33,155.62
CONTRACT SERVICES	JORDAN RIDGE ELEMENTARY	4,750.00
CONTRACT SERVICES	KAURI SUE HAMILTON SCHOOL	10,781.14
CONTRACT SERVICES	LUNAK, NANCY	223.90
CONTRACT SERVICES	MARTINDALE, TRICIA	85.00
CONTRACT SERVICES	MCDONALD, JUDY	19.95
CONTRACT SERVICES	MICHAUD, MONICA	19.95
CONTRACT SERVICES	MIDAS CREEK ELEMENTARY	2,805.43
CONTRACT SERVICES	OQUIRRH ELEMENTARY	1,777.44
CONTRACT SERVICES	OQUIRRH HILLS MIDDLE	3,347.02
CONTRACT SERVICES	OSBORNE, JESSEE	25.00
CONTRACT SERVICES	OSBORNE, STEPHANIE	99.34
CONTRACT SERVICES	PETERSON, AMBRA	15.00
CONTRACT SERVICES	PLENERT, NICOLE	16.00
CONTRACT SERVICES	QUINCY, MANDY	0.00
CONTRACT SERVICES	RIVERS EDGE SCHOOL	1,119.54
CONTRACT SERVICES	RIVERSIDE ELEMENTARY	3,644.35

DESCRIPTION	VENDOR	AMOUNT
CONTRACT SERVICES	RIVERTON ELEMENTARY	425.00
CONTRACT SERVICES	RIVERTON HIGH	4,332.82
CONTRACT SERVICES	ROPER, SARAH	19.95
CONTRACT SERVICES	ROSAMOND ELEMENTARY	532.50
CONTRACT SERVICES	ROSE CREEK ELEMENTARY	1,280.00
CONTRACT SERVICES	ROUSE, SUZANNE	19.95
CONTRACT SERVICES	SHERIFF, CHAD	25.00
CONTRACT SERVICES	SILVER CREST ELEMENTARY	4,957.98
CONTRACT SERVICES	SORENSEN, DEBBIE	13.40
CONTRACT SERVICES	SOUTH HILLS MIDDLE	2,525.31
CONTRACT SERVICES	SOUTH JORDAN ELEMENTARY	3,138.41
CONTRACT SERVICES	SOUTH JORDAN MIDDLE	2,676.60
CONTRACT SERVICES	SOUTH VALLEY	553.56
CONTRACT SERVICES	STEVENSON, DAVID	153.00
CONTRACT SERVICES	SUNSET RIDGE MIDDLE	3,909.45
CONTRACT SERVICES	TALLEY, LUCAS	25.00
CONTRACT SERVICES	THOMAS, DARLA	10.58
CONTRACT SERVICES	TOLMAN, BRENDA	19.95
CONTRACT SERVICES	UTAH SCHOOLS FOR THE DEAF BLIND	8,994.20
CONTRACT SERVICES	VALLEY HIGH	120.00
CONTRACT SERVICES	VICKERS, LORILYN	19.95
CONTRACT SERVICES	WELBY ELEMENTARY	1,300.00
CONTRACT SERVICES	WEST HILLS MIDDLE	938.00
CONTRACT SERVICES	WEST JORDAN ELEMENTARY	318.00
CONTRACT SERVICES	WEST JORDAN MIDDLE	907.75
CONTRACT SERVICES	WHITE, ELIZABETH	19.95
CONTRACT SERVICES - GROUNDS	MCDERMOTT ENTERPRISES LTD	44,364.37
CONTRACT SERVICES DATA PROCESS	JORDAN EDUCATION FOUNDATION	5,886.05
CONTRACTED SOFTWARE	ANDERSON, ASHLIE	49.75
CONTRACTED SOFTWARE	ARNOLD, CLAREEN	80.40
CONTRACTED SOFTWARE	BARBIERO, JANET	133.10
CONTRACTED SOFTWARE	BECK, JODILYN	130.39
CONTRACTED SOFTWARE	BINGHAM HIGH	1,999.00
CONTRACTED SOFTWARE	BIRRELL, JENNIFER	19.95
CONTRACTED SOFTWARE	BREITLING, ANDREA	52.00
CONTRACTED SOFTWARE	BURK, KAREN	109.95
CONTRACTED SOFTWARE	BUTTERFIELD, LACEY	73.29
CONTRACTED SOFTWARE	CHAMBERLAIN, SHELLEY	19.95
CONTRACTED SOFTWARE	CHILD, KAYLEE	134.99
CONTRACTED SOFTWARE	CLOWARD, ELAINE	96.00
CONTRACTED SOFTWARE	COLUMBIA ELEMENTARY	125.00
CONTRACTED SOFTWARE	COLVIN, KATHRYN	125.00
CONTRACTED SOFTWARE	COPPER HILLS HIGH	68.97
CONTRACTED SOFTWARE	COPPER MOUNTAIN MIDDLE	25.00
CONTRACTED SOFTWARE	CREAGER, YU HAN	44.00
CONTRACTED SOFTWARE	CURTIS, VICKI	55.98
CONTRACTED SOFTWARE	DALY, MEGAN	19.95
CONTRACTED SOFTWARE	DAVIS, MATTHEW	118.95
CONTRACTED SOFTWARE	DAWSON, MALLORY	69.97
CONTRACTED SOFTWARE	FERRUFINO, SONJA	277.47
CONTRACTED SOFTWARE	FILIPPINI, MATTHEW	99.00
CONTRACTED SOFTWARE	FOSTER, HOLLY	125.00
CONTRACTED SOFTWARE	GARBETT, RITA	109.95
CONTRACTED SOFTWARE	GIBSON, KATHIE	65.00
CONTRACTED SOFTWARE	GRANT, LYNSEY	59.95
CONTRACTED SOFTWARE	GROVER, YVONNE	64.98
CONTRACTED SOFTWARE	HAMBLIN, TRAVIS	15.00
CONTRACTED SOFTWARE	HANKS, MELISSA	249.00
CONTRACTED SOFTWARE	HARWOOD, JESSIE	99.00
CONTRACTED SOFTWARE	HERRIMAN HIGH SCHOOL	5,174.92
CONTRACTED SOFTWARE	HOLT, SARA	25.56
CONTRACTED SOFTWARE	HUANG, YUFANG	223.99

DESCRIPTION	VENDOR	AMOUNT
CONTRACTED SOFTWARE	JATC-NORTH	6,355.48
CONTRACTED SOFTWARE	JENSEN, TRISHA	20.29
CONTRACTED SOFTWARE	JORDAN RIDGE ELEMENTARY	5,950.00
CONTRACTED SOFTWARE	KAMMERMAN, RANDALL	145.98
CONTRACTED SOFTWARE	KANG, XIAOMIN	24.99
CONTRACTED SOFTWARE	LEE, TONI	159.00
CONTRACTED SOFTWARE	LEWIS, ENID	25.00
CONTRACTED SOFTWARE	LUDLOW, AMY	46.79
CONTRACTED SOFTWARE	MEN, JONATHON	39.98
CONTRACTED SOFTWARE	MICHELSSEN, ROBIN	62.00
CONTRACTED SOFTWARE	MOUNTAIN STATE SCHOOLBOOK DEPOSITORY	30,982.50
CONTRACTED SOFTWARE	OCKEY, RACHEL	60.00
CONTRACTED SOFTWARE	OLSON, MEREDITH	216.75
CONTRACTED SOFTWARE	OLSON, ROSEMARY	19.95
CONTRACTED SOFTWARE	PARAMORE, SUSAN	128.13
CONTRACTED SOFTWARE	PAXTON, BELYNDA	19.95
CONTRACTED SOFTWARE	PLOURDE, AMBERLY	34.95
CONTRACTED SOFTWARE	PORTER, DANDEL	105.68
CONTRACTED SOFTWARE	PROBERT, KATIE	99.00
CONTRACTED SOFTWARE	RIVERTON HIGH	349.00
CONTRACTED SOFTWARE	ROBLES JUHAS, SILVIA	403.38
CONTRACTED SOFTWARE	ROMANS, CRYSTAL	122.58
CONTRACTED SOFTWARE	SIMI, KERRY	79.95
CONTRACTED SOFTWARE	SMITH, REBECCA	35.94
CONTRACTED SOFTWARE	SOUTH JORDAN ELEMENTARY	1,500.00
CONTRACTED SOFTWARE	SOUTH JORDAN MIDDLE	39.95
CONTRACTED SOFTWARE	STOWELL, REGAN DAWN	19.95
CONTRACTED SOFTWARE	SUNSET RIDGE MIDDLE	270.30
CONTRACTED SOFTWARE	SUTHERLAND, JULIE	105.98
CONTRACTED SOFTWARE	THOMAS, LETICIA	105.79
CONTRACTED SOFTWARE	VILLAR, GLORIA NORMA	192.00
CONTRACTED SOFTWARE	WARBURTON, TREVOR	4.26
CONTRACTED SOFTWARE	WARNER, DEBORAH	44.82
CONTRACTED SOFTWARE	WEST JORDAN MIDDLE	350.00
CONTRACTED SOFTWARE	WESTVALE ELEMENTARY	499.00
CONTRACTED SOFTWARE	WING, JULIANNA	204.68
COUNSELOR WELFARE FUND	BINGHAM HIGH	1,710.00
COUNSELOR WELFARE FUND	COPPER HILLS HIGH	1,710.00
COUNSELOR WELFARE FUND	COPPER MOUNTAIN MIDDLE	1,350.00
COUNSELOR WELFARE FUND	ELK RIDGE MIDDLE	2,070.00
COUNSELOR WELFARE FUND	FORT HERRIMAN MIDDLE	2,070.00
COUNSELOR WELFARE FUND	HERRIMAN HIGH SCHOOL	1,710.00
COUNSELOR WELFARE FUND	JOEL P JENSEN MIDDLE	1,710.00
COUNSELOR WELFARE FUND	OQUIRRH HILLS MIDDLE	2,070.00
COUNSELOR WELFARE FUND	RIVERTON HIGH	4,570.00
COUNSELOR WELFARE FUND	SOUTH HILLS MIDDLE	2,070.00
COUNSELOR WELFARE FUND	SOUTH JORDAN MIDDLE	2,070.00
COUNSELOR WELFARE FUND	SUNSET RIDGE MIDDLE	1,710.00
COUNSELOR WELFARE FUND	VALLEY HIGH	2,970.00
COUNSELOR WELFARE FUND	WEST HILLS MIDDLE	1,710.00
COUNSELOR WELFARE FUND	WEST JORDAN HIGH	1,710.00
COUNSELOR WELFARE FUND	WEST JORDAN MIDDLE	1,710.00
COWDERS CLASS BUTTERFIELD CANY	COWDER, LAURA	500.00
CREDIT CARD TRANSACTION FEES	ELK RIDGE MIDDLE	894.12
CREDIT CARD TRANSACTION FEES	FORT HERRIMAN MIDDLE	811.88
CREDIT CARD TRANSACTION FEES	HERRIMAN HIGH SCHOOL	5.98
CREDIT CARD TRANSACTION FEES	JOEL P JENSEN MIDDLE	74.99
CREDIT CARD TRANSACTION FEES	MILLIKEN, DAVID	99.13
CREDIT CARD TRANSACTION FEES	OQUIRRH HILLS MIDDLE	14.85
CREDIT CARD TRANSACTION FEES	RIVERTON HIGH	1,693.61
CREDIT CARD TRANSACTION FEES	SOUTH HILLS MIDDLE	653.14
CREDIT CARD TRANSACTION FEES	SOUTH JORDAN MIDDLE	1,037.30

DESCRIPTION	VENDOR	AMOUNT
CREDIT CARD TRANSACTION FEES	SUNSET RIDGE MIDDLE	524.14
CREDIT CARD TRANSACTION FEES	WEST HILLS MIDDLE	1,144.50
CREDIT CARD TRANSACTION FEES	WEST JORDAN MIDDLE	313.43
DAIRY PRODUCTS	MEADOW GOLD DAIRIES	3,378,535.33
DRIVERS ED PERMITS	BINGHAM HIGH	33,439.37
DRIVERS ED PERMITS	HERRIMAN HIGH SCHOOL	9,207.76
DRUG & ALCOHOL	VALLEY HIGH	360.00
DUAL IMMERSION CONTRACT PMT	SYLVAIN LEGRAND	2,000.00
EDUCATIONAL FIELD TRIPS	ALSTON, BETHANY	160.00
EDUCATIONAL FIELD TRIPS	ARENAS, ALISHA	44.85
EDUCATIONAL FIELD TRIPS	ASAY, JO	28.00
EDUCATIONAL FIELD TRIPS	BARLOW, TIFFANY	1,185.32
EDUCATIONAL FIELD TRIPS	BLUFFDALE ELEMENTARY	738.00
EDUCATIONAL FIELD TRIPS	BODTCHER, JULIE	50.00
EDUCATIONAL FIELD TRIPS	BUMAN, PAUL	212.00
EDUCATIONAL FIELD TRIPS	BURTON, SARAH	108.00
EDUCATIONAL FIELD TRIPS	BUTIKOFER, GLENDA	30.00
EDUCATIONAL FIELD TRIPS	BUTTERFIELD CANYON ELEMENTARY	128.48
EDUCATIONAL FIELD TRIPS	CHRISTENSEN, LAURIE	95.60
EDUCATIONAL FIELD TRIPS	CHUIDIAN, KAMI	110.50
EDUCATIONAL FIELD TRIPS	COLEMAN, AMY ELIZABETH	190.00
EDUCATIONAL FIELD TRIPS	COLVIN, KATHRYN	89.70
EDUCATIONAL FIELD TRIPS	COOK, TORI	191.20
EDUCATIONAL FIELD TRIPS	COPPER CANYON ELEMENTARY	126.92
EDUCATIONAL FIELD TRIPS	COPPER HILLS HIGH	42,677.75
EDUCATIONAL FIELD TRIPS	COPPER MOUNTAIN MIDDLE	1,648.63
EDUCATIONAL FIELD TRIPS	DRECKSEL, LAUNI	71.70
EDUCATIONAL FIELD TRIPS	DUNCAN, AARON	78.00
EDUCATIONAL FIELD TRIPS	EASTLAKE ELEMENTARY	1,255.82
EDUCATIONAL FIELD TRIPS	EASTON, ELIZABETH	32.90
EDUCATIONAL FIELD TRIPS	ELDER, LARAINE	51.00
EDUCATIONAL FIELD TRIPS	ELK RIDGE MIDDLE	127.09
EDUCATIONAL FIELD TRIPS	EMERSON, NORMAN	212.50
EDUCATIONAL FIELD TRIPS	FALCON RIDGE ELEMENTARY	254.26
EDUCATIONAL FIELD TRIPS	FISHER, RUBY	29.90
EDUCATIONAL FIELD TRIPS	FORMAN, KIMBERLY	20.00
EDUCATIONAL FIELD TRIPS	FORMAN, SHELLEY	403.15
EDUCATIONAL FIELD TRIPS	FORT HERRIMAN MIDDLE	6,530.11
EDUCATIONAL FIELD TRIPS	FOX HOLLOW ELEMENTARY	325.00
EDUCATIONAL FIELD TRIPS	GARDNER, ROBYN	312.00
EDUCATIONAL FIELD TRIPS	GILPATRICK, JENNIFER	55.60
EDUCATIONAL FIELD TRIPS	GUSTAFSON, SUSAN	422.00
EDUCATIONAL FIELD TRIPS	HANSEN, KYLEE	68.75
EDUCATIONAL FIELD TRIPS	HANSEN, PAMELA	39.70
EDUCATIONAL FIELD TRIPS	HEARTLAND ELEMENTARY	4,003.49
EDUCATIONAL FIELD TRIPS	HERRIMAN HIGH SCHOOL	1,346.04
EDUCATIONAL FIELD TRIPS	HOWARD, KIMBERLY	18.00
EDUCATIONAL FIELD TRIPS	JACOBSON, KELSEY	554.20
EDUCATIONAL FIELD TRIPS	JARMAN, KRISTEN	29.90
EDUCATIONAL FIELD TRIPS	JARRETT, JAN	200.00
EDUCATIONAL FIELD TRIPS	JATC-NORTH	3,515.85
EDUCATIONAL FIELD TRIPS	JOEL P JENSEN MIDDLE	2,972.85
EDUCATIONAL FIELD TRIPS	JOHNSON, MARNIE	11.95
EDUCATIONAL FIELD TRIPS	JORDAN EDUCATION FOUNDATION	756.50
EDUCATIONAL FIELD TRIPS	JORDAN RIDGE ELEMENTARY	1,160.41
EDUCATIONAL FIELD TRIPS	KAURI SUE HAMILTON SCHOOL	295.88
EDUCATIONAL FIELD TRIPS	LARUE, EMILY	129.80
EDUCATIONAL FIELD TRIPS	LAW, MARCI	150.00
EDUCATIONAL FIELD TRIPS	LLOYD, WENDY	50.00
EDUCATIONAL FIELD TRIPS	MAJESTIC ELEMENTARY	2,166.80
EDUCATIONAL FIELD TRIPS	MARSHALL, STACEY	44.85
EDUCATIONAL FIELD TRIPS	MARTIN, SARA	104.65

DESCRIPTION	VENDOR	AMOUNT
EDUCATIONAL FIELD TRIPS	MCMULLIN, AMY	384.30
EDUCATIONAL FIELD TRIPS	MORRILL, MALLORY	195.00
EDUCATIONAL FIELD TRIPS	O'BRIEN, VICTOR	62.50
EDUCATIONAL FIELD TRIPS	OAKCREST ELEMENTARY	86.94
EDUCATIONAL FIELD TRIPS	OQUIRRH HILLS MIDDLE	2,711.33
EDUCATIONAL FIELD TRIPS	PETERSON, SHELLY	412.35
EDUCATIONAL FIELD TRIPS	POWELL, ALICIA	57.55
EDUCATIONAL FIELD TRIPS	REYNOLDS, MELISSA	48.00
EDUCATIONAL FIELD TRIPS	RIVERS EDGE SCHOOL	95.70
EDUCATIONAL FIELD TRIPS	RIVERSIDE ELEMENTARY	193.00
EDUCATIONAL FIELD TRIPS	RIVERTON ELEMENTARY	226.36
EDUCATIONAL FIELD TRIPS	RIVERTON HIGH	838.70
EDUCATIONAL FIELD TRIPS	ROMNEY, VANDALYN	428.00
EDUCATIONAL FIELD TRIPS	SILVER CREST ELEMENTARY	122.24
EDUCATIONAL FIELD TRIPS	SIMI, KERRY	352.00
EDUCATIONAL FIELD TRIPS	SMITH, JILL	60.00
EDUCATIONAL FIELD TRIPS	SMITH, MELANIE	75.00
EDUCATIONAL FIELD TRIPS	SOUTH HILLS MIDDLE	632.80
EDUCATIONAL FIELD TRIPS	SOUTH JORDAN ELEMENTARY	28,347.93
EDUCATIONAL FIELD TRIPS	SOUTH VALLEY	382.93
EDUCATIONAL FIELD TRIPS	SOUTHLAND ELEMENTARY	1,767.25
EDUCATIONAL FIELD TRIPS	STEVENSON, DAVID	15.72
EDUCATIONAL FIELD TRIPS	STOUT, CHRISTINA	59.80
EDUCATIONAL FIELD TRIPS	SUNSET RIDGE MIDDLE	5,781.73
EDUCATIONAL FIELD TRIPS	TALLEY, LUCAS	329.96
EDUCATIONAL FIELD TRIPS	TAYLOR, MADISON	438.00
EDUCATIONAL FIELD TRIPS	VALLEY HIGH	3,696.68
EDUCATIONAL FIELD TRIPS	WADMAN, ANGELA	138.00
EDUCATIONAL FIELD TRIPS	WEST HILLS MIDDLE	2,359.44
EDUCATIONAL FIELD TRIPS	WEST JORDAN MIDDLE	686.40
EDUCATIONAL FIELD TRIPS	WESTERN, KELSEY	59.80
EDUCATIONAL FIELD TRIPS	WESTVALE ELEMENTARY	95.00
EDUCATIONAL FIELD TRIPS	WOOLF, LINDA	149.50
ELEMENTARY BAND/ORCHESTRA FEES	MCFARLAND, SZU YING	0.00
EMPLOYEE PREMIUM	MICHELS, CHERYL	705.92
END HUNGER CAMPAIGN	JORDAN EDUCATION FOUNDATION	376.00
ENERGY	PLATT ELECTRIC	4,538.65
ENRICHMENT	JORDAN EDUCATION FOUNDATION	750.00
ENRICHMENT	JORDAN RIDGE ELEMENTARY	2,116.15
ENRICHMENT	KAURI SUE HAMILTON SCHOOL	300.00
ENRICHMENT	RIVERTON HIGH	500.00
ENRICHMENT	SOUTHLAND ELEMENTARY	96.45
EQUIPMENT	APPLE COMPUTER INC	42,673.64
EQUIPMENT	BINGHAM HIGH	6,028.80
EQUIPMENT	BIO RAD LABORATORIES INC	8,270.74
EQUIPMENT	BIRD, TAMRA	2,199.07
EQUIPMENT	BLUFFDALE ELEMENTARY	3,083.33
EQUIPMENT	BULLOCK, ROBYN	279.00
EQUIPMENT	BUTTERFIELD CANYON ELEMENTARY	2,134.63
EQUIPMENT	CHALLIS, MARIA	319.48
EQUIPMENT	CHANG, CHIA LING	625.27
EQUIPMENT	CHATTERTON, ALLYSON	99.50
EQUIPMENT	COLLINS, RICHARD	200.00
EQUIPMENT	COLUMBIA ELEMENTARY	122.60
EQUIPMENT	COPPER CANYON ELEMENTARY	525.35
EQUIPMENT	COPPER HILLS HIGH	36,856.63
EQUIPMENT	COPPER MOUNTAIN MIDDLE	3,006.32
EQUIPMENT	CROMAR, CATHY	149.58
EQUIPMENT	DANIELS, MARLA	500.00
EQUIPMENT	DAYBREAK ELEMENTARY	426.76
EQUIPMENT	DEMCO INC	2,498.15
EQUIPMENT	DURFEE, KIM	399.99

DESCRIPTION	VENDOR	AMOUNT
EQUIPMENT	ELK MEADOWS ELEMENTARY	2,339.59
EQUIPMENT	ELK RIDGE MIDDLE	5,962.67
EQUIPMENT	ERICKSON, CONNIE	534.71
EQUIPMENT	FAIRBANKS, AMBER	76.24
EQUIPMENT	FALCON RIDGE ELEMENTARY	304.39
EQUIPMENT	FERRUFINO, SONJA	297.04
EQUIPMENT	FILIPPINI, MATTHEW	126.05
EQUIPMENT	FOOTHILLS ELEMENTARY	389.50
EQUIPMENT	FORT HERRIMAN MIDDLE	7,663.80
EQUIPMENT	FOX HOLLOW ELEMENTARY	108.54
EQUIPMENT	FREESTONE, KELLIE	213.63
EQUIPMENT	FUNCANNON, DEANNA	106.83
EQUIPMENT	GENTRY, BARBARA	2,578.50
EQUIPMENT	GUTIERREZ, CODI	448.74
EQUIPMENT	HANSEN, PAUL	145.66
EQUIPMENT	HANSON, MARY	154.99
EQUIPMENT	HAYDEN PEAK ELEMENTARY	7,781.26
EQUIPMENT	HERRIMAN ELEMENTARY	3,865.63
EQUIPMENT	HERRIMAN HIGH SCHOOL	52,606.99
EQUIPMENT	HOOPER, SHANNEL	1,513.30
EQUIPMENT	JATC-NORTH	2,682.02
EQUIPMENT	JESSOP, NICOLE	225.33
EQUIPMENT	JOEL P JENSEN MIDDLE	941.90
EQUIPMENT	JOHNSON, JENNY	4,267.83
EQUIPMENT	JONES, AMIE	99.99
EQUIPMENT	JONES, LAUNA LEE	219.90
EQUIPMENT	JORDAN CHILD DEVELOPMENT CENTER	839.94
EQUIPMENT	JORDAN HILLS ELEMENTARY	1,289.78
EQUIPMENT	JORDAN RIDGE ELEMENTARY	5,440.77
EQUIPMENT	KAURI SUE HAMILTON SCHOOL	8,741.16
EQUIPMENT	LARSEN, JESSICA	101.46
EQUIPMENT	LAWRENCE, THOMAS	41.18
EQUIPMENT	LEWIS, ENID	400.81
EQUIPMENT	LUDLOW, AMY	96.35
EQUIPMENT	MAJESTIC ELEMENTARY	1,178.29
EQUIPMENT	MANSOURI, MELINDA	2,584.88
EQUIPMENT	MAXFIELD, PAULA	424.29
EQUIPMENT	MCDONALD, PATRICK	494.99
EQUIPMENT	MEMMOTT, CRYSTAL	85.47
EQUIPMENT	MIDAS CREEK ELEMENTARY	2,232.84
EQUIPMENT	MILLER, CHRISTINE	106.84
EQUIPMENT	MOUNTAIN SHADOWS ELEMENTARY	190.00
EQUIPMENT	NELSON, MARK	320.51
EQUIPMENT	OAKCREST ELEMENTARY	778.88
EQUIPMENT	OQUIRRH HILLS MIDDLE	8,823.94
EQUIPMENT	PEISLEY, SHERRI	53.41
EQUIPMENT	PERKINS, JAMES	304.33
EQUIPMENT	PLATT ELECTRIC	2,803.33
EQUIPMENT	POULSEN, PEPPER	1,325.73
EQUIPMENT	RIVERS EDGE SCHOOL	3,575.80
EQUIPMENT	RIVERTON ELEMENTARY	1,813.02
EQUIPMENT	RIVERTON HIGH	37,517.53
EQUIPMENT	ROBBINS, ANN	202.50
EQUIPMENT	ROMNEY, VANDALYN	384.62
EQUIPMENT	ROSAMOND ELEMENTARY	3,263.01
EQUIPMENT	ROSE CREEK ELEMENTARY	13,399.48
EQUIPMENT	ROTHE, KRISTENE	106.84
EQUIPMENT	SCHMIDT, TERRI	345.24
EQUIPMENT	SOUMPHOLPHAKDY, KITTISACK	144.10
EQUIPMENT	SOUTH HILLS MIDDLE	3,957.34
EQUIPMENT	SOUTH JORDAN ELEMENTARY	783.25
EQUIPMENT	SOUTH JORDAN MIDDLE	9,225.23

DESCRIPTION	VENDOR	AMOUNT
EQUIPMENT	SOUTH VALLEY	203,566.00
EQUIPMENT	SOWA, MARK	149.52
EQUIPMENT	SPRAGUE, KEVAN	364.41
EQUIPMENT	STEWART-BROWNING, JOAN	206.97
EQUIPMENT	STIRLAND, DARREN	128.13
EQUIPMENT	SUMMERS, TERRI	6,323.88
EQUIPMENT	SUNSET RIDGE MIDDLE	10,575.33
EQUIPMENT	TALLEY, LUCAS	359.95
EQUIPMENT	TERRA LINDA ELEMENTARY	568.00
EQUIPMENT	TURNER, KATHLEEN	747.94
EQUIPMENT	VALLEY HIGH	2,928.41
EQUIPMENT	VILLAR, GLORIA NORMA	469.84
EQUIPMENT	WELBY ELEMENTARY	202.94
EQUIPMENT	WEST JORDAN ELEMENTARY	412.84
EQUIPMENT	WEST JORDAN HIGH	6,807.40
EQUIPMENT	WEST JORDAN MIDDLE	7,528.66
EQUIPMENT	WILLIAMS, KAREN	329.33
EQUIPMENT	WOODWARD, JANET	120.61
EQUIPMENT RENTAL	KAURI SUE HAMILTON SCHOOL	407.25
EQUIPMENT REPAIR	BINGHAM HIGH	1,003.07
EQUIPMENT REPAIR	COPPER HILLS HIGH	1,247.43
EQUIPMENT REPAIR	COPPER MOUNTAIN MIDDLE	282.95
EQUIPMENT REPAIR	FISHER, DEBRA	112.92
EQUIPMENT REPAIR	FORT HERRIMAN MIDDLE	286.00
EQUIPMENT REPAIR	HERRIMAN HIGH SCHOOL	30.00
EQUIPMENT REPAIR	JATC-NORTH	398.27
EQUIPMENT REPAIR	JORDAN HILLS ELEMENTARY	638.16
EQUIPMENT REPAIR	JORDAN RIDGE ELEMENTARY	398.00
EQUIPMENT REPAIR	KAURI SUE HAMILTON SCHOOL	11,201.99
EQUIPMENT REPAIR	LUCERO, TRAVIS	57.00
EQUIPMENT REPAIR	OQUIRRH HILLS MIDDLE	1,688.50
EQUIPMENT REPAIR	RIVERS EDGE SCHOOL	100.00
EQUIPMENT REPAIR	RIVERTON HIGH	2,895.14
EQUIPMENT REPAIR	SILATOLU, ROBIN	117.54
EQUIPMENT REPAIR	SOUTH HILLS MIDDLE	145.00
EQUIPMENT REPAIR	SOUTH JORDAN ELEMENTARY	498.00
EQUIPMENT REPAIR	SOUTH JORDAN MIDDLE	2,731.00
EQUIPMENT REPAIR	SOUTH VALLEY	1,039.49
EQUIPMENT REPAIR	SOUTHLAND ELEMENTARY	83.60
EQUIPMENT REPAIR	STUTZNEGGER, AMY	68.20
EQUIPMENT REPAIR	SUNSET RIDGE MIDDLE	1,464.79
EVAN'S CLASS SILVER CREST ELEM	SILVER CREST ELEMENTARY	300.00
FACILITY RENTAL	OAKCREST ELEMENTARY	150.00
FEE WAIVER	VALLEY HIGH	17,250.00
FEE WAIVER	WEST JORDAN HIGH	188,260.57
FEE WAIVER	WEST JORDAN MIDDLE	597.00
FEES	JORDAN EDUCATION FOUNDATION	1,000.00
FIELD TRIP FUND	SOUTH JORDAN ELEMENTARY	5,410.91
FILL THE BUS FIELD TRIP FUND	SOUTHLAND ELEMENTARY	325.80
FINGERPRINTING	CHASE, STEPHANIE	0.00
FINGERPRINTING	DIMMICK, ANDREA	45.00
FINGERPRINTING	EDDINGTON, RICHARD	10.00
FINGERPRINTING	FLYGARE, WHITNEY	42.00
FINGERPRINTING	HANSEN, AMANDA	45.00
FINGERPRINTING	JOHNSON, JULIE	20.00
FINGERPRINTING	KNOX, JESSICA	84.00
FINGERPRINTING	LINTZ, TYLER	53.00
FINGERPRINTING	MARTIN-LEMASTER, JUNE	10.00
FINGERPRINTING	PEARSON, ELIZABETH	20.00
FINGERPRINTING	SIMMONS, KATHY	10.00
FINGERPRINTING CHARGES	GRANT, STEPHANIE	20.00
FINGERPRINTING CHARGES	HOWE, JANET	20.00

DESCRIPTION	VENDOR	AMOUNT
FINGERPRINTING CHARGES	JENSEN, HERBERT	20.00
FINGERPRINTING CHARGES	JENSEN, LENNAN	53.00
FOOD PURCHASES	5 BUCK PIZZA	405,677.17
FOOD PURCHASES	A AND Z PRODUCE COMPANY	15,133.20
FOOD PURCHASES	ADAMS, JENNIFER	5.90
FOOD PURCHASES	ADAMS, MARCY	57.33
FOOD PURCHASES	ADAMS, STEPHANIE	1,266.66
FOOD PURCHASES	AKAGI, MARY	119.31
FOOD PURCHASES	ALENCAR, KAYLEEN	17.20
FOOD PURCHASES	ALEXANDER, KRISTIE	28.14
FOOD PURCHASES	ALGER, BUDDY	354.63
FOOD PURCHASES	ALLCHURCH, ERIN	30.00
FOOD PURCHASES	ALLEN, ANGELA	31.50
FOOD PURCHASES	ALLEN, BRITTANY	72.18
FOOD PURCHASES	ALLEN, BROOK	68.90
FOOD PURCHASES	ALLEN, DOUGLAS	150.21
FOOD PURCHASES	ALLEN, VALERIE	27.00
FOOD PURCHASES	ALLRED, BRITTANY	12.32
FOOD PURCHASES	ALLRED, CHERYL	22.90
FOOD PURCHASES	ALM, ANGELA	94.40
FOOD PURCHASES	ALSTON, BETHANY	96.07
FOOD PURCHASES	ALVARADO, SHAUNA	50.90
FOOD PURCHASES	AMES, JILL	48.32
FOOD PURCHASES	ANDELIN, AMY	90.03
FOOD PURCHASES	ANDERSON, AMI	114.42
FOOD PURCHASES	ANDERSON, ASHLEY	6.25
FOOD PURCHASES	ANDERSON, ASHLIE	10.56
FOOD PURCHASES	ANDERSON, BRENDA	93.08
FOOD PURCHASES	ANDERSON, CAMI	45.21
FOOD PURCHASES	ANDERSON, CYNTHIA	28.25
FOOD PURCHASES	ANDERSON, HEATHER	45.55
FOOD PURCHASES	ANDERSON, JODI	40.64
FOOD PURCHASES	ANDERSON, LISA	51.50
FOOD PURCHASES	ARENAS, ALISHA	232.04
FOOD PURCHASES	ARKO, ALLEN	799.44
FOOD PURCHASES	ARKO, CHARLENE	217.35
FOOD PURCHASES	ARMSTRONG, JAN	215.54
FOOD PURCHASES	ASAY, JO	131.51
FOOD PURCHASES	ASHTON, MELISSA	171.87
FOOD PURCHASES	ATKIN, ADRIENNE	26.25
FOOD PURCHASES	ATWOOD, DEBRA	324.87
FOOD PURCHASES	AUSTIN, HEATHER	10.28
FOOD PURCHASES	BABCOCK, WENDY	55.01
FOOD PURCHASES	BACHMAN, HEATHER	20.28
FOOD PURCHASES	BAGGETT, TAMARA	132.03
FOOD PURCHASES	BAILEY, SHELLEY	28.49
FOOD PURCHASES	BAILEY, WENDI	46.31
FOOD PURCHASES	BAIR, DEEPIKA	58.72
FOOD PURCHASES	BAKER, COURTNEY	54.10
FOOD PURCHASES	BAKER, JULIE	94.22
FOOD PURCHASES	BALLARD, DEBBIE	676.03
FOOD PURCHASES	BARDOLPH, LIZA	174.57
FOOD PURCHASES	BARLOW, TIFFANY	402.15
FOOD PURCHASES	BARLOW, WHITNEY	188.14
FOOD PURCHASES	BARRON, HENNI	69.43
FOOD PURCHASES	BARTHOLOMEW, NATALIE	185.81
FOOD PURCHASES	BARTHOLOMEW, STACY	14.34
FOOD PURCHASES	BARTLETT, SYDNEE	14.21
FOOD PURCHASES	BARTON, ALICIA	46.76
FOOD PURCHASES	BARTON, KRISTEN	20.95
FOOD PURCHASES	BASS, DENISE	3.40
FOOD PURCHASES	BATES, KRISTINE	56.70

DESCRIPTION	VENDOR	AMOUNT
FOOD PURCHASES	BATOR, TAWNYA	31.02
FOOD PURCHASES	BAXTER, LINDSEY	57.92
FOOD PURCHASES	BECK, TAMARA	157.62
FOOD PURCHASES	BECKNELL, DARLENE	123.47
FOOD PURCHASES	BELL, BEVERLY	15.00
FOOD PURCHASES	BELL, HOLLY	315.69
FOOD PURCHASES	BELLER, SIONELLE	12.56
FOOD PURCHASES	BELLINGER, CORRINE	53.85
FOOD PURCHASES	BELLOWS, LAURIE	89.35
FOOD PURCHASES	BENNETT, ANDREA	1,339.77
FOOD PURCHASES	BENNETT, GAIL	74.00
FOOD PURCHASES	BENNIGHT, SARAH	2.04
FOOD PURCHASES	BENSON, LAURIE	47.95
FOOD PURCHASES	BERBER, ALINA	45.10
FOOD PURCHASES	BERGER, LINDSAY	165.19
FOOD PURCHASES	BERNIER, SALWA	7.69
FOOD PURCHASES	BERNINI, JAMES	104.22
FOOD PURCHASES	BERRY, DAVID	24.65
FOOD PURCHASES	BEVILACQUA, ANDREIA	55.00
FOOD PURCHASES	BINGHAM HIGH	2,347.62
FOOD PURCHASES	BINGHAM, MICHELLE	14.87
FOOD PURCHASES	BIRD, EDITH	144.33
FOOD PURCHASES	BIRD, TAMRA	271.79
FOOD PURCHASES	BIRRELL, JENNIFER	120.01
FOOD PURCHASES	BLACK, CARRIE	6.18
FOOD PURCHASES	BLACK, JENNIFER	15.71
FOOD PURCHASES	BLACK, LESLEY	82.70
FOOD PURCHASES	BLACKBURN, REBECCA	31.35
FOOD PURCHASES	BLANCHETTE, LYNETTE	33.35
FOOD PURCHASES	BLANEY, ANDREA	11.49
FOOD PURCHASES	BLANEY, DIANNE	17.08
FOOD PURCHASES	BLODGETT, JOHN	66.00
FOOD PURCHASES	BLUFFDALE ELEMENTARY	845.92
FOOD PURCHASES	BLUNCK, ELIZABETH	103.15
FOOD PURCHASES	BODENHOFER, JENNICA	62.94
FOOD PURCHASES	BODTCHER, JULIE	331.20
FOOD PURCHASES	BOJAK, RICHARD	136.61
FOOD PURCHASES	BOLDUC, SHIRLEEN	90.49
FOOD PURCHASES	BOWEN, TIFFANY	49.85
FOOD PURCHASES	BRECHT, LEILANI	40.83
FOOD PURCHASES	BRIGGS, RANDEE	3.00
FOOD PURCHASES	BRINKMAN, TERESA	58.71
FOOD PURCHASES	BROADHEAD, PAMELA	177.85
FOOD PURCHASES	BROWN, KAREN	10.73
FOOD PURCHASES	BROWN, MARY	69.72
FOOD PURCHASES	BROWN, TARA	44.76
FOOD PURCHASES	BRUGGER, TONYA	22.60
FOOD PURCHASES	BUCHANAN, CARMEN	43.44
FOOD PURCHASES	BUCKLEY, EMILY	58.43
FOOD PURCHASES	BUKER, KEMBREE	5.99
FOOD PURCHASES	BULLOCK, JEANETTE	86.17
FOOD PURCHASES	BULLOCK, JOYCE	99.61
FOOD PURCHASES	BURDICK, TODD	64.76
FOOD PURCHASES	BURGE, BRENT	413.94
FOOD PURCHASES	BURGESS, KIMBERLY	66.61
FOOD PURCHASES	BURK, KAREN	5.54
FOOD PURCHASES	BURKE, TERI	18.56
FOOD PURCHASES	BURNINGHAM, MARILYN	336.60
FOOD PURCHASES	BURTON, SARAH	97.07
FOOD PURCHASES	BUTIKOFER, GLENDA	12.64
FOOD PURCHASES	BUTLER, DAVID	201.65
FOOD PURCHASES	BUTTERFIELD CANYON ELEMENTARY	52.82

DESCRIPTION	VENDOR	AMOUNT
FOOD PURCHASES	BUTTERFIELD, CORALEE	40.22
FOOD PURCHASES	BUTTERFIELD, KAREN	30.88
FOOD PURCHASES	CALHOUN, ASHLEY	61.67
FOOD PURCHASES	CALHOUN, TRISH	18.11
FOOD PURCHASES	CAMPOS, VYNESSA	40.38
FOOD PURCHASES	CANDRIAN, NANCY	1,202.53
FOOD PURCHASES	CARLSON, STEVEN	14.00
FOOD PURCHASES	CARWIN, JASON	22.73
FOOD PURCHASES	CAVANAUGH, EMILY	1,263.91
FOOD PURCHASES	CEREZO-BERBEL, ANA	130.69
FOOD PURCHASES	CHAMBERLAIN, SHELLEY	349.10
FOOD PURCHASES	CHAMBERS, KASEY	10.28
FOOD PURCHASES	CHANDLER, PEGGY	395.90
FOOD PURCHASES	CHANG, CHIA LING	45.63
FOOD PURCHASES	CHAPMAN, JENNIFER	85.85
FOOD PURCHASES	CHAPMAN, KAREN	240.00
FOOD PURCHASES	CHASE, TARA	658.02
FOOD PURCHASES	CHAVEZ, MELISSA	659.56
FOOD PURCHASES	CHEUNG, ELISHA	24.70
FOOD PURCHASES	CHEUNG, ELISHA	65.38
FOOD PURCHASES	CHILD, KAYLEE	124.09
FOOD PURCHASES	CHILDS, TERI	10.74
FOOD PURCHASES	CHRISTENSEN, CAROLYNN	37.00
FOOD PURCHASES	CHRISTENSEN, KIM	69.85
FOOD PURCHASES	CHRISTENSEN, LAURIE	75.28
FOOD PURCHASES	CHRISTENSEN, LINDA	159.19
FOOD PURCHASES	CHRISTENSEN, RONALD	16.40
FOOD PURCHASES	CHRISTENSEN, SONJA	59.88
FOOD PURCHASES	CHRISTENSEN, STEPHANIE	36.09
FOOD PURCHASES	CHRISTIANSEN, MELISA	188.98
FOOD PURCHASES	CHRISTOPHER, LEAH	25.37
FOOD PURCHASES	CHUIDIAN, KAMI	40.08
FOOD PURCHASES	CLARK, JENNIFER	295.95
FOOD PURCHASES	CLAY, DAVID	78.77
FOOD PURCHASES	CLELLAND, ERIN	3.09
FOOD PURCHASES	CLIFFORD, DANIELLE	97.45
FOOD PURCHASES	CLOWARD, KATRINA	242.15
FOOD PURCHASES	CLUFF, BROOKE	5.15
FOOD PURCHASES	COE, LAUREL	20.95
FOOD PURCHASES	COLUMBIA ELEMENTARY	5,196.74
FOOD PURCHASES	COLVIN, KATHRYN	471.09
FOOD PURCHASES	COLYER, SHAWN	1,323.67
FOOD PURCHASES	CONKEL, REBECCA	24.49
FOOD PURCHASES	COOK, TORI	91.27
FOOD PURCHASES	COOPERMAN, MARY	6.14
FOOD PURCHASES	COPPER CANYON ELEMENTARY	268.24
FOOD PURCHASES	COPPER HILLS HIGH	22,583.43
FOOD PURCHASES	COPPER MOUNTAIN MIDDLE	9,474.76
FOOD PURCHASES	CORBETT, CHRISTINA	19.58
FOOD PURCHASES	CORFIELD, KERI	1,001.01
FOOD PURCHASES	COTTLE, CRAIG	170.87
FOOD PURCHASES	COULAM, JENNIFER	90.82
FOOD PURCHASES	COX, TARYN	119.19
FOOD PURCHASES	COYLE, JENNIFER	30.00
FOOD PURCHASES	CRANE, JODEE	215.75
FOOD PURCHASES	CRANE, LINDA	21.94
FOOD PURCHASES	CROCKETT, BONNIE	48.18
FOOD PURCHASES	CROMAR, CATHY	19.56
FOOD PURCHASES	CROWTHER, SHELLIE	50.40
FOOD PURCHASES	CRUMP, CINDY	55.50
FOOD PURCHASES	CUMMINGS, KRISTA	27.20
FOOD PURCHASES	CURRAN, CAROLYN	29.54

DESCRIPTION	VENDOR	AMOUNT
FOOD PURCHASES	CURTIS, JACALYN	28.70
FOOD PURCHASES	DAINS, MARIKA	186.43
FOOD PURCHASES	DALL, REBECCA	29.54
FOOD PURCHASES	DALLINGA, SHANNON	2.23
FOOD PURCHASES	DANIELS, SHLORI	29.70
FOOD PURCHASES	DAVENPORT, MELANIE	124.32
FOOD PURCHASES	DAVIES, TRACEY	27.75
FOOD PURCHASES	DAVIS, KELLIE	37.90
FOOD PURCHASES	DAVIS, KEVIN	112.81
FOOD PURCHASES	DAYBREAK ELEMENTARY	126.28
FOOD PURCHASES	DE OLIVEIRA, LUCIANE	11.40
FOOD PURCHASES	DELUCA, MISTEE	30.44
FOOD PURCHASES	DEMAGISTRIS, JULIA	43.36
FOOD PURCHASES	DENISON, MATTHEW	49.09
FOOD PURCHASES	DENISON, SABRINA	321.11
FOOD PURCHASES	DERDERIAN, HEATHER	19.12
FOOD PURCHASES	DESPAIN, CHRISTIE	28.99
FOOD PURCHASES	DITTMORE, WAYNE	198.26
FOOD PURCHASES	DOMINGUEZ, THERESA	15.12
FOOD PURCHASES	DONALDSON, SHAUNA	74.26
FOOD PURCHASES	DONALSON, TIFFANY	128.94
FOOD PURCHASES	DORIUS, RUTH	32.04
FOOD PURCHASES	DOTY, AMANDA	77.01
FOOD PURCHASES	DOTY, PATRICIA	144.69
FOOD PURCHASES	DRAPER, JEFFRAY	1.00
FOOD PURCHASES	DRECKSEL, LAUNI	39.14
FOOD PURCHASES	DRESSER, TAMRA	17.98
FOOD PURCHASES	DROZ, CHERYL	62.92
FOOD PURCHASES	DUHAINE, JANET	54.35
FOOD PURCHASES	DUNCAN, AARON	115.67
FOOD PURCHASES	DUNCAN, CHARLENE	305.60
FOOD PURCHASES	EASTLAKE ELEMENTARY	96.00
FOOD PURCHASES	EDWARDS, AMANDA	49.32
FOOD PURCHASES	EDWARDS, JEREMIAH	85.53
FOOD PURCHASES	ELDER, LARAINÉ	72.18
FOOD PURCHASES	ELK MEADOWS ELEMENTARY	83.49
FOOD PURCHASES	ELK RIDGE MIDDLE	10,995.56
FOOD PURCHASES	ELLIOTT, DENA	34.65
FOOD PURCHASES	ELLIOTT, KATELYN	24.79
FOOD PURCHASES	EMERSON, NORMAN	70.66
FOOD PURCHASES	EMMER, HILLARY	168.88
FOOD PURCHASES	ENGLAND, LINDA	23.69
FOOD PURCHASES	EPPERSON, CINDY	135.62
FOOD PURCHASES	EPPERSON, JENNIFER	660.36
FOOD PURCHASES	ERDMANN, MARY ANN	996.50
FOOD PURCHASES	ERICKSON, CHARLA	83.98
FOOD PURCHASES	ESPINOSA, BETTINA	426.52
FOOD PURCHASES	ETHERINGTON, WHITNEY	23.03
FOOD PURCHASES	EVANS, LUCIE	141.78
FOOD PURCHASES	FAIRBANKS, AMBER	217.17
FOOD PURCHASES	FALCON RIDGE ELEMENTARY	268.96
FOOD PURCHASES	FARNSWORTH, NANCY	58.13
FOOD PURCHASES	FAY, RAEGAN	88.98
FOOD PURCHASES	FEICHTER, MICHELLE	54.62
FOOD PURCHASES	FELLOWS, MEGAN	60.69
FOOD PURCHASES	FERRUFINO, SONJA	117.32
FOOD PURCHASES	FIRKINS, JILL	26.96
FOOD PURCHASES	FISHER, JENNIFER	465.91
FOOD PURCHASES	FISHER, MELANIE	30.80
FOOD PURCHASES	FISHER, RUBY	95.13
FOOD PURCHASES	FISO, CORRINE	28.01
FOOD PURCHASES	FLYGARE, WHITNEY	59.62

DESCRIPTION	VENDOR	AMOUNT
FOOD PURCHASES	FOBERT, HALCEYN	46.95
FOOD PURCHASES	FORMAN, KIMBERLY	15.09
FOOD PURCHASES	FORSYTH, TERI	11.36
FOOD PURCHASES	FORT HERRIMAN MIDDLE	16,195.43
FOOD PURCHASES	FOSTER, HOLLY	522.19
FOOD PURCHASES	FRAMPTON, JOSHUA	127.49
FOOD PURCHASES	FRANCIS, NICOLE	79.84
FOOD PURCHASES	FRAZIER, CARI	30.00
FOOD PURCHASES	FREEMAN, LISA	54.04
FOOD PURCHASES	FREESTONE, KELLIE	10.41
FOOD PURCHASES	FRODGE, ROBIN	715.71
FOOD PURCHASES	FROHLICH, KRISTEN	10.82
FOOD PURCHASES	FULMER, TAMRA	12.64
FOOD PURCHASES	FURBUSH, PAIGE	546.13
FOOD PURCHASES	GAITAN, LOREAL	90.53
FOOD PURCHASES	GARBETT, RITA	99.59
FOOD PURCHASES	GARDNER, WENDY	20.52
FOOD PURCHASES	GENTRY, BARBARA	4,651.15
FOOD PURCHASES	GIBBS, CHERYL	8.22
FOOD PURCHASES	GIBSON, KIM	273.12
FOOD PURCHASES	GIFFEN, KELLY	2.84
FOOD PURCHASES	GIFFORD, RAYLEE	5.52
FOOD PURCHASES	GILES, DON	32.21
FOOD PURCHASES	GILL, ANNE	44.99
FOOD PURCHASES	GILLESPIE, ANNA	6.44
FOOD PURCHASES	GINES, ROBYN	22.69
FOOD PURCHASES	GINES, VALERY	40.02
FOOD PURCHASES	GLAUSER, LEISA	226.38
FOOD PURCHASES	GLOVER, RANISHA	27.07
FOOD PURCHASES	GODFREY, ANTHONY	85.65
FOOD PURCHASES	GOFF, KIRSTEN	15.00
FOOD PURCHASES	GOLD, LINDA	154.05
FOOD PURCHASES	GOLDING, KIMBERLY	39.22
FOOD PURCHASES	GOMEZ, WENDY	37.32
FOOD PURCHASES	GOODRICH, KENNETH	84.48
FOOD PURCHASES	GOODSELL, LAUREN	32.34
FOOD PURCHASES	GOODWIN, MANDY	8.01
FOOD PURCHASES	GORDON, ELLEN	588.48
FOOD PURCHASES	GORDON, JAMIE	17.88
FOOD PURCHASES	GOTBERG, PATRICIA	98.01
FOOD PURCHASES	GOUGH, CAROLYN	15.64
FOOD PURCHASES	GRAHAM, SIERRA	247.34
FOOD PURCHASES	GRECO, BRITTANY	20.55
FOOD PURCHASES	GRESSMEN, CASEY	53.90
FOOD PURCHASES	GRIFFITH, HOWARD	92.01
FOOD PURCHASES	GROVER, YVONNE	44.00
FOOD PURCHASES	GUBLER, VIVIAN	9.14
FOOD PURCHASES	GUDGELL, JEANETTE	252.06
FOOD PURCHASES	GUNN, SHARON	21.38
FOOD PURCHASES	GUNNELL, CHARMAINE	7.75
FOOD PURCHASES	GURNEY, VALENE	241.57
FOOD PURCHASES	GUSTAFSON, WILDA	78.58
FOOD PURCHASES	GWILLIAM, CHARLES	0.00
FOOD PURCHASES	HAGMAN, CAROLINE	21.44
FOOD PURCHASES	HALL, ALISON	16.32
FOOD PURCHASES	HALL, STEVEN	116.11
FOOD PURCHASES	HAMBLIN, TRAVIS	129.92
FOOD PURCHASES	HAMILTON, ANGELA	19.31
FOOD PURCHASES	HANDY, MELISSA	265.45
FOOD PURCHASES	HANNA, ALLYSON	64.93
FOOD PURCHASES	HANNA, ERILYN	28.73
FOOD PURCHASES	HANSEN, FABIANA	4.27

DESCRIPTION	VENDOR	AMOUNT
FOOD PURCHASES	HANSEN, JENNIE	120.36
FOOD PURCHASES	HANSEN, JULIE	24.70
FOOD PURCHASES	HANSEN, MELINE	61.76
FOOD PURCHASES	HANSEN, MICHELLE	196.89
FOOD PURCHASES	HANSEN, SHAYLYN	199.82
FOOD PURCHASES	HANSON, MARY	485.73
FOOD PURCHASES	HARBISON, EMILY	32.68
FOOD PURCHASES	HARDINGER, TIFFANY	61.46
FOOD PURCHASES	HARRINGTON, MATTHEW	1,495.71
FOOD PURCHASES	HARRIS, NICOLE	1.00
FOOD PURCHASES	HARRISON, ANNE	363.31
FOOD PURCHASES	HARRY, JOAN	16.40
FOOD PURCHASES	HARTLE, SHAYLENE	24.66
FOOD PURCHASES	HARVEY, HELEN	85.07
FOOD PURCHASES	HARWARD, JANE	4,787.39
FOOD PURCHASES	HARWOOD, JESSIE	39.91
FOOD PURCHASES	HEAGREN, LEANNE	10.35
FOOD PURCHASES	HEARTLAND ELEMENTARY	2,596.55
FOOD PURCHASES	HEATON, MICHELLE	21.92
FOOD PURCHASES	HENDERSON, JOHN	25.49
FOOD PURCHASES	HENDRICKSON, HEIDI	37.70
FOOD PURCHASES	HENSLEE, SANDRA	49.31
FOOD PURCHASES	HERRIMAN HIGH SCHOOL	4,274.86
FOOD PURCHASES	HERRSCHER, ANGELA	36.59
FOOD PURCHASES	HESSING, JERILYN	121.27
FOOD PURCHASES	HIGGINS, MISTY	105.77
FOOD PURCHASES	HILLER, MELISSA	22.85
FOOD PURCHASES	HILTON, ERICA	686.70
FOOD PURCHASES	HIRASE, SUSAN	100.50
FOOD PURCHASES	HOFER, BRIANNA	462.24
FOOD PURCHASES	HOLDORF, REBECCA	34.73
FOOD PURCHASES	HOLLAND, CHERYL	10.57
FOOD PURCHASES	HOLLAND, DIANE	510.87
FOOD PURCHASES	HOLLENBACH, SALLI	199.31
FOOD PURCHASES	HOLLIDAY, ELIZABETH	33.72
FOOD PURCHASES	HONG, MARJORIE	22.08
FOOD PURCHASES	HOOPER, SHANNEL	218.37
FOOD PURCHASES	HORNE, CHARITY	64.83
FOOD PURCHASES	HOURMANESH, NAJMEH	427.82
FOOD PURCHASES	HOWARD, KIMBERLY	9.25
FOOD PURCHASES	HOWE, JANET	449.74
FOOD PURCHASES	HUNT, VALERIE	21.24
FOOD PURCHASES	HUNTING, DANIEL	23.00
FOOD PURCHASES	HUNTSMAN, AMANDA	98.45
FOOD PURCHASES	HURST, NIKKI	53.85
FOOD PURCHASES	HYTE, HOLLY	330.62
FOOD PURCHASES	IHLER, MARJORIE	55.16
FOOD PURCHASES	IOANE, NOELAPOOMAICALA	3.43
FOOD PURCHASES	JACKSON, LISA	78.71
FOOD PURCHASES	JACOB, LAURA	16.95
FOOD PURCHASES	JACOBSON, KELSEY	340.00
FOOD PURCHASES	JACOBSON, MICHAEL	54.68
FOOD PURCHASES	JAMES, CHELSEY	44.98
FOOD PURCHASES	JARRETT, JAN	2,132.73
FOOD PURCHASES	JARVIS, BRITTNEE	6.15
FOOD PURCHASES	JATC-NORTH	2,740.39
FOOD PURCHASES	JENSEN, JENNIFER	42.25
FOOD PURCHASES	JENSEN, JODY	27.90
FOOD PURCHASES	JENSEN, KAREN	38.08
FOOD PURCHASES	JENSEN, LISA	22.33
FOOD PURCHASES	JENSEN, MANDI	1,766.10
FOOD PURCHASES	JENSEN, NICHOLE	208.97

DESCRIPTION	VENDOR	AMOUNT
FOOD PURCHASES	JENSEN, PAMELA	13.54
FOOD PURCHASES	JENSEN, VERLENE	219.12
FOOD PURCHASES	JEPPERSON, SHERI	49.45
FOOD PURCHASES	JERMAN, ROGER	89.98
FOOD PURCHASES	JESSOP, NICOLE	96.86
FOOD PURCHASES	JOEL P JENSEN MIDDLE	6,471.56
FOOD PURCHASES	JOFFS, KATHERINE	58.15
FOOD PURCHASES	JOHANSEN, KRISTY	37.00
FOOD PURCHASES	JOHNSEN, STACEY	29.70
FOOD PURCHASES	JOHNSON, ELISHA	27.83
FOOD PURCHASES	JOHNSON, EMILY	2,037.39
FOOD PURCHASES	JOHNSON, HIEDI	24.72
FOOD PURCHASES	JOHNSON, PATRICE	195.75
FOOD PURCHASES	JOHNSON, SARAH	78.52
FOOD PURCHASES	JOHNSON, SUZETTE	312.76
FOOD PURCHASES	JOLLEY, D BURKE	69.06
FOOD PURCHASES	JOLLEY, KRISTINE	148.74
FOOD PURCHASES	JOLLEY, SANDRA	14.39
FOOD PURCHASES	JOLLEY, STEPHEN	89.97
FOOD PURCHASES	JONES, AMIE	335.18
FOOD PURCHASES	JORDAN CHILD DEVELOPMENT CENTER	3,394.13
FOOD PURCHASES	JORDAN EDUCATION FOUNDATION	30,863.44
FOOD PURCHASES	JORDAN HILLS ELEMENTARY	34.82
FOOD PURCHASES	JORDAN RIDGE ELEMENTARY	456.93
FOOD PURCHASES	JORGENSEN, KATHLEEN	31.53
FOOD PURCHASES	JUAREZ, JESSICA	14.60
FOOD PURCHASES	JUSTESEN, COLLETTE	92.22
FOOD PURCHASES	KAMMERMAN, RANDALL	784.83
FOOD PURCHASES	KAPELE, KA'IANA	826.04
FOOD PURCHASES	KARREN, DIANA	459.13
FOOD PURCHASES	KARTCHNER, CAMILLE	108.70
FOOD PURCHASES	KATOA, HEMALOTO	875.25
FOOD PURCHASES	KAURI SUE HAMILTON SCHOOL	58,689.73
FOOD PURCHASES	KELLER, TRISHA	12.32
FOOD PURCHASES	KELSON-PROBERT, LESLIE	7.21
FOOD PURCHASES	KEMP, KRISTI	245.35
FOOD PURCHASES	KENNER, TERRIE	1,203.15
FOOD PURCHASES	KESLER, KALLI	420.99
FOOD PURCHASES	KIMBALL, SAVANNAH	83.08
FOOD PURCHASES	KING, BRIAN	85.27
FOOD PURCHASES	KIRKHAM, PEGGY	15.15
FOOD PURCHASES	KOBZEFF, CRYSTAL	90.97
FOOD PURCHASES	KOTTER, JENNIFER	42.84
FOOD PURCHASES	KOU, BENG LAY	19.70
FOOD PURCHASES	KRAMAR, LUZVISMINDA	13.76
FOOD PURCHASES	KRIPFGANS, HANNA	807.91
FOOD PURCHASES	KROGUE, ANDREA	208.39
FOOD PURCHASES	KRUGER, LINDA	303.94
FOOD PURCHASES	LAMBERT, MARY	57.22
FOOD PURCHASES	LANDEEN, BRENDA	69.56
FOOD PURCHASES	LANGE, SARAH	55.59
FOOD PURCHASES	LARSEN, MADELINE	6.97
FOOD PURCHASES	LARSEN, MELISSA	75.90
FOOD PURCHASES	LARSEN, MICHELE	22.38
FOOD PURCHASES	LARSEN, SHIREEN	128.79
FOOD PURCHASES	LARSON, BRITTANY	254.92
FOOD PURCHASES	LARSON, SHERRY	93.20
FOOD PURCHASES	LARUE, EMILY	262.61
FOOD PURCHASES	LAUGHLIN, SHEILA	62.93
FOOD PURCHASES	LAURITZEN, JANIE	105.70
FOOD PURCHASES	LAURITZEN, SCOTT	126.05
FOOD PURCHASES	LAVIN, CHERIE	61.96

DESCRIPTION	VENDOR	AMOUNT
FOOD PURCHASES	LAWES, LARAINÉ	87.69
FOOD PURCHASES	LAWRENCE, STEPHANIE	48.91
FOOD PURCHASES	LAWSON, CHERIE	65.61
FOOD PURCHASES	LAYNE, LORI	61.95
FOOD PURCHASES	LEBEAU, KATHLEEN	11.32
FOOD PURCHASES	LEE, REBECCA	202.95
FOOD PURCHASES	LEE, TONI	127.81
FOOD PURCHASES	LEININGER, KRISTEN	47.14
FOOD PURCHASES	LEMLEY, GILLIAN	19.08
FOOD PURCHASES	LEWIS, ENID	36.11
FOOD PURCHASES	LIANG, WEI	32.11
FOOD PURCHASES	LIEN, ANNA	4.12
FOOD PURCHASES	LINDSEY, MICHELLE	118.37
FOOD PURCHASES	LINFORD, JESSICA	86.36
FOOD PURCHASES	LINFORD, SHELLY	25.13
FOOD PURCHASES	LINGMANN, RAINA	19.00
FOOD PURCHASES	LITTLE, MINDI	117.75
FOOD PURCHASES	LLOYD, KELLI	4.39
FOOD PURCHASES	LLOYD, WENDY	1,355.37
FOOD PURCHASES	LOOSLI, ROBERTA	10.96
FOOD PURCHASES	LOUGY, BONNIE	241.93
FOOD PURCHASES	LOVATO, PENNIE	278.64
FOOD PURCHASES	LOVELESS, MEGAN	213.53
FOOD PURCHASES	LUCERO, TRAVIS	41.89
FOOD PURCHASES	LUKE, BRANDON	30.50
FOOD PURCHASES	LUNAK, NANCY	413.96
FOOD PURCHASES	LUND, MATTHEW	119.05
FOOD PURCHASES	LUNDBLAD, AARON	3.04
FOOD PURCHASES	LUTZ, CATHY	22.50
FOOD PURCHASES	LYBBERT, KELLY	76.11
FOOD PURCHASES	MACE, KYNA	65.26
FOOD PURCHASES	MAJESTIC ELEMENTARY	1,541.18
FOOD PURCHASES	MANGLINONG, ROCHELLE	6.33
FOOD PURCHASES	MANGUM, OLIVIA	64.90
FOOD PURCHASES	MANGUS, JERRY	104.25
FOOD PURCHASES	MANN, KAREN	20.29
FOOD PURCHASES	MANO, JOY	557.19
FOOD PURCHASES	MARGETTS, PEGGY	80.18
FOOD PURCHASES	MARIANI, BECKY	735.46
FOOD PURCHASES	MARLOWE, KANDY	5.15
FOOD PURCHASES	MARSHALL, STACEY	39.12
FOOD PURCHASES	MARTIN, LISA	91.29
FOOD PURCHASES	MARTIN, SARA	133.74
FOOD PURCHASES	MARTIN-LEMASTER, JUNE	285.45
FOOD PURCHASES	MARX, ROBERT	2,320.95
FOOD PURCHASES	MASON, SHEILA	89.30
FOOD PURCHASES	MATTSSON, SHANDA	187.68
FOOD PURCHASES	MAUSBACH, JERRI	733.57
FOOD PURCHASES	MAXFIELD, PAULA	295.11
FOOD PURCHASES	MAXFIELD, SUZANNE	87.87
FOOD PURCHASES	MAXFIELD, TERRILYNNE	5.17
FOOD PURCHASES	MC CALL, HALEY	164.89
FOOD PURCHASES	MCALLISTER, ZELDA	11.00
FOOD PURCHASES	MCCARTY, LAURA	102.97
FOOD PURCHASES	MCCARTY, LORI	25.38
FOOD PURCHASES	MCCLANAHAN, DENISE	679.10
FOOD PURCHASES	MCCOMBS, TRUDY	33.30
FOOD PURCHASES	MCCULLOUGH, TINA	65.89
FOOD PURCHASES	MCDANIEL, MARGARET	22.62
FOOD PURCHASES	MCDOUGAL, PAULETTE	194.52
FOOD PURCHASES	MCDOUGAL, SANDRA	18.96
FOOD PURCHASES	MCEWEN, KATIE	134.74

DESCRIPTION	VENDOR	AMOUNT
FOOD PURCHASES	MCFARLAND, LORA	190.45
FOOD PURCHASES	MCGEE, REBECCA	43.23
FOOD PURCHASES	MCINTYRE, CHRISTINE	14.46
FOOD PURCHASES	MCINTYRE, KELLIE	70.28
FOOD PURCHASES	MCKISSICK, HEIDI	537.61
FOOD PURCHASES	MCLAY, DANIEL	190.68
FOOD PURCHASES	MCMULLIN, AMY	26.90
FOOD PURCHASES	MECHAM, KRISTA	196.11
FOOD PURCHASES	MELVILLE, DANIEL	355.79
FOOD PURCHASES	MELZER, BRITTANY	141.32
FOOD PURCHASES	MENDIOLA, DANIEL	74.81
FOOD PURCHASES	MERRELL, VINCENT	59.61
FOOD PURCHASES	MEURER, PATRICIA	31.43
FOOD PURCHASES	MEYER, MARY	86.95
FOOD PURCHASES	MICHELSEN, ROBIN	147.03
FOOD PURCHASES	MILKANIN, JOSEPH	43.46
FOOD PURCHASES	MILLER, CHRISTINE	45.09
FOOD PURCHASES	MILLER, ELIZABETH	38.40
FOOD PURCHASES	MILLER, KATHARINE	38.72
FOOD PURCHASES	MILLERBERG, KRISTIE	114.25
FOOD PURCHASES	MILLET, KATHRYN	100.93
FOOD PURCHASES	MILLS, ANNE	22.64
FOOD PURCHASES	MINNESOTA, CARI	236.82
FOOD PURCHASES	MONSON, SUSAN	17.35
FOOD PURCHASES	MONTAGUE, ANGELA	13.33
FOOD PURCHASES	MONTAGUE, SANDY	27.29
FOOD PURCHASES	MOON, ASHLEY	19.11
FOOD PURCHASES	MOOS, MARY ANN	42.03
FOOD PURCHASES	MORRILL, MALLORY	201.81
FOOD PURCHASES	MORRISON, SCOTT	165.07
FOOD PURCHASES	MORTENSEN, ALICIA	10.30
FOOD PURCHASES	MORTENSEN, ASHLEY	3.09
FOOD PURCHASES	MORTON, JENNIFER	18.52
FOOD PURCHASES	MOUNTAIN SHADOWS ELEMENTARY	51.47
FOOD PURCHASES	MOWER, SHAUN	42.87
FOOD PURCHASES	MUELLER, JULIANA	60.00
FOOD PURCHASES	MUIR, BONNIE	275.79
FOOD PURCHASES	MULLINER, JEAN	1,482.76
FOOD PURCHASES	MUMFORD, MARYANN	35.73
FOOD PURCHASES	MURDOCK, LAURIE	96.24
FOOD PURCHASES	MYERS, JO A JIRSA	44.64
FOOD PURCHASES	NADAULD, ANGELA	6.82
FOOD PURCHASES	NAMES, TARA	14.05
FOOD PURCHASES	NANCE, PAUL	168.00
FOOD PURCHASES	NASH, AUBREE	61.73
FOOD PURCHASES	NEBEKER, CRYSTAL	198.64
FOOD PURCHASES	NEDDO, KIMBERLEE	16.44
FOOD PURCHASES	NELSON, ANNE	524.68
FOOD PURCHASES	NEMELKA, MICHAEL	383.73
FOOD PURCHASES	NEWBOLD, MARCIA	282.85
FOOD PURCHASES	NEWBROUGH, KIMBERLEE	61.64
FOOD PURCHASES	NEWMAN, JULIANN	84.84
FOOD PURCHASES	NEWMAN, TERESA	64.69
FOOD PURCHASES	NICHOLAS AND COMPANY INC	1,726,362.68
FOOD PURCHASES	NIELSON, AMBER	125.72
FOOD PURCHASES	NIELSON, JAYME	7.77
FOOD PURCHASES	NIELSON, PATRICIA	37.68
FOOD PURCHASES	NOKES, GINA	118.08
FOOD PURCHASES	NORTH, LACIE	461.75
FOOD PURCHASES	NUGENT, KAREN	282.03
FOOD PURCHASES	NYBO, MILDRED	536.32
FOOD PURCHASES	O'BRIEN, VICTOR	480.75

DESCRIPTION	VENDOR	AMOUNT
FOOD PURCHASES	O'HARA, KATHLEEN	31.81
FOOD PURCHASES	OAKCREST ELEMENTARY	84.32
FOOD PURCHASES	OCKEY, RACHEL	39.98
FOOD PURCHASES	OCONNOR, RAMSAY	19.36
FOOD PURCHASES	OGDEN, HEATHER	16.54
FOOD PURCHASES	OLDROYD, KIKU	20.54
FOOD PURCHASES	OLIVER, KIMBERLY	269.06
FOOD PURCHASES	OLSEN, MICHELLE	62.85
FOOD PURCHASES	OLSEN, SCOTT	363.72
FOOD PURCHASES	OLSON, MEREDITH	43.95
FOOD PURCHASES	OLSON, ROSEMARY	27.97
FOOD PURCHASES	OPIE, DAWN	23.56
FOOD PURCHASES	OQUIRRH ELEMENTARY	11,800.52
FOOD PURCHASES	OQUIRRH HILLS MIDDLE	6,097.75
FOOD PURCHASES	ORENO, YUWEN	18.36
FOOD PURCHASES	OSBORN, RICHARD	216.01
FOOD PURCHASES	OSBORNE, STEPHANIE	157.48
FOOD PURCHASES	OTT, SANDRA	25.24
FOOD PURCHASES	OTTOSON, CHELSEA	24.02
FOOD PURCHASES	PADRO, BOBBI	0.00
FOOD PURCHASES	PALMER, SASHA	99.36
FOOD PURCHASES	PANTER, SYLVIA	17.47
FOOD PURCHASES	PAOLETTI-SCHELP, MICHELE	13.06
FOOD PURCHASES	PARAMORE, SUSAN	644.12
FOOD PURCHASES	PARKES, ELIZABETH	26.74
FOOD PURCHASES	PARSELL, EMMALEE	23.32
FOOD PURCHASES	PARSON, ELIZABETH	125.33
FOOD PURCHASES	PARSONS, JOY	42.33
FOOD PURCHASES	PAYNE, SANYA	2.35
FOOD PURCHASES	PAYTON, BROOKE	99.22
FOOD PURCHASES	PEARSON-TERRY, POLLY	7.87
FOOD PURCHASES	PECK, JESSICA	16.64
FOOD PURCHASES	PEDERSEN, CANDICE	36.89
FOOD PURCHASES	PEREZ, SHELBY	41.22
FOOD PURCHASES	PERKINS, DENISE	10.30
FOOD PURCHASES	PERRY, LOUENE	104.03
FOOD PURCHASES	PETERSEN, JENNY	122.00
FOOD PURCHASES	PETERSEN, JODI	23.21
FOOD PURCHASES	PETERSON, CHERYL	103.89
FOOD PURCHASES	PETERSON, KAREN	34.42
FOOD PURCHASES	PETERSON, KIMBERLY	83.40
FOOD PURCHASES	PETERSON, LANELLE	26.00
FOOD PURCHASES	PETERSON, LYNNE	29.66
FOOD PURCHASES	PETERSON, MARINDA	26.10
FOOD PURCHASES	PETERSON, SARAH	8.71
FOOD PURCHASES	PETERSON, SHELLY	118.54
FOOD PURCHASES	PFLIEGER, COURTNEY	27.47
FOOD PURCHASES	PHISTER, GAYLENE	139.90
FOOD PURCHASES	PICKERING, LISA	63.44
FOOD PURCHASES	PLAYER, KIMBERLY	82.33
FOOD PURCHASES	PLUIM, WHITNEY	215.66
FOOD PURCHASES	POMMERENING, ANGELA	331.43
FOOD PURCHASES	POND, REXANNE	81.36
FOOD PURCHASES	PORTER, KELLEY	1,468.60
FOOD PURCHASES	POUHA, SARA	533.53
FOOD PURCHASES	POWELL, ALICIA	39.12
FOOD PURCHASES	PRATT, BECKY	125.36
FOOD PURCHASES	PREECE, KAREN	638.75
FOOD PURCHASES	PRESCOTT, REX	11.71
FOOD PURCHASES	PRICE, TERRY	1,954.95
FOOD PURCHASES	PRINCE, STACEY	229.37
FOOD PURCHASES	PRITCHETT, STEPHANIE	240.88

DESCRIPTION	VENDOR	AMOUNT
FOOD PURCHASES	PROWS, MANDY	48.62
FOOD PURCHASES	PULLAN, JOEL	11.51
FOOD PURCHASES	PULSIPHER, ALLYSON	94.32
FOOD PURCHASES	PURVIS, KAIJA	90.80
FOOD PURCHASES	QUINN, ANNETTE	3,028.42
FOOD PURCHASES	RACHELE-FLANERY, KAYE	7.27
FOOD PURCHASES	RAINES, SUSAN	69.09
FOOD PURCHASES	RASBAND, JENNIFER	25.99
FOOD PURCHASES	RASMUSSEN, NANCY	5.14
FOOD PURCHASES	REBER, MARDI	55.23
FOOD PURCHASES	REDD, NATALIE	73.21
FOOD PURCHASES	REES, JANA	22.07
FOOD PURCHASES	REX, TERESA	355.24
FOOD PURCHASES	REYES, KERRI	30.00
FOOD PURCHASES	RICH, STEPHANIE	42.88
FOOD PURCHASES	RICHARDS, JOAN	55.02
FOOD PURCHASES	RICHMAN, RICK	5.93
FOOD PURCHASES	RIDD, KAMI	59.70
FOOD PURCHASES	RILEY, JENNIFER	76.50
FOOD PURCHASES	RINDLISBACHER, JARED	64.34
FOOD PURCHASES	RITCHIE, BAILEY	16.30
FOOD PURCHASES	RIVERS EDGE SCHOOL	22,339.03
FOOD PURCHASES	RIVERSIDE ELEMENTARY	308.80
FOOD PURCHASES	RIVERTON ELEMENTARY	907.28
FOOD PURCHASES	RIVERTON HIGH	10,228.92
FOOD PURCHASES	ROACH, ROSALYNN	30.00
FOOD PURCHASES	ROBBINS, ANN	542.72
FOOD PURCHASES	ROBBINS, WENDY	71.38
FOOD PURCHASES	ROBERTS, SARAH	14.37
FOOD PURCHASES	ROBINSON, CHRISTIE	411.54
FOOD PURCHASES	ROBINSON, JENNIFER	32.62
FOOD PURCHASES	ROBINSON, LISA	600.17
FOOD PURCHASES	ROBINSON, VICKI	114.92
FOOD PURCHASES	ROBISON, SANDEE	71.14
FOOD PURCHASES	ROBLES SALDANA, ELIZABETH	8.21
FOOD PURCHASES	ROGERS, MACHELLE	225.65
FOOD PURCHASES	ROGERS, SALLY	2,944.63
FOOD PURCHASES	ROLLINS, LESLIE	17.35
FOOD PURCHASES	ROMNEY, VANDALYN	36.89
FOOD PURCHASES	RONQUILLO, TEENY	17.27
FOOD PURCHASES	ROPER, COLLEEN	36.37
FOOD PURCHASES	ROPER, PRESTON	28.32
FOOD PURCHASES	ROSAMOND ELEMENTARY	180.00
FOOD PURCHASES	ROSE CREEK ELEMENTARY	127.72
FOOD PURCHASES	ROSSETTI, TERESA	94.44
FOOD PURCHASES	ROSTROM, DAVID	421.73
FOOD PURCHASES	ROTHER, KRISTENE	133.26
FOOD PURCHASES	ROUSE, SUZANNE	11.47
FOOD PURCHASES	RUIZ, JACQUELINE	30.00
FOOD PURCHASES	RUSSELL, JULIE	417.21
FOOD PURCHASES	SABEY, LINDA	46.30
FOOD PURCHASES	SADLER, EVELYN	54.71
FOOD PURCHASES	SAMPLE, SHERI	190.74
FOOD PURCHASES	SAMYN, ERICKA	91.82
FOOD PURCHASES	SANDBERG, CATHLEEN	167.62
FOOD PURCHASES	SANDERS, BERNIECE	222.60
FOOD PURCHASES	SANDERS, HAILEY	32.16
FOOD PURCHASES	SANDERS, KIMBERLY	135.18
FOOD PURCHASES	SCHAETZ, TAMMY	9.68
FOOD PURCHASES	SCHERZINGER, JULIE	40.15
FOOD PURCHASES	SCHMIDT, LEANN	46.01
FOOD PURCHASES	SCHMIDT, TERRI	6.18

DESCRIPTION	VENDOR	AMOUNT
FOOD PURCHASES	SCHVANEVELDT, GINA	160.68
FOOD PURCHASES	SCOTT, RICHARD	290.42
FOOD PURCHASES	SEAMAN, JULIANA	385.68
FOOD PURCHASES	SEDRICK, MELISSA	8.22
FOOD PURCHASES	SEE, TRACIE	37.86
FOOD PURCHASES	SELK, STACY	316.42
FOOD PURCHASES	SESSIONS, KIRSTEN	256.61
FOOD PURCHASES	SHADDICK, DANIELLE	146.10
FOOD PURCHASES	SHAW, JASON	82.14
FOOD PURCHASES	SHELLEY, MARLENE	30.00
FOOD PURCHASES	SHERWOOD, LINDA	36.07
FOOD PURCHASES	SHORT, TAMRA	26.96
FOOD PURCHASES	SIDESINGER, MARK	197.90
FOOD PURCHASES	SIGGARD, ROXANE	308.45
FOOD PURCHASES	SIMISTER, PATRICIA	101.61
FOOD PURCHASES	SIMMONS, KATHY	85.28
FOOD PURCHASES	SIMPSON, JONATHAN	31.39
FOOD PURCHASES	SIMPSON, VICTORIA	37.26
FOOD PURCHASES	SMITH, CANDACE	63.07
FOOD PURCHASES	SMITH, CAROLYN	63.46
FOOD PURCHASES	SMITH, CATHY	14.44
FOOD PURCHASES	SMITH, JENNIFER	100.88
FOOD PURCHASES	SMITH, JILL	99.91
FOOD PURCHASES	SMITH, KATELYNN	36.49
FOOD PURCHASES	SMITH, LAURA	110.03
FOOD PURCHASES	SMITH, MICHELLE	81.19
FOOD PURCHASES	SMITH, MINDY	179.99
FOOD PURCHASES	SMITH, REBECCA	1,607.37
FOOD PURCHASES	SNOW, JANICE	27.36
FOOD PURCHASES	SNOW, KRISTA	17.00
FOOD PURCHASES	SORENSEN, DEBBIE	21.20
FOOD PURCHASES	SORENSEN, JENILEE	91.04
FOOD PURCHASES	SORTOR, DIANA	113.78
FOOD PURCHASES	SOUTH HILLS MIDDLE	6,301.68
FOOD PURCHASES	SOUTH JORDAN ELEMENTARY	3,003.91
FOOD PURCHASES	SOUTH JORDAN MIDDLE	5,060.71
FOOD PURCHASES	SOUTH VALLEY	23,474.49
FOOD PURCHASES	SOUTHLAND ELEMENTARY	106.02
FOOD PURCHASES	SPENCER, KRISS	56.36
FOOD PURCHASES	SPRINGER, DARLENE	16.57
FOOD PURCHASES	SQUIRE, RONALD	73.96
FOOD PURCHASES	STAPEL, WENDY	14.96
FOOD PURCHASES	STEEL, CATHERINE	44.74
FOOD PURCHASES	STEINER, CASSANDRA	221.32
FOOD PURCHASES	STEPHENS, BECKY	577.44
FOOD PURCHASES	STEVENS, ASHLEY	47.17
FOOD PURCHASES	STEVENS, BARBARA	18.49
FOOD PURCHASES	STEVENS, MELINDALEE	70.04
FOOD PURCHASES	STEWART, ANNETTE	139.12
FOOD PURCHASES	STILLMAN, LISA	364.98
FOOD PURCHASES	STIRLAND, CARLY	121.04
FOOD PURCHASES	STIRLAND, DARREN	35.90
FOOD PURCHASES	STOKES, SUSAN	40.78
FOOD PURCHASES	STONE, MEGAN	576.62
FOOD PURCHASES	STOTT, CHERYL	5.13
FOOD PURCHASES	STOUT, MCCALL	219.49
FOOD PURCHASES	STRALEY, BRENDA	16.61
FOOD PURCHASES	STREBEL, TIM	21.22
FOOD PURCHASES	STRUTHERS, TAMMY	38.09
FOOD PURCHASES	STUART, BROOKE	9.53
FOOD PURCHASES	SU'A, PAMELA	922.89
FOOD PURCHASES	SULLIVAN, CATHERINE	10.55

DESCRIPTION	VENDOR	AMOUNT
FOOD PURCHASES	SUN, WEIHONG	103.02
FOOD PURCHASES	SUNDELL, KELLI	44.85
FOOD PURCHASES	SUNDRUD, ADREANN	26.06
FOOD PURCHASES	SUNSET RIDGE MIDDLE	3,905.35
FOOD PURCHASES	SUSUICO, TINA	150.51
FOOD PURCHASES	SUTHERLAND, JULIE	58.76
FOOD PURCHASES	SWANNACK, KATHRYN	22.39
FOOD PURCHASES	SWANSON, KARI	95.55
FOOD PURCHASES	SWEENEY, MORA	7.73
FOOD PURCHASES	TAFT, SHELLEY	93.23
FOOD PURCHASES	TALLEY, LUCAS	39.10
FOOD PURCHASES	TANNER, KRISTINE	27.85
FOOD PURCHASES	TAYLOR, ATALIE	31.23
FOOD PURCHASES	TAYLOR, KRISTI	36.91
FOOD PURCHASES	TAYLOR, LIESEL	7.87
FOOD PURCHASES	TAYLOR, SUSAN	7.23
FOOD PURCHASES	TEDESCHI, DEBRA	23.32
FOOD PURCHASES	TENNANT, BRIANNE	161.36
FOOD PURCHASES	TERRA LINDA ELEMENTARY	230.74
FOOD PURCHASES	TESTER, HEATHER	25.39
FOOD PURCHASES	THOMAS, DARLA	574.61
FOOD PURCHASES	THOMAS, LOIS	365.94
FOOD PURCHASES	THOMPSON, APRIL	13.45
FOOD PURCHASES	THOMPSON, ROBYN	37.01
FOOD PURCHASES	THOMSON, LACEY	9.26
FOOD PURCHASES	THREET, LORAIN GALE	293.10
FOOD PURCHASES	THUNELL, MELISSA	503.58
FOOD PURCHASES	TINGEY, CYNTHIA	240.75
FOOD PURCHASES	TINSLEY, BREANNA	32.71
FOOD PURCHASES	TOBLER, RACHEL	282.38
FOOD PURCHASES	TODD, JAMIE	950.23
FOOD PURCHASES	TODD, KAYLEE	26.26
FOOD PURCHASES	TRANTER, LINDA	53.85
FOOD PURCHASES	TRESEDER, SHALAMAR	29.42
FOOD PURCHASES	TREVINO-KOVACS, AMEE	113.15
FOOD PURCHASES	TROXEL, NADINE	433.43
FOOD PURCHASES	TRUJILLO, MARTHA	386.69
FOOD PURCHASES	TUSO, KAYLA	64.75
FOOD PURCHASES	TYRRELL, LINDA MARIE	113.08
FOOD PURCHASES	URIE, MARALYNN	20.58
FOOD PURCHASES	URRY, ASHLEE	6.67
FOOD PURCHASES	VALLEY HIGH	1,910.66
FOOD PURCHASES	VALLVERDU CORONA, MARTA	8.23
FOOD PURCHASES	VANCE, KIMBERLY	89.53
FOOD PURCHASES	VANLEUVEN, JERI	108.19
FOOD PURCHASES	VANZEBEN, BAILEE	276.71
FOOD PURCHASES	VELAZQUEZ, ADRIANA	78.01
FOOD PURCHASES	VICKERS, LORILYN	9.23
FOOD PURCHASES	VIETTI, ALLYSON	40.83
FOOD PURCHASES	VILLAR, GLORIA NORMA	6,160.61
FOOD PURCHASES	VONDWINGELO, REGINA	28.10
FOOD PURCHASES	VOORHIES, LEAH	161.79
FOOD PURCHASES	WADMAN, ANGELA	22.98
FOOD PURCHASES	WAHLIN, KRISTEN	66.85
FOOD PURCHASES	WAITE, ROCHELLE	15.61
FOOD PURCHASES	WALBECK, NICOLE	103.11
FOOD PURCHASES	WALKER, CHANDRA	271.94
FOOD PURCHASES	WALKER, JULIE	259.72
FOOD PURCHASES	WALKER, NATALIE	135.92
FOOD PURCHASES	WALTON, FRANKIE	215.74
FOOD PURCHASES	WALTON, THOMAS	3.94
FOOD PURCHASES	WANG, WEI	8.71

DESCRIPTION	VENDOR	AMOUNT
FOOD PURCHASES	WARD, NANCY	678.90
FOOD PURCHASES	WARDELL, KARRIE	18.59
FOOD PURCHASES	WARNER, CINDY	13.38
FOOD PURCHASES	WARNER, DEBORAH	99.26
FOOD PURCHASES	WARNER, RAHJAUN	63.24
FOOD PURCHASES	WATSON, JESSICA	281.85
FOOD PURCHASES	WEBSTER, JACQUELIN	42.07
FOOD PURCHASES	WEI, JIA	84.84
FOOD PURCHASES	WELBY ELEMENTARY	227.09
FOOD PURCHASES	WELCKER, C PAUL	100.68
FOOD PURCHASES	WENDLING, BARBARA	50.61
FOOD PURCHASES	WEST HILLS MIDDLE	2,233.87
FOOD PURCHASES	WEST JORDAN ELEMENTARY	520.99
FOOD PURCHASES	WEST JORDAN HIGH	8,314.88
FOOD PURCHASES	WEST JORDAN MIDDLE	6,454.51
FOOD PURCHASES	WEST, SHAUNA	478.64
FOOD PURCHASES	WESTERN, KELSEY	8.12
FOOD PURCHASES	WESTVALE ELEMENTARY	2,470.69
FOOD PURCHASES	WHITE, CORBIN	123.04
FOOD PURCHASES	WHITE, ELIZABETH	19.14
FOOD PURCHASES	WHITE, JO MARIE	15.45
FOOD PURCHASES	WHITE, JODI	16.94
FOOD PURCHASES	WHITEFIELD, GAYLE	30.26
FOOD PURCHASES	WHITELOCK, SHAUNA	802.43
FOOD PURCHASES	WHITING, KIM	238.05
FOOD PURCHASES	WHITTAKER, CAROL	67.47
FOOD PURCHASES	WHITTAKER, PATRICIA	379.58
FOOD PURCHASES	WILCOX, JULIANA	3.28
FOOD PURCHASES	WILHELM, JAMIE	10.46
FOOD PURCHASES	WILKES, CHAD	175.00
FOOD PURCHASES	WILLIAMS, JACOB	342.69
FOOD PURCHASES	WILLIAMS, LYNSEY	65.41
FOOD PURCHASES	WILLIAMS, SHELLEY	35.27
FOOD PURCHASES	WILLIAMS, SUZANNE	503.30
FOOD PURCHASES	WILLISON, DONNA	36.50
FOOD PURCHASES	WILSON, ALYSSA	62.27
FOOD PURCHASES	WILSON, CHERIE	35.02
FOOD PURCHASES	WILSON, GLORIA	141.99
FOOD PURCHASES	WILSON, JESSICA	123.54
FOOD PURCHASES	WILSON, MEGAN	1,002.89
FOOD PURCHASES	WITKOWSKI, REBECCA	53.73
FOOD PURCHASES	WITTKE, KATHLEEN	164.62
FOOD PURCHASES	WOFFINDEN, HEATHER	47.81
FOOD PURCHASES	WOJEWODA, ELISE	3.09
FOOD PURCHASES	WOOD, CINDY	171.83
FOOD PURCHASES	WOODALL, DIANE	5.15
FOOD PURCHASES	WOOLSTENHULME, SARA	81.25
FOOD PURCHASES	WORKMAN, TINA	2.55
FOOD PURCHASES	WORNER, JOELEN	93.68
FOOD PURCHASES	WORTHEN, STEFANI	90.85
FOOD PURCHASES	WORTHINGTON, SHAUNA	291.14
FOOD PURCHASES	WORWOOD, BECKY	82.30
FOOD PURCHASES	WRIGHT, CHERILYN	57.27
FOOD PURCHASES	WRIGHT, HEATHER	77.08
FOOD PURCHASES	WRIGHT, JANA	312.37
FOOD PURCHASES	WRIGHT, REBECCA	112.00
FOOD PURCHASES	XIE, JING	35.93
FOOD PURCHASES	XIE, YILAN	3.91
FOOD PURCHASES	YANCEY, ADRIENNE	47.36
FOOD PURCHASES	YIN, LI	19.76
FOOD PURCHASES	YOUNG, DAVID	25.12
FOOD PURCHASES	YOUTZ, BRYAN	56.37

DESCRIPTION	VENDOR	AMOUNT
FOOD PURCHASES	ZANDER, KIRK	545.72
FOOD PURCHASES	ZAROGOZA, KATIE	30.86
FOOD PURCHASES	ZEALLEY, PATTI	57.30
FOOD PURCHASES	ZEIBIG, LAUREL	11.92
FOUNDATION AWARDS	JORDAN EDUCATION FOUNDATION	686,540.99
FOUNDATION AWARDS	MIDAS CREEK ELEMENTARY	49.85
FOUNDATION AWARDS	SILVER CREST ELEMENTARY	3,288.64
FOUNDATION AWARDS	WEST JORDAN ELEMENTARY	607.86
FOUNDATION OUTSTANDING AWARDS	JORDAN EDUCATION FOUNDATION	19,000.00
FUN RUN FUNDRAISER	JORDAN EDUCATION FOUNDATION	200.00
GAS & OIL	THOMAS PETROLEUM LLC	3,226.74
GRAD NIGHT	JORDAN EDUCATION FOUNDATION	2,500.00
GRADUATION EXPENSE	BINGHAM HIGH	22,000.00
GRADUATION EXPENSE	COPPER HILLS HIGH	22,000.00
GRADUATION EXPENSE	HERRIMAN HIGH SCHOOL	22,000.00
GRADUATION EXPENSE	RIVERTON HIGH	22,000.00
GRADUATION EXPENSE	VALLEY HIGH	7,200.00
GRADUATION EXPENSE	WEST JORDAN HIGH	22,000.00
H & A CLAIMS	KAURI SUE HAMILTON SCHOOL	494.50
HONORARIUM	SIGGARD, ROXANE	109.23
HONORARIUM	WORTHEN, KATHRINE	85.00
INDUSTRIAL INSURANCE	PINNACLE RISK MANAGEMENT SERVICES	679,312.77
INDUSTRIAL INSURANCE	TRISTAR RISK MANAGEMENT	966,028.21
IN-SERVICE	DEVEY, DUANE	105.17
IN-SERVICE	JOHNSON, KEE	88.00
IN-SERVICE	PECK, RODNEY	98.00
IN-SERVICE	SIMMONS, KATHY	119.92
IN-SERVICE	STODDARD, PAUL	98.00
IN-SERVICE	VANROOSENDAAL, GARTH	52.00
IN-SERVICE CLASS FEES	BARRON, HENNI	30.00
IN-SERVICE CLASS FEES	ETHERINGTON, WHITNEY	40.00
IN-SERVICE CLASS FEES	FISKELL, LESLIE	25.00
IN-SERVICE CLASS FEES	FORSYTH, MARLANE	30.00
IN-SERVICE CLASS FEES	HANSEN, MELINE	30.00
IN-SERVICE CLASS FEES	LARSEN, MICHELE	30.00
IN-SERVICE CLASS FEES	WESTON, SARA	69.00
INTEGRATED PROGRAMS	STILLMAN, LISA	70.00
INVENTORY	PILGRIMS PRIDE CORP	59,455.00
INVENTORY - CUSTODIAL	NICHOLAS AND COMPANY INC	582.00
INVENTORY - MAINTENANCE	PLATT ELECTRIC	9,348.38
INVENTORY - STOCKROOM	NICHOLAS AND COMPANY INC	1,139.04
INVENTORY - STOCKROOM	PLATT ELECTRIC	4,885.20
INVENTORY PRODUCE	A AND Z PRODUCE COMPANY	186,066.62
INVENTORY-BUS OIL/SHOP SUPPLY	THOMAS PETROLEUM LLC	66,293.68
INVENTORY-NUTRITION SERVICE	NICHOLAS AND COMPANY INC	1,268,848.28
INVENTORY-NUTRITION SERVICE	PILGRIMS PRIDE CORP	497,105.70
KIMBALLS CLASS SOUTH HILLS MID	SOUTH HILLS MIDDLE	81.09
LACROSSE	JORDAN EDUCATION FOUNDATION	774.52
LANGUAGE ARTS ASSESSMENT FEES	BINGHAM HIGH	310.00
LANGUAGE ARTS ASSESSMENT FEES	ELK RIDGE MIDDLE	170.00
LANGUAGE ARTS ASSESSMENT FEES	HERRIMAN HIGH SCHOOL	1,920.00
LANGUAGE ARTS ASSESSMENT FEES	JOEL P JENSEN MIDDLE	460.00
LANGUAGE ARTS ASSESSMENT FEES	OQUIRRH HILLS MIDDLE	370.00
LANGUAGE ARTS ASSESSMENT FEES	RIVERTON HIGH	1,300.00
LANGUAGE ARTS ASSESSMENT FEES	SOUTH JORDAN MIDDLE	20.00
LANGUAGE ARTS ASSESSMENT FEES	SUNSET RIDGE MIDDLE	140.00
LANGUAGE ARTS ASSESSMENT FEES	WEST HILLS MIDDLE	190.00
LANGUAGE ARTS ASSESSMENT FEES	WEST JORDAN MIDDLE	440.00
LEADER IN ME PROGRAM	JORDAN EDUCATION FOUNDATION	10,917.02
LIGHTS	PLATT ELECTRIC	3,718.63
LUNCH SALES	COPPER HILLS HIGH	800.00
LUNCH SALES	COYLE, JENNIFER	22.25

DESCRIPTION	VENDOR	AMOUNT
LUNCH SALES	IMEL, MELISSA	11.00
LUNCH SALES	OQUIRRH HILLS MIDDLE	175.00
MAINT SUPPLIES/UNIFORMS	BINGHAM HIGH	13,609.20
MAINT SUPPLIES/UNIFORMS	COLLINS, RICHARD	169.50
MAINT SUPPLIES/UNIFORMS	COPPER MOUNTAIN MIDDLE	1,075.41
MAINT SUPPLIES/UNIFORMS	ERICKSON, STEPHANIE	296.00
MAINT SUPPLIES/UNIFORMS	HANSON, JAMES	89.25
MAINT SUPPLIES/UNIFORMS	HERRIMAN HIGH SCHOOL	849.40
MAINT SUPPLIES/UNIFORMS	JATC-SOUTH	431.95
MAINT SUPPLIES/UNIFORMS	MORENO, CLEMENTE JR	50.00
MAINT SUPPLIES/UNIFORMS	MURAMOTO, ALLEN	140.50
MAINT SUPPLIES/UNIFORMS	SOUTH VALLEY	65.00
MAINT SUPPLIES/UNIFORMS	THOMAS PETROLEUM LLC	522.75
MAINT SUPPLIES/UNIFORMS	WEST JORDAN HIGH	9,206.00
MEDIA BOOKS	ANDERSON, IRMA	233.80
MEDIA BOOKS	ANDRUS, ROYALYN	33.61
MEDIA BOOKS	APPLE COMPUTER INC	379.00
MEDIA BOOKS	BOYD, LAURA	321.91
MEDIA BOOKS	CAPSTONE	3,205.73
MEDIA BOOKS	COPPER HILLS HIGH	105.05
MEDIA BOOKS	DEMCO INC	12,049.09
MEDIA BOOKS	FORT HERRIMAN MIDDLE	1,631.61
MEDIA BOOKS	HANSEN, CRYSTAL	267.00
MEDIA BOOKS	HERGET, DEBERA	613.52
MEDIA BOOKS	HIGHAM, DEANNA	268.74
MEDIA BOOKS	JONES, CHRISTY	23.68
MEDIA BOOKS	LLOYD, CINDY	69.51
MEDIA BOOKS	MITCHELL, CINDY	170.89
MEDIA BOOKS	MOUNGA, INOKE	16.95
MEDIA BOOKS	PRICE, TINA	14.00
MEDIA BOOKS	RAINBOW BOOK COMPANY	63,648.54
MEDIA BOOKS	RIVERTON HIGH	207.52
MEDIA BOOKS	SUNSET RIDGE MIDDLE	168.00
MEDIA BOOKS	WALKER, JULIE	100.00
MEDIA BOOKS	WEST HILLS MIDDLE	55.00
MEDICAID OUTREACH	UTAH SCHOOLS FOR THE DEAF BLIND	123,541.00
MEMBERSHIP DUES AND FEES	ADDINGTON, SHERI	450.00
MEMBERSHIP DUES AND FEES	ALBERQUE, HSIU-CHI	450.00
MEMBERSHIP DUES AND FEES	ALLRED, WENDY	119.00
MEMBERSHIP DUES AND FEES	AMADOR, MONICA	12.99
MEMBERSHIP DUES AND FEES	ARKO, ALLEN	250.00
MEMBERSHIP DUES AND FEES	ASENSIO-CALZADA, MARIA	367.00
MEMBERSHIP DUES AND FEES	ATKINSON, BOYD	143.00
MEMBERSHIP DUES AND FEES	BALLARD, DEBBIE	302.15
MEMBERSHIP DUES AND FEES	BARB, SUSAN	450.00
MEMBERSHIP DUES AND FEES	BECK, JODILYN	450.00
MEMBERSHIP DUES AND FEES	BELL, HOLLY	129.00
MEMBERSHIP DUES AND FEES	BELLI, MICHELLE	115.00
MEMBERSHIP DUES AND FEES	BINGHAM HIGH	531.00
MEMBERSHIP DUES AND FEES	BIRD, TAMRA	85.00
MEMBERSHIP DUES AND FEES	BLUFFDALE ELEMENTARY	540.00
MEMBERSHIP DUES AND FEES	BOURGEOIS, DAN	235.50
MEMBERSHIP DUES AND FEES	BRADBURY, MARY	85.00
MEMBERSHIP DUES AND FEES	BROMLEY, DENNIS	95.00
MEMBERSHIP DUES AND FEES	BULLOCK, ROBYN	120.00
MEMBERSHIP DUES AND FEES	BUTLER, DAVID	55.00
MEMBERSHIP DUES AND FEES	BUTTERFIELD, JACOB	30.62
MEMBERSHIP DUES AND FEES	CEREZO-BERBEL, ANA	367.00
MEMBERSHIP DUES AND FEES	CHAPMAN, KAREN	450.00
MEMBERSHIP DUES AND FEES	CHRISTENSEN, MARLENE	159.00
MEMBERSHIP DUES AND FEES	CLIFFORD, STACY	450.00
MEMBERSHIP DUES AND FEES	CLYDE, MELIA	273.00

DESCRIPTION	VENDOR	AMOUNT
MEMBERSHIP DUES AND FEES	COPPER HILLS HIGH	10,225.31
MEMBERSHIP DUES AND FEES	COPPER MOUNTAIN MIDDLE	94.00
MEMBERSHIP DUES AND FEES	COWAN, LISA	99.00
MEMBERSHIP DUES AND FEES	CRABB, MELANIE	450.00
MEMBERSHIP DUES AND FEES	CRANE, PHILLIP	200.00
MEMBERSHIP DUES AND FEES	DAY, JANENE	90.00
MEMBERSHIP DUES AND FEES	DAYBREAK ELEMENTARY	25.00
MEMBERSHIP DUES AND FEES	DESMET, MARGOT	367.00
MEMBERSHIP DUES AND FEES	DICKINSON, TINA	48.08
MEMBERSHIP DUES AND FEES	DIXON, COLLEEN	179.00
MEMBERSHIP DUES AND FEES	DONARS, AMELIA	450.00
MEMBERSHIP DUES AND FEES	EGAN, JENNIFER	450.00
MEMBERSHIP DUES AND FEES	ELK RIDGE MIDDLE	209.00
MEMBERSHIP DUES AND FEES	ELLINGSON, HEATHER	63.00
MEMBERSHIP DUES AND FEES	EMERSON, NORMAN	106.85
MEMBERSHIP DUES AND FEES	ERICKSON, DAVID	106.00
MEMBERSHIP DUES AND FEES	FERRUFINO-MIRANDA, JOSE	160.00
MEMBERSHIP DUES AND FEES	FOOTE, KAREN	85.00
MEMBERSHIP DUES AND FEES	FOOTHILLS ELEMENTARY	179.90
MEMBERSHIP DUES AND FEES	FORCINA, DEBRA	64.00
MEMBERSHIP DUES AND FEES	FORT HERRIMAN MIDDLE	363.00
MEMBERSHIP DUES AND FEES	FRANCYK-WELLS, TARA	225.00
MEMBERSHIP DUES AND FEES	GARDNER, MATTHEW	105.00
MEMBERSHIP DUES AND FEES	GARDNER, NATHANAEL	79.00
MEMBERSHIP DUES AND FEES	GLASS, ETHEL	19.95
MEMBERSHIP DUES AND FEES	HALL, STEVEN	265.62
MEMBERSHIP DUES AND FEES	HAMMOND, DEBORAH	450.00
MEMBERSHIP DUES AND FEES	HANSEN, WENDY	450.00
MEMBERSHIP DUES AND FEES	HARDELL, TRACI	129.50
MEMBERSHIP DUES AND FEES	HARGRAVES, ERIN	225.00
MEMBERSHIP DUES AND FEES	HASLAM, RANDAL	73.00
MEMBERSHIP DUES AND FEES	HENDRICKS, PATRICIA	1,150.00
MEMBERSHIP DUES AND FEES	HENSON, TREVOR	105.00
MEMBERSHIP DUES AND FEES	HERRIMAN HIGH SCHOOL	2,050.00
MEMBERSHIP DUES AND FEES	HILTON, ERICA	450.00
MEMBERSHIP DUES AND FEES	HOLLENBACH, SALLI	450.00
MEMBERSHIP DUES AND FEES	HOWE, JANET	450.00
MEMBERSHIP DUES AND FEES	HUGHES, LAUREN	450.00
MEMBERSHIP DUES AND FEES	IVERSEN, REED	115.00
MEMBERSHIP DUES AND FEES	JAMES, MARY	450.00
MEMBERSHIP DUES AND FEES	JANIGA, TYRELL	450.00
MEMBERSHIP DUES AND FEES	JATC-NORTH	11,361.97
MEMBERSHIP DUES AND FEES	JATC-SOUTH	200.00
MEMBERSHIP DUES AND FEES	JAYNES, DAVID	63.00
MEMBERSHIP DUES AND FEES	JENNINGS, LARA	591.00
MEMBERSHIP DUES AND FEES	JENSEN, PAUL	143.00
MEMBERSHIP DUES AND FEES	JOEL P JENSEN MIDDLE	933.00
MEMBERSHIP DUES AND FEES	JOHNSON, KRISTEEN	50.00
MEMBERSHIP DUES AND FEES	JOHNSON, PATRICE	95.00
MEMBERSHIP DUES AND FEES	JOLLEY, ELIZABETH	450.00
MEMBERSHIP DUES AND FEES	JONES, MARK	174.00
MEMBERSHIP DUES AND FEES	JORDAN EDUCATION FOUNDATION	5,653.21
MEMBERSHIP DUES AND FEES	JORDAN RIDGE ELEMENTARY	180.00
MEMBERSHIP DUES AND FEES	KAMMERMAN, RANDALL	109.00
MEMBERSHIP DUES AND FEES	KARREN, IRENE	450.00
MEMBERSHIP DUES AND FEES	KARTCHNER, CASSANDRA LYN	225.00
MEMBERSHIP DUES AND FEES	KATSANEVAS, MARY	450.00
MEMBERSHIP DUES AND FEES	KAURI SUE HAMILTON SCHOOL	889.00
MEMBERSHIP DUES AND FEES	KELLER, TRISHA	59.98
MEMBERSHIP DUES AND FEES	LARSEN, JOHN	63.00
MEMBERSHIP DUES AND FEES	LAWRENCE, MICHAEL	105.00
MEMBERSHIP DUES AND FEES	LUDLOW, AMY	450.00

DESCRIPTION	VENDOR	AMOUNT
MEMBERSHIP DUES AND FEES	LUKER, DEBORAH	225.00
MEMBERSHIP DUES AND FEES	MACOMBER, SHAUN	105.00
MEMBERSHIP DUES AND FEES	MANSFIELD, REBECCA	225.00
MEMBERSHIP DUES AND FEES	MARGETTS, PEGGY	215.00
MEMBERSHIP DUES AND FEES	MARQUEZ, TIFFANEY	99.00
MEMBERSHIP DUES AND FEES	MCEWEN, KATIE	19.95
MEMBERSHIP DUES AND FEES	MCPARTLAND, REBECCA	450.00
MEMBERSHIP DUES AND FEES	MCPHARLIN, NATALYA	225.00
MEMBERSHIP DUES AND FEES	MENZEL, BRYAN	143.00
MEMBERSHIP DUES AND FEES	MIDAS CREEK ELEMENTARY	1,500.00
MEMBERSHIP DUES AND FEES	MINNESOTA, CARI	234.00
MEMBERSHIP DUES AND FEES	MORGAN, JOHN	6.00
MEMBERSHIP DUES AND FEES	NEBEKER, CRYSTAL	6.00
MEMBERSHIP DUES AND FEES	NEDDO, KIMBERLEE	141.00
MEMBERSHIP DUES AND FEES	NELSEN, DYKE	235.50
MEMBERSHIP DUES AND FEES	NORRIS, KRISTIN	450.00
MEMBERSHIP DUES AND FEES	NYHUS, STEVEN	375.00
MEMBERSHIP DUES AND FEES	OLIVIER, MARIA	367.00
MEMBERSHIP DUES AND FEES	OLYMPIA, KATHY	450.00
MEMBERSHIP DUES AND FEES	OQUIRRH HILLS MIDDLE	260.00
MEMBERSHIP DUES AND FEES	OSBORN, CHRISTY	130.00
MEMBERSHIP DUES AND FEES	PERKINS, DENISE	225.00
MEMBERSHIP DUES AND FEES	PETERSON, JENNIFER	82.00
MEMBERSHIP DUES AND FEES	PETERSON, KARL	63.00
MEMBERSHIP DUES AND FEES	PETROVICH-MUSIG, WENDY	45.00
MEMBERSHIP DUES AND FEES	RAMIREZ ARROYO, RAFAEL	367.00
MEMBERSHIP DUES AND FEES	RICHARDSON, AARON	225.00
MEMBERSHIP DUES AND FEES	RICHINS, KATHRYN	40.00
MEMBERSHIP DUES AND FEES	RIDDLE, DIENA	117.54
MEMBERSHIP DUES AND FEES	RIVERTON HIGH	1,447.00
MEMBERSHIP DUES AND FEES	ROBERTS, IAN	189.00
MEMBERSHIP DUES AND FEES	ROBLES JUHAS, SILVIA	45.00
MEMBERSHIP DUES AND FEES	ROBLES SALDANA, ELIZABETH	367.00
MEMBERSHIP DUES AND FEES	RODRIGUEZ, ISMAEL	65.00
MEMBERSHIP DUES AND FEES	ROGERS, JULIE	450.00
MEMBERSHIP DUES AND FEES	ROPER, LYNETTE	450.00
MEMBERSHIP DUES AND FEES	RYAN DAVIS, ORLA	19.95
MEMBERSHIP DUES AND FEES	SAPP-WADSWORTH, ANN CHRISTINE	450.00
MEMBERSHIP DUES AND FEES	SHERIFF, CHAD	40.00
MEMBERSHIP DUES AND FEES	SORENSEN, JULIE	450.00
MEMBERSHIP DUES AND FEES	SOUTH HILLS MIDDLE	460.00
MEMBERSHIP DUES AND FEES	SOUTH JORDAN ELEMENTARY	657.00
MEMBERSHIP DUES AND FEES	SOUTH JORDAN MIDDLE	459.00
MEMBERSHIP DUES AND FEES	SPADE, DONNA	48.08
MEMBERSHIP DUES AND FEES	SPENCER, JOHN	192.00
MEMBERSHIP DUES AND FEES	STAPLES, MEG	450.00
MEMBERSHIP DUES AND FEES	STEPHENS, BECKY	129.00
MEMBERSHIP DUES AND FEES	STOUT, MCCALL	225.00
MEMBERSHIP DUES AND FEES	SUNSET RIDGE MIDDLE	1,663.84
MEMBERSHIP DUES AND FEES	TANNER, JAIMIE	450.00
MEMBERSHIP DUES AND FEES	TRANTER, LINDA	80.00
MEMBERSHIP DUES AND FEES	TURNER, KATHLEEN	450.00
MEMBERSHIP DUES AND FEES	TYGARD, TIA	225.00
MEMBERSHIP DUES AND FEES	VALLEY HIGH	156.00
MEMBERSHIP DUES AND FEES	VANROOSENDAAL, GARTH	63.00
MEMBERSHIP DUES AND FEES	VARGAS, AMIE	498.00
MEMBERSHIP DUES AND FEES	WALKER, JULIE	40.00
MEMBERSHIP DUES AND FEES	WEST HILLS MIDDLE	132.00
MEMBERSHIP DUES AND FEES	WEST JORDAN HIGH	1,000.00
MEMBERSHIP DUES AND FEES	WIEST, HEATHER	461.00
MEMBERSHIP DUES AND FEES	WILSON, LORIANNE	110.00
MEMBERSHIP DUES AND FEES	WISSLER, EASTON	40.00

DESCRIPTION	VENDOR	AMOUNT
MILEAGE - STUDENT	BENNION, MELISSA	10.40
MILEAGE - STUDENT	BIRD, DALLIN	158.20
MILEAGE - STUDENT	SNEDAKER, CANDACE	130.06
MILEAGE TRAVEL	ABBOTT, TERESA	389.03
MILEAGE TRAVEL	ADAMS, DENISE	35.03
MILEAGE TRAVEL	ADAMS, KIRSTEN	2,421.09
MILEAGE TRAVEL	ADAMS, MORGAN	26.22
MILEAGE TRAVEL	ADAMS, STEPHANIE	34.50
MILEAGE TRAVEL	ADKINS, LARRY	387.45
MILEAGE TRAVEL	AEGERTER, JULIE	867.73
MILEAGE TRAVEL	AFZALI-JOHNSON, BARBARA	75.63
MILEAGE TRAVEL	AHLBERG, REBECCA	6,910.49
MILEAGE TRAVEL	AHRE, CRYSTAL	51.55
MILEAGE TRAVEL	ALGER, BUDDY	3,681.49
MILEAGE TRAVEL	ALLEN, ANGELA	258.05
MILEAGE TRAVEL	ALLEN, DOUGLAS	2,735.81
MILEAGE TRAVEL	ALLEN, HOLLY	3.36
MILEAGE TRAVEL	ALLEN, KALLIE	5.75
MILEAGE TRAVEL	ALLEN, MCQUADE	72.44
MILEAGE TRAVEL	ALLEN, VALERIE	1,007.03
MILEAGE TRAVEL	ALLRED, LYNN	4,763.94
MILEAGE TRAVEL	ALLRED, WENDY	315.00
MILEAGE TRAVEL	AMADOR, MONICA	143.41
MILEAGE TRAVEL	AMORIM, NATALIE	141.50
MILEAGE TRAVEL	ANDERSON, BRENDA	416.25
MILEAGE TRAVEL	ANDERSON, BROOKE	136.60
MILEAGE TRAVEL	ANDERSON, CAROLYN	80.83
MILEAGE TRAVEL	ANDERSON, CATHERINE	3,301.03
MILEAGE TRAVEL	ANDERSON, IRMA	1,762.59
MILEAGE TRAVEL	ANDERSON, KAMERIE	8,419.11
MILEAGE TRAVEL	ANDERSON, LAURIE	899.13
MILEAGE TRAVEL	ANDERSON, MICHAEL	11,941.96
MILEAGE TRAVEL	ANDERSON, MIRANDA	323.13
MILEAGE TRAVEL	ANDERSON, NICOLE	1,088.73
MILEAGE TRAVEL	ANDERSON, SALLY	16,665.25
MILEAGE TRAVEL	ANDERSON, ZACHARY	91.44
MILEAGE TRAVEL	ANDREWS, DEBORAH	79.15
MILEAGE TRAVEL	ANDRUS, STANLEY	1,024.87
MILEAGE TRAVEL	ANGLIN, DILLON	88.25
MILEAGE TRAVEL	ARAKELIAN, JO DENE	283.74
MILEAGE TRAVEL	ARAYA, JOYCELYN	50.29
MILEAGE TRAVEL	ARGUETA, JONATHAN	1,281.84
MILEAGE TRAVEL	ARGYLE, PAUL	1,277.91
MILEAGE TRAVEL	ARKO, ALLEN	8,018.09
MILEAGE TRAVEL	ARMSTRONG, HEATHER	2,334.79
MILEAGE TRAVEL	ARMSTRONG, JAN	3,304.35
MILEAGE TRAVEL	ASAY, CYDNEY	5,009.07
MILEAGE TRAVEL	ASENSIO-CALZADA, MARIA	14.04
MILEAGE TRAVEL	ASH, WILLIAM	39.20
MILEAGE TRAVEL	ASHCROFT, MARY	4,460.50
MILEAGE TRAVEL	ASMAR, ROBIN	201.13
MILEAGE TRAVEL	ATKIN, ADRIENNE	661.35
MILEAGE TRAVEL	ATKINSON, JEFFREY	147.84
MILEAGE TRAVEL	AUSTIN, SHARLENE	6,110.41
MILEAGE TRAVEL	AVERY, AMBER	30.80
MILEAGE TRAVEL	AXTELL, RACHELLE	61.92
MILEAGE TRAVEL	BACHER, MICHAEL	63.25
MILEAGE TRAVEL	BAFFOE, JESSICA	372.40
MILEAGE TRAVEL	BAGLEY, MICHELLE	12.24
MILEAGE TRAVEL	BAGLEY, MONICA	46.33
MILEAGE TRAVEL	BAILEY, ALEXANDRA	1,781.57
MILEAGE TRAVEL	BAILEY, CONNIE	828.75

DESCRIPTION	VENDOR	AMOUNT
MILEAGE TRAVEL	BAIRD, KIRA	26.44
MILEAGE TRAVEL	BAKER, CAMILLE	844.37
MILEAGE TRAVEL	BAKER, JULIE	1,618.69
MILEAGE TRAVEL	BAKER, KRISTINE	957.06
MILEAGE TRAVEL	BALL, JODIE	30.24
MILEAGE TRAVEL	BALLARD, DEBBIE	16,337.36
MILEAGE TRAVEL	BALSER, JUDY	470.34
MILEAGE TRAVEL	BANKS, LEIGH	76.94
MILEAGE TRAVEL	BARKDULL, STEVE	68.25
MILEAGE TRAVEL	BARKER, JESSICA	663.98
MILEAGE TRAVEL	BARKER, VICKIE	20.11
MILEAGE TRAVEL	BARLOW, SHARON	377.24
MILEAGE TRAVEL	BARNES, ANN	627.76
MILEAGE TRAVEL	BARNES, APRIL	310.30
MILEAGE TRAVEL	BARNES, KAREN	4,156.84
MILEAGE TRAVEL	BARNEY, LINDSEY	30.24
MILEAGE TRAVEL	BARR, WENDY	620.53
MILEAGE TRAVEL	BARRON, HENNI	2.14
MILEAGE TRAVEL	BARTLETT, ARLENE	87.91
MILEAGE TRAVEL	BARTLOME, BRENDA	169.77
MILEAGE TRAVEL	BARTON, KEVIN	4,199.95
MILEAGE TRAVEL	BASS, AUBRIE	4,806.22
MILEAGE TRAVEL	BASTIAN, KATIE	2,411.54
MILEAGE TRAVEL	BATEMAN, LUCILLE	32.64
MILEAGE TRAVEL	BATESON, NANCY	749.10
MILEAGE TRAVEL	BAWDEN, KAROLE	1,254.76
MILEAGE TRAVEL	BAXTER, LINDSEY	1,725.52
MILEAGE TRAVEL	BAY, ANNA	299.79
MILEAGE TRAVEL	BEASLEY, JOEL	562.57
MILEAGE TRAVEL	BECK, JODILYN	3,191.90
MILEAGE TRAVEL	BECKETT, HARRISON JR	12,683.55
MILEAGE TRAVEL	BECKSTEAD, DEBORA	299.39
MILEAGE TRAVEL	BECKSTEAD, WESTON	16.74
MILEAGE TRAVEL	BEKKEMELLOM, KATHY	104.00
MILEAGE TRAVEL	BELL, HOLLY	628.78
MILEAGE TRAVEL	BELLINGER, CORRINE	8,439.77
MILEAGE TRAVEL	BENCH, MICHAEL	336.49
MILEAGE TRAVEL	BENCH, TODD	61.58
MILEAGE TRAVEL	BENGTZEN, RAYNEE	211.04
MILEAGE TRAVEL	BENNETT, GAIL	8,418.12
MILEAGE TRAVEL	BENNETT, KRISTIN	1,511.86
MILEAGE TRAVEL	BENNETT, PATRICIA	914.01
MILEAGE TRAVEL	BENSON, HEATHERLY DEVON	1,058.12
MILEAGE TRAVEL	BENTLEY, WYATT	41.44
MILEAGE TRAVEL	BERGER, LINDSAY	59.29
MILEAGE TRAVEL	BERGERA, PAUL	1,896.29
MILEAGE TRAVEL	BERGSTROM, WENDI	310.56
MILEAGE TRAVEL	BEZANSON, RICHARD	1,568.51
MILEAGE TRAVEL	BIGGER, TIFFANY	301.72
MILEAGE TRAVEL	BILLS, IVAN	48.59
MILEAGE TRAVEL	BIRCH, JAMES	13,330.56
MILEAGE TRAVEL	BIRD, EDITH	5,360.96
MILEAGE TRAVEL	BIRD, RON	1,691.34
MILEAGE TRAVEL	BIRD, TAMRA	1,976.43
MILEAGE TRAVEL	BIRGE, CINDY	98.81
MILEAGE TRAVEL	BISHOP, BARBARA	37.80
MILEAGE TRAVEL	BISHOP, ROBYN	6,770.05
MILEAGE TRAVEL	BLACK, JENNIFER	307.63
MILEAGE TRAVEL	BLACKBURN, BETTY	8.48
MILEAGE TRAVEL	BLAIR, DAWN	6,698.41
MILEAGE TRAVEL	BLOWERS, LINDSAY	60.48
MILEAGE TRAVEL	BLUNCK, ELIZABETH	3,443.47

DESCRIPTION	VENDOR	AMOUNT
MILEAGE TRAVEL	BODELL, DONNA	855.30
MILEAGE TRAVEL	BODTCHER, JULIE	45.36
MILEAGE TRAVEL	BOJAK, JANET	566.72
MILEAGE TRAVEL	BOJAK, RICHARD	1,267.99
MILEAGE TRAVEL	BOLLAND, BARBARA	4,799.75
MILEAGE TRAVEL	BOSHARD, JAMES	123.32
MILEAGE TRAVEL	BOUILLON, RITA	4,863.58
MILEAGE TRAVEL	BOUTWELL, LAURA	2,909.91
MILEAGE TRAVEL	BOWDREN, MELISSA	77.42
MILEAGE TRAVEL	BOWE, MARILYN	856.59
MILEAGE TRAVEL	BOWEN, DEBRA	7.84
MILEAGE TRAVEL	BOWEN, JANENE	146.57
MILEAGE TRAVEL	BOWEN, JENNIFER	48.99
MILEAGE TRAVEL	BOWEN, PATTY	1,851.60
MILEAGE TRAVEL	BOWLES, CARRIE	14.21
MILEAGE TRAVEL	BOWLES, JODIE	1,118.51
MILEAGE TRAVEL	BOWSER, CYNTHIA	18.98
MILEAGE TRAVEL	BOYD, LAURA	4,631.12
MILEAGE TRAVEL	BRADBURY, MARY	310.30
MILEAGE TRAVEL	BREMS, DANIELLE	188.65
MILEAGE TRAVEL	BREY, DEBORAH	382.65
MILEAGE TRAVEL	BRIGGS, JENNIFER	1,389.88
MILEAGE TRAVEL	BRIGGS, MICKENZIE	518.55
MILEAGE TRAVEL	BRONSON, ANTHONY	93.80
MILEAGE TRAVEL	BRONSON, PATRICK	63.83
MILEAGE TRAVEL	BROOKS, TIMOTHY	1,679.65
MILEAGE TRAVEL	BROSCHINSKY, MYRNA	1,262.95
MILEAGE TRAVEL	BROWN, JULIE	6,022.59
MILEAGE TRAVEL	BROWN, NANCY	71.16
MILEAGE TRAVEL	BROWN, REBEKAH	55.50
MILEAGE TRAVEL	BROWNING, VICTORIA	868.66
MILEAGE TRAVEL	BRUMFIELD, CHARLENE	83.95
MILEAGE TRAVEL	BRUSO, DOMINICK	261.89
MILEAGE TRAVEL	BRUSSOW, LAURIE	1,628.13
MILEAGE TRAVEL	BUCHANAN, ADAM	117.04
MILEAGE TRAVEL	BUCKINGHAM, JULIE	1,094.85
MILEAGE TRAVEL	BUCKMELTER, MEAGAN	56.70
MILEAGE TRAVEL	BUERS, JILL	199.93
MILEAGE TRAVEL	BUHLER, CRAIG	161.85
MILEAGE TRAVEL	BULL, STEVEN	351.47
MILEAGE TRAVEL	BURCH, NIKKI	18.04
MILEAGE TRAVEL	BURGE, BRENT	2,260.77
MILEAGE TRAVEL	BURKE, GAYLE	43.68
MILEAGE TRAVEL	BURNHAM, TERESA	104.50
MILEAGE TRAVEL	BURNINGHAM, ROBYN	74.66
MILEAGE TRAVEL	BURNSIDE, LINDA	1,448.91
MILEAGE TRAVEL	BURTON, BARY	512.76
MILEAGE TRAVEL	BURTON, JUDY	157.07
MILEAGE TRAVEL	BURTON, SANDRA	17.26
MILEAGE TRAVEL	BUSH, MALINDA	44.18
MILEAGE TRAVEL	BUTLER, DAVID	1,723.16
MILEAGE TRAVEL	BUTTERFIELD, GREG	148.30
MILEAGE TRAVEL	BYRGE, ANA	87.48
MILEAGE TRAVEL	CALL, DEANNE	675.82
MILEAGE TRAVEL	CALL, MARIA	10.08
MILEAGE TRAVEL	CALLAHAN, KERI	562.95
MILEAGE TRAVEL	CAMPBELL, DEBRA	157.15
MILEAGE TRAVEL	CAMPBELL, SPENCER	52.97
MILEAGE TRAVEL	CAMPBELL, TIMOTHY	321.43
MILEAGE TRAVEL	CANICK, MELANIE	9,315.67
MILEAGE TRAVEL	CANNON, KIMBERLY	124.18
MILEAGE TRAVEL	CAREY, MARJEAN	229.36

DESCRIPTION	VENDOR	AMOUNT
MILEAGE TRAVEL	CARLSON, BETTY	1,042.99
MILEAGE TRAVEL	CARRILLO, CARLOS	18.73
MILEAGE TRAVEL	CASTRO, KELSEE	2.22
MILEAGE TRAVEL	CHAMBERLAIN, ROBERT	51.30
MILEAGE TRAVEL	CHANDLER, MARGARET	7.56
MILEAGE TRAVEL	CHAPPLE, SPENCER	84.53
MILEAGE TRAVEL	CHASE, TARA	1,358.80
MILEAGE TRAVEL	CHASTON, SHEILA	16.80
MILEAGE TRAVEL	CHAVEZ, CYNTHIA	28.64
MILEAGE TRAVEL	CHEN, EUNICE	10,552.42
MILEAGE TRAVEL	CHILD, KAYLEE	71.65
MILEAGE TRAVEL	CHOQUE, POLLY	727.03
MILEAGE TRAVEL	CHRISTENSEN, BRETT	14,554.52
MILEAGE TRAVEL	CHRISTENSEN, CAROLYNN	44.85
MILEAGE TRAVEL	CHRISTENSEN, HAILEE	812.00
MILEAGE TRAVEL	CHRISTENSEN, KENDRA	598.57
MILEAGE TRAVEL	CHRISTENSEN, KERI	13,627.31
MILEAGE TRAVEL	CHRISTENSEN, KIM	1,208.41
MILEAGE TRAVEL	CHRISTENSEN, MICHAEL	2,815.22
MILEAGE TRAVEL	CHRISTENSEN, PEGGY	7,132.31
MILEAGE TRAVEL	CHRISTENSEN, SCOTT	179.05
MILEAGE TRAVEL	CHRISTENSEN, THERESA	13.80
MILEAGE TRAVEL	CHRISTIANSEN, KAREN	94.12
MILEAGE TRAVEL	CHRYST, CHERI	9,720.95
MILEAGE TRAVEL	CHURCH, SCOTT	83.95
MILEAGE TRAVEL	CID, KRISTIANNE	2,349.65
MILEAGE TRAVEL	CISNEROS, EMMA	173.88
MILEAGE TRAVEL	CLAYTON, JESSICA	31.48
MILEAGE TRAVEL	CLEGG, KRISTEN	48.60
MILEAGE TRAVEL	CLEGG, LUANN	52.20
MILEAGE TRAVEL	CLOWARD, GAY	197.58
MILEAGE TRAVEL	CLYDE, MELIA	12,474.51
MILEAGE TRAVEL	COBURN, TREVOR	148.83
MILEAGE TRAVEL	COLEMAN, CALEB	38.88
MILEAGE TRAVEL	COLLIGAN, CHERI	4,642.29
MILEAGE TRAVEL	COLLIGAN, HOLLI	503.71
MILEAGE TRAVEL	COLVIN, JANA	37.26
MILEAGE TRAVEL	COMSTOCK, ROBERT	22.91
MILEAGE TRAVEL	CONE, CLARK	60.18
MILEAGE TRAVEL	CONNOR, HEATHER	127.68
MILEAGE TRAVEL	COPPER HILLS HIGH	483.01
MILEAGE TRAVEL	COPPER MOUNTAIN MIDDLE	164.70
MILEAGE TRAVEL	CORBETT, LISA	37.26
MILEAGE TRAVEL	CORFIELD, KERI	39.26
MILEAGE TRAVEL	CORTH, SUSAN	3,076.49
MILEAGE TRAVEL	COTTLE, CRAIG	6,723.19
MILEAGE TRAVEL	COTTLE, KRISTINA	82.08
MILEAGE TRAVEL	COX, BRENT	154.66
MILEAGE TRAVEL	CRAGHEAD, CHARLENE	10.62
MILEAGE TRAVEL	CRAIG, JEREMY	55.52
MILEAGE TRAVEL	CRANE, ETHAN	113.29
MILEAGE TRAVEL	CRAVEN, BRIAN	150.96
MILEAGE TRAVEL	CRAWFORD, JOY	40.02
MILEAGE TRAVEL	CROSGROVE, LORI	260.42
MILEAGE TRAVEL	CROSS-COQUILLETTE, SHARON	1,539.97
MILEAGE TRAVEL	CROUCH, DENA	105.28
MILEAGE TRAVEL	CROW, CAROLYN	10,677.05
MILEAGE TRAVEL	CRUZ, JANA	1,229.29
MILEAGE TRAVEL	CUMMINGS, CHRISTIANE	33.73
MILEAGE TRAVEL	CUMMINGS, KRISTA	46.95
MILEAGE TRAVEL	CURTIS, CODY	240.25
MILEAGE TRAVEL	CURTIS, MEGAN	4,406.37

DESCRIPTION	VENDOR	AMOUNT
MILEAGE TRAVEL	CURTIS, TIMOTHY	2,534.01
MILEAGE TRAVEL	CVETNICH, LISA	14,057.39
MILEAGE TRAVEL	DAHLGREN, BRENDA	94.96
MILEAGE TRAVEL	DANSIE, KATHLEEN	1,396.06
MILEAGE TRAVEL	DAVIS, KELLIE	346.55
MILEAGE TRAVEL	DAVIS, MELVIN	1,372.94
MILEAGE TRAVEL	DAY, JANENE	11,585.34
MILEAGE TRAVEL	DAYBREAK ELEMENTARY	966.02
MILEAGE TRAVEL	DE OLIVEIRA, LUCIANE	767.13
MILEAGE TRAVEL	DEAKINS, MARLA	78.68
MILEAGE TRAVEL	DEAN, MICHELLE	5,061.01
MILEAGE TRAVEL	DECKER, MELISSA	57.49
MILEAGE TRAVEL	DEKRAMER, KAREN	247.62
MILEAGE TRAVEL	DELMONTE, MELISSA	2,073.95
MILEAGE TRAVEL	DEMONJA, NATHAN	19.44
MILEAGE TRAVEL	DENNEY, SUSAN	5,090.47
MILEAGE TRAVEL	DENSLEY, LORI	645.54
MILEAGE TRAVEL	DENTON, CODY	76.62
MILEAGE TRAVEL	DEVENBERG, SHERRY	552.72
MILEAGE TRAVEL	DEVEY, DUANE	1,329.20
MILEAGE TRAVEL	DEVEY, JENNIFER	110.16
MILEAGE TRAVEL	DIAMOND, MARTA RAE	1,018.53
MILEAGE TRAVEL	DIAZ, DINA	454.57
MILEAGE TRAVEL	DICKINSON, DEANNA	393.74
MILEAGE TRAVEL	DILLMAN, BARBARA	185.37
MILEAGE TRAVEL	DILLMAN, CRISTY	5,815.29
MILEAGE TRAVEL	DIMMICK, TAMI	80.78
MILEAGE TRAVEL	DITTMORE, WAYNE	1,836.82
MILEAGE TRAVEL	DIXON, JENNIFER	79.93
MILEAGE TRAVEL	DOBSON, BRIANNE	14.38
MILEAGE TRAVEL	DODGE, SARAI	262.94
MILEAGE TRAVEL	DOLEAC, MEREDITH	509.36
MILEAGE TRAVEL	DOLPH, DEBRA	1,079.40
MILEAGE TRAVEL	DORAN, CHARLA	230.42
MILEAGE TRAVEL	DRENNAN, CHRISTINIA	192.59
MILEAGE TRAVEL	DRESSEN, ALEXIS	39.42
MILEAGE TRAVEL	DUBOIS, LINDA	262.23
MILEAGE TRAVEL	DUFFY, JACK	303.03
MILEAGE TRAVEL	DUMMER, MELINDA	385.10
MILEAGE TRAVEL	DUNCAN, JESSICA	41.04
MILEAGE TRAVEL	DUNHAM, STEVEN	8,418.51
MILEAGE TRAVEL	DUNN, JULIE	323.41
MILEAGE TRAVEL	DURRANT, JILL	5,101.00
MILEAGE TRAVEL	DWYER, PEGGY	1,653.36
MILEAGE TRAVEL	EADS, JAY	2,280.88
MILEAGE TRAVEL	EAMES, JODI	71.34
MILEAGE TRAVEL	EASON, JONATHAN	113.23
MILEAGE TRAVEL	EASON, RACHEL	244.94
MILEAGE TRAVEL	EASTMAN, PATRICIA	6,461.44
MILEAGE TRAVEL	EATCHEL, JOANNA	6.05
MILEAGE TRAVEL	EDMONDS, DENNIS	2,632.64
MILEAGE TRAVEL	EDWARDS, DANIEL	498.54
MILEAGE TRAVEL	EGAN, KAREN	3,972.05
MILEAGE TRAVEL	ELK RIDGE MIDDLE	575.32
MILEAGE TRAVEL	ELLEFSSEN, JENNIFER	217.01
MILEAGE TRAVEL	ELLINGSON, HEATHER	1,221.64
MILEAGE TRAVEL	ELLIS, DANIEL	868.39
MILEAGE TRAVEL	ELLSWORTH, STEFFANY	81.00
MILEAGE TRAVEL	ELOFF, SHERRIE	550.53
MILEAGE TRAVEL	ELWOOD, TAWNIA	121.90
MILEAGE TRAVEL	EMERSON, NORMAN	2,715.03
MILEAGE TRAVEL	EMERY, CRAIG	144.52

DESCRIPTION	VENDOR	AMOUNT
MILEAGE TRAVEL	ERDMANN, MARY ANN	7,035.60
MILEAGE TRAVEL	ERICKSEN, STEPHEN	2,607.45
MILEAGE TRAVEL	ERICKSON, ARTHUR	312.89
MILEAGE TRAVEL	ERICKSON, CONNIE	44.75
MILEAGE TRAVEL	ERICKSON, LARS	105.24
MILEAGE TRAVEL	EVANS, HOLLY	676.80
MILEAGE TRAVEL	EVANS, JOHN	278.88
MILEAGE TRAVEL	EVANS, LUCIE	11.82
MILEAGE TRAVEL	EVANS, MEGAN	3,449.04
MILEAGE TRAVEL	EVANS, PAUL	32.79
MILEAGE TRAVEL	EVANS, STACY	2,380.89
MILEAGE TRAVEL	EVERILL, LANCE	851.23
MILEAGE TRAVEL	EXETER, TERI	185.38
MILEAGE TRAVEL	EYRE, AMY	115.79
MILEAGE TRAVEL	EYRE, JENNIFER	544.70
MILEAGE TRAVEL	EYRE, MEAGAN	196.15
MILEAGE TRAVEL	FABELA, TAMMY	90.99
MILEAGE TRAVEL	FABISZAK, JACQUELYNN	255.68
MILEAGE TRAVEL	FAIRCHILD, ROXANNE	40.06
MILEAGE TRAVEL	FANKHAUSER, EMILY	38.88
MILEAGE TRAVEL	FARNSWORTH, MICHAEL	8.98
MILEAGE TRAVEL	FARNWORTH, JENNIFER	552.09
MILEAGE TRAVEL	FARR, SARAH	1,536.50
MILEAGE TRAVEL	FATANI, MELINDA	169.50
MILEAGE TRAVEL	FAUX, DAVID	1,318.63
MILEAGE TRAVEL	FELDMAN, DIANNE	436.16
MILEAGE TRAVEL	FELLOWS, MEGAN	24.73
MILEAGE TRAVEL	FENANDER, REBECCA	2,505.41
MILEAGE TRAVEL	FERRUFINO, SONJA	2,114.34
MILEAGE TRAVEL	FIELD, RICHARD	529.44
MILEAGE TRAVEL	FIELDEN, EVON	127.38
MILEAGE TRAVEL	FILIPPINI, MATTHEW	123.55
MILEAGE TRAVEL	FINCH, LAURENE	1,879.08
MILEAGE TRAVEL	FINGER, DANIELLE	55.91
MILEAGE TRAVEL	FINLAY, SUSAN	17.34
MILEAGE TRAVEL	FISH, AUDREY	2,174.18
MILEAGE TRAVEL	FISHER, JENNIFER	3,364.74
MILEAGE TRAVEL	FITZGERALD, SUSAN	381.84
MILEAGE TRAVEL	FLEMING, HOWARD III	371.52
MILEAGE TRAVEL	FLETCHER, SCOTT	10,460.50
MILEAGE TRAVEL	FLINT, WILLIAM	147.84
MILEAGE TRAVEL	FLYNN, TERI	59.86
MILEAGE TRAVEL	FOLKERSEN, TRACI	108.47
MILEAGE TRAVEL	FOOTE, KAREN	271.78
MILEAGE TRAVEL	FORD, SUSAN	73.37
MILEAGE TRAVEL	FORDHAM, MICHELLE	4,588.00
MILEAGE TRAVEL	FORMAN, MARYANN	20.20
MILEAGE TRAVEL	FORT HERRIMAN MIDDLE	419.41
MILEAGE TRAVEL	FOTHERINGHAM, BRIANNE	195.48
MILEAGE TRAVEL	FOULKS, KATHRYN	1,066.23
MILEAGE TRAVEL	FOX, ALEXIS	81.25
MILEAGE TRAVEL	FRANCO, FULVIA	6,435.81
MILEAGE TRAVEL	FRANCOM, SAUNDIE	2,171.41
MILEAGE TRAVEL	FRANCYK-WELLS, TARA	96.88
MILEAGE TRAVEL	FREEMAN, CARMEN	546.24
MILEAGE TRAVEL	FRENCH, RENETTE	102.70
MILEAGE TRAVEL	FRIANT, REBEKKAH	1,576.27
MILEAGE TRAVEL	FRODGE, ROBIN	918.00
MILEAGE TRAVEL	FULLER, CORIE	1,054.53
MILEAGE TRAVEL	FULLMER, AMY	5.55
MILEAGE TRAVEL	FULLMER, CATHRYN	140.68
MILEAGE TRAVEL	FULLMER, DAVID	7.65

DESCRIPTION	VENDOR	AMOUNT
MILEAGE TRAVEL	GAMBLE, JERI	261.56
MILEAGE TRAVEL	GAMBLE, MAKAYLEE	251.60
MILEAGE TRAVEL	GAMMELL, MICHAELLE	2,443.78
MILEAGE TRAVEL	GAMMON, TERESA	430.32
MILEAGE TRAVEL	GARBER, MELISSA	3,628.19
MILEAGE TRAVEL	GARDNER, NATHANAEL	17.65
MILEAGE TRAVEL	GARRARD, TRACIE	43.20
MILEAGE TRAVEL	GARZA, BEKKA	13.44
MILEAGE TRAVEL	GASTELUM, JOE	257.04
MILEAGE TRAVEL	GATES, BETH	233.22
MILEAGE TRAVEL	GATTEN, THOMAS	2,534.20
MILEAGE TRAVEL	GENAUX, MELISA	593.81
MILEAGE TRAVEL	GENTRY, BARBARA	5,648.51
MILEAGE TRAVEL	GERBER, REBECCA	8,453.14
MILEAGE TRAVEL	GERRITSEN, BRYAN	9,265.80
MILEAGE TRAVEL	GIACOVELLI, CHRISTINA	1,650.67
MILEAGE TRAVEL	GIBBY, ASHLEY	59.72
MILEAGE TRAVEL	GIBSON, KIM	3,696.67
MILEAGE TRAVEL	GISSING, RACHEL	5,853.34
MILEAGE TRAVEL	GIFFORD, MICHAEL	9,382.31
MILEAGE TRAVEL	GILES, BRIGID	771.30
MILEAGE TRAVEL	GILES, DON	5,121.67
MILEAGE TRAVEL	GILLMORE, AMANDA	67.95
MILEAGE TRAVEL	GIRON, CELESTE	135.06
MILEAGE TRAVEL	GLADE, CLAIRE	2,155.68
MILEAGE TRAVEL	GLASSEY, JENIFER	1,023.83
MILEAGE TRAVEL	GLAZIER, DEWAYNE	2,310.91
MILEAGE TRAVEL	GLAZIER, REBECCA	7.06
MILEAGE TRAVEL	GLENN, MICHAEL	3,931.89
MILEAGE TRAVEL	GOATES, FLORE	3,624.38
MILEAGE TRAVEL	GODFREY, ANTHONY	10,779.08
MILEAGE TRAVEL	GOFF, MORGAN	176.13
MILEAGE TRAVEL	GOINS, ROBERT	142.12
MILEAGE TRAVEL	GOLD, KIMBERLEE	207.76
MILEAGE TRAVEL	GOLD, LINDA	1,975.99
MILEAGE TRAVEL	GOLSON, CARA	190.41
MILEAGE TRAVEL	GOMEZ II, DANIEL	5,265.27
MILEAGE TRAVEL	GOMEZ, NOEL	2,450.25
MILEAGE TRAVEL	GOMEZ, WENDY	104.08
MILEAGE TRAVEL	GONZALEZ, FAVIO	6.48
MILEAGE TRAVEL	GOOD, LAKESHA	3,194.46
MILEAGE TRAVEL	GOODRICH, KENNETH	78.84
MILEAGE TRAVEL	GOODRICH, NATHANIEL	151.32
MILEAGE TRAVEL	GOODWIN, MICAH	1,432.96
MILEAGE TRAVEL	GORDON, ELLEN	902.09
MILEAGE TRAVEL	GORDON, ROBYN	214.72
MILEAGE TRAVEL	GORDON, SASHA	5.18
MILEAGE TRAVEL	GORRINGE, KAREN	581.70
MILEAGE TRAVEL	GOTTFREDSON, SHELLY	731.35
MILEAGE TRAVEL	GOUGH, CAROLYN	5,709.85
MILEAGE TRAVEL	GOULD, ANNE	574.20
MILEAGE TRAVEL	GRAFF, TERRI	6.48
MILEAGE TRAVEL	GRANDA, MEGAN	848.09
MILEAGE TRAVEL	GRANT, STEPHANIE	7.56
MILEAGE TRAVEL	GRAVES, ROGER	131.45
MILEAGE TRAVEL	GRAVES, STAR	7.77
MILEAGE TRAVEL	GRAY, NICOLE	199.26
MILEAGE TRAVEL	GREEN, NOELANI	127.35
MILEAGE TRAVEL	GRESSMEN, KELSEY	102.72
MILEAGE TRAVEL	GRIFFIN, DAVID	638.54
MILEAGE TRAVEL	GRIFFITH, BEVERLY	2,987.68
MILEAGE TRAVEL	GRIFFITH, HOWARD	4,827.34

DESCRIPTION	VENDOR	AMOUNT
MILEAGE TRAVEL	GRIFFITH, TIMOTHY	677.75
MILEAGE TRAVEL	GRIFFITHS, TERESA	5,786.16
MILEAGE TRAVEL	GRIGGS, RIDLEY	105.10
MILEAGE TRAVEL	GRIMSHAW, BRYAN	10,332.32
MILEAGE TRAVEL	GRITTON, KRISTIN	608.17
MILEAGE TRAVEL	GROETHE, JAMES	980.96
MILEAGE TRAVEL	GROSH, JENNIFER	53.04
MILEAGE TRAVEL	GROSSKREUTZ, GINA	11,509.16
MILEAGE TRAVEL	GROVES, TAMMY	879.22
MILEAGE TRAVEL	GRUNDMANN, BILLIE	5.60
MILEAGE TRAVEL	GUBLER, VIVIAN	863.66
MILEAGE TRAVEL	GUDJENOV, AMELIA	457.64
MILEAGE TRAVEL	GUERRA WHITNEY, JENNIFER	1,837.27
MILEAGE TRAVEL	GUNN, BRUCE	2,672.29
MILEAGE TRAVEL	GUZY, HOLLI	252.63
MILEAGE TRAVEL	HACKWITH, ERIN	150.14
MILEAGE TRAVEL	HAGEN, CURTIS	7,643.51
MILEAGE TRAVEL	HAINES, BRIAN	70.20
MILEAGE TRAVEL	HALE, JACQUELINE	552.76
MILEAGE TRAVEL	HALE, TANYA	1.29
MILEAGE TRAVEL	HALES, KELLI	530.34
MILEAGE TRAVEL	HALL, STEVEN	6,131.24
MILEAGE TRAVEL	HALL, SUSAN	374.57
MILEAGE TRAVEL	HALLIDAY, MARK	4,772.95
MILEAGE TRAVEL	HAMBLIN, TRAVIS	5,654.80
MILEAGE TRAVEL	HAMMOND, DEBORAH	167.24
MILEAGE TRAVEL	HAMPTON, JOANNE	288.66
MILEAGE TRAVEL	HANCOCK, DONALYNN	339.17
MILEAGE TRAVEL	HANES, PAULA	153.86
MILEAGE TRAVEL	HANKS, MELISSA	91.91
MILEAGE TRAVEL	HANSEN, AMANDA	598.52
MILEAGE TRAVEL	HANSEN, KRISTA	4,687.27
MILEAGE TRAVEL	HANSEN, KYLE	3,131.51
MILEAGE TRAVEL	HANSEN, KYLEE	56.90
MILEAGE TRAVEL	HANSEN, WENDY	562.45
MILEAGE TRAVEL	HANSON, MARY	4.48
MILEAGE TRAVEL	HANVEY, WILLIAM	1,281.16
MILEAGE TRAVEL	HARDELL, TRACI	2,339.63
MILEAGE TRAVEL	HARDY, MATHEW	397.78
MILEAGE TRAVEL	HARDY, SHERILYN	215.79
MILEAGE TRAVEL	HARDY, STEVEN	46.93
MILEAGE TRAVEL	HARDY, TRACIE	17.27
MILEAGE TRAVEL	HARMAN, AMY	115.34
MILEAGE TRAVEL	HARMON, RITA	3.53
MILEAGE TRAVEL	HARMON, WENDY	6,407.67
MILEAGE TRAVEL	HAROLDSSEN, DEEANN	34.68
MILEAGE TRAVEL	HARRIS, TAMARA	283.55
MILEAGE TRAVEL	HARRISON, ANNE	245.99
MILEAGE TRAVEL	HARRISON, BARBARA SUE	1,092.72
MILEAGE TRAVEL	HARVESON, LANISA	4,625.75
MILEAGE TRAVEL	HARWARD, JANE	2,684.44
MILEAGE TRAVEL	HARWOOD, JESSIE	64.40
MILEAGE TRAVEL	HARWOOD, STEVEN	418.60
MILEAGE TRAVEL	HAUPTFLEISCH, DANA	27.60
MILEAGE TRAVEL	HAYES, ALICE	33.60
MILEAGE TRAVEL	HAYES, DAWNEL	177.84
MILEAGE TRAVEL	HAYGEMAN, EMILY	165.57
MILEAGE TRAVEL	HEAPS, JOAN	113.49
MILEAGE TRAVEL	HEAPS, MICHAEL	709.75
MILEAGE TRAVEL	HEATON, LORI	215.83
MILEAGE TRAVEL	HEBER, MARK	662.99
MILEAGE TRAVEL	HENDERSON, JOHN	99.36

DESCRIPTION	VENDOR	AMOUNT
MILEAGE TRAVEL	HENDERSON, SARA	89.94
MILEAGE TRAVEL	HENDRICKSON, MICHELE	461.81
MILEAGE TRAVEL	HENDRIKSEN, RUTH	506.50
MILEAGE TRAVEL	HENKEL, CARLA	14,861.51
MILEAGE TRAVEL	HERNANDEZ, GABRIEL	424.42
MILEAGE TRAVEL	HESS, MARGARET	105.60
MILEAGE TRAVEL	HEUMANN, TIMOTHY	1,741.93
MILEAGE TRAVEL	HEWLETT, CHRISTIE	312.62
MILEAGE TRAVEL	HEYWOOD, KAILEY	5,278.06
MILEAGE TRAVEL	HEYWOOD, KERRY	11,481.06
MILEAGE TRAVEL	HICKMAN, SHANNON	180.90
MILEAGE TRAVEL	HICKS, ROBERT	5,576.19
MILEAGE TRAVEL	HIGGINS, MISTY	13.80
MILEAGE TRAVEL	HIGGS, ASHLEY	709.83
MILEAGE TRAVEL	HIGGS, DEBORAH	137.15
MILEAGE TRAVEL	HIGHAM, DEANNA	2,993.09
MILEAGE TRAVEL	HILL, JENETTE	36.88
MILEAGE TRAVEL	HILL, STACI	116.34
MILEAGE TRAVEL	HILTON, JAIME	82.14
MILEAGE TRAVEL	HILTON, MARYELLEN	9.20
MILEAGE TRAVEL	HINOJOSA, ANDREA	454.99
MILEAGE TRAVEL	HIXON, BAILEY	353.97
MILEAGE TRAVEL	HODSON, LAURA	231.37
MILEAGE TRAVEL	HOFER, BRIANNA	0.00
MILEAGE TRAVEL	HOFFMAN, RONNA	312.09
MILEAGE TRAVEL	HOFFMEISTER, CARRIE	2,182.40
MILEAGE TRAVEL	HOLT, AUDREY	488.20
MILEAGE TRAVEL	HOLT, SARA	3,252.46
MILEAGE TRAVEL	HOOPER, HELEN	34.68
MILEAGE TRAVEL	HOPKIN, ESTHER	37.80
MILEAGE TRAVEL	HORGER, TAMMY	7,383.40
MILEAGE TRAVEL	HORROCKS, KATHRYN	12,804.07
MILEAGE TRAVEL	HORSTMAN, KERI	180.31
MILEAGE TRAVEL	HOWE, JANET	251.57
MILEAGE TRAVEL	HOWLAND, DEBRA	57.51
MILEAGE TRAVEL	HUFF, ANNETTE	1,458.50
MILEAGE TRAVEL	HUFFMAN, JULIE	158.36
MILEAGE TRAVEL	HUGHES, MICHAEL	6,097.26
MILEAGE TRAVEL	HUGHES, ROSEMARY	46.60
MILEAGE TRAVEL	HUNTER, AARON	368.79
MILEAGE TRAVEL	HUNTER, DONNA	1,587.10
MILEAGE TRAVEL	HUTCHINGS, MICHAEL	800.11
MILEAGE TRAVEL	HYDE, DEBRA	497.94
MILEAGE TRAVEL	HYER, RENEE	690.88
MILEAGE TRAVEL	IBANEZ, JORGE	116.64
MILEAGE TRAVEL	ICHIMURA, AARON	569.74
MILEAGE TRAVEL	IDDINGS, SCOTT	1,335.20
MILEAGE TRAVEL	IHLER, MARJORIE	628.08
MILEAGE TRAVEL	JACKMAN, JUDY	2,635.55
MILEAGE TRAVEL	JACKSON, KATIE	4,561.28
MILEAGE TRAVEL	JACKSON, LISA	66.42
MILEAGE TRAVEL	JACKSON, SUSAN	686.07
MILEAGE TRAVEL	JACOB, LAURA	54.88
MILEAGE TRAVEL	JAMES, CHELSEY	6.16
MILEAGE TRAVEL	JAMES, DANEEN	239.58
MILEAGE TRAVEL	JAMES, DARLENE	744.69
MILEAGE TRAVEL	JAMES, MARY	5,589.63
MILEAGE TRAVEL	JAMESON, BEN	1,773.35
MILEAGE TRAVEL	JANIS, DANAE	37.80
MILEAGE TRAVEL	JANIS, REBECCA	22,500.60
MILEAGE TRAVEL	JARRARD, JENNIFER	436.93
MILEAGE TRAVEL	JARZOMBK, JENNY	58.38

DESCRIPTION	VENDOR	AMOUNT
MILEAGE TRAVEL	JAUSSI, SUSAN	69.86
MILEAGE TRAVEL	JENKINS, AUBREY	3,289.78
MILEAGE TRAVEL	JENKS, SHARON	46.18
MILEAGE TRAVEL	JENNINGS, LARA	21,891.12
MILEAGE TRAVEL	JENSEN, BLAIR	1,444.10
MILEAGE TRAVEL	JENSEN, HEIDI	47.08
MILEAGE TRAVEL	JENSEN, HERBERT	653.41
MILEAGE TRAVEL	JENSEN, KENNETH	38.85
MILEAGE TRAVEL	JENSEN, MALINDA	469.54
MILEAGE TRAVEL	JENSEN, RAIMEE	2,050.66
MILEAGE TRAVEL	JENSEN, SARAH	373.59
MILEAGE TRAVEL	JENSEN, SHARON	961.59
MILEAGE TRAVEL	JESSIE-JONES, LINDA	149.30
MILEAGE TRAVEL	JIMENEZ, SHIRLEY	5,524.65
MILEAGE TRAVEL	JOHANSEN, DAVID	3,202.49
MILEAGE TRAVEL	JOHNSON, ANDREW	207.76
MILEAGE TRAVEL	JOHNSON, ANGELA	1,245.69
MILEAGE TRAVEL	JOHNSON, DONALD	2,079.50
MILEAGE TRAVEL	JOHNSON, ELISHA	15.12
MILEAGE TRAVEL	JOHNSON, JAYCEE	311.37
MILEAGE TRAVEL	JOHNSON, KRISTEEN	714.36
MILEAGE TRAVEL	JOHNSON, LAURA	427.35
MILEAGE TRAVEL	JOHNSON, MAKAYLA	125.26
MILEAGE TRAVEL	JOHNSON, PATRICE	10,412.93
MILEAGE TRAVEL	JOHNSON, PATRICIA	481.63
MILEAGE TRAVEL	JOHNSON, PATRICK	337.45
MILEAGE TRAVEL	JOHNSON, ROBYN	249.02
MILEAGE TRAVEL	JOHNSON, SHANNON	366.27
MILEAGE TRAVEL	JOLLEY, D BURKE	3,156.18
MILEAGE TRAVEL	JOLLEY, KRISTINE	6.42
MILEAGE TRAVEL	JOLLEY, SANDRA	127.64
MILEAGE TRAVEL	JONES, BONNIE	229.60
MILEAGE TRAVEL	JONES, MARC TYLER	2,158.59
MILEAGE TRAVEL	JONES, MERRILEE	115.02
MILEAGE TRAVEL	JOOS, JENNIFER	7.35
MILEAGE TRAVEL	JOOSTEN, MIRSA	4,756.33
MILEAGE TRAVEL	JORDAN EDUCATION FOUNDATION	208.94
MILEAGE TRAVEL	JOSEPHSON, KATHY	10.82
MILEAGE TRAVEL	JUNG, M JULIANNA	18,517.18
MILEAGE TRAVEL	JUSTESEN, COLLETTE	2,965.78
MILEAGE TRAVEL	KABWERE, ROBYN	29.12
MILEAGE TRAVEL	KARPOWITZ, NANCY	3,461.43
MILEAGE TRAVEL	KARREN, IRENE	164.84
MILEAGE TRAVEL	KASAL, JOSEPH	181.13
MILEAGE TRAVEL	KATOA, HEMALOTO	4,219.24
MILEAGE TRAVEL	KEARNEY, KRISTI	37.52
MILEAGE TRAVEL	KELLY, DAWN	229.20
MILEAGE TRAVEL	KEMP, KRISTI	5,192.95
MILEAGE TRAVEL	KEMPLE REEVES, ANA	186.42
MILEAGE TRAVEL	KENNETT, PEGGY JO	1,576.47
MILEAGE TRAVEL	KESLER, JONATHAN	110.66
MILEAGE TRAVEL	KESTEN, LESLIE	37.81
MILEAGE TRAVEL	KIDMAN, KRISTINE	131.39
MILEAGE TRAVEL	KILCREASE, MICHELLE	1,406.37
MILEAGE TRAVEL	KING, BRIAN	5,370.19
MILEAGE TRAVEL	KINVILLE, NANCY	52.72
MILEAGE TRAVEL	KIRK, RAEANNA	3,851.79
MILEAGE TRAVEL	KLINDT, CASSANDRA	47.80
MILEAGE TRAVEL	KOBZEFF, CRYSTAL	67.12
MILEAGE TRAVEL	KOCHANEK, VICTORIA	1,247.89
MILEAGE TRAVEL	KOCHEVAR, JOSEPH	7,161.73
MILEAGE TRAVEL	KOFOED, PRESLEY	10.17

DESCRIPTION	VENDOR	AMOUNT
MILEAGE TRAVEL	KOONTZ, VALERIE	381.91
MILEAGE TRAVEL	KOTTER, JENNIFER	534.46
MILEAGE TRAVEL	KREBS, LUCIA	91.91
MILEAGE TRAVEL	KRISTENSEN, CARISSA	4,642.17
MILEAGE TRAVEL	KUCERA, WILLIAM	30.78
MILEAGE TRAVEL	KYRIOPOULOS, CHRISTINA	584.84
MILEAGE TRAVEL	LAFLAMME, KAREN	17.83
MILEAGE TRAVEL	LAFORTUNE, MARY	210.54
MILEAGE TRAVEL	LAGERBERG, NANCY	3,433.49
MILEAGE TRAVEL	LAMB DIN, PATRICIA	65.16
MILEAGE TRAVEL	LAMBERT, MARY	90.54
MILEAGE TRAVEL	LANGSHALL, RACHEL	65.85
MILEAGE TRAVEL	LARSEN, DOUGLAS	100.05
MILEAGE TRAVEL	LARSEN, JOHN	1,959.34
MILEAGE TRAVEL	LARSON, BRIAN	1,409.48
MILEAGE TRAVEL	LARSON, LAURIE	8,889.67
MILEAGE TRAVEL	LARUE, EMILY	697.48
MILEAGE TRAVEL	LATTIN, REMY	1,961.52
MILEAGE TRAVEL	LAUGHLIN, SHEILA	1,539.38
MILEAGE TRAVEL	LAVERY, TIFFENIE	5.09
MILEAGE TRAVEL	LAWRENCE, BRITTANY	321.60
MILEAGE TRAVEL	LAWRENCE, REBECCA	212.01
MILEAGE TRAVEL	LAWRENCE, STEPHANIE	39.20
MILEAGE TRAVEL	LAWRENCE, THOMAS	20.54
MILEAGE TRAVEL	LAWRENCE, TIFANI	82.70
MILEAGE TRAVEL	LEAVITT, LUANN	2,458.57
MILEAGE TRAVEL	LEAVITT, STACEY	13.80
MILEAGE TRAVEL	LEBEAU, EVA LORRAINE	2,008.18
MILEAGE TRAVEL	LEBEL, CHRISTINE	95.74
MILEAGE TRAVEL	LECHEMINANT, DEBBIE	6.73
MILEAGE TRAVEL	LEE, MICHELE	3,541.67
MILEAGE TRAVEL	LEE, REBECCA	2,766.83
MILEAGE TRAVEL	LEFEVOR, RACHEL	166.33
MILEAGE TRAVEL	LEGGAT, BRYAN	1,720.83
MILEAGE TRAVEL	LEPLEY, JAMES	50.91
MILEAGE TRAVEL	LEVERICH, PATRICIA	603.50
MILEAGE TRAVEL	LEWIS, DALLIN	81.20
MILEAGE TRAVEL	LEWIS, DEA	87.14
MILEAGE TRAVEL	LEWIS, JEANNA	209.27
MILEAGE TRAVEL	LEWIS, ROBIN	224.29
MILEAGE TRAVEL	LIDDLE, KARIN	88.19
MILEAGE TRAVEL	LIEBER, JASEN	129.47
MILEAGE TRAVEL	LIFFERTH, MARILYN	185.55
MILEAGE TRAVEL	LINCOLN, ABIGAIL	2,239.85
MILEAGE TRAVEL	LINK, DONALD	2,854.53
MILEAGE TRAVEL	LIRA JUKIC, MARIA	11,619.20
MILEAGE TRAVEL	LLOYD, HILDA	21,398.52
MILEAGE TRAVEL	LLOYD, KEISHA	25.92
MILEAGE TRAVEL	LOFTIS, BYRON	947.21
MILEAGE TRAVEL	LONGETEIG, TORREY	6.78
MILEAGE TRAVEL	LONGSTROTH, CATHERINE	91.90
MILEAGE TRAVEL	LOPEZ HERNANDEZ, CARLOS	46.98
MILEAGE TRAVEL	LORD, JOSHUA	13.44
MILEAGE TRAVEL	LOUGY, BONNIE	1,369.30
MILEAGE TRAVEL	LOUK, JESSICA	6.33
MILEAGE TRAVEL	LOVE, DARRELL	2,418.28
MILEAGE TRAVEL	LOVELL, DONELLA	44.56
MILEAGE TRAVEL	LOW, JEREMY	70.79
MILEAGE TRAVEL	LOWER, ASHLEY	267.68
MILEAGE TRAVEL	LUCCHESI, KIMBERLY	422.26
MILEAGE TRAVEL	LUKER, DEBORAH	3,854.87
MILEAGE TRAVEL	LUNAK, NANCY	3,933.45

DESCRIPTION	VENDOR	AMOUNT
MILEAGE TRAVEL	LUND, VICKIE	582.03
MILEAGE TRAVEL	LUNDBLAD, CHRISTINA	100.05
MILEAGE TRAVEL	LUNDY, NICHOLAS	69.66
MILEAGE TRAVEL	LUNNEN, VALERIE	33.70
MILEAGE TRAVEL	LUQUIRE, REBECCA	337.53
MILEAGE TRAVEL	LURKER, MYRA	636.77
MILEAGE TRAVEL	LUTZ, MIKAYLEE	19.34
MILEAGE TRAVEL	LYCURGUE-EINZING, RUFINE M	5,795.61
MILEAGE TRAVEL	LYMAN, LORI	100.30
MILEAGE TRAVEL	LYON, STACY	5,306.44
MILEAGE TRAVEL	MABEY, JANET	1,306.09
MILEAGE TRAVEL	MACDOUGALL, ELIZABETH	220.54
MILEAGE TRAVEL	MACDOUGALL-JACOBS, SANDRA	461.32
MILEAGE TRAVEL	MACKAY, ERICA	8,146.23
MILEAGE TRAVEL	MACKAY, JOY	137.84
MILEAGE TRAVEL	MAESTRO SCHERER, AMANDA	97.74
MILEAGE TRAVEL	MAGERA, LYNDSIE	7.02
MILEAGE TRAVEL	MAIR, MARAE	67.16
MILEAGE TRAVEL	MANGUM, OLIVIA	60.93
MILEAGE TRAVEL	MANN, MARILYN	1,378.09
MILEAGE TRAVEL	MANNING, THOMAS	26.11
MILEAGE TRAVEL	MANO, JOY	60.69
MILEAGE TRAVEL	MANOUSAKIS, KATHERINE	1,057.02
MILEAGE TRAVEL	MANWARING, STEVEN	247.52
MILEAGE TRAVEL	MANWILL, ROBERT	370.39
MILEAGE TRAVEL	MAPLES, JENNIFER	7.56
MILEAGE TRAVEL	MARGETTS, CHAD	109.41
MILEAGE TRAVEL	MARIANO, TRACI	25.92
MILEAGE TRAVEL	MARSDEN, JO AN	3,520.91
MILEAGE TRAVEL	MARSH, JAMES	4,935.08
MILEAGE TRAVEL	MARTAIN, JANE	4,915.42
MILEAGE TRAVEL	MARTIN, KARLA	6,534.37
MILEAGE TRAVEL	MARTIN, TAMI	3,162.94
MILEAGE TRAVEL	MARTIN-LEMASTER, JUNE	6,638.65
MILEAGE TRAVEL	MARX, ROBERT	2,345.65
MILEAGE TRAVEL	MARX, WINONA	113.18
MILEAGE TRAVEL	MASON, AMBER	399.60
MILEAGE TRAVEL	MASON, BRETT	366.66
MILEAGE TRAVEL	MASON, CLYDE	4,753.43
MILEAGE TRAVEL	MASON, KURSTEN	20.54
MILEAGE TRAVEL	MASON, REX	464.54
MILEAGE TRAVEL	MATSON, CHERYL	1,266.10
MILEAGE TRAVEL	MATTHEWS, PATRICIA	5,007.72
MILEAGE TRAVEL	MAUERMAN, EILEEN	2,424.45
MILEAGE TRAVEL	MAUGHAN, NATALIE	2,680.86
MILEAGE TRAVEL	MAUSBACH, JERRI	184.33
MILEAGE TRAVEL	MAXFIELD, LINDSAY	106.87
MILEAGE TRAVEL	MAYNES, ALISON	75.73
MILEAGE TRAVEL	MC CULLOUGH, AMANDA	53.76
MILEAGE TRAVEL	MC CULLOUGH, DANIEL	786.80
MILEAGE TRAVEL	MCANALLY, JARED	159.77
MILEAGE TRAVEL	MCBRIDE, BERNICE	168.64
MILEAGE TRAVEL	MCCARTHY, JULIE	3,435.52
MILEAGE TRAVEL	MCCOMBS, TRUDY	54.36
MILEAGE TRAVEL	MCCONNELL, DAVID	542.34
MILEAGE TRAVEL	MCDUGAL, SUSAN	147.89
MILEAGE TRAVEL	MCGEE, M PATRICK	302.48
MILEAGE TRAVEL	MCGWIRE, SHALEIA	19.18
MILEAGE TRAVEL	MCINTYRE, TAMARA	389.76
MILEAGE TRAVEL	MCKENZIE, KARL	2,887.69
MILEAGE TRAVEL	MCKENZIE, REBECCA	833.03
MILEAGE TRAVEL	MCKISSICK, HEIDI	55.43

DESCRIPTION	VENDOR	AMOUNT
MILEAGE TRAVEL	MCLAUGHLIN, KENNETH	321.38
MILEAGE TRAVEL	MCLAUGHLIN, PATRICIA	543.07
MILEAGE TRAVEL	MCLEOD, SHAWN	903.15
MILEAGE TRAVEL	MCMULLIN, DENISE	545.23
MILEAGE TRAVEL	MCNEILL, KENNETH	270.48
MILEAGE TRAVEL	MEACHAM, JULIE	113.63
MILEAGE TRAVEL	MEARS, DIANE	29.20
MILEAGE TRAVEL	MECHAM, KRISTA	3,749.82
MILEAGE TRAVEL	MECHAM, MELINDA	25.03
MILEAGE TRAVEL	MEEK, COURTNEE	208.16
MILEAGE TRAVEL	MEIFU, MIKEL	48.15
MILEAGE TRAVEL	MELTON, JERI	1,299.34
MILEAGE TRAVEL	MENDEZ, JULIO	182.49
MILEAGE TRAVEL	MERKLEY, SHAREE	5,217.89
MILEAGE TRAVEL	MERRELL, ISAAC	769.23
MILEAGE TRAVEL	MERRICK, NANCY	6,737.20
MILEAGE TRAVEL	MERRILL, CHRISTY	284.26
MILEAGE TRAVEL	MEYER, ANGELA	548.79
MILEAGE TRAVEL	MEYERS, BRAD	41.07
MILEAGE TRAVEL	MEYERS, RADEAN	157.33
MILEAGE TRAVEL	MICHAUD, MONICA	1,311.78
MILEAGE TRAVEL	MILES, HEIDI	175.58
MILEAGE TRAVEL	MILLER, CASEY	47.52
MILEAGE TRAVEL	MILLER, GAYLENE	4,590.68
MILEAGE TRAVEL	MILLER, JENNIFER	220.18
MILEAGE TRAVEL	MILLER, KATHARINE	12.65
MILEAGE TRAVEL	MILLIKEN, DAVID	1,499.91
MILEAGE TRAVEL	MITCHELL, SCOTT	207.63
MILEAGE TRAVEL	MITCHELL, SHAUNA	112.80
MILEAGE TRAVEL	MOLER, CHARLYN	788.53
MILEAGE TRAVEL	MONSON, JENNIFER	24.42
MILEAGE TRAVEL	MONSON, TODD	17.82
MILEAGE TRAVEL	MONTANEZ, DEIDRA	708.52
MILEAGE TRAVEL	MONTGOMERY, JACQUE	10,872.82
MILEAGE TRAVEL	MORGAN, KRISTIN	64.94
MILEAGE TRAVEL	MORGAN, MELODIE	84.16
MILEAGE TRAVEL	MORRIS, LESLI	192.76
MILEAGE TRAVEL	MORRISON, PENNY	571.68
MILEAGE TRAVEL	MORRISON, SCOTT	23.00
MILEAGE TRAVEL	MORTENSEN, ASHLEY	41.51
MILEAGE TRAVEL	MOUNGA, SHAWNEE	854.76
MILEAGE TRAVEL	MOWER, KATHLEEN	162.09
MILEAGE TRAVEL	MOWER, SHAUN	19,178.12
MILEAGE TRAVEL	MUHLESTEIN, LORI	27.75
MILEAGE TRAVEL	MUIR, BONNIE	5,720.47
MILEAGE TRAVEL	MULCAHY, KATHLEEN	19.04
MILEAGE TRAVEL	MULLINER, JEAN	2,445.96
MILEAGE TRAVEL	MURDOCH, KELCEY	997.61
MILEAGE TRAVEL	MURPHY, KATIE	254.12
MILEAGE TRAVEL	MUTO, ANTHONY	296.28
MILEAGE TRAVEL	MYERS, SYDNEE	133.95
MILEAGE TRAVEL	MYRDAL, ELIZABETH	98.88
MILEAGE TRAVEL	NAGASAWA-CRUZ, CINDY	1,533.19
MILEAGE TRAVEL	NANCE, PAUL	12,033.66
MILEAGE TRAVEL	NASH, AUBREE	1.62
MILEAGE TRAVEL	NEDDO, KIMBERLEE	10,757.58
MILEAGE TRAVEL	NEFF, SKYLEE	1,600.99
MILEAGE TRAVEL	NELSON, DIANE	80.64
MILEAGE TRAVEL	NELSON, MADALYNE	420.68
MILEAGE TRAVEL	NELSON, SUSAN	1,051.97
MILEAGE TRAVEL	NELSON, SUZANNE	19.77
MILEAGE TRAVEL	NEWBROUGH, KIMBERLEE	1,018.38

DESCRIPTION	VENDOR	AMOUNT
MILEAGE TRAVEL	NEWLON, REBECCA	173.39
MILEAGE TRAVEL	NICHOLS, LORI	240.83
MILEAGE TRAVEL	NICHOLSON, KALLEE	208.54
MILEAGE TRAVEL	NICKERSON, LORI	37.30
MILEAGE TRAVEL	NICKLEY, PETER	257.65
MILEAGE TRAVEL	NIELSEN, ANGELA	11,529.91
MILEAGE TRAVEL	NIELSEN, KIRK	133.44
MILEAGE TRAVEL	NIELSEN, LOIS	278.25
MILEAGE TRAVEL	NIGBUR, DEBRA	6,404.21
MILEAGE TRAVEL	NIXON, BOBBIE	940.77
MILEAGE TRAVEL	NORDICK, SHELLEY	5,167.91
MILEAGE TRAVEL	NORRIS, KRISTIN	1,754.04
MILEAGE TRAVEL	NORTH, SHELLEY	317.79
MILEAGE TRAVEL	NORTON, CONNIE	44.28
MILEAGE TRAVEL	NUGENT, KAREN	2,926.92
MILEAGE TRAVEL	NUTTALL, JEANETTE	108.70
MILEAGE TRAVEL	NUTTALL, KATHLEEN	234.55
MILEAGE TRAVEL	OAKESON, MICHELLE	264.21
MILEAGE TRAVEL	OBERG, MALINA	62.12
MILEAGE TRAVEL	OLLERTON, TERI	5,164.36
MILEAGE TRAVEL	OLSEN, GADEN	71.18
MILEAGE TRAVEL	OLSEN, SCOTT	1,250.70
MILEAGE TRAVEL	OLSEN, STEPHANIE	152.22
MILEAGE TRAVEL	OLSON, AUSTIN	345.40
MILEAGE TRAVEL	OLSON, CALEB	499.37
MILEAGE TRAVEL	OLSON, MADISON	58.80
MILEAGE TRAVEL	OLSON, PARKER	105.69
MILEAGE TRAVEL	OLYMPIA, DANIEL	96.12
MILEAGE TRAVEL	OLYMPIA, KATHY	3,484.57
MILEAGE TRAVEL	OROZCO, SONIA	114.24
MILEAGE TRAVEL	ORTEGA, ALEJANDRO	107.14
MILEAGE TRAVEL	ORTON, MELISSA	56.70
MILEAGE TRAVEL	OSBORN, CAMILLE	835.01
MILEAGE TRAVEL	OSTLER, ELIZABETH	1,078.48
MILEAGE TRAVEL	OSTLUND, LOIS	198.03
MILEAGE TRAVEL	OVESON, CHRISTIAN	90.99
MILEAGE TRAVEL	PACE, MALLORY	35.28
MILEAGE TRAVEL	PACE, MARTI	321.25
MILEAGE TRAVEL	PADDOCK, VICKI	55.45
MILEAGE TRAVEL	PALMER, SARAH	124.35
MILEAGE TRAVEL	PAPPAS, LINDA	486.77
MILEAGE TRAVEL	PARKINSON, CASEY	17.65
MILEAGE TRAVEL	PARRY, MARSHA	39.25
MILEAGE TRAVEL	PARSON, ELIZABETH	468.89
MILEAGE TRAVEL	PATTON, CAROLINE	29.82
MILEAGE TRAVEL	PATTY, NICOLE	38.89
MILEAGE TRAVEL	PAULSON, KELLY	101.81
MILEAGE TRAVEL	PAY, LUANNE	428.49
MILEAGE TRAVEL	PEART, JEREMY	81.59
MILEAGE TRAVEL	PEART, STEVEN	324.13
MILEAGE TRAVEL	PEASLEY, JOSEPH	243.25
MILEAGE TRAVEL	PEDERSEN, JENNY	1,894.84
MILEAGE TRAVEL	PEER, KAREN	166.45
MILEAGE TRAVEL	PERKINS, LORI	419.20
MILEAGE TRAVEL	PERKINS, NEDRA	156.85
MILEAGE TRAVEL	PERSONS, TIMOTHY	44.85
MILEAGE TRAVEL	PETERS, APRIL	95.49
MILEAGE TRAVEL	PETERSEN, DAVID	97.75
MILEAGE TRAVEL	PETERSEN, JENNY	287.51
MILEAGE TRAVEL	PETERSEN, SHAUNA	409.55
MILEAGE TRAVEL	PETERSEN, SHERRY	97.49
MILEAGE TRAVEL	PETERSON, JENNIFER	9,157.68

DESCRIPTION	VENDOR	AMOUNT
MILEAGE TRAVEL	PETERSON, LINDA	5,251.94
MILEAGE TRAVEL	PETERSON, LISA	23.58
MILEAGE TRAVEL	PETERSON, LYNDA	402.00
MILEAGE TRAVEL	PETERSON, MICHELLE	3,441.24
MILEAGE TRAVEL	PETERSON, ROBYN	8,415.96
MILEAGE TRAVEL	PETERSON, SHELLY	6.33
MILEAGE TRAVEL	PETROVICH-MUSIG, WENDY	11.30
MILEAGE TRAVEL	PHELPS, LARRY	823.72
MILEAGE TRAVEL	PHILLIPS, NAOMI	23.96
MILEAGE TRAVEL	PHOUMSAYASY, KEUNE	218.43
MILEAGE TRAVEL	PIA, TERRY	340.14
MILEAGE TRAVEL	PIERCE, ALLEN	216.69
MILEAGE TRAVEL	PINEIRO, MARGARET	917.71
MILEAGE TRAVEL	PINELLE, CHRISTINA	292.25
MILEAGE TRAVEL	PLENERT, NICOLE	4,737.11
MILEAGE TRAVEL	PLUMMER, ERICA	31.32
MILEAGE TRAVEL	PLUTA, TIMOTHY	1,894.17
MILEAGE TRAVEL	POHLMAN, BRADLEY	156.97
MILEAGE TRAVEL	POLITIS, MICKEL	10,659.80
MILEAGE TRAVEL	POLLARD, WENDY	486.00
MILEAGE TRAVEL	POLLOCK, KENT	19.60
MILEAGE TRAVEL	POMMERENING, ANGELA	319.70
MILEAGE TRAVEL	PORTER, KATIE	720.14
MILEAGE TRAVEL	PORTER, KELLEY	1,074.11
MILEAGE TRAVEL	POTTER, MARLA	42.81
MILEAGE TRAVEL	POULSEN, PEPPER	3,967.74
MILEAGE TRAVEL	POWELL, CHERYL	313.11
MILEAGE TRAVEL	PRAMUK, ELIZABETH	23.33
MILEAGE TRAVEL	PREECE, KAREN	213.12
MILEAGE TRAVEL	PRENDERGAST, BRIAN	1,112.26
MILEAGE TRAVEL	PRESTON, FRANK JR	62.72
MILEAGE TRAVEL	PRICE, ADRIANE	240.91
MILEAGE TRAVEL	PRICE, KATHLEEN	27.54
MILEAGE TRAVEL	PRICE, KRISTINE	183.46
MILEAGE TRAVEL	PRICE, RICHARD	4,540.80
MILEAGE TRAVEL	PRICE, TERRY	7,574.50
MILEAGE TRAVEL	PRUSSE, KURT	2,888.56
MILEAGE TRAVEL	PULLAN, JOEL	2,618.36
MILEAGE TRAVEL	PULLAN, KEVIN	767.34
MILEAGE TRAVEL	PULSIPHER, SUSAN	197.37
MILEAGE TRAVEL	PURSER, DENISE	95.13
MILEAGE TRAVEL	PUTNAM, MICHELLE	967.30
MILEAGE TRAVEL	QUINN, ANNETTE	92.64
MILEAGE TRAVEL	QUINN, KIMBERLEE	5,671.56
MILEAGE TRAVEL	RAISER, VIRGINIA	4,247.02
MILEAGE TRAVEL	RAJCZYK, TAMARA	33.45
MILEAGE TRAVEL	RAMIREZ, KATHY	310.91
MILEAGE TRAVEL	RANDALL, TRACY	14.03
MILEAGE TRAVEL	RASMUSSEN, LINDA	245.98
MILEAGE TRAVEL	RASMUSSEN, NANCY	39.63
MILEAGE TRAVEL	REBENTISCH, JOLYNN	10.64
MILEAGE TRAVEL	REDD, KATHRYN	571.17
MILEAGE TRAVEL	REDFORD, BRADLEY	7,448.43
MILEAGE TRAVEL	REDMOND, SUSAN	13,914.50
MILEAGE TRAVEL	REESE, STANLEY	123.32
MILEAGE TRAVEL	REICHMANN, SHELLY	1,188.30
MILEAGE TRAVEL	REX, TERESA	38.29
MILEAGE TRAVEL	REYNOLDS, SYDNEY	327.62
MILEAGE TRAVEL	RICHARDS, EMILY	16.43
MILEAGE TRAVEL	RICHARDS, JOSEPH	165.60
MILEAGE TRAVEL	RICHARDS-KHONG, CHRISTEN	5,727.62
MILEAGE TRAVEL	RICHARDSON, MELISA	2,310.68

DESCRIPTION	VENDOR	AMOUNT
MILEAGE TRAVEL	RICHINS, KATHRYN	1,664.90
MILEAGE TRAVEL	RICHINS, LARRY	230.58
MILEAGE TRAVEL	RICKETT, CATHY	1,467.30
MILEAGE TRAVEL	RIDD, KAMI	1,033.74
MILEAGE TRAVEL	RIDDLE, DIENA	2,660.40
MILEAGE TRAVEL	RIDGE, ANDREW	50.03
MILEAGE TRAVEL	RIDING, JANET	557.18
MILEAGE TRAVEL	RIDING, KATHERINE	2,956.00
MILEAGE TRAVEL	RIESGRAF, SANDRA	2,831.93
MILEAGE TRAVEL	RINDLIBACHER, CHERYL	47.26
MILEAGE TRAVEL	RITZ, GAIL	3,826.67
MILEAGE TRAVEL	ROBBINS, SARAH	868.11
MILEAGE TRAVEL	ROBERTS, ANGELA	97.20
MILEAGE TRAVEL	ROBERTS, IAN	87.08
MILEAGE TRAVEL	ROBERTS, JUDITH	3,148.33
MILEAGE TRAVEL	ROBERTS, KARLA	448.43
MILEAGE TRAVEL	ROBERTSON, KYLA	391.02
MILEAGE TRAVEL	ROBERTSON, SHAUNA	12.32
MILEAGE TRAVEL	ROBERTSON, STACIE	49.68
MILEAGE TRAVEL	ROBINS, ELIZABETH	1,422.24
MILEAGE TRAVEL	ROBINSON, BRENT	88.15
MILEAGE TRAVEL	ROBINSON, JANIS	97.41
MILEAGE TRAVEL	ROBINSON, JULIE	1,222.14
MILEAGE TRAVEL	ROBINSON, KEVIN	12.24
MILEAGE TRAVEL	ROBINSON, LISA	7,930.00
MILEAGE TRAVEL	ROBINSON, SUSAN	75.45
MILEAGE TRAVEL	ROBINSON, VICKI	799.20
MILEAGE TRAVEL	ROBLES JUHAS, SILVIA	2,576.26
MILEAGE TRAVEL	RODRIGUEZ MARTINEZ, JOAQUIN	102.53
MILEAGE TRAVEL	ROE, CONNIE	1,305.13
MILEAGE TRAVEL	ROGERS, JULIE	3,673.03
MILEAGE TRAVEL	ROGERS, SALLY	246.34
MILEAGE TRAVEL	ROGERS, SAMUEL	36.08
MILEAGE TRAVEL	ROJAS, LAUREN	138.00
MILEAGE TRAVEL	ROMINE, CASSANDRA	664.34
MILEAGE TRAVEL	ROMNEY, PETER	3,672.50
MILEAGE TRAVEL	ROMRELL, MARTHA	11.88
MILEAGE TRAVEL	ROPER, LYNETTE	1,469.50
MILEAGE TRAVEL	ROPER, SARAH	74.37
MILEAGE TRAVEL	ROSEWOOD-DONOHOO, BAILEY	32.40
MILEAGE TRAVEL	ROSTROM, DAVID	78.32
MILEAGE TRAVEL	ROSTROM, MIKEAL	115.93
MILEAGE TRAVEL	ROUNDY-HAWORTH, LORI-KAY	1,517.04
MILEAGE TRAVEL	ROWE, LYNN	13.88
MILEAGE TRAVEL	ROY, STACI	33.48
MILEAGE TRAVEL	RUFF, COLLEEN	28.05
MILEAGE TRAVEL	RUIZ VILLALOBOS, ENRIQUE	251.00
MILEAGE TRAVEL	RUSKE, SHAUNA	95.89
MILEAGE TRAVEL	RUSSELL, KIM	15,041.61
MILEAGE TRAVEL	RUSSELL, SHELDON	148.69
MILEAGE TRAVEL	RYAN, PATRICIA	548.21
MILEAGE TRAVEL	SADLER, EVELYN	7,990.29
MILEAGE TRAVEL	SALISBURY, RENAE	2,523.11
MILEAGE TRAVEL	SALMEN, DONNA	120.78
MILEAGE TRAVEL	SAMOWITZ, NOREEN	16.32
MILEAGE TRAVEL	SAMPLE, SHERI	3,750.66
MILEAGE TRAVEL	SANDBERG, LORRIE	363.85
MILEAGE TRAVEL	SANDERS, JANET	942.61
MILEAGE TRAVEL	SANDERSON, DEBORAH	48.96
MILEAGE TRAVEL	SANZENBACHER, EUGINA	271.12
MILEAGE TRAVEL	SARGENT, SHANONE	391.99
MILEAGE TRAVEL	SASS, RENEE	70.64

DESCRIPTION	VENDOR	AMOUNT
MILEAGE TRAVEL	SAVAGE, SHELLY	366.78
MILEAGE TRAVEL	SCHERMERHORN, NADINE	11.10
MILEAGE TRAVEL	SCHERZINGER, JULIE	699.29
MILEAGE TRAVEL	SCHIFFMAN, NATASHA	17.25
MILEAGE TRAVEL	SCHMIDT, TERRI	958.95
MILEAGE TRAVEL	SCHOENROCK, MARSHA	2,077.39
MILEAGE TRAVEL	SCHOLL, MARYKAY	97.52
MILEAGE TRAVEL	SCHOUTEN, PATSY	1,027.18
MILEAGE TRAVEL	SCHUELKE, BECKY	3.94
MILEAGE TRAVEL	SCIURBA, KATHLEEN	1,702.57
MILEAGE TRAVEL	SCOTT, ALLISON	16.20
MILEAGE TRAVEL	SEARLE, KIMBERLY	3,815.65
MILEAGE TRAVEL	SEELEY, VICKI	291.63
MILEAGE TRAVEL	SEELY, DOROTHY	47.94
MILEAGE TRAVEL	SEELY, SCOTT	151.63
MILEAGE TRAVEL	SERR, EVA	103.23
MILEAGE TRAVEL	SHAH, AMI	778.09
MILEAGE TRAVEL	SHAND, DAVID	530.37
MILEAGE TRAVEL	SHAUGHNESSY, CAROL	4,570.06
MILEAGE TRAVEL	SHAW, BRADY	40.52
MILEAGE TRAVEL	SHAW, RODNEY	11,427.60
MILEAGE TRAVEL	SHERIFF, CODY	28.00
MILEAGE TRAVEL	SHIRLEY, MARGO	171.36
MILEAGE TRAVEL	SHIRTS, JENNIFER	19.33
MILEAGE TRAVEL	SIAVRAKAS, EILEEN	37.80
MILEAGE TRAVEL	SIDDOWAY, KIMBERLEE	119.56
MILEAGE TRAVEL	SIGGARD, ROXANE	16.37
MILEAGE TRAVEL	SILATOLU, ROBIN	4,451.54
MILEAGE TRAVEL	SIMISTER, PATRICIA	196.69
MILEAGE TRAVEL	SIMMONS, KATHLEEN	372.77
MILEAGE TRAVEL	SIMMONS, KATHY	29.42
MILEAGE TRAVEL	SIMMONS, REBECCA	58.43
MILEAGE TRAVEL	SJOBLOM, RONALD	3,884.63
MILEAGE TRAVEL	SJOSTROM-MARTINEZ, TRACY	7,349.60
MILEAGE TRAVEL	SKIDMORE, JASON	9,181.58
MILEAGE TRAVEL	SKOG, PEGGY	419.97
MILEAGE TRAVEL	SMALLEY, P J	218.25
MILEAGE TRAVEL	SMITH, ANNETTE	12.88
MILEAGE TRAVEL	SMITH, BONNIE	77.70
MILEAGE TRAVEL	SMITH, BRADY	107.22
MILEAGE TRAVEL	SMITH, BROOKE	64.66
MILEAGE TRAVEL	SMITH, CANDACE	5.83
MILEAGE TRAVEL	SMITH, DOUGLAS	123.32
MILEAGE TRAVEL	SMITH, ERIKA	1,535.96
MILEAGE TRAVEL	SMITH, JEFFERY	193.01
MILEAGE TRAVEL	SMITH, JILL	1,307.01
MILEAGE TRAVEL	SMITH, MARYANN	66.72
MILEAGE TRAVEL	SMITH, MICHAEL	836.26
MILEAGE TRAVEL	SMITH, NANCY	5,520.64
MILEAGE TRAVEL	SMITH, REBECCA	7,157.82
MILEAGE TRAVEL	SMITH, TARALYN	249.64
MILEAGE TRAVEL	SMOLIK, MICHELLE	523.82
MILEAGE TRAVEL	SMUIN, TERRI	459.09
MILEAGE TRAVEL	SNELGROVE, JOLYNN	907.02
MILEAGE TRAVEL	SNYDER, STACY	235.44
MILEAGE TRAVEL	SOBRIO, CAROLE	230.64
MILEAGE TRAVEL	SORENSEN, CHARLES	13,156.90
MILEAGE TRAVEL	SORENSEN, NORMAN	1,133.19
MILEAGE TRAVEL	SOUTHWICK, JACE	43.31
MILEAGE TRAVEL	SOWA, MARK	2,439.72
MILEAGE TRAVEL	SPACKMAN, LUCAS	753.01
MILEAGE TRAVEL	SPACKMAN, RYAN	4,054.53

DESCRIPTION	VENDOR	AMOUNT
MILEAGE TRAVEL	SPADE, DONNA	324.39
MILEAGE TRAVEL	SPALDING, SUSAN	119.33
MILEAGE TRAVEL	SPEARS, JANNA	214.06
MILEAGE TRAVEL	SPENCER, BRIGITTA	502.97
MILEAGE TRAVEL	SPENCER, DANIEL	28.18
MILEAGE TRAVEL	SPENCER, KARI	63.85
MILEAGE TRAVEL	SPEYER, LYNETTE	14.58
MILEAGE TRAVEL	SPICKER, ELIZABETH	354.15
MILEAGE TRAVEL	SPITZER, PAMELA	2.26
MILEAGE TRAVEL	SPIVEY, RHONDA	992.01
MILEAGE TRAVEL	SPRINGER, DARLENE	419.29
MILEAGE TRAVEL	STANDING, PATRICIA	3,300.38
MILEAGE TRAVEL	STAUFFER, DEBBIE	4,904.70
MILEAGE TRAVEL	STEFFEY, EDEN	590.29
MILEAGE TRAVEL	STEN, CHER-AMI	24.64
MILEAGE TRAVEL	STENSRUD, TAMERA	99.86
MILEAGE TRAVEL	STEPHENS, LAREINE	51.26
MILEAGE TRAVEL	STEVENS, ASHLEY	277.42
MILEAGE TRAVEL	STEVENS, MELINDALEE	11,401.57
MILEAGE TRAVEL	STEWART, CHASE	163.17
MILEAGE TRAVEL	STEWART, MARCI	974.71
MILEAGE TRAVEL	STEWART-CHAVEZ, MICHELLE	6,662.65
MILEAGE TRAVEL	STIDD, KRISTOPHER	109.67
MILEAGE TRAVEL	STILLMAN, LISA	1,939.38
MILEAGE TRAVEL	STODDARD, DAVID	682.04
MILEAGE TRAVEL	STODDARD, VICKIE	555.96
MILEAGE TRAVEL	STOKES, LINDA	440.70
MILEAGE TRAVEL	STOKES, VICKIE	2,468.63
MILEAGE TRAVEL	STONEKING, CHELSEA	429.24
MILEAGE TRAVEL	STONEMAN, CATHERINE	28.08
MILEAGE TRAVEL	STOOKEY, TREVOR	164.16
MILEAGE TRAVEL	STOUT, KAREN	214.08
MILEAGE TRAVEL	STOUT, MCCALL	436.42
MILEAGE TRAVEL	STOWE, DEBRA	232.59
MILEAGE TRAVEL	STRANO, GEORGE	75.60
MILEAGE TRAVEL	STRASTERS, RICHARD	248.16
MILEAGE TRAVEL	STRAUSS, DOREE	1,954.96
MILEAGE TRAVEL	STRUTHERS, BENJAMIN	24.84
MILEAGE TRAVEL	SU'A, PAMELA	13,558.27
MILEAGE TRAVEL	SUDBURY, SUSAN GRACE	2,292.65
MILEAGE TRAVEL	SUMMERS, LAURA	184.03
MILEAGE TRAVEL	SUMMERS, SUSAN	938.30
MILEAGE TRAVEL	SUMMERS, TERRI	8,642.51
MILEAGE TRAVEL	SUNDRUD, ADREANN	210.60
MILEAGE TRAVEL	SUNSET RIDGE MIDDLE	689.14
MILEAGE TRAVEL	SWASEY, LADEAN	2,162.56
MILEAGE TRAVEL	SYME, LACEY	118.50
MILEAGE TRAVEL	SZALAY, CAITLIN	283.50
MILEAGE TRAVEL	TABER, JACOB	71.10
MILEAGE TRAVEL	TACHIKI, STACEY	871.55
MILEAGE TRAVEL	TAFT, LINDA	70.43
MILEAGE TRAVEL	TALLEY, LUCAS	40.26
MILEAGE TRAVEL	TANNER, JAIMIE	15,428.21
MILEAGE TRAVEL	TANNER, JANICE	1,192.16
MILEAGE TRAVEL	TANNER, SHARON	312.01
MILEAGE TRAVEL	TAUFER, AMYSUE	1,544.06
MILEAGE TRAVEL	TAYLOR, DEANNA	4,163.19
MILEAGE TRAVEL	TAYLOR, GEORGE	17.25
MILEAGE TRAVEL	TAYLOR, HOLLY	625.27
MILEAGE TRAVEL	TAYLOR, JANILEE	4,396.14
MILEAGE TRAVEL	TAYLOR, JOHN	1,310.30
MILEAGE TRAVEL	TAYLOR, LIESEL	8.05

DESCRIPTION	VENDOR	AMOUNT
MILEAGE TRAVEL	TAYLOR, SUSAN	438.83
MILEAGE TRAVEL	TENNANT, BRIANNE	6.66
MILEAGE TRAVEL	TENNEY, PRESTON	1,205.59
MILEAGE TRAVEL	TERRY, DAWNA	3.66
MILEAGE TRAVEL	TEUSCHER, ERIN	142.78
MILEAGE TRAVEL	THACKER, MONIQUE	448.08
MILEAGE TRAVEL	THACKER, PATRICIA	638.03
MILEAGE TRAVEL	THOMAS, LETICIA	6,824.77
MILEAGE TRAVEL	THOMAS, LINDA	689.78
MILEAGE TRAVEL	THOMAS, SCOTT	1,528.37
MILEAGE TRAVEL	THOMAS, TREVOR	561.13
MILEAGE TRAVEL	THOMAS, VICKIE	200.29
MILEAGE TRAVEL	THOMPSON, ANGIE	27.03
MILEAGE TRAVEL	THOMPSON, AZURE	1,821.38
MILEAGE TRAVEL	THOMPSON, CHERYL	348.18
MILEAGE TRAVEL	THOMPSON, POLLYANNA	500.13
MILEAGE TRAVEL	THOMPSON, RICK	211.87
MILEAGE TRAVEL	THOMPSON, ROBYN	68.32
MILEAGE TRAVEL	THOMSON, CRAIG	211.74
MILEAGE TRAVEL	THOMSON, KAREN	436.24
MILEAGE TRAVEL	THORNOCK, MARVA	144.01
MILEAGE TRAVEL	THREET, JACK	540.82
MILEAGE TRAVEL	THUNELL, MELISSA	318.89
MILEAGE TRAVEL	THURGOOD, CLINTON	750.19
MILEAGE TRAVEL	THURMAN, MANDY	1,701.38
MILEAGE TRAVEL	TILBY, DAVID	5,540.49
MILEAGE TRAVEL	TIMPSON, TERI	9,082.23
MILEAGE TRAVEL	TINGEY, CYNTHIA	1,933.02
MILEAGE TRAVEL	TITUS, BRENDAN	440.62
MILEAGE TRAVEL	TITUS, CHRISTOPHER	2,976.87
MILEAGE TRAVEL	TITUS, COURTNEY	217.67
MILEAGE TRAVEL	TOBABEN, ALLISON	131.87
MILEAGE TRAVEL	TOBLER, RACHEL	266.09
MILEAGE TRAVEL	TODOROV, ASSEN	6,014.00
MILEAGE TRAVEL	TOLLETT, JACOB	215.06
MILEAGE TRAVEL	TOOLSON, COURTNEY	1,058.80
MILEAGE TRAVEL	TORRES, SHERIE	82.77
MILEAGE TRAVEL	TORRES, TRENNA	29.14
MILEAGE TRAVEL	TOTORICA, LISA	670.80
MILEAGE TRAVEL	TRANter, MATTHEW	231.90
MILEAGE TRAVEL	TRAPANE, KORY	157.64
MILEAGE TRAVEL	TRAPANE, KRISTEN	571.78
MILEAGE TRAVEL	TRUJILLO, MARTHA	1.74
MILEAGE TRAVEL	TURLEY, ADAM	242.46
MILEAGE TRAVEL	TURNER, KATHLEEN	15.86
MILEAGE TRAVEL	TURNER, SUSANNE	39.46
MILEAGE TRAVEL	TURVILLE, STEPHANIE	230.58
MILEAGE TRAVEL	TYCKSEN, MCCALL	8.66
MILEAGE TRAVEL	UDEN, BREANNE	112.86
MILEAGE TRAVEL	ULIBARRI, BOBBI	185.76
MILEAGE TRAVEL	ULMER, BONNIE	173.20
MILEAGE TRAVEL	UNG, NINA	3,513.02
MILEAGE TRAVEL	URBIN, RONALD	3.33
MILEAGE TRAVEL	URIE, MARALYNN	2,350.12
MILEAGE TRAVEL	URQUIJO, CHRISTINA	28.86
MILEAGE TRAVEL	URRY, LAWRENCE	464.53
MILEAGE TRAVEL	USUI, BETH	4,676.88
MILEAGE TRAVEL	UZELAC, JENEE	134.97
MILEAGE TRAVEL	VAIL, DIANE	22.68
MILEAGE TRAVEL	VALENTINE, MARCIE	8,689.21
MILEAGE TRAVEL	VALENZUELA, LYNNE	875.28
MILEAGE TRAVEL	VALLETT, ARDEN	2,745.90

DESCRIPTION	VENDOR	AMOUNT
MILEAGE TRAVEL	VALLEY HIGH	236.36
MILEAGE TRAVEL	VAN DE KAMP, WENDY	10.20
MILEAGE TRAVEL	VANROOSENDAAL, TYLER	226.10
MILEAGE TRAVEL	VARGA, GLEN	1,874.14
MILEAGE TRAVEL	VARGAS, AMIE	6,212.44
MILEAGE TRAVEL	VARGAS, JAMIE	2,064.59
MILEAGE TRAVEL	VASILIAUSKAITE, GRETA	305.63
MILEAGE TRAVEL	VEAZIE, BRYAN	1,987.47
MILEAGE TRAVEL	VICK, JOSHUA	22.68
MILEAGE TRAVEL	VILLAR, GLORIA NORMA	6,367.65
MILEAGE TRAVEL	VINCENT, JOHN	1,193.68
MILEAGE TRAVEL	VONK, RAYMOND	575.26
MILEAGE TRAVEL	VOSTI, ANGELA	32.20
MILEAGE TRAVEL	WADE, PAUL	29.66
MILEAGE TRAVEL	WAGNER, VERONICA	326.13
MILEAGE TRAVEL	WAITE, ROCHELLE	338.97
MILEAGE TRAVEL	WALKER, ALISON	1,577.70
MILEAGE TRAVEL	WALKER, JOHN	114.42
MILEAGE TRAVEL	WALKOWSKI, AL	248.60
MILEAGE TRAVEL	WALL, LESLIE	124.49
MILEAGE TRAVEL	WALTERS, AARON	27.46
MILEAGE TRAVEL	WALTERS, KRISTEN	236.03
MILEAGE TRAVEL	WARBURTON, TREVOR	2,333.17
MILEAGE TRAVEL	WARD, JUDY	234.34
MILEAGE TRAVEL	WARD, NANCY	3,061.44
MILEAGE TRAVEL	WARD, SHAWN	98.79
MILEAGE TRAVEL	WARNER, BECKY	30.85
MILEAGE TRAVEL	WARREN, ANDREA	929.52
MILEAGE TRAVEL	WASDEN, BEVAN	2,678.30
MILEAGE TRAVEL	WATKINS, CINDY	4,788.52
MILEAGE TRAVEL	WEAVER, DENNIS	26.32
MILEAGE TRAVEL	WEBB, NANCY	67.32
MILEAGE TRAVEL	WEBBER, TREASA	71.39
MILEAGE TRAVEL	WEBSTER, JACQUELIN	309.23
MILEAGE TRAVEL	WELCH, JUSTIN	159.68
MILEAGE TRAVEL	WESEMANN, MARCUS	469.42
MILEAGE TRAVEL	WEST JORDAN MIDDLE	135.00
MILEAGE TRAVEL	WEST, SHAUNA	110.17
MILEAGE TRAVEL	WESTCOTT, JENNY	665.39
MILEAGE TRAVEL	WESTGATE, REBECCA	449.22
MILEAGE TRAVEL	WESTLING, HAILEE	50.03
MILEAGE TRAVEL	WESTWOOD, KENNETH	3,311.70
MILEAGE TRAVEL	WHALL, CHRISSTINE	298.27
MILEAGE TRAVEL	WHEATLEY, JODI	6.16
MILEAGE TRAVEL	WHEELER, ALISHA	32.40
MILEAGE TRAVEL	WHEELER, COLLEEN	419.87
MILEAGE TRAVEL	WHICKER, JENNIFER	30.25
MILEAGE TRAVEL	WHIPPLE, RILEY	1,428.40
MILEAGE TRAVEL	WHITAKER, LINNEA	113.05
MILEAGE TRAVEL	WHITAKER, LORA	49.46
MILEAGE TRAVEL	WHITE, AMY	16.20
MILEAGE TRAVEL	WHITE, CORBIN	913.59
MILEAGE TRAVEL	WHITE, KENNETH	6.95
MILEAGE TRAVEL	WHITE, RANDY	615.26
MILEAGE TRAVEL	WHITE, VICTOR	1,425.20
MILEAGE TRAVEL	WHITEFIELD, GAYLE	5,447.95
MILEAGE TRAVEL	WHITEHURST, ELZIE	23.32
MILEAGE TRAVEL	WHITESIDE, KRISTY	766.50
MILEAGE TRAVEL	WHITMORE, ANDREW	202.95
MILEAGE TRAVEL	WIEMERS, AMMON	1,814.73
MILEAGE TRAVEL	WIGREN, CHRISTINA	310.84
MILEAGE TRAVEL	WILKERSON, PATRICK	278.63

DESCRIPTION	VENDOR	AMOUNT
MILEAGE TRAVEL	WILLDEN, KASEY	405.21
MILEAGE TRAVEL	WILLIAMS, CHELSEA	467.87
MILEAGE TRAVEL	WILLIAMS, JAMIE	154.53
MILEAGE TRAVEL	WILLIAMS, KIMBERLY	937.00
MILEAGE TRAVEL	WILLIAMS, MICHELLE	46.62
MILEAGE TRAVEL	WILLIAMS, PAULA	83.30
MILEAGE TRAVEL	WILLIAMS, SHELLEY	4,379.00
MILEAGE TRAVEL	WILLIAMS, SUZANNE	12.29
MILEAGE TRAVEL	WILSON, BRETT	908.77
MILEAGE TRAVEL	WILSON, CHERIE	480.08
MILEAGE TRAVEL	WILSON, JESSICA	91.75
MILEAGE TRAVEL	WILSON, MEGAN	20.90
MILEAGE TRAVEL	WING, GEORGIA	1,056.74
MILEAGE TRAVEL	WINTERTON, JANESEA	244.62
MILEAGE TRAVEL	WISCHMANN, FRIEDERIKE	519.55
MILEAGE TRAVEL	WISHART, KRIS	263.35
MILEAGE TRAVEL	WITHERS, MCKINLEY	11.34
MILEAGE TRAVEL	WITHERS, TERESA	197.01
MILEAGE TRAVEL	WITTKI, KATHLEEN	1,759.96
MILEAGE TRAVEL	WOBEE, K	105.63
MILEAGE TRAVEL	WOJEWODA, ELISE	318.60
MILEAGE TRAVEL	WOOD, AMY	2,651.90
MILEAGE TRAVEL	WOOD, KATHY	36.84
MILEAGE TRAVEL	WOOD, KELLY	399.68
MILEAGE TRAVEL	WOOD, NATALIE	10.35
MILEAGE TRAVEL	WOOD, TOM	386.14
MILEAGE TRAVEL	WOOD, YVETTE	227.92
MILEAGE TRAVEL	WOODARD, DIANE	77.77
MILEAGE TRAVEL	WOODARD, NESHA	10,286.06
MILEAGE TRAVEL	WOODRUFF, SHERI	188.31
MILEAGE TRAVEL	WOODVINE, CAROL	1,894.45
MILEAGE TRAVEL	WOOLLEY, CANDICE	196.29
MILEAGE TRAVEL	WORKMAN, BECKY	192.59
MILEAGE TRAVEL	WORTHINGTON, SHAUNA	258.72
MILEAGE TRAVEL	WYATT, TRISHA	159.23
MILEAGE TRAVEL	YAWN, GYORGE	2,988.80
MILEAGE TRAVEL	YESCAS DE MEZA, JULIETA	2,699.52
MILEAGE TRAVEL	YESCHICK, KRISTY	2,683.85
MILEAGE TRAVEL	YOUNG, GERRY	863.52
MILEAGE TRAVEL	YOUNG, TERESA	229.15
MILEAGE TRAVEL	YU, TOM	494.37
MILEAGE TRAVEL	ZDUNICH, AMBER	2,299.55
MILEAGE TRAVEL	ZEALLEY, PATTI	64.74
MISC HR REVENUE	NORDAHL, MELINDA	53.00
MOTOR FUEL	ANDERSON, VICTOR	24.54
MOTOR FUEL	THOMAS PETROLEUM LLC	325.00
NATURAL GAS	GROETHE, JAMES	46.51
OTHER LOCAL	BINGHAM HIGH	4,115.89
OTHER LOCAL	COPPER HILLS HIGH	10,350.63
OTHER LOCAL	COPPER MOUNTAIN MIDDLE	40.00
OTHER LOCAL	FORT HERRIMAN MIDDLE	40.00
OTHER LOCAL	HERRIMAN HIGH SCHOOL	4,515.32
OTHER LOCAL	JATC-NORTH	663.43
OTHER LOCAL	OQUIRRH HILLS MIDDLE	107.26
OTHER LOCAL	RIVERTON HIGH	4,597.72
OTHER LOCAL	SOUTH HILLS MIDDLE	20.00
OTHER LOCAL	SUNSET RIDGE MIDDLE	50.00
OTHER LOCAL	WEST JORDAN HIGH	4,966.35
PEARMANS CLASS COPPER HILLS HI	COPPER HILLS HIGH	1,144.32
PORTABLES	SOUTH VALLEY	458.00
POSTAGE	ALLRED, BRITTANY	7.68
POSTAGE	ANDERSON, NICOLE	59.70

DESCRIPTION	VENDOR	AMOUNT
POSTAGE	ARAGON, KATHLYNN	9.80
POSTAGE	BINGHAM HIGH	55,029.38
POSTAGE	BLUFFDALE ELEMENTARY	3,606.94
POSTAGE	BROWN, WENDY	194.35
POSTAGE	BURGE, BRENT	20.62
POSTAGE	BURNINGHAM, MARILYN	169.34
POSTAGE	BUTTERFIELD CANYON ELEMENTARY	3,742.96
POSTAGE	BYRD, ANDREA	45.85
POSTAGE	CARTER, LINDA	7.82
POSTAGE	CEDOR, KERI	18.80
POSTAGE	CHASE, TARA	17.60
POSTAGE	CHRISTOPHER, LEAH	18.80
POSTAGE	CID, KRISTIANNE	95.60
POSTAGE	COLUMBIA ELEMENTARY	6,509.86
POSTAGE	COPPER CANYON ELEMENTARY	1,441.95
POSTAGE	COPPER HILLS HIGH	76,104.98
POSTAGE	COPPER MOUNTAIN MIDDLE	22,120.22
POSTAGE	CORTH, SUSAN	11.55
POSTAGE	DAVIS, KELLIE	92.36
POSTAGE	DAYBREAK ELEMENTARY	10,552.44
POSTAGE	DICKINSON, TINA	8.44
POSTAGE	DITTMORE, WAYNE	5.15
POSTAGE	EASTLAKE ELEMENTARY	4,397.05
POSTAGE	ELK MEADOWS ELEMENTARY	2,176.43
POSTAGE	ELK RIDGE MIDDLE	30,821.62
POSTAGE	ERDMANN, MARY ANN	39.20
POSTAGE	ERICKSON, CONNIE	153.73
POSTAGE	FALCON RIDGE ELEMENTARY	3,502.63
POSTAGE	FAY, RAEGAN	29.40
POSTAGE	FOOTHILLS ELEMENTARY	998.72
POSTAGE	FORT HERRIMAN MIDDLE	37,210.57
POSTAGE	FOX HOLLOW ELEMENTARY	1,135.77
POSTAGE	GODFREY, ANTHONY	35.20
POSTAGE	GOODSELL, LAUREN	7.92
POSTAGE	GORDON, ELLEN	18.80
POSTAGE	HALL, STEVEN	61.60
POSTAGE	HALL, SUSAN	15.00
POSTAGE	HANLON, PATRICIA	35.35
POSTAGE	HARDELL, TRACI	266.88
POSTAGE	HAYDEN PEAK ELEMENTARY	3,428.20
POSTAGE	HEARTLAND ELEMENTARY	2,088.48
POSTAGE	HERRIMAN ELEMENTARY	3,725.59
POSTAGE	HERRIMAN HIGH SCHOOL	73,722.65
POSTAGE	HOOPER, SHANNEL	162.09
POSTAGE	HORROCKS, KATHRYN	6.00
POSTAGE	JATC-NORTH	4,306.94
POSTAGE	JATC-SOUTH	32.76
POSTAGE	JOEL P JENSEN MIDDLE	7,607.77
POSTAGE	JOHNSON, JANICE	6.47
POSTAGE	JOHNSON, LAURA	26.40
POSTAGE	JONES, AMIE	18.40
POSTAGE	JORDAN CHILD DEVELOPMENT CENTER	3,689.52
POSTAGE	JORDAN HILLS ELEMENTARY	2,232.85
POSTAGE	JORDAN RIDGE ELEMENTARY	1,425.84
POSTAGE	KAMMERMAN, RANDALL	561.00
POSTAGE	KAURI SUE HAMILTON SCHOOL	29,122.58
POSTAGE	KRUGER, LINDA	213.26
POSTAGE	LANDEEN, BRENDA	244.39
POSTAGE	LESTARGE, LISA	363.75
POSTAGE	LOVERIDGE, TRICIA	7.75
POSTAGE	LUCCHESI, KIMBERLY	39.95
POSTAGE	LUKER, DEBORAH	5.00

DESCRIPTION	VENDOR	AMOUNT
POSTAGE	LYON, STACY	30.00
POSTAGE	MAJESTIC ELEMENTARY	194.50
POSTAGE	MAUSBACH, JERRI	75.65
POSTAGE	MAY, LORI	22.20
POSTAGE	MCCASKILL, LAURA	20.65
POSTAGE	MIDAS CREEK ELEMENTARY	5,611.74
POSTAGE	MILKANIN, JOSEPH	9.86
POSTAGE	MONTAGUE, ANGELA	165.85
POSTAGE	MONTE VISTA ELEMENTARY	3,462.09
POSTAGE	MORETON, MELANIE	8.50
POSTAGE	MORTENSEN, LOIS	15.75
POSTAGE	MOUNTAIN SHADOWS ELEMENTARY	1,928.32
POSTAGE	NAVRATIL, KIMBERLY	202.06
POSTAGE	NEBEKER, CRYSTAL	47.00
POSTAGE	OAKCREST ELEMENTARY	3,133.68
POSTAGE	OQUIRRH ELEMENTARY	6,225.81
POSTAGE	OQUIRRH HILLS MIDDLE	2,874.68
POSTAGE	ORENO, YUWEN	13.63
POSTAGE	PAPPAS, LINDA	115.84
POSTAGE	PARAMORE, SUSAN	14.45
POSTAGE	PEART, PENNY	94.96
POSTAGE	PICKERING, LISA	1,330.76
POSTAGE	POULSEN, PEPPER	5.75
POSTAGE	PRICE, JENNIFER	20.49
POSTAGE	REICH, HEATHER	8.16
POSTAGE	RIVERS EDGE SCHOOL	1,072.00
POSTAGE	RIVERSIDE ELEMENTARY	1,626.42
POSTAGE	RIVERTON ELEMENTARY	2,296.62
POSTAGE	RIVERTON HIGH	85,115.00
POSTAGE	ROGERS, SALLY	2.89
POSTAGE	ROSAMOND ELEMENTARY	1,525.56
POSTAGE	ROSE CREEK ELEMENTARY	8,564.58
POSTAGE	SHAW, HEATHER	74.53
POSTAGE	SILVER CREST ELEMENTARY	1,984.51
POSTAGE	SMITH, CAROLYN	9.52
POSTAGE	SOUTH HILLS MIDDLE	18,433.15
POSTAGE	SOUTH JORDAN ELEMENTARY	5,989.58
POSTAGE	SOUTH JORDAN MIDDLE	11,404.02
POSTAGE	SOUTH VALLEY	3,615.21
POSTAGE	SOUTHLAND ELEMENTARY	1,569.62
POSTAGE	STALEY, JENNIFER	111.13
POSTAGE	SU'A, PAMELA	88.26
POSTAGE	SUNSET RIDGE MIDDLE	43,657.53
POSTAGE	SWEET, JENNEFER	99.93
POSTAGE	TERRA LINDA ELEMENTARY	1,983.19
POSTAGE	THATCHER, MARY LU	195.91
POSTAGE	THOMAS, LOIS	45.00
POSTAGE	TIMPSON, TERI	42.61
POSTAGE	TOLMAN, BRENDA	60.45
POSTAGE	TREVINO-KOVACS, AMEE	96.69
POSTAGE	UNG, NINA	127.36
POSTAGE	VALLEY HIGH	160.00
POSTAGE	VICKERS, LORILYN	18.75
POSTAGE	WEBER, RACHEL	10.88
POSTAGE	WELBY ELEMENTARY	2,622.83
POSTAGE	WEST HILLS MIDDLE	34,473.27
POSTAGE	WEST JORDAN ELEMENTARY	886.65
POSTAGE	WEST JORDAN HIGH	72,681.56
POSTAGE	WEST JORDAN MIDDLE	31,376.81
POSTAGE	WESTLAND ELEMENTARY	809.06
POSTAGE	WESTVALE ELEMENTARY	1,478.17
POSTAGE	WHITE, JODI	9.80

DESCRIPTION	VENDOR	AMOUNT
POSTAGE	WILLIAMS, SUZANNE	370.74
POSTAGE	WILSON, CHERIE	140.35
POSTAGE	WILSON, LORIANNE	423.25
POSTAGE	WING, JULIANNA	19.99
POSTAGE	WOOD, CINDY	275.86
PREVENTIVE MAINTENANCE	ROSTROM, DAVID	34.18
PRINTING	AXTELL, RACHELLE	192.30
PRINTING	BINGHAM HIGH	2,563.06
PRINTING	BOUTWELL, LAURA	8.00
PRINTING	BROWN, JULIE	697.90
PRINTING	COLUMBIA ELEMENTARY	1,012.50
PRINTING	COPPER HILLS HIGH	12,067.59
PRINTING	COPPER MOUNTAIN MIDDLE	2,736.73
PRINTING	ERDMANN, MARY ANN	37.94
PRINTING	FORT HERRIMAN MIDDLE	339.45
PRINTING	FOX HOLLOW ELEMENTARY	82.50
PRINTING	HERRIMAN HIGH SCHOOL	604.07
PRINTING	JORDAN EDUCATION FOUNDATION	46.00
PRINTING	KAMMERMAN, RANDALL	583.64
PRINTING	KOBZEFF, CRYSTAL	48.08
PRINTING	LUKER, DEBORAH	12.82
PRINTING	LYON, STACY	76.67
PRINTING	MATTHEWS, PATRICIA	13.35
PRINTING	OQUIRRH HILLS MIDDLE	415.50
PRINTING	PLUTA, TIMOTHY	20.55
PRINTING	PRICE, TERRY	925.03
PRINTING	QUINN, ANNETTE	592.97
PRINTING	SMITH, REBECCA	49.02
PRINTING	SOUTH HILLS MIDDLE	2,501.78
PRINTING	SOUTH VALLEY	25.00
PRINTING	SUMMERS, TERRI	2,980.09
PRODUCE	A AND Z PRODUCE COMPANY	17,240.10
PROF TRAINING REGISTRATIONS	ADAMS, WILMA	65.00
PROF TRAINING REGISTRATIONS	ADDINGTON, SHERI	175.00
PROF TRAINING REGISTRATIONS	AHQUIN, KAILI	65.00
PROF TRAINING REGISTRATIONS	ALLRED, WENDY	70.00
PROF TRAINING REGISTRATIONS	ALLSOP, NATALIE	50.00
PROF TRAINING REGISTRATIONS	AMADOR, MONICA	149.99
PROF TRAINING REGISTRATIONS	ANDERSON, ASHLIE	750.00
PROF TRAINING REGISTRATIONS	ANDERSON, HEATHER	40.00
PROF TRAINING REGISTRATIONS	ANDERSON, RISA	65.00
PROF TRAINING REGISTRATIONS	ANDERSON, SHELBY	405.00
PROF TRAINING REGISTRATIONS	ANDERSON, TIFFANY	300.00
PROF TRAINING REGISTRATIONS	ANDRUS, ROYALYN	129.00
PROF TRAINING REGISTRATIONS	ANGELETTI, SEAN	60.00
PROF TRAINING REGISTRATIONS	APPLEGATE, JAY	200.00
PROF TRAINING REGISTRATIONS	ARKO, ALLEN	130.00
PROF TRAINING REGISTRATIONS	ARMSTRONG, HEATHER	175.00
PROF TRAINING REGISTRATIONS	ASMAR, KYLA	45.00
PROF TRAINING REGISTRATIONS	ASTON, CARLY	395.00
PROF TRAINING REGISTRATIONS	ATKIN, RACHEL	53.49
PROF TRAINING REGISTRATIONS	ATWOOD, DEBRA	138.00
PROF TRAINING REGISTRATIONS	AUGAT, GORDON	60.00
PROF TRAINING REGISTRATIONS	AXTELL, RACHELLE	75.00
PROF TRAINING REGISTRATIONS	BANNING, DEBRA	250.00
PROF TRAINING REGISTRATIONS	BARNES, APRIL	165.00
PROF TRAINING REGISTRATIONS	BASKETT, KELLI	130.00
PROF TRAINING REGISTRATIONS	BECHERINI, BRYAN	60.00
PROF TRAINING REGISTRATIONS	BECKMAN, NANCY	25.00
PROF TRAINING REGISTRATIONS	BEKKEMELLOM, KATHY	50.00
PROF TRAINING REGISTRATIONS	BELL, HOLLY	145.00
PROF TRAINING REGISTRATIONS	BENNION, LORI	65.00

DESCRIPTION	VENDOR	AMOUNT
PROF TRAINING REGISTRATIONS	BERNINI, JAMES	30.00
PROF TRAINING REGISTRATIONS	BERRETT, ESTELLA	65.00
PROF TRAINING REGISTRATIONS	BINGHAM HIGH	36,566.00
PROF TRAINING REGISTRATIONS	BIRD, EDITH	155.00
PROF TRAINING REGISTRATIONS	BIRD, RON	6.00
PROF TRAINING REGISTRATIONS	BISHOP, ROBYN	35.00
PROF TRAINING REGISTRATIONS	BLACK, JENNIFER	300.00
PROF TRAINING REGISTRATIONS	BLODGETT, JOHN	75.00
PROF TRAINING REGISTRATIONS	BLUFFDALE ELEMENTARY	2,577.00
PROF TRAINING REGISTRATIONS	BLUNCK, ELIZABETH	50.00
PROF TRAINING REGISTRATIONS	BOEHME, AMY	120.00
PROF TRAINING REGISTRATIONS	BOSTWICK, JEANNE	25.00
PROF TRAINING REGISTRATIONS	BOYD, LAURA	20.00
PROF TRAINING REGISTRATIONS	BRADBURY, MARY	70.00
PROF TRAINING REGISTRATIONS	BRINKMAN, TERESA	19.95
PROF TRAINING REGISTRATIONS	BROCK, KASSIE	65.00
PROF TRAINING REGISTRATIONS	BRUMFIELD, CHARLENE	50.00
PROF TRAINING REGISTRATIONS	BULLOCK, DAVID	1,088.00
PROF TRAINING REGISTRATIONS	BULLOCK, ROBYN	1,008.00
PROF TRAINING REGISTRATIONS	BURKE, BRIAN	123.16
PROF TRAINING REGISTRATIONS	BURNINGHAM, DIANE	50.00
PROF TRAINING REGISTRATIONS	BURT, MISTI	65.00
PROF TRAINING REGISTRATIONS	BUSTIN, KENTON	50.00
PROF TRAINING REGISTRATIONS	BUTTERFIELD CANYON ELEMENTARY	20,604.95
PROF TRAINING REGISTRATIONS	BUTTERFIELD, JACOB	189.00
PROF TRAINING REGISTRATIONS	CARWIN, JASON	50.00
PROF TRAINING REGISTRATIONS	CHASE, STEPHANIE	45.00
PROF TRAINING REGISTRATIONS	CHEESEMAN, RUTH	76.00
PROF TRAINING REGISTRATIONS	CHILD, KAYLEE	50.00
PROF TRAINING REGISTRATIONS	CID, KRISTIANNE	19.95
PROF TRAINING REGISTRATIONS	CLOWARD, ELAINE	75.00
PROF TRAINING REGISTRATIONS	COLUMBIA ELEMENTARY	12,802.00
PROF TRAINING REGISTRATIONS	CONTI, FLORENCE	25.00
PROF TRAINING REGISTRATIONS	COPPER CANYON ELEMENTARY	3,647.00
PROF TRAINING REGISTRATIONS	COPPER HILLS HIGH	28,682.12
PROF TRAINING REGISTRATIONS	COPPER MOUNTAIN MIDDLE	10,528.48
PROF TRAINING REGISTRATIONS	COTTLE, CRAIG	45.00
PROF TRAINING REGISTRATIONS	COX, CYNTHIA	1,694.00
PROF TRAINING REGISTRATIONS	CRANE, WARLOUGH	61.55
PROF TRAINING REGISTRATIONS	CROMAR, KAREN	250.00
PROF TRAINING REGISTRATIONS	CURTIS, KEN	100.00
PROF TRAINING REGISTRATIONS	DAHLMAN, BRITTNEY	60.00
PROF TRAINING REGISTRATIONS	DANSIE, DIXIE	50.00
PROF TRAINING REGISTRATIONS	DANSIE, SUMMER	45.00
PROF TRAINING REGISTRATIONS	DARRINGTON, SANDRA	250.00
PROF TRAINING REGISTRATIONS	DAVIS, KELLIE	75.00
PROF TRAINING REGISTRATIONS	DAYBREAK ELEMENTARY	8,760.40
PROF TRAINING REGISTRATIONS	DEMILL, LYNN	450.00
PROF TRAINING REGISTRATIONS	DENNEY, SUSAN	175.00
PROF TRAINING REGISTRATIONS	DENOS, KATHRYN	65.00
PROF TRAINING REGISTRATIONS	DENOS, REBECCA	65.00
PROF TRAINING REGISTRATIONS	DIAZ, JOHN	60.00
PROF TRAINING REGISTRATIONS	DIXON, COLLEEN	30.00
PROF TRAINING REGISTRATIONS	DORIUS, RUTH	19.95
PROF TRAINING REGISTRATIONS	DORRANCE, DREW	1,800.00
PROF TRAINING REGISTRATIONS	DUNYON, JESSICA	25.00
PROF TRAINING REGISTRATIONS	EASON, JONATHAN	19.95
PROF TRAINING REGISTRATIONS	EASTLAKE ELEMENTARY	1,245.00
PROF TRAINING REGISTRATIONS	ELK MEADOWS ELEMENTARY	4,051.00
PROF TRAINING REGISTRATIONS	ELK RIDGE MIDDLE	9,155.50
PROF TRAINING REGISTRATIONS	ELLINGSON, HEATHER	724.00
PROF TRAINING REGISTRATIONS	ERDMANN, MARY ANN	261.00

DESCRIPTION	VENDOR	AMOUNT
PROF TRAINING REGISTRATIONS	EVERILL, LANCE	19.95
PROF TRAINING REGISTRATIONS	FAIRCHILD, ROXANNE	189.00
PROF TRAINING REGISTRATIONS	FALCON RIDGE ELEMENTARY	4,468.00
PROF TRAINING REGISTRATIONS	FAUX, CHERYL	87.00
PROF TRAINING REGISTRATIONS	FELLER, JESSICA	70.00
PROF TRAINING REGISTRATIONS	FELT, ELIZABETH	70.00
PROF TRAINING REGISTRATIONS	FINGER, DANIELLE	500.00
PROF TRAINING REGISTRATIONS	FISHER, MELANIE	70.00
PROF TRAINING REGISTRATIONS	FOOTE, KAREN	70.00
PROF TRAINING REGISTRATIONS	FOOTHILLS ELEMENTARY	2,475.00
PROF TRAINING REGISTRATIONS	FORT HERRIMAN MIDDLE	26,552.00
PROF TRAINING REGISTRATIONS	FOX HOLLOW ELEMENTARY	3,985.00
PROF TRAINING REGISTRATIONS	FOX, MAURYA	70.00
PROF TRAINING REGISTRATIONS	FRANCOM, SAUNDIE	40.00
PROF TRAINING REGISTRATIONS	FREESTONE, KELLIE	45.00
PROF TRAINING REGISTRATIONS	FULLMER, AMY	500.00
PROF TRAINING REGISTRATIONS	GAMBLES, JULIE	50.00
PROF TRAINING REGISTRATIONS	GARDNER, JANNA	65.00
PROF TRAINING REGISTRATIONS	GEER, TABITHA	45.00
PROF TRAINING REGISTRATIONS	GENTRY, BARBARA	100.00
PROF TRAINING REGISTRATIONS	GINES, VALERY	45.00
PROF TRAINING REGISTRATIONS	GORDON, JAMIE	19.95
PROF TRAINING REGISTRATIONS	GOUGH, CAROLYN	180.00
PROF TRAINING REGISTRATIONS	GRAHAM, ROBIN	19.95
PROF TRAINING REGISTRATIONS	GRECO, BRITTANY	50.00
PROF TRAINING REGISTRATIONS	GROVES, MICHELLE	65.00
PROF TRAINING REGISTRATIONS	GUERRA WHITNEY, JENNIFER	130.00
PROF TRAINING REGISTRATIONS	HALES, JAY	176.00
PROF TRAINING REGISTRATIONS	HALES, KRISTE	50.00
PROF TRAINING REGISTRATIONS	HALL, ALISON	30.00
PROF TRAINING REGISTRATIONS	HALL, BRITNY	65.00
PROF TRAINING REGISTRATIONS	HALLORAN, ELIZABETH	75.00
PROF TRAINING REGISTRATIONS	HANSEN, NICHOLAS	35.00
PROF TRAINING REGISTRATIONS	HARBISON, EMILY	250.00
PROF TRAINING REGISTRATIONS	HARMON, WENDY	40.00
PROF TRAINING REGISTRATIONS	HARWARD, JANE	185.00
PROF TRAINING REGISTRATIONS	HAYDEN PEAK ELEMENTARY	226.55
PROF TRAINING REGISTRATIONS	HEARTLAND ELEMENTARY	985.00
PROF TRAINING REGISTRATIONS	HERRIMAN ELEMENTARY	5,740.00
PROF TRAINING REGISTRATIONS	HERRIMAN HIGH SCHOOL	23,232.66
PROF TRAINING REGISTRATIONS	HIGGS, ASHLEY	50.00
PROF TRAINING REGISTRATIONS	HIRSCHI, TERESA	50.00
PROF TRAINING REGISTRATIONS	HIXENBAUGH, GERRI	419.00
PROF TRAINING REGISTRATIONS	HOBBS, KATHIE	19.95
PROF TRAINING REGISTRATIONS	HOFFER, CAROL	50.00
PROF TRAINING REGISTRATIONS	HOLLAND, DIANE	75.00
PROF TRAINING REGISTRATIONS	HOOVER, DAVID	600.00
PROF TRAINING REGISTRATIONS	HOPKIN, NANCY	50.00
PROF TRAINING REGISTRATIONS	HOPKINS, KATIE	24.95
PROF TRAINING REGISTRATIONS	HUFF, ANNETTE	64.95
PROF TRAINING REGISTRATIONS	HUFFMAN, JULIE	177.00
PROF TRAINING REGISTRATIONS	IHLER, MARJORIE	200.00
PROF TRAINING REGISTRATIONS	JACKSON, RENEE	60.00
PROF TRAINING REGISTRATIONS	JANIS, REBECCA	25.00
PROF TRAINING REGISTRATIONS	JARDINE, COLLEEN	45.00
PROF TRAINING REGISTRATIONS	JATC-NORTH	16,738.00
PROF TRAINING REGISTRATIONS	JATC-SOUTH	1,304.98
PROF TRAINING REGISTRATIONS	JENSEN, HOLLY	75.00
PROF TRAINING REGISTRATIONS	JENSEN, TERRY	349.00
PROF TRAINING REGISTRATIONS	JOEL P JENSEN MIDDLE	10,872.06
PROF TRAINING REGISTRATIONS	JOHNSON, JAYCEE	189.00
PROF TRAINING REGISTRATIONS	JOHNSON, JENTRY	600.00

DESCRIPTION	VENDOR	AMOUNT
PROF TRAINING REGISTRATIONS	JOHNSON, KEE	170.00
PROF TRAINING REGISTRATIONS	JORDAN EDUCATION FOUNDATION	1,233.57
PROF TRAINING REGISTRATIONS	JORDAN RIDGE ELEMENTARY	363.00
PROF TRAINING REGISTRATIONS	KARPOWITZ, NANCY	215.00
PROF TRAINING REGISTRATIONS	KARREN, IRENE	235.00
PROF TRAINING REGISTRATIONS	KAURI SUE HAMILTON SCHOOL	3,827.95
PROF TRAINING REGISTRATIONS	KELLER, TRISHA	139.00
PROF TRAINING REGISTRATIONS	KELLEY, KRISTEN	405.00
PROF TRAINING REGISTRATIONS	KEMP, KRISTI	50.00
PROF TRAINING REGISTRATIONS	KESLER, KALLI	50.00
PROF TRAINING REGISTRATIONS	KING, JENNIFER	75.00
PROF TRAINING REGISTRATIONS	KRUGER, LINDA	25.00
PROF TRAINING REGISTRATIONS	LA FLEUR, ALAN	60.00
PROF TRAINING REGISTRATIONS	LAVIN, CHERIE	250.00
PROF TRAINING REGISTRATIONS	LAWSON, CHERIE	500.00
PROF TRAINING REGISTRATIONS	LEBEAU, EVA LORRAINE	60.00
PROF TRAINING REGISTRATIONS	LEGGAT, HEIDI	80.00
PROF TRAINING REGISTRATIONS	LOADER, TROY	178.00
PROF TRAINING REGISTRATIONS	LOUK, JESSICA	70.00
PROF TRAINING REGISTRATIONS	LUDWIG, TIMOTHY	189.00
PROF TRAINING REGISTRATIONS	LUKER, DEBORAH	290.00
PROF TRAINING REGISTRATIONS	LUNDGREN, MICHELLE	19.95
PROF TRAINING REGISTRATIONS	LYBBERT, KELLY	60.00
PROF TRAINING REGISTRATIONS	MADRIGAL, MARIANNE	65.00
PROF TRAINING REGISTRATIONS	MAJESTIC ELEMENTARY	2,900.00
PROF TRAINING REGISTRATIONS	MANGUM, OLIVIA	45.00
PROF TRAINING REGISTRATIONS	MANSOURI, MELINDA	0.00
PROF TRAINING REGISTRATIONS	MARGETTS, CRISTA	25.00
PROF TRAINING REGISTRATIONS	MASON, SHEILA	64.29
PROF TRAINING REGISTRATIONS	MAULIS, BRANDON	76.00
PROF TRAINING REGISTRATIONS	MC CALL, HALEY	300.00
PROF TRAINING REGISTRATIONS	MCCALLISTER, LUCILLE	30.00
PROF TRAINING REGISTRATIONS	MCCLEARY, TRINA	65.00
PROF TRAINING REGISTRATIONS	MCEWEN, KATIE	19.95
PROF TRAINING REGISTRATIONS	MCGEE, M PATRICK	25.00
PROF TRAINING REGISTRATIONS	MCKENZIE, KERRY	750.00
PROF TRAINING REGISTRATIONS	MERKLEY, SHAREE	150.00
PROF TRAINING REGISTRATIONS	MICHELSSEN, ROBIN	100.00
PROF TRAINING REGISTRATIONS	MIDAS CREEK ELEMENTARY	10,830.00
PROF TRAINING REGISTRATIONS	MILLER, HEATHER	250.00
PROF TRAINING REGISTRATIONS	MONSON, DAWN	300.00
PROF TRAINING REGISTRATIONS	MONTAGUE, ANGELA	19.95
PROF TRAINING REGISTRATIONS	MOONEY, SUMMERLY	65.00
PROF TRAINING REGISTRATIONS	MOORE, THOMAS	258.00
PROF TRAINING REGISTRATIONS	MORRILL, LINDSEY	50.00
PROF TRAINING REGISTRATIONS	MORRIS, SALLY	130.00
PROF TRAINING REGISTRATIONS	MORRISON, JENNIFER	70.00
PROF TRAINING REGISTRATIONS	MORTENSEN, LOIS	105.00
PROF TRAINING REGISTRATIONS	MOUNTAIN SHADOWS ELEMENTARY	1,875.00
PROF TRAINING REGISTRATIONS	MUIR, CARRIE	150.00
PROF TRAINING REGISTRATIONS	MURDOCK, LAURIE	345.00
PROF TRAINING REGISTRATIONS	NANCE, PAUL	125.00
PROF TRAINING REGISTRATIONS	NASH, CINDY	45.00
PROF TRAINING REGISTRATIONS	NICHOLS, GREGORY	50.00
PROF TRAINING REGISTRATIONS	NUGENT, KAREN	55.00
PROF TRAINING REGISTRATIONS	NUTTALL, JEANETTE	75.00
PROF TRAINING REGISTRATIONS	O'FARRELL, JODI	200.00
PROF TRAINING REGISTRATIONS	OAKCREST ELEMENTARY	9,133.90
PROF TRAINING REGISTRATIONS	OLDROYD, RYAN	162.50
PROF TRAINING REGISTRATIONS	OQUIRRH ELEMENTARY	3,680.00
PROF TRAINING REGISTRATIONS	OQUIRRH HILLS MIDDLE	13,207.58
PROF TRAINING REGISTRATIONS	PAOLETTI-SCHELP, MICHELE	500.00

DESCRIPTION	VENDOR	AMOUNT
PROF TRAINING REGISTRATIONS	PARK, CYNTHIA	45.00
PROF TRAINING REGISTRATIONS	PAXMAN, JULIANNE	25.00
PROF TRAINING REGISTRATIONS	PAYNE, JANINE	19.95
PROF TRAINING REGISTRATIONS	PECK, RODNEY	98.00
PROF TRAINING REGISTRATIONS	PENDLETON, JANA	12.00
PROF TRAINING REGISTRATIONS	PETERS, JORJANN	50.00
PROF TRAINING REGISTRATIONS	PHELPS, LARRY	50.00
PROF TRAINING REGISTRATIONS	POULOS, IRINA	25.00
PROF TRAINING REGISTRATIONS	POWELL, ALICIA	45.00
PROF TRAINING REGISTRATIONS	PRATT, BECKY	19.95
PROF TRAINING REGISTRATIONS	PRICE, TERRY	40.00
PROF TRAINING REGISTRATIONS	RASMUSSEN, NANCY	70.00
PROF TRAINING REGISTRATIONS	REDMOND, SUSAN	1,500.00
PROF TRAINING REGISTRATIONS	REILLEY, LORI	19.95
PROF TRAINING REGISTRATIONS	RENDELL, REBECCA	60.00
PROF TRAINING REGISTRATIONS	RICH, RANDI	25.00
PROF TRAINING REGISTRATIONS	RICHARDS, CAROLYN	60.00
PROF TRAINING REGISTRATIONS	RICHARDS, JOAN	25.00
PROF TRAINING REGISTRATIONS	RICHINS, KATHRYN	200.00
PROF TRAINING REGISTRATIONS	RIDD, KAMI	85.00
PROF TRAINING REGISTRATIONS	RIVERTON ELEMENTARY	305.00
PROF TRAINING REGISTRATIONS	RIVERTON HIGH	20,762.00
PROF TRAINING REGISTRATIONS	ROBERTS, JOSHUA	45.00
PROF TRAINING REGISTRATIONS	ROBINSON, SAMANTHA	65.00
PROF TRAINING REGISTRATIONS	ROBISON, SARAH	199.00
PROF TRAINING REGISTRATIONS	ROBLES JUHAS, SILVIA	173.00
PROF TRAINING REGISTRATIONS	ROMANS, CRYSTAL	500.00
PROF TRAINING REGISTRATIONS	ROSAMOND ELEMENTARY	875.00
PROF TRAINING REGISTRATIONS	ROSE CREEK ELEMENTARY	2,952.00
PROF TRAINING REGISTRATIONS	ROSSETTI, TERESA	375.00
PROF TRAINING REGISTRATIONS	ROTH, AARON	50.00
PROF TRAINING REGISTRATIONS	ROTHFUSS, YOLANDA	100.00
PROF TRAINING REGISTRATIONS	ROUNDY, GLENNA	30.00
PROF TRAINING REGISTRATIONS	ROUSE, SUZANNE	500.00
PROF TRAINING REGISTRATIONS	SANDBERG, CATHLEEN	25.00
PROF TRAINING REGISTRATIONS	SAVAGE, SHAYNA	53.49
PROF TRAINING REGISTRATIONS	SCHERBEL, HANNAH	53.49
PROF TRAINING REGISTRATIONS	SCHULTHIES, CATHERINE	50.00
PROF TRAINING REGISTRATIONS	SHAFFER, PATRICE	50.00
PROF TRAINING REGISTRATIONS	SHULER, GAYLE	70.00
PROF TRAINING REGISTRATIONS	SIDDOWAY, KIMBERLEE	70.00
PROF TRAINING REGISTRATIONS	SMITH, CAROLYN	518.00
PROF TRAINING REGISTRATIONS	SMITH, REBECCA	640.09
PROF TRAINING REGISTRATIONS	SMITH, ROBYN	526.00
PROF TRAINING REGISTRATIONS	SOUTH HILLS MIDDLE	5,526.40
PROF TRAINING REGISTRATIONS	SOUTH JORDAN ELEMENTARY	4,874.18
PROF TRAINING REGISTRATIONS	SOUTH JORDAN MIDDLE	19,569.23
PROF TRAINING REGISTRATIONS	SOUTH VALLEY	548.24
PROF TRAINING REGISTRATIONS	SOUTHLAND ELEMENTARY	3,555.00
PROF TRAINING REGISTRATIONS	STEINER, CASSANDRA	70.00
PROF TRAINING REGISTRATIONS	STODDARD, PAUL	196.00
PROF TRAINING REGISTRATIONS	STONE, MEGAN	169.00
PROF TRAINING REGISTRATIONS	STOTT, CHERYL	50.00
PROF TRAINING REGISTRATIONS	STRONG, JOY	229.00
PROF TRAINING REGISTRATIONS	SUMMERS, TERRI	40.00
PROF TRAINING REGISTRATIONS	SUNSET RIDGE MIDDLE	24,604.84
PROF TRAINING REGISTRATIONS	TALLEY, LUCAS	50.00
PROF TRAINING REGISTRATIONS	TAYLOR, GEORGE	50.00
PROF TRAINING REGISTRATIONS	TAYLOR, LELAND JR	19.95
PROF TRAINING REGISTRATIONS	TAYLOR, SUSAN	200.00
PROF TRAINING REGISTRATIONS	TERRA LINDA ELEMENTARY	2,499.00
PROF TRAINING REGISTRATIONS	TERRY, KIRK	75.00

DESCRIPTION	VENDOR	AMOUNT
PROF TRAINING REGISTRATIONS	THATCHER, MARY LU	105.00
PROF TRAINING REGISTRATIONS	THOMAS, LETICIA	325.00
PROF TRAINING REGISTRATIONS	THOMPSON, ANGIE	75.00
PROF TRAINING REGISTRATIONS	THOMPSON, APRIL	70.00
PROF TRAINING REGISTRATIONS	THOMPSON, AZURE	25.00
PROF TRAINING REGISTRATIONS	THOMPSON, BRIAN	50.00
PROF TRAINING REGISTRATIONS	TRANTER, LINDA	460.00
PROF TRAINING REGISTRATIONS	TROST, CHARLOTTE	45.00
PROF TRAINING REGISTRATIONS	TROVER, AMY	70.00
PROF TRAINING REGISTRATIONS	TUCKER, JILL	19.95
PROF TRAINING REGISTRATIONS	UPWALL, STEVEN	50.00
PROF TRAINING REGISTRATIONS	URIE, MARALYNN	175.00
PROF TRAINING REGISTRATIONS	VALLEY HIGH	1,693.00
PROF TRAINING REGISTRATIONS	VAN ORDEN, RACHEL	45.00
PROF TRAINING REGISTRATIONS	VANROOSEDAAL, GARTH	178.00
PROF TRAINING REGISTRATIONS	VARGAS, AMIE	189.99
PROF TRAINING REGISTRATIONS	VARGAS, JAMIE	60.00
PROF TRAINING REGISTRATIONS	WADSWORTH, LYNETTE	25.00
PROF TRAINING REGISTRATIONS	WAITE, ROCHELLE	200.00
PROF TRAINING REGISTRATIONS	WALK, ALEXIS	130.00
PROF TRAINING REGISTRATIONS	WALKER, JULIE	115.00
PROF TRAINING REGISTRATIONS	WARNER, TYRELL	65.00
PROF TRAINING REGISTRATIONS	WATTS, RACHELLE	160.00
PROF TRAINING REGISTRATIONS	WEBSTER, JACQUELIN	140.00
PROF TRAINING REGISTRATIONS	WELBY ELEMENTARY	7,252.99
PROF TRAINING REGISTRATIONS	WEST HILLS MIDDLE	13,247.81
PROF TRAINING REGISTRATIONS	WEST JORDAN ELEMENTARY	4,834.95
PROF TRAINING REGISTRATIONS	WEST JORDAN HIGH	10,007.00
PROF TRAINING REGISTRATIONS	WEST JORDAN MIDDLE	23,404.04
PROF TRAINING REGISTRATIONS	WESTLAND ELEMENTARY	2,552.00
PROF TRAINING REGISTRATIONS	WESTVALE ELEMENTARY	11,758.00
PROF TRAINING REGISTRATIONS	WHEAT, ALEX JR	60.00
PROF TRAINING REGISTRATIONS	WHITAKER, MICHELLE	53.49
PROF TRAINING REGISTRATIONS	WHITEFIELD, GAYLE	40.00
PROF TRAINING REGISTRATIONS	WILLIAMS, KAREN	140.00
PROF TRAINING REGISTRATIONS	WILLIAMS, MEGAN	65.00
PROF TRAINING REGISTRATIONS	WILLIAMS, SUZANNE	375.00
PROF TRAINING REGISTRATIONS	WING, GEORGIA	765.00
PROF TRAINING REGISTRATIONS	WOFFINDEN, HEATHER	50.00
PROF TRAINING REGISTRATIONS	WOODVINE, CAROL	75.00
PROF TRAINING REGISTRATIONS	WORWOOD, BECKY	50.00
PROF TRAINING REGISTRATIONS	WUNDERLI, JOHN	19.95
PROF TRAINING REGISTRATIONS	ZABRISKIE, CHRISTINA	65.00
PROF TRAINING REGISTRATIONS	ZAUGG, HARLI	19.95
PROFESSIONAL BOOKS & MAGAZINES	ADAMS, STEPHANIE	1,251.24
PROFESSIONAL BOOKS & MAGAZINES	ANDERSON, IRMA	30.00
PROFESSIONAL BOOKS & MAGAZINES	ANDERSON, MICHAEL	37.61
PROFESSIONAL BOOKS & MAGAZINES	AUSTIN, HEATHER	52.16
PROFESSIONAL BOOKS & MAGAZINES	BOWDREN, MELISSA	676.80
PROFESSIONAL BOOKS & MAGAZINES	CHASE, TARA	60.54
PROFESSIONAL BOOKS & MAGAZINES	CHRISTENSEN, CAROLYNN	175.00
PROFESSIONAL BOOKS & MAGAZINES	COPPER HILLS HIGH	597.48
PROFESSIONAL BOOKS & MAGAZINES	COPPER MOUNTAIN MIDDLE	2,410.34
PROFESSIONAL BOOKS & MAGAZINES	DESMET, MARGOT	8.00
PROFESSIONAL BOOKS & MAGAZINES	DRESSEN, JONI	104.38
PROFESSIONAL BOOKS & MAGAZINES	ELK RIDGE MIDDLE	901.20
PROFESSIONAL BOOKS & MAGAZINES	FALCON RIDGE ELEMENTARY	2,674.17
PROFESSIONAL BOOKS & MAGAZINES	FELT, ELIZABETH	65.88
PROFESSIONAL BOOKS & MAGAZINES	FOX HOLLOW ELEMENTARY	131.00
PROFESSIONAL BOOKS & MAGAZINES	FRANCO, FULVIA	95.25
PROFESSIONAL BOOKS & MAGAZINES	GLADE, CLAIRE	197.85
PROFESSIONAL BOOKS & MAGAZINES	GODFREY, ANTHONY	222.73

DESCRIPTION	VENDOR	AMOUNT
PROFESSIONAL BOOKS & MAGAZINES	HARMON, WENDY	557.32
PROFESSIONAL BOOKS & MAGAZINES	HIGHAM, DEANNA	113.94
PROFESSIONAL BOOKS & MAGAZINES	HUFFMAN, JULIE	59.90
PROFESSIONAL BOOKS & MAGAZINES	JOHNSON, ILENE	15.97
PROFESSIONAL BOOKS & MAGAZINES	JOHNSON, PATRICE	30.00
PROFESSIONAL BOOKS & MAGAZINES	JORDAN CHILD DEVELOPMENT CENTER	89.72
PROFESSIONAL BOOKS & MAGAZINES	JUSTESEN, COLLETTE	118.17
PROFESSIONAL BOOKS & MAGAZINES	KAMMERMAN, RANDALL	689.95
PROFESSIONAL BOOKS & MAGAZINES	KAURI SUE HAMILTON SCHOOL	69.30
PROFESSIONAL BOOKS & MAGAZINES	MANN, MARILYN	824.04
PROFESSIONAL BOOKS & MAGAZINES	MARTIN-LEMASTER, JUNE	66.74
PROFESSIONAL BOOKS & MAGAZINES	NUNLEY, BRITTA	39.95
PROFESSIONAL BOOKS & MAGAZINES	OAKCREST ELEMENTARY	1,604.89
PROFESSIONAL BOOKS & MAGAZINES	OSBORN, CHRISTY	49.00
PROFESSIONAL BOOKS & MAGAZINES	PROBERT, KATIE	201.14
PROFESSIONAL BOOKS & MAGAZINES	SHUMWAY, SUSAN	49.00
PROFESSIONAL BOOKS & MAGAZINES	SMITH, REBECCA	1,468.86
PROFESSIONAL BOOKS & MAGAZINES	SOUTH JORDAN ELEMENTARY	3,657.64
PROFESSIONAL BOOKS & MAGAZINES	SU'A, PAMELA	1,132.26
PROFESSIONAL BOOKS & MAGAZINES	SUNSET RIDGE MIDDLE	1,051.38
PROFESSIONAL BOOKS & MAGAZINES	THOMAS, LETICIA	157.94
PROFESSIONAL BOOKS & MAGAZINES	TURNER, KATHLEEN	14.75
PROFESSIONAL BOOKS & MAGAZINES	VALLEY HIGH	216.00
PROFESSIONAL BOOKS & MAGAZINES	WARBURTON, TREVOR	94.56
PROFESSIONAL BOOKS & MAGAZINES	WELBY ELEMENTARY	3,191.36
PROFESSIONAL BOOKS & MAGAZINES	WEST JORDAN HIGH	2,148.80
PROFESSIONAL BOOKS & MAGAZINES	WEST JORDAN MIDDLE	373.46
PTA FUNDRAISER	DILLEY, JESSICA	155.85
REDIRECT	BINGHAM HIGH	1,785.00
REDIRECT	COPPER HILLS HIGH	5,576.05
REFUND	GONZALEZ, DAVIAN	65.00
REFUND - LIBRARY FEE	WHITE, KIMBERLY	19.00
REIMBURSEMENT FOR INTERN	ELK RIDGE MIDDLE	624.67
REMODELING	BINGHAM HIGH	6,439.65
REMODELING	PLATT ELECTRIC	3,306.27
REMODELING	SOUTH VALLEY	107,451.61
REMODELING	SOUTH VALLEY BOOKSTORE	310.00
REMODELING	WEST JORDAN HIGH	12,354.00
REPAIRS & PARTS	APPLE COMPUTER INC	52,720.14
REPAIRS & PARTS	DURFEE, KIM	28.07
REPAIRS & PARTS	FARNSWORTH, LARRY	159.00
REPAIRS & PARTS	OQUIRRH HILLS MIDDLE	54.60
REPAIRS & PARTS	PLATT ELECTRIC	4,460.05
REPAIRS & PARTS	SOUTH VALLEY	23,967.92
REVENUE	MEYER, ANGELA	53.00
REVENUE	SORENSEN, MARCI	65.00
REVENUE	SU'A, PAMELA	373.81
REVENUE	WHITE, LINNETTE	53.00
RICKS CLASS MONTE VISTA ELEM	JORDAN EDUCATION FOUNDATION	500.00
ROTHE'S CLASS JORDAN RIDGE ELE	JORDAN RIDGE ELEMENTARY	426.33
SCHOOL ACTIVITY	KENNER, TERRIE	290.49
SCHOOL ACTIVITY	RIVERTON HIGH	500.00
SCHOOL ACTIVITY	TERRA LINDA ELEMENTARY	292.82
SCHOOL ACTIVITY	WEST JORDAN HIGH	1,328.58
SCHOOL LUNCH SUPPILES	BECKSTEAD, DEBORA	23.51
SCHOOL LUNCH SUPPILES	BOWLES, JODIE	106.76
SCHOOL LUNCH SUPPILES	FORMAN, MONIQUE	70.46
SCHOOL LUNCH SUPPILES	JENSEN, LISA	9.62
SCHOOL LUNCH SUPPILES	MONSON, MARYANN	25.00
SCHOOL LUNCH SUPPILES	ROUNDY-HAWORTH, LORI-KAY	24.58
SITE IMPROVEMENT	SOUTH VALLEY	36.87
SOFTWARE	ALBERQUE, HSIU-CHI	400.00

DESCRIPTION	VENDOR	AMOUNT
SOFTWARE	APPLE COMPUTER INC	2,215.84
SOFTWARE	BAKER, CAMILLE	59.00
SOFTWARE	BENNETT, ANDREA	2.13
SOFTWARE	BINGHAM HIGH	1,213.65
SOFTWARE	BIRRELL, JENNIFER	42.73
SOFTWARE	BROWN, REBEKAH	27.90
SOFTWARE	CHRISTENSEN, MARLENE	197.82
SOFTWARE	COPPER CANYON ELEMENTARY	2,500.00
SOFTWARE	COPPER HILLS HIGH	1,139.69
SOFTWARE	COPPER MOUNTAIN MIDDLE	2,420.77
SOFTWARE	COX, BRENT	405.00
SOFTWARE	CURTIS, KEN	53.41
SOFTWARE	DAYBREAK ELEMENTARY	300.00
SOFTWARE	DEMAGISTRIS, JULIA	45.00
SOFTWARE	DENSLOW, JARED	529.00
SOFTWARE	DITTMORE, WAYNE	30.00
SOFTWARE	DURFEE, KIM	807.55
SOFTWARE	ELK MEADOWS ELEMENTARY	1,000.00
SOFTWARE	ELK RIDGE MIDDLE	251.70
SOFTWARE	ENRICO, SUSAN	39.99
SOFTWARE	FALCON RIDGE ELEMENTARY	1,500.00
SOFTWARE	FILIPPINI, MATTHEW	297.00
SOFTWARE	FOOTHILLS ELEMENTARY	1,124.00
SOFTWARE	FORT HERRIMAN MIDDLE	7,032.08
SOFTWARE	FOSTER, HOLLY	125.00
SOFTWARE	GODDARD, MELISSA	122.00
SOFTWARE	GOUGH, CAROLYN	10.67
SOFTWARE	HALES, JAY	1,248.00
SOFTWARE	HALES, LAURA	92.00
SOFTWARE	HARMON, WENDY	25.00
SOFTWARE	HART, ANNA	179.00
SOFTWARE	HAYDEN PEAK ELEMENTARY	678.54
SOFTWARE	HERRIMAN ELEMENTARY	1,200.00
SOFTWARE	HERRIMAN HIGH SCHOOL	1,823.00
SOFTWARE	HEYWOOD, KAILEY	9.99
SOFTWARE	HUANG, YUFANG	49.00
SOFTWARE	JATC-NORTH	3,848.99
SOFTWARE	JORDAN CHILD DEVELOPMENT CENTER	200.00
SOFTWARE	KAMMERMAN, RANDALL	99.00
SOFTWARE	KASSNER, CLAUDIA	44.99
SOFTWARE	KAURI SUE HAMILTON SCHOOL	100.54
SOFTWARE	KIMBALL, REBECCA	99.95
SOFTWARE	KIRKLAND, KRISTI	149.00
SOFTWARE	LINCOLN, ABIGAIL	70.34
SOFTWARE	LINDORFF, KRISTEEN	10.95
SOFTWARE	MACKAY, ERICA	155.65
SOFTWARE	MAJESTIC ELEMENTARY	499.00
SOFTWARE	MANSOURI, MELINDA	1,058.00
SOFTWARE	MAXFIELD, CATHERINE	89.95
SOFTWARE	MCCARTY, LORI	54.50
SOFTWARE	MERRELL, VINCENT	327.95
SOFTWARE	MIDAS CREEK ELEMENTARY	400.00
SOFTWARE	MOUNTAIN STATE SCHOOLBOOK DEPOSITORY	1,113.75
SOFTWARE	NAGASAWA-CRUZ, CINDY	99.99
SOFTWARE	NORDICK, SHELLEY	311.63
SOFTWARE	NUGENT, KAREN	149.00
SOFTWARE	NUTTALL, KATHLEEN	47.88
SOFTWARE	OAKCREST ELEMENTARY	1,882.50
SOFTWARE	OQUIRRH ELEMENTARY	1,500.00
SOFTWARE	OQUIRRH HILLS MIDDLE	600.00
SOFTWARE	REYNOLDS, SYDNEY	136.93
SOFTWARE	RIVERTON ELEMENTARY	1,257.36

DESCRIPTION	VENDOR	AMOUNT
SOFTWARE	RIVERTON HIGH	1,000.00
SOFTWARE	ROBINSON, LISA	64.91
SOFTWARE	ROSE CREEK ELEMENTARY	37.50
SOFTWARE	SCHOLL, MARYKAY	278.00
SOFTWARE	SHUMWAY, SUSAN	49.00
SOFTWARE	SOUTH HILLS MIDDLE	5,420.00
SOFTWARE	SOUTH JORDAN ELEMENTARY	1,199.70
SOFTWARE	SOUTHLAND ELEMENTARY	53.41
SOFTWARE	SU'A, PAMELA	21.36
SOFTWARE	SUNSET RIDGE MIDDLE	3,780.00
SOFTWARE	SUTHERLAND, JULIE	99.00
SOFTWARE	TERRA LINDA ELEMENTARY	1,100.00
SOFTWARE	TERRY, KIRK	99.00
SOFTWARE	THOMAS, LETICIA	85.43
SOFTWARE	VALLEY HIGH	267.90
SOFTWARE	VARGAS, AMIE	71.50
SOFTWARE	WARBURTON, TREVOR	22.42
SOFTWARE	WELBY ELEMENTARY	2,095.00
SOFTWARE	WENDLING, BARBARA	55.00
SOFTWARE	WEST HILLS MIDDLE	2,874.36
SOFTWARE	WEST JORDAN ELEMENTARY	2,159.49
SOFTWARE	WEST JORDAN HIGH	1,999.00
SOFTWARE	WEST JORDAN MIDDLE	286.00
SOFTWARE	WILCOX, JULIANA	161.77
SOFTWARE	WILLSON, WILLIAM	128.21
SOFTWARE	WING, GEORGIA	74.85
SOFTWARE	WING, JULIANNA	168.00
SOFTWARE	WOFFINDEN, HEATHER	280.00
STAFF REWARDS	ADAMS, AMY	88.38
STAFF REWARDS	ALAMA, GLENNA	177.52
STAFF REWARDS	ALLCHURCH, ERIN	441.02
STAFF REWARDS	ALLEN, AMY	113.86
STAFF REWARDS	ALLEN, ANGELA	169.99
STAFF REWARDS	ALLEN, BROOK	94.17
STAFF REWARDS	ARKO, CHARLENE	1,076.80
STAFF REWARDS	ASHTON, MELISSA	12.88
STAFF REWARDS	BALL, JODIE	40.29
STAFF REWARDS	BALLARD, DEBBIE	105.21
STAFF REWARDS	BASINGER, JANE	35.98
STAFF REWARDS	BAUMAN, NICHOLAS	46.61
STAFF REWARDS	BIRD, RON	216.98
STAFF REWARDS	BIRD, TAMRA	52.37
STAFF REWARDS	BIRRELL, JENNIFER	19.56
STAFF REWARDS	BIRRELL, RICHARD	236.26
STAFF REWARDS	BODTCHER, JULIE	85.72
STAFF REWARDS	BOLLINGER, AMANDA	246.09
STAFF REWARDS	BOWDREN, MELISSA	73.40
STAFF REWARDS	BULLOCK, JOYCE	16.14
STAFF REWARDS	BURTON, JUDY	297.34
STAFF REWARDS	BUTLER, DAVID	49.10
STAFF REWARDS	CAMPBELL, DEBRA	152.03
STAFF REWARDS	CHECKETTS, CANDIE	14.13
STAFF REWARDS	CORBETT, LISA	74.59
STAFF REWARDS	COUPE, MARGARET	57.40
STAFF REWARDS	CRAVEN, JANET	24.72
STAFF REWARDS	DAINS, MARIKA	67.67
STAFF REWARDS	DALY, MICHELE	19.22
STAFF REWARDS	DARGER, NANETTE	31.92
STAFF REWARDS	DAVIS, KELLIE	1,643.45
STAFF REWARDS	DENT, KRISTEN	81.58
STAFF REWARDS	DICKINSON, TINA	87.24
STAFF REWARDS	ELK RIDGE MIDDLE	106.22

DESCRIPTION	VENDOR	AMOUNT
STAFF REWARDS	ELLINGSON, HEATHER	68.21
STAFF REWARDS	EMERSON, NORMAN	116.88
STAFF REWARDS	FAIRBOURN, DEBORAH	78.93
STAFF REWARDS	FIELD, RICHARD	100.00
STAFF REWARDS	FISHER, JENNIFER	368.99
STAFF REWARDS	FITZGERALD, JOAN	49.86
STAFF REWARDS	GAMMON, TERESA	14.09
STAFF REWARDS	GODFREY, ANTHONY	105.80
STAFF REWARDS	GOFF, LESLIE	14.05
STAFF REWARDS	GOODSELL, LAUREN	51.08
STAFF REWARDS	HAMBLIN, AMANDA	65.58
STAFF REWARDS	HAMBLIN, TRAVIS	168.69
STAFF REWARDS	HAMILTON, CLINTON	31.52
STAFF REWARDS	HANSEN, AMANDA	531.88
STAFF REWARDS	HANSEN, KYLE	44.91
STAFF REWARDS	HARRY, JOAN	84.23
STAFF REWARDS	HARWOOD, STEVEN	440.62
STAFF REWARDS	HOFFMAN, RONNA	527.34
STAFF REWARDS	HONE, CARLIE	18.04
STAFF REWARDS	HOOPER, SHANNEL	97.58
STAFF REWARDS	INAMA, ANNETTE	102.45
STAFF REWARDS	INCE, JEAN	32.42
STAFF REWARDS	JACKSON, LISA	121.43
STAFF REWARDS	JAMES, MARY	90.80
STAFF REWARDS	JENSEN, HERBERT	7,260.27
STAFF REWARDS	JENSEN, MALINDA	57.43
STAFF REWARDS	JENSEN, VERLENE	159.31
STAFF REWARDS	JEWKES, ROLAYNE	118.60
STAFF REWARDS	JOHNSON, SUSAN	47.93
STAFF REWARDS	JOHNSON, SUZETTE	400.22
STAFF REWARDS	JONES, KAYLEI	100.00
STAFF REWARDS	KAURI SUE HAMILTON SCHOOL	149.58
STAFF REWARDS	KIRK, RAEANNA	16.17
STAFF REWARDS	KRAMAR, LUZVISMINDA	8.00
STAFF REWARDS	KRUGER, LINDA	155.34
STAFF REWARDS	LARSEN, JOHN	213.32
STAFF REWARDS	LEAVITT, LUANN	42.59
STAFF REWARDS	LEE, REBECCA	18.15
STAFF REWARDS	LESTARGE, LISA	86.53
STAFF REWARDS	LISONBEE, S JILL	82.88
STAFF REWARDS	LOOSLI, ROBERTA	35.21
STAFF REWARDS	LOVELL, DONELLA	119.97
STAFF REWARDS	LOVERIDGE, TRICIA	114.12
STAFF REWARDS	LUDLOW, JENNIFER	32.36
STAFF REWARDS	MACKAY, JOY	36.36
STAFF REWARDS	MARGETTS, PEGGY	596.09
STAFF REWARDS	MARTIN, KARLA	47.67
STAFF REWARDS	MARTIN-LEMASTER, JUNE	320.22
STAFF REWARDS	MARTINEZ, VERONICA	6.18
STAFF REWARDS	MATSON, CHERYL	215.27
STAFF REWARDS	MAUSBACH, JERRI	585.26
STAFF REWARDS	MCDOUGAL, PAULETTE	612.32
STAFF REWARDS	MERKLEY, SHAREE	19.49
STAFF REWARDS	MILES, NATALIE	194.24
STAFF REWARDS	MILLER, KATHARINE	159.06
STAFF REWARDS	MINNESOTA, CARI	1,023.93
STAFF REWARDS	MITARAI, EMILY	500.37
STAFF REWARDS	MUTO, ANTHONY	75.55
STAFF REWARDS	NAGELI, LARISA	264.56
STAFF REWARDS	NELSON, MARK	14.23
STAFF REWARDS	NORDICK, SHELLEY	286.97
STAFF REWARDS	OLDHAM, DEBBIE	174.53

DESCRIPTION	VENDOR	AMOUNT
STAFF REWARDS	PARSELL, EMMALEE	317.22
STAFF REWARDS	PARSONS, JOY	76.61
STAFF REWARDS	PAYNE, JANINE	2.98
STAFF REWARDS	PAYNE, SANYA	291.70
STAFF REWARDS	PETERSON PEACOCK, LAUREN	41.15
STAFF REWARDS	PETERSON, VALERIE	29.96
STAFF REWARDS	PRICE, TERRY	417.52
STAFF REWARDS	QUINN, ANNETTE	34.17
STAFF REWARDS	RIDING, KATHERINE	29.15
STAFF REWARDS	ROBINS, ELIZABETH	71.56
STAFF REWARDS	ROBINSON, CONNIE	131.10
STAFF REWARDS	ROBINSON, LISA	329.74
STAFF REWARDS	ROBLES SALDANA, ELIZABETH	29.77
STAFF REWARDS	ROMANS, CRYSTAL	25.00
STAFF REWARDS	ROSS, ANGELA	13.80
STAFF REWARDS	ROSTROM, DAVID	3,084.43
STAFF REWARDS	SALL, MARGARET	82.86
STAFF REWARDS	SAPP-WADSWORTH, ANN CHRISTINE	43.22
STAFF REWARDS	SCOTT, JASMINE	54.52
STAFF REWARDS	SEELY, DOROTHY	62.54
STAFF REWARDS	SIMMONS, KATHY	779.05
STAFF REWARDS	SMITH, DOUGLAS	452.68
STAFF REWARDS	SMITH, MARILYN	167.27
STAFF REWARDS	SMITH, REBECCA	375.25
STAFF REWARDS	SMOLIK, MICHELLE	77.65
STAFF REWARDS	SOUTH VALLEY	154.00
STAFF REWARDS	SOUTH VALLEY BOOKSTORE	70.00
STAFF REWARDS	SOWA, MARK	473.71
STAFF REWARDS	SPADE, DONNA	36.87
STAFF REWARDS	STEWART-CHAVEZ, MICHELLE	74.12
STAFF REWARDS	STUMP, BREANNE	46.50
STAFF REWARDS	TIMPSON, TERI	166.53
STAFF REWARDS	TINGEY, CYNTHIA	674.39
STAFF REWARDS	TINSLEY, BREANNA	30.45
STAFF REWARDS	TRAPANE, KRISTEN	81.11
STAFF REWARDS	VILLAR, GLORIA NORMA	586.12
STAFF REWARDS	WARD, NANCY	68.37
STAFF REWARDS	WASDEN, BEVAN	185.44
STAFF REWARDS	WATSON, SUSAN	44.00
STAFF REWARDS	WELBY ELEMENTARY	96.12
STAFF REWARDS	WHITEFIELD, GAYLE	19.05
STAFF REWARDS	WHITTAKER, PATRICIA	207.38
STAFF REWARDS	WILLIAMS, SUZANNE	1,339.83
STAFF REWARDS	WILSON, CHERIE	63.01
STAFF REWARDS	WOLFGRAMM, CYDNEE	39.12
STAFF REWARDS	WOOD, CINDY	148.28
STAFF REWARDS	WORTHINGTON, SHAUNA	16.47
STAFF REWARDS	WRAY, MARK	114.21
STAFF REWARDS	WRIGHT, PHYLLIS	54.78
STAFF REWARDS	YOUNG, MAUNA	87.69
STAPLES CLASS RIVERSIDE ELEM	RIVERSIDE ELEMENTARY	196.00
STATE CAPITOL FIELDTRIP	ELK MEADOWS ELEMENTARY	368.80
STATE CAPITOL FIELDTRIP	FORT HERRIMAN MIDDLE	421.26
STATE CAPITOL FIELDTRIP	MOUNTAIN SHADOWS ELEMENTARY	495.14
STUDENT REGISTRATIONS	ARKO, ALLEN	240.00
STUDENT REGISTRATIONS	BATEMAN, LISA	45.00
STUDENT REGISTRATIONS	BELLI, MICHELLE	40.00
STUDENT REGISTRATIONS	BERBER, ALINA	140.00
STUDENT REGISTRATIONS	BINGHAM HIGH	19,210.50
STUDENT REGISTRATIONS	BLUFFDALE ELEMENTARY	2,172.00
STUDENT REGISTRATIONS	BOYD, LAURA	15.00
STUDENT REGISTRATIONS	BROSCHINSKY, MYRNA	125.00

DESCRIPTION	VENDOR	AMOUNT
STUDENT REGISTRATIONS	BULLOCK, DAVID	300.00
STUDENT REGISTRATIONS	BUTTERFIELD CANYON ELEMENTARY	150.00
STUDENT REGISTRATIONS	CHADWICK, LINDSEY	130.00
STUDENT REGISTRATIONS	CHERRY, STEVEN	50.00
STUDENT REGISTRATIONS	COLUMBIA ELEMENTARY	1,778.00
STUDENT REGISTRATIONS	CONTI, BRANDON	300.00
STUDENT REGISTRATIONS	COPPER CANYON ELEMENTARY	1,876.70
STUDENT REGISTRATIONS	COPPER HILLS HIGH	13,986.00
STUDENT REGISTRATIONS	COTTLE, CRAIG	50.00
STUDENT REGISTRATIONS	COX, BRENT	397.00
STUDENT REGISTRATIONS	CRANE, JODEE	400.00
STUDENT REGISTRATIONS	DAYBREAK ELEMENTARY	2,080.00
STUDENT REGISTRATIONS	DENNEY, SUSAN	150.00
STUDENT REGISTRATIONS	DITTMORE, WAYNE	190.00
STUDENT REGISTRATIONS	DORRANCE, DREW	1,200.00
STUDENT REGISTRATIONS	DUNHAM, STEVEN	45.00
STUDENT REGISTRATIONS	DURFEE, KIM	10.00
STUDENT REGISTRATIONS	EASTLAKE ELEMENTARY	1,046.00
STUDENT REGISTRATIONS	EDDINGTON, RICHARD	148.32
STUDENT REGISTRATIONS	ELK MEADOWS ELEMENTARY	847.19
STUDENT REGISTRATIONS	ELK RIDGE MIDDLE	2,155.00
STUDENT REGISTRATIONS	FORT HERRIMAN MIDDLE	3,008.00
STUDENT REGISTRATIONS	GARRARD, TRACIE	215.00
STUDENT REGISTRATIONS	GENTRY, BARBARA	1,750.00
STUDENT REGISTRATIONS	GODFREY, ANTHONY	178.80
STUDENT REGISTRATIONS	GOLDY, ROBYN	95.00
STUDENT REGISTRATIONS	GOODMAN, NANETTE	45.00
STUDENT REGISTRATIONS	GRAY, LORI	45.00
STUDENT REGISTRATIONS	GREER, SCOTT	152.75
STUDENT REGISTRATIONS	HARVEY, AMY	350.00
STUDENT REGISTRATIONS	HASLAM, RANDAL	180.00
STUDENT REGISTRATIONS	HAYDEN PEAK ELEMENTARY	6,450.00
STUDENT REGISTRATIONS	HERRIMAN ELEMENTARY	9,068.00
STUDENT REGISTRATIONS	HERRIMAN HIGH SCHOOL	22,634.25
STUDENT REGISTRATIONS	HOOVER, DAVID	1,165.00
STUDENT REGISTRATIONS	HYSONG, BETTY	19.95
STUDENT REGISTRATIONS	JAMES, DARLENE	700.00
STUDENT REGISTRATIONS	JATC-NORTH	33,285.00
STUDENT REGISTRATIONS	JATC-SOUTH	4,490.00
STUDENT REGISTRATIONS	JENSEN, HERBERT	479.10
STUDENT REGISTRATIONS	JENSEN, HOLLY	50.00
STUDENT REGISTRATIONS	JOEL P JENSEN MIDDLE	2,264.00
STUDENT REGISTRATIONS	JOHNSON, KRISTEEN	22.09
STUDENT REGISTRATIONS	JORDAN CHILD DEVELOPMENT CENTER	5,493.00
STUDENT REGISTRATIONS	JORDAN RIDGE ELEMENTARY	250.00
STUDENT REGISTRATIONS	KARPOWITZ, NANCY	90.00
STUDENT REGISTRATIONS	KAURI SUE HAMILTON SCHOOL	2,050.00
STUDENT REGISTRATIONS	LLOYD, HILDA	45.00
STUDENT REGISTRATIONS	LOWRY, MELISSA	140.00
STUDENT REGISTRATIONS	MANN, MARILYN	99.95
STUDENT REGISTRATIONS	MANSOURI, MELINDA	265.00
STUDENT REGISTRATIONS	MIDAS CREEK ELEMENTARY	6,777.50
STUDENT REGISTRATIONS	MONTAGUE, ANGELA	95.00
STUDENT REGISTRATIONS	NORDICK, SHELLEY	25.00
STUDENT REGISTRATIONS	OQUIRRH ELEMENTARY	1,180.00
STUDENT REGISTRATIONS	OQUIRRH HILLS MIDDLE	9,473.50
STUDENT REGISTRATIONS	PLENERT, NICOLE	40.00
STUDENT REGISTRATIONS	PRICE, TERRY	45.00
STUDENT REGISTRATIONS	RIVERTON ELEMENTARY	1,600.00
STUDENT REGISTRATIONS	RIVERTON HIGH	11,741.00
STUDENT REGISTRATIONS	ROBINSON, LISA	100.00
STUDENT REGISTRATIONS	ROSAMOND ELEMENTARY	6,050.00

DESCRIPTION	VENDOR	AMOUNT
STUDENT REGISTRATIONS	ROSE CREEK ELEMENTARY	50.00
STUDENT REGISTRATIONS	SIMMONS, KATHY	148.32
STUDENT REGISTRATIONS	SMITH, TIFFANY	140.00
STUDENT REGISTRATIONS	SOUTH HILLS MIDDLE	7,983.00
STUDENT REGISTRATIONS	SOUTH JORDAN ELEMENTARY	7,244.00
STUDENT REGISTRATIONS	SOUTH JORDAN MIDDLE	2,425.00
STUDENT REGISTRATIONS	STONE, MEGAN	70.00
STUDENT REGISTRATIONS	SUNSET RIDGE MIDDLE	1,765.00
STUDENT REGISTRATIONS	TERRY, KIRK	118.71
STUDENT REGISTRATIONS	THOMAS, SHANE	300.00
STUDENT REGISTRATIONS	TURNER, KATHLEEN	14.00
STUDENT REGISTRATIONS	VALLEY HIGH	1,628.00
STUDENT REGISTRATIONS	WATKINS, CHLENA	110.00
STUDENT REGISTRATIONS	WELBY ELEMENTARY	225.00
STUDENT REGISTRATIONS	WEST HILLS MIDDLE	5,083.00
STUDENT REGISTRATIONS	WEST JORDAN ELEMENTARY	315.00
STUDENT REGISTRATIONS	WEST JORDAN HIGH	12,910.00
STUDENT REGISTRATIONS	WEST JORDAN MIDDLE	2,245.00
STUDENT REGISTRATIONS	WESTVALE ELEMENTARY	1,036.00
STUDENT REGISTRATIONS	WHITEFIELD, GAYLE	170.00
STUDENT REGISTRATIONS	WHITTAKER, CAROL	45.00
SUBSTITUTE TEACHERS	COPPER HILLS HIGH	1,060.05
SUBSTITUTE TEACHERS	OQUIRRH HILLS MIDDLE	539.53
SUBSTITUTE TEACHERS	SOUTH JORDAN MIDDLE	18.94
SUBSTITUTE TEACHERS	WESTWOOD, KENNETH	500.00
SUMMER CAMP	SUNSET RIDGE MIDDLE	944.68
SUPPLIES	5 BUCK PIZZA	630.00
SUPPLIES	ACKLEY, LORI	488.78
SUPPLIES	ADAIR, ALYSSA	198.25
SUPPLIES	ADAMS, AMY	66.99
SUPPLIES	ADAMS, JENNIFER	166.00
SUPPLIES	ADAMS, MARCY	783.09
SUPPLIES	ADAMS, STEPHANIE	11,189.10
SUPPLIES	ADDINGTON, SHERI	554.21
SUPPLIES	AKAGI, MARY	495.37
SUPPLIES	AKAGI, TERESA	175.00
SUPPLIES	ALBERQUE, HSIU-CHI	1,504.11
SUPPLIES	ALDER, MIKOL	372.94
SUPPLIES	ALENCAR, KAYLEEN	110.83
SUPPLIES	ALEXANDER, KRISTIE	424.92
SUPPLIES	ALGER, BUDDY	675.25
SUPPLIES	ALLCHURCH, ERIN	236.50
SUPPLIES	ALLEN, AMY	414.06
SUPPLIES	ALLEN, BRITTANY	654.90
SUPPLIES	ALLEN, BROOK	587.35
SUPPLIES	ALLEN, DOUGLAS	7.13
SUPPLIES	ALLEN, KALLIE	225.00
SUPPLIES	ALLEN, SUSAN	257.36
SUPPLIES	ALLEN, VALERIE	2,091.99
SUPPLIES	ALLMARK, ALICE ANNE	252.92
SUPPLIES	ALLRED, BRITTANY	23.04
SUPPLIES	ALLRED, CHERYL	22.21
SUPPLIES	ALLRED, WENDY	200.74
SUPPLIES	ALLSOP, NATALIE	137.65
SUPPLIES	ALM, ANGELA	440.58
SUPPLIES	ALSTON, BETHANY	50.40
SUPPLIES	ALVARADO, SHAUNA	395.90
SUPPLIES	ALVAREZ, KIMBERLY	54.93
SUPPLIES	ALVEY, AUDREY	1,226.30
SUPPLIES	AMA, PAMALA	176.67
SUPPLIES	AMADOR, MONICA	233.10
SUPPLIES	AMBROSE, BRITTNEY	216.10

DESCRIPTION	VENDOR	AMOUNT
SUPPLIES	AMES, JILL	1,173.55
SUPPLIES	AMIS, LAUREN	539.27
SUPPLIES	ANDELIN, AMY	393.42
SUPPLIES	ANDERSEN, MIKAILA	650.00
SUPPLIES	ANDERSON, ALEXANDRA	575.80
SUPPLIES	ANDERSON, AMI	1,004.29
SUPPLIES	ANDERSON, ASHLEY	936.70
SUPPLIES	ANDERSON, ASHLIE	59.50
SUPPLIES	ANDERSON, BOBETTE	41.50
SUPPLIES	ANDERSON, CAMI	342.31
SUPPLIES	ANDERSON, CATHERINE	2,100.15
SUPPLIES	ANDERSON, COURTNEY	8.17
SUPPLIES	ANDERSON, CYNTHIA	50.62
SUPPLIES	ANDERSON, JACKIE	32.06
SUPPLIES	ANDERSON, JODI	1,157.26
SUPPLIES	ANDERSON, JULIANA	597.44
SUPPLIES	ANDERSON, KAMBREE	566.69
SUPPLIES	ANDERSON, LISA	886.50
SUPPLIES	ANDERSON, MICHAEL	243.63
SUPPLIES	ANDERSON, NICOLE	41.74
SUPPLIES	ANDERSON, ROBERT	175.00
SUPPLIES	ANDERSON, SHELBY	822.68
SUPPLIES	ANDERSON, TIFFANY	367.15
SUPPLIES	ANDERSON, ZACHARY	217.39
SUPPLIES	ANDREWS, LECIA	66.55
SUPPLIES	ANDRUS, AMBER	341.14
SUPPLIES	ANDRUS, ROYALYN	89.65
SUPPLIES	ANDRUS, STANLEY	89.15
SUPPLIES	ANGOT, DARLENE	125.00
SUPPLIES	ANGUIANO, TANYA	502.62
SUPPLIES	APPLE COMPUTER INC	12,366.76
SUPPLIES	ARAGON, KATHLYNN	417.55
SUPPLIES	ARAYA, JOYCELYN	54.18
SUPPLIES	ARENAS, ALISHA	277.77
SUPPLIES	ARGYLE, MELANIE	65.00
SUPPLIES	ARKO, CHARLENE	160.31
SUPPLIES	ARLI, ALEV	336.42
SUPPLIES	ARMACOST, PATRICIA	491.21
SUPPLIES	ARMSTRONG, HEATHER	36.73
SUPPLIES	ARMSTRONG, JAN	2,422.62
SUPPLIES	ARNOLD, CHRISTY	1,222.97
SUPPLIES	ARNOLD, CLAREEN	94.60
SUPPLIES	ASAY, JO	725.48
SUPPLIES	ASAY, LYNN	181.99
SUPPLIES	ASENSIO-CALZADA, MARIA	39.06
SUPPLIES	ASHBY, LUANNE	322.25
SUPPLIES	ASHTON, MELISSA	71.70
SUPPLIES	ASMAR, KYLA	104.86
SUPPLIES	ASTILL, AMY	58.66
SUPPLIES	ASTLE, CASSANDRA	62.34
SUPPLIES	ASTON, CARLY	790.44
SUPPLIES	ATKIN, ADRIENNE	174.76
SUPPLIES	ATKINSON, CHRISTINA	42.69
SUPPLIES	ATWOOD, DEBRA	617.93
SUPPLIES	AUSTIN, HEATHER	77.28
SUPPLIES	AVERY, AMBER	113.48
SUPPLIES	AVERY, BROOKE	478.28
SUPPLIES	BABCOCK, WENDY	509.50
SUPPLIES	BACHMAN, HEATHER	308.93
SUPPLIES	BAGGETT, TAMARA	125.60
SUPPLIES	BAILEY, BARBARA	266.25
SUPPLIES	BAILEY, BRITTINEE	285.05

DESCRIPTION	VENDOR	AMOUNT
SUPPLIES	BAILEY, JEANENE	234.99
SUPPLIES	BAILEY, KIMBERLY	186.78
SUPPLIES	BAILEY, SHELLEY	678.34
SUPPLIES	BAILEY, WENDI	302.81
SUPPLIES	BAIR, DEEPIKA	147.39
SUPPLIES	BAKER, CHRISTY	298.13
SUPPLIES	BAKER, COURTNEY	940.04
SUPPLIES	BAKER, JOAN	197.05
SUPPLIES	BAKER, JULIE	1,737.34
SUPPLIES	BAKER, KIM	502.73
SUPPLIES	BALE, JENNIFER	158.25
SUPPLIES	BALL, ASHLEY	95.00
SUPPLIES	BALL, JODIE	2,176.28
SUPPLIES	BALLARD, DEBBIE	271.08
SUPPLIES	BALLARD, JENNIFER	464.08
SUPPLIES	BALLARD, KATHRYN	137.50
SUPPLIES	BALLOU, AUDYNE	212.69
SUPPLIES	BANNING, DEBRA	603.83
SUPPLIES	BAO, JINGRU	481.16
SUPPLIES	BARBANO, ANDREW	45.00
SUPPLIES	BARBER, TAMMY	175.00
SUPPLIES	BARDOLPH, LIZA	528.60
SUPPLIES	BARKDULL, KRISTIN	162.56
SUPPLIES	BARLOW, SHARON	54.49
SUPPLIES	BARLOW, TIFFANY	1,108.84
SUPPLIES	BARNES, APRIL	356.96
SUPPLIES	BARNEY, LINDSEY	217.42
SUPPLIES	BARNHURST, REBECCA	273.73
SUPPLIES	BARNSON, JULIE	546.76
SUPPLIES	BARRETT, NICOLE	397.87
SUPPLIES	BARRON, HENNI	471.38
SUPPLIES	BARTLETT, PATRICIA	108.03
SUPPLIES	BARTLETT, SYDNEE	20.37
SUPPLIES	BARTON, ALICIA	389.89
SUPPLIES	BARTON, KRISTEN	382.58
SUPPLIES	BARTON, LAURA	288.37
SUPPLIES	BARTON, NATALIE	25.00
SUPPLIES	BASS, DENISE	500.23
SUPPLIES	BASS, KAYLA	423.37
SUPPLIES	BATEMAN, LISA	307.80
SUPPLIES	BATEMAN, LUCILLE	398.73
SUPPLIES	BATES, KRISTINE	59.69
SUPPLIES	BATESON, NANCY	4.26
SUPPLIES	BATOR, TAWNYA	482.08
SUPPLIES	BATTY, TRISHA	282.01
SUPPLIES	BAWDEN, PEGGY	79.84
SUPPLIES	BAXTER, LINDSEY	42.79
SUPPLIES	BEAN, MARI	247.31
SUPPLIES	BEARD, CARLIE	255.60
SUPPLIES	BEARNSON, STEVEN	103.93
SUPPLIES	BECK, JODILYN	151.73
SUPPLIES	BECK, MELISSA	457.75
SUPPLIES	BECK, TAMARA	817.10
SUPPLIES	BECKETT, HARRISON JR	47.72
SUPPLIES	BECKNELL, DARLENE	546.47
SUPPLIES	BECKSTEAD, DEBORA	21.84
SUPPLIES	BELL, BEVERLY	311.50
SUPPLIES	BELL, HOLLY	147.74
SUPPLIES	BELLER, SIONELLE	269.82
SUPPLIES	BELLI, MICHELLE	233.89
SUPPLIES	BELLINGER, CORRINE	42.98
SUPPLIES	BELLOWS, LAURIE	59.80

DESCRIPTION	VENDOR	AMOUNT
SUPPLIES	BELTZ, VERONICA	36.81
SUPPLIES	BENNETT, ANDREA	2,014.60
SUPPLIES	BENNETT, GAIL	178.99
SUPPLIES	BENNIGHT, SARAH	172.94
SUPPLIES	BENNION, MELISSA	200.00
SUPPLIES	BENSON, HEATHERLY DEVON	884.66
SUPPLIES	BENSON, LAURIE	902.05
SUPPLIES	BENSON, LINDSAY	50.40
SUPPLIES	BENTLEY, DANA	22.49
SUPPLIES	BERBER, ALINA	886.55
SUPPLIES	BERG, SHAUNA	43.97
SUPPLIES	BERGER, LINDSAY	66.08
SUPPLIES	BERGSTROM, CARI	291.07
SUPPLIES	BERNIER, SALWA	123.65
SUPPLIES	BERRY, DAVID	103.01
SUPPLIES	BERVEN, PAULA	95.10
SUPPLIES	BEUCHERT, KIMBERLY	175.00
SUPPLIES	BEVILACQUA, ANDREIA	270.97
SUPPLIES	BIANUCCI, JANE	876.40
SUPPLIES	BIANUCCI, LINDSAY	800.00
SUPPLIES	BIGGS, NATALEE	520.48
SUPPLIES	BINGHAM HIGH	113,572.52
SUPPLIES	BINGHAM, MICHELLE	304.01
SUPPLIES	BIRCH, TERESA	175.00
SUPPLIES	BIRD, EDITH	165.28
SUPPLIES	BIRD, LINDSEY	250.00
SUPPLIES	BIRD, TAMRA	149.90
SUPPLIES	BIRGE, CINDY	165.00
SUPPLIES	BIRRELL, JENNIFER	716.47
SUPPLIES	BISHOP, ROBYN	57.57
SUPPLIES	BJARNSON, BLAINE	175.00
SUPPLIES	BLACK, CARRIE	59.69
SUPPLIES	BLACK, LESLEY	358.99
SUPPLIES	BLACK, VANESSA	325.21
SUPPLIES	BLACKBURN, REBECCA	502.74
SUPPLIES	BLANCHETTE, LYNETTE	191.92
SUPPLIES	BLANEY, ANDREA	163.51
SUPPLIES	BLANEY, DIANNE	447.25
SUPPLIES	BLONQUIST, ELSA	575.00
SUPPLIES	BLOXHAM, AMY	173.48
SUPPLIES	BLUFFDALE ELEMENTARY	61,681.78
SUPPLIES	BLUNCK, ELIZABETH	265.93
SUPPLIES	BODENHOFER, JENNICA	79.80
SUPPLIES	BODTCHER, JULIE	3,014.13
SUPPLIES	BOECKMANN, JULIE	199.37
SUPPLIES	BOEHME, AMY	40.81
SUPPLIES	BOLDUC, SHIRLEEN	1,678.53
SUPPLIES	BOLLAND, BARBARA	39.98
SUPPLIES	BOLLIGER, KATHARINE	264.08
SUPPLIES	BOLLINGER, AMANDA	479.90
SUPPLIES	BOOGAARD, AIMEE	128.65
SUPPLIES	BORGMEIER, KATHERINE	97.90
SUPPLIES	BOSHARD, JAMES	26.90
SUPPLIES	BOSTWICK, JEANNE	65.72
SUPPLIES	BOUD, MICHAEL	587.94
SUPPLIES	BOUILLON, RITA	35.44
SUPPLIES	BOUTWELL, LAURA	100.90
SUPPLIES	BOWDREN, MELISSA	154.91
SUPPLIES	BOWEN, JENNIFER	564.85
SUPPLIES	BOWEN, KAYLI	721.46
SUPPLIES	BOWEN, TIFFANY	487.59
SUPPLIES	BOWN, PATRICIA	262.98

DESCRIPTION	VENDOR	AMOUNT
SUPPLIES	BOWSER, CYNTHIA	685.49
SUPPLIES	BOYD, LAURA	97.49
SUPPLIES	BOYLES, ANGELIQUE	650.86
SUPPLIES	BOYNTON, NADINE	175.00
SUPPLIES	BRADBURY, MARY	74.74
SUPPLIES	BRADFORD, CHRISTINA	167.00
SUPPLIES	BRAILSFORD, RONALD	179.45
SUPPLIES	BRAMMER, DELLA	542.62
SUPPLIES	BRECHT, LEILANI	158.08
SUPPLIES	BREITLING, ANDREA	123.00
SUPPLIES	BREWER, WHITNEY	113.12
SUPPLIES	BREY, DEBORAH	284.83
SUPPLIES	BRIGGS, RANDEE	488.43
SUPPLIES	BRIGHTWELL, DEANA	764.82
SUPPLIES	BRIGMAN, MICHELLE	375.00
SUPPLIES	BRINGHURST, HUI-TING	135.21
SUPPLIES	BRINKMAN, TERESA	200.57
SUPPLIES	BRINTON, CHRISTINA	1,055.25
SUPPLIES	BROADHEAD, PAMELA	937.47
SUPPLIES	BROCK, LESLIE	56.33
SUPPLIES	BROCK, PIXIE	539.69
SUPPLIES	BROTHERSEN, SUSAN	195.60
SUPPLIES	BROWN, JENNIFER	200.24
SUPPLIES	BROWN, JENNY	72.30
SUPPLIES	BROWN, JULIE	16.99
SUPPLIES	BROWN, KAREN	238.96
SUPPLIES	BROWN, LAYNE	173.19
SUPPLIES	BROWN, MARY	157.04
SUPPLIES	BROWN, REBEKAH	43.99
SUPPLIES	BROWN, TARA	157.49
SUPPLIES	BRUGGER, TONYA	89.12
SUPPLIES	BRUIN, BRITTNIE	500.00
SUPPLIES	BUCARIA, ROBIN	1,095.80
SUPPLIES	BUCHANAN, CARMEN	134.08
SUPPLIES	BUCKLEY, EMILY	578.27
SUPPLIES	BUCKMELTER, MEAGAN	75.00
SUPPLIES	BUERS, JILL	78.45
SUPPLIES	BUKER, KEMBREE	346.40
SUPPLIES	BULLOCK, JEANETTE	56.10
SUPPLIES	BULLOCK, JOYCE	11.75
SUPPLIES	BULLOCK, ROBYN	129.44
SUPPLIES	BUMAN, PAUL	54.24
SUPPLIES	BURDICK, KRISTEN	172.66
SUPPLIES	BURDICK, TODD	429.64
SUPPLIES	BURGE, LINDSAY	211.00
SUPPLIES	BURGESS, KIMBERLY	449.18
SUPPLIES	BURK, KAREN	414.09
SUPPLIES	BURKE, TERI	468.06
SUPPLIES	BURNINGHAM, MARILYN	609.49
SUPPLIES	BURRELL, DANIEL	187.69
SUPPLIES	BURRIS, STERLING	130.60
SUPPLIES	BURTON, AMBER	45.00
SUPPLIES	BURTON, JUDY	705.94
SUPPLIES	BURTON, SANDRA	906.75
SUPPLIES	BURTON, SARAH	946.19
SUPPLIES	BUSH, JOSHUA	85.90
SUPPLIES	BUSTILLOS, AMANDA	415.97
SUPPLIES	BUSTIN, KENTON	785.47
SUPPLIES	BUTCHER, ANDREA	248.05
SUPPLIES	BUTIKOFER, GLENDA	635.20
SUPPLIES	BUTLER, DAVID	93.76
SUPPLIES	BUTLER, JODI	115.35

DESCRIPTION	VENDOR	AMOUNT
SUPPLIES	BUTTERFIELD CANYON ELEMENTARY	68,121.89
SUPPLIES	BUTTERFIELD, CHERYL	249.30
SUPPLIES	BUTTERFIELD, CORALEE	663.06
SUPPLIES	BUTTERFIELD, LACEY	138.94
SUPPLIES	BYBEE, ARIEL	245.98
SUPPLIES	BYRD, ANDREA	33.96
SUPPLIES	CALBIMONTE, PATZY	881.80
SUPPLIES	CALHOUN, ASHLEY	472.58
SUPPLIES	CALHOUN, TRISH	112.08
SUPPLIES	CALL, DEANNE	658.17
SUPPLIES	CALL, STEPHANIE	62.77
SUPPLIES	CAMERON, KIMBERLY	345.90
SUPPLIES	CAMPBELL, DEBRA	48.13
SUPPLIES	CAMPBELL, JOY	72.84
SUPPLIES	CAMPBELL, SPENCER	32.56
SUPPLIES	CAMPOS, VYNESSA	162.80
SUPPLIES	CANDRIAN, NANCY	3,971.39
SUPPLIES	CARLING, GAYE LYNN	124.30
SUPPLIES	CARLSTON, KENNETH	28.05
SUPPLIES	CARPENTER, MELINDA	381.43
SUPPLIES	CARRION, JULIE	175.00
SUPPLIES	CARTER, JULIE	18.21
SUPPLIES	CARTER, LINDA	137.69
SUPPLIES	CARWIN, JASON	271.20
SUPPLIES	CAVANAUGH, EMILY	2,193.97
SUPPLIES	CEDOR, KERI	321.32
SUPPLIES	CEREZO-BERBEL, ANA	204.76
SUPPLIES	CHAI, YUJIE	41.05
SUPPLIES	CHALLIS, MARIA	1,648.52
SUPPLIES	CHAMBERLAIN, SHELLEY	438.74
SUPPLIES	CHAMBERS, KASEY	116.46
SUPPLIES	CHANDLER, MARLENE	175.00
SUPPLIES	CHANDLER, MELISSA	239.22
SUPPLIES	CHANDLER, PEGGY	693.89
SUPPLIES	CHANG, CAMMIE ANN	320.17
SUPPLIES	CHANG, CHIA LING	526.38
SUPPLIES	CHAPMAN, KAREN	149.44
SUPPLIES	CHASE, ALISHA	433.93
SUPPLIES	CHASE, STEPHANIE	93.51
SUPPLIES	CHASE, TARA	317.20
SUPPLIES	CHATTERTON, ALLYSON	584.15
SUPPLIES	CHAVEZ, MELISSA	99.64
SUPPLIES	CHECKETTS, CANDIE	60.05
SUPPLIES	CHEESEMAN, RUTH	529.60
SUPPLIES	CHEN, EUNICE	152.05
SUPPLIES	CHENG, ZHU	147.76
SUPPLIES	CHERRY, STEVEN	84.80
SUPPLIES	CHEUNG, ELISHA	117.66
SUPPLIES	CHILD, KAYLEE	544.60
SUPPLIES	CHILDS, TERI	351.14
SUPPLIES	CHRISTENSEN, CAROLYNN	220.79
SUPPLIES	CHRISTENSEN, EMILY	300.00
SUPPLIES	CHRISTENSEN, KATELYN	420.45
SUPPLIES	CHRISTENSEN, KIM	100.99
SUPPLIES	CHRISTENSEN, LAURIE	453.11
SUPPLIES	CHRISTENSEN, LINDA	265.19
SUPPLIES	CHRISTENSEN, MARLENE	143.23
SUPPLIES	CHRISTENSEN, MORGAN	172.34
SUPPLIES	CHRISTENSEN, SARA	21.36
SUPPLIES	CHRISTENSEN, SONJA	814.82
SUPPLIES	CHRISTENSEN, SUZANNE	48.55
SUPPLIES	CHRISTENSEN, THERESA	138.28

DESCRIPTION	VENDOR	AMOUNT
SUPPLIES	CHRISTENSON, KELSEY	19.84
SUPPLIES	CHRISTIANSEN, MELISA	2,581.32
SUPPLIES	CHRISTOFFERSEN, WENDY	85.19
SUPPLIES	CHRISTOPHER, LEAH	462.39
SUPPLIES	CHUANG, MIN HAO	2,542.59
SUPPLIES	CHUGG, DANETT	42.51
SUPPLIES	CHUIDIAN, KAMI	152.52
SUPPLIES	CID, KRISTIANNE	55.80
SUPPLIES	CLARK, ASHLEY	80.58
SUPPLIES	CLARK, LISA	419.21
SUPPLIES	CLARKE, JUDY	18.00
SUPPLIES	CLAYBURN, CHRISTINE	205.04
SUPPLIES	CLAYTON, JESSICA	175.00
SUPPLIES	CLAYTON, L JEANETTE	232.06
SUPPLIES	CLEGG, KRISTEN	299.47
SUPPLIES	CLELLAND, ERIN	7.47
SUPPLIES	CLEMENTS, STACY	46.99
SUPPLIES	CLIFFORD, CASANDRA	45.46
SUPPLIES	CLIFFORD, DANIELLE	144.84
SUPPLIES	CLIFFORD, SANDRA	458.28
SUPPLIES	CLOWARD, ELAINE	627.49
SUPPLIES	CLOWARD, KATRINA	667.35
SUPPLIES	CLUFF, BROOKE	480.14
SUPPLIES	CLUFF, STACEY	273.80
SUPPLIES	CLYDE, MELIA	54.63
SUPPLIES	COBURN, YUNG	47.01
SUPPLIES	CODELLA, VICKEY	539.09
SUPPLIES	COE, LAUREL	895.30
SUPPLIES	COFFMAN, SARAH	642.12
SUPPLIES	COLBY, KELLY	964.48
SUPPLIES	COLE, BRIANNE	9.25
SUPPLIES	COLEMAN, RACHAEL	457.32
SUPPLIES	COLEY, CLARISSA	161.20
SUPPLIES	COLLIGAN, CHERI	128.30
SUPPLIES	COLLINS, RICHARD	50.00
SUPPLIES	COLUMBIA ELEMENTARY	68,561.86
SUPPLIES	COLVIN, KATHRYN	4,212.59
SUPPLIES	COLWELL, ASHLEY	203.16
SUPPLIES	COLYER, SHAWN	3,335.56
SUPPLIES	COMTE, JODY	149.18
SUPPLIES	CONCHE, JANA	206.19
SUPPLIES	CONKEL, REBECCA	832.36
SUPPLIES	CONNOR, HEATHER	177.34
SUPPLIES	COOK, TORI	213.55
SUPPLIES	COOPERMAN, MARY	508.88
SUPPLIES	COPIER, JOHN JR	327.58
SUPPLIES	COPIER, SHERI	110.19
SUPPLIES	COPPER CANYON ELEMENTARY	52,442.65
SUPPLIES	COPPER HILLS HIGH	194,739.13
SUPPLIES	COPPER MOUNTAIN MIDDLE	79,657.77
SUPPLIES	CORBETT, CHRISTINA	185.42
SUPPLIES	CORBETT, LISA	74.19
SUPPLIES	CORFIELD, KERI	928.46
SUPPLIES	COTE, MICHAEL	76.60
SUPPLIES	COTTLE, CRAIG	266.87
SUPPLIES	COULAM, JENNIFER	2,284.81
SUPPLIES	COUPE, MARGARET	276.50
SUPPLIES	COUVERTIER, MICHELE	203.31
SUPPLIES	COWAN, LISA	204.58
SUPPLIES	COWAN, REBECCA	44.97
SUPPLIES	COWDER, LAURA	185.88
SUPPLIES	COWLEY, KRISTINE	162.64

DESCRIPTION	VENDOR	AMOUNT
SUPPLIES	COX, BRENT	397.89
SUPPLIES	COX, CYNTHIA	731.00
SUPPLIES	COX, MEGAN	7.50
SUPPLIES	COX, TARYN	173.90
SUPPLIES	COYLE, JENNIFER	251.14
SUPPLIES	CRABB, MELANIE	232.37
SUPPLIES	CRANE, CHAD	493.24
SUPPLIES	CRANE, EMILY	175.00
SUPPLIES	CRANE, JANET	212.93
SUPPLIES	CRANE, JODEE	1,442.68
SUPPLIES	CRANE, LINDA	72.61
SUPPLIES	CRAVEN, JANET	513.68
SUPPLIES	CROCKETT, BONNIE	740.82
SUPPLIES	CROCKETT, SARAH	68.58
SUPPLIES	CROMAR, CATHY	385.66
SUPPLIES	CROOK, ALEXANDRIA	242.73
SUPPLIES	CROOK, ANGELA	263.12
SUPPLIES	CROWTHER, BRYAN	30.45
SUPPLIES	CRUMP, CINDY	327.57
SUPPLIES	CRUZ, JANA	24.42
SUPPLIES	CUDNEY, CYNTHIA	175.00
SUPPLIES	CULBREATH, ELIZABETH	47.90
SUPPLIES	CULLATI MACHACEK, KARINE	41.80
SUPPLIES	CULVERWELL, JULIE	22.80
SUPPLIES	CUMMINGS, KAREN	32.47
SUPPLIES	CUMMINGS, KRISTA	458.23
SUPPLIES	CUMMINGS, KRISTIN	51.51
SUPPLIES	CUMMINGS, MELISSA	707.89
SUPPLIES	CURRAN, CAROLYN	18.14
SUPPLIES	CURTIN, RONDAH RAE	143.83
SUPPLIES	CURTIS, JACALYN	21.37
SUPPLIES	CURTIS, LINDSEY	366.30
SUPPLIES	CURTIS, VICKI	235.23
SUPPLIES	CUTLER, CARMEN	102.72
SUPPLIES	CVETNICH, LISA	68.70
SUPPLIES	DAHL, KASEY	90.47
SUPPLIES	DAILEY, CAROLYN	328.12
SUPPLIES	DAINS, MARIKA	750.36
SUPPLIES	DALL, REBECCA	352.45
SUPPLIES	DALLINGA, SHANNON	139.90
SUPPLIES	DALY, MEGAN	175.65
SUPPLIES	DANIELS, MARLA	705.38
SUPPLIES	DANIELS, SHLORI	473.50
SUPPLIES	DANIELS, VICKIE	165.09
SUPPLIES	DARRINGTON, SANDRA	175.00
SUPPLIES	DAUTEL, EMILY	778.99
SUPPLIES	DAVENPORT, MELANIE	909.06
SUPPLIES	DAVIES, TRACEY	341.87
SUPPLIES	DAVIS, ELIZABETH	574.64
SUPPLIES	DAVIS, KELLIE	1,673.01
SUPPLIES	DAVIS, KERSTIN	356.56
SUPPLIES	DAVIS, KEVIN	482.47
SUPPLIES	DAVIS, MATTHEW	56.05
SUPPLIES	DAVIS, SUSAN	193.65
SUPPLIES	DAWSON, MALLORY	105.03
SUPPLIES	DAY, JANENE	98.25
SUPPLIES	DAYBREAK ELEMENTARY	111,532.07
SUPPLIES	DEHAAN, SHELLIE	89.00
SUPPLIES	DEHLIN, KRISTINA	175.00
SUPPLIES	DELUCA, MISTEE	455.62
SUPPLIES	DEMAGISTRIS, JULIA	87.70
SUPPLIES	DEMCO INC	5,918.25

DESCRIPTION	VENDOR	AMOUNT
SUPPLIES	DENISON, MATTHEW	61.66
SUPPLIES	DENISON, SABRINA	1,180.02
SUPPLIES	DENOS, KATHRYN	50.17
SUPPLIES	DENSLOW, JARED	568.02
SUPPLIES	DERBIDGE, ROBYN	296.16
SUPPLIES	DERDERIAN, HEATHER	204.90
SUPPLIES	DESMARAIS, ODETTE	198.97
SUPPLIES	DESMET, MARGOT	168.94
SUPPLIES	DESPAIN, CHRISTIE	1,007.03
SUPPLIES	DICKINSON, TINA	59.61
SUPPLIES	DIEHL, KAROLEE	175.00
SUPPLIES	DIMOND, AMBER	175.00
SUPPLIES	DIOTAIUTI, SHANNON	503.44
SUPPLIES	DITTMORE, WAYNE	907.17
SUPPLIES	DIXON, COLLEEN	332.76
SUPPLIES	DOI, LYNNE	175.00
SUPPLIES	DOMINGUEZ, THERESA	344.44
SUPPLIES	DONALDSON, SHAUNA	219.38
SUPPLIES	DONALSON, TIFFANY	242.22
SUPPLIES	DONARS, AMELIA	279.83
SUPPLIES	DORIUS, RUTH	290.67
SUPPLIES	DORRITY, ELIZABETH	66.51
SUPPLIES	DOTY, PATRICIA	513.73
SUPPLIES	DOUGLASS, CATHERINE	100.00
SUPPLIES	DOWNARD, JULIE	236.32
SUPPLIES	DRAKE, LAURA	194.77
SUPPLIES	DRAPER, JEFFRAY	291.56
SUPPLIES	DRAPER, SHELIA	97.83
SUPPLIES	DRECKSEL, LAUNI	50.66
SUPPLIES	DRESSEN, JONI	494.91
SUPPLIES	DRESSER, TAMRA	975.67
SUPPLIES	DROZ, CHERYL	171.54
SUPPLIES	DUBOIS, LINDA	103.08
SUPPLIES	DUCKWORTH, COURTNEY	361.25
SUPPLIES	DUFFY, EMILY	644.27
SUPPLIES	DUHAINE, JANET	716.90
SUPPLIES	DUNCAN, AARON	265.98
SUPPLIES	DUNCAN, CHARLENE	2,632.90
SUPPLIES	DUNCAN, JESSICA	737.81
SUPPLIES	DUNN, JANAE	10.28
SUPPLIES	DUPAIX, DANIEL	251.47
SUPPLIES	DUPUIS, MYRNA	457.83
SUPPLIES	DURFEE, KIM	37.64
SUPPLIES	EARL, KATHERINE	175.00
SUPPLIES	EASTLAKE ELEMENTARY	67,350.49
SUPPLIES	EASTMAN, MELINDA	741.82
SUPPLIES	EBERLE, TIFFANIE	204.42
SUPPLIES	EDDY, LINDSEY	36.23
SUPPLIES	EDMAN, JOY	175.00
SUPPLIES	EDWARDS, DIANE	170.68
SUPPLIES	EDWARDS, JEREMIAH	131.05
SUPPLIES	EGAN, JENNIFER	33.87
SUPPLIES	EGAN, KAREN	262.21
SUPPLIES	EGBERT, REBECCA	260.25
SUPPLIES	EGBERT, TODD	196.59
SUPPLIES	EINARSON, CHRISTINE	493.94
SUPPLIES	EIXENBERGER, LISA	73.54
SUPPLIES	EKINS, ALLYSON	21.62
SUPPLIES	ELDER, LARAINÉ	304.43
SUPPLIES	ELDREDGE, TERESA	72.00
SUPPLIES	ELGGREN, ALICIA	334.10
SUPPLIES	ELK MEADOWS ELEMENTARY	56,455.08

DESCRIPTION	VENDOR	AMOUNT
SUPPLIES	ELK RIDGE MIDDLE	107,737.47
SUPPLIES	ELLIOTT, DENA	117.56
SUPPLIES	ELLIOTT, KATELYN	89.42
SUPPLIES	ELLIS, RANAE	622.64
SUPPLIES	EMERSON, NORMAN	108.69
SUPPLIES	EMMER, HILLARY	258.70
SUPPLIES	EMMETT, LINDSAY	496.58
SUPPLIES	ENGAR, MEGAN	155.45
SUPPLIES	ENGER, CHRISTINE	237.01
SUPPLIES	ENGLAND, LINDA	134.92
SUPPLIES	ENRICO, SUSAN	39.63
SUPPLIES	EPPERSON, CINDY	192.16
SUPPLIES	EPPERSON, JENNIFER	845.70
SUPPLIES	ERDMANN, MARY ANN	620.71
SUPPLIES	ERICKSON, CHARLA	223.00
SUPPLIES	ERICKSON, CONNIE	1,830.10
SUPPLIES	ERICKSON, JODI	288.10
SUPPLIES	ERICKSON, MARIE	58.20
SUPPLIES	ESPINOSA, BETTINA	1,078.88
SUPPLIES	ETHERINGTON, WHITNEY	421.80
SUPPLIES	EVANS, ANDREW	64.95
SUPPLIES	EVANS, CHRISTINE	763.44
SUPPLIES	EVANS, EMILY	265.97
SUPPLIES	EVANS, LUCIE	825.57
SUPPLIES	FAGERLUND, LYNDSEY	127.15
SUPPLIES	FAGRE, WENDY	79.95
SUPPLIES	FAIRBANKS, AMBER	1,305.08
SUPPLIES	FAIRCHILD, ROXANNE	554.17
SUPPLIES	FALCON RIDGE ELEMENTARY	45,132.81
SUPPLIES	FALCON, TANIA	227.73
SUPPLIES	FANKHAUSER, EMILY	387.05
SUPPLIES	FARLEY, RICHARD	120.00
SUPPLIES	FARNSWORTH, KATHLEEN	76.84
SUPPLIES	FARNSWORTH, LARRY	134.91
SUPPLIES	FARNWORTH, JENNIFER	44.14
SUPPLIES	FASSELIN, ANNETTE	175.00
SUPPLIES	FAWCETT, RACHAEL	272.88
SUPPLIES	FAY, RAEGAN	2,329.15
SUPPLIES	FEICHTER, MICHELLE	212.57
SUPPLIES	FEINSTEIN, CAROLYN	105.81
SUPPLIES	FELLOWS, MEGAN	43.86
SUPPLIES	FELT, ELIZABETH	220.20
SUPPLIES	FELTER, JENNIFER	316.74
SUPPLIES	FENANDER, REBECCA	32.04
SUPPLIES	FERGUSON, LAURA	166.95
SUPPLIES	FERGUSON, SHERRI	28.73
SUPPLIES	FERRUFINO, SONJA	4,737.99
SUPPLIES	FEYEREISEN, JULIE	175.00
SUPPLIES	FIELDS, AMBER	412.83
SUPPLIES	FIGUEROA, CARMEN	45.00
SUPPLIES	FILIPPINI, MATTHEW	4,082.47
SUPPLIES	FINCH, LAURENE	201.85
SUPPLIES	FINGER, DANIELLE	568.90
SUPPLIES	FIRKINS, JILL	143.01
SUPPLIES	FISHER, DEBRA	17.07
SUPPLIES	FISHER, JENNIFER	392.26
SUPPLIES	FISHER, MELANIE	1,596.08
SUPPLIES	FISHER, RUBY	885.07
SUPPLIES	FISKELL, LESLIE	175.00
SUPPLIES	FISO, CORRINE	345.15
SUPPLIES	FLATT, SHELBY	154.82
SUPPLIES	FLETCHER, CAMRIE	359.88

DESCRIPTION	VENDOR	AMOUNT
SUPPLIES	FLINT, MELINDA	100.70
SUPPLIES	FLINT, WILLIAM	551.63
SUPPLIES	FLORIDA, SHERRY	60.04
SUPPLIES	FLYGARE, WHITNEY	12.79
SUPPLIES	FOBERT, HALCEYN	186.15
SUPPLIES	FOLTZ, LESLIE	175.00
SUPPLIES	FONDA, SARAH	100.25
SUPPLIES	FOOTE, KAREN	758.41
SUPPLIES	FOOTE, LEOTA	326.59
SUPPLIES	FOOTHILLS ELEMENTARY	45,102.77
SUPPLIES	FORBUSH, AMY	650.00
SUPPLIES	FORCINA, DEBRA	372.28
SUPPLIES	FORD, ALEXANDRA	58.54
SUPPLIES	FORD, RACHEL	643.78
SUPPLIES	FORMAN, KIMBERLY	845.66
SUPPLIES	FORMAN, PAULA	89.69
SUPPLIES	FORMAN, SHELLEY	600.80
SUPPLIES	FORSYTH, JENNIFER	188.90
SUPPLIES	FORSYTH, MARLANE	291.80
SUPPLIES	FORSYTH, TERI	11.75
SUPPLIES	FORT HERRIMAN MIDDLE	163,738.55
SUPPLIES	FOSTER, HOLLY	1,965.38
SUPPLIES	FOTHERINGHAM, BRIANNE	249.22
SUPPLIES	FOUTZ, TANDI	575.00
SUPPLIES	FOX HOLLOW ELEMENTARY	45,802.25
SUPPLIES	FOX, MAURYA	234.77
SUPPLIES	FRAMPTON, EMILY	333.35
SUPPLIES	FRAMPTON, JOSHUA	230.38
SUPPLIES	FRANCIS, NICOLE	468.84
SUPPLIES	FRANCOM, SAUNDIE	19.60
SUPPLIES	FRANCYK-WELLS, TARA	641.79
SUPPLIES	FRANSEN, AMANDA	84.06
SUPPLIES	FRAZIER, CARI	32.19
SUPPLIES	FREEMAN, LINDA	284.38
SUPPLIES	FREEMAN, LISA	172.56
SUPPLIES	FREESTONE, KELLIE	773.37
SUPPLIES	FREHNER, RANDI	175.00
SUPPLIES	FREI, SAMANTHA	150.35
SUPPLIES	FRODGE, ROBIN	1,079.00
SUPPLIES	FROHLICH, KRISTEN	199.64
SUPPLIES	FROST, JOANNE	316.52
SUPPLIES	FROSTL, KASTIN	642.12
SUPPLIES	FULLMER, AMY	290.91
SUPPLIES	FULLMER, DAVID	749.18
SUPPLIES	FULLMER, JOLEEN	199.19
SUPPLIES	FULLMER, LORENE	359.68
SUPPLIES	FULLMER, MAUREEN	326.00
SUPPLIES	FULMER, TAMRA	311.21
SUPPLIES	FURBUSH, PAIGE	3,026.06
SUPPLIES	FYNBO, SUSAN	475.10
SUPPLIES	GAITAN, LOREAL	402.41
SUPPLIES	GALLAGHER, PETER	96.18
SUPPLIES	GAMMELL, CAMI	30.00
SUPPLIES	GAMMON, TERESA	5.91
SUPPLIES	GARBETT, RITA	812.42
SUPPLIES	GARDNER, MATTHEW	42.70
SUPPLIES	GARDNER, NATHANAEL	49.54
SUPPLIES	GARDNER, ROBYN	148.01
SUPPLIES	GARDNER, WENDY	431.40
SUPPLIES	GARDUNO, LAURIE	461.38
SUPPLIES	GARLICK, CHRISTIANA	350.00
SUPPLIES	GARNETT, ANTHONIA	205.36

DESCRIPTION	VENDOR	AMOUNT
SUPPLIES	GARZA, BEKKA	223.24
SUPPLIES	GASTON, JUDITH	45.00
SUPPLIES	GEER, TABITHA	39.45
SUPPLIES	GENTRY, BARBARA	5,187.90
SUPPLIES	GENTRY, SHEILA	213.74
SUPPLIES	GERSDORF, MELISSA	282.22
SUPPLIES	GIBBS, CHERYL	264.82
SUPPLIES	GIBSON, JOANN	148.58
SUPPLIES	GIBSON, KIM	154.89
SUPPLIES	GIFFEN, ANNE	620.32
SUPPLIES	GIFFEN, KELLY	94.01
SUPPLIES	GIFFORD, RAYLEE	143.90
SUPPLIES	GILES, BECKY	149.86
SUPPLIES	GILES, DON	34.90
SUPPLIES	GILES, SUSAN	514.57
SUPPLIES	GILL, ANNE	220.52
SUPPLIES	GILLESPIE, ANNA	343.30
SUPPLIES	GILPATRICK, JENNIFER	192.64
SUPPLIES	GINES, ROBYN	420.20
SUPPLIES	GINES, VALERY	903.36
SUPPLIES	GISH, LINDSAY	461.59
SUPPLIES	GLADE, SCOTT	361.10
SUPPLIES	GLASS, ETHEL	155.05
SUPPLIES	GLAUSER, LEISA	390.41
SUPPLIES	GLOVER, JOSHUA	323.41
SUPPLIES	GLOVER, RANISHA	445.95
SUPPLIES	GLOVER, RAYLENE	4,962.12
SUPPLIES	GODFREY, ANTHONY	157.70
SUPPLIES	GOFF, KIRSTEN	250.00
SUPPLIES	GOFF, LESLIE	589.47
SUPPLIES	GOLD, LINDA	187.93
SUPPLIES	GOLDING, KIMBERLY	414.74
SUPPLIES	GOLESH, AMANDA	89.96
SUPPLIES	GOMEZ, TERESA	338.54
SUPPLIES	GOMEZ, WENDY	78.76
SUPPLIES	GONZALEZ-MARCHANTE, MIRIAM	337.55
SUPPLIES	GONZALEZ-SANCHEZ, LAURA	707.15
SUPPLIES	GOODRICH, KENNETH	979.38
SUPPLIES	GOODWIN, MANDY	146.26
SUPPLIES	GORDON, ELLEN	1,636.21
SUPPLIES	GORDON, JAMIE	11.75
SUPPLIES	GORRINGE, KAREN	197.09
SUPPLIES	GOTAY, ERIN	289.95
SUPPLIES	GOTBERG, PATRICIA	388.56
SUPPLIES	GOUGH, CAROLYN	210.00
SUPPLIES	GOULD, ANNE	85.46
SUPPLIES	GRAF, SYDNA	69.49
SUPPLIES	GRAFF, TERRI	281.49
SUPPLIES	GRAHAM, DEBORAH	255.61
SUPPLIES	GRAHAM, SIERRA	638.00
SUPPLIES	GRANT, LYNSEY	459.04
SUPPLIES	GRANT, STEPHANIE	646.69
SUPPLIES	GRAVES, JANET	163.74
SUPPLIES	GRAY, LORI	37.93
SUPPLIES	GRAY, MARY CHRISTENA	79.44
SUPPLIES	GRECO, BRITTANY	168.52
SUPPLIES	GREEN, ANGELA	153.79
SUPPLIES	GREEN, JENNIFFER	85.07
SUPPLIES	GREENWOOD, RACHAEL	261.69
SUPPLIES	GREGERSON, ROYANN	668.37
SUPPLIES	GRESSMEN, CASEY	650.78
SUPPLIES	GRIFFITH, DANIELLE	430.82

DESCRIPTION	VENDOR	AMOUNT
SUPPLIES	GRIFFITHS, NICOLE	137.65
SUPPLIES	GRIGGS, DEIDRE	48.12
SUPPLIES	GRITTON, KRISTIN	206.84
SUPPLIES	GROVER, YVONNE	542.60
SUPPLIES	GRUER, DANA	175.00
SUPPLIES	GUADARRAMA, YADIRA	489.47
SUPPLIES	GUBLER, VIVIAN	325.23
SUPPLIES	GUDGELL, JEANETTE	1,289.80
SUPPLIES	GUDJENOV, AMELIA	1,838.03
SUPPLIES	GUNDERSON, AMANDA	34.17
SUPPLIES	GUNN, SHARON	501.78
SUPPLIES	GUNNELL, CHARMAINE	256.32
SUPPLIES	GUO, HUA	132.19
SUPPLIES	GURNEY, VALENE	211.73
SUPPLIES	GUSTAFSON, SUSAN	175.00
SUPPLIES	GUSTAFSON, WILDA	507.22
SUPPLIES	GUTIERREZ, CODI	677.24
SUPPLIES	GWILLIAM, CHARLES	580.81
SUPPLIES	GWYNN, CAROL	500.86
SUPPLIES	HAGERMAN, LOIS	38.55
SUPPLIES	HAGMAN, CAROLINE	306.80
SUPPLIES	HAGMANN, LINDA	175.00
SUPPLIES	HALE, JACQUELINE	29.91
SUPPLIES	HALES, LAURA	301.20
SUPPLIES	HALL, ALISON	584.37
SUPPLIES	HALL, STEVEN	578.43
SUPPLIES	HALLING, CHRISTIN	77.85
SUPPLIES	HAMANN, NORLENE	222.60
SUPPLIES	HAMBLIN, AMANDA	108.64
SUPPLIES	HAMBLIN, LAURIE	331.01
SUPPLIES	HAMBLIN, SANDRA	102.30
SUPPLIES	HAMBLIN, TRAVIS	13.17
SUPPLIES	HAMILTON, ANGELA	647.06
SUPPLIES	HAMMOND, DEBORAH	198.87
SUPPLIES	HANDY, MELISSA	392.58
SUPPLIES	HANLON, PATRICIA	134.87
SUPPLIES	HANNA, ALLYSON	291.30
SUPPLIES	HANNA, ERILYN	145.62
SUPPLIES	HANSEN, AMANDA	83.17
SUPPLIES	HANSEN, BARRY	448.40
SUPPLIES	HANSEN, CASSIDY	101.54
SUPPLIES	HANSEN, FABIANA	300.79
SUPPLIES	HANSEN, JENNIE	36.36
SUPPLIES	HANSEN, JULIE	522.90
SUPPLIES	HANSEN, KYLE	160.56
SUPPLIES	HANSEN, KYLEE	175.00
SUPPLIES	HANSEN, MICHELLE	175.00
SUPPLIES	HANSEN, PAMELA	202.12
SUPPLIES	HANSEN, PAUL	75.36
SUPPLIES	HANSEN, RYAN	350.00
SUPPLIES	HANSEN, SHAYLYN	193.89
SUPPLIES	HANSON, DEBORAH	687.99
SUPPLIES	HANSON, MARY	889.65
SUPPLIES	HARBIN, EMELIE	76.02
SUPPLIES	HARBISON, EMILY	911.33
SUPPLIES	HARDELL, TRACI	27.24
SUPPLIES	HARDINGER, TIFFANY	963.04
SUPPLIES	HARE, BROOKE	156.81
SUPPLIES	HARGRAVES, ERIN	635.48
SUPPLIES	HARPER, MARKIE	129.94
SUPPLIES	HARRINGTON, MATTHEW	607.36
SUPPLIES	HARRIS, KELSEY	313.98

DESCRIPTION	VENDOR	AMOUNT
SUPPLIES	HARRIS, MEGAN	286.20
SUPPLIES	HARRIS, NICOLE	641.01
SUPPLIES	HARRISON, ANNE	596.12
SUPPLIES	HARRY, JOAN	7.99
SUPPLIES	HART, ANNA	693.92
SUPPLIES	HART, JASON	197.34
SUPPLIES	HARTLE, SHAYLENE	924.52
SUPPLIES	HARTLEY, LENE	315.41
SUPPLIES	HARVEY, HELEN	535.32
SUPPLIES	HARWARD, JANE	838.43
SUPPLIES	HARWOOD, GLADYS	17.10
SUPPLIES	HARWOOD, JESSIE	882.77
SUPPLIES	HASSLER, JAYSON	176.37
SUPPLIES	HATCH, ALENA	54.60
SUPPLIES	HATCH, BROOK	47.66
SUPPLIES	HATCH, LANI	333.05
SUPPLIES	HATCH, MARLAJEAN	64.27
SUPPLIES	HATCH, SARAH	614.64
SUPPLIES	HATT, JOYCE	22.43
SUPPLIES	HAUGE, GERALDINE	387.27
SUPPLIES	HAWKER, SANDRA	45.00
SUPPLIES	HAWKINS, CHARLOTTE	165.00
SUPPLIES	HAWORTH, OLIVIA	208.84
SUPPLIES	HAYDEN PEAK ELEMENTARY	25,791.18
SUPPLIES	HAYES, ALICE	186.33
SUPPLIES	HAYES, JESSICA	74.97
SUPPLIES	HAYMON, JESSICA	256.27
SUPPLIES	HAYS, JENNIFER	165.83
SUPPLIES	HAZELGREN, JEENA	28.87
SUPPLIES	HEAGREN, LEANNE	375.86
SUPPLIES	HEAPS, ABBIE	616.50
SUPPLIES	HEARTLAND ELEMENTARY	56,718.03
SUPPLIES	HEATH, JOLAYNE	175.00
SUPPLIES	HEATON, MICHELLE	21.00
SUPPLIES	HEATON, SARA	684.56
SUPPLIES	HEINECKE, CYNTHIA	54.28
SUPPLIES	HENDERSON, DEEANN	61.73
SUPPLIES	HENDERSON, JOHN	59.04
SUPPLIES	HENDERSON, KELLI	30.12
SUPPLIES	HENDERSON, RACHEL	148.55
SUPPLIES	HENDRICKSON, HEIDI	380.97
SUPPLIES	HENDRICKSON, KAYLEENA	127.95
SUPPLIES	HENSLEE, SANDRA	365.01
SUPPLIES	HERNANDEZ, KRISTY	247.61
SUPPLIES	HERRIMAN ELEMENTARY	34,642.43
SUPPLIES	HERRIMAN HIGH SCHOOL	168,203.53
SUPPLIES	HERRSCHER, ANGELA	413.74
SUPPLIES	HERSHBERGER, TAYLOR	40.72
SUPPLIES	HERZOG, JODY	74.20
SUPPLIES	HESS, MARY	450.25
SUPPLIES	HESSING, JERILYN	114.16
SUPPLIES	HEWITT, KAREN	16.02
SUPPLIES	HEWLETT, CHRISTIE	26.49
SUPPLIES	HEYWOOD, BRECKON	482.73
SUPPLIES	HICKS, CAMILLE	267.11
SUPPLIES	HIGGINS, MISTY	196.29
SUPPLIES	HIGGS, ASHLEY	34.81
SUPPLIES	HIGHAM, DEANNA	397.93
SUPPLIES	HILLER, MELISSA	39.16
SUPPLIES	HILTON, ERICA	844.94
SUPPLIES	HIRASE, SUSAN	2,288.08
SUPPLIES	HODSON, LAURA	926.16

DESCRIPTION	VENDOR	AMOUNT
SUPPLIES	HODSON, SHAYLIN	485.01
SUPPLIES	HOFER, BRIANNA	1,280.65
SUPPLIES	HOFFER, CAROL	880.02
SUPPLIES	HOFFER, MARIE	138.11
SUPPLIES	HOFFMAN, RONNA	44.87
SUPPLIES	HOFFMANN, JANET	334.94
SUPPLIES	HOFFMANN, KAY	525.66
SUPPLIES	HOGAN, DEBRA	89.34
SUPPLIES	HOLLAND, CHERYL	402.48
SUPPLIES	HOLLAND, DIANE	307.22
SUPPLIES	HOLLANDSWORTH, ISABELLE	326.44
SUPPLIES	HOLLENBACH, SALLI	2,363.25
SUPPLIES	HOLLIDAY, ELIZABETH	547.29
SUPPLIES	HOLMES, OLIVIA	138.11
SUPPLIES	HOLT, SARA	206.99
SUPPLIES	HOLTKAMP, SUSAN	237.18
SUPPLIES	HOLYOKE, VERONICA	142.43
SUPPLIES	HOMER, SARA	265.81
SUPPLIES	HONE, JANET	94.17
SUPPLIES	HONG, MARJORIE	569.55
SUPPLIES	HOOPER, SHANNEL	5,829.48
SUPPLIES	HOOTON, PAMELA	54.03
SUPPLIES	HOPE, TIERNAN	450.75
SUPPLIES	HOPKIN, NANCY	547.97
SUPPLIES	HORNE, CHARITY	262.37
SUPPLIES	HOURMANESH, NAJMEH	215.02
SUPPLIES	HOWARD, KIMBERLY	463.11
SUPPLIES	HOWE, JANET	268.17
SUPPLIES	HOWELL, BRENT	533.32
SUPPLIES	HOWELL, MARCIA	359.00
SUPPLIES	HOYT, MELISSA	266.57
SUPPLIES	HU, CHENHUA	135.51
SUPPLIES	HUANG, YUFANG	477.65
SUPPLIES	HUDNALL, STEWART	121.24
SUPPLIES	HUEY, LORI	218.40
SUPPLIES	HUFF, ANNETTE	717.85
SUPPLIES	HUFFMAN, JULIE	725.00
SUPPLIES	HUNT, VALERIE	859.93
SUPPLIES	HUNTING, DANIEL	125.52
SUPPLIES	HUNTINGTON, CAMYCE	165.18
SUPPLIES	HUNTSMAN, AMANDA	135.10
SUPPLIES	HUNZEKER, SHAYE	49.90
SUPPLIES	HURST, COURTNEY	756.24
SUPPLIES	HURST, NIKKI	61.47
SUPPLIES	HUTCHINGS, JODI	31.95
SUPPLIES	HYER, RENEE	195.04
SUPPLIES	HYTE, HOLLY	945.74
SUPPLIES	IBANEZ, JORGE	68.23
SUPPLIES	IHLER, MARJORIE	79.89
SUPPLIES	IMEL, MELISSA	140.81
SUPPLIES	IOANE, NOELAPOOMAICALA	652.61
SUPPLIES	ITAAEHU, MAILANI	440.51
SUPPLIES	JACKSON, CAROLINE	953.71
SUPPLIES	JACKSON, LISA	300.80
SUPPLIES	JACKSON, RENEE	106.23
SUPPLIES	JACKSON, ROBYN	576.77
SUPPLIES	JACOB, LAURA	53.00
SUPPLIES	JACOBSON, KELSEY	396.63
SUPPLIES	JACOBSON, MICHAEL	2,095.28
SUPPLIES	JAKOSITZ, CAITLIN	7.44
SUPPLIES	JAMES, CHELSEY	156.53
SUPPLIES	JAMES, LINDA	623.23

DESCRIPTION	VENDOR	AMOUNT
SUPPLIES	JARDINE, MEAGAN	531.36
SUPPLIES	JARMAN, KRISTEN	526.42
SUPPLIES	JAROSCAK, DEBORAH	215.58
SUPPLIES	JARRARD, CHRISTIE	181.43
SUPPLIES	JARRARD, JENNIFER	733.28
SUPPLIES	JARRETT, JAN	3,798.36
SUPPLIES	JARVIS, BRITTNEE	241.64
SUPPLIES	JARVIS, KATLYN	117.19
SUPPLIES	JATC-NORTH	60,464.50
SUPPLIES	JATC-SOUTH	12,284.24
SUPPLIES	JEFFREY, KIMBERLY	55.54
SUPPLIES	JENNINGS, LARA	62.40
SUPPLIES	JENSEN, CYNTHIA	272.21
SUPPLIES	JENSEN, JENNIFER	135.14
SUPPLIES	JENSEN, JENNINE	25.60
SUPPLIES	JENSEN, JODY	233.75
SUPPLIES	JENSEN, KAREN	178.56
SUPPLIES	JENSEN, LENNAN	188.06
SUPPLIES	JENSEN, LISA	1,210.85
SUPPLIES	JENSEN, MALINDA	73.03
SUPPLIES	JENSEN, MANDI	792.06
SUPPLIES	JENSEN, MELANIE	271.76
SUPPLIES	JENSEN, NATALIE	168.50
SUPPLIES	JENSEN, NICHOLE	172.78
SUPPLIES	JENSEN, PAMELA	263.69
SUPPLIES	JENSEN, RAIMEE	78.75
SUPPLIES	JENSEN, SARAH	80.88
SUPPLIES	JENSEN, SHAUNA	314.60
SUPPLIES	JENSEN, TRISHA	481.85
SUPPLIES	JENSEN, VERLENE	23.61
SUPPLIES	JEPPERSON, SHERI	116.16
SUPPLIES	JERMAN, ROGER	282.84
SUPPLIES	JESSOP, NICOLE	24.73
SUPPLIES	JOEL P JENSEN MIDDLE	66,421.45
SUPPLIES	JOFFS, KATHERINE	197.76
SUPPLIES	JOHANSEN, DAVID	39.48
SUPPLIES	JOHANSEN, KRISTY	255.00
SUPPLIES	JOHNSON, STACEY	464.42
SUPPLIES	JOHNSON, AMBER	345.45
SUPPLIES	JOHNSON, ELIZABETH	354.33
SUPPLIES	JOHNSON, EMILY	4,123.01
SUPPLIES	JOHNSON, HEATHER	263.46
SUPPLIES	JOHNSON, HIEDI	529.66
SUPPLIES	JOHNSON, JACLYN	47.48
SUPPLIES	JOHNSON, JENNIFER	166.31
SUPPLIES	JOHNSON, JENNY	74.15
SUPPLIES	JOHNSON, JORDAN	317.88
SUPPLIES	JOHNSON, KRISTEEN	31.20
SUPPLIES	JOHNSON, KRISTI	25.52
SUPPLIES	JOHNSON, LAURA	10.62
SUPPLIES	JOHNSON, MARNIE	173.88
SUPPLIES	JOHNSON, PATRICE	270.61
SUPPLIES	JOHNSON, PATTI	44.87
SUPPLIES	JOHNSON, PHILLIP	141.15
SUPPLIES	JOHNSON, SARAH	335.81
SUPPLIES	JOHNSON, SUZETTE	518.80
SUPPLIES	JOHNSON, TRACY	45.00
SUPPLIES	JOLLEY, D BURKE	743.80
SUPPLIES	JOLLEY, ELIZABETH	1,076.98
SUPPLIES	JOLLEY, KRISTINE	314.26
SUPPLIES	JOLLEY, SANDRA	541.70
SUPPLIES	JONES, AMIE	471.70

DESCRIPTION	VENDOR	AMOUNT
SUPPLIES	JONES, AMY	600.00
SUPPLIES	JONES, BONNIE	27.88
SUPPLIES	JONES, CARLYNN	371.24
SUPPLIES	JONES, ELAINE	17.81
SUPPLIES	JONES, LAUNA LEE	123.20
SUPPLIES	JOOS, JENNIFER	214.42
SUPPLIES	JORDAN CHILD DEVELOPMENT CENTER	7,684.48
SUPPLIES	JORDAN EDUCATION FOUNDATION	59,494.80
SUPPLIES	JORDAN HILLS ELEMENTARY	36,861.41
SUPPLIES	JORDAN RIDGE ELEMENTARY	77,109.56
SUPPLIES	JORGENSEN, KATHLEEN	455.74
SUPPLIES	JORGENSEN, LYNETTE	379.41
SUPPLIES	JOSEPHSON, JESSICA	470.00
SUPPLIES	JOST, LYNETTE	76.46
SUPPLIES	JOYNER, KATHY	178.74
SUPPLIES	JUAREZ HERNANDEZ, ROSANNA	180.54
SUPPLIES	JUAREZ, JESSICA	563.72
SUPPLIES	JUDD, DAVID	650.00
SUPPLIES	JURY, MILO	158.98
SUPPLIES	JUSTESEN, COLLETTE	3,954.06
SUPPLIES	KAMMERMAN, RANDALL	4,207.89
SUPPLIES	KANG, XIAOMIN	2,089.06
SUPPLIES	KAPELE, KA'IANA	114.43
SUPPLIES	KARPOWITZ, NANCY	496.95
SUPPLIES	KARREN, DIANA	307.11
SUPPLIES	KARREN, IRENE	325.00
SUPPLIES	KARTCHNER, CAMILLE	58.24
SUPPLIES	KARTCHNER, SHERYL	543.86
SUPPLIES	KASSNER, CLAUDIA	50.47
SUPPLIES	KATOA, HEMALOTO	364.98
SUPPLIES	KATSANEVAS, MARY	65.15
SUPPLIES	KAURI SUE HAMILTON SCHOOL	117,100.30
SUPPLIES	KAWAKAMI, NICOLE	336.63
SUPPLIES	KAY, MARLENE	204.47
SUPPLIES	KEELE, HOLLY	182.31
SUPPLIES	KELLER, TRISHA	1,213.92
SUPPLIES	KELLEY, KRISTEN	277.30
SUPPLIES	KELLY, RON	215.42
SUPPLIES	KELSON-PROBERT, LESLIE	317.09
SUPPLIES	KEMP, KRISTI	77.29
SUPPLIES	KENDAL, DERMOT	246.79
SUPPLIES	KENDALL, KAREN	300.00
SUPPLIES	KENNEDY, MONA	175.00
SUPPLIES	KENNER, TERRIE	4,444.34
SUPPLIES	KESLER, KALLI	559.71
SUPPLIES	KETTENRING, LAURA KAY	34.51
SUPPLIES	KILGROW, MARLENE	10.85
SUPPLIES	KILLION, VERONICA	8.48
SUPPLIES	KILLPACK, SHARI	123.67
SUPPLIES	KIMBALL, CATHERINE	149.95
SUPPLIES	KIMBALL, KRISTINE	451.09
SUPPLIES	KIMBALL, REBECCA	314.14
SUPPLIES	KIMBALL, SAVANNAH	328.54
SUPPLIES	KING, BRIAN	7.01
SUPPLIES	KING, JENNIFER	75.02
SUPPLIES	KING, SANDRA	500.00
SUPPLIES	KINGSFORD, MICHELE	7.29
SUPPLIES	KIRK, RAEANNA	130.49
SUPPLIES	KIRKHAM, MICHAEL	447.19
SUPPLIES	KIRKHAM, PEGGY	802.42
SUPPLIES	KIRKLAND, KRISTI	26.00
SUPPLIES	KNIGHT, SCOTT	175.00

DESCRIPTION	VENDOR	AMOUNT
SUPPLIES	KNOBEL, KIRSTEN	332.60
SUPPLIES	KNOWLES, JENNIFER	672.56
SUPPLIES	KOBZEFF, CRYSTAL	709.36
SUPPLIES	KOONTZ, ROXANNE	174.69
SUPPLIES	KORONES, ROBIN	567.28
SUPPLIES	KOTTER, JENNIFER	39.67
SUPPLIES	KOU, BENG LAY	202.31
SUPPLIES	KOURNIANOS, STACY	203.04
SUPPLIES	KRAMAR, LUZVISMINDA	280.89
SUPPLIES	KRIPFGANS, HANNA	2,099.55
SUPPLIES	KROGUE, ANDREA	540.05
SUPPLIES	KRUGER, LINDA	673.75
SUPPLIES	KUGLER, DANIELLE	43.95
SUPPLIES	KUMP, TRICIA	104.94
SUPPLIES	LA BERGE, JUSTIN	37.73
SUPPLIES	LA FLEUR, KASEY	210.97
SUPPLIES	LADUKE, SUSAN	352.78
SUPPLIES	LAGERBERG, NANCY	121.20
SUPPLIES	LAIN, LOREN	359.19
SUPPLIES	LAMBOURNE, JENNIFER	150.43
SUPPLIES	LAMOREAUX, SHARAE	45.00
SUPPLIES	LANCE, MICHAEL	123.26
SUPPLIES	LANGE, SARAH	419.40
SUPPLIES	LANGSHALL, RACHEL	20.44
SUPPLIES	LARRABEE, FRANCES	286.34
SUPPLIES	LARSEN, AMELIA	945.55
SUPPLIES	LARSEN, JENNIFER	256.85
SUPPLIES	LARSEN, MADELINE	265.14
SUPPLIES	LARSEN, MELISSA	233.18
SUPPLIES	LARSEN, MICHELE	314.07
SUPPLIES	LARSEN, ROBYN	6.68
SUPPLIES	LARSEN, SHIREEN	576.00
SUPPLIES	LARSEN, SPENCER	8.19
SUPPLIES	LARSON, BRITTANY	1,250.89
SUPPLIES	LARSON, KENT	117.12
SUPPLIES	LARSON, SHERRY	219.44
SUPPLIES	LARUE, EMILY	1,172.35
SUPPLIES	LAUGHLIN, SHEILA	83.58
SUPPLIES	LAURITZEN, JANIE	817.40
SUPPLIES	LAVERY, ALISON	767.00
SUPPLIES	LAVIN, CHERIE	727.73
SUPPLIES	LAW, MARCI	803.78
SUPPLIES	LAWES, LARAINÉ	115.72
SUPPLIES	LAWRENCE, STEPHANIE	229.35
SUPPLIES	LAWRENCE, THOMAS	45.47
SUPPLIES	LAWSON, CHERIE	962.59
SUPPLIES	LAYNE, LORI	168.48
SUPPLIES	LEAVITT, STACEY	175.00
SUPPLIES	LEBEAU, EVA LORRAINE	859.34
SUPPLIES	LEBEAU, KATHLEEN	161.11
SUPPLIES	LEBEGUE, ERIN	175.00
SUPPLIES	LECHEMINANT, DEBBIE	174.83
SUPPLIES	LEE, REBECCA	54.57
SUPPLIES	LEE, TONI	2,015.17
SUPPLIES	LEININGER, KRISTEN	371.85
SUPPLIES	LEMLEY, GILLIAN	372.01
SUPPLIES	LEON, ELIZABETH	151.71
SUPPLIES	LEPINSKI, MIRIAM	215.00
SUPPLIES	LESLIE, KELLEEN	116.87
SUPPLIES	LESTARGE, LISA	10.67
SUPPLIES	LEVITT, R	306.27
SUPPLIES	LEWIS, CHELSEA	21.34

DESCRIPTION	VENDOR	AMOUNT
SUPPLIES	LEWIS, DYANN	509.04
SUPPLIES	LEWIS, ENID	498.80
SUPPLIES	LI, HUI JU	50.00
SUPPLIES	LI, RANI	580.26
SUPPLIES	LIANG, WEI	382.87
SUPPLIES	LIEN, ANNA	170.88
SUPPLIES	LIMA, ELISSA	276.94
SUPPLIES	LINDSEY, MICHELLE	929.62
SUPPLIES	LINFORD, JESSICA	156.90
SUPPLIES	LINFORD, SHELLY	474.36
SUPPLIES	LINGMANN, RAINA	265.68
SUPPLIES	LINNARZ, BRAD JR	305.39
SUPPLIES	LITTLEWOOD, DEBRA	175.00
SUPPLIES	LLOYD, CHRISTINE	423.99
SUPPLIES	LLOYD, KELLI	354.10
SUPPLIES	LLOYD, SHELLY	350.00
SUPPLIES	LLOYD, WENDY	3,467.54
SUPPLIES	LOCKE, SUSAN	166.47
SUPPLIES	LOEFFLER, IRENE	197.24
SUPPLIES	LOESER, MARY ANN	349.29
SUPPLIES	LONG, PEGGY	68.32
SUPPLIES	LOOSLI, ROBERTA	578.77
SUPPLIES	LOUGY, BONNIE	435.70
SUPPLIES	LOUK, JESSICA	348.68
SUPPLIES	LOVATO, PENNIE	722.01
SUPPLIES	LOVELESS, MEGAN	347.31
SUPPLIES	LOVELL, EDGAR	157.02
SUPPLIES	LOVERIDGE, TRICIA	41.78
SUPPLIES	LOWE, KATHERINE	492.61
SUPPLIES	LOWRY, MELISSA	343.98
SUPPLIES	LUC, ERIN	211.90
SUPPLIES	LUCCHESI, KIMBERLY	113.73
SUPPLIES	LUCERO, TRAVIS	259.84
SUPPLIES	LUDLOW, AMY	747.73
SUPPLIES	LUDLOW, JENNIFER	11.06
SUPPLIES	LUKER, DEBORAH	51.22
SUPPLIES	LUNAK, NANCY	320.79
SUPPLIES	LUNCEFORD, JENNIFER	305.25
SUPPLIES	LUND, MATTHEW	465.35
SUPPLIES	LUNDBLAD, AARON	315.92
SUPPLIES	LUNDGREN, MICHELLE	1,004.59
SUPPLIES	LUNNEN, VALERIE	1,754.87
SUPPLIES	LUO, YI	177.78
SUPPLIES	LUTZ, CATHY	4.77
SUPPLIES	LUTZ, CHRISTOFER	49.20
SUPPLIES	LYBBERT, KELLY	322.74
SUPPLIES	LYON, STACY	848.30
SUPPLIES	MACE, KYNA	205.87
SUPPLIES	MACHIN, EMILY	351.16
SUPPLIES	MACKAY, ERICA	153.18
SUPPLIES	MACKAY, JOY	81.21
SUPPLIES	MACLEOD, CAITLIN	260.57
SUPPLIES	MACLEOD, COLIN	303.49
SUPPLIES	MADSEN, LORRIE	30.00
SUPPLIES	MAIR, AMANDA	1,634.44
SUPPLIES	MAJESTIC ELEMENTARY	32,976.13
SUPPLIES	MAKAJU, SABRINA	1,032.75
SUPPLIES	MAKIN, JACLYN	175.00
SUPPLIES	MANGLINONG, ROCHELLE	293.10
SUPPLIES	MANGUM, OLIVIA	925.46
SUPPLIES	MANGUS, JERRY	20.24
SUPPLIES	MANN, KAREN	1,011.11

DESCRIPTION	VENDOR	AMOUNT
SUPPLIES	MANN, MARILYN	20.14
SUPPLIES	MANNING, THOMAS	106.08
SUPPLIES	MANO, JOY	1,236.55
SUPPLIES	MANOUSAKIS, KATHERINE	529.01
SUPPLIES	MANSFIELD, REBECCA	134.06
SUPPLIES	MANSOURI, MELINDA	1,034.61
SUPPLIES	MAPLES, JENNIFER	174.92
SUPPLIES	MARBLE, JENNIFER	23.45
SUPPLIES	MARCUS, LORETTA	45.00
SUPPLIES	MARDIS, RACHEL	214.14
SUPPLIES	MARGETTS, PEGGY	59.41
SUPPLIES	MARGETTS, TIFFANIE	205.95
SUPPLIES	MARIANI, BECKY	602.78
SUPPLIES	MARKUS, ALEXANDRA	495.76
SUPPLIES	MARLOWE, KANDY	1,004.55
SUPPLIES	MARQUEZ, DANIEL	421.54
SUPPLIES	MARQUEZ, TIFFANEY	10.17
SUPPLIES	MARRIOTT, LINDA	693.89
SUPPLIES	MARSDEN, ANGELA	426.40
SUPPLIES	MARSHALL, STACEY	749.81
SUPPLIES	MARTAIN, JANE	25.13
SUPPLIES	MARTIN, CASSANDRA	612.39
SUPPLIES	MARTIN, LISA	189.11
SUPPLIES	MARTIN, SARA	309.62
SUPPLIES	MARTIN-LEMASTER, JUNE	221.06
SUPPLIES	MARTINEZ, JOHANNA	516.79
SUPPLIES	MARTINEZ, TIFFANY	103.87
SUPPLIES	MARURI, ALICIA	77.00
SUPPLIES	MARX, ROBERT	982.12
SUPPLIES	MASINA, KAREN	39.80
SUPPLIES	MASON, SHEILA	1,116.61
SUPPLIES	MASSON, NICOLE	25.22
SUPPLIES	MATHEWS, KERI	296.66
SUPPLIES	MATTHEWS, DE ANN	796.61
SUPPLIES	MATTHEWS, KRISTI	87.83
SUPPLIES	MATTHEWS, PATRICIA	82.60
SUPPLIES	MATTSON, BETHANI	32.61
SUPPLIES	MATTSSON, SHANDA	347.57
SUPPLIES	MAUGHAN, NATALIE	103.98
SUPPLIES	MAULIS, BRANDON	610.85
SUPPLIES	MAURI, NOELLE	390.89
SUPPLIES	MAUSBACH, JERRI	424.04
SUPPLIES	MAXFIELD, KELSEY	8.23
SUPPLIES	MAXFIELD, LAURIE	84.30
SUPPLIES	MAXFIELD, LINDSAY	1,853.12
SUPPLIES	MAXFIELD, PAULA	7,970.74
SUPPLIES	MAXFIELD, SUZANNE	313.08
SUPPLIES	MAXFIELD, TERRILYNNE	169.35
SUPPLIES	MC CALL, HALEY	809.71
SUPPLIES	MC CULLOUGH, AMANDA	608.48
SUPPLIES	MC CULLOUGH, DANIEL	442.08
SUPPLIES	MCALLISTER, AMANDA	56.03
SUPPLIES	MCALLISTER, ZELDA	349.96
SUPPLIES	MCBETH, KRISTEN	202.14
SUPPLIES	MCCALL, LAUREN	100.18
SUPPLIES	MCCARTY, LAURA	282.81
SUPPLIES	MCCARTY, LORI	305.83
SUPPLIES	MCCLANAHAN, DENISE	2,065.54
SUPPLIES	MCCLEARY, SANDRA	88.00
SUPPLIES	MCCOMBS, TRUDY	265.68
SUPPLIES	MCCULLOUGH, CAITLIN	100.28
SUPPLIES	MCCULLOUGH, TINA	345.08

DESCRIPTION	VENDOR	AMOUNT
SUPPLIES	MCCURDY, TRACY	174.36
SUPPLIES	MCDANIEL, MARGARET	116.77
SUPPLIES	MCDOUGAL, KAELYN	1,030.89
SUPPLIES	MCDOUGAL, PAULETTE	2,445.32
SUPPLIES	MCDOUGAL, SANDRA	595.01
SUPPLIES	MCDOWELL, CYNTHIA	15.00
SUPPLIES	MCEWEN, KATIE	354.89
SUPPLIES	MCFARLAND, LORA	1,517.93
SUPPLIES	MCFARLAND, SZU YING	1,309.83
SUPPLIES	MC GEE, M PATRICK	19.08
SUPPLIES	MC GEE, REBECCA	84.26
SUPPLIES	MCINTYRE, CHRISTINE	349.68
SUPPLIES	MCINTYRE, KELLIE	205.93
SUPPLIES	MCKEE, HEATHER	198.00
SUPPLIES	MCKENDRICK, ALICIA	23.83
SUPPLIES	MCKENNA, SHANDIE	59.03
SUPPLIES	MCKENZIE, KERRY	100.00
SUPPLIES	MCKISSICK, HEIDI	379.64
SUPPLIES	MCKNIGHT, JESSICA	532.25
SUPPLIES	MCLAUGHLIN, CHRISTIE	94.73
SUPPLIES	MCLAUGHLIN, JOAN	67.97
SUPPLIES	MCLAY, DANIEL	117.20
SUPPLIES	MCMULLIN, AMY	279.04
SUPPLIES	MCPHARLIN, NATALYA	340.90
SUPPLIES	MCWHORTER, CASSANDRA	10.24
SUPPLIES	MEADE, CONNIE	114.18
SUPPLIES	MECHAM, NANCY	232.74
SUPPLIES	MECHLING, SHANNON	300.01
SUPPLIES	MEIERHOFF, JULIE	44.67
SUPPLIES	MELTON, JACQUE	91.43
SUPPLIES	MELTON, JERI	43.09
SUPPLIES	MELVILLE, DANIEL	63.84
SUPPLIES	MELZER, BRITTANY	231.26
SUPPLIES	MEMMOTT, CRYSTAL	819.46
SUPPLIES	MENDEZ, DENISE	250.05
SUPPLIES	MENDEZ, SOCORRO	374.35
SUPPLIES	MENZEL, CARRIE	106.93
SUPPLIES	MEREDITH, LAURINE	175.00
SUPPLIES	MERKLEY, SHAREE	111.78
SUPPLIES	MERRELL, VINCENT	7,627.18
SUPPLIES	MERRILL, NICOLE	522.67
SUPPLIES	MERRILL, SONG	420.57
SUPPLIES	MEURER, PATRICIA	371.85
SUPPLIES	MEYER, MARY	495.64
SUPPLIES	MICHELSEN, ROBIN	1,778.22
SUPPLIES	MIDAS CREEK ELEMENTARY	69,585.32
SUPPLIES	MIDDLETON, WANDA	29.19
SUPPLIES	MIETCHEN, JAMES	676.59
SUPPLIES	MILKANIN, JOSEPH	398.60
SUPPLIES	MILLER, CHRISTINE	444.33
SUPPLIES	MILLER, DAVALEE	347.56
SUPPLIES	MILLER, ELIZABETH	904.58
SUPPLIES	MILLER, HEATHER	190.67
SUPPLIES	MILLER, JENNA	462.75
SUPPLIES	MILLER, KATHARINE	248.74
SUPPLIES	MILLER, MICHELLE	186.02
SUPPLIES	MILLERBERG, KRISTIE	232.08
SUPPLIES	MILLET, KATHRYN	730.87
SUPPLIES	MILLS, ANNE	350.00
SUPPLIES	MILLS, KATHRYN	1,437.48
SUPPLIES	MILNE, SHERYL	106.10
SUPPLIES	MINNESOTA, CARI	1,530.08

DESCRIPTION	VENDOR	AMOUNT
SUPPLIES	MINO, TRINA	614.87
SUPPLIES	MITARAI, EMILY	236.71
SUPPLIES	MITCHELL, SHERYL	945.12
SUPPLIES	MITKO, EDITH	120.32
SUPPLIES	MOFFITT, JOLYNN	25.00
SUPPLIES	MONSEN, KASANDRA	332.90
SUPPLIES	MONSON, DAWN	453.58
SUPPLIES	MONSON, KIMBERLY	29.99
SUPPLIES	MONSON, SANDRA	45.00
SUPPLIES	MONSON, TODD	141.08
SUPPLIES	MONTAGUE, SANDY	38.18
SUPPLIES	MONTE VISTA ELEMENTARY	43,925.00
SUPPLIES	MONTOYA, GAYLE	98.16
SUPPLIES	MOON, ASHLEY	168.55
SUPPLIES	MOON, LINDA	63.11
SUPPLIES	MOORE, GREG	197.19
SUPPLIES	MOORE, KATIE	341.01
SUPPLIES	MOORE, STACI	275.00
SUPPLIES	MOORE, THOMAS	755.22
SUPPLIES	MOOS, MARY ANN	827.67
SUPPLIES	MORETON, MELANIE	250.09
SUPPLIES	MORGAN, ELZA	239.98
SUPPLIES	MORGAN, JODY	303.55
SUPPLIES	MORGAN, JOHN	82.02
SUPPLIES	MORIC, SELMA	398.03
SUPPLIES	MORRELL, KATIE	101.86
SUPPLIES	MORRILL, JANELLE	87.80
SUPPLIES	MORRILL, MALLORY	524.28
SUPPLIES	MORRILL, SHERRI	517.10
SUPPLIES	MORRIS, CATHERINE	581.27
SUPPLIES	MORRIS, JARED	686.40
SUPPLIES	MORRIS, LEISL	22.50
SUPPLIES	MORRIS, LESLIE	177.34
SUPPLIES	MORRIS, NICOLE	6.37
SUPPLIES	MORRISON, GENELLE	936.23
SUPPLIES	MORRISON, JENNIFER	52.41
SUPPLIES	MORRISON, SCOTT	53.33
SUPPLIES	MORSE, JENNIFER	67.03
SUPPLIES	MORTENSEN, ALICIA	372.90
SUPPLIES	MORTENSEN, ASHLEY	232.74
SUPPLIES	MORTENSEN, KAISA	175.00
SUPPLIES	MORTENSEN, LOIS	354.76
SUPPLIES	MORTON, JENNIFER	69.96
SUPPLIES	MOSS, PATRICIA	34.18
SUPPLIES	MOUNGA, SHAWNEE	110.00
SUPPLIES	MOUNTAIN SHADOWS ELEMENTARY	46,556.57
SUPPLIES	MOUNTAIN STATE SCHOOLBOOK DEPOSITORY	64,338.51
SUPPLIES	MOWER, SHAUN	77.12
SUPPLIES	MUELLER, BROOKE	268.51
SUPPLIES	MUELLER, JULIANA	95.21
SUPPLIES	MUESKE, KAYLYN	46.05
SUPPLIES	MUHLESTEIN, JILL	136.18
SUPPLIES	MUHLESTEIN, LORI	10.26
SUPPLIES	MUIR, CARRIE	225.75
SUPPLIES	MUIR, JULIE	175.00
SUPPLIES	MULLEN, REBECCA	373.29
SUPPLIES	MULLINER, JEAN	204.93
SUPPLIES	MUMFORD, MARYANN	636.55
SUPPLIES	MUNOT, RUPALI	241.30
SUPPLIES	MUNRO, JOHN	375.36
SUPPLIES	MURDOCK, LAURIE	766.60
SUPPLIES	MURRAY, STEPHANIE	237.70

DESCRIPTION	VENDOR	AMOUNT
SUPPLIES	MYERS, JO A JIRSA	325.74
SUPPLIES	MYERS, SYDNEE	28.79
SUPPLIES	NADAULD, ANGELA	600.55
SUPPLIES	NAGELI, LARISA	15.98
SUPPLIES	NAMES, TARA	25.49
SUPPLIES	NANCE, PAUL	1,149.33
SUPPLIES	NASH, AUBREE	1,301.32
SUPPLIES	NAY, ANDREA	213.95
SUPPLIES	NAYLOR, ALEESHA	139.23
SUPPLIES	NEBEKER, CRYSTAL	463.59
SUPPLIES	NEDDO, KIMBERLEE	87.24
SUPPLIES	NEIL, MARY	389.51
SUPPLIES	NELSON, ANNE	1,791.54
SUPPLIES	NELSON, CARLA	193.42
SUPPLIES	NELSON, JANALY	287.86
SUPPLIES	NELSON, KARALEE	12.74
SUPPLIES	NELSON, LORI	615.26
SUPPLIES	NEPTUNE, MACKENSIE	168.35
SUPPLIES	NETHERY, ZOII	9.96
SUPPLIES	NEWBOLD, MARCIA	1,185.81
SUPPLIES	NEWBOLD, NATALIE	175.00
SUPPLIES	NEWBROUGH, KIMBERLEE	46.33
SUPPLIES	NEWKIRK, TAMMY	65.00
SUPPLIES	NEWMAN, JULIANN	429.46
SUPPLIES	NEWMAN, SARAH	175.00
SUPPLIES	NEWMAN, TERESA	222.65
SUPPLIES	NICHOLS, ALEATH	55.11
SUPPLIES	NICHOLS, LORI	174.28
SUPPLIES	NICHOLSON, ELIZABETH	29.99
SUPPLIES	NICKERSON, LORI	150.39
SUPPLIES	NICKLE, JERIDAWN	175.00
SUPPLIES	NIELSEN, ALYSSA	574.60
SUPPLIES	NIELSEN, JANA	130.00
SUPPLIES	NIELSEN, JEANETTE	175.00
SUPPLIES	NIELSEN, LOIS	140.67
SUPPLIES	NIELSON, JAYME	342.23
SUPPLIES	NIELSON, PATRICIA	184.94
SUPPLIES	NIGH, STACEY	52.74
SUPPLIES	NIXON, MELANIE	219.78
SUPPLIES	NOBLE, ANN	185.72
SUPPLIES	NOKES, GINA	683.68
SUPPLIES	NORDBERG, JILL ANN	51.28
SUPPLIES	NORDFELT, WILLIAM	69.44
SUPPLIES	NORDICK, SHELLEY	74.67
SUPPLIES	NORRIS, KRISTIN	368.26
SUPPLIES	NORTH, LACIE	2,781.58
SUPPLIES	NUGENT, KAREN	281.73
SUPPLIES	NUNLEY, BRITTA	178.52
SUPPLIES	NUTTALL, KATHLEEN	9,122.12
SUPPLIES	NYBO, MILDRED	1,182.67
SUPPLIES	O'BRIEN, LEONEE	367.08
SUPPLIES	O'BRIEN, SHANA	175.00
SUPPLIES	O'BRIEN, VICTOR	1,169.99
SUPPLIES	O'HARA, KATHLEEN	412.04
SUPPLIES	O'NEILL, EVE	288.91
SUPPLIES	OAKCREST ELEMENTARY	43,677.01
SUPPLIES	OAKLEY, JAMILYN	175.00
SUPPLIES	OAKS, JEANNIE	175.00
SUPPLIES	OAKS, KAYLA	134.35
SUPPLIES	OCKEY, RACHEL	145.58
SUPPLIES	OCONNOR, RAMSAY	155.64
SUPPLIES	OETTLI, AMANDA	300.19

DESCRIPTION	VENDOR	AMOUNT
SUPPLIES	OGDEN, LAURA	500.59
SUPPLIES	OKELBERRY, DONETTA	689.99
SUPPLIES	OLIVER, KIMBERLY	130.86
SUPPLIES	OLIVIER, MARIA	77.04
SUPPLIES	OLSEN, JOAN	107.94
SUPPLIES	OLSEN, MARY	200.00
SUPPLIES	OLSEN, MICHAEL	598.10
SUPPLIES	OLSEN, MICHELLE	750.62
SUPPLIES	OLSEN, NANETTE	350.21
SUPPLIES	OLSEN, SUSAN	321.12
SUPPLIES	OLSEN, VICKI	100.35
SUPPLIES	OLSON, MADISON	19.00
SUPPLIES	OLSON, MEREDITH	596.79
SUPPLIES	OLSON, ROSEMARY	334.18
SUPPLIES	OLYMPIA, DANIEL	125.00
SUPPLIES	OPENSHAW, JULIE	277.35
SUPPLIES	OPHEIKENS, WILLIAM	29.81
SUPPLIES	OPIE, DAWN	23.06
SUPPLIES	OQUIRRH ELEMENTARY	37,230.59
SUPPLIES	OQUIRRH HILLS MIDDLE	69,682.69
SUPPLIES	ORENO, YUWEN	245.77
SUPPLIES	ORGILL, TAUNA	204.43
SUPPLIES	ORMSBY, SARA	103.39
SUPPLIES	ORTON, SPENCER	135.64
SUPPLIES	OSBORN, RICHARD	501.85
SUPPLIES	OSBORNE, STEPHANIE	66.94
SUPPLIES	OSTLER, ELIZABETH	29.90
SUPPLIES	OSTLER, KARISSA	132.14
SUPPLIES	OTT, SANDRA	9.70
SUPPLIES	OTTESON, SETH	575.00
SUPPLIES	OTTLEY, CELENA	160.98
SUPPLIES	OTTOSON, CHELSEA	198.80
SUPPLIES	OWEN, ALLISON	33.29
SUPPLIES	PACE, KIMBERLY YI-JIUN	2,189.78
SUPPLIES	PACE, MALLORY	102.50
SUPPLIES	PAGE, LAUREN	99.43
SUPPLIES	PALMER, AMANDA	500.00
SUPPLIES	PALMER, ROSE	127.04
SUPPLIES	PALMER, SHARRA	334.21
SUPPLIES	PALMER, VANESSA	330.09
SUPPLIES	PALOMIN, JENIFER	1,337.01
SUPPLIES	PANTER, SYLVIA	1,039.67
SUPPLIES	PAOLETTI-SCHELP, MICHELE	588.61
SUPPLIES	PARAMORE, SUSAN	1,023.18
SUPPLIES	PARK, AMY	120.88
SUPPLIES	PARK, CYNTHIA	175.00
SUPPLIES	PARKER, KRYSTAL	87.50
SUPPLIES	PARKER, WENDI	80.69
SUPPLIES	PARKES, ELIZABETH	408.21
SUPPLIES	PARRY, MARSHA	72.27
SUPPLIES	PARSELL, EMMALEE	722.17
SUPPLIES	PARSON, ELIZABETH	294.22
SUPPLIES	PARSONS, JOY	473.19
SUPPLIES	PARSONS, TRISTEN	213.46
SUPPLIES	PATRICK, KENNETH	37.16
SUPPLIES	PATTERICK, CAMEON	418.31
SUPPLIES	PAULSEN, RUSSEL	299.27
SUPPLIES	PAXTON, BELYNDA	155.05
SUPPLIES	PAYNE, JESSICA	392.74
SUPPLIES	PAYNE, SANYA	999.35
SUPPLIES	PAYTON, BROOKE	555.88
SUPPLIES	PEARCE, HARMONY	43.47

DESCRIPTION	VENDOR	AMOUNT
SUPPLIES	PEARMAIN, ELYSE	288.18
SUPPLIES	PEARSON, LISA	448.07
SUPPLIES	PEARSON, PATRICIA	320.00
SUPPLIES	PEARSON-TERRY, POLLY	169.29
SUPPLIES	PEART, JEREMY	24.45
SUPPLIES	PEART, PENNY	141.76
SUPPLIES	PECK, JESSICA	111.68
SUPPLIES	PECORELLI, TRUDY	870.51
SUPPLIES	PEDERSEN, CANDICE	276.45
SUPPLIES	PEDERSEN, HEATHER	235.62
SUPPLIES	PEDLER, PAUL	167.48
SUPPLIES	PEISLEY, SHERRI	200.58
SUPPLIES	PENDLETON, ASHLEE	652.61
SUPPLIES	PENDLETON, JANA	3,454.10
SUPPLIES	PEREGOY, HOLLY	91.17
SUPPLIES	PEREZ, JULIE	606.26
SUPPLIES	PEREZ, SHELBY	156.47
SUPPLIES	PERKINS, DENISE	173.21
SUPPLIES	PERKINS, HEIDI	117.29
SUPPLIES	PERRY, BRADLEY	175.00
SUPPLIES	PERRY, LOUENE	42.57
SUPPLIES	PETERSEN, JENNY	988.60
SUPPLIES	PETERSEN, JODI	23.21
SUPPLIES	PETERSEN, LAURIE	22.41
SUPPLIES	PETERSON, AMY	245.99
SUPPLIES	PETERSON, CHERYL	317.21
SUPPLIES	PETERSON, KAREN	306.61
SUPPLIES	PETERSON, KIMBERLY	651.87
SUPPLIES	PETERSON, LANELLE	303.75
SUPPLIES	PETERSON, LINDA	183.68
SUPPLIES	PETERSON, MARINDA	87.38
SUPPLIES	PETERSON, MICHELLE	15.00
SUPPLIES	PETERSON, RACHELLE	649.66
SUPPLIES	PETERSON, SARAH	82.53
SUPPLIES	PETERSON, SHELLY	1,172.17
SUPPLIES	PETT, ANDRIA	226.46
SUPPLIES	PETTEY, LINZI	174.38
SUPPLIES	PETTIBONE, LINDSEY	176.35
SUPPLIES	PFLIEGER, COURTNEY	278.27
SUPPLIES	PHELPS, LARRY	129.00
SUPPLIES	PHILIPPI, ASHLEY	63.96
SUPPLIES	PHILLIPS, ALLY	357.69
SUPPLIES	PHISTER, GAYLENE	288.84
SUPPLIES	PICKETT, ELIZABETH	315.61
SUPPLIES	PINKOWSKI, JENNIFER	342.60
SUPPLIES	PIPKIN, TIFFANY	224.24
SUPPLIES	PIPPIN, TAWNA	192.63
SUPPLIES	PLAYER, ALICIA	218.38
SUPPLIES	PLOURDE, AMBERLY	119.36
SUPPLIES	PLUIM, WHITNEY	431.38
SUPPLIES	PLUTA, TIMOTHY	200.00
SUPPLIES	POIRIER, SHYLAH AZIZA	376.31
SUPPLIES	POLITIS, MICKEL	186.88
SUPPLIES	POLLOCK, ELIZABETH	225.00
SUPPLIES	POMMERENING, ANGELA	599.75
SUPPLIES	POND, JENNIFER	397.05
SUPPLIES	POND, REXANNE	1,251.88
SUPPLIES	PORTER, DANNELE	143.84
SUPPLIES	PORTER, KELLEY	3,514.42
SUPPLIES	POTTER, MARLA	27.51
SUPPLIES	POUHA, SARA	454.77
SUPPLIES	POULSEN, PEPPER	4,447.48

DESCRIPTION	VENDOR	AMOUNT
SUPPLIES	POWELL, CHERYL	75.18
SUPPLIES	POWELL, THELISSA	60.06
SUPPLIES	PRATT, BECKY	511.01
SUPPLIES	PREECE, KAREN	293.02
SUPPLIES	PREECE, LUCINDA	663.97
SUPPLIES	PRESCOTT, REX	47.00
SUPPLIES	PRICE, BRANDI	12.94
SUPPLIES	PRICE, KATHLEEN	175.00
SUPPLIES	PRICE, KRISTINE	59.83
SUPPLIES	PRICE, TERRY	112.05
SUPPLIES	PRICE, TINA	278.49
SUPPLIES	PRINCE, STACEY	2,509.01
SUPPLIES	PRITCHETT, ERIN	582.60
SUPPLIES	PRITCHETT, STEPHANIE	746.34
SUPPLIES	PROBERT, KATIE	47.98
SUPPLIES	PROCTOR, CAROLA	222.52
SUPPLIES	PROWS, MANDY	411.45
SUPPLIES	PRUYT, JOLENE	175.00
SUPPLIES	PUGMIRE, TERESA	243.88
SUPPLIES	PULLAN, JOEL	232.60
SUPPLIES	PURCELL, GWENDOLYN	275.00
SUPPLIES	PURVIS, KAIJA	496.89
SUPPLIES	QUINCY, MANDY	44.14
SUPPLIES	QUINN, ANNETTE	2,397.70
SUPPLIES	QUINN, KIMBERLEE	171.43
SUPPLIES	QUISTBERG, CAROL	210.88
SUPPLIES	RACHELE-FLANERY, KAYE	335.82
SUPPLIES	RACKLEY, DEBRA	8.99
SUPPLIES	RAINES, SUSAN	1,703.33
SUPPLIES	RAISER, VIRGINIA	393.59
SUPPLIES	RAMIREZ ARROYO, RAFAEL	174.32
SUPPLIES	RAMIREZ FONSECA, STEFANIE	52.95
SUPPLIES	RAMIREZ, CAMI	205.05
SUPPLIES	RAMSAY, CAROL	147.00
SUPPLIES	RAMSAY, SHARI	296.24
SUPPLIES	RASBAND, JENNIFER	66.56
SUPPLIES	RASMUSSEN, ALICIA	176.86
SUPPLIES	RASMUSSEN, NANCY	200.66
SUPPLIES	RATIGAN, ESTHER	73.04
SUPPLIES	RAWLINSON, KALLIE	139.78
SUPPLIES	REASOR, COURTLIN	99.35
SUPPLIES	REBENTISCH, JOLYNN	164.13
SUPPLIES	REBER, MARDI	71.83
SUPPLIES	REDD, NATALIE	580.03
SUPPLIES	REDMOND, SUSAN	128.19
SUPPLIES	REECE, REBECCA	296.32
SUPPLIES	REES, JANA	413.54
SUPPLIES	REES, MELISSA	382.38
SUPPLIES	REICH, HEATHER	321.18
SUPPLIES	REICHMANN, SHELLY	150.00
SUPPLIES	REILLEY, LORI	34.19
SUPPLIES	RENDELL, REBECCA	455.27
SUPPLIES	RETTIE, SHARON	154.57
SUPPLIES	REX, TERESA	217.14
SUPPLIES	REYNOLDS, KIMBERLEE	652.78
SUPPLIES	REYNOLDS, KIMBERLY	175.00
SUPPLIES	REYNOLDS, MELISSA	340.10
SUPPLIES	REYNOLDS, SYDNEY	39.44
SUPPLIES	RICH, STEPHANIE	571.99
SUPPLIES	RICHARDS, CAROLYN	644.20
SUPPLIES	RICHARDS, JOAN	698.88
SUPPLIES	RICHARDS, PATRICE	243.52

DESCRIPTION	VENDOR	AMOUNT
SUPPLIES	RICHARDSON, ANDREA	175.00
SUPPLIES	RICHINS, KATHRYN	306.31
SUPPLIES	RICHMAN, RICK	104.37
SUPPLIES	RICKS, SARAH	261.92
SUPPLIES	RIDING, JANET	39.52
SUPPLIES	RIDING, KATHERINE	17.09
SUPPLIES	RIESGRAF, SANDRA	117.26
SUPPLIES	RINDLIBACH, TRACI	370.00
SUPPLIES	RINDLIBACHER, CODY	221.03
SUPPLIES	RINDLIBACHER, JARED	409.14
SUPPLIES	RINEHART, SHARON	97.44
SUPPLIES	RIQUINO, NATHAN	1,986.54
SUPPLIES	RITCHIE, BAILEY	358.11
SUPPLIES	RIVERS EDGE SCHOOL	43,424.58
SUPPLIES	RIVERSIDE ELEMENTARY	36,180.80
SUPPLIES	RIVERTON ELEMENTARY	48,529.70
SUPPLIES	RIVERTON HIGH	149,608.84
SUPPLIES	ROACH, ROSALYNN	73.92
SUPPLIES	ROBBINS, ANN	958.69
SUPPLIES	ROBBINS, SARAH	145.43
SUPPLIES	ROBBINS, WENDY	1,627.45
SUPPLIES	ROBERTS, JOSHUA	85.24
SUPPLIES	ROBERTS, KATHLEEN	35.51
SUPPLIES	ROBERTS, SARAH	787.83
SUPPLIES	ROBERTSON, KYLA	5.00
SUPPLIES	ROBERTSON, ROBERT	109.69
SUPPLIES	ROBINS, ELLEN	26.50
SUPPLIES	ROBINSON, CHRISTIE	771.35
SUPPLIES	ROBINSON, JENNIFER	306.82
SUPPLIES	ROBINSON, JOANNE	416.68
SUPPLIES	ROBINSON, JULIE	100.38
SUPPLIES	ROBINSON, LISA	2,162.10
SUPPLIES	ROBINSON, VICKI	416.82
SUPPLIES	ROBISON, SANDEE	1,130.91
SUPPLIES	ROBLES SALDANA, ELIZABETH	359.84
SUPPLIES	ROBSON, KRISTEN	72.99
SUPPLIES	ROE, CONNIE	134.55
SUPPLIES	ROGERS, MACHELLE	293.35
SUPPLIES	ROGERS, PATRICIA	299.78
SUPPLIES	ROGERS, SALLY	5,917.34
SUPPLIES	ROGERS, SHELLY	282.68
SUPPLIES	ROLF, REBECCA	595.54
SUPPLIES	ROLLINS, BRANDY	290.33
SUPPLIES	ROLLINS, LESLIE	59.02
SUPPLIES	ROMANS, CRYSTAL	63.03
SUPPLIES	ROMNEY, VANDALYN	3,190.49
SUPPLIES	ROMRIELL, JENNIFER	257.95
SUPPLIES	ROOLEY, ROBERT	113.48
SUPPLIES	ROPER, PRESTON	271.68
SUPPLIES	ROSAMOND ELEMENTARY	37,403.78
SUPPLIES	ROSE CREEK ELEMENTARY	75,806.71
SUPPLIES	ROSE, DIANA	800.33
SUPPLIES	ROSKELLEY, SCOTT	97.25
SUPPLIES	ROSS, LINDA	119.64
SUPPLIES	ROSSETTI, TERESA	237.41
SUPPLIES	ROSSITER, TAMRA	64.96
SUPPLIES	ROTH, AARON	171.06
SUPPLIES	ROTHE, KRISTENE	80.14
SUPPLIES	ROTHFUSS, YOLANDA	331.92
SUPPLIES	ROUNDY, GLENNA	289.12
SUPPLIES	ROUNDY-HAWORTH, LORI-KAY	30.79
SUPPLIES	ROUSE, SUZANNE	651.96

DESCRIPTION	VENDOR	AMOUNT
SUPPLIES	ROWLEY, ASHLEE	524.85
SUPPLIES	ROWLEY, CHEREE	65.96
SUPPLIES	ROWNTREE, LYNECE	349.77
SUPPLIES	RUBALCAVA, JACKIE	331.64
SUPPLIES	RUDD, APRIL	175.00
SUPPLIES	RUFF, MEGAN	80.65
SUPPLIES	RUIZ, JACQUELINE	187.37
SUPPLIES	RUSSELL, DARCI	279.80
SUPPLIES	RUSSELL, ESTHER	102.45
SUPPLIES	RUSSELL, JULIE	504.23
SUPPLIES	RUTLEDGE, KELLI	45.00
SUPPLIES	RYAN DAVIS, ORLA	100.82
SUPPLIES	RYTHER, CHRISTI	346.77
SUPPLIES	SABEY, LINDA	310.77
SUPPLIES	SADLER, EVELYN	213.25
SUPPLIES	SALL, MARGARET	47.36
SUPPLIES	SALMEN, DONNA	371.75
SUPPLIES	SAMPLE, SHERI	726.83
SUPPLIES	SAMYN, ERICKA	179.79
SUPPLIES	SANDBERG, CATHLEEN	572.81
SUPPLIES	SANDERS, BERNIECE	117.91
SUPPLIES	SANDERS, HAILEY	54.63
SUPPLIES	SANDERS, KIMBERLY	710.70
SUPPLIES	SANSOM, REBECCA	95.86
SUPPLIES	SANTOS, ARACELI	62.60
SUPPLIES	SANZENBACHER, EUGINA	208.49
SUPPLIES	SAPP-WADSWORTH, ANN CHRISTINE	203.08
SUPPLIES	SAUNDERS, BRENDY	38.12
SUPPLIES	SAUNDERS, HEATHER	76.25
SUPPLIES	SCHAETZ, TAMMY	683.64
SUPPLIES	SCHEID, ELMA	171.37
SUPPLIES	SCHERZINGER, JULIE	199.95
SUPPLIES	SCHMIDT, LEANN	378.43
SUPPLIES	SCHMIDT, TERRI	284.03
SUPPLIES	SCHRIEBER, ASHLEY	149.28
SUPPLIES	SCHVANEVELDT, GINA	312.02
SUPPLIES	SCOTT, RICHARD	36.56
SUPPLIES	SEAMAN, JULIANA	666.32
SUPPLIES	SEBRANDS, KATIE	438.21
SUPPLIES	SEE, TRACIE	93.46
SUPPLIES	SEEHUSEN, LINDA	350.00
SUPPLIES	SEELY, DOROTHY	133.79
SUPPLIES	SEITER, ELISABETH	502.41
SUPPLIES	SELK, STACY	800.06
SUPPLIES	SELL, LATISHA	188.20
SUPPLIES	SESSIONS, KIRSTEN	4,833.49
SUPPLIES	SHACKELFORD, LINDSAY	600.00
SUPPLIES	SHADDICK, DANIELLE	759.88
SUPPLIES	SHARP, JANA	1,146.43
SUPPLIES	SHAW, JASON	237.20
SUPPLIES	SHAW, KATIE	192.14
SUPPLIES	SHEFFIELD, JESSICA	673.69
SUPPLIES	SHELLEY, MARLENE	224.41
SUPPLIES	SHENK, KALOMYRA	576.33
SUPPLIES	SHEPARD, MARLENA	390.45
SUPPLIES	SHERWOOD, LINDA	299.37
SUPPLIES	SHINO, JENNIFER	400.00
SUPPLIES	SHIPLEY, KELSI	444.82
SUPPLIES	SHIPP, JESSICA	244.00
SUPPLIES	SHIRTS, JENNIFER	175.00
SUPPLIES	SHORT, TAMRA	312.19
SUPPLIES	SHULER, GAYLE	524.75

DESCRIPTION	VENDOR	AMOUNT
SUPPLIES	SHUMWAY, SUSAN	206.74
SUPPLIES	SIDDOWAY, KIMBERLEE	119.03
SUPPLIES	SIDESINGER, MARK	438.76
SUPPLIES	SIKICH, CARMA	348.73
SUPPLIES	SILLERO ARJONA, GONZALO	104.02
SUPPLIES	SILVA, WENDY	45.00
SUPPLIES	SILVER CREST ELEMENTARY	34,584.43
SUPPLIES	SIMI, KERRY	489.40
SUPPLIES	SIMISTER, PATRICIA	60.81
SUPPLIES	SIMMONS, JULIE	171.82
SUPPLIES	SIMMONS, KATHY	130.51
SUPPLIES	SIMPSON, JONATHAN	264.51
SUPPLIES	SIMPSON, VICTORIA	6.99
SUPPLIES	SKOUBYE, LENORE	646.11
SUPPLIES	SKOUSEN, MYRALYNN	45.00
SUPPLIES	SLACK, AMY	136.56
SUPPLIES	SMITH, BRITNEY	149.97
SUPPLIES	SMITH, CANDACE	248.62
SUPPLIES	SMITH, CAROLYN	284.11
SUPPLIES	SMITH, CATHY	100.44
SUPPLIES	SMITH, CINDY	749.35
SUPPLIES	SMITH, DEBRA JANE	84.40
SUPPLIES	SMITH, ELLEN	7.99
SUPPLIES	SMITH, JAYME	281.58
SUPPLIES	SMITH, JENNIFER	880.77
SUPPLIES	SMITH, JILL	75.30
SUPPLIES	SMITH, KARI	153.28
SUPPLIES	SMITH, KATELYNN	176.80
SUPPLIES	SMITH, LAURA	782.59
SUPPLIES	SMITH, MARILYN	78.31
SUPPLIES	SMITH, MARY	13.63
SUPPLIES	SMITH, MATTHEW	270.22
SUPPLIES	SMITH, MEGAN	1,551.44
SUPPLIES	SMITH, MELANIE	274.07
SUPPLIES	SMITH, MICHELLE	762.80
SUPPLIES	SMITH, MINDY	1,281.71
SUPPLIES	SMITH, RACHELLE	2,403.75
SUPPLIES	SMITH, REBECCA	4,254.46
SUPPLIES	SMITH, SARAH	109.68
SUPPLIES	SMITH, SHARON	37.84
SUPPLIES	SMOOT, MICHAEL	481.24
SUPPLIES	SNOW, DEBRA	256.39
SUPPLIES	SNOW, JANICE	168.31
SUPPLIES	SNOW, KRISTA	253.05
SUPPLIES	SOBRIO, CAROLE	345.75
SUPPLIES	SOEFFKER, TONI	98.77
SUPPLIES	SOFFE, ELIZABETH	50.00
SUPPLIES	SORENSEN, DEBBIE	308.77
SUPPLIES	SORENSEN, CRYSTAL	305.15
SUPPLIES	SORENSEN, JENILEE	592.81
SUPPLIES	SORENSEN, KELLY	175.00
SUPPLIES	SOTO, CHRISTIAN	19.95
SUPPLIES	SOUTH HILLS MIDDLE	95,966.97
SUPPLIES	SOUTH JORDAN ELEMENTARY	105,477.60
SUPPLIES	SOUTH JORDAN MIDDLE	81,134.37
SUPPLIES	SOUTH VALLEY	256,495.54
SUPPLIES	SOUTH VALLEY BOOKSTORE	288.00
SUPPLIES	SOUTHLAND ELEMENTARY	56,466.43
SUPPLIES	SOUTHWICK, JACE	143.33
SUPPLIES	SOWA, MARK	426.62
SUPPLIES	SPADE, DONNA	132.00
SUPPLIES	SPEER, LINDSAY	525.47

DESCRIPTION	VENDOR	AMOUNT
SUPPLIES	SPENCER, ANDREA	620.57
SUPPLIES	SPENCER, KAREN	196.36
SUPPLIES	SPENCER, KRISS	319.27
SUPPLIES	SPEYER, LYNETTE	87.50
SUPPLIES	SPRAGUE, KEVAN	229.82
SUPPLIES	SQUIRE, AMBER	386.03
SUPPLIES	SQUIRE, RONALD	275.90
SUPPLIES	STACEY, MICHELLE	528.65
SUPPLIES	STAFFORD, MARGARET	117.14
SUPPLIES	STALEY, DIANE	104.70
SUPPLIES	STALEY, JENNIFER	89.68
SUPPLIES	STALEY, SHEILA	186.25
SUPPLIES	STAPEL, WENDY	135.12
SUPPLIES	STAPLES, MEG	380.95
SUPPLIES	STAVES, RACHEL	13.27
SUPPLIES	STAVROS, ANNETTE	78.12
SUPPLIES	STEEL, CATHERINE	136.60
SUPPLIES	STEFFEY, EDEN	350.00
SUPPLIES	STEINER, CASSANDRA	549.79
SUPPLIES	STEPHENS, AMY	828.63
SUPPLIES	STEPHENS, BECKY	373.06
SUPPLIES	STEVENS, ASHLEY	99.64
SUPPLIES	STEVENS, BARBARA	635.42
SUPPLIES	STEVENS, TODD	109.01
SUPPLIES	STEVENSON, DAVID	0.00
SUPPLIES	STEVENSON, MANDY	100.00
SUPPLIES	STEWART, ANNETTE	293.69
SUPPLIES	STEWART, HILARY	31.58
SUPPLIES	STEWART, MARCI	7.07
SUPPLIES	STEWART-BROWNING, JOAN	731.94
SUPPLIES	STEWART-CHAVEZ, MICHELLE	63.12
SUPPLIES	STIRLAND, CARLY	276.08
SUPPLIES	STIRLAND, DARREN	745.89
SUPPLIES	STODDARD, CHARLES	135.07
SUPPLIES	STOKES, LINDA	194.67
SUPPLIES	STOKES, SUSAN	265.64
SUPPLIES	STONE, MEGAN	1,436.38
SUPPLIES	STONE, MICHAEL	701.34
SUPPLIES	STOS, CATHRYN	155.00
SUPPLIES	STOTT, CAROLE	196.93
SUPPLIES	STOTT, CHERYL	312.00
SUPPLIES	STOTT, NICOLE	111.07
SUPPLIES	STOUT, CHRISTINA	318.13
SUPPLIES	STOUT, MARIAH	37.76
SUPPLIES	STOUT, MCCALL	65.94
SUPPLIES	STOWELL, REGAN DAWN	215.20
SUPPLIES	STOWERS, KAYLA	92.15
SUPPLIES	STRALEY, BRENDA	260.71
SUPPLIES	STRANO, GEORGE	52.70
SUPPLIES	STRATE, TAMARA	14.89
SUPPLIES	STRAW, MEGAN	204.17
SUPPLIES	STREBEL, TIM	672.31
SUPPLIES	STRICKER, TONI	106.84
SUPPLIES	STRINGER, ESTHER	58.92
SUPPLIES	STRONG, CHRISTINE	258.88
SUPPLIES	STRONG, JOY	120.48
SUPPLIES	STRUTHERS, TAMMY	19.10
SUPPLIES	STUART, BROOKE	420.47
SUPPLIES	STUART, JULIE	209.88
SUPPLIES	STUBLER, GERALDINE M	219.73
SUPPLIES	STUMP, BREANNE	156.00
SUPPLIES	SU'A, PAMELA	232.47

DESCRIPTION	VENDOR	AMOUNT
SUPPLIES	SUCHIL, PRISCILLIA	267.90
SUPPLIES	SUDBURY, JACQUELINE	15.49
SUPPLIES	SUDBURY, SUSAN GRACE	178.85
SUPPLIES	SUGGS, STEVEN	290.18
SUPPLIES	SULLIVAN, CATHERINE	504.65
SUPPLIES	SUMMERS, LAURA	48.64
SUPPLIES	SUMMERS, TERRI	3,429.45
SUPPLIES	SUN, CAIPING	800.00
SUPPLIES	SUN, WEIHONG	151.09
SUPPLIES	SUNDELL, KELLI	1,632.00
SUPPLIES	SUNDRUD, ADREANN	1,015.82
SUPPLIES	SUNSET RIDGE MIDDLE	177,676.91
SUPPLIES	SUSUICO, TINA	550.62
SUPPLIES	SUTHERLAND, JULIE	2,270.35
SUPPLIES	SWANNACK, KATHRYN	1,394.26
SUPPLIES	SWANSON, KARI	503.27
SUPPLIES	SWEENEY, MORA	230.56
SUPPLIES	SWILOR, KELLI	498.82
SUPPLIES	TAFT, SHELLEY	421.65
SUPPLIES	TALLEY, LUCAS	5,877.78
SUPPLIES	TANNER, KRISTINE	382.21
SUPPLIES	TAPIA, JACLYN	175.00
SUPPLIES	TARPENNING, DIONNE	307.12
SUPPLIES	TAUTKUS, CAROLLEE	160.15
SUPPLIES	TAYLOR, AMANDA	150.67
SUPPLIES	TAYLOR, ATALIE	212.90
SUPPLIES	TAYLOR, DAWN	490.69
SUPPLIES	TAYLOR, DEBORAH	4.90
SUPPLIES	TAYLOR, ELAYNE	173.10
SUPPLIES	TAYLOR, ELLICE	516.34
SUPPLIES	TAYLOR, JANILEE	29.95
SUPPLIES	TAYLOR, KRISTI	280.35
SUPPLIES	TAYLOR, LELAND JR	53.36
SUPPLIES	TAYLOR, LIESEL	717.74
SUPPLIES	TAYLOR, MADISON	353.87
SUPPLIES	TAYLOR, REBECCA	172.98
SUPPLIES	TAYLOR, SUSAN	320.85
SUPPLIES	TAYLOR, TANDY	256.63
SUPPLIES	TEDESCHI, DEBRA	7.78
SUPPLIES	TENNANT, BRIANNE	1,429.33
SUPPLIES	TENNEY, PRESTON	685.29
SUPPLIES	TERRA LINDA ELEMENTARY	49,804.13
SUPPLIES	TERRY, KIRK	180.58
SUPPLIES	TESTER, HEATHER	1,542.93
SUPPLIES	TEXEIRA, DEBRA	53.02
SUPPLIES	THACKER, DODI	201.28
SUPPLIES	THOMAS, DARLA	1,198.50
SUPPLIES	THOMAS, KATIE	92.04
SUPPLIES	THOMAS, LETICIA	48.86
SUPPLIES	THOMAS, LOIS	698.05
SUPPLIES	THOMAS, MELANIE	97.08
SUPPLIES	THOMAS, REBEKAH	30.77
SUPPLIES	THOMPSON, APRIL	460.88
SUPPLIES	THOMPSON, DIANNE	31.01
SUPPLIES	THOMPSON, RICK	13.83
SUPPLIES	THOMPSON, ROBYN	776.17
SUPPLIES	THOMPSON, SUZANNE	533.12
SUPPLIES	THOMSON, MARIANNE	261.30
SUPPLIES	THOMSON, MARILYN	470.23
SUPPLIES	THORN, MICHELLE	77.14
SUPPLIES	THORNE, MARY	180.83
SUPPLIES	THORNTON, AUDREY	175.00

DESCRIPTION	VENDOR	AMOUNT
SUPPLIES	THREET, LORAIN GALE	647.89
SUPPLIES	THRELKELD, HEATHER	62.62
SUPPLIES	THUNELL, MELISSA	167.07
SUPPLIES	TIMOTEO, LYNSIE	50.13
SUPPLIES	TIMOTHY, TARALYN	300.00
SUPPLIES	TIMOTHY, TORI	175.00
SUPPLIES	TIMPSON, SALLY	464.49
SUPPLIES	TIMPSON, TERI	204.31
SUPPLIES	TINGEY, CYNTHIA	87.78
SUPPLIES	TINSLEY, BREANNA	180.64
SUPPLIES	TIPPETTS, NANCY	17.19
SUPPLIES	TITUS, GINA	1,159.92
SUPPLIES	TOBABEN, ALLISON	5.76
SUPPLIES	TOBIN-NICHOLS, KELLI	379.59
SUPPLIES	TOBLER, RACHEL	517.12
SUPPLIES	TODD, JAMIE	1,945.86
SUPPLIES	TODD, KAYLEE	153.96
SUPPLIES	TOLBERT, CHELSI	396.95
SUPPLIES	TOLBERT, JESSICA	174.67
SUPPLIES	TOLMAN, JACALYN	9.56
SUPPLIES	TOLMAN, SUSAN	278.18
SUPPLIES	TOOLSON, COURTNEY	290.92
SUPPLIES	TORRES, BREEANN	173.95
SUPPLIES	TRANTER, LINDA	1,914.41
SUPPLIES	TRAPANE, KORY	98.00
SUPPLIES	TREGLOWN, KIMBERLY	87.71
SUPPLIES	TREVINO-KOVACS, AMEE	263.71
SUPPLIES	TROVER, AMY	612.22
SUPPLIES	TRUJILLO RAMIREZ, DARINKA	428.93
SUPPLIES	TRUJILLO, MARTHA	544.93
SUPPLIES	TUREK, DONNA	200.20
SUPPLIES	TURNBOW, AUBREY	243.30
SUPPLIES	TURNBULL, SATOKO	228.17
SUPPLIES	TURNER, KATHLEEN	175.03
SUPPLIES	TURNER, SHAUNTI	39.46
SUPPLIES	TURVILLE, STEPHANIE	2.14
SUPPLIES	TUSO, KAYLA	463.56
SUPPLIES	TWITCHELL, JOLENE	445.98
SUPPLIES	TWITCHELL, JULIE	19.95
SUPPLIES	TYGARD, TIA	312.91
SUPPLIES	TYRRELL, LINDA MARIE	662.04
SUPPLIES	UNG, NINA	49.94
SUPPLIES	URIE, MARALYNN	31.80
SUPPLIES	URRY, ASHLEE	783.65
SUPPLIES	VALENTINE, MARCIE	94.78
SUPPLIES	VALLETT, ARDEN	78.86
SUPPLIES	VALLEY HIGH	47,482.36
SUPPLIES	VALLVERDU CORONA, MARTA	430.74
SUPPLIES	VAN LEUVEN, HARMINA	209.75
SUPPLIES	VAN TASSELL, JESSICA	175.00
SUPPLIES	VANCE, KIMBERLY	381.12
SUPPLIES	VANLEUVEN, JERI	290.36
SUPPLIES	VANZEBEN, BAILEE	966.37
SUPPLIES	VARGAS, AMIE	24.55
SUPPLIES	VAROZ, JOLI	325.89
SUPPLIES	VASKE, AMBER	321.48
SUPPLIES	VELAZQUEZ, ADRIANA	240.11
SUPPLIES	VELLUTO, SHARON	933.05
SUPPLIES	VICKERS, LORILYN	240.92
SUPPLIES	VIDETICH, CAROLYN	133.99
SUPPLIES	VIERRA, MICHAEL III	175.00
SUPPLIES	VIETTI, ALLYSON	349.90

DESCRIPTION	VENDOR	AMOUNT
SUPPLIES	VIGIL, LANI	429.90
SUPPLIES	VILLA, MARIANA	241.29
SUPPLIES	VILLAR, GLORIA NORMA	1,829.96
SUPPLIES	VOORHIES, JANICE	49.02
SUPPLIES	WADMAN, ANGELA	122.50
SUPPLIES	WADSWORTH, KIMBERLY	92.80
SUPPLIES	WAHLIN, KRISTEN	175.00
SUPPLIES	WAITE, ROCHELLE	289.94
SUPPLIES	WALBECK, NICOLE	313.39
SUPPLIES	WALKER, CHANDRA	509.40
SUPPLIES	WALKER, DANIELLE	249.52
SUPPLIES	WALKER, JULIE	100.45
SUPPLIES	WALKER, NATALIE	975.79
SUPPLIES	WALKER, STEFANIE	675.11
SUPPLIES	WALKOWSKI, AL	26.70
SUPPLIES	WALL, LORI	173.16
SUPPLIES	WALTER, KAREN	124.63
SUPPLIES	WALTERS, KATHRYN	201.83
SUPPLIES	WALTERS, KRISTEN	217.24
SUPPLIES	WALTERS, SANDRA	45.00
SUPPLIES	WALTON, FRANKIE	562.98
SUPPLIES	WALTON, THOMAS	371.06
SUPPLIES	WANG, TERESA	175.00
SUPPLIES	WANG, WEI	113.01
SUPPLIES	WANG, YEN JEN	398.29
SUPPLIES	WARBURTON, TREVOR	44.94
SUPPLIES	WARD, NANCY	462.30
SUPPLIES	WARDELL, KARRIE	359.13
SUPPLIES	WARNER, CATRINA	14.92
SUPPLIES	WARNER, CINDY	30.58
SUPPLIES	WARNER, DEBORAH	541.46
SUPPLIES	WARNER, RAHJAUN	5.34
SUPPLIES	WARNOCK, SUSAN	69.25
SUPPLIES	WARREN, AMY	52.10
SUPPLIES	WARWOOD, LINDA	608.83
SUPPLIES	WASSOM, GERTRUDE	76.22
SUPPLIES	WATKINS, CHLENA	210.01
SUPPLIES	WATKINS, JAMIE	386.87
SUPPLIES	WATKINS, JULIE	315.23
SUPPLIES	WATKINS, LUCINDA	259.32
SUPPLIES	WATSON, ADRIANE	209.40
SUPPLIES	WATSON, JESSICA	333.19
SUPPLIES	WEBB, KATHERINE	251.52
SUPPLIES	WEBB, KATHLEEN	174.93
SUPPLIES	WEBER, RACHEL	220.05
SUPPLIES	WEBSTER, JACQUELIN	1,458.69
SUPPLIES	WEBSTER, PATRICIA	8.09
SUPPLIES	WEENIG, JENNY	188.04
SUPPLIES	WEI, JIA	333.80
SUPPLIES	WEIBELL, CAROL	300.26
SUPPLIES	WELBY ELEMENTARY	102,317.99
SUPPLIES	WELCH, DEBRA	125.00
SUPPLIES	WELCKER, C PAUL	220.04
SUPPLIES	WELDY, REBECCA	370.00
SUPPLIES	WENDLING, BARBARA	931.15
SUPPLIES	WEST HILLS MIDDLE	97,082.74
SUPPLIES	WEST JORDAN ELEMENTARY	21,268.50
SUPPLIES	WEST JORDAN HIGH	104,991.61
SUPPLIES	WEST JORDAN MIDDLE	62,088.90
SUPPLIES	WESTERN, KELSEY	841.88
SUPPLIES	WESTLAND ELEMENTARY	27,238.16
SUPPLIES	WESTOVER, CINDY	11.72

DESCRIPTION	VENDOR	AMOUNT
SUPPLIES	WESTVALE ELEMENTARY	32,499.00
SUPPLIES	WESTWOOD, KENNETH	6.35
SUPPLIES	WHEATLEY, MELANIE	147.38
SUPPLIES	WHIPPLE, RILEY	297.00
SUPPLIES	WHITE, AMY	87.50
SUPPLIES	WHITE, DENISE	175.00
SUPPLIES	WHITE, ELIZABETH	730.00
SUPPLIES	WHITE, JODI	145.25
SUPPLIES	WHITE, JULIE	15.04
SUPPLIES	WHITE, KAYLENE	284.71
SUPPLIES	WHITE, KENNETH	43.14
SUPPLIES	WHITE, KIMBERLY	20.93
SUPPLIES	WHITE, LINDA	406.75
SUPPLIES	WHITE, MARTIANNE	528.72
SUPPLIES	WHITE, MARY	101.66
SUPPLIES	WHITE, MELISSA	1,178.13
SUPPLIES	WHITEFIELD, GAYLE	160.89
SUPPLIES	WHITELOCK, SHAUNA	52.10
SUPPLIES	WHITESIDE, KRISTY	164.22
SUPPLIES	WHITING, KIM	314.13
SUPPLIES	WHITTAKER, CAROL	496.00
SUPPLIES	WHITTAKER, PATRICIA	32.87
SUPPLIES	WIEST, HEATHER	319.99
SUPPLIES	WIGHTMAN, BARBARA	893.94
SUPPLIES	WILCOX, JOANN	1,284.85
SUPPLIES	WILCOX, JULIANA	105.56
SUPPLIES	WILEY, LORI	826.38
SUPPLIES	WILHELM, JAMIE	124.49
SUPPLIES	WILLARDSON, DIANE	930.81
SUPPLIES	WILLIAMS, ASHLEY	668.12
SUPPLIES	WILLIAMS, JACOB	69.36
SUPPLIES	WILLIAMS, JAYMIE	715.28
SUPPLIES	WILLIAMS, KAREN	182.17
SUPPLIES	WILLIAMS, LYNSEY	217.96
SUPPLIES	WILLIAMS, MARY	998.81
SUPPLIES	WILLIAMS, NICOLE	138.38
SUPPLIES	WILLIAMS, SARA	171.28
SUPPLIES	WILLIAMS, SHELLEY	108.53
SUPPLIES	WILLIAMS, SUSAN	275.31
SUPPLIES	WILLIAMS, SUZANNE	1,046.77
SUPPLIES	WILLISON, DONNA	1,992.54
SUPPLIES	WILLSON, SHELLEY	1,203.45
SUPPLIES	WILLSON, WILLIAM	168.46
SUPPLIES	WILSON, ALYSSA	291.01
SUPPLIES	WILSON, BRETT	126.01
SUPPLIES	WILSON, CHERIE	62.47
SUPPLIES	WILSON, CURTIS	353.66
SUPPLIES	WILSON, GLORIA	177.15
SUPPLIES	WILSON, JESSICA	753.65
SUPPLIES	WILSON, LISA	107.83
SUPPLIES	WILSON, LORIANNE	10.90
SUPPLIES	WILSON, MEGAN	4,210.70
SUPPLIES	WING, GEORGIA	45.96
SUPPLIES	WING, JULIANNA	677.51
SUPPLIES	WINTER, HEATHER	319.20
SUPPLIES	WITKOWSKI, REBECCA	669.49
SUPPLIES	WITT-ROPER, DIANE	494.45
SUPPLIES	WITTKE, KATHLEEN	160.17
SUPPLIES	WOFFINDEN, HEATHER	618.53
SUPPLIES	WOJEWODA, ELISE	16.03
SUPPLIES	WOOD, CINDY	117.64
SUPPLIES	WOOD, DEBORAH	306.03

DESCRIPTION	VENDOR	AMOUNT
SUPPLIES	WOOD, JENNIFER	122.99
SUPPLIES	WOOD, LINDA	18.63
SUPPLIES	WOOD, TASHALYN	207.74
SUPPLIES	WOODALL, DIANE	241.93
SUPPLIES	WOODBURY, NEELEY	489.09
SUPPLIES	WOODWARD, JANET	425.60
SUPPLIES	WOOLF, ISAAC	542.95
SUPPLIES	WOOLF, LINDA	907.69
SUPPLIES	WOOTTON, CLAYTON	275.45
SUPPLIES	WORKMAN, TINA	249.48
SUPPLIES	WORLEY, THERESA	241.78
SUPPLIES	WORNER, JOELEN	1,161.59
SUPPLIES	WORTHEN, STEFANI	4.19
SUPPLIES	WORTHINGTON, SHAUNA	190.47
SUPPLIES	WORWOOD, BECKY	192.69
SUPPLIES	WOUDEN, JORDAN	87.50
SUPPLIES	WRAY, MARK	38.89
SUPPLIES	WRIDE, KATHY	266.84
SUPPLIES	WRIGHT, CHERILYN	50.84
SUPPLIES	WRIGHT, HEATHER	172.26
SUPPLIES	WRIGHT, JANA	435.89
SUPPLIES	WRIGHT, REBECCA	217.61
SUPPLIES	WU, SIYAO	90.86
SUPPLIES	XIE, JING	335.62
SUPPLIES	XIE, YILAN	166.29
SUPPLIES	YANCEY, ADRIENNE	231.77
SUPPLIES	YATES, CAROLEE	66.76
SUPPLIES	YAWN, GYORGE	16.02
SUPPLIES	YBARBO, NICOLE	160.44
SUPPLIES	YEN, HSIU-CHEN	2,424.62
SUPPLIES	YIN, LI	196.86
SUPPLIES	YOCUM, DANA	186.32
SUPPLIES	YOUNG, DAVID	343.28
SUPPLIES	YOUNG, GERRY	249.66
SUPPLIES	YOUNG, KALEB	57.61
SUPPLIES	YOUNG, SOMMER	58.19
SUPPLIES	YOUTZ, BRYAN	157.21
SUPPLIES	ZANDER, KIRK	1,250.40
SUPPLIES	ZAROGOZA, KATIE	257.24
SUPPLIES	ZEALLEY, PATTI	315.90
SUPPLIES	ZEIBIG, LAUREL	1,630.43
TEACHERS	BOURBEAU, SIU YEIN SOU	5,059.00
TEACHERS	ELK RIDGE MIDDLE	221.24
TECHNOLOGY SUPPLIES	ALDER, MIKOL	23.23
TECHNOLOGY SUPPLIES	ALEXANDER, KRISTIE	268.88
TECHNOLOGY SUPPLIES	ALLRED, CHERYL	59.95
TECHNOLOGY SUPPLIES	ANDERSON, LISA	178.08
TECHNOLOGY SUPPLIES	APPLE COMPUTER INC	767,229.91
TECHNOLOGY SUPPLIES	BECK, JODILYN	320.00
TECHNOLOGY SUPPLIES	BIANUCCI, JANE	80.63
TECHNOLOGY SUPPLIES	BOYD, LAURA	39.52
TECHNOLOGY SUPPLIES	BRECHT, LEILANI	170.95
TECHNOLOGY SUPPLIES	CAVANAUGH, EMILY	149.45
TECHNOLOGY SUPPLIES	CHAMBERLAIN, SHELLEY	25.48
TECHNOLOGY SUPPLIES	CID, KRISTIANNE	8.86
TECHNOLOGY SUPPLIES	COPPER HILLS HIGH	69.26
TECHNOLOGY SUPPLIES	COPPER MOUNTAIN MIDDLE	12.80
TECHNOLOGY SUPPLIES	COWAN, LISA	52.13
TECHNOLOGY SUPPLIES	CUDNEY, CYNTHIA	68.34
TECHNOLOGY SUPPLIES	FERGUSON, LAURA	31.29
TECHNOLOGY SUPPLIES	FORT HERRIMAN MIDDLE	190.17
TECHNOLOGY SUPPLIES	FULLMER, JOLEEN	303.64

DESCRIPTION	VENDOR	AMOUNT
TECHNOLOGY SUPPLIES	GWILLIAM, CHARLES	267.04
TECHNOLOGY SUPPLIES	HANSEN, NICHOLAS	178.71
TECHNOLOGY SUPPLIES	HEAPS, ABBIE	44.28
TECHNOLOGY SUPPLIES	HENDRICKSON, HEIDI	8.52
TECHNOLOGY SUPPLIES	HIGHAM, DEANNA	73.86
TECHNOLOGY SUPPLIES	HOFFMANN, JANET	108.74
TECHNOLOGY SUPPLIES	HURST, COURTNEY	39.95
TECHNOLOGY SUPPLIES	JATC-SOUTH	139.00
TECHNOLOGY SUPPLIES	JOEL P JENSEN MIDDLE	499.00
TECHNOLOGY SUPPLIES	JOHNSON, SARAH	19.95
TECHNOLOGY SUPPLIES	KAMMERMAN, RANDALL	537.95
TECHNOLOGY SUPPLIES	KAURI SUE HAMILTON SCHOOL	2,586.48
TECHNOLOGY SUPPLIES	KNECHT, HEATHER	39.00
TECHNOLOGY SUPPLIES	KRANS, CHRISTAR	192.30
TECHNOLOGY SUPPLIES	KRUGER, LINDA	529.15
TECHNOLOGY SUPPLIES	LEE, TONI	39.97
TECHNOLOGY SUPPLIES	LIMB, GARTH	126.51
TECHNOLOGY SUPPLIES	LINGMANN, RAINA	515.32
TECHNOLOGY SUPPLIES	LUNDBLAD, AARON	935.60
TECHNOLOGY SUPPLIES	MANGUM, OLIVIA	106.00
TECHNOLOGY SUPPLIES	MCDOUGAL, PAULETTE	24.22
TECHNOLOGY SUPPLIES	MILLER, ELIZABETH	69.75
TECHNOLOGY SUPPLIES	MORRISON, GENELLE	27.99
TECHNOLOGY SUPPLIES	MUHLESTEIN, JILL	38.82
TECHNOLOGY SUPPLIES	NELSON, CARLA	256.43
TECHNOLOGY SUPPLIES	ORMSBY, SARA	8.54
TECHNOLOGY SUPPLIES	PACKARD, LAURA L	175.00
TECHNOLOGY SUPPLIES	PETERSON, RACHELLE	350.00
TECHNOLOGY SUPPLIES	POTTER, MARLA	31.04
TECHNOLOGY SUPPLIES	PROBERT, KATIE	28.45
TECHNOLOGY SUPPLIES	PULLAN, JOEL	10.67
TECHNOLOGY SUPPLIES	RAMIREZ, CAMI	19.95
TECHNOLOGY SUPPLIES	REYNOLDS, MELISSA	382.52
TECHNOLOGY SUPPLIES	RIGBY, REBECCA	29.79
TECHNOLOGY SUPPLIES	RIVERS EDGE SCHOOL	42.72
TECHNOLOGY SUPPLIES	RIVERTON HIGH	11,045.04
TECHNOLOGY SUPPLIES	ROLLINS, BRANDY	78.97
TECHNOLOGY SUPPLIES	SILLERO ARJONA, GONZALO	481.71
TECHNOLOGY SUPPLIES	SMITH, MICHELLE	9.99
TECHNOLOGY SUPPLIES	SOUTH VALLEY	116.99
TECHNOLOGY SUPPLIES	STOUT, CHRISTINA	228.21
TECHNOLOGY SUPPLIES	SUDBURY, JACQUELINE	48.06
TECHNOLOGY SUPPLIES	SUNSET RIDGE MIDDLE	472.41
TECHNOLOGY SUPPLIES	TUREK, DONNA	149.56
TECHNOLOGY SUPPLIES	TYRRELL, LINDA MARIE	84.41
TECHNOLOGY SUPPLIES	VALLEY HIGH	1,797.00
TECHNOLOGY SUPPLIES	WEIBELL, CAROL	95.54
TECHNOLOGY SUPPLIES	WEST HILLS MIDDLE	44.00
TECHNOLOGY SUPPLIES	WILHELM, JAMIE	32.06
TECHNOLOGY SUPPLIES	ZEALLEY, PATTI	67.97
TELEPHONE	BAKER, CAMILLE	372.30
TELEPHONE	BOYD, LAURA	29.20
TELEPHONE	DUNHAM, STEVEN	5,834.36
TELEPHONE	FENANDER, REBECCA	135.60
TELEPHONE	FRANCO, FULVIA	200.00
TELEPHONE	GENTRY, BARBARA	23.40
TELEPHONE	GLADE, CLAIRE	511.70
TELEPHONE	GROSH, JENNIFER	83.60
TELEPHONE	IDDINGS, SCOTT	405.00
TELEPHONE	JOLLEY, D BURKE	112.71
TELEPHONE	JORDAN CHILD DEVELOPMENT CENTER	860.69
TELEPHONE	LATTIN, REMY	9.90

DESCRIPTION	VENDOR	AMOUNT
TELEPHONE	MARSDEN, JO AN	231.30
TELEPHONE	MUIR, BONNIE	1,540.00
TELEPHONE	NANCE, PAUL	1,030.20
TELEPHONE	SAMPLE, SHERI	1,441.00
TELEPHONE	SCHMIDT, TERRI	204.00
TELEPHONE	SOUTH VALLEY	20,332.98
TELEPHONE	SUNSET RIDGE MIDDLE	513.42
TELEPHONE	TAYLOR, DEANNA	2,187.10
TELEPHONE	VILLAR, GLORIA NORMA	18.70
TELEPHONE	WOOD, AMY	549.50
TESTING FEES	HARWOOD, STEVEN	35.00
TESTING FEES	LAFRANCA, JULIE	35.00
TESTING FEES	MCFARLAND, SZU YING	200.00
TESTING FEES	STOWELL, ANNE	35.00
TEXTBOOK FEES	WEST JORDAN HIGH	-170,350.00
TEXTBOOKS	ADAIR, ALYSSA	196.64
TEXTBOOKS	ADAMS, STEPHANIE	90.56
TEXTBOOKS	ALLEN, AMY	74.74
TEXTBOOKS	ALLEN, BRITTANY	65.05
TEXTBOOKS	ALLEN, VALERIE	179.48
TEXTBOOKS	ANDERSON, BRENDA	126.84
TEXTBOOKS	ANDERSON, CYNTHIA	40.00
TEXTBOOKS	ANDERSON, JULIANA	167.65
TEXTBOOKS	ARENAS, ALISHA	36.00
TEXTBOOKS	ARKO, ALLEN	211.02
TEXTBOOKS	ARNOLD, CHRISTY	125.00
TEXTBOOKS	ASTON, CARLY	61.45
TEXTBOOKS	BAKER, KIM	338.78
TEXTBOOKS	BARBIERO, JANET	36.09
TEXTBOOKS	BARDOLPH, LIZA	95.97
TEXTBOOKS	BARNSON, JULIE	300.00
TEXTBOOKS	BARTON, ALICIA	150.00
TEXTBOOKS	BARTON, KRISTEN	17.04
TEXTBOOKS	BARTON, LAURA	300.00
TEXTBOOKS	BASKETT, KELLI	25.00
TEXTBOOKS	BIANUCCI, JANE	95.47
TEXTBOOKS	BINGHAM HIGH	28,572.92
TEXTBOOKS	BIRRELL, JENNIFER	180.58
TEXTBOOKS	BLUFFDALE ELEMENTARY	3,429.08
TEXTBOOKS	BODTCHER, JULIE	1,561.77
TEXTBOOKS	BOWEN, KAYLI	293.00
TEXTBOOKS	BULLOCK, ROBYN	3,115.00
TEXTBOOKS	BURGE, LINDSAY	98.67
TEXTBOOKS	BURK, KAREN	315.21
TEXTBOOKS	BUTTERFIELD CANYON ELEMENTARY	3,721.36
TEXTBOOKS	BYRON, SARA	60.83
TEXTBOOKS	CARTER, LINDA	21.96
TEXTBOOKS	CHANDLER, PEGGY	55.28
TEXTBOOKS	CHANG, CAMMIE ANN	75.00
TEXTBOOKS	CHRISTENSEN, SONJA	482.90
TEXTBOOKS	CHUANG, MIN HAO	129.22
TEXTBOOKS	CLAYTON, JESSICA	74.00
TEXTBOOKS	CLEMENTS, STACY	29.98
TEXTBOOKS	CLIFFORD, DANIELLE	150.00
TEXTBOOKS	CLOWARD, KATRINA	32.44
TEXTBOOKS	COLEMAN, RACHAEL	535.81
TEXTBOOKS	COLUMBIA ELEMENTARY	294.96
TEXTBOOKS	COPPER CANYON ELEMENTARY	4,818.05
TEXTBOOKS	COPPER HILLS HIGH	4,101.85
TEXTBOOKS	COPPER MOUNTAIN MIDDLE	1,061.91
TEXTBOOKS	COULAM, JENNIFER	140.53
TEXTBOOKS	DAYBREAK ELEMENTARY	12,421.59

DESCRIPTION	VENDOR	AMOUNT
TEXTBOOKS	DEMPSEY, MARK	216.00
TEXTBOOKS	EASTLAKE ELEMENTARY	3,215.31
TEXTBOOKS	EASTMAN, MELINDA	69.53
TEXTBOOKS	EDWARDS, JEREMIAH	86.48
TEXTBOOKS	EIXENBERGER, LISA	406.00
TEXTBOOKS	ELK MEADOWS ELEMENTARY	4,664.08
TEXTBOOKS	ELK RIDGE MIDDLE	7,644.65
TEXTBOOKS	EPPERSON, CINDY	642.37
TEXTBOOKS	EPPERSON, JENNIFER	895.50
TEXTBOOKS	ERDMANN, MARY ANN	38.43
TEXTBOOKS	FALCON RIDGE ELEMENTARY	83.05
TEXTBOOKS	FIELDS, AMBER	350.00
TEXTBOOKS	FLATT, SHELBY	75.00
TEXTBOOKS	FOOTHILLS ELEMENTARY	1,669.65
TEXTBOOKS	FORT HERRIMAN MIDDLE	7,980.00
TEXTBOOKS	FOX HOLLOW ELEMENTARY	1,454.51
TEXTBOOKS	FRANCYK-WELLS, TARA	399.92
TEXTBOOKS	FRISCHKNECHT, MCRAE	14.35
TEXTBOOKS	GAMMELL, CAMI	226.00
TEXTBOOKS	GARBER, MELISSA	207.48
TEXTBOOKS	GARBETT, RITA	467.70
TEXTBOOKS	GARDNER, WENDY	300.00
TEXTBOOKS	GILLESPIE, ANNA	23.08
TEXTBOOKS	GOODRICH, KENNETH	131.64
TEXTBOOKS	GOTAY, ERIN	168.20
TEXTBOOKS	GOTBERG, PATRICIA	271.72
TEXTBOOKS	GUO, HUA	39.84
TEXTBOOKS	HANSON, MARY	227.88
TEXTBOOKS	HARDINGER, TIFFANY	20.99
TEXTBOOKS	HARRIS, MEGAN	113.02
TEXTBOOKS	HAYDEN PEAK ELEMENTARY	2,581.61
TEXTBOOKS	HEARTLAND ELEMENTARY	1,489.62
TEXTBOOKS	HERRIMAN ELEMENTARY	1,719.99
TEXTBOOKS	HERRIMAN HIGH SCHOOL	32,707.87
TEXTBOOKS	HOLLAND, DIANE	42.95
TEXTBOOKS	HOOPER, SHANNEL	832.54
TEXTBOOKS	HUANG, YUFANG	61.79
TEXTBOOKS	HUFFMAN, JULIE	22.43
TEXTBOOKS	HULTBERG, JOSEPH	188.52
TEXTBOOKS	ITAAEHAU, MAILANI	246.86
TEXTBOOKS	JACOBSON, KELSEY	28.21
TEXTBOOKS	JATC-NORTH	1,114.47
TEXTBOOKS	JENSEN, MANDI	198.07
TEXTBOOKS	JENSEN, MARYANN	27.00
TEXTBOOKS	JENSEN, NATALIE	297.62
TEXTBOOKS	JENSEN, TRISHA	12.76
TEXTBOOKS	JENSON, JENNIFER	392.51
TEXTBOOKS	JOHNSEN, STACEY	141.74
TEXTBOOKS	JOHNSON, EMILY	3.99
TEXTBOOKS	JOHNSON, HIEDI	300.00
TEXTBOOKS	JOHNSON, HOLLY	296.24
TEXTBOOKS	JOHNSON, JACLYN	299.54
TEXTBOOKS	JOHNSON, SARAH	25.39
TEXTBOOKS	JOLLEY, SANDRA	95.11
TEXTBOOKS	JONES, KATIE	77.96
TEXTBOOKS	JOOS, JENNIFER	50.32
TEXTBOOKS	JORDAN HILLS ELEMENTARY	4,129.43
TEXTBOOKS	JORDAN RIDGE ELEMENTARY	5,359.68
TEXTBOOKS	JORGENSEN, LYNETTE	53.28
TEXTBOOKS	KANG, XIAOMIN	58.16
TEXTBOOKS	KARTCHNER, CAMILLE	389.60
TEXTBOOKS	KAURI SUE HAMILTON SCHOOL	129.20

DESCRIPTION	VENDOR	AMOUNT
TEXTBOOKS	KELLER, TRISHA	53.00
TEXTBOOKS	KENDAL, DERMOT	80.11
TEXTBOOKS	KOONTZ, ROXANNE	50.00
TEXTBOOKS	KORONES, ROBIN	50.00
TEXTBOOKS	LARSON, BRITTANY	135.86
TEXTBOOKS	LAVIN, CHERIE	44.93
TEXTBOOKS	LESLIE, KELLEEN	116.00
TEXTBOOKS	LEWIS, ENID	457.10
TEXTBOOKS	LIANG, WEI	239.81
TEXTBOOKS	LIM ANDERSON, SZE	23.86
TEXTBOOKS	LOOSLI, ROBERTA	239.82
TEXTBOOKS	LOUK, JESSICA	677.00
TEXTBOOKS	LUCAS, SHANE	930.95
TEXTBOOKS	MAIR, AMANDA	27.95
TEXTBOOKS	MAJESTIC ELEMENTARY	575.91
TEXTBOOKS	MANN, KAREN	184.95
TEXTBOOKS	MARIANI, BECKY	565.60
TEXTBOOKS	MARQUEZ, DANIEL	187.82
TEXTBOOKS	MARTINEZ, ANTHONY	39.40
TEXTBOOKS	MCALLISTER, ZELDA	90.33
TEXTBOOKS	MCCURDY, TRACY	16.99
TEXTBOOKS	MCDUGAL, PAULETTE	1,009.85
TEXTBOOKS	MCFARLAND, SZU YING	57.74
TEXTBOOKS	MCKEE, HEATHER	300.00
TEXTBOOKS	MCKENZIE, REBECCA	56.79
TEXTBOOKS	MELTON, JACQUE	45.81
TEXTBOOKS	MERRILL, SONG	159.49
TEXTBOOKS	MEURER, PATRICIA	31.97
TEXTBOOKS	MIDAS CREEK ELEMENTARY	1,160.61
TEXTBOOKS	MILLS, KATHRYN	76.27
TEXTBOOKS	MONTE VISTA ELEMENTARY	405.95
TEXTBOOKS	MORRIS, JARED	301.00
TEXTBOOKS	MOUNTAIN SHADOWS ELEMENTARY	1,780.17
TEXTBOOKS	MOUNTAIN STATE SCHOOLBOOK DEPOSITORY	609,424.04
TEXTBOOKS	MUELLER, BROOKE	29.29
TEXTBOOKS	MURRAY, STEPHANIE	24.00
TEXTBOOKS	NEWMAN, TERESA	75.00
TEXTBOOKS	NIELSEN, JEANETTE	276.68
TEXTBOOKS	NUGENT, KAREN	149.00
TEXTBOOKS	O'HARA, KATHLEEN	125.91
TEXTBOOKS	OAKCREST ELEMENTARY	7,201.28
TEXTBOOKS	OKELBERRY, DONETTA	44.60
TEXTBOOKS	OLSEN, MICHAEL	555.92
TEXTBOOKS	OLSEN, NANETTE	143.15
TEXTBOOKS	OPENSHAW, JULIE	41.28
TEXTBOOKS	OQUIRRH ELEMENTARY	142.42
TEXTBOOKS	OQUIRRH HILLS MIDDLE	1,271.60
TEXTBOOKS	OSBORN, CAMILLE	411.31
TEXTBOOKS	OSBORNE, STEPHANIE	71.28
TEXTBOOKS	OTTOSON, CHELSEA	63.36
TEXTBOOKS	PACE, MALLORY	227.89
TEXTBOOKS	PARSONS, JOY	110.00
TEXTBOOKS	PATTERICK, CAMEON	152.56
TEXTBOOKS	PAYNE, SANYA	125.00
TEXTBOOKS	PEDERSEN, CANDICE	81.00
TEXTBOOKS	PERRY, LOUENE	140.00
TEXTBOOKS	POLLOCK, ELIZABETH	75.00
TEXTBOOKS	PREECE, KAREN	167.99
TEXTBOOKS	PROBERT, KATIE	89.38
TEXTBOOKS	RAINBOW BOOK COMPANY	538.23
TEXTBOOKS	RAISER, VIRGINIA	30.69
TEXTBOOKS	RAMIREZ, CAMI	50.00

DESCRIPTION	VENDOR	AMOUNT
TEXTBOOKS	RICHMAN, RICK	85.98
TEXTBOOKS	RIVERSIDE ELEMENTARY	12,439.71
TEXTBOOKS	RIVERTON ELEMENTARY	3,672.43
TEXTBOOKS	RIVERTON HIGH	25,895.92
TEXTBOOKS	ROBISON, SANDEE	87.97
TEXTBOOKS	ROLLINS, BRANDY	112.00
TEXTBOOKS	ROSAMOND ELEMENTARY	128.58
TEXTBOOKS	ROSE CREEK ELEMENTARY	12,774.89
TEXTBOOKS	ROSE, DIANA	15.07
TEXTBOOKS	ROUNDY, GLENNA	43.08
TEXTBOOKS	RUSSELL, DARCI	300.00
TEXTBOOKS	SCHMIDT, TERRI	109.24
TEXTBOOKS	SHADDICK, DANIELLE	27.00
TEXTBOOKS	SHEFFIELD, JESSICA	199.93
TEXTBOOKS	SHULER, GAYLE	60.56
TEXTBOOKS	SMITH, CAROLYN	19.01
TEXTBOOKS	SMITH, MATTHEW	498.11
TEXTBOOKS	SMITH, MEGAN	97.46
TEXTBOOKS	SMITH, RACHELLE	317.89
TEXTBOOKS	SOUTH HILLS MIDDLE	3,062.67
TEXTBOOKS	SOUTH JORDAN ELEMENTARY	5,453.13
TEXTBOOKS	SOUTH JORDAN MIDDLE	1,793.85
TEXTBOOKS	SOUTHLAND ELEMENTARY	1,163.00
TEXTBOOKS	STEVENS, TODD	144.42
TEXTBOOKS	STEWART-BROWNING, JOAN	295.47
TEXTBOOKS	STIRLAND, DARREN	230.88
TEXTBOOKS	STRALEY, BRENDA	91.29
TEXTBOOKS	SU'A, PAMELA	82.50
TEXTBOOKS	SUNDRUD, ADREANN	42.71
TEXTBOOKS	SUNSET RIDGE MIDDLE	11,901.86
TEXTBOOKS	TAYLOR, ELAYNE	13.61
TEXTBOOKS	TERRA LINDA ELEMENTARY	6,823.62
TEXTBOOKS	THOMPSON, SUZANNE	443.70
TEXTBOOKS	TYRRELL, LINDA MARIE	205.90
TEXTBOOKS	URIE, MARALYNN	370.69
TEXTBOOKS	VALLEY HIGH	6,257.38
TEXTBOOKS	VELAZQUEZ, ADRIANA	300.00
TEXTBOOKS	VILLAR, GLORIA NORMA	80.00
TEXTBOOKS	WARD, NANCY	194.55
TEXTBOOKS	WASSOM, GERTRUDE	226.76
TEXTBOOKS	WEBB, KATHERINE	148.48
TEXTBOOKS	WEBSTER, JACQUELIN	172.29
TEXTBOOKS	WEBSTER, PATRICIA	225.39
TEXTBOOKS	WELBY ELEMENTARY	11,431.67
TEXTBOOKS	WENDLING, BARBARA	90.80
TEXTBOOKS	WEST HILLS MIDDLE	9,038.64
TEXTBOOKS	WEST JORDAN ELEMENTARY	988.83
TEXTBOOKS	WEST JORDAN HIGH	5,824.13
TEXTBOOKS	WEST JORDAN MIDDLE	3,637.98
TEXTBOOKS	WESTLAND ELEMENTARY	214.51
TEXTBOOKS	WESTVALE ELEMENTARY	131.34
TEXTBOOKS	WHITE, MARY	138.00
TEXTBOOKS	WILCOX, JOANN	134.97
TEXTBOOKS	WILLARDSON, DIANE	92.92
TEXTBOOKS	WILLIAMS, ASHLEY	788.14
TEXTBOOKS	WILLISON, DONNA	28.20
TEXTBOOKS	WILSON, MEGAN	1,495.99
TEXTBOOKS	WORTHINGTON, SHAUNA	137.53
TEXTBOOKS	ZANDER, KIRK	250.52
TEXTBOOKS	ZEALLEY, PATTI	300.00
TRAINING	CURTIS, KEN	50.00
TRAVEL CONVENTION	ABPLANALP, SANDRA	1,221.02

DESCRIPTION	VENDOR	AMOUNT
TRAVEL CONVENTION	ADAMS, AMY	856.32
TRAVEL CONVENTION	ADAMS, JENNIFER	206.00
TRAVEL CONVENTION	ADAMS, SANDRA	233.00
TRAVEL CONVENTION	ADAMS, STEPHANIE	17.00
TRAVEL CONVENTION	ALAND, ASHLEY	133.32
TRAVEL CONVENTION	ALGER, BUDDY	424.00
TRAVEL CONVENTION	ALLEN, AMY	156.00
TRAVEL CONVENTION	ALLEN, ANGELA	305.00
TRAVEL CONVENTION	ALLEN, DOUGLAS	783.51
TRAVEL CONVENTION	ALLRED, LYNN	882.53
TRAVEL CONVENTION	ANDERSON, BRENDA	3,228.88
TRAVEL CONVENTION	ANDERSON, CATHERINE	803.32
TRAVEL CONVENTION	ANDERSON, MICHAEL	3,260.57
TRAVEL CONVENTION	ANDERSON, SALLY	329.32
TRAVEL CONVENTION	ANDOLSEK, MICHAEL	1,028.19
TRAVEL CONVENTION	APPLE COMPUTER INC	1,829.00
TRAVEL CONVENTION	ARGYLE, PAUL	182.00
TRAVEL CONVENTION	ARKO, ALLEN	1,461.97
TRAVEL CONVENTION	ARKO, CHARLENE	1,387.12
TRAVEL CONVENTION	ARTHUR, ROBERT	269.00
TRAVEL CONVENTION	ASAY, CYDNEY	1,151.00
TRAVEL CONVENTION	ATKINSON, BOYD	1,993.78
TRAVEL CONVENTION	ATWOOD, JENNIFER	823.20
TRAVEL CONVENTION	ATWOOD, TAMARA	381.00
TRAVEL CONVENTION	BAILEY, CONNIE	1,905.00
TRAVEL CONVENTION	BAKER, CAMILLE	163.20
TRAVEL CONVENTION	BAKER, CHRISTY	258.75
TRAVEL CONVENTION	BAKER, JULIE	133.32
TRAVEL CONVENTION	BAKER, KIM	755.32
TRAVEL CONVENTION	BALL, ERICA	357.92
TRAVEL CONVENTION	BALLARD, DEBBIE	2,182.60
TRAVEL CONVENTION	BANNER, VICKIE	218.00
TRAVEL CONVENTION	BARNES, APRIL	752.00
TRAVEL CONVENTION	BARNHURST, REBECCA	353.32
TRAVEL CONVENTION	BARRON, HENNI	394.00
TRAVEL CONVENTION	BARTHOLOMEW, BRADY	215.00
TRAVEL CONVENTION	BARTON, KEVIN	1,082.32
TRAVEL CONVENTION	BASTIAN, KATIE	674.32
TRAVEL CONVENTION	BAUMGART, JENNA	262.00
TRAVEL CONVENTION	BEARDEN, SULA	553.00
TRAVEL CONVENTION	BECK, JODILYN	1,067.64
TRAVEL CONVENTION	BECKETT, HARRISON JR	1,242.64
TRAVEL CONVENTION	BEESEY, JEFFREY	652.40
TRAVEL CONVENTION	BELL, HOLLY	156.00
TRAVEL CONVENTION	BENSON, LAURIE	328.32
TRAVEL CONVENTION	BENTLEY, WYATT	300.00
TRAVEL CONVENTION	BERG, SHAUNA	671.00
TRAVEL CONVENTION	BERGERA, PAUL	1,112.00
TRAVEL CONVENTION	BERNINI, JAMES	283.66
TRAVEL CONVENTION	BEZANSON, RICHARD	312.00
TRAVEL CONVENTION	BINGHAM HIGH	89,651.79
TRAVEL CONVENTION	BIRCH, JAMES	1,182.00
TRAVEL CONVENTION	BIRD, DEVIN	62.00
TRAVEL CONVENTION	BIRD, EDITH	404.00
TRAVEL CONVENTION	BIRD, KIRK	186.00
TRAVEL CONVENTION	BIRD, RON	156.00
TRAVEL CONVENTION	BIRD, TAMRA	176.66
TRAVEL CONVENTION	BISHOP, ROBYN	676.25
TRAVEL CONVENTION	BODELL, DONNA	162.64
TRAVEL CONVENTION	BODTCHER, JULIE	353.32
TRAVEL CONVENTION	BOEHME, AMY	211.84
TRAVEL CONVENTION	BOJAK, RICHARD	399.44

DESCRIPTION	VENDOR	AMOUNT
TRAVEL CONVENTION	BONA, CAROLYN	1,160.00
TRAVEL CONVENTION	BOSHARD, JAMES	944.72
TRAVEL CONVENTION	BOUILLON, RITA	1,925.76
TRAVEL CONVENTION	BOURGEOIS, DAN	964.40
TRAVEL CONVENTION	BOWEN, JENNIFER	899.79
TRAVEL CONVENTION	BOWSER, CYNTHIA	303.32
TRAVEL CONVENTION	BOYLES, ANGELIQUE	50.00
TRAVEL CONVENTION	BRADBURY, MARY	191.42
TRAVEL CONVENTION	BRADSHAW, JACOB	251.00
TRAVEL CONVENTION	BRADY, RENAE	304.72
TRAVEL CONVENTION	BREY, DEBORAH	1,215.95
TRAVEL CONVENTION	BROOKS, TIMOTHY	1,822.75
TRAVEL CONVENTION	BROWN, JONETTE	203.00
TRAVEL CONVENTION	BROWN, JULIE	417.00
TRAVEL CONVENTION	BROWN, LAYNE	253.00
TRAVEL CONVENTION	BROWN, REBEKAH	103.66
TRAVEL CONVENTION	BRUSSOW, LAURIE	457.57
TRAVEL CONVENTION	BUCARIA, ROBIN	211.32
TRAVEL CONVENTION	BUCKINGHAM, JULIE	172.32
TRAVEL CONVENTION	BURGE, BRENT	1,154.13
TRAVEL CONVENTION	BURKE, BRYAN	382.80
TRAVEL CONVENTION	BURNINGHAM, MARILYN	87.32
TRAVEL CONVENTION	BURTON, SANDRA	253.00
TRAVEL CONVENTION	BUTLER, DAVID	1,489.15
TRAVEL CONVENTION	BYRD, KODY	215.00
TRAVEL CONVENTION	CANICK, MELANIE	218.00
TRAVEL CONVENTION	CARINCI PADRON, FAVIOLA	381.00
TRAVEL CONVENTION	CHASE, TARA	579.64
TRAVEL CONVENTION	CHATTERTON, ALLYSON	40.00
TRAVEL CONVENTION	CHRISTENSEN, CAROLYNN	27.00
TRAVEL CONVENTION	CHRISTENSEN, MICHAEL	402.30
TRAVEL CONVENTION	CHRISTENSEN, PEGGY	595.64
TRAVEL CONVENTION	CHRISTENSEN, THERESA	359.00
TRAVEL CONVENTION	CLAYTON, JERI	1,094.50
TRAVEL CONVENTION	CLAYTON, JESSICA	10.00
TRAVEL CONVENTION	COPIER, SHERI	394.00
TRAVEL CONVENTION	COPPER HILLS HIGH	84,233.76
TRAVEL CONVENTION	CORFIELD, KERI	846.32
TRAVEL CONVENTION	COTTLE, CRAIG	1,062.88
TRAVEL CONVENTION	COULAM, JENNIFER	406.00
TRAVEL CONVENTION	COUPE, MARGARET	328.32
TRAVEL CONVENTION	COX, BRENT	40.00
TRAVEL CONVENTION	COX, TARYN	205.00
TRAVEL CONVENTION	CRANE, JANET	353.32
TRAVEL CONVENTION	CRANE, LYNN	487.72
TRAVEL CONVENTION	CREWS, JOEL	62.00
TRAVEL CONVENTION	CROWTHER, DIXIE	1,991.22
TRAVEL CONVENTION	CRUMP, SAMUEL	498.00
TRAVEL CONVENTION	CRUZ, JANA	1,420.92
TRAVEL CONVENTION	CUMMINGS, KRISTA	37.00
TRAVEL CONVENTION	CURTIS, CODY	1,156.00
TRAVEL CONVENTION	DALY, MICHELE	1,300.00
TRAVEL CONVENTION	DANIELS, VICKIE	359.00
TRAVEL CONVENTION	DARLING, JUDY	389.00
TRAVEL CONVENTION	DAVIS, SHELLY	3,340.56
TRAVEL CONVENTION	DEHAAN, KELLY	365.00
TRAVEL CONVENTION	DEHLIN, KRISTINA	35.00
TRAVEL CONVENTION	DENISON, MATTHEW	353.32
TRAVEL CONVENTION	DEVENBERG, SHERRY	523.64
TRAVEL CONVENTION	DEVRIES, BRIAN	156.00
TRAVEL CONVENTION	DIAMOND, MARTA RAE	490.29
TRAVEL CONVENTION	DIOTAIUTI, SHANNON	406.00

DESCRIPTION	VENDOR	AMOUNT
TRAVEL CONVENTION	DITTMORE, WAYNE	229.00
TRAVEL CONVENTION	DROPE, ANGELA	422.40
TRAVEL CONVENTION	DUNHAM, STEVEN	695.00
TRAVEL CONVENTION	DUNN, JULIE	324.00
TRAVEL CONVENTION	DURRANT, JILL	1,648.32
TRAVEL CONVENTION	EADS, JAY	464.00
TRAVEL CONVENTION	EARL, KATHERINE	356.00
TRAVEL CONVENTION	EDDINGTON, RICHARD	966.78
TRAVEL CONVENTION	EDMONDS, DENNIS	900.00
TRAVEL CONVENTION	EDWARDS, AMANDA	1,272.63
TRAVEL CONVENTION	EGAN, KAREN	1,792.00
TRAVEL CONVENTION	EGBERT, TODD	40.00
TRAVEL CONVENTION	ELEGANTE, MICHAEL	1,085.74
TRAVEL CONVENTION	ELK RIDGE MIDDLE	18.75
TRAVEL CONVENTION	ELLEFSEN, JENNIFER	458.32
TRAVEL CONVENTION	ELLIS, DANIEL	226.00
TRAVEL CONVENTION	ELLIS, RANAE	406.00
TRAVEL CONVENTION	ELLSWORTH, ROSALIE	203.00
TRAVEL CONVENTION	EMERSON, NORMAN	1,186.00
TRAVEL CONVENTION	ERDMANN, MARY ANN	1,067.05
TRAVEL CONVENTION	ERICKSON, ARTHUR	1,000.00
TRAVEL CONVENTION	ERICKSON, STEPHANIE	2,135.64
TRAVEL CONVENTION	EVANS, ANDREW	140.00
TRAVEL CONVENTION	EVANS, STACY	993.32
TRAVEL CONVENTION	EVERILL, LANCE	468.00
TRAVEL CONVENTION	FAIRBANKS, GERALDINE	192.00
TRAVEL CONVENTION	FERRUFINO, SONJA	1,245.50
TRAVEL CONVENTION	FIELD, RICHARD	766.42
TRAVEL CONVENTION	FIFE, JASON	394.00
TRAVEL CONVENTION	FILIPPINI, MATTHEW	40.00
TRAVEL CONVENTION	FINLINSON, LAURA	3,957.25
TRAVEL CONVENTION	FISH, AUDREY	1,068.00
TRAVEL CONVENTION	FISHER, JENNIFER	382.64
TRAVEL CONVENTION	FLYGARE, TAMI	690.30
TRAVEL CONVENTION	FOOTE, KAREN	310.57
TRAVEL CONVENTION	FORT HERRIMAN MIDDLE	1,500.00
TRAVEL CONVENTION	FOX, MAURYA	135.09
TRAVEL CONVENTION	FRANCO, FULVIA	656.42
TRAVEL CONVENTION	FRATTO, ALICEA	475.68
TRAVEL CONVENTION	FREEMAN, CARMEN	178.32
TRAVEL CONVENTION	FROST, JOANNE	353.32
TRAVEL CONVENTION	FULLMER, DUSTIN	353.32
TRAVEL CONVENTION	FULMER, TAMRA	353.32
TRAVEL CONVENTION	GARBER, MELISSA	218.00
TRAVEL CONVENTION	GATTEN, THOMAS	692.00
TRAVEL CONVENTION	GENTRY, BARBARA	277.00
TRAVEL CONVENTION	GERBER, REBECCA	1,471.52
TRAVEL CONVENTION	GIBBONS, KRISS	740.00
TRAVEL CONVENTION	GIBSON, KIM	800.00
TRAVEL CONVENTION	GILES, DON	1,077.00
TRAVEL CONVENTION	GINES, ROBYN	381.00
TRAVEL CONVENTION	GLENN, MICHAEL	1,327.00
TRAVEL CONVENTION	GODFREY, ANTHONY	3,523.91
TRAVEL CONVENTION	GOMEZ, NOEL	455.00
TRAVEL CONVENTION	GOODSELL, LAUREN	843.00
TRAVEL CONVENTION	GORRINGE, KAREN	718.00
TRAVEL CONVENTION	GOTTFREDSON, SHELLY	1,968.00
TRAVEL CONVENTION	GOUGH, CAROLYN	1,737.94
TRAVEL CONVENTION	GRAFF, TERRI	356.00
TRAVEL CONVENTION	GRANT, ELAINE	265.00
TRAVEL CONVENTION	GRIFFIN, JACOB	95.00
TRAVEL CONVENTION	GRIFFITH, HOWARD	2,581.42

DESCRIPTION	VENDOR	AMOUNT
TRAVEL CONVENTION	GROETHE, JAMES	300.00
TRAVEL CONVENTION	GUDJENOV, AMELIA	237.32
TRAVEL CONVENTION	GUNN, SHARON	406.00
TRAVEL CONVENTION	HAGEN, CURTIS	2,000.00
TRAVEL CONVENTION	HAIGHT, RICHARD	451.00
TRAVEL CONVENTION	HALES, JAY	152.72
TRAVEL CONVENTION	HALL, STEVEN	2,317.32
TRAVEL CONVENTION	HALL, SUSAN	544.25
TRAVEL CONVENTION	HALLIDAY, MARK	1,176.36
TRAVEL CONVENTION	HAMBLIN, TRAVIS	4,329.03
TRAVEL CONVENTION	HAMILTON, ANGELA	156.00
TRAVEL CONVENTION	HANSEN, KYLE	2,126.25
TRAVEL CONVENTION	HANSEN, NICHOLAS	1,004.00
TRAVEL CONVENTION	HANSEN, PAMELA	17.40
TRAVEL CONVENTION	HANVEY, WILLIAM	1,624.00
TRAVEL CONVENTION	HARBISON, EMILY	359.00
TRAVEL CONVENTION	HARDINGER, TIFFANY	381.00
TRAVEL CONVENTION	HARMON, WENDY	655.98
TRAVEL CONVENTION	HARRIS, AARON	66.60
TRAVEL CONVENTION	HARVEY, HELEN	417.75
TRAVEL CONVENTION	HARWOOD, STEVEN	1,065.32
TRAVEL CONVENTION	HASLAM, RANDAL	1,294.97
TRAVEL CONVENTION	HEAPS, MICHAEL	1,766.94
TRAVEL CONVENTION	HEATH, KENNETH	109.00
TRAVEL CONVENTION	HEATON, LORI	168.00
TRAVEL CONVENTION	HERRIMAN HIGH SCHOOL	104,350.98
TRAVEL CONVENTION	HEUMANN, TIMOTHY	2,124.00
TRAVEL CONVENTION	HICKS, ROBERT	870.72
TRAVEL CONVENTION	HIGGS, ASHLEY	156.00
TRAVEL CONVENTION	HODGES, AMY	260.00
TRAVEL CONVENTION	HOFFMAN, RONNA	1,912.00
TRAVEL CONVENTION	HOLLOWAY, ROBERT	669.00
TRAVEL CONVENTION	HOLT, DEBBIE	203.00
TRAVEL CONVENTION	HOLT, SARA	417.75
TRAVEL CONVENTION	HOLTKAMP, SUSAN	418.21
TRAVEL CONVENTION	HORGER, TAMMY	2,272.46
TRAVEL CONVENTION	HUFF, ANNETTE	1,568.00
TRAVEL CONVENTION	HUGHES, MICHAEL	900.00
TRAVEL CONVENTION	HUTCHINGS, MICHAEL	500.00
TRAVEL CONVENTION	HYER, RENEE	121.00
TRAVEL CONVENTION	ICHIMURA, AARON	198.32
TRAVEL CONVENTION	IHLER, MARJORIE	225.00
TRAVEL CONVENTION	JACKMAN, JUDY	1,241.64
TRAVEL CONVENTION	JACOBS, OWEN	1,042.00
TRAVEL CONVENTION	JACOBSON, JENICEE	500.00
TRAVEL CONVENTION	JAKEMAN, RYAN	173.32
TRAVEL CONVENTION	JAMES, CHELSEY	156.00
TRAVEL CONVENTION	JAMES, MARY	676.00
TRAVEL CONVENTION	JAMESON, BEN	800.00
TRAVEL CONVENTION	JARVIS, KATLYN	21.00
TRAVEL CONVENTION	JATC-NORTH	93,376.44
TRAVEL CONVENTION	JATC-SOUTH	2,605.00
TRAVEL CONVENTION	JAYNES, DAVID	504.10
TRAVEL CONVENTION	JENSEN, BLAIR	344.00
TRAVEL CONVENTION	JENSEN, HERBERT	2,818.74
TRAVEL CONVENTION	JENSEN, PAUL	875.10
TRAVEL CONVENTION	JENSEN, RAIMEE	156.00
TRAVEL CONVENTION	JENSEN, SHARON	800.00
TRAVEL CONVENTION	JOHNSON, JACQUELINE	178.00
TRAVEL CONVENTION	JOHNSON, JAYCEE	135.09
TRAVEL CONVENTION	JOHNSON, PATRICE	5,238.83
TRAVEL CONVENTION	JOHNSON, PATRICK	178.00

DESCRIPTION	VENDOR	AMOUNT
TRAVEL CONVENTION	JOHNSON, SUZETTE	347.00
TRAVEL CONVENTION	JOLLEY, D BURKE	5,455.61
TRAVEL CONVENTION	JONES, JACK	109.00
TRAVEL CONVENTION	JONES, MARC TYLER	1,000.00
TRAVEL CONVENTION	JONES, MARK	165.76
TRAVEL CONVENTION	JORDAN EDUCATION FOUNDATION	505.11
TRAVEL CONVENTION	KAMMERMAN, RANDALL	114.00
TRAVEL CONVENTION	KARR, WENDELL	109.00
TRAVEL CONVENTION	KEARL, BRADLEY	562.00
TRAVEL CONVENTION	KENNETT, PEGGY JO	540.72
TRAVEL CONVENTION	KILCREASE, MICHELLE	176.66
TRAVEL CONVENTION	KIMBALL, KRISTINE	328.32
TRAVEL CONVENTION	KING, BRIAN	370.00
TRAVEL CONVENTION	KOCHEVAR, JOSEPH	2,254.38
TRAVEL CONVENTION	KRAMAR, LUZVISMINDA	133.32
TRAVEL CONVENTION	KRUGER, AARON	281.00
TRAVEL CONVENTION	LAGERBERG, NANCY	1,733.94
TRAVEL CONVENTION	LARSEN, AMELIA	353.32
TRAVEL CONVENTION	LARSEN, JOHN	669.13
TRAVEL CONVENTION	LARSON, BRIAN	1,142.00
TRAVEL CONVENTION	LATIMER, MARTIN	863.54
TRAVEL CONVENTION	LATTIN, REMY	384.00
TRAVEL CONVENTION	LEAVITT, LUANN	2,457.97
TRAVEL CONVENTION	LEAVITT, STACEY	412.00
TRAVEL CONVENTION	LEBEAU, EVA LORRAINE	30.00
TRAVEL CONVENTION	LEE, REBECCA	203.32
TRAVEL CONVENTION	LEGGAT, BRYAN	2,391.52
TRAVEL CONVENTION	LEGGAT, HEIDI	258.00
TRAVEL CONVENTION	LEONARD, SHIRLEY	342.00
TRAVEL CONVENTION	LEPINSKI, MIRIAM	0.00
TRAVEL CONVENTION	LEWIS, CHAD	156.00
TRAVEL CONVENTION	LINARES, MICHAEL	1,323.00
TRAVEL CONVENTION	LINDSEY, MICHELLE	353.32
TRAVEL CONVENTION	LINK, DONALD	168.00
TRAVEL CONVENTION	LITTLE, THOMAS	300.00
TRAVEL CONVENTION	LLOYD, HILDA	816.80
TRAVEL CONVENTION	LOCKE, SUSAN	36.00
TRAVEL CONVENTION	LOVE, DARRELL	108.00
TRAVEL CONVENTION	LOVELESS, MEGAN	22.00
TRAVEL CONVENTION	LUCAS, MELINDA	357.00
TRAVEL CONVENTION	LUCAS, SHANE	262.00
TRAVEL CONVENTION	LUDLOW, JENNIFER	1,119.39
TRAVEL CONVENTION	LUKE, BRANDON	1,183.92
TRAVEL CONVENTION	LUKER, DEBORAH	203.00
TRAVEL CONVENTION	LUNAK, NANCY	231.00
TRAVEL CONVENTION	LUNNEN, VALERIE	265.00
TRAVEL CONVENTION	LYCURGUE-EINZING, RUFINE M	1,371.00
TRAVEL CONVENTION	LYON, STACY	6,305.00
TRAVEL CONVENTION	MANWARING, STEVEN	55.00
TRAVEL CONVENTION	MARGETTS, CHAD	389.64
TRAVEL CONVENTION	MARSDEN, JO AN	109.00
TRAVEL CONVENTION	MARSH, JAMES	1,014.50
TRAVEL CONVENTION	MARTAIN, JANE	1,962.42
TRAVEL CONVENTION	MARTIN, RAYMOND	374.19
TRAVEL CONVENTION	MARTIN, SONYA	109.00
TRAVEL CONVENTION	MARTIN-LEMASTER, JUNE	6,054.40
TRAVEL CONVENTION	MASON, CLYDE	255.00
TRAVEL CONVENTION	MATSON, CHERYL	823.72
TRAVEL CONVENTION	MAURI, NOELLE	369.00
TRAVEL CONVENTION	MAUSBACH, JERRI	461.67
TRAVEL CONVENTION	MCALLISTER, ZELDA	303.32
TRAVEL CONVENTION	MCCABE, KAREN	669.00

DESCRIPTION	VENDOR	AMOUNT
TRAVEL CONVENTION	MCKENZIE, KARL	250.00
TRAVEL CONVENTION	MCLAUGHLIN, KENNETH	152.72
TRAVEL CONVENTION	MCLEOD, SHAWN	1,769.68
TRAVEL CONVENTION	MCNEILL, JOHN	131.83
TRAVEL CONVENTION	MCPHERRON, JILL	280.00
TRAVEL CONVENTION	MECHAM, KRISTA	203.00
TRAVEL CONVENTION	MENZEL, BRYAN	1,317.00
TRAVEL CONVENTION	MERKLEY, SHAREE	215.00
TRAVEL CONVENTION	MERRELL, VINCENT	132.00
TRAVEL CONVENTION	MERRILL, NICOLE	109.00
TRAVEL CONVENTION	MIETCHEN, JAMES	26.00
TRAVEL CONVENTION	MILANO, JANETTE	300.00
TRAVEL CONVENTION	MILLER, KATHARINE	24.00
TRAVEL CONVENTION	MILLER, TRACY	206.00
TRAVEL CONVENTION	MILLER, WENDI	534.32
TRAVEL CONVENTION	MILLIKEN, DAVID	374.00
TRAVEL CONVENTION	MOORE, DEANN	303.32
TRAVEL CONVENTION	MORRIS, LESLI	289.00
TRAVEL CONVENTION	MORRISON, PENNY	297.00
TRAVEL CONVENTION	MORROW, JUSTIN	62.00
TRAVEL CONVENTION	MOWER, SHAUN	1,065.22
TRAVEL CONVENTION	MUESKE, KAYLYN	369.00
TRAVEL CONVENTION	MUHLESTEIN, JILL	356.00
TRAVEL CONVENTION	MUIR, BONNIE	1,107.64
TRAVEL CONVENTION	MULLEN, REBECCA	381.00
TRAVEL CONVENTION	MUNK, LORI	381.00
TRAVEL CONVENTION	MURRAY, JUDITH	433.00
TRAVEL CONVENTION	NAGASAWA-CRUZ, CINDY	1,493.64
TRAVEL CONVENTION	NAGELI, LARISA	394.00
TRAVEL CONVENTION	NEFF, NANCY	204.00
TRAVEL CONVENTION	NELSEN, DYKE	156.00
TRAVEL CONVENTION	NELSON, SUSAN	262.00
TRAVEL CONVENTION	NEWBROUGH, KIMBERLEE	62.00
TRAVEL CONVENTION	NIELSEN, LOIS	99.00
TRAVEL CONVENTION	NIELSEN, NATALIE	215.00
TRAVEL CONVENTION	NORDICK, SHELLEY	1,203.48
TRAVEL CONVENTION	NUTTALL, JEANETTE	244.00
TRAVEL CONVENTION	O'BRIEN, LEONEE	140.82
TRAVEL CONVENTION	OLAYA, EMILY	303.32
TRAVEL CONVENTION	OLDROYD, RYAN	225.00
TRAVEL CONVENTION	OLSEN, SCOTT	233.82
TRAVEL CONVENTION	OLSON, CALEB	1,017.00
TRAVEL CONVENTION	OLSON, CLAUDIA	406.00
TRAVEL CONVENTION	OQUIRRH HILLS MIDDLE	263.64
TRAVEL CONVENTION	ORMAN, STEFFANIE	233.00
TRAVEL CONVENTION	OSBORN, RICHARD	1,853.66
TRAVEL CONVENTION	PADDOCK, DOUGLAS	473.00
TRAVEL CONVENTION	PARK, ALAN	265.00
TRAVEL CONVENTION	PEART, STEVEN	266.00
TRAVEL CONVENTION	PELLEGRINO, CYNDI	230.00
TRAVEL CONVENTION	PENDLETON, JANA	27.00
TRAVEL CONVENTION	PETERSEN, JENNY	137.00
TRAVEL CONVENTION	PETERSON PEACOCK, LAUREN	300.00
TRAVEL CONVENTION	PETERSON, JACINTO	1,200.00
TRAVEL CONVENTION	PETERSON, KARL	2,822.72
TRAVEL CONVENTION	PETERSON, LYNDA	223.00
TRAVEL CONVENTION	PETERSON, MICHELLE	2,193.32
TRAVEL CONVENTION	PHELPS, LARRY	152.72
TRAVEL CONVENTION	PHILIPPI, ASHLEY	179.00
TRAVEL CONVENTION	PLATT, JAMES	109.00
TRAVEL CONVENTION	PLENERT, NICOLE	1,077.08
TRAVEL CONVENTION	POULSEN, PEPPER	156.00

DESCRIPTION	VENDOR	AMOUNT
TRAVEL CONVENTION	POWELL, TROY	94.60
TRAVEL CONVENTION	PRICE JR, EDWARD	296.72
TRAVEL CONVENTION	PRICE, ERIC	480.24
TRAVEL CONVENTION	PRICE, RICHARD	698.32
TRAVEL CONVENTION	PRICE, TERRY	2,726.98
TRAVEL CONVENTION	PROWS, MANDY	140.82
TRAVEL CONVENTION	PRUSSE, KURT	1,005.00
TRAVEL CONVENTION	PULLAN, JOEL	1,300.00
TRAVEL CONVENTION	PULLAN, KEVIN	156.00
TRAVEL CONVENTION	PULSIPHER, SUSAN	1,616.49
TRAVEL CONVENTION	PUTNAM, MICHELLE	1,707.97
TRAVEL CONVENTION	QUARNBERG, BRIT	262.00
TRAVEL CONVENTION	QUARNBERG, TODD	621.72
TRAVEL CONVENTION	RAMSAY, CAROL	406.00
TRAVEL CONVENTION	RASMUSSEN, ANGELIN	124.00
TRAVEL CONVENTION	REED, DON	109.00
TRAVEL CONVENTION	REESE, STANLEY	320.72
TRAVEL CONVENTION	REYNOLDS, KIMBERLEE	44.00
TRAVEL CONVENTION	RICHARDS, MARILYN	206.00
TRAVEL CONVENTION	RICHARDS-KHONG, CHRISTEN	1,847.89
TRAVEL CONVENTION	RIDD, KAMI	842.52
TRAVEL CONVENTION	RIDDLE, DIENA	311.32
TRAVEL CONVENTION	RIDING, KATHERINE	2,732.96
TRAVEL CONVENTION	RIESGRAF, SANDRA	2,243.63
TRAVEL CONVENTION	RITZ, GAIL	1,800.00
TRAVEL CONVENTION	RIVERTON HIGH	94,996.60
TRAVEL CONVENTION	ROBERTS, IAN	724.60
TRAVEL CONVENTION	ROBERTS, JOSHUA	496.09
TRAVEL CONVENTION	ROBINSON, DARRELL	206.00
TRAVEL CONVENTION	ROBINSON, JOANNE	102.06
TRAVEL CONVENTION	ROBINSON, LISA	3,027.31
TRAVEL CONVENTION	ROBLES JUHAS, SILVIA	1,971.58
TRAVEL CONVENTION	ROGERS, MACHELLE	303.32
TRAVEL CONVENTION	ROSTROM, DAVID	2,495.56
TRAVEL CONVENTION	ROSTROM, SHERYL	134.32
TRAVEL CONVENTION	ROTHER, KRISTENE	406.00
TRAVEL CONVENTION	ROWE, LYNN	46.00
TRAVEL CONVENTION	RUIZ, JACQUELINE	133.32
TRAVEL CONVENTION	RUSSELL, SHELDON	656.00
TRAVEL CONVENTION	RYAN DAVIS, ORLA	109.00
TRAVEL CONVENTION	RYAN, PATRICIA	27.00
TRAVEL CONVENTION	SABEY, LINDA	406.00
TRAVEL CONVENTION	SABIN, MARCI	250.00
TRAVEL CONVENTION	SAMPLE, SHERI	406.00
TRAVEL CONVENTION	SANDBERG, CATHLEEN	303.32
TRAVEL CONVENTION	SANZENBACHER, EUGINA	391.62
TRAVEL CONVENTION	SCHACHT, JULEE	62.00
TRAVEL CONVENTION	SCHAFFER, BROOKE	215.00
TRAVEL CONVENTION	SCHOLL, MARYKAY	884.61
TRAVEL CONVENTION	SCOTT, ALLISON	45.00
TRAVEL CONVENTION	SEARLE, KIMBERLY	706.10
TRAVEL CONVENTION	SEARLE, KRISTY	45.00
TRAVEL CONVENTION	SHAW, BRADY	344.00
TRAVEL CONVENTION	SHAW, MANDY	1,699.60
TRAVEL CONVENTION	SHAW, RODNEY	847.00
TRAVEL CONVENTION	SHINO, JENNIFER	356.00
TRAVEL CONVENTION	SHIRTS, JENNIFER	906.92
TRAVEL CONVENTION	SIGGARD, ROXANE	1,003.59
TRAVEL CONVENTION	SIMI, KERRY	405.98
TRAVEL CONVENTION	SIMMONS, KATHY	966.78
TRAVEL CONVENTION	SIMS, RODNEY	233.00
TRAVEL CONVENTION	SKIDMORE, JASON	5,759.54

DESCRIPTION	VENDOR	AMOUNT
TRAVEL CONVENTION	SKINNER, LINDA	262.00
TRAVEL CONVENTION	SMITH, DENISE	848.88
TRAVEL CONVENTION	SMITH, DOUGLAS	1,604.80
TRAVEL CONVENTION	SMITH, REBECCA	1,336.56
TRAVEL CONVENTION	SMITH, TIFFANY	206.00
TRAVEL CONVENTION	SMOLIK, MICHELLE	274.00
TRAVEL CONVENTION	SMOOT, MICHAEL	398.92
TRAVEL CONVENTION	SOELBERG, DEBORAH	1,275.08
TRAVEL CONVENTION	SORENSEN, CHARLES	4,217.70
TRAVEL CONVENTION	SOUTH HILLS MIDDLE	1,500.00
TRAVEL CONVENTION	SOWA, MARK	1,034.72
TRAVEL CONVENTION	SPENCER, ANDREA	181.00
TRAVEL CONVENTION	SPICKER, ELIZABETH	212.34
TRAVEL CONVENTION	SQUIRE, RONALD	133.32
TRAVEL CONVENTION	STANLEY, MARK	300.00
TRAVEL CONVENTION	STARK, JAYNALENE	1,500.00
TRAVEL CONVENTION	STAUFFER, DEBBIE	554.00
TRAVEL CONVENTION	STEWART, ANNETTE	369.13
TRAVEL CONVENTION	STEWART-BROWNING, JOAN	1,313.60
TRAVEL CONVENTION	STILLMAN, LISA	156.00
TRAVEL CONVENTION	STRAUSS, DOREE	2,160.00
TRAVEL CONVENTION	STUBLER, GERALDINE M	75.00
TRAVEL CONVENTION	STUMP, BREANNE	450.36
TRAVEL CONVENTION	SU'A, PAMELA	3,452.10
TRAVEL CONVENTION	SUGGS, STEVEN	356.00
TRAVEL CONVENTION	SUMMERS, TERRI	1,248.08
TRAVEL CONVENTION	SUNSET RIDGE MIDDLE	2,070.00
TRAVEL CONVENTION	SUSUICO, TINA	1,059.00
TRAVEL CONVENTION	SWAINSTON, MARCUS	62.00
TRAVEL CONVENTION	SWASEY, LADEAN	797.38
TRAVEL CONVENTION	TANNER, JANICE	1,203.32
TRAVEL CONVENTION	TAYLOR, ATALIE	398.07
TRAVEL CONVENTION	TAYLOR, DEANNA	850.32
TRAVEL CONVENTION	TAYLOR, JANILEE	500.00
TRAVEL CONVENTION	TAYLOR, JOHN	133.32
TRAVEL CONVENTION	TERRA LINDA ELEMENTARY	1,250.00
TRAVEL CONVENTION	TERRY, KIRK	144.32
TRAVEL CONVENTION	THACKER, DODI	356.00
TRAVEL CONVENTION	THEOBALD, TODD	2,565.88
TRAVEL CONVENTION	THOMAS, LETICIA	202.72
TRAVEL CONVENTION	THOMAS, LOIS	526.32
TRAVEL CONVENTION	THOMAS, SCOTT	1,108.61
TRAVEL CONVENTION	THOMSON, KAREN	765.32
TRAVEL CONVENTION	THURMAN, MANDY	284.00
TRAVEL CONVENTION	TILBY, DAVID	2,913.21
TRAVEL CONVENTION	TIMPSON, TERI	3,573.32
TRAVEL CONVENTION	TINGEY, CYNTHIA	656.00
TRAVEL CONVENTION	TITUS, CHRISTOPHER	1,872.00
TRAVEL CONVENTION	TITUS, COURTNEY	662.08
TRAVEL CONVENTION	TREGASKIS, ALYSON	300.00
TRAVEL CONVENTION	TROXEL, NADINE	8,235.00
TRAVEL CONVENTION	TUFT, CARLENE	303.32
TRAVEL CONVENTION	ULIBARRI, CRYSTAL	500.76
TRAVEL CONVENTION	URBIN, RONALD	253.00
TRAVEL CONVENTION	URRY, LAWRENCE	1,906.00
TRAVEL CONVENTION	USUI, BETH	710.21
TRAVEL CONVENTION	VALLETT, ARDEN	972.98
TRAVEL CONVENTION	VAN NESS, MARGARET	368.21
TRAVEL CONVENTION	VAN ORDEN, RACHEL	303.32
TRAVEL CONVENTION	VARGA, GLEN	1,000.00
TRAVEL CONVENTION	VARGAS, JAMIE	317.00
TRAVEL CONVENTION	VEAZIE, BRYAN	300.00

DESCRIPTION	VENDOR	AMOUNT
TRAVEL CONVENTION	VICCHRILLI, DAVID	93.32
TRAVEL CONVENTION	VILLAR, GLORIA NORMA	1,183.03
TRAVEL CONVENTION	VINCENT, JOHN	1,774.71
TRAVEL CONVENTION	VISSER, KENNETH	156.00
TRAVEL CONVENTION	VOORHIES, JANICE	1,342.80
TRAVEL CONVENTION	VOORHIES, LEAH	113.32
TRAVEL CONVENTION	VORWALD, ROBERT	613.02
TRAVEL CONVENTION	WAITE, ROCHELLE	500.00
TRAVEL CONVENTION	WALKOWSKI, AL	75.00
TRAVEL CONVENTION	WARBURTON, TREVOR	205.45
TRAVEL CONVENTION	WARD, NANCY	3,185.73
TRAVEL CONVENTION	WARDLE, JEREMY	171.22
TRAVEL CONVENTION	WARNER, DON	62.00
TRAVEL CONVENTION	WASDEN, BEVAN	453.32
TRAVEL CONVENTION	WASDEN, CARL	592.00
TRAVEL CONVENTION	WASSOM, GERTRUDE	359.00
TRAVEL CONVENTION	WEBSTER, JACQUELIN	150.66
TRAVEL CONVENTION	WELCH, JUSTIN	1,178.00
TRAVEL CONVENTION	WEST JORDAN HIGH	33,319.48
TRAVEL CONVENTION	WEST JORDAN MIDDLE	1,180.84
TRAVEL CONVENTION	WEST, SHAUNA	25.00
TRAVEL CONVENTION	WESTWOOD, KENNETH	1,315.32
TRAVEL CONVENTION	WHEELER, COLLEEN	818.00
TRAVEL CONVENTION	WHITE, CORBIN	1,382.59
TRAVEL CONVENTION	WHITEFIELD, GAYLE	152.72
TRAVEL CONVENTION	WHITELOCK, SHAUNA	2,217.61
TRAVEL CONVENTION	WHITESIDE, KRISTY	123.32
TRAVEL CONVENTION	WILCOX, CINDY	133.00
TRAVEL CONVENTION	WILCOX, ROGER	613.02
TRAVEL CONVENTION	WILKINSON, SARAH	389.00
TRAVEL CONVENTION	WILLARDSON, ROBERT	71.00
TRAVEL CONVENTION	WILLIAMS, AMY	50.00
TRAVEL CONVENTION	WILLIAMS, KAREN	165.76
TRAVEL CONVENTION	WILLIAMS, SUZANNE	500.00
TRAVEL CONVENTION	WILLIAMS-MITCHELL, CINDY	172.32
TRAVEL CONVENTION	WILSON, BRETT	818.20
TRAVEL CONVENTION	WILSON, CHERIE	500.00
TRAVEL CONVENTION	WING, GEORGIA	1,607.00
TRAVEL CONVENTION	WITTKE, KATHLEEN	820.07
TRAVEL CONVENTION	WOODWARD, JANET	237.32
TRAVEL CONVENTION	WOOLSTENHULME, SARA	310.00
TRAVEL CONVENTION	WOOTTON, CLAYTON	250.00
TRAVEL CONVENTION	YATES, KALEB	312.00
TRAVEL CONVENTION	YESCHICK, KRISTY	646.29
TRAVEL CONVENTION	YOST, BARBARA	714.77
TRAVEL CONVENTION	YOUNG, GERRY	62.00
TRAVEL CONVENTION	YOUNG, MATTHEW	468.00
TRAVEL CONVENTION	YUILL, MICHELE	297.76
TRAVEL CONVENTION	ZDUNICH, AMBER	760.00
TRAVEL CONVENTION	ZUNIGA, NYLEEN	62.00
TRAVEL CONVENTION	ZURCHER, DANIEL	25.00
TUITION OUT OF DISTRICT	JORDAN EDUCATION FOUNDATION	855.00
UNCLAIMED PROPERTY PAYABLE	MAJESTIC ELEMENTARY	6.99
UNCLAIMED PROPERTY PAYABLE	OSBORN, RICHARD	83.70
UNCLAIMED PROPERTY PAYABLE	RIVERS EDGE SCHOOL	17.10
UNCLAIMED PROPERTY PAYABLE	ROSE CREEK ELEMENTARY	17.75
UNCLAIMED PROPERTY PAYABLE	SOUTH HILLS MIDDLE	24.00
UNCLAIMED PROPERTY PAYABLE	SUNSET RIDGE MIDDLE	12.76
UNCLAIMED PROPERTY PAYABLE	WEST JORDAN HIGH	12.00
UTENSIL ITEMS	DALLINGA, SHANNON	40.38
UTENSIL ITEMS	THOMAS PETROLEUM LLC	2,670.00
VANDALISM	SOUTH VALLEY	48.00

<b>DESCRIPTION</b>	<b>VENDOR</b>	<b>AMOUNT</b>
VEHICLE REPAIRS	BURKE, BRYAN	392.20
VEHICLE REPAIRS	GODFREY, BRADLEY	203.00
VEHICLE REPAIRS	SHAW, MANDY	203.00
VEHICLE REPAIRS	SOELBERG, DEBORAH	392.20
VEHICLE REPAIRS	WEST JORDAN HIGH	250.00
VENDING COMMISSIONS	BLUFFDALE ELEMENTARY	16.00
VOLLEYBALL	JORDAN EDUCATION FOUNDATION	500.00
YOUTH SYMPHONY	TURNBULL, SATOKO	100.00
GRAND TOTAL		<u>\$ 28,093,772.26</u>

**JORDAN SCHOOL DISTRICT**  
**July 2017 EXPENDITURES PRESENTED TO THE BOARD OF EDUCATION**  
**August 29, 2017**

DESCRIPTION	VENDOR	AMOUNT
ADVERTISING	UTAH MEDIA GROUP	\$ 109.12
ATTORNEY FEES	BURBIDGE & WHITE	10,238.82
ATTORNEY FEES	FABIAN AND CLENDENIN ATTYS AT LAW	7,787.00
ATTORNEY FEES	KIRTON MCCONKIE	247.50
BUSES	RUSH INTERNATIONAL TRUCK CENTER	903,849.00
CANCER INSURANCE	AFLAC	5,467.95
CELL TOWER LEASE	OQUIRRH ELEMENTARY	14,520.00
COMPUTER EQUIPMENT	VALCOM COMPUTER CENTER	642,059.75
CONSTRUCTION EXPENSE	ANDIGO CARPETS INC	34,134.32
CONSTRUCTION EXPENSE	APPLIED GEOTECHNICAL ENGINEERING CONS.	12,451.00
CONSTRUCTION EXPENSE	CMT ENGINEERING	4,953.00
CONSTRUCTION EXPENSE	DWA CONSTRUCTION, INC	922,815.75
CONSTRUCTION EXPENSE	HOGAN & ASSOCIATES CONSTRUCTION	524,434.71
CONSTRUCTION EXPENSE	MHTN ARCHITECTS INC	149,211.47
CONSTRUCTION EXPENSE	ROCKY MOUNTAIN TURF	14,790.00
CONSTRUCTION EXPENSE	VAN BOERUM AND FRANK ASSOCIATES INC	14,400.00
CONSTRUCTION EXPENSE	WESTLAND CONSTRUCTION, INC	1,199,123.25
CONTRACT SERVICES	AEI SPEAKERS BUREAU	6,000.00
CONTRACT SERVICES	ALAN MURRAY DAWES	75.00
CONTRACT SERVICES	ALDA E GONCALVES	287.50
CONTRACT SERVICES	ALL STAR LANES BOWLING	925.35
CONTRACT SERVICES	AMERICAN RED CROSS	1,064.00
CONTRACT SERVICES	BLOMQUIST AND HALE CONSULTING	10,429.44
CONTRACT SERVICES	BRENT PETERSEN	300.00
CONTRACT SERVICES	CUSTOM STAINLESS FAB INC	-9.00
CONTRACT SERVICES	ELWOOD STAFFING SERVICES	6,984.00
CONTRACT SERVICES	GRANITE SCHOOL DISTRICT	11,700.00
CONTRACT SERVICES	HARMONY HOME HEALTH SERVICES LLC	29,841.22
CONTRACT SERVICES	IVY LANE PEDIATRICS, INC	30,910.00
CONTRACT SERVICES	JORDAN EDUCATION FOUNDATION	1,200.00
CONTRACT SERVICES	KATHY E DUDLEY	510.00
CONTRACT SERVICES	LISA GIACOVELLI NEMELKA	480.00
CONTRACT SERVICES	MORETON AND COMPANY	5,000.00
CONTRACT SERVICES	PATRICIA WOODBURY	150.00
CONTRACT SERVICES	PROACTIVE THOUGHT LEADERS LLC	4,900.00
CONTRACT SERVICES	RICHARD PAUL EVANS INC	1,000.00
CONTRACT SERVICES	SALT LAKE COMMUNITY COLLEGE	500.00
CONTRACT SERVICES	SHRED IT USA LLC	88.56
CONTRACT SERVICES	SLCC CROSSROAD AHEC	200.00
CONTRACT SERVICES	STEVE GILLILAND	9,000.00
CONTRACT SERVICES	TED BENNETT	6,677.00
CONTRACT SERVICES	THE FOOD NANNY	1,500.00
CONTRACT SERVICES	UTAH ASSOCIATION FOR GIFTED CHILDREN	2,590.00
CONTRACT SERVICES	UTAH FIRE EQUIPMENT	2,801.41
CONTRACT SERVICES	VALCOM COMPUTER CENTER	307.50
CONTRACT SERVICES	WORKFORCEQA LLC	295.80
CONTRACT SERVICES - BUILDINGS	RIVERTON HARDWARE AND LUMBER	9.62
CONTRACT SERVICES - BUILDINGS	SOUTH VALLEY WATER RECLM FAC	79.97
CONTRACT SERVICES - BUILDINGS	STATE FIRE SALES AND SERVICE	6,730.05
CONTRACT SERVICES - BUILDINGS	TOP STOP AUTOMOTIVE	559.56
CONTRACT SERVICES - BUILDINGS	UNIFIRST CORPORATION	370.76
CONTRACT SERVICES - EQUIPMENT	CAPUTOS OVERHEAD DOOR SERVICE	189.85
CONTRACT SERVICES - EQUIPMENT	COLD TECH REFRIGERATION SERVICE INC	1,788.37
CONTRACT SERVICES - EQUIPMENT	HEWLETT PACKARD ENTERPRISE COMPANY	41,613.48
CONTRACT SERVICES - EQUIPMENT	MHI SERVICE INC	3,664.03
CONTRACT SERVICES - EQUIPMENT	MISTER CAR WASH	65.25
CONTRACT SERVICES - EQUIPMENT	PEAK ALARM	10.67
CONTRACT SERVICES - EQUIPMENT	THYSSENKRUPP ELEVATOR CORP	2,929.00

DESCRIPTION	VENDOR	AMOUNT
CONTRACT SERVICES - GROUNDS	MCDERMOTT ENTERPRISES LTD	1,731.37
CONTRACT SERVICES DATA PROCESS	DEMATIC CORPORATION	43,460.00
CONTRACTED SOFTWARE	BENEFIT PLAN SYSTEMS CORP	1,679.00
CONTRACTED SOFTWARE	BRAIN POP	2,395.00
CONTRACTED SOFTWARE	CANYON CREEK SOFTWARE LLC	6,500.00
CONTRACTED SOFTWARE	COMPANION CORPORATION	499.00
CONTRACTED SOFTWARE	EDUCATION LOGISTICS INC	19,191.00
CONTRACTED SOFTWARE	FOLLETT SCHOOL SOLUTIONS, INC	6,198.00
CONTRACTED SOFTWARE	MASTERY CONNECT INC	1,340.00
CYBER INSURANCE	AON RISK INSURANCE SERVICES WEST INC	16,221.41
DAIRY PRODUCTS	MEADOW GOLD DAIRIES	7,720.56
DENTAL INSURANCE	JORDAN SCHOOL DISTRICT	1,796,643.18
DISABILITY INSURANCE	JORDAN SCHOOL DISTRICT	50,816.70
DRUG TESTING	WORKFORCEQA LLC	847.00
EDUCATIONAL FIELD TRIPS	COPPER HILLS HIGH	2,498.59
EDUCATIONAL FIELD TRIPS	HERRIMAN HIGH SCHOOL	339.68
EDUCATIONAL FIELD TRIPS	JUNIOR ACHIEVEMENT CITY	665.00
ELECTRICITY	ROCKY MTN POWER	578,873.96
EMIA INS DIRECT	UIEBT 401 K	2,038.13
EMPLOYEE PREMIUM	DENTAL SELECT	58,261.44
EMPLOYEE PREMIUM	EDUCATORS MUTUAL INS ASSOC DENTAL	18,742.30
EMPLOYEE PREMIUM	JORDAN SCHOOL DISTRICT	673,957.71
EMPLOYEE PREMIUM	OPTICARE OF UTAH	11,680.57
EMPLOYEE PREMIUM	TOTAL DENTAL ADMINISTRATORS	10,314.91
EQUIPMENT	FORTRESS SYSTEMS INTERNATIONAL, INC	2,935.00
EQUIPMENT	IMAGING CONCEPTS LLC	13,560.00
EQUIPMENT	MAC TOOLS MICHAEL GORDON	349.88
EQUIPMENT	NJRA ARCHITECTS INC	1,330.61
EQUIPMENT	PERFORMANCE AUDIO	-23,059.20
EQUIPMENT	SALT LAKE AUTO PAINT AND GLASS	112.99
EQUIPMENT RENTAL	HONEY BUCKET	90.00
EQUIPMENT REPAIR	ANN KINANE	1,020.00
EQUIPMENT REPAIR	D AND S NGV SERVICES	561.48
EQUIPMENT REPAIR	HUMANWARE USA INC	436.00
EQUIPMENT REPAIR	INDUSTRIAL BATTERY SUPPLY	4,529.20
EQUIPMENT REPAIR	ROYCE INDUSTRIES	230.00
FINGERPRINTING	DPS BUREAU OF CRIMINAL IDENTIFICATION	5,772.00
FOOD PURCHASES	5 BUCK PIZZA	1,975.47
FOOD PURCHASES	ALGER, BUDDY	37.00
FOOD PURCHASES	ANDERSON, CAMI	31.77
FOOD PURCHASES	CLIFFORD, SANDRA	39.45
FOOD PURCHASES	COLYER, SHAWN	84.86
FOOD PURCHASES	DALLEY, TRINA	102.59
FOOD PURCHASES	ELLIS, DANIEL	52.32
FOOD PURCHASES	FORT HERRIMAN MIDDLE	10.98
FOOD PURCHASES	FREESTONE, KELLIE	14.37
FOOD PURCHASES	HANSEN, SHAYLYN	4.99
FOOD PURCHASES	ISABELLAS CATERING INC	933.50
FOOD PURCHASES	JATC-NORTH	26.15
FOOD PURCHASES	JOHNSON, EMILY	147.74
FOOD PURCHASES	KATIE BANKS	38.93
FOOD PURCHASES	LARSEN, MICHELE	34.69
FOOD PURCHASES	MASSON, NICOLE	2.37
FOOD PURCHASES	MILLER, HEATHER	17.51
FOOD PURCHASES	MORRIS, LESLIE	15.57
FOOD PURCHASES	NICHOLAS AND COMPANY INC	7,647.24
FOOD PURCHASES	NORTH, LACIE	76.86
FOOD PURCHASES	NUTRITION SERVICES	115.00
FOOD PURCHASES	PETERSONS FRESH MARKET	217.71
FOOD PURCHASES	PETTY CASH	22.51
FOOD PURCHASES	RIVERS EDGE SCHOOL	235.14
FOOD PURCHASES	ROBINSON, VICKI	23.13

DESCRIPTION	VENDOR	AMOUNT
FOOD PURCHASES	ROGERS, SALLY	166.48
FOOD PURCHASES	ROTHE, KRISTENE	43.42
FOOD PURCHASES	SAMS CLUB	635.01
FOOD PURCHASES	SCHOOL FOOD ENTERPRISES	897.89
FOOD PURCHASES	SUSIE MCALLISTER	39.06
FOOD PURCHASES	TAFT, SHELLEY	24.04
FOOD PURCHASES	TODD, KAYLEE	11.32
FOOD PURCHASES	WRIGHT, CHERILYN	9.66
FOUNDATION AWARDS	JORDAN EDUCATION FOUNDATION	2,024.00
FUEL OIL	REPUBLIC SERVICES INC #864	85.20
GARBAGE REMOVAL	REPUBLIC SERVICES INC #864	13,506.18
GAS & OIL	STATE OF UTAH GASCARD	12,721.48
HMO INSURANCE PREMIUM	LINA	64,308.10
HORACE MANN LIFE	HORACE MANN	853.77
INDUSTRIAL INSURANCE	MORETON AND COMPANY	126,196.00
INDUSTRIAL INSURANCE	TRISTAR RISK MANAGEMENT	42,418.25
INDUSTRIAL INSURANCE	UTAH STATE TAX COMMISSION	21,772.00
INTEGRATED PROGRAMS	STRAUSS, DOREE	90.00
INVENTORY - BUS PARTS	BRYSON SALES AND SERVICE	240.12
INVENTORY - BUS PARTS	CRUS OIL PETROLEUM PRODUCTS	761.41
INVENTORY - BUS PARTS	INTERSTATE BILLING SERVICE INC	985.30
INVENTORY - BUS PARTS	JACKS TIRE AND OIL MANAGEMENT CO	3,841.12
INVENTORY - BUS PARTS	KENWORTH SALES COMPANY INC	252.08
INVENTORY - BUS PARTS	NAPA AUTO PARTS	295.51
INVENTORY - CUSTODIAL	GRAINGER	212.64
INVENTORY - CUSTODIAL	HYLON KOBURN CHEM HY KO	13,335.20
INVENTORY - CUSTODIAL	WAXIE SANITARY SUPPLY	11,120.68
INVENTORY - MAINTENANCE	GRAINGER	1,590.50
INVENTORY - MAINTENANCE	MOUNTAINLAND SUPPLY LLC	11,754.08
INVENTORY - MAINTENANCE	PLATT ELECTRIC	1,533.06
INVENTORY - MAINTENANCE	QED	369.12
INVENTORY - MAINTENANCE	RASMUSSEN EQUIPMENT SUPPLY	728.00
INVENTORY PRODUCE	JOE GRANATO INC	3,243.67
INVENTORY-BUS OIL/SHOP SUPPLY	NAPA AUTO PARTS	12.20
INVENTORY-BUS OIL/SHOP SUPPLY	THOMAS PETROLEUM LLC	3,875.00
INVENTORY-NUTRITION SERVICE	NICHOLAS AND COMPANY INC	7,843.40
INVENTORY-SUPPORT VEHICLE PART	JACKS TIRE AND OIL MANAGEMENT CO	3,104.10
IRRIGATION WATER	SOUTH VALLEY SEWER DISTRICT	198.65
LUNCH SALES	AMY WILLIAMS	100.00
LUNCH SALES	ARCHIMEDES GOROSPE	63.25
LUNCH SALES	DANNY JESSOP	18.25
LUNCH SALES	DEBRA SNOW	16.60
LUNCH SALES	HONGWEI ZHANG	61.75
LUNCH SALES	MARK CHRISTIANSEN	120.00
LUNCH SALES	NOELLE MAURI	108.15
LUNCH SALES	THOMAS WELCH	107.50
LUNCH SALES	TONYA BROCK	15.20
MAINT SUPPLIES/UNIFORMS	AIRGAS INTERMOUNTAIN	71.42
MAINT SUPPLIES/UNIFORMS	ALPHAGRAPHICS	994.56
MAINT SUPPLIES/UNIFORMS	ALSCO	655.56
MAINT SUPPLIES/UNIFORMS	CINTAS FIRST AID AND SAFETY	95.15
MAINT SUPPLIES/UNIFORMS	COMBUSTION TECHNOLOGIES USA	625.00
MAINT SUPPLIES/UNIFORMS	FASTENAL COMPANY	820.05
MAINT SUPPLIES/UNIFORMS	NAPA AUTO PARTS	778.23
MAINT SUPPLIES/UNIFORMS	ROYCE INDUSTRIES	1,514.30
MEDIA BOOKS	BAKER & TAYLOR LLC	129.71
MEDIA BOOKS	BOUND TO STAY BOUND BOOKS INC	2,401.06
MEDIA BOOKS	CAPSTONE	13,523.44
MEDIA BOOKS	FOLLETT SCHOOL SOLUTIONS, INC	3,170.19
MEMBERSHIP DUES AND FEES	BALLARD, DEBBIE	192.44
MEMBERSHIP DUES AND FEES	UTAH SCHOOL BOARDS ASSOC	43,312.00
MEMBERSHIP DUES AND FEES	UTAH SCHOOL SUPTS ASSOC	220.00

DESCRIPTION	VENDOR	AMOUNT
MEMBERSHIP DUES AND FEES	UTAH TAXPAYERS ASSOCIATION	50.00
MILEAGE - STUDENT	AMBER HARRIS	43.61
MILEAGE - STUDENT	AMBER SAYRE	26.93
MILEAGE - STUDENT	ANDREA NEILSON	77.42
MILEAGE - STUDENT	ANGIE BENNION	30.19
MILEAGE - STUDENT	APRIL STROUP	20.76
MILEAGE - STUDENT	ASTLLIE JENKINS	60.38
MILEAGE - STUDENT	BRIAN BERGSTROM	75.28
MILEAGE - STUDENT	BRITTANY ATKINSON	39.47
MILEAGE - STUDENT	BRITTNIE MARTINDALE	16.07
MILEAGE - STUDENT	CALY WATKINS	399.33
MILEAGE - STUDENT	CELIA NEWBOLD	121.38
MILEAGE - STUDENT	CINDY STEGGELL	37.49
MILEAGE - STUDENT	DANIELLE RAPPLEYE	39.27
MILEAGE - STUDENT	GENNIE GAILEY	29.07
MILEAGE - STUDENT	HANH AUDUONG	12.14
MILEAGE - STUDENT	HEATHER SOJOURNER	70.69
MILEAGE - STUDENT	JACKIE FREEMAN	65.89
MILEAGE - STUDENT	JEANETTE JUDD	38.15
MILEAGE - STUDENT	JEFF WARNER	79.25
MILEAGE - STUDENT	JENN GOFF	31.42
MILEAGE - STUDENT	KARA TALBOT	84.46
MILEAGE - STUDENT	KAZNA PFERDNER	26.78
MILEAGE - STUDENT	KEN TRAN	26.78
MILEAGE - STUDENT	KIRA SECOR	35.90
MILEAGE - STUDENT	MICHAEL DULGARIAN	83.23
MILEAGE - STUDENT	MICHELLE SCHMIDT	83.23
MILEAGE - STUDENT	MOIRA LARSEN	75.07
MILEAGE - STUDENT	MONICA KAY	15.61
MILEAGE - STUDENT	NATALIE BRADFORD	43.76
MILEAGE - STUDENT	NICOLE BRACE	75.74
MILEAGE - STUDENT	PENNY DENT	38.35
MILEAGE - STUDENT	RACHAEL HOOLEY	83.23
MILEAGE - STUDENT	REBECCA MONSON	26.93
MILEAGE - STUDENT	SARAH NEDDO	72.37
MILEAGE - STUDENT	SARAH TAYLOR	37.03
MILEAGE - STUDENT	SHAMAE SABIN	26.93
MILEAGE - STUDENT	SHEILA MARTINDALE	16.42
MILEAGE - STUDENT	SUE REDINGTON	41.06
MILEAGE - STUDENT	TABITHA PARAS	127.61
MILEAGE - STUDENT	TAMI STOECKLE	36.41
MILEAGE - STUDENT	TAYLOR SOUTHWORTH	22.95
MILEAGE TRAVEL	AHLBERG, REBECCA	44.41
MILEAGE TRAVEL	ALGER, BUDDY	333.85
MILEAGE TRAVEL	ALLRED, LYNN	128.94
MILEAGE TRAVEL	ANDERSON, CATHERINE	114.49
MILEAGE TRAVEL	ANDERSON, MICHAEL	105.40
MILEAGE TRAVEL	ARKO, ALLEN	107.00
MILEAGE TRAVEL	ASAY, CYDNEY	72.76
MILEAGE TRAVEL	AUSTIN, SHARLENE	41.73
MILEAGE TRAVEL	BALLARD, DEBBIE	217.21
MILEAGE TRAVEL	BASTIAN, KATIE	81.32
MILEAGE TRAVEL	BAXTER, LINDSEY	57.25
MILEAGE TRAVEL	BECK, JODILYN	113.96
MILEAGE TRAVEL	BECKETT, HARRISON JR	34.78
MILEAGE TRAVEL	BELL, HOLLY	383.06
MILEAGE TRAVEL	BERGERA, PAUL	82.39
MILEAGE TRAVEL	BLAIR, DAWN	51.90
MILEAGE TRAVEL	BOWEN, PATTY	344.54
MILEAGE TRAVEL	BRADSHAW, JUSTIN	81.86
MILEAGE TRAVEL	BUTLER, DAVID	189.39
MILEAGE TRAVEL	CAMPBELL, SPENCER	344.68

DESCRIPTION	VENDOR	AMOUNT
MILEAGE TRAVEL	CANICK, MELANIE	111.82
MILEAGE TRAVEL	CHRISTENSEN, HAILEE	194.74
MILEAGE TRAVEL	CHRISTENSEN, PEGGY	197.42
MILEAGE TRAVEL	CHRYST, CHERI	116.10
MILEAGE TRAVEL	CLYDE, MELIA	128.94
MILEAGE TRAVEL	CURTIS, CODY	140.71
MILEAGE TRAVEL	CVETNICH, LISA	147.13
MILEAGE TRAVEL	DEAN, MICHELLE	297.46
MILEAGE TRAVEL	DENNEY, SUSAN	158.90
MILEAGE TRAVEL	DOLEAC, MEREDITH	136.43
MILEAGE TRAVEL	EMERSON, NORMAN	91.49
MILEAGE TRAVEL	EVANS, MEGAN	201.70
MILEAGE TRAVEL	EVANS, STACY	249.43
MILEAGE TRAVEL	FAUX, DAVID	105.93
MILEAGE TRAVEL	FERRUFINO, SONJA	117.70
MILEAGE TRAVEL	FORDHAM, MICHELLE	35.31
MILEAGE TRAVEL	GATTEN, THOMAS	276.06
MILEAGE TRAVEL	GERBER, REBECCA	102.19
MILEAGE TRAVEL	GIFFORD, MICHAEL	187.79
MILEAGE TRAVEL	GILES, BRIGID	119.84
MILEAGE TRAVEL	GILLMORE, AMANDA	170.13
MILEAGE TRAVEL	GODFREY, ANTHONY	183.51
MILEAGE TRAVEL	GOOD, LAKESHA	191.00
MILEAGE TRAVEL	GOODWIN, MICAH	337.59
MILEAGE TRAVEL	GOULD, ANNE	211.42
MILEAGE TRAVEL	GRIFFITHS, TERESA	128.40
MILEAGE TRAVEL	GRIMSHAW, BRYAN	159.43
MILEAGE TRAVEL	GROETHE, JAMES	49.76
MILEAGE TRAVEL	GROSSKREUTZ, GINA	166.92
MILEAGE TRAVEL	HALL, STEVEN	802.32
MILEAGE TRAVEL	HARDY, MATHEW	108.34
MILEAGE TRAVEL	HARMON, WENDY	354.80
MILEAGE TRAVEL	HARRISON, ANNE	1.60
MILEAGE TRAVEL	HENKEL, CARLA	199.56
MILEAGE TRAVEL	HOPE, TIERNAN	74.90
MILEAGE TRAVEL	HORGER, TAMMY	104.86
MILEAGE TRAVEL	HORROCKS, KATHRYN	255.20
MILEAGE TRAVEL	HUGHES, MICHAEL	133.75
MILEAGE TRAVEL	JAMES, MARY	38.52
MILEAGE TRAVEL	JANIS, REBECCA	324.21
MILEAGE TRAVEL	JENNINGS, LARA	317.26
MILEAGE TRAVEL	JIMENEZ, SHIRLEY	97.91
MILEAGE TRAVEL	JOHANSEN, DAVID	48.15
MILEAGE TRAVEL	JONES, MERRILEE	71.69
MILEAGE TRAVEL	JUNG, M JULIANNA	173.34
MILEAGE TRAVEL	KASAL, JOSEPH	130.01
MILEAGE TRAVEL	KIMBERLEE NEWBROUGH	44.41
MILEAGE TRAVEL	KING, BRIAN	156.76
MILEAGE TRAVEL	KING, NICOLE	10.17
MILEAGE TRAVEL	KRISTENSEN, CARISSA	217.75
MILEAGE TRAVEL	LAGERBERG, NANCY	65.81
MILEAGE TRAVEL	LEE, MICHELE	54.04
MILEAGE TRAVEL	LEE, REBECCA	72.76
MILEAGE TRAVEL	LINK, DONALD	86.14
MILEAGE TRAVEL	MARTIN, TAMI	34.24
MILEAGE TRAVEL	MATTHEWS, PATRICIA	166.92
MILEAGE TRAVEL	MAUSBACH, JERRI	563.76
MILEAGE TRAVEL	MCKENZIE, KARL	228.98
MILEAGE TRAVEL	MCLEOD, SHAWN	218.41
MILEAGE TRAVEL	MECHAM, KRISTA	24.61
MILEAGE TRAVEL	MERRICK, NANCY	99.51
MILEAGE TRAVEL	MIDDLETON, MCKENZIE	48.15

DESCRIPTION	VENDOR	AMOUNT
MILEAGE TRAVEL	MONTGOMERY, JACQUE	107.00
MILEAGE TRAVEL	NEDDO, KIMBERLEE	148.20
MILEAGE TRAVEL	NICHOLS, LORI	49.22
MILEAGE TRAVEL	NORRIS, KRISTIN	151.41
MILEAGE TRAVEL	NORTON, BRYCE	126.53
MILEAGE TRAVEL	PERSONS, TIMOTHY	26.21
MILEAGE TRAVEL	POULSEN, PEPPER	236.47
MILEAGE TRAVEL	PULLAN, JOEL	249.31
MILEAGE TRAVEL	QUARNBERG, TODD	563.22
MILEAGE TRAVEL	RASMUSSEN, LINDA	52.17
MILEAGE TRAVEL	REDD, KATHRYN	39.59
MILEAGE TRAVEL	REDFORD, BRADLEY	157.29
MILEAGE TRAVEL	REDMOND, SUSAN	72.23
MILEAGE TRAVEL	RICHARDS-KHONG, CHRISTEN	1,379.13
MILEAGE TRAVEL	RODRIGUEZ MARTINEZ, JOAQUIN	42.80
MILEAGE TRAVEL	SHAH, AMI	49.22
MILEAGE TRAVEL	SILATOLU, ROBIN	56.72
MILEAGE TRAVEL	SORENSEN, CHARLES	66.34
MILEAGE TRAVEL	SPRING, RYAN	133.49
MILEAGE TRAVEL	STAUFFER, DEBBIE	96.31
MILEAGE TRAVEL	STEVENS, MELINDALEE	214.54
MILEAGE TRAVEL	STONEKING, STEPHANIE	26.22
MILEAGE TRAVEL	STOUT, MCCALL	41.73
MILEAGE TRAVEL	STRAUSS, DOREE	466.60
MILEAGE TRAVEL	SU'A, PAMELA	182.97
MILEAGE TRAVEL	SUDBURY, SUSAN GRACE	121.45
MILEAGE TRAVEL	TANNER, JAIMIE	170.13
MILEAGE TRAVEL	THOMAS, LETICIA	319.41
MILEAGE TRAVEL	TIMOTHY, TARALYN	91.48
MILEAGE TRAVEL	TIMPSON, TERI	20.87
MILEAGE TRAVEL	TODOROV, ASSEN	65.27
MILEAGE TRAVEL	TOOLSON, COURTNEY	152.48
MILEAGE TRAVEL	TOTORICA, LISA	85.60
MILEAGE TRAVEL	TRUJILLO RAMIREZ, DARINKA	676.68
MILEAGE TRAVEL	VALENTINE, MARCIE	172.27
MILEAGE TRAVEL	WARBURTON, TREVOR	52.97
MILEAGE TRAVEL	WARD, NANCY	127.33
MILEAGE TRAVEL	WATKINS, CINDY	112.89
MILEAGE TRAVEL	WESTWOOD, KENNETH	177.62
MILEAGE TRAVEL	WHALL, CHRISSTINE	74.58
MILEAGE TRAVEL	WHIPPLE, RILEY	192.07
MILEAGE TRAVEL	WHITEFIELD, GAYLE	101.65
MILEAGE TRAVEL	WHITESIDE, KRISTY	63.67
MILEAGE TRAVEL	WIEMERS, AMMON	498.61
MILEAGE TRAVEL	WOBEE, K	44.41
MILEAGE TRAVEL	WOODARD, NESHA	179.23
MILEAGE TRAVEL	WOODVINE, CAROL	131.61
MILEAGE TRAVEL	YESCHICK, KRISTY	510.94
MOTOR FUEL	STATE OF UTAH GASCARD	19,766.22
NATURAL GAS	DOMINION ENERGY UTAH	3,367.48
PORTABLES	P E VALGARDSON AND SONS INC	17,000.00
POSTAGE	COPPER HILLS HIGH	10,000.00
POSTAGE	FORT HERRIMAN MIDDLE	500.00
POSTAGE	STATE OF UTAH DIVISION OF PURCHASING & GENERA	209.11
POSTAGE	SUN LITHOGRAPHING AND PRINT	263.12
POSTAGE	SUNSET RIDGE MIDDLE	230.97
POSTAGE	UNITED STATES POSTAL SERVICE	225.00
POSTAGE	WEST HILLS MIDDLE	1,113.68
POSTAGE	WEST JORDAN MIDDLE	135.00
PREVENTIVE MAINTENANCE	ROTO AIRE FILTER SERVICE AND SALES	181.62
PRINTING	STANDARD EXAMINER	218.78
PRINTING	UTAH CORRECTIONAL INDUSTRIES PRINT SHOP	12,894.78

DESCRIPTION	VENDOR	AMOUNT
PROF TRAINING REGISTRATIONS	FORT HERRIMAN MIDDLE	8,028.00
PROF TRAINING REGISTRATIONS	JATC-NORTH	244.00
PROF TRAINING REGISTRATIONS	JATC-SOUTH	15.00
PROF TRAINING REGISTRATIONS	TOTEM PD	1,000.00
PROF TRAINING REGISTRATIONS	UTAH STATE OFFICE OF EDUCATION	400.00
PROF TRAINING REGISTRATIONS	VALENTINE, MARCIE	189.00
PROF TRAINING REGISTRATIONS	WEST JORDAN MIDDLE	700.00
PROFESSIONAL BOOKS & MAGAZINES	ASCD	474.03
PROFESSIONAL BOOKS & MAGAZINES	BARNES AND NOBLE	96.26
PROFESSIONAL BOOKS & MAGAZINES	JATC-NORTH	30.00
PROFESSIONAL BOOKS & MAGAZINES	MAGAZINE SUBSCRIPTION SERVICE AGENCY	6,026.04
PROFESSIONAL BOOKS & MAGAZINES	SMITH, REBECCA	46.89
REMODELING	AMERICOM TECHNOLOGY	1,987.15
REMODELING	ANDIGO CARPETS INC	6,059.07
REMODELING	ANIXTER	588.42
REMODELING	ASCENT CONSTRUCTION INC	158,743.75
REMODELING	CENTURYLINK ASSET ACCOUNTING	2,098.86
REMODELING	CLARK SECURITY PRODUCTS INC	966.00
REMODELING	EAGLE ENVIRONMENTAL INC	810.00
REMODELING	EARTHTEC ENGINEERING	3,851.00
REMODELING	EASTON RIVER CONSTRUCTION	861,220.60
REMODELING	ENVISION ENGINEERING PC	4,676.00
REMODELING	FFKR ARCHITECTS PLANNERS II	46,846.40
REMODELING	GSBS ARCHITECTS	3,380.00
REMODELING	HP INC	3,272.00
REMODELING	HUNT CONSTRUCTION OF UTAH INC	419,753.70
REMODELING	INPRO CORPORATION	2,342.13
REMODELING	INTERSTATE COMPANIES INC	533.00
REMODELING	J LYNE ROBERTS & SONS INC	147,791.50
REMODELING	MCINTOSH COMMUNICATIONS LLC	4,909.00
REMODELING	MHTN ARCHITECTS INC	6,300.00
REMODELING	MOBILE MINI INC	1,678.84
REMODELING	MODERN ROOFING & CONSTRUCTION INC	21,890.00
REMODELING	NORCON INDUSTRIES INC	2,647.30
REMODELING	NORTHWEST FENCE AND SUPPLY INC	1,475.10
REMODELING	PICKERING CONCRETE SPECIALTIES	10,564.00
REMODELING	REFRIGERATION SUPPLY DIST	1,377.00
REMODELING	RM WELDING LLC	20,000.00
REMODELING	SABOL AND RICE INC	999.00
REMODELING	SIGN PRO INC	1,888.00
REMODELING	STANDARD PLUMBING SUPPLY	3,357.81
REMODELING	STATE FIRE SALES AND SERVICE	212.20
REMODELING	VALCOM COMPUTER CENTER	2,115.54
REMODELING	VAN BOERUM AND FRANK ASSOCIATES INC	1,350.00
REPAIRS & PARTS	ALPINE TECHNICAL SERVICES	1,025.75
REPAIRS & PARTS	APPLE COMPUTER INC	353.85
REPAIRS & PARTS	AUDIO ENHANCEMENT	150.00
REPAIRS & PARTS	BATTERY SPECIALISTS	122.00
REPAIRS & PARTS	COMPLETE SUPPLY COMPANY LLC	2,227.65
REPAIRS & PARTS	COTTERMAN COMPANY	615.42
REPAIRS & PARTS	ELECTRICAL WHOLESALE SUPPLY	5.68
REPAIRS & PARTS	EVCO HOUSE OF HOSE	325.37
REPAIRS & PARTS	FASTENAL COMPANY	112.57
REPAIRS & PARTS	FASTENER ENGINEERING	12.85
REPAIRS & PARTS	G AND K SERVICES	95.28
REPAIRS & PARTS	GRAINGER	1,636.20
REPAIRS & PARTS	GRITTON AND ASSOCIATES	2,245.00
REPAIRS & PARTS	HOBART SERVICE	88.87
REPAIRS & PARTS	INNOVATIVE PRINT CONSULTING LLC	2,354.00
REPAIRS & PARTS	INTERMOUNTAIN LOCK AND SUPPLY	725.16
REPAIRS & PARTS	JOHNSTONE SUPPLY CO	739.45
REPAIRS & PARTS	MARSHALL INDUSTRIES INC	368.00

DESCRIPTION	VENDOR	AMOUNT
REPAIRS & PARTS	MOUNTAINLAND SUPPLY LLC	3,709.71
REPAIRS & PARTS	NORTHWEST FENCE AND SUPPLY INC	2,019.06
REPAIRS & PARTS	PROFESSIONAL FLOORING SUPPLY	1,026.36
REPAIRS & PARTS	QED	1,389.38
REPAIRS & PARTS	REFRIGERATION SUPPLY DIST	3,260.37
REPAIRS & PARTS	ROCKY MOUNTAIN TURF	1,501.01
REPAIRS & PARTS	SPRINKLER SUPPLY COMPANY	8,145.41
REPAIRS & PARTS	STANDARD PLUMBING SUPPLY	1,243.67
REPAIRS & PARTS	THOMPSON LOGGING	5,040.00
REPAIRS & PARTS	TIMPVUE ANALYTICAL LABORATORIES INC	30.00
REPAIRS & PARTS	TRANS JORDAN CITIES	184.59
REPAIRS & PARTS	VALCOM COMPUTER CENTER	12.04
SAFETY SUPPLIES	GRAINGER	108.32
SALES TAX PAYABLE	UTAH STATE TAX COMMISSION	823.76
SEWER & WATER	BLUFFDALE CITY	3,343.90
SEWER & WATER	CITY OF WEST JORDAN	88,327.06
SEWER & WATER	HERRIMAN CITY	43,335.20
SEWER & WATER	KEARNS IMPROVEMENT DISTRICT	4,099.80
SEWER & WATER	RIVERTON CITY CORP	71,025.91
SEWER & WATER	SOUTH JORDAN CITY	38,278.49
SEWER & WATER	SOUTH VALLEY SEWER DISTRICT	8,089.28
SEWER & WATER	SOUTH VALLEY WATER RECLM FAC	3,936.14
SITE IMPROVEMENT	BSN SPORTS INC	305.99
SITE IMPROVEMENT	PECKHAM ASPHALT PAVING INC	11,533.00
SITE IMPROVEMENT	THORUP AND ASSOCIATES INC	2,950.00
SMALL EQUIPMENT	GRAINGER	1,564.49
SMALL EQUIPMENT	STAPLES BUSINESS ADVANTAGE	877.98
SOFTWARE	EN POINTE TECH	1,372.47
SOFTWARE	HEWLETT PACKARD ENTERPRISE COMPANY	34,565.40
SOFTWARE	LEARNING A Z	1,019.46
STAFF REWARDS	BIRD, RON	80.26
STAFF REWARDS	BURNSIDE, LINDA	29.92
STAFF REWARDS	ROSTROM, DAVID	65.49
STAFF REWARDS	SOUTH VALLEY	20.00
STAFF REWARDS	SWIRE COCA COLA USA	50.00
STATE RETIREMENT	UIEBT 401 K	4,972.20
STUDENT REGISTRATIONS	COPPER HILLS HIGH	817.00
STUDENT REGISTRATIONS	HERRIMAN HIGH SCHOOL	140.00
STUDENT REGISTRATIONS	JATC-NORTH	6,890.00
STUDENT REGISTRATIONS	JATC-SOUTH	220.00
STUDENT REGISTRATIONS	RIVERTON HIGH	675.00
SUPPLIES	ACADEMY SPORTS	18,048.00
SUPPLIES	ACCO BRANDS USA LLC	264.48
SUPPLIES	ACCUCUT SERVICES	3,017.74
SUPPLIES	AD WEAR INC	870.30
SUPPLIES	ADAMS, STEPHANIE	240.30
SUPPLIES	AIRGAS INTERMOUNTAIN	170.70
SUPPLIES	ANDERSON, CAMI	12.69
SUPPLIES	ANDERSON, SHELBY	40.99
SUPPLIES	B AND H PHOTO VIDEO	1,103.00
SUPPLIES	BARNES AND NOBLE	1,508.75
SUPPLIES	BENCHMARK EDUCATION COMPANY	2,425.50
SUPPLIES	BEYOND TECHNOLOGY	560.85
SUPPLIES	BRENT PETERSEN	39.00
SUPPLIES	BRYAN CALL	650.00
SUPPLIES	BSN SPORTS INC	327.05
SUPPLIES	CANON SOLUTIONS AMERICA INC	2,037.16
SUPPLIES	CATHY LESLIE	21.00
SUPPLIES	CHRISTENSEN, LAURIE	250.00
SUPPLIES	CMI MOULDING UTAH	11.90
SUPPLIES	CONNECTION	197.05
SUPPLIES	COTE, MICHAEL	59.45

DESCRIPTION	VENDOR	AMOUNT
SUPPLIES	DALLEY, TRINA	13.78
SUPPLIES	DAY MURRAY MUSIC	73.82
SUPPLIES	DELTA EDUCATION	1,657.23
SUPPLIES	DICK BLICK COMPANY	1,909.98
SUPPLIES	EDUTEK CORPORATION	1,181.64
SUPPLIES	EN POINTE TECH	158.48
SUPPLIES	EPPERSON, CINDY	45.00
SUPPLIES	ERIC ARMIN INC	2,978.81
SUPPLIES	ETA HAND2MIND	35.42
SUPPLIES	EVERBIND MARCO BOOK CO	192.78
SUPPLIES	FASSELIN, ANNETTE	16.25
SUPPLIES	FISO, CORRINE	76.34
SUPPLIES	FORT HERRIMAN MIDDLE	1,060.64
SUPPLIES	FOWLER BUSINESS SYSTEMS	1,886.50
SUPPLIES	FREESTONE, KELLIE	3.40
SUPPLIES	GOPHER SPORT	6,283.09
SUPPLIES	HEIDISONGS	85.50
SUPPLIES	HENRY SCHEIN INC	738.39
SUPPLIES	HERRIMAN HIGH SCHOOL	3,449.00
SUPPLIES	HILLOCK SPORTS LLC	10,530.00
SUPPLIES	HIRASE, SUSAN	52.18
SUPPLIES	HOUCHEN BINDERY LTD	200.20
SUPPLIES	HOUGHTON MIFFLIN COMPANY	344.46
SUPPLIES	IMAGING CONCEPTS LLC	22,929.00
SUPPLIES	INNOVATIVE PRINT CONSULTING LLC	3,355.00
SUPPLIES	IPRINT TECHNOLOGIES	669.00
SUPPLIES	JATC-NORTH	83.70
SUPPLIES	JOEL P JENSEN MIDDLE	1,999.00
SUPPLIES	JORDAN EDUCATION FOUNDATION	224.00
SUPPLIES	LAKESHORE LEARNING MATERIALS	2,289.20
SUPPLIES	LAMINATION DEPOT	1,305.90
SUPPLIES	LARSEN, MICHELE	31.85
SUPPLIES	LIFETIME PRODUCTS INC	1,019.97
SUPPLIES	LYBBERT, KELLY	90.97
SUPPLIES	MACHINE TOOLS WEST	131.30
SUPPLIES	MALMARK INC	597.00
SUPPLIES	MASSON, NICOLE	24.23
SUPPLIES	MCCLEARY, SANDRA	57.45
SUPPLIES	MCINTOSH COMMUNICATIONS LLC	3,300.00
SUPPLIES	MCMULLIN, AMY	33.12
SUPPLIES	MEET THE MASTERS	2,784.00
SUPPLIES	MILLER, HEATHER	23.51
SUPPLIES	MILLIKEN, DAVID	250.00
SUPPLIES	MONOPRICE INC	1,099.54
SUPPLIES	MORRIS, LESLIE	28.85
SUPPLIES	MOUNT OLYMPUS	38.00
SUPPLIES	MPTONER	868.20
SUPPLIES	NAPA AUTO PARTS	30.98
SUPPLIES	NASCO MODESTO	227.47
SUPPLIES	NATIONAL WOOD PRODUCTS	2,607.48
SUPPLIES	NICK RAIL MUSIC INC	11,935.00
SUPPLIES	NORTH, LACIE	32.36
SUPPLIES	OFFICE DEPOT	4,383.23
SUPPLIES	ONE ON ONE PROMOTIONALS	1,247.70
SUPPLIES	PASCO SCIENTIFIC	1,482.00
SUPPLIES	PETERSONS FRESH MARKET	13.86
SUPPLIES	PETTY CASH	117.24
SUPPLIES	POWER ENGINEERING CO INC	100.00
SUPPLIES	PREMIER AGENDAS	47.50
SUPPLIES	RACHEL FULLMER	18.99
SUPPLIES	REALLY GOOD STUFF	892.17
SUPPLIES	RIVERS EDGE SCHOOL	239.97

DESCRIPTION	VENDOR	AMOUNT
SUPPLIES	RR DONNELLEY CO	704.64
SUPPLIES	SALISBURY, LEE ANN	55.71
SUPPLIES	SCHOLASTIC INC	3,500.00
SUPPLIES	SCHOLASTIC MAGAZINES	401.45
SUPPLIES	SCHOOL DATEBOOKS INC	1,846.73
SUPPLIES	SCHOOL MATE	381.25
SUPPLIES	SCHOOL NURSE SUPPLY INC	589.00
SUPPLIES	SCHOOL OUTFITTERS	251.91
SUPPLIES	SCHOOL SPECIALTY	3,411.08
SUPPLIES	SMITH, REBECCA	10.67
SUPPLIES	SOUTH VALLEY	160.00
SUPPLIES	STANDARD STATIONARY SUPPLY	152.96
SUPPLIES	STEVE REGAN COMPANY	1,555.50
SUPPLIES	TEACHER DIRECT	183.84
SUPPLIES	THE HON COMPANY	3,819.78
SUPPLIES	TODD, KAYLEE	21.00
SUPPLIES	TOLEDO PHYSICAL EDUCATION SUPPLY CO	1,358.86
SUPPLIES	TRAINERS WAREHOUSE	154.45
SUPPLIES	TROXELL COMMUNICATIONS INC	10,499.65
SUPPLIES	UTAH CORRECTIONAL INDUSTRIES PRINT SHOP	13.95
SUPPLIES	VALCOM COMPUTER CENTER	485.00
SUPPLIES	VALLEY BUSINESS MACHINES	16,722.69
SUPPLIES	VALLEY HIGH	640.00
SUPPLIES	VERITIV OPERATING COMPANY	361.66
SUPPLIES	VWR INTERNATIONAL SARGENT WELCH	316.62
SUPPLIES	WARDS NATURAL SCIENCE ESTABLISHMENT, LLC	1,310.24
SUPPLIES	WEST HILLS MIDDLE	767.04
SUPPLIES	WEST JORDAN HIGH	60.00
SUPPLIES	WILLIAM V MACGILL AND CO	77.99
SUPPLIES	WOODBURN PRESS	289.94
SUPPLIES	YOCUM, DANA	47.25
SUPPORT VEHICLE FUEL & SHOP SU	STATE OF UTAH GASCARD	3,092.60
TAX SHELTER ANNUITY	UIEBT 401 K	7,057.76
TECHNOLOGY SUPPLIES	ADORAMA INC	970.00
TECHNOLOGY SUPPLIES	APPLE COMPUTER INC	41,953.00
TECHNOLOGY SUPPLIES	CONNECTION	6,670.31
TECHNOLOGY SUPPLIES	EN POINTE TECH	11,616.38
TECHNOLOGY SUPPLIES	HP INC	12,719.00
TECHNOLOGY SUPPLIES	VALCOM COMPUTER CENTER	14,946.14
TELEPHONE	CENTURYLINK	14,521.67
TELEPHONE	IDDINGS, SCOTT	59.83
TELEPHONE	VERIZON WIRELESS	14,633.53
TEXTBOOKS	ATTAINMENT COMPANY	729.75
TEXTBOOKS	BARNES AND NOBLE	3,849.65
TEXTBOOKS	DON JOHNSTON INC	1,509.84
TEXTBOOKS	EVERBIND MARCO BOOK CO	4,896.94
TEXTBOOKS	FRANKLIN COVEY	1,783.70
TEXTBOOKS	GIBBS M SMITH PUBLISHER	4,301.16
TEXTBOOKS	HOUCHE BINDERY LTD	314.60
TEXTBOOKS	LAKESHORE LEARNING MATERIALS	925.30
TEXTBOOKS	MOUNTAIN STATE SCHOOLBOOK DEPOSITORY	140,230.04
TEXTBOOKS	PEARSON EDUCATION	744.88
TEXTBOOKS	PERFECTION LEARNING CORP	2,762.38
TEXTBOOKS	RAINBOW RESOURCE CENTER INC	396.11
TEXTBOOKS	TRIVEDI CHEMISTRY	2,380.00
TEXTBOOKS	UTAH CORRECTIONAL INDUSTRIES PRINT SHOP	4,618.90
TRAVEL CONVENTION	ANDOLSEK, MICHAEL	156.00
TRAVEL CONVENTION	BEARDEN, SULA	300.00
TRAVEL CONVENTION	BIRD, RON	84.00
TRAVEL CONVENTION	BYERLINE, KATHARINE	1,103.30
TRAVEL CONVENTION	COPPER HILLS HIGH	674.00
TRAVEL CONVENTION	HERRIMAN HIGH SCHOOL	1,022.00

DESCRIPTION	VENDOR	AMOUNT
TRAVEL CONVENTION	HOFFMAN, RONNA	477.90
TRAVEL CONVENTION	JATC-NORTH	2,399.06
TRAVEL CONVENTION	JATC-SOUTH	60.00
TRAVEL CONVENTION	JENSEN, SHARON	228.00
TRAVEL CONVENTION	JOHNSON, PATRICE	248.00
TRAVEL CONVENTION	MUIR, BONNIE	54.00
TRAVEL CONVENTION	NORDICK, SHELLEY	235.05
TRAVEL CONVENTION	RIVERTON HIGH	4,119.06
TRAVEL CONVENTION	ROBINSON, LISA	1,165.88
TRAVEL CONVENTION	SOWA, MARK	54.00
TRAVEL CONVENTION	WEST JORDAN HIGH	1,847.68
TRAVEL CONVENTION	WEST JORDAN MIDDLE	624.00
UNEMPLOYMENT INSURANCE	EMPLOYER ADVOCATES LLC	1,075.00
UNEMPLOYMENT INSURANCE	UTAH DEPT WORKFORCE SERVICES	724.77
UNITED WAY W/H	JORDAN EDUCATION FOUNDATION	789.00
UNIVERSAL LIFE INSURANCE	LINA	33,691.93
UTENSIL ITEMS	RESTAURANT AND STORE EQUIPMENT CO	1,275.96
UTENSIL ITEMS	THOMAS PETROLEUM LLC	1,017.40
VEHICLE REPAIRS	AAA SPRING SPECIALIST INC	2,335.98
VEHICLE REPAIRS	ASSOCIATED TOWING	150.00
VEHICLE REPAIRS	AUTO GLASS NOW LLC	625.22
VEHICLE REPAIRS	BEST DEAL SPRINGS INC	672.39
VEHICLE REPAIRS	BRYSON SALES AND SERVICE	6,074.58
VEHICLE REPAIRS	CUMMINS INTERMOUNTAIN LLC	95.90
VEHICLE REPAIRS	EMERALD SERVICES INC	390.40
VEHICLE REPAIRS	GENERATOR EXCHANGE INC	93.60
VEHICLE REPAIRS	HONNEN EQUIPMENT	6,650.16
VEHICLE REPAIRS	INDUSTRIAL INJECTION SERVICES INC	825.00
VEHICLE REPAIRS	INTERMOUNTAIN RADIATOR AND AC	125.00
VEHICLE REPAIRS	INTERSTATE BILLING SERVICE INC	10,317.23
VEHICLE REPAIRS	JERRY SEINER CHEVROLET	1,110.35
VEHICLE REPAIRS	KENWORTH SALES COMPANY INC	46.00
VEHICLE REPAIRS	LARRY H MILLER FORD LINCOLN DRAPER	131.73
VEHICLE REPAIRS	LASERLINE ALIGNMENT SERVICES	500.00
VEHICLE REPAIRS	LEWIS TRANSPORTATION SALES	5,544.97
VEHICLE REPAIRS	MASTER MUFFLER OF WEST JORDAN	450.00
VEHICLE REPAIRS	MFCP INC	1,759.76
VEHICLE REPAIRS	NAPA AUTO PARTS	1,367.37
VEHICLE REPAIRS	PRIME MACHINE INC	250.00
VEHICLE REPAIRS	SMITH POWER PRODUCTS INC	88.28
VEHICLES	WHEELER POWER SYSTEMS	891.76
WAGE ASSIGN	CALIFORNIA STATE DISTRIBUTION UNIT	290.00
WAGE ASSIGN	CHILD SUPPORT SERVICES	4,275.30
WAGE ASSIGN	EDWIN B PARRY	1,663.24
WAGE ASSIGN	GC SERVICES LP	467.22
WAGE ASSIGN	GREGORY M CONSTANTINO	619.81
WAGE ASSIGN	JAY V BARNEY 0224	702.52
WAGE ASSIGN	JOHNSON AND MARK LLC	738.64
WAGE ASSIGN	KIRK A CULLIMORE	822.84
WAGE ASSIGN	MOUNTAIN LOAN CENTER INC	999.87
WAGE ASSIGN	OLSON SHANER	1,024.68
WAGE ASSIGN	PERFORMANT INC	619.59
WAGE ASSIGN	PIONEER CREDIT RECOVERY INC	751.52
WAGE ASSIGN	SEAN D REYES	299.37
WAGE ASSIGN	UHEAA	675.30
WAGE ASSIGN	UNITED STATES DEPARTMENT OF EDUCATION	542.36
WAGE ASSIGN	UNITED STATES TREASURY	357.00
WAGE ASSIGN	VAN RU CREDIT CORPORATION	465.21
GRAND TOTAL		<u>\$ 11,219,037.63</u>

Jordan School District  
**FINANCIAL REPORT - JULY 2017**

Summary of Funds and Functions

<u>Fund #</u>	<u>Name</u>	<u>Examples of Activity</u>
10	General Fund (aka Maintenance and Operations)	K-12 instruction, support services offices
23	Non K-12 Fund	Pre-school, Adult Education, Community Education, coaches/advisor stipends
31	Debt Service Fund	General Obligation Bonds repayment
32	Capital Projects Fund (aka Capital Outlay)	Major construction and maintenance projects; land, bus, and equipment purchases
51	Nutrition Services Fund (aka School Lunch)	School breakfast and lunch sales and all associated costs
60	Health and Accident Self-Insurance Fund	Health, life, disability, and industrial insurance premiums and claims
75	Jordan Education Foundation Fund	Donations earmarked for Foundation

Expenditure

<u>Function #</u>	<u>Name</u>	<u>Examples of Activity</u>
1000	Instruction	Student classroom costs; teachers, substitutes, textbooks, supplies, etc.
2100	Support Services - Students	Nurses, psychologists, counselors, Guidance, Planning and Student Services
2200	Support Services - Instructional Staff	Curriculum, teacher professional development, media centers, testing
2300	Support Services - District Administration	Board of Education, superintendent, area administrators of schools
2400	Support Services - School Administration	Principals, assistant principals, office staff, registrars, school postage
2500	Support Services - Business	Business administrator, Accounting, Payroll, Purchasing
2600	Support Services - Operations and Maintenance	Utilities, Custodial, Maintenance, Central Warehouse, property management
2700	Support Services - Transportation	Student transportation to and from school, field trips
2800	Support Services - Other Central	Human Resources, Information Systems, Communications, Insurance Services
3100	Food Services	Nutrition Services
3300	Community Services	Pre-School, Adult Education, Community Education, coaches/advisor stipends, Foundation
4000	Facilities Acquisition and Construction	Major construction and maintenance projects; land, bus, and equipment purchases
5100	Debt Services	Repayment of bonds
8000	Foundation Donations	Donations earmarked for Foundation

Description	2017-18 Revised Budget	Encumbered Amount	July 2017-18 Monthly Activity	2017-18 FYTD Activity	Unencumbered Balance	Percent Remaining
10 MAINTENANCE & OPERATIONS						
1000 LOCAL REVENUE						
AD VALOREM TAXES	69,477,606.00	0.00	161,229.66	161,229.66	69,316,376.34	99.77%
AD VALOREM TAXES	5,003,094.00	0.00	601,801.97	601,801.97	4,401,292.03	87.97%
TUITIONS	1,891,680.00	0.00	7,000.00	7,000.00	1,884,680.00	99.63%
INVESTMENT EARNINGS	1,170,000.00	0.00	347,735.35	347,735.35	822,264.65	70.28%
OTHER LOCAL REVENUE	4,824,307.00	0.00	209,795.20	209,795.20	4,614,511.80	95.65%
LOCAL REVENUE	82,366,687.00	0.00	1,327,562.18	1,327,562.18	81,039,124.82	98.39%
3000 STATE REVENUE						
STATE REVENUE	147,130,795.00	0.00	12,491,042.63	12,491,042.63	134,639,752.37	91.51%
RESTRICTED GRANT OPTIONAL	33,819,364.00	0.00	2,625,547.39	2,625,547.39	31,193,816.61	92.24%
RESTRICTED GRANT VOC & OTHER	13,424,224.00	0.00	1,232,604.44	1,232,604.44	12,191,619.56	90.82%
RESTRICTED GRANT BASIC PROG	7,056,134.00	0.00	666,303.59	666,303.59	6,389,830.41	90.56%
RESTRICTED GRANT SPEC PURPOSE	18,820,091.43	0.00	6,002,154.74	6,002,154.74	12,817,936.69	68.11%
SCHOOL BLDG FOUNDATION AID	1,622,237.00	0.00	0.00	0.00	1,622,237.00	100.00%
MISCELLANEOUS STATE PROGRAMS	526,438.00	0.00	10,564.00	10,564.00	515,874.00	97.99%
SUPPLEMENTAL APPROPRIATIONS	17,387,545.00	0.00	1,446,274.25	1,446,274.25	15,941,270.75	91.68%
MISCELLANEOUS STATE REVENUE	13,000.00	0.00	383.60	383.60	12,616.40	97.05%
STATE REVENUE	239,799,828.43	0.00	24,474,874.64	24,474,874.64	215,324,953.79	89.79%
4000 FEDERAL REVENUE						
UNRESTRICTED GRANT THRU STATE	265,628.00	0.00	0.00	0.00	265,628.00	100.00%
RESTRICTED GRANT DIRECT	20,799.00	0.00	0.00	0.00	20,799.00	100.00%
RESTRICTED GRANT THRU STATE	11,552,919.00	0.00	2,085,975.51	2,085,975.51	9,466,943.49	81.94%
FEDERAL REVENUE OTHER AGENCIES	20,000.00	0.00	0.00	0.00	20,000.00	100.00%
FEDERAL NCLB	4,709,390.00	0.00	144,015.00	144,015.00	4,565,375.00	96.94%
FEDERAL NCLB	97,080.00	0.00	0.00	0.00	97,080.00	100.00%
FEDERAL REVENUE	16,665,816.00	0.00	2,229,990.51	2,229,990.51	14,435,825.49	86.62%
5000 OTHER LOCAL SOURCES						
TRANSFER IN FROM OTHER FUNDS	-181,578.00	0.00	0.00	0.00	-181,578.00	100.00%
OTHER LOCAL SOURCES	-181,578.00	0.00	0.00	0.00	-181,578.00	100.00%
MAINTENANCE & OPERATIONS	338,650,753.43	0.00	28,032,427.33	28,032,427.33	310,618,326.10	91.72%

Description	2017-18 Revised Budget	Encumbered Amount	July 2017-18 Monthly Activity	2017-18 FYTD Activity	Unencumbered Balance	Percent Remaining
21	STUDENT ACTIVITIES FUND					
1000	LOCAL REVENUE					
INVESTMENT EARNINGS	60,000.00	0.00	0.00	0.00	60,000.00	100.00%
FOUNDATION	200,000.00	0.00	27.54	27.54	199,972.46	99.99%
	3,750,000.00	0.00	285.73	285.73	3,749,714.27	99.99%
OTHER LOCAL REVENUE	3,990,000.00	0.00	25,585.17	25,585.17	3,964,414.83	99.36%
LOCAL REVENUE	8,000,000.00	0.00	25,898.44	25,898.44	7,974,101.56	99.68%
STUDENT ACTIVITIES FUND	8,000,000.00	0.00	25,898.44	25,898.44	7,974,101.56	99.68%
=====						
23	NON K-12					
1000	LOCAL REVENUE					
AD VALOREM TAXES	719,582.00	0.00	2,649.60	2,649.60	716,932.40	99.63%
AD VALOREM TAXES	51,818.00	0.00	11,263.26	11,263.26	40,554.74	78.26%
TUITIONS	30,000.00	0.00	2,198.71	2,198.71	27,801.29	92.67%
INVESTMENT EARNINGS	30,000.00	0.00	22.82	22.82	29,977.18	99.92%
OTHER LOCAL REVENUE	856,935.00	0.00	1,446.80	1,446.80	855,488.20	99.83%
LOCAL REVENUE	1,688,335.00	0.00	17,581.19	17,581.19	1,670,753.81	98.96%
3000	STATE REVENUE					
RESTRICTED GRANT OPTIONAL	4,029,894.00	0.00	282,295.86	282,295.86	3,747,598.14	92.99%
RESTRICTED GRANT VOC & OTHER	482,089.00	0.00	32,909.61	32,909.61	449,179.39	93.17%
UNRESTRICTED GRANT BASIC PROG	60,000.00	0.00	0.00	0.00	60,000.00	100.00%
STATE REVENUE	4,571,983.00	0.00	315,205.47	315,205.47	4,256,777.53	93.11%
4000	FEDERAL REVENUE					
RESTRICTED GRANT DIRECT	342,141.00	0.00	6,938.00	6,938.00	335,203.00	97.97%
RESTRICTED GRANT THRU STATE	3,520,224.00	0.00	230,734.66	230,734.66	3,289,489.34	93.45%
FEDERAL REVENUE OTHER AGENCIES	0.00	0.00	2,125.41	2,125.41	-2,125.41	0.00%
FEDERAL REVENUE	3,862,365.00	0.00	239,798.07	239,798.07	3,622,566.93	93.79%
NON K-12	10,122,683.00	0.00	572,584.73	572,584.73	9,550,098.27	94.34%
=====						
26	Tax Increment					
1000	LOCAL REVENUE					
AD VALOREM TAXES	13,500,000.00	0.00	0.00	0.00	13,500,000.00	100.00%
LOCAL REVENUE	13,500,000.00	0.00	0.00	0.00	13,500,000.00	100.00%

Description	2017-18 Revised Budget	Encumbered Amount	July 2017-18 Monthly Activity	2017-18 FYTD Activity	Unencumbered Balance	Percent Remaining
26 0000	Tax Increment					
Tax Increment	13,500,000.00	0.00	0.00	0.00	13,500,000.00	100.00%
=====						
31 1000	DEBT SERVICE LOCAL REVENUE					
AD VALOREM TAXES	11,589,069.00	0.00	44,448.95	44,448.95	11,544,620.05	99.62%
AD VALOREM TAXES	834,531.00	0.00	119,672.08	119,672.08	714,858.92	85.66%
INVESTMENT EARNINGS	40,000.00	0.00	7,450.31	7,450.31	32,549.69	81.37%
LOCAL REVENUE	12,463,600.00	0.00	171,571.34	171,571.34	12,292,028.66	98.62%
DEBT SERVICE	12,463,600.00	0.00	171,571.34	171,571.34	12,292,028.66	98.62%
=====						
32 1000	CAPITAL OUTLAY LOCAL REVENUE					
AD VALOREM TAXES	41,774,699.00	0.00	71,355.50	71,355.50	41,703,343.50	99.83%
AD VALOREM TAXES	956,801.00	0.00	253,736.11	253,736.11	703,064.89	73.48%
INVESTMENT EARNINGS	420,000.00	0.00	37,759.78	37,759.78	382,240.22	91.01%
LOCAL REVENUE	43,151,500.00	0.00	362,851.39	362,851.39	42,788,648.61	99.16%
4000	FEDERAL REVENUE					
FEDERAL REVENUE OTHER AGENCIES	412,144.00	0.00	0.00	0.00	412,144.00	100.00%
FEDERAL REVENUE	412,144.00	0.00	0.00	0.00	412,144.00	100.00%
5000	OTHER LOCAL SOURCES					
BONDS	100,613,956.00	0.00	0.00	0.00	100,613,956.00	100.00%
SALE OF FIXED ASSETS	85,000.00	0.00	5,349.73	5,349.73	79,650.27	93.71%
OTHER LOCAL SOURCES	100,698,956.00	0.00	5,349.73	5,349.73	100,693,606.27	99.99%
CAPITAL OUTLAY	144,262,600.00	0.00	368,201.12	368,201.12	143,894,398.88	99.74%
=====						

Description	2017-18 Revised Budget	Encumbered Amount	July 2017-18 Monthly Activity	2017-18 FYTD Activity	Unencumbered Balance	Percent Remaining
51 SCHOOL FOODS						
1000 LOCAL REVENUE						
INVESTMENT EARNINGS	60,000.00	0.00	0.00	0.00	60,000.00	100.00%
FOOD SERVICES REVENUE	7,753,000.00	0.00	102,436.02	102,436.02	7,650,563.98	98.68%
OTHER LOCAL REVENUE	50,000.00	0.00	115.00	115.00	49,885.00	99.77%
LOCAL REVENUE	7,863,000.00	0.00	102,551.02	102,551.02	7,760,448.98	98.70%
3000 STATE REVENUE						
RESTRICTED GRANT VOC & OTHER	3,700,000.00	0.00	1,627,180.80	1,627,180.80	2,072,819.20	56.02%
STATE REVENUE	3,700,000.00	0.00	1,627,180.80	1,627,180.80	2,072,819.20	56.02%
4000 FEDERAL REVENUE						
RESTRICTED GRANT THRU STATE	8,715,460.00	0.00	169,529.45	169,529.45	8,545,930.55	98.05%
FEDERAL REVENUE	8,715,460.00	0.00	169,529.45	169,529.45	8,545,930.55	98.05%
SCHOOL FOODS	20,278,460.00	0.00	1,899,261.27	1,899,261.27	18,379,198.73	90.63%
=====	=====	=====	=====	=====	=====	=====
60 HEALTH & ACCIDENT SELF INSURED						
1000 LOCAL REVENUE						
INVESTMENT EARNINGS	140,000.00	0.00	0.00	0.00	140,000.00	100.00%
OTHER LOCAL REVENUE	37,175,000.00	0.00	1,422,870.22	1,422,870.22	35,752,129.78	96.17%
LOCAL REVENUE	37,315,000.00	0.00	1,422,870.22	1,422,870.22	35,892,129.78	96.19%
HEALTH & ACCIDENT SELF INSURED	37,315,000.00	0.00	1,422,870.22	1,422,870.22	35,892,129.78	96.19%
=====	=====	=====	=====	=====	=====	=====
75 FOUNDATION						
5000 OTHER LOCAL SOURCES						
TRANSFER IN FROM OTHER FUNDS	181,578.00	0.00	0.00	0.00	181,578.00	100.00%
OTHER LOCAL SOURCES	181,578.00	0.00	0.00	0.00	181,578.00	100.00%
8000 JORDAN DIST DASH						
JORDAN DIST DASH	750,000.00	0.00	4,242.66	4,242.66	745,757.34	99.43%
	0.00	0.00	130.00	130.00	-130.00	0.00%
AEROSPACE PROGRAM	0.00	0.00	7,547.50	7,547.50	-7,547.50	0.00%
	0.00	0.00	3,769.98	3,769.98	-3,769.98	0.00%

Description	2017-18 Revised Budget	Encumbered Amount	July 2017-18 Monthly Activity	2017-18 FYTD Activity	Unencumbered Balance	Percent Remaining
75 FOUNDATION						
8000 JORDAN DIST DASH						
MUSIC PROGRAM	0.00	0.00	4,035.00	4,035.00	-4,035.00	0.00%
FOUNDATION	0.00	0.00	250.06	250.06	-250.06	0.00%
JORDAN DIST DASH	750,000.00	0.00	19,975.20	19,975.20	730,024.80	97.34%
FOUNDATION	931,578.00	0.00	19,975.20	19,975.20	911,602.80	97.86%
Grand Revenue Totals	585,524,674.43	0.00	32,512,789.65	32,512,789.65	553,011,884.78	94.45%

Number of Accounts: 333

\*\*\*\*\* End of report \*\*\*\*\*

Description	2017-18 Revised Budget	Encumbered Amount	July 2017-18 Monthly Activity	2017-18 FYTD Activity	Unencumbered Balance	Percent Remaining
10	MAINTENANCE & OPERATIONS					
1000	INSTRUCTION					
SALARIES	172,031,986.43	0.00	1,228,938.89	1,228,938.89	170,803,047.54	99.29%
EMPLOYEE BENEFITS	71,188,703.12	0.00	596,244.44	596,244.44	70,592,458.68	99.16%
CONTRACT SERVICES	2,809,338.00	87,032.82	91,085.42	91,085.42	2,631,219.76	93.66%
REPAIRS	36,200.00	195.00	1,456.00	1,456.00	34,549.00	95.44%
MISCELLANEOUS	1,159,740.00	16,622.68	52.13	52.13	1,143,065.19	98.56%
SUPPLIES	16,514,162.79	1,926,908.51	413,133.03	413,133.03	14,174,121.25	85.83%
EQUIPMENT	687,007.00	101,573.75	796,792.05	796,792.05	-211,358.80	-30.77%
OTHER OBJECTS	3,192,125.00	0.00	395.99	395.99	3,191,729.01	99.99%
INSTRUCTION	267,619,262.34	2,132,332.76	3,128,097.95	3,128,097.95	262,358,831.63	98.03%
2100	SUPPORT SERVICES STUDENTS					
SALARIES	8,894,089.00	0.00	161,451.12	161,451.12	8,732,637.88	98.18%
EMPLOYEE BENEFITS	3,176,054.00	0.00	49,190.31	49,190.31	3,126,863.69	98.45%
CONTRACT SERVICES	14,430.00	0.00	0.00	0.00	14,430.00	100.00%
REPAIRS	1,000.00	0.00	0.00	0.00	1,000.00	100.00%
MISCELLANEOUS	32,644.00	0.00	1,785.41	1,785.41	30,858.59	94.53%
SUPPLIES	28,173.00	1,007.03	143.16	143.16	27,022.81	95.92%
EQUIPMENT	750.00	0.00	0.00	0.00	750.00	100.00%
OTHER OBJECTS	6,500.00	0.00	0.00	0.00	6,500.00	100.00%
SUPPORT SERVICES STUDENTS	12,153,640.00	1,007.03	212,570.00	212,570.00	11,940,062.97	98.24%
2200	SUPPORT SERVICES INSTRCT STAFF					
SALARIES	8,459,259.61	0.00	496,413.24	496,413.24	7,962,846.37	94.13%
EMPLOYEE BENEFITS	3,339,616.00	0.00	173,894.87	173,894.87	3,165,721.13	94.79%
CONTRACT SERVICES	1,454,083.00	82,397.72	10,106.34	10,106.34	1,361,578.94	93.64%
REPAIRS	7,130.00	0.00	0.00	0.00	7,130.00	100.00%
MISCELLANEOUS	327,361.00	4,763.66	46,804.07	46,804.07	275,793.27	84.25%
SUPPLIES	1,104,521.95	56,309.20	39,997.32	39,997.32	1,008,215.43	91.28%
EQUIPMENT	693,877.00	1,449.00	-296.50	-296.50	692,724.50	99.83%
OTHER OBJECTS	73,720.00	0.00	0.00	0.00	73,720.00	100.00%
SUPPORT SERVICES INSTRCT STAFF	15,459,568.56	144,919.58	766,919.34	766,919.34	14,547,729.64	94.10%
2300	SUPPORT SERVICES DIST GEN ADMN					
SALARIES	1,244,646.00	0.00	134,432.01	134,432.01	1,110,213.99	89.20%
EMPLOYEE BENEFITS	575,819.00	0.00	57,716.77	57,716.77	518,102.23	89.98%
CONTRACT SERVICES	395,710.00	0.00	28,319.30	28,319.30	367,390.70	92.84%
REPAIRS	750.00	0.00	0.00	0.00	750.00	100.00%
MISCELLANEOUS	112,380.00	0.00	1,476.56	1,476.56	110,903.44	98.69%
SUPPLIES	64,095.00	24.00	575.41	575.41	63,495.59	99.06%
OTHER OBJECTS	45,500.00	0.00	43,582.00	43,582.00	1,918.00	4.22%
SUPPORT SERVICES DIST GEN ADMN	2,438,900.00	24.00	266,102.05	266,102.05	2,172,773.95	89.09%

Description	2017-18 Revised Budget	Encumbered Amount	July 2017-18 Monthly Activity	2017-18 FYTD Activity	Unencumbered Balance	Percent Remaining
10	MAINTENANCE & OPERATIONS					
2400	SUPPORT SERVICES SCHOOL ADMIN					
SALARIES	16,219,512.00	0.00	1,254,482.35	1,254,482.35	14,965,029.65	92.27%
EMPLOYEE BENEFITS	6,819,956.00	0.00	484,489.32	484,489.32	6,335,466.68	92.90%
CONTRACT SERVICES	0.00	0.00	500.00	500.00	-500.00	0.00%
MISCELLANEOUS	636,690.12	0.00	17,625.39	17,625.39	619,064.73	97.23%
SUPPLIES	4,845.00	5,409.16	-106.56	-106.56	-457.60	-9.44%
SUPPORT SERVICES SCHOOL ADMIN	23,681,003.12	5,409.16	1,756,990.50	1,756,990.50	21,918,603.46	92.56%
2500	SUPPORT SERVICES BUSINESS					
SALARIES	1,608,195.00	0.00	132,861.85	132,861.85	1,475,333.15	91.74%
EMPLOYEE BENEFITS	752,219.00	0.00	60,052.92	60,052.92	692,166.08	92.02%
CONTRACT SERVICES	5,605.00	0.00	0.00	0.00	5,605.00	100.00%
REPAIRS	300.00	0.00	0.00	0.00	300.00	100.00%
MISCELLANEOUS	1,083,230.00	8.95	793.42	793.42	1,082,427.63	99.93%
SUPPLIES	23,650.00	88.87	425.55	425.55	23,135.58	97.82%
EQUIPMENT	3,490.00	0.00	0.00	0.00	3,490.00	100.00%
OTHER OBJECTS	6,750.00	0.00	0.00	0.00	6,750.00	100.00%
SUPPORT SERVICES BUSINESS	3,483,439.00	97.82	194,133.74	194,133.74	3,289,207.44	94.42%
2600	OPERATION/MAINT OF PLANT					
SALARIES	13,832,436.00	0.00	1,268,663.59	1,268,663.59	12,563,772.41	90.83%
EMPLOYEE BENEFITS	5,930,812.00	0.00	520,277.06	520,277.06	5,410,534.94	91.23%
CONTRACT SERVICES	189,372.00	1,800.00	57,481.00	57,481.00	130,091.00	68.70%
REPAIRS	965,254.00	7,313.03	35,779.51	35,779.51	922,161.46	95.54%
MISCELLANEOUS	175,750.00	99.98	11,150.52	11,150.52	164,499.50	93.60%
SUPPLIES	16,085,318.00	111,750.29	967,942.01	967,942.01	15,005,625.70	93.29%
EQUIPMENT	6,500.00	0.00	0.00	0.00	6,500.00	100.00%
OTHER OBJECTS	23,100.00	0.00	0.00	0.00	23,100.00	100.00%
OPERATION/MAINT OF PLANT	37,208,542.00	120,963.30	2,861,293.69	2,861,293.69	34,226,285.01	91.99%
2700	STUDENT TRANSPORTATION SERVICE					
SALARIES	6,709,308.00	0.00	269,663.92	269,663.92	6,439,644.08	95.98%
EMPLOYEE BENEFITS	3,105,316.00	0.00	99,220.70	99,220.70	3,006,095.30	96.80%
CONTRACT SERVICES	107,700.00	135,176.64	3,648.41	3,648.41	-31,125.05	-28.90%
REPAIRS	22,000.00	0.00	791.48	791.48	21,208.52	96.40%
MISCELLANEOUS	102,490.00	0.00	3,526.07	3,526.07	98,963.93	96.56%
SUPPLIES	2,970,610.00	25,849.58	76,191.39	76,191.39	2,868,569.03	96.56%
EQUIPMENT	10,000.00	3,848.68	2,935.00	2,935.00	3,216.32	32.16%
OTHER OBJECTS	7,000.00	0.00	0.00	0.00	7,000.00	100.00%
STUDENT TRANSPORTATION SERVICE	13,034,424.00	164,874.90	455,976.97	455,976.97	12,413,572.13	95.24%



Description	2017-18 Revised Budget	Encumbered Amount	July 2017-18 Monthly Activity	2017-18 FYTD Activity	Unencumbered Balance	Percent Remaining
23 1000	NON K-12 INSTRUCTION					
CONTRACT SERVICES	0.00	0.00	11.68	11.68	-11.68	0.00%
INSTRUCTION	0.00	0.00	11.68	11.68	-11.68	0.00%
3300	COMMUNITY SERVICES					
SALARIES	7,128,691.00	0.00	189,249.08	189,249.08	6,939,441.92	97.35%
EMPLOYEE BENEFITS	2,402,648.00	0.00	53,368.84	53,368.84	2,349,279.16	97.78%
CONTRACT SERVICES	39,340.00	0.00	699.00	699.00	38,641.00	98.22%
REPAIRS	60,300.00	0.00	0.00	0.00	60,300.00	100.00%
MISCELLANEOUS	148,361.00	9,657.43	5,186.37	5,186.37	133,517.20	89.99%
SUPPLIES	641,804.00	38,382.94	5,040.17	5,040.17	598,380.89	93.23%
EQUIPMENT	20,000.00	0.00	0.00	0.00	20,000.00	100.00%
OTHER OBJECTS	226,086.00	0.00	192.44	192.44	225,893.56	99.91%
COMMUNITY SERVICES	10,667,230.00	48,040.37	253,735.90	253,735.90	10,365,453.73	97.17%
NON K-12	10,667,230.00	48,040.37	253,747.58	253,747.58	10,365,442.05	97.17%
=====						
26 3300	Tax Increment COMMUNITY SERVICES					
OTHER OBJECTS	13,500,000.00	0.00	0.00	0.00	13,500,000.00	100.00%
COMMUNITY SERVICES	13,500,000.00	0.00	0.00	0.00	13,500,000.00	100.00%
Tax Increment	13,500,000.00	0.00	0.00	0.00	13,500,000.00	100.00%
=====						
31 5100	DEBT SERVICE DEBT SERVICES					
OTHER OBJECTS	15,851,435.00	0.00	0.00	0.00	15,851,435.00	100.00%
DEBT SERVICES	15,851,435.00	0.00	0.00	0.00	15,851,435.00	100.00%
DEBT SERVICE	15,851,435.00	0.00	0.00	0.00	15,851,435.00	100.00%
=====						

Description	2017-18 Revised Budget	Encumbered Amount	July 2017-18 Monthly Activity	2017-18 FYTD Activity	Unencumbered Balance	Percent Remaining
32 1000	CAPITAL OUTLAY INSTRUCTION					
CONTRACT SERVICES	0.00	0.00	0.00	0.00	0.00	0.00%
SUPPLIES	1,154,837.51	635,960.80	72,429.68	72,429.68	446,447.03	38.66%
INSTRUCTION	1,154,837.51	635,960.80	72,429.68	72,429.68	446,447.03	38.66%
2200	SUPPORT SERVICES INSTRCT STAFF					
SUPPLIES	129,987.20	106,841.23	15,924.50	15,924.50	7,221.47	5.56%
SUPPORT SERVICES INSTRCT STAFF	129,987.20	106,841.23	15,924.50	15,924.50	7,221.47	5.56%
2300	SUPPORT SERVICES DIST GEN ADMN					
MISCELLANEOUS	520,000.00	0.00	0.00	0.00	520,000.00	100.00%
SUPPORT SERVICES DIST GEN ADMN	520,000.00	0.00	0.00	0.00	520,000.00	100.00%
2400	SUPPORT SERVICES SCHOOL ADMIN					
MISCELLANEOUS	0.00	0.00	28.44	28.44	-28.44	0.00%
SUPPORT SERVICES SCHOOL ADMIN	0.00	0.00	28.44	28.44	-28.44	0.00%
2600	OPERATION/MAINT OF PLANT					
SALARIES	45,000.00	0.00	0.00	0.00	45,000.00	100.00%
CONTRACT SERVICES	5,000.00	0.00	0.00	0.00	5,000.00	100.00%
REPAIRS	10,000.00	0.00	0.00	0.00	10,000.00	100.00%
MISCELLANEOUS	16,400.00	0.00	390.58	390.58	16,009.42	97.62%
SUPPLIES	13,200.00	0.00	0.00	0.00	13,200.00	100.00%
OTHER OBJECTS	68,000.00	0.00	0.00	0.00	68,000.00	100.00%
OPERATION/MAINT OF PLANT	157,600.00	0.00	390.58	390.58	157,209.42	99.75%
4000	FACILITIES AQUISITION & CONSTR					
SALARIES	487,681.00	0.00	35,902.19	35,902.19	451,778.81	92.64%
EMPLOYEE BENEFITS	202,736.00	0.00	15,587.50	15,587.50	187,148.50	92.31%
FACILITIES AQUISITION & CONSTR	690,417.00	0.00	51,489.69	51,489.69	638,927.31	92.54%
4100	SITE ACQUISITION SERVICES					
CONTRACT SERVICES	37,000.00	4,200.00	0.00	0.00	32,800.00	88.65%
EQUIPMENT	5,000,000.00	0.00	0.00	0.00	5,000,000.00	100.00%

Description	2017-18 Revised Budget	Encumbered Amount	July 2017-18 Monthly Activity	2017-18 FYTD Activity	Unencumbered Balance	Percent Remaining
32 CAPITAL OUTLAY						
4100 SITE ACQUISITION SERVICES						
SITE ACQUISITION SERVICES	5,037,000.00	4,200.00	0.00	0.00	5,032,800.00	99.92%
4200 SITE IMPROVEMENT SERVICES						
EQUIPMENT	14,765,889.00	10,779,520.35	1,479,857.14	1,479,857.14	2,506,511.51	16.98%
SITE IMPROVEMENT SERVICES	14,765,889.00	10,779,520.35	1,479,857.14	1,479,857.14	2,506,511.51	16.98%
4300 ARCHITECTURAL & ENGINEERING						
EQUIPMENT	67,500,000.00	139,297,114.63	2,904,150.74	2,904,150.74	-74,701,265.37	-110.67%
ARCHITECTURAL & ENGINEERING	67,500,000.00	139,297,114.63	2,904,150.74	2,904,150.74	-74,701,265.37	-110.67%
4400 BUILDING REPAIRS & REMODELING						
EQUIPMENT	6,181,000.00	740,447.53	-65,577.21	-65,577.21	5,506,129.68	89.08%
BUILDING REPAIRS & REMODELING	6,181,000.00	740,447.53	-65,577.21	-65,577.21	5,506,129.68	89.08%
4500 BUILDING ACQUISITION/CONSTRUCT						
SUPPLIES	0.00	79,360.55	9,149.79	9,149.79	-88,510.34	0.00%
EQUIPMENT	4,370,973.91	99,617.64	85,196.76	85,196.76	4,186,159.51	95.77%
BUILDING ACQUISITION/CONSTRUCT	4,370,973.91	178,978.19	94,346.55	94,346.55	4,097,649.17	93.75%
4600 BUILDING IMPROVEMENT SERVICES						
SUPPLIES	0.00	12,630.72	1,583.95	1,583.95	-14,214.67	0.00%
EQUIPMENT	1,168,500.00	416,113.14	-1,904.52	-1,904.52	754,291.38	64.55%
BUILDING IMPROVEMENT SERVICES	1,168,500.00	428,743.86	-320.57	-320.57	740,076.71	63.34%
4700 DATA PROCESSING						
SUPPLIES	0.00	28,055.33	35,927.13	35,927.13	-63,982.46	0.00%
EQUIPMENT	2,910,000.00	1,589,407.38	4,102.69	4,102.69	1,316,489.93	45.24%
DATA PROCESSING	2,910,000.00	1,617,462.71	40,029.82	40,029.82	1,252,507.47	43.04%

Description	2017-18 Revised Budget	Encumbered Amount	July 2017-18 Monthly Activity	2017-18 FYTD Activity	Unencumbered Balance	Percent Remaining
32 4800	CAPITAL OUTLAY VEHICLES					
EQUIPMENT	2,495,500.00	1,178,726.96	904,740.76	904,740.76	412,032.28	16.51%
VEHICLES	2,495,500.00	1,178,726.96	904,740.76	904,740.76	412,032.28	16.51%
4900	OTHER FACILITIES					
REPAIRS	76,000.00	44,770.73	1,731.37	1,731.37	29,497.90	38.81%
OTHER FACILITIES	76,000.00	44,770.73	1,731.37	1,731.37	29,497.90	38.81%
5100	DEBT SERVICES					
OTHER OBJECTS	540,000.00	0.00	0.00	0.00	540,000.00	100.00%
DEBT SERVICES	540,000.00	0.00	0.00	0.00	540,000.00	100.00%
CAPITAL OUTLAY	107,697,704.62	155,012,766.99	5,499,221.49	5,499,221.49	-52,814,283.86	-49.04%
51 1000	SCHOOL FOODS INSTRUCTION					
CONTRACT SERVICES	0.00	0.00	11.00	11.00	-11.00	0.00%
INSTRUCTION	0.00	0.00	11.00	11.00	-11.00	0.00%
3100	FOOD SERVICES					
SALARIES	6,783,606.00	0.00	185,073.65	185,073.65	6,598,532.35	97.27%
EMPLOYEE BENEFITS	2,373,578.00	0.00	48,133.38	48,133.38	2,325,444.62	97.97%
CONTRACT SERVICES	343,280.00	8,290.98	3,899.90	3,899.90	331,089.12	96.45%
MISCELLANEOUS	69,000.00	1,704.25	1,636.27	1,636.27	65,659.48	95.16%
SUPPLIES	10,488,521.00	64,566.87	38,454.46	38,454.46	10,385,499.67	99.02%
EQUIPMENT	1,175,000.00	45,981.27	0.00	0.00	1,129,018.73	96.09%
OTHER OBJECTS	1,800,882.00	0.00	0.00	0.00	1,800,882.00	100.00%
FOOD SERVICES	23,033,867.00	120,543.37	277,197.66	277,197.66	22,636,125.97	98.27%
SCHOOL FOODS	23,033,867.00	120,543.37	277,208.66	277,208.66	22,636,114.97	98.27%

Description	2017-18 Revised Budget	Encumbered Amount	July 2017-18 Monthly Activity	2017-18 FYTD Activity	Unencumbered Balance	Percent Remaining
60	HEALTH & ACCIDENT SELF INSURED					
2800	SUPPORT SERVICES CENTRAL					
EMPLOYEE BENEFITS	36,194,650.00	0.00	3,439,449.93	3,439,449.93	32,755,200.07	90.50%
CONTRACT SERVICES	1,615,600.00	0.00	232,454.03	232,454.03	1,383,145.97	85.61%
REPAIRS	100.00	0.00	0.00	0.00	100.00	100.00%
MISCELLANEOUS	2,900.00	0.00	87.79	87.79	2,812.21	96.97%
SUPPLIES	3,300.00	0.00	0.00	0.00	3,300.00	100.00%
SUPPORT SERVICES CENTRAL	37,816,550.00	0.00	3,671,991.75	3,671,991.75	34,144,558.25	90.29%
HEALTH & ACCIDENT SELF INSURED	37,816,550.00	0.00	3,671,991.75	3,671,991.75	34,144,558.25	90.29%
=====						
75	FOUNDATION					
1400	INSTRUCTION					
SUPPLIES	171,000.00	0.00	0.00	0.00	171,000.00	100.00%
INSTRUCTION	171,000.00	0.00	0.00	0.00	171,000.00	100.00%
2200	SUPPORT SERVICES INSTRCT STAFF					
MISCELLANEOUS	16,000.00	0.00	0.00	0.00	16,000.00	100.00%
SUPPORT SERVICES INSTRCT STAFF	16,000.00	0.00	0.00	0.00	16,000.00	100.00%
3300	COMMUNITY SERVICES					
SALARIES	124,998.00	0.00	13,731.52	13,731.52	111,266.48	89.01%
EMPLOYEE BENEFITS	42,530.00	0.00	4,002.42	4,002.42	38,527.58	90.59%
CONTRACT SERVICES	1,500.00	0.00	0.00	0.00	1,500.00	100.00%
MISCELLANEOUS	5,680.00	0.00	1,092.79	1,092.79	4,587.21	80.76%
SUPPLIES	174,370.00	0.00	0.00	0.00	174,370.00	100.00%
OTHER OBJECTS	2,500.00	0.00	0.00	0.00	2,500.00	100.00%
COMMUNITY SERVICES	351,578.00	0.00	18,826.73	18,826.73	332,751.27	94.65%
6500	OTHER FOUNDATION PROGRAMS					
EQUIPMENT	94,000.00	0.00	0.00	0.00	94,000.00	100.00%
OTHER FOUNDATION PROGRAMS	94,000.00	0.00	0.00	0.00	94,000.00	100.00%
8000	5K FUN RUN					
CONTRACT SERVICES	20,000.00	0.00	1,680.00	1,680.00	18,320.00	91.60%
MISCELLANEOUS	1,000.00	0.00	0.00	0.00	1,000.00	100.00%
SUPPLIES	0.00	0.00	593.51	593.51	-593.51	0.00%

Description	2017-18 Revised Budget	Encumbered Amount	July 2017-18 Monthly Activity	2017-18 FYTD Activity	Unencumbered Balance	Percent Remaining
75 FOUNDATION						
8000 5K FUN RUN						
OTHER OBJECTS	10,500.00	0.00	500.00	500.00	10,000.00	95.24%
5K FUN RUN	31,500.00	0.00	2,773.51	2,773.51	28,726.49	91.20%
8100 OTHER FOUNDATION PROGRAMS						
MISCELLANEOUS	1,000.00	0.00	0.00	0.00	1,000.00	100.00%
SUPPLIES	0.00	0.00	2,000.00	2,000.00	-2,000.00	0.00%
OTHER FOUNDATION PROGRAMS	1,000.00	0.00	2,000.00	2,000.00	-1,000.00	-100.00%
8200 AEROSPACE PROGRAM						
CONTRACT SERVICES	20,000.00	0.00	0.00	0.00	20,000.00	100.00%
REPAIRS	4,500.00	0.00	0.00	0.00	4,500.00	100.00%
MISCELLANEOUS	30,000.00	0.00	0.00	0.00	30,000.00	100.00%
SUPPLIES	25,000.00	4,500.00	2,178.09	2,178.09	18,321.91	73.29%
AEROSPACE PROGRAM	79,500.00	4,500.00	2,178.09	2,178.09	72,821.91	91.60%
8300 OTHER FOUNDATION PROGRAMS						
SUPPLIES	0.00	65.00	1,964.54	1,964.54	-2,029.54	0.00%
OTHER FOUNDATION PROGRAMS	0.00	65.00	1,964.54	1,964.54	-2,029.54	0.00%
8400 OTHER FOUNDATION PROGRAMS						
MISCELLANEOUS	0.00	0.00	1,541.05	1,541.05	-1,541.05	0.00%
SUPPLIES	0.00	0.00	1,020.59	1,020.59	-1,020.59	0.00%
OTHER FOUNDATION PROGRAMS	0.00	0.00	2,561.64	2,561.64	-2,561.64	0.00%
8600 OTHER FOUNDATION PROGRAMS						
CONTRACT SERVICES	45,000.00	0.00	0.00	0.00	45,000.00	100.00%
SUPPLIES	41,000.00	0.00	250.00	250.00	40,750.00	99.39%
EQUIPMENT	101,000.00	0.00	0.00	0.00	101,000.00	100.00%
OTHER FOUNDATION PROGRAMS	187,000.00	0.00	250.00	250.00	186,750.00	99.87%
8800 LINDSAY'S CLASS RIVERSIDE ELEM						
MISCELLANEOUS	0.00	0.00	70.00	70.00	-70.00	0.00%
SUPPLIES	0.00	0.00	79.89	79.89	-79.89	0.00%

Description	2017-18 Revised Budget	Encumbered Amount	July 2017-18 Monthly Activity	2017-18 FYTD Activity	Unencumbered Balance	Percent Remaining
75 8800	FOUNDATION LINDSAY'S CLASS RIVERSIDE ELEM					
LINDSAY'S CLASS RIVERSIDE ELEM	0.00	0.00	149.89	149.89	-149.89	0.00%
9900						
MISCELLANEOUS	0.00	0.00	-1,611.05	-1,611.05	1,611.05	0.00%
SUPPLIES	0.00	0.00	-4,361.53	-4,361.53	4,361.53	0.00%
OTHER OBJECTS	0.00	0.00	-500.00	-500.00	500.00	0.00%
	0.00	0.00	-6,472.58	-6,472.58	6,472.58	0.00%
FOUNDATION	931,578.00	4,565.00	24,231.82	24,231.82	902,781.18	96.91%
=====						
Grand Expense Totals	601,153,966.64	157,813,076.60	20,049,744.79	20,049,744.79	423,291,145.25	70.41%

Number of Accounts: 12885

\*\*\*\*\* End of report \*\*\*\*\*

# 5-Year Building Construction Plan

Construction/ Financing Timeline	Progress	School Opening	Type	Location	Funding	Construction Cost*	Furniture, Fixture & Equipment and Instructional Items Cost
2016-2017	Nearly complete	2017-18	Elementary School	South Jordan	Capital Reserve	\$15.0 million	\$973,000
			Elementary School	Herriman		\$15.5 million	\$973,000
2017-2019	Under construction	2019-20	Middle School	South Jordan	Capital / Bond November 2016	\$32.5 million	\$2,061,000
2017-2019			Middle School	West Jordan		\$40.0 million	\$2,061,000
2017-2020			High School	Herriman		\$81.5 million	\$5,851,000
2018-2019	Planning phase		Elementary School	Bluffdale		\$16.1 - 19.1 million	\$1,032,000
2018-2019		Elementary School	Herriman	\$16.1 - 19.1 million		\$1,032,000	
2018-2020		2020-21**	Middle School	Bluffdale		\$36.0 - 42.0 million	\$2,187,000
		2021-22	Currently, there are no plans to open a school this academic year.				

## Implications

- Schools would be built in every area of the District.
- Construction is less expensive with more lead time.
- Funding would still be available for some capital projects.
- 7<sup>th</sup> periods and portables needed at middle and high schools.
- Domino boundary changes may be needed for middle and high schools.

Interlocal Agreement – Section 1. Rolling Five-year Plan:  
 “The Board will provide the Cities with a five-year plan describing school buildings and administration facilities to be constructed or remodeled within the District.”

## Considerations

- Plans beyond current construction are tentative and will be reviewed annually.
- Hot spots we are watching as growth continues:
  - Bluffdale – Independence
  - Herriman – Anthem, Sorensen
  - Riverton – The SLR Project
  - South Jordan – Daybreak
  - West Jordan – Jordan Valley TOD, Jensen, The View, etc.

\* Cost estimates will be revised after designs and bids are received. Cost estimates are based on the District’s hopes to reduce costs from last constructed schools with annual cost construction inflation of 4.5%. Construction costs include site upgrades, architectural, engineering and impact fees.

\*\* Contingent on completion of city infrastructure



Community Development and Renewal Agency of  
Herriman City

---

Herriman Anthem Town Center  
Community Reinvestment Project Area Plan and Budget  
May 31, 2017

---



**TABLE OF CONTENTS**

Table of Contents..... **1**

1. Recitals of Preconditions for Designating a Community Development Project Area ..... **5**

2. Definitions ..... **6**

3. Project Area Boundaries [17C-5-105(1)(a)]..... **7**

4. General Statement of Land Uses, Layout of Principal Streets, Population Densities, Building Intensities and How They Will be Affected by the Project Area Development [17C-5-105(1)(b)]..... **8**

    A. Land Uses in the Project Area..... **8**

    B. Layout of Principal Streets in the Project Area..... **8**

    C. Population Densities in the Project Area ..... **9**

    D. Building Intensities in the Project Area..... **9**

5. Standards That Will Guide the Project Area Development [17C-5-105(1)(c)]..... **9**

    A. General Design Objectives..... **9**

    B. Specific Design Objectives and Controls ..... **10**

        1. Building Design Objectives..... **11**

        2. Open Space Pedestrian Walks and Interior Drive Design Objectives ..... **11**

        3. Parking Design Objectives ..... **11**

        4. Project Improvement Design Objectives ..... **11**

    C. Techniques to Achieve the Project Area Development Plan Objectives..... **11**

    D. Property Acquisition, Disposition and Development ..... **11**

        1. Acquisition of Real Property..... **12**

        2. Cooperation with the Community and Public Entities..... **12**

        3. Property Management ..... **12**

        4. Property Disposition and Development..... **12**

    E. Approvals ..... **13**

6. How the Project Area Development Will Further Purposes of This Title [17C-5-105(d)] ..... **14**

    A. Establishment of New Business..... **14**

    B. Public Infrastructure Improvements ..... **14**

    C. Transit-Oriented Development..... **14**

    D. Provision of Essential Services..... **14**

    E. Open Space and Trail Connections ..... **15**

    F. Senior Housing and Affordable Housing..... **15**

    G. Hotel and Lodging Development..... **15**

7. The Plan is Consistent With and Will Conform to the Community’s General Plan [17C-5-105(1)(e)]..... **15**

8. If Applicable, Describe How the Project Area Will Reduce or Eliminate Blight [17C-5-105(1)(f)] ..... **16**



9. Description of Any Specific Project or Projects That are the Object of the Proposed Community Reinvestment [17C-5-105(1)(g)]..... **16**

10. How Participants Will Be Selected [17C-5-105(1)(h)] ..... **16**

    A. Selection of Private Developers ..... **16**

    B. Identification of Developers Who are Currently Involved in the Proposed Community Reinvestment .. **16**

        1. Qualified Owners ..... 17

        2. Other Parties..... 17

        3. Owner Participation Agreements..... 17

11. Reasons for the Selection of the Community Reinvestment Project Area [17C-5-105(1)(i)] ..... **17**

12. Description of the Physical, Social and Economic Conditions Existing in the Area [17C-5-105(1)(j)] ..... **18**

    A. Physical Conditions ..... **18**

    B. Social Conditions..... **18**

    C. Economic Conditions ..... **19**

13. Financial Assistance Anticipated to be Offered to a Participant [17C-5-105(1)(k)]..... **19**

14. Results of the Public Benefit Analysis [17C-5-105(1)(l)] ..... **19**

    A. An Evaluation of the Reasonableness of the Costs of the Proposed Project Area Development..... **19**

    B. Efforts to Maximize Private Investment..... **19**

    C. Rationale for Use of Project Area Funds ..... **20**

    D. Estimate of Total Project Area Funds and Length of Time of Project Area..... **20**

        A. Beneficial Influences on the Community’s Tax Base..... **21**

        B. Associated Business and Economic Activity Stimulated by the Development..... **21**

            1. Business and Employee Expenditures ..... 22

            2. Construction Expenditures..... 22

            3. Commitment to Open Space ..... 22

        C. Adoption of the Plan is Necessary and Appropriate to Undertake the Project Area Plan..... **23**

15. If Applicable, State that the Agency Shall Comply with Section 9-8-404 [17C-5-105(1)(m)] ..... **23**

16. State Whether the Plan is Subject to a Taxing Entity Committee or an Interlocal Agreement [17C-5-105(1)(n)] ..... **23**

APPENDIX A: PROJECT AREA MAP AND LAYOUT OF PRINCIPAL STREETS..... **24**

APPENDIX B: LEGAL DESCRIPTION and parcel list ..... **25**

APPENDIX C: EVALUATION OF MAIN STREET COSTS ..... **32**

APPENDIX D: PRIVATE DEVELOPER INFRASTRUCTURE COSTS ..... **33**

APPENDIX E: TRAIL AND TRANSIT MAP..... **34**

APPENDIX F: PROJECT AREA BUDGET..... **35**

1(a). The Base Taxable Value [17C-5-303(1)(a)] ..... **35**

1(b). Projected Amount of Tax Increment to be Generated Within the Project Area [17C-5-303(1)(b)] ..... **35**

1(c). Project Area Funds Collection Period [17C-5-303(1)(c)] .....	<b>35</b>
1(d). Projected Amount of Tax Increment to be Paid to Other Taxing Entities [17C-5-303(1)(d)].....	<b>35</b>
1(e). If the Area From Which Tax Increment is Collected is Less Than the Entire Project Area [17C-5-303(1)(e)] .....	<b>36</b>
1(f). The Percentage of Tax Increment the Agency is Authorized to Receive [17C-5-303(1)(f)].....	<b>36</b>
1(g). The Maximum Cumulative Dollar Amount of Tax Increment the Agency is Authorized to Receive from the Project Area [17C-5-303(1)(g)] .....	<b>37</b>
2. If the Agency Receives Sales and Use Tax Revenue [17C-5-303(2)(a) and (b)].....	<b>37</b>
3. Amount of Project Area Funds the Agency Will Use to Implement the Project Area [17C-5-303(3)].....	<b>37</b>
4. The Agency's Combined Incremental Value [17C-5-303(4)] .....	<b>38</b>
5. The Amount of Project Area Funds That Will Be Used to Cover the Cost of Administering the Project Area [17C-5-303(5)].....	<b>38</b>
6. For Property That the Agency Owns and Expects to Sell, the Expected Total Cost of the Property to the Agency and the Expected Sale Price [17C-5-303(6)].....	<b>39</b>

## HERRIMAN ANTHEM TOWN CENTER CRA PROJECT AREA PLAN

The Agency, following thorough consideration of the needs and desires of the City and its residents, as well as the need and capacity for new development, has carefully crafted this Herriman Anthem Town Center Community Reinvestment Project Area Plan (“Plan”) for the Herriman Anthem Town Center Community Reinvestment Project Area (“Project Area”).

In accordance with the terms of this Plan, the Agency will promote and provide for a vibrant mixed-use development located along Mountain View Corridor that will encourage commercial, residential, lodging and other mixed-use transit-oriented development near the light rail planned for this area. The Project Area includes approximately 83.02 acres, of which 78.03 acres are included in parcels (other than roads) within which the Developer plans to develop 450,000 square feet of commercial space (including hotel, retail and office), 400 apartments and 302 senior living units.

Key highlights of this project include:

### *Housing Component That Includes Affordable and Senior Housing*

- Multi-family housing component of 700 units (302 senior housing units)
- Affordable units will be a part of the development
- Senior housing at Rosegate (302 units)

### *Transit-Oriented and Mixed Use Development*

- Connections to light rail (see map in Appendix E) in a planned, mixed-use development that is transit-oriented in its approach, thereby increasing affordability and quality of life for all residents
- Commercial component could contain up to 20 percent office space, focusing on essential services such as medical and dental offices that are especially beneficial to and compatible with senior housing development
- Retail space in the Project Area will serve to attract and accelerate office development and job creation in the Project Area
- Catalyst for additional development south of the Project Area that could become mixed-used commercial development and an employment center

### *Trail Connections and Open Space*

- Extensive trail connections with Midas Creek, Oquirrh Range, Bonneville Shoreline Trail and the Oquirrh Mountain Trail (see map in Appendix E)
- Donation of 6-acre park in Project Area that will serve as a community gathering place
- Main Street Bridge to be constructed over Midas Creek

### *Tourism Component*

- Planned hotel development of 110 rooms, thus bringing regional visitors to the area and capitalizing on the proximity of the world-class Real Soccer practice and training center

### *School District Collaboration and Support*

- Support of Jordan School District through a 10-acre donation of property to the School District by the developer
- Potential collaboration with JSD School Pantry program from retail developers
- Walkable distance in Project Area to local elementary, junior high and high schools, thus reducing the need for School District busing and associated costs
- Increased sustainability and viability of school district enrollment through diverse population rather than typical ¼-acre subdivisions that eventually see declines in school enrollment before neighborhoods have a chance to recycle

### *Walkability and Air Quality*

- Increased air quality through emphasis on transit-oriented development
- Essential trail connections are enhanced through Midas Creek development with this project
- School district walkability to elementary, junior high and high school within Project Area

This is an exciting and vibrant Project Area that capitalizes on its light rail connections and encourages transit-oriented development.

This Plan will govern the development and maintenance of publicly-owned infrastructure needed to support the development proposed herein. It is the purpose of this Plan to clearly set forth the aims and objectives of this development, its scope, its mechanism, and its value to the residents, businesses and property owners of the City and County.

The Project is undertaken as a community reinvestment project pursuant to the provisions of the Act.

## **1. RECITALS OF PRECONDITIONS FOR DESIGNATING A COMMUNITY DEVELOPMENT PROJECT AREA**

- a) Pursuant to the provisions of §17C-5-103 et seq. of the Limited Purpose Local Government Entities Community Development and Renewal Agencies Act, the governing body of the Redevelopment Agency of Herriman City authorized the preparation of a draft community reinvestment project area plan; and
- b) Pursuant to the provisions of §17C-5-104(1)(a) and (b) of the Act, the City has a planning commission and general plan as required by law; and
- c) Pursuant to the provisions of §17C-5-104(3)(e) of the Act, the Agency has conducted one or more public hearings for the purpose of informing the public about the proposed Project Area, allowing public comment on the draft Project Area Plan and whether the Plan should be revised, approved or rejected; and

- d) Pursuant to the provisions of §17C-5-104(3)(b) and (d) of the Act, the Agency made a draft Project Area Plan available to the public at the Agency's offices during normal business hours, provided notice of the Plan hearing and will hold a public hearing on the draft Plan on \_\_\_\_\_ 2017.

## 2. DEFINITIONS

As used in this Community Development Project Area Plan:

1. The term "**Act**" shall mean and include the Limited Purpose Local Government Entities – Community Development and Renewal Agencies Act in Title 17C, Chapters 1 through 5, Utah Code Annotated 1953, as amended, or such other amendments as shall from time to time be enacted or any successor or replacement law or act.
2. The term "**Agency**" shall mean the Community Development Renewal Agency of Herriman, a separate body corporate and politic.
3. The term "**Affordable Housing**" shall mean housing affordable to persons making 80 percent or less of the Area Median Income (AMI).
4. The term "**base taxable value**" shall mean the base taxable value of the property within the Project Area from which tax increment will be collected, as shown upon the assessment roll last equalized, before: (A) the date the Project Area Plan is adopted by the City legislative body; and (B) the date the Agency adopts the first Project Area Budget.
5. The term "**City**" shall mean Herriman City, Utah.
6. The term "**community**" shall mean the community of Herriman City, Utah.
7. The term "**community reinvestment**" shall mean development activities within the community, including the encouragement, promotion, or provision of development.
8. The term "**developer**" shall mean the entities investing in the development in the area.
9. The term "**Plan Hearing**" means the public hearing on the draft Project Area Plan required under Subsection 17C-5-104 of the Act.
10. The term "**planning commission**" shall mean the planning commission of the City.
11. The term "**Project Area**" or "**Herriman Anthem Town Center Community Reinvestment Project Area**" shall mean the geographic area described in this Project Area Plan or Draft Project Area Plan where the community reinvestment set forth in this Project Area Plan or Draft Project Area Plan takes place or is proposed to take place.
12. The term "**Project Area Budget**" shall mean a budget setting forth:

- a. the anticipated costs, including administrative costs, of implementing the Herriman Anthem Town Center Community Reinvestment Project Area Plan; and
  - b. the tax increment, sales tax, and other revenue the Agency anticipates to fund the project.
13. The term “**Project Area Map**” is the area depicted in Appendix A.
  14. The term “**Project Area Plan**” or “**Plan**” shall mean a project area plan adopted pursuant to the Act to guide and control community reinvestment activity within the Project Area.
  15. The term “**Herriman Anthem Town Center Community Reinvestment Project Area Plan**” or “**Plan**” shall mean a project area plan and project area map adopted pursuant to the Act to guide and control community reinvestment activities within a project area.
  16. The terms “**tax**,” “**taxes**,” “**property tax**” or “**property taxes**” include privilege tax and each levy on an ad valorem basis on tangible or intangible personal or real property.
  17. The term “**taxing entity**” shall mean a public entity that levies a tax on property within the Project Area.
  18. The term “**Tax Increment**” shall mean the difference between the amount of property tax revenues generated each tax year by all Taxing Entities from the area designated in the Project Area Plan from which Tax Increment is to be collected, using the current assessed value of the property and the amount of property tax revenues that would be or were generated from that same area using the Base Taxable Value of the property.
  19. All other terms shall have the same meaning set forth in the Act unless the context clearly indicates otherwise.

### 3. PROJECT AREA BOUNDARIES [17C-5-105(1)(A)]

The Project Area consists of approximately 83.02 acres located along the western edge of the Mountain View Corridor and immediately south of 11800 South and includes the properties lying within the boundaries as depicted on the Project Area map which is included in Appendix A. The Project Area is bordered by Mountain View Corridor on the east, and the western border begins along Freedom Park Drive (5510 West) and runs south, cutting east to approximately 5400 West at about 12000 South. The northern border begins at about 11900 North and runs eastward, cutting south to Anthem Park Boulevard (approximately 11955 South), cuts back north to 11800 South and then down to about 11900 South eastward until Mountain View Corridor. The southern border begins at approximately 5400 West and runs east along approximately 12100 South and cuts southward to Midas Creek, which the boundary follows to Mountain View Corridor. The legal description of the parcels in the Project Area is included in Appendix B.

## 4. GENERAL STATEMENT OF LAND USES, LAYOUT OF PRINCIPAL STREETS, POPULATION DENSITIES, BUILDING INTENSITIES AND HOW THEY WILL BE AFFECTED BY THE PROJECT AREA DEVELOPMENT [17C-5-105(1)(B)]

### A. LAND USES IN THE PROJECT AREA

The existing land uses in the Project Area include vacant and multi-family residential. Vacant land comprises 84 percent of the total project area.<sup>1</sup> The table below lists the total acres by land use in the Project Area. Other uses and changes in uses for lands within the Project Area shall be those uses permitted by the officially adopted zoning ordinances of the City, as those ordinances may be amended from time to time, subject to limitations imposed by "overlay" restrictions and the controls and guidelines of this Plan.

TABLE 1: LAND USE IN PROJECT AREA

Land Use	Acres	Percent of Acres
<b>Parcel Acres</b>		
Vacant or Agricultural	69.92	84%
Multi-Family Residential	7.90	10%
Undevelopable	0.21	0%
<b>Subtotal</b>	<b>78.03</b>	<b>94%</b>
<b>Non-Parcel Acres</b>		
Roads	5.00	6%
<b>Subtotal</b>	<b>5.00</b>	<b>6%</b>
<b>Grand Total</b>	<b>83.02</b>	<b>100%</b>

Land uses will be affected as vacant land is developed in accordance with this Plan. This will change existing vacant land to commercial and residential uses.

Current existing land uses surrounding the Project Area include vacant land to the north and west, agricultural to the south, commercial to the north, residential to the west, and exempt to the east.

### B. LAYOUT OF PRINCIPAL STREETS IN THE PROJECT AREA

There are currently nine improved streets within the Project Area. The layout of the principal streets planned for the Project Area is shown in Appendix A. Major roads adjacent to the Project Area are 11800 South to the north and Freedom Park Drive and Rushmore Park Drive to the west. The Mountain View Corridor runs northwest to southeast to the east of the Project Area.

The Mountain View Corridor serves 13 municipalities in western Salt Lake County and northwestern Utah County. The initial Mountain View Corridor has been constructed as a separated frontage road with two lanes in each direction from 5400 South to Redwood Road (at approximately 16000 South) which is 15 miles. This initial 15-mile segment includes signalized intersections where Mountain View

<sup>1</sup> Including road acres. Increases to 90 percent if roads are excluded.

Corridor crosses local roads and the area between the frontage roads being preserved for full freeway expansion.

### C. POPULATION DENSITIES IN THE PROJECT AREA

Currently, no one lives in the Project Area. The Plan proposes 700 multi-family units, 302 units of which are senior housing. Assuming an average household size of 1.5 persons per household for the senior housing units, and 3.0 persons per household for the remaining units, there would be a population of 1,647 persons within the project area or a population density of 20 persons per acre.<sup>2</sup>

### D. BUILDING INTENSITIES IN THE PROJECT AREA

The Project Area currently has 298,555 square feet of residential space under construction at the Rosegate development. The Plan proposes 450,000 square feet of commercial space and 700 residential units (Rosegate and Sagegate) for a total of roughly 560,000 residential square feet. The existing building square feet combined with the proposed commercial and residential square feet results in a total of 1,010,000 square feet, with an average floor area ratio (FAR) of 0.28.<sup>3</sup>

## 5. STANDARDS THAT WILL GUIDE THE PROJECT AREA DEVELOPMENT [17C-5-105(1)(c)]

### A. GENERAL DESIGN OBJECTIVES

Development within the Project Area will be held to high quality design and construction standards and will be subject to: (1) appropriate elements of the City's General Plan; (2) applicable City building codes and ordinances; (3) Planning Commission review and recommendation; (4) the City's land use code; and (5) development agreement that includes design guidelines.

Owners and developers will be allowed flexibility in the development of land located within the Project Area and are expected to obtain quality design and development. The development contemplated herein shall be of a design and shall use materials that are in harmony with adjoining areas and subject to design review and approval by the City. It is contemplated that these design objectives will be addressed in a development agreement with the Developer specifically addressing these points.

Coordinated and attractive landscaping shall also be provided as appropriate for the character of the Project Area. Materials and design paving, retaining walls, fences, curbs, benches, and other items are addressed in the design guidelines.

Parking areas shall be designed with careful regard to orderly arrangement, topography, relationship to view, ease of access, and as an integral part of the overall site design.

All development will be accompanied by site plans, development data, and other appropriate material clearly describing the development, including land coverage, setbacks, heights, and any

---

<sup>2</sup> 1,647 persons / 83.02 parcel acres = 19.84 persons per acre

<sup>3</sup> 450,000 proposed commercial square feet + 560,000 residential square feet = 1,010,000 square feet / (83.02 acres \* 43,560 square feet per acre)

other data required by the City's land use code, the applicable zoning designations, development agreement, or as requested by the City or the Agency.

The general standards that will guide the project area development are as follows:

1. Encourage and assist project area development with the creation of a well-planned, vibrant mixed-use, transit-oriented development.
2. Provide for the strengthening of the tax base and economic health of the entire community and the State of Utah.
3. Implement the tax increment financing provisions of the Act, which are incorporated herein by reference and made a part of this Plan.
4. Encourage economic use of and new construction upon the real property located within the Project Area.
5. Promote and market the Project Area for project area development that would be complementary to existing businesses that would enhance the economic base of the City through diversification.
6. Provide for compatible relationships among land uses and quality standards for development, such that the area functions as a unified and viable center of community activity for the City.
7. Remove any impediments to land disposition and development through assembly of land into reasonably sized and shaped parcels served by adequate public utilities and infrastructure improvements.
8. Achieve an environment that reflects an appropriate level of concern for architectural, landscape and design principles, developed through encouragement, guidance, appropriate controls, and financial and professional assistance to owner participants and developers.
9. Provide for construction of public streets, utilities, curbs and sidewalks, other public rights-of-way, street lights, landscaped areas, public parking, water utilities, sewer utilities, storm drainage, open space, and other public improvements.
10. Provide public streets and road access to the area to facilitate better traffic circulation and reduce traffic hazards by assisting in the street alignments.

## **B. SPECIFIC DESIGN OBJECTIVES AND CONTROLS**

In addition to the general City design objectives and standards described above, it is contemplated that the following guidelines will be approved.

### 1. BUILDING DESIGN OBJECTIVES

All new buildings shall be of design and materials that will be in harmony with adjoining areas and other new development and in accordance with design guidelines.

### 2. OPEN SPACE PEDESTRIAN WALKS AND INTERIOR DRIVE DESIGN OBJECTIVES

All open spaces, pedestrian walks and interior drives shall be designed as an integral part of an overall site design, properly related to other buildings.

Comfortably graded pedestrian walks should be provided along the lines of the most intense use, particularly from building entrances to parking areas, and adjacent buildings on the same site.

The location and design of pedestrian walks should afford adequate safety and separation from vehicular traffic.

Materials and design of paving, retaining walls, fences, curbs, and other accouterments, shall be of good appearance, easily maintained, and indicative of their purpose and consistent with design guidelines.

### 3. PARKING DESIGN OBJECTIVES

Parking areas shall be designed with regard to orderly arrangement, topography, ease of access, and as an integral part of overall site design.

It is desirable that parking areas be relatively level.

### 4. PROJECT IMPROVEMENT DESIGN OBJECTIVES

- All streets and walkways within public rights-of-way will be designed or approved by the City and will be consistent with all design guidelines.
- Lighting standards and signs of pleasant appearance and modern illumination standards shall be provided as necessary as approved by the City.
- The applicable portions of the Project Area will be graded in conformance with the final project design determined by the Agency and the City for each specific project.

## C. TECHNIQUES TO ACHIEVE THE PROJECT AREA DEVELOPMENT PLAN OBJECTIVES

Activities contemplated in carrying out the Plan in the Project Area may include the acquisition and development of properties in the Project Area.

Parcels of real property located in the Project Area may be acquired by purchase, but may not be acquired by condemnation, unless from an Agency board member or officer with their consent [§17C-1-206 (1) and (2)(b)].

## D. PROPERTY ACQUISITION, DISPOSITION AND DEVELOPMENT

The objectives of this Plan are to be accomplished by various means including but not limited to the following:

### **1. ACQUISITION OF REAL PROPERTY**

The Agency may acquire, but is not required to acquire, real property located in the Project Area. The Agency may acquire property by negotiation, gift, devise, exchange, purchase, or other lawful method, but not by eminent domain (condemnation) unless from an Agency board member or officer with their consent. The Agency is authorized to acquire any other interest in real property less than fee title such as leasehold interests, easements, rights of way, etc. by negotiation, gift, devise, exchange, purchase or other lawful method, but not by eminent domain (condemnation) unless from an Agency board member or officer with their consent [§17C-1-206 (1) and (2)(b)].

### **2. COOPERATION WITH THE COMMUNITY AND PUBLIC ENTITIES**

The community and certain public entities are authorized by state law, with or without consideration, to assist and cooperate in the planning, undertaking, construction, or operation of projects within this Project Area. The Agency may seek the aid and cooperation of such public entities in order to accomplish the purposes of project area development and the highest public good.

The Agency, by law, is not authorized to acquire real property owned by a public entity without the consent of the public entity. The Agency, however, will seek the cooperation of all public entities that own or intend to acquire property in the Project Area. To the extent allowed by law, the Agency shall impose on all public entities owning real property in the Project Area the planning and design controls contained in this Plan to the end that uses and any future development by public entities will conform to the requirements of this Plan.

### **3. PROPERTY MANAGEMENT**

During such time that property, if any, in the Project Area is owned by the Agency, such property shall be under the management and control of the Agency. Such property may be rented or leased by the Agency pending its disposition for project area development.

### **4. PROPERTY DISPOSITION AND DEVELOPMENT**

The Agency is also authorized, by lawful means, to provide for and promote the project area development of the Project Area as described below.

While there are currently eight buildings or structures in the Project Area and it is unlikely that there will ever be a need to demolish and clear buildings or structures in the Area, the Agency is authorized to demolish and clear buildings, structures, and other improvements from any real property in the Project Area, should such a need occur, to carry out the purposes of this Plan. The Agency is authorized to install and construct or to cause to be installed and constructed the public improvements, public facilities, and public utilities, within the Project Area, not prohibited by law which are necessary or desirable to carry out this Plan, as well as publicly-owned improvements and infrastructure outside the Project Area that are of benefit to the Project Area. The Agency is authorized to prepare or cause to be prepared as building sites any real property in the Project Area. The Agency is also authorized to rehabilitate or to cause to be rehabilitated any building or structure in the Project Area should such a need occur in the future. The Agency is also authorized to advise, encourage, and assist in the rehabilitation of property in the Project Area not owned by the Agency should such a need occur in the future.

For the purposes of this Plan, the Agency is authorized to sell, lease, exchange, subdivide, transfer, assign, pledge, encumber by mortgage or deed of trust, or otherwise dispose of any interest in real property. The Agency is authorized to dispose of real property by leases or sales by negotiation with or without public bidding. All real property acquired by the Agency in the Project Area shall be sold or leased to public or private persons or entities for development for the uses permitted in this Plan. Real property may be conveyed by the Agency to the City or any other public entity without charge. The Agency shall reserve such controls in the disposition and development documents as may be necessary to prevent transfer, retention, or use of property for speculative purposes and to insure that development is carried out pursuant to this Plan. All purchasers or lessees of property from the Agency shall be made obligated to use the property for the purposes designated in this Plan, to begin and complete development of the property within a period of time which the Agency fixes as reasonable, and to comply with other conditions which the Agency deems necessary to carry out the purposes of this Plan.

To the maximum possible extent, the objectives of this Plan are to be accomplished through Agency encouragement of, and assistance to, private enterprise in carrying out development activities. To provide adequate safeguards to ensure that the provisions of this Plan will be carried out, all real property sold, leased, or conveyed by the Agency, as well as all property subject to participation agreements, shall be made subject to the provisions of this Plan by leases, deeds, contracts, agreements, declarations of restrictions, provisions of the City ordinances, conditional use permits, or other means. Where appropriate, as determined by the Agency, such documents or portions thereof shall be recorded in the Office of the County Recorder. The leases, deeds, contracts, agreements, and declarations of restrictions may contain restrictions, covenants, covenants running with the land, rights of reverter, conditions subsequent, equitable servitudes, or any other provision necessary or desirable to carry out this Plan.

To the extent now or hereafter permitted by law, the Agency is authorized to pay for, develop, or construct any building, facility, structure, or other improvement either within or outside the Project Area for itself or for any public entity to the extent that such improvement would be of benefit to the Project Area. During the period of development in the Project Area, the Agency shall require that the provisions of this Plan and of other documents formulated pursuant to this Plan are being observed, and that development in the Project Area is proceeding in accordance with development documents and time schedules. Plans for development by owners or developers shall be submitted to the City for review and approval. All project area development must conform to this Plan and all applicable federal, state, and local laws.

For the purpose of this Plan, the Agency is authorized to sell, lease, exchange, transfer, assign, pledge, encumber, and otherwise dispose of personal property.

## **E. APPROVALS**

The City shall approve the design of all development within the Project Area to ensure that development therein is consistent with this Plan.

## 6. HOW THE PROJECT AREA DEVELOPMENT WILL FURTHER PURPOSES OF THIS TITLE [17C-5-105(D)]

It is the intent of the Agency, with the assistance and participation of private owners, to facilitate new development within the Project Area that includes this objective: the encouragement, promotion, or provision of mixed-use development in the community. Further, the Project will strengthen the tax base of the community, will accomplish community development objectives and create a well-planned mixed-use development. The Project Area Plan will further the purposes of the Act by accomplishing the following items:

### A. ESTABLISHMENT OF NEW BUSINESS

The project includes significant commercial development which will benefit the State and the City through increased job creation, increased sales tax base, and increased income taxes paid.

### B. PUBLIC INFRASTRUCTURE IMPROVEMENTS

The construction of the public infrastructure improvements as provided by this Plan will support the development contemplated herein and provide for future development in surrounding areas. Infrastructure is an important element of economic development and areas that lack good infrastructure are not able to be competitive in attracting good-quality businesses to locate in their community.

The development of the Project Area and the associated public infrastructure improvements will also:

- (a) make the land within the Project Area more accessible to and from other parts of the City; and
- (b) allow existing infrastructure to be extended and connected to other infrastructure and thereby used more efficiently. Thus, the components of the Project provided in this Plan will encourage, promote and provide for community development within the Project Area and the City generally for years to come.

### C. TRANSIT-ORIENTED DEVELOPMENT

The development of the Project Area will create an employment center near the light rail connection anticipated for this area. This will reduce the need for commuters to leave the City for their places of employment, thus reducing traffic, congestion and improving air quality. It will also allow employees from other parts of the Salt Lake Valley to commute to this employment center using public transit. Approximately 700 residential units are planned for the Project Area, thus capitalizing on the light-rail connection in the Project Area.

### D. PROVISION OF ESSENTIAL SERVICES

The mixed-use development will provide essential services to the 700 housing units planned for the Project Area, including senior housing. Roughly 20 percent of the commercial development could be professional office space including medical and dental services.

## E. OPEN SPACE AND TRAIL CONNECTIONS

The City requires that 20 percent of development be reserved for open space. A strong tax base is necessary to maintain open space and provide the quality of life that the City offers to its residents. This project will add significantly to the tax base of the City. As part of this Project Area, strategic bridges will be constructed over Midas Creek that will connect the larger trail system to the Bonneville Shoreline Trail and the Oquirrh Mountain trail system.

This project will also make key connections with the four schools located in or near the Project Area: one elementary school, one junior high school, one high school and one charter school.

## F. SENIOR HOUSING AND AFFORDABLE HOUSING

The development will include some affordable housing, as well as senior housing units at Rosegate. There is a significant need for affordable housing in Salt Lake County, as demonstrated in the County's recently-completed Housing Master Plan.

## G. HOTEL AND LODGING DEVELOPMENT

The development will include a 110-room hotel, thereby capitalizing on the visitation to the world-class Real soccer practice and training facility located nearby.

## 7. THE PLAN IS CONSISTENT WITH AND WILL CONFORM TO THE COMMUNITY'S GENERAL PLAN [17C-5-105(1)(E)]

This Plan is consistent with the City's General Plan which states, "Herriman wishes to grow into a healthy, diverse, livable community, with a unique sense of place." This development will diversify and strengthen the City by adding a mixed-use center to the community. This Project Area is specifically mentioned in the General Plan as part of one of the three main focus areas for the City: These three areas are:

- Herriman Towne Center
- East and South Herriman
- North Herriman

Establishment of a Project Area in the North Herriman area clearly will further the goals and objectives of the City's General Plan by accelerating development in this area (Herriman 2025 Plan, approved July 2014).

Further, development of this area will provide a strong tax base that will enable the City to maintain its commitment to large areas of open space. As part of this Project Area, strategic bridges will be constructed over Midas Creek and will connect the trail system to the Bonneville Shoreline Trail and the Oquirrh Mountain trail system, as well as open up more areas of open space.

## 8. IF APPLICABLE, DESCRIBE HOW THE PROJECT AREA WILL REDUCE OR ELIMINATE BLIGHT [17C-5-105(1)(F)]

Not applicable.

## 9. DESCRIPTION OF ANY SPECIFIC PROJECT OR PROJECTS THAT ARE THE OBJECT OF THE PROPOSED COMMUNITY REINVESTMENT [17C-5-105(1)(G)]

The Project Area will include the development of 450,000 sf of commercial space (including a hotel) and 700 multi-family residential units. It is anticipated that 302 units will be senior housing. Several large-scale commercial tenants are currently being considered, with additional commercial pads also located in the Project Area.

Specific projects also include construction and installation of the public infrastructure improvements, some of which will have the capacity to serve areas outside of the Project Area.

## 10. HOW PARTICIPANTS WILL BE SELECTED [17C-5-105(1)(H)]

### A. SELECTION OF PRIVATE DEVELOPERS

Initially, it is expected that Anthem Center, LLC and Castlewood Development, LLC will be selected to pursue their proposals of constructing approximately 450,000 square feet of commercial space and 700 multi-family residential units, including senior housing. The Agency contemplates that owners of real property within the Project Area will take advantage of the opportunity to develop their property, or sell their property to developers for the development of facilities within the Project Area. In the event that owners do not wish to participate in the development in compliance with the Plan, or in a manner acceptable to the Agency, or are unable or unwilling to appropriately participate, the Agency reserves the right pursuant to the provisions of the Act to acquire parcels, to encourage other owners to acquire other property within the Project Area, or to select non-owner developers by private negotiation, public advertisement, bidding or the solicitation of written proposals, or a combination of one or more of the above methods.

### B. IDENTIFICATION OF DEVELOPERS WHO ARE CURRENTLY INVOLVED IN THE PROPOSED COMMUNITY REINVESTMENT

Anthem Center, LLC is currently involved in the community development process and intends to construct significant commercial space in the Project Area. Specific development guidelines and agreement regarding the use and payment of tax increment will be set forth in a Development Agreement or other agreements between the Agency and Anthem Center, LLC. Castlewood Development, LLC is currently contemplating the development of multi-family units known as Sagegate in the Project Area.

### 1. QUALIFIED OWNERS

It is anticipated that Anthem Center, LLC will be selected to pursue its proposal of constructing commercial space in the Project Area. It is anticipated that Castlewood Development LLC will be selected to pursue its proposal of constructing the Sagegate multi-family residential development in the Project area. Any person wishing to become a developer will be required to own or have the right to purchase all or part of the Project Area.

### 2. OTHER PARTIES

If no owner in the Project Area, as described in Subparagraph A above, who possesses the skill, experience and financial resources necessary to become a developer in the Project Area is willing or able to become a developer of all or part of the Project Area, the Agency may identify other qualified persons who may be interested in developing all or part of the Project Area. Potential developers may be identified by one or more of the following processes: (1) public solicitation, (2) requests for proposals (RFP), (3) requests for bids (RFB), (4) private negotiation, or (5) some other method of identification approved by the Agency.

### 3. OWNER PARTICIPATION AGREEMENTS

The Agency has not entered into nor does it intend to enter into any owner participation agreements or agreements with developers to develop all or part of the Project Area until after the Agency and the City decide whether or not to adopt this Plan for the Project Area. If the Project Area is adopted, it is contemplated that a development agreement may be entered into between the Agency and Anthem Center, LLC and between the Agency and Castlewood Development, LLC. Other agreements will be made with other developers.

## 11. REASONS FOR THE SELECTION OF THE COMMUNITY REINVESTMENT PROJECT AREA [17C-5-105(1)(i)]

The Project Area was selected by the Agency as that area within the City having an immediate opportunity to strengthen the community through major developers who are willing to invest private capital into a transit-oriented development that will allow for the construction of regional commercial space, multi-family residential housing and provide for public infrastructure which will support the development contemplated herein and provide for future development in surrounding areas. Additionally, although not required as part of this Plan, it is anticipated that the project will create new jobs.

The Project Area contains a portion of the City that is desirable for mixed-use development because of: (1) its accessible location to Mountain View Corridor; (2) the opportunity to commence a public-private partnership to improve this area of the City; (3) the desire of the City to maximize the positive economic benefits associated with the proposed light rail connection to the area; and (4) the current proposal of the Anthem Center LLC to construct a large commercial center in the Project Area and Castlewood Development LLC to construct multi-family high-density residential development.

Specific boundaries of the Project Area were arrived at by the Agency after a review of the area by members of the Agency, City staff, economic development consultants, and other technical and legal consultants. Planned treatment of this area is intended to stimulate development to the degree necessary for sound long-term growth in the Project Area and to encourage the development of real property located within the Project Area. Finally, development of the Project Area as a mixed-use center is an important element in the City’s General Plan.

## 12. DESCRIPTION OF THE PHYSICAL, SOCIAL AND ECONOMIC CONDITIONS EXISTING IN THE AREA [17C-5-105(1)(J)]

### A. PHYSICAL CONDITIONS

The Project Area consists of approximately 83.02 acres of relatively flat land as shown on the Project Area map, located along the western edge of the Mountain View Corridor and immediately south of 11800 South and includes the properties lying within the boundaries as depicted on the Project Area map which is included in Appendix A. Approximately five acres are dedicated for roads. The majority of the Project Area is vacant, comprising nearly 70 acres, with only about 8 acres of developed land.

TABLE 2: LAND USE IN PROJECT AREA

Land Use	Acres	Percent of Acres
<b>Parcel Acres</b>		
Vacant or Agricultural	69.92	84%
Multi-Family Residential	7.90	10%
Undevelopable	0.21	0%
<b>Subtotal</b>	<b>78.03</b>	<b>94%</b>
<b>Non-Parcel Acres</b>		
Roads	5.00	6%
<b>Subtotal</b>	<b>5.00</b>	<b>6%</b>
<b>Grand Total</b>	<b>83.02</b>	<b>100%</b>

### B. SOCIAL CONDITIONS

There is currently one building and no residents in the Project Area.<sup>4</sup> No unusual social conditions were found to exist. Because of the shifting of land uses from primarily vacant land to mixed-use center, consistent with the General Plan of the City, this area will take on a new social character that will enhance existing development in the City. The Project Area Plan will bring consumers and visitors from all over the region to the Project Area for shopping, lodging and employment. It will also provide for multi-family residential development, including affordable housing and senior housing. This will encourage a diverse population within the Project Area. It is anticipated, therefore, that the Project Area will add to the community’s economy, quality of life, and reputation.

<sup>4</sup> The Rosegate development has not been completed; therefore, the estimated population is zero.

## C. ECONOMIC CONDITIONS

There are no commercial developments in the Project Area. Most of the land is either tax exempt or has been held in “greenbelt” status and therefore has a fairly low taxable value of \$10,248,574 based on the 2016 taxable value of the area. Because of these conditions, minimal property tax revenues are currently generated from the Project Area.

### 13. FINANCIAL ASSISTANCE ANTICIPATED TO BE OFFERED TO A PARTICIPANT [17C-5-105(1)(K)]

The Agency intends to use property tax increment generated within the Project Area to pay part of the costs associated with development of the Project Area. The Agency intends to negotiate and enter into one or more inter-local agreements with the Jordan School District, Salt Lake County, Herriman City, Jordan Valley Water Conservancy District, South Valley Sewer, Central Utah Water Conservancy District, Unified Fire Service, Salt Lake Valley Law Enforcement and the Salt Lake County Library to secure receipt of a portion of the property tax increment generated within the Project Area that would otherwise be paid to those taxing entities. Collectively, those tax revenues may be used to reimburse a private developer for a portion of the cost of the public infrastructure improvements including interest and bonding costs. Subject to the provisions of the Act, the Agency may agree to pay for eligible development costs and other items from such tax revenues for any period of time the Agency and the taxing entities may deem appropriate under the circumstances.

Detailed tax increment information is provided in Appendix F in the Project Area Budget that is attached to this Plan and made a part thereof.

### 14. RESULTS OF THE PUBLIC BENEFIT ANALYSIS [17C-5-105(1)(L)]

#### Section 1 – The Benefit of Any Financial Assistance or Other Public Subsidy Proposed to be Provided by the Agency:

##### A. AN EVALUATION OF THE REASONABLENESS OF THE COSTS OF THE PROPOSED PROJECT AREA DEVELOPMENT

Ensign Engineering has reviewed most of the costs associated with this Project Area and has found them to be reasonable. A copy of the letter from Ensign Engineering is attached as Appendix D. The costs for Main Street have been reviewed by the City and are attached as Appendix C.

##### B. EFFORTS TO MAXIMIZE PRIVATE INVESTMENT

The City has made great efforts to maximize private investment in the area. The City has pursued a development pattern that will attract large, national tenants in a coordinated commercial center and who will bring a strong tax base to the City. The City has also provided for 700 units of high-density housing within the Project Area that will add to the buying power and success of the retail development. The City anticipates that this project will create an estimated 1,100 new jobs. The wages paid for these jobs will then be re-spent, by the private sector, in the local and regional economies that will bring benefits to private businesses in the area.

This project will significantly increase taxable value from the current taxable value of \$10,248,574 to an anticipated \$133.9 million when fully built out – an increase of \$123.7 million. The Project Area is currently generating \$163,503 annually in property tax revenues; it is projected to generate over 13 times that amount annually at the end of 15 years – or approximately \$2,136,817 a year. This taxable value investment of \$123.7 million, when compared to the public investment of \$15.7 million in infrastructure, results in a ratio of 8 to 1 of private investment to public investment.

The developer will also be paying for significant improvements to public infrastructure including landscaping, signage, decorative screen walls, storm drainage, roads, earthwork, lighting, sewer and other architectural improvements. Some of these on-site costs are shown in more detail in Appendix E. In addition, the Developer will construct off-site improvements to include roads, curb and gutter, sewer, storm drain, culinary water, secondary water, irrigation piping, utility relocation, retaining walls, city lighting and hazardous waste removal. Further, the City is planning to make improvements to Main Street, as shown in Appendix D.

### C. RATIONALE FOR USE OF PROJECT AREA FUNDS

This represents a large area with a large portion of vacant land that lacks sufficient roads and utilities. The cost of providing the roads and utilities is prohibitive when considered against the level of rents that can be achieved in this part of the Salt Lake Valley. Therefore, in order to preserve this area as a unified transit-oriented, mixed-use development rather than allowing the area to be developed piecemeal over time, the Agency is proactively seeking to create a Project Area, with the use of tax increment, so that development can proceed.

### D. ESTIMATE OF TOTAL PROJECT AREA FUNDS AND LENGTH OF TIME OF PROJECT AREA

Project area funds will be disbursed to the Agency for a period of 15 years and are anticipated to be approximately \$24.1 million over the 15-year period, with a net present value of \$17.5 million. A year-by-year analysis of funds disbursed to the Agency is provided in Appendix F.

TABLE 3: TOTAL AND NET PRESENT VALUE OF INCREMENTAL TAX REVENUES TO AGENCY FOR 15-YEAR PERIOD

Incremental Taxes to Agency	Percent to Agency	Tax Rate	Total Years 1-15	NPV* Years 1-15
Salt Lake County	100%	0.002819	\$4,870,915	\$3,538,605
Jordan School District**	100%	0.006872	\$11,874,044	\$8,626,212
Herriman	100%	0.000361	\$623,767	\$453,152
South Salt Lake Valley Mosquito Abatement	0%	0.000019	\$0	\$0
Jordan Valley Water Conservancy	75%	0.0004	\$518,366	\$376,581
South Valley Sewer	75%	0.000354	\$458,754	\$333,274
Central Utah Water Conservancy	75%	0.000405	\$524,846	\$381,288
Unified Fire Service	75%	0.002	\$2,591,831	\$1,882,904
Salt Lake Valley Law Enforcement	40%	0.002042	\$1,411,339	\$1,025,304
Salt Lake County Library	100%	0.000683	\$1,180,147	\$643,012
<b>TOTAL</b>		<b>0.015955</b>	<b>\$24,054,010</b>	<b>\$17,474,670</b>

Incremental Taxes to Agency	Percent to Agency	Tax Rate	Total Years 1-15	NPV* Years 1-15
*Net present value discounted at a rate of four percent.				
**Jordan School District will receive mitigation payments, due to the increased housing in the area, of 35 percent of the total tax increment paid to the Agency by the School District. Salt Lake County and Salt Lake County Library will receive mitigation payments of 25 percent of the total tax increment paid to the Agency by those two agencies respectively.				

## Section 2 – The Anticipated Public Benefit Derived from the Proposed Project Area Development

### A. BENEFICIAL INFLUENCES ON THE COMMUNITY’S TAX BASE

The property tax base of the taxing entities should increase by approximately \$123.7 million from the Developer’s investment in real property (land and buildings) alone. In addition, the personal property tax base of the taxing entities will be increased, but will vary depending on the type of equipment located in the Project Area as well as individual depreciation schedules. This increased tax base will result in incremental taxes as follows:

TABLE 4: COMPARISON OF EXISTING ANNUAL REVENUES AND INCREMENTAL ANNUAL REVENUES AFTER 15 YEARS

	Current Revenues	Incremental Revenues After 15 Years
Salt Lake County	\$28,891	\$377,542
Jordan School District	\$70,428	\$920,352
Herriman	\$3,700	\$48,348
South Salt Lake Valley Mosquito Abatement	\$195	\$2,545
Jordan Valley Water Conservancy	\$4,099	\$53,571
South Valley Sewer	\$3,628	\$47,410
Central Utah Water Conservancy	\$4,151	\$54,241
Unified Fire Service	\$20,497	\$267,856
Salt Lake Valley Law Enforcement	\$20,928	\$273,480
Salt Lake County Library	\$7,000	\$91,473
<b>TOTAL</b>	<b>\$163,516</b>	<b>\$2,136,817</b>

In addition to tax revenues, the project will generate other revenues including sales tax, Class B/C Road Funds, business license fees, charges for services, and one-time fees such as building permits and impact fees.

### B. ASSOCIATED BUSINESS AND ECONOMIC ACTIVITY STIMULATED BY THE DEVELOPMENT

Other business and economic activity likely to be stimulated includes business, employee and construction expenditures. There are significant opportunities for increased economic development and tax generating development that can occur within the immediate sphere of influence of the

Project Area that otherwise may not occur in a timely basis or at the same level of increased development and private investment.

### **1. BUSINESS AND EMPLOYEE EXPENDITURES**

It is anticipated that employees and business owners in the Project Area will directly or indirectly purchase local goods and services related to their operations from local or regional suppliers. These purchases will likely increase employment opportunities in the related areas of business equipment, furniture and furnishings, business supplies, computer equipment, communication, security, transportation and delivery services, maintenance, repair and janitorial services, packaging supplies, office and printing services, transportation and delivery services.

A summary of benefits is as follows:

- Provide an increase in direct purchases in the City.
- Provide economic diversification within the City and Salt Lake County.
- Encourage economic development in order for a public or private employer to create additional jobs in the community.
- Complement existing businesses and industries located within the City by providing new employees who may live and shop and pay taxes in the City and the region.
- Another benefit will be the expenditure of income by employees filling the new positions. The types of expenditures by employees in the area will likely include convenience shopping for personal and household goods, lunches at area restaurants, convenience purchases and personal services (haircuts, banking, dry cleaning, etc.) The employees will not make all of their convenience or personal services purchases near their workplace, and each employee's purchasing patterns will be different. However, it is reasonable to assume that a percentage of these annual purchases will occur within close proximity to the workplace (assuming the services are available).

### **2. CONSTRUCTION EXPENDITURES**

Economic activity associated with the development will include construction activity. Construction costs for labor alone (approximately 40 percent of the total construction costs) are expected to reach nearly \$40 million. This will create a significant number of construction jobs. Construction supplies are also anticipated to reach roughly nearly \$40 million creating significant sales tax revenues for the State, County and City.

### **3. COMMITMENT TO OPEN SPACE**

The City has a strong commitment to open space, as evidenced by the City's requirement that 20 percent of development be reserved for open space. As part of this project, key bridges will be constructed over Midas Creek, thereby connecting trail networks and opening up more areas for open space.

**C. ADOPTION OF THE PLAN IS NECESSARY AND APPROPRIATE TO UNDERTAKE THE PROJECT AREA PLAN**

Adoption of the Plan is necessary and appropriate to undertake the Project Area Plan because: 1) The Plan conforms with and furthers the City's General Plan; 2) private investment will increase the tax base by approximately \$123.7 million which will provide increased tax revenues to all taxing entities; and 3) the Project Area Plan provides for key connections with schools and trails, including strategic bridges on trails.

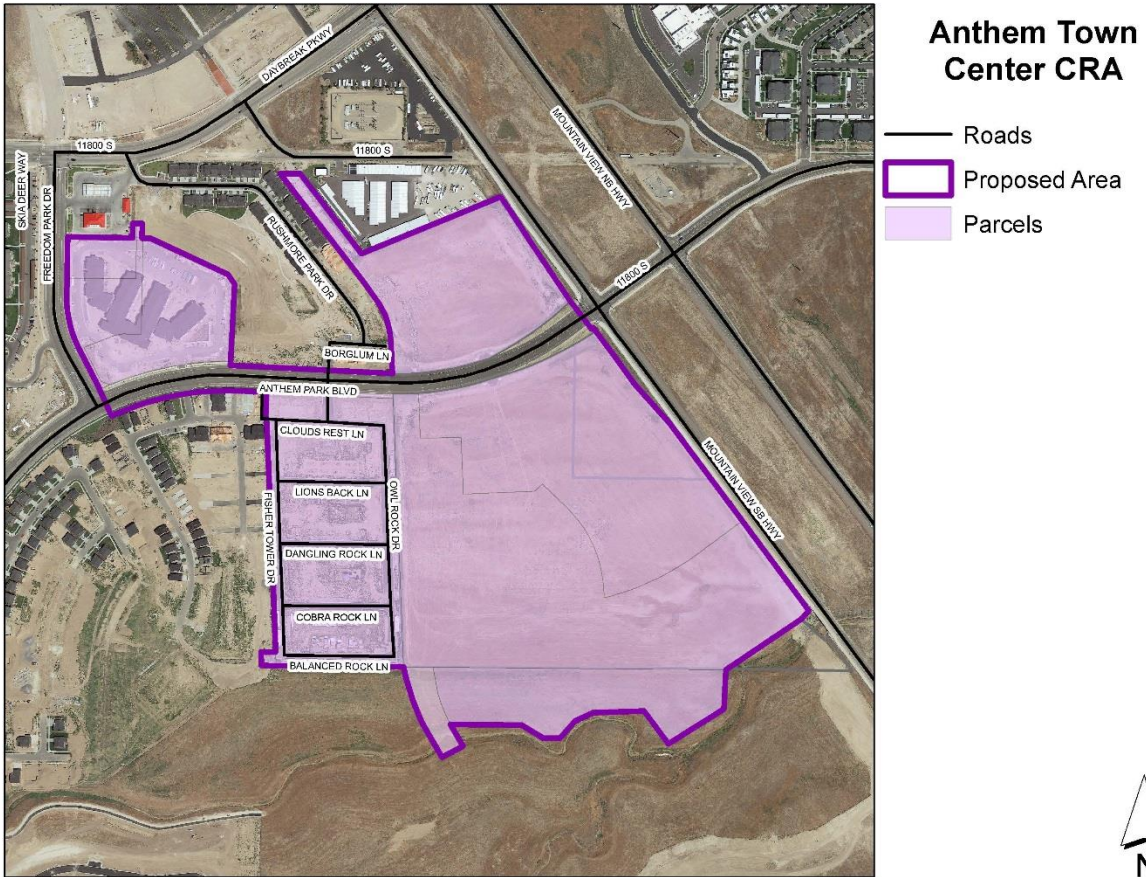
**15. IF APPLICABLE, STATE THAT THE AGENCY SHALL COMPLY WITH SECTION 9-8-404 [17C-5-105(1)(M)]**

Not applicable.

**16. STATE WHETHER THE PLAN IS SUBJECT TO A TAXING ENTITY COMMITTEE OR AN INTERLOCAL AGREEMENT [17C-5-105(1)(N)]**

This Plan is subject to Interlocal Agreements.

## APPENDIX A: PROJECT AREA MAP AND LAYOUT OF PRINCIPAL STREETS



## APPENDIX B: LEGAL DESCRIPTION AND PARCEL LIST

### ANTHEM CDA BOUNDARY

Beginning at a point being South 89°53'31" East 559.81 feet along the section line and South 348.00 feet from the Northwest Corner of Section 25, Township 3 South, Range 2 West, Salt Lake Base and Meridian; and running

thence South 89°36'30" East 269.39 feet;  
thence North 00°06'29" East 59.82 feet;  
thence South 89°36'29" East 40.07 feet;  
thence South 00°23'31" West 60.00 feet;  
thence South 89°36'29" East 33.76 feet;  
thence South 65°38'23" East 356.41 feet;  
thence South 34°11'38" East 48.90 feet;  
thence South 02°23'31" West 337.11 feet;  
thence Southeasterly 49.95 feet along the arc of a 1,243.50 foot radius curve to the right (center bears South 00°05'26" West and the chord bears South 88°45'32" East 49.94 feet with a central angle of 02°18'05");  
thence South 87°36'30" East 589.63 feet;  
thence Southeasterly 34.16 feet along the arc of a 1,136.50 foot radius curve to the left (center bears North 02°23'30" East and the chord bears South 88°28'10" East 34.16 feet with a central angle of 01°43'20");  
thence North 02°45'37" West 125.51 feet;  
thence Northwesterly 216.88 feet along the arc of a 350.00 foot radius curve to the left (center bears South 87°14'23" West and the chord bears North 20°30'43" West 213.43 feet with a central angle of 35°30'12");  
thence North 38°15'49" West 635.44 feet;  
thence North 89°08'03" East 83.08 feet;  
thence South 38°15'49" East 417.94 feet;  
thence North 67°17'30" East 626.93 feet;  
thence South 33°17'55" East 411.22 feet;  
thence South 37°06'35" East 255.09 feet;  
thence North 52°53'34" East 10.01 feet;  
thence South 37°06'46" East 294.00 feet;  
thence South 42°28'36" East 213.94 feet;  
thence South 37°06'46" East 970.17 feet;  
thence South 40°06'05" West 46.00 feet;  
thence South 55°38'15" West 378.21 feet;

thence South 02°26'14" West 162.83 feet;  
thence South 57°11'45" West 272.75 feet;  
thence North 37°00'39" West 170.27 feet;  
thence South 87°19'05" West 211.21 feet;  
thence South 64°57'03" West 83.47 feet;  
thence South 40°50'15" West 93.23 feet;  
thence South 88°59'01" West 69.79 feet;  
thence North 59°17'37" West 105.64 feet;  
thence South 89°52'44" West 338.00 feet;  
thence Southeasterly 85.16 feet along the arc of a 650.00 foot radius curve to the left  
(center bears North 56°33'14" East and the chord bears South 37°11'59" East 85.10 feet with a  
central angle of 07°30'24");  
thence South 40°57'03" East 54.59 feet;  
thence South 50°03'56" West 72.98 feet;  
thence Northwesterly 442.08 feet along the arc of a 923.33 foot radius curve to the right  
(center bears North 50°04'06" East and the chord bears North 26°12'55" West 437.87 feet with  
a central angle of 27°25'57");  
thence South 89°56'43" West 583.17 feet;  
thence North 02°45'50" West 56.06 feet;  
thence North 89°56'43" East 60.07 feet;  
thence North 02°45'50" West 956.15 feet;  
thence North 07°53'03" West 24.38 feet;  
thence North 00°54'10" East 99.66 feet;  
thence North 87°36'30" West 106.19 feet;  
thence Southwesterly 545.82 feet along the arc of a 1,139.00 foot radius curve to the left  
(center bears South 02°22'51" West and the chord bears South 78°39'09" West 540.61 feet with  
a central angle of 27°27'23");  
thence North 27°44'34" West 312.64 feet;  
thence Northwesterly 224.44 feet along the arc of a 457.00 foot radius curve to the right  
(center bears North 62°15'26" East and the chord bears North 13°40'23" West 222.20 feet with  
a central angle of 28°08'22");  
thence North 00°24'18" East 246.05 feet to the point of beginning.

Contains 3,617,436 Square Feet or 83.045 Acres

Parcel Number	Legal Description	Acres	Taxable Value
26251010250000	BEG S 89°53'31" E 631.18 FT & S 805.99 FT FR NW COR SEC 25, T3S, R2W, SLM; N 68°08'39" E 122.54 FT; NE'LY 64.11 FT ALG A163.60 FT RADIUS CURVE TO R (CHD N 79°22'10" E 63.70 FT); S 89°24'18" E 61.67 FT; N 0°35'42" E 399.14 FT; S 89°36'29" E 29.43 FT; S 65°38'23" E 356.41 FT; S 34°11'38" E 48.90 FT; S2°23'31" W 337.11 FT; SW'LY 373.59 FT ALG A 1243.50 FT RADIUS CURVE TO L (CHD S 81°29'01" W 372.19 FT); S 72°52'36" W 120.17 FT; N 70°52'40" W 55.64 FT; N 27°44'34" W 159.25 FT TO BEG. LESS STREET (BEING PART OF LOT 1, ROSEGATE AT ANTHEMSUB). 9777-7613,7904,8033 9886-7013,7021 10096-3093 10194-8978 10229-0140	4.77	\$8,354,500
26251760170000	BEG S 89°53'31" E 1918.21 FT & S 985.88 FT FR NW COR SEC 25,T3S, R2W, SLM; NE'LY 106.04 FT ALG 1223.50 FT RADIUS CURVE TO L (CHD N 87°56'32" E 106.01 FT); S 02°45'37" E 184.84 FT;N 88°19'01" E 169.84 FT; S 02°42'10" E 235.63 FT; N 87°14'23" E 285.92 FT; NE'LY 23.90 FT ALG 31.00 FT RADIUS CURVE TO L (CHD N 65°09'22" E 23.31 FT); N 43°04'21" E 30.48FT; S 46°55'39" E 133.99 FT; SE'LY 397.77 FT ALG 516.00 FT RADIUS CURVE TO R (CHD S 24°50'38" E 387.99 FT); S 02°45'37"E 26.74 FT; NE'LY 432.02 FT ALG 1082.51 FT RADIUS CURVE TO L(CHD N 64°19'13" E 429.16 FT); N 52°53'14" E 230.94 FT; S 37°06'46" E 464.36 FT; S 40°06'05" W 46.00 FT; S 55°38'15" W378.21 FT; S 89°56'43" W 1340.24 FT; N 02°45'37" W 1131.91 FT TO BEG. 22.85 AC. 8502-8439 8550-6625,6628 9667-0749 9777-7613,7904,8033 9886-7013 9913-4972 10096-3086 10244-4476,8842 10272-9584	22.85	\$1,210
26254000630000	BEG W 1320 FT & N 858 FT FR SE COR SEC 25, T3S, R2W, SLM; N 2070 FT M OR L; NW'LY 235.66 FT ALG 6060 FT RADIUS CURVE TO L (CHD N 36°05'48" W 235.65 FT); N 37°12'38" W 55.27 FT; W 1866.81 M OR L; S 89°56'43' W 529.87 FT; S 89°56'43" W 180.28 FT; S 637.67 FT M OR L; N 83°18'17" E 135 FT M OR L; NE'LY ALG ARC OF 150 FT RADIUS CURVE TO L (CHD N 57°06'16" E132.45 FT); N 30°54'16" E 46.64 FT; NE'LY ALG ARC OF 80 FT RADIUS CURVE TO R (CHD N 48°44'21" E 49 FT); N 66°34'27" E 87.64 FT; NE'LY 86.66 FT ALG ARC OF 180 FT RADIUS CURVE TO R(CHD N 80°22'00" E 85.83 FT); S 85°50'28" E 195.62 FT; NE'LY187.24 FT ALG ARC OF 281.93 FT RADIUS CURVE	7.20*	\$381



Parcel Number	Legal Description	Acres	Taxable Value
	TO L (CHD N 75^07'57" E 183.82 FT); N 56^06'22" E 45.30 FT; SE'LY 121.80FT ALG ARC OF 1006 FT RADIUS CURVE TO L (CHD S 37^21'45" E 121.73 FT); S 40^49'52" E 449.55 FT; S 35^59'09" W 56.08 FT;S 57^41'57" W 110.02 FT; N 85^27'31" W 36.08 FT; N 00^49'13"E 28.20 FT; NW'LY 23.67 FT ALG ARC OF 132 FT RADIUS CURVE TOL (CHD N 04^19'01" W 23.64 FT); S 54^27'14" W 148.54 FT; S 44^31'08" W 20.85 FT; S 70^45'56" W 156.69 FT; S 80^34'10" W57.35 FT; S 73^18'21" W 55.86 FT; S 56^19'26" W 76.31 FT; S 00^49'19" E 30.06 FT; S 11^23'23" W 47.35 FT; S 89^10'41" W 89.99 FT; S 00^49'19" E 38.12 FT; SE'LY 8.96 FT ALG ARC OF 17 FT RADIUS CURVE TO L (CHD S 15^55'15" E 8.86 FT); SW'LY 132.70 FT ALG ARC OF 50 FT RADIUS CURVE TO R (CHD S 45^00'48" W 97.04 FT); NW'LY 9.46 FT ALG ARC OF 17 FT RADIUSCURVE TO L (CHD N 74^53'16" W 9.33 FT); S 89^10'41" W 79.55 FT' S 00^49'19" E 88.24 FT; S 77^43'53" W 59.89 FT; S 61^44'12" W 95.25 FT; S 14^29'55" W 26.50 FT; SE'LY 79.75 M OR L ALG ARC OF 300 FT RADIUS CURVE TO R; SE'LY 238.98 FT ALG ARC OF 455 FT RADIUS CURVE TO L (CHD S 75^18'53" E 236.24 FT); N 89^38'19" E 9.94 FT; N 00^21'23" W 105.52 FT; N 89^38'37" E 181.50 FT; N 00^21'41" W 324.34 FT; N 74^00'17" E 79.52 FT; N 79^57'05" E 30 FT; SE'LY 23.48 FT ALG ARC OF 200 FT RADIUS CURVE TO R (CHD S 06^41'06" E 23.47FT); N 89^31'52" E 30.03 FT; S 70^09'59" E 25.92 FT; N 68^02'47" E 52.74 FT; N 63^34'56" E 66.26 FT; N 61^07'29" E 113.34 FT; N 81^14'55" E 122.34 FT; N 50^54'50" E 143.47 FT;S 40^49'52" E 1175.014 FT; SE'LY 93.02 FT ALG ARC OF 1447 FTRADIUS CURVE TO R (CHD S 38^59'22" E 93.01 FT); N 89^53'04" W TO NE COR PARCEL J TERRAMEER PUD PHASE 1-D; S 4^51'55" E 581.77 FT; N 85^07'56" E 416.86 FT M OR L; N 83^45' E 150.26FT; N 83^45' E 249.84 FT; N 83^45' E 217.80 FT; N 83^45' E 248.89 FT TO BEG. 87.66 AC M OR L. 10052-9355 10345-290 10353-7346		
26252010010000	BEG S 89^53'31" E 2024.15 FT & S 981.87 FT FR NW COR SEC 25,T3S, R2W, SLM; NE'LY 299.06 FT ALG 1223.50 FT RADIUS CURVE TO L (CHD N 78^27'25" E 298.32 FT); N 71^30'08" E 151.75 FT;NE'LY 338.94 FT ALG 1600.00 FT RADIUS CURVE TO L (CHD N 62^16'30" E 338.31 FT); S 37^06'46" E 273.67 FT; S	16.15	\$850



Parcel Number	Legal Description	Acres	Taxable Value
	42°28'37"E 213.94 FT; S 37°06'46" E 505.81 FT; S 52°53'14" W 230.94 FT; SW'LY 432.02 FT ALG 1082.51 FT RADIUS CURVE TO R (CHD S 64°19'13" W 429.16 FT); N 02°45'37" W 26.74 FT; NW'LY 397.77FT ALG 516.00 FT RADIUS CURVE TO L (CHD N 24°50'38" W 387.99FT); N 46°55'39" W 133.99 FT; S 43°04'21" W 30.48 FT; SW'LY 23.90 FT ALG 31.00 FT RADIUS CURVE TO R (CHD S 65°09'22" W 23.31 FT); S 87°14'23" W 285.92 FT; N 02°42'10" W 235.63 FT;S 88°19'01" W 169.84 FT; N 02°45'37" W 184.84 FT TO BEG. 16.17 AC. 8502-8439 8550-6625,6628,6633 9667-0749 9777-7613,7904,8033 9886-7013 9913-4972 10096-3086 10244-4476,8842 10272-9584 10392-5898		
26251760130000	BEG S 89°53'31" E 1392.26 FT & S 983.14 FT FR NW COR SEC 25,T3S, R2W, SLM; S 87°36'30" E 483.66 FT; SE'LY 43.57 FT ALG A1241 FT RADIUS CURVE TO L (CHD S 88°36'51" E 43.56 FT); S 2°45'37" E 1114.38 FT; S 89°56'43" W 529.87 FT; N 2°45'50" W1012.21 FT; N 7^	13.67	\$1,353,300
26251260030000	BEG S 89°53'31" E 1405.49 FT & S 0°06'29" W 33 FT & SE'LY 30.67 FT ALG A 960 FT RADIUS CURVE TO R (CHD S 39°01'44" E 30.67 FT); & S 38°15'49" E 23.91 FT FR NW COR SEC 25, T3S, R2W, SLM; S 38°15'49" E 635.53 FT M OR L; SE'LY 216.88 FT ALG A 350 FT RADIUS CURVE TO R (CHD S 20°30'43" E 213.43 FT); S 2°45'37" E 125.51 FT; NE'LY 412.73 FT ALG A 1136.50 FT RADIUS CURVE TO L (CHD N 80°16'30" E 410.44 FT); NE'LY 411.21 FT ALG A 1500 FT RADIUS CURVE TO L (CHD N 54°16'23" E409.92 FT); N 36°49'35" W 109.59 FT M OR L; N 33°00'44" W 411.11 FT; S 67°17'30" W 626.91 FT M OR L; N 38°15'49" W 417.94 FT;S 89°34'17" W 83.79 FT M OR L TO BEG. 9.97 AC. 10306-7019	9.96	\$520
26251010230000	BEG S 89°53'31" E 559.81 FT & S 348 FT FR NW COR SEC 25, T3S, R2W, SLM; S 89°36'30" E 269.39 FT; N 0°03'24" W 59.82 FT; S 89°36'29" E 40.07 FT; S 0°23'31" W 2.60 FT; N 89°52'37" W 23.08 FT; S 0°23'30" W 226.53 FT; N 89°56'56" W 286.13 FT; N 0°23'30" E 170.90 FT TO BEG (BEING PART OF LOT 1, ROSEGATE AT ANTHEM SUB). 9667-0749 8550-6625,6628 8502-8439 9886-7019 9958-8775 10195-3205 10214-1080 10229-0136	1.14	\$200,585

Parcel Number	Legal Description	Acres	Taxable Value
26251010240000	BEG S 89°53'31" E 846.32 FT & S 292.07 FT FR NW COR SEC 25, T3S, R2W, SLM; S 89°52'37" E 23.08 FT; S 0°23'31" W 57.40 FT; S 89°36'29" E 4.33 FT; S 0°35'42" W 399.14 FT; N 89°24'18" W 61.67 FT; W'LY 64.11 FT ALG A 163.60 FT RADIUS CURVE TO L (CHD S 79°22'11" W 63.70 FT); S 68°08'39" W 122.54 FT; S 27°44'34" E 159.25 FT; S 70°52'40" E 55.64 FT; S 72°52'36" W 33.83 FT; N 70°52'40" W 36.26 FT; N 27°44'34" W 173.36 FT; N'LY 224.44 FT ALG A 457 FT RADIUS CURVE TO R (CHD N 13°40'23" W 222.20 FT); N 0°23'48" E 75.16 FT; S 89°56'56" E 286.18 FT; N 0°23'30" E 226.53 FT TO BEG. LESS STREET (BEING PART OF LOT 1, ROSEGATE AT ANTHEM SUB). 9777-7613,7904,8033 9886-7013,7021 10096-3093 10195-3207 1021-1086-1089 10229-0138	1.99	\$336,435
26251760050000	BEG S 89°53'31" E 1439.20 FT & S 967.50 FT FR NW COR SEC 25, T3S, R2W, SLM; N 87°36'30" W 46.70 FT M OR L; S 0°54'10" W 17.51 FT; S 87°36'30" E 50.47 FT; N 2°23'30" E 17.51 FT TO BEG. 0.02 AC.10244-8842 10245-6002,6468 10262-2100 10275-6110	0.02	\$100
26251760090000	BEG S 89°53'31" E 1552.99 FT & S 972.03 FT FR NW COR SEC 25, T3S, R2W, SLM; S 2°23'30" W 17.50 FT; N 87°36'30" W 113.89 FT M OR L; N 2°23'30" W 17.51 FT M OR L; S 87°36'30" E 113.89 FT M OR L TO BEG. 0.05 AC. 9913-4972 10096-3086 10244-4476,8842 10275-611	0.05	\$100
26251760100000	BEG S 89°53'31" E 1552.99 FT & S 972.03 FT FR NW COR SEC 25, T3S, R2W, SLM; S 87°36'30" E 200 FT; S 2°23'30" W 17.50 FT; N 87°36'30" W 200 FT; N 2°23'30" E 17.50 FT TO BEG. 0.08 AC.9913-4972 10096-3086 10244-4476,8842 10275-6110	0.08	\$200
26251760160000	BEG S 89°53'31" E 983.71 FT & S 1774.79 FT & S 85°21'16" E 124.76 FT & NE'LY 38.45 FT ALG A 400 FT RADIUS CURVE TO L (CHD N 1°53'30" E 38.44 FT) & N 89°08'17" E 96 FT & SW'LY 33.54 FT ALG A 496 FT RADIUS CURVE TO R & S 22°19'41" E 91.22 FT M OR L & N 89°56'43" E 191.13 FT & S 2°45'50" E 190.21 & S 02°45'50" E 10.01 FT FT FR NW COR SEC 25, T3S, R2W, SLM; S 2°45'50" E 56.06 FT M OR L; S 89°56'43" W 180.28 FT M OR L; N 44°56'31" E 2.47 FT; SE'LY 23.64 FT ALG A 375 FT RADIUS CURVE TO L (CHD S 88°14'56" E 23.63 FT); N 89°56'43" E 94.80 FT; N 2°45'50" W 55.06 FT; N 89°56'43" E 60.07 FT M OR L	0.08*	\$193

Parcel Number	Legal Description	Acres	Taxable Value
	TO BEG. 0.08 AC. 9913-4972 10096-3086 10244-4476,8842 10275-6110 10278-8956		
26251760110000	BEG S 89°53'31" E 1552.99 FT & S 972.03 FT & S 87°36'30" E 200 FT FR NW COR SEC 25, T3S, R2W, SLM; S 87°36'30" E 123.52FT M OR L; SE'LY 41.99 FT ALG A 1223.50 FT RADIUS CURVE TO L(CHD S 88°35'30" E 41.99 FT); S 2°45'37" E 17.50 FT M OR L; N 87°36'30" W 2	0.07	\$200

*\*Parcel is split across the proposed Project Area boundary; therefore, the taxable value is distributed proportionately based on the number of acres inside the proposed Project Area.*



## APPENDIX C: EVALUATION OF MAIN STREET COSTS



March 24, 2017

Herriman City  
Heather Upshaw  
13011 S Pioneer St.  
Herriman, UT 84096

RE: Herriman Main Street Connector Segment 1 & Segment 3 Cost Estimate

This letter is intended to outline and validate the estimated cost for the Herriman Main Street Connector Segment 1 & Segment 3 roadway projects (see Exhibit 1). Segment 1 has been awarded to a contractor and pricing is based on the contractor's bid (see Exhibit 2). Cost for Segment 3 is based on an engineer's estimate (See Exhibit 3).

In summary, the total estimated cost for Segment 1 and Segment 3 is approximately \$4 million (\$3.3 Million for Segment 1 and \$0.7 Million for Segment 3).

It is my opinion that the attached estimates accurately represents the estimated cost for the roadway and associated utilities for the Herriman Main Street Connector Segment 1 & Segment 3.

If you have any questions, please feel free to call.

Sincerely,  
HERRIMAN CITY

Jonathan Bowers, PE  
Assistant City Engineer

**Exhibit 1 - Project Delineation of Each Segment**

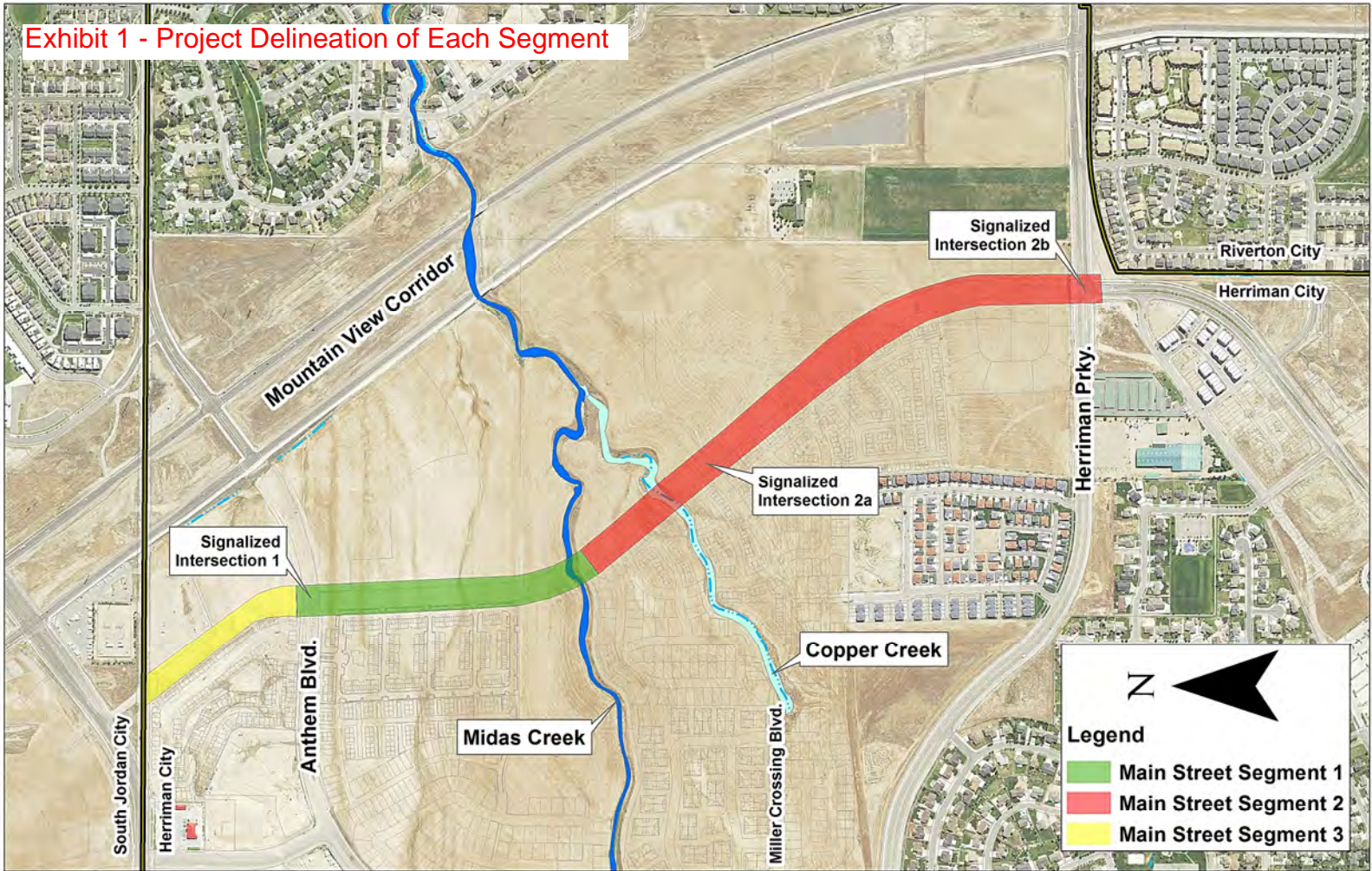


Exhibit 2 - Segment 1 Bid Tab



Owner: Herriman City  
 Project: Main Street Connector - Segment 1  
 Date: 12/15/2016  
 PM: Ted Mickelsen

NO. 2

CONTRACTOR: KILGORE CONTRACTING

	ITEM	QUANT	UNIT	UNIT PRICE	COST
<b>Schedule I - Main Street</b>					
1	Mobilization	1	L.S.	\$ 110,500.00	\$ 110,500.00
2	Traffic Control	1	L.S.	\$ 8,700.00	\$ 8,700.00
3	Temporary Controls	1	L.S.	\$ 8,500.00	\$ 8,500.00
4	Remove Concrete Sidewalk	50	S.Y.	\$ 14.00	\$ 700.00
5	Remove Concrete Curb & Gutter	190	L.F.	\$ 7.00	\$ 1,330.00
6	4 Inch Conduit	6,375	L.F.	\$ 3.50	\$ 22,312.50
7	6 Inch Conduit	3,190	L.F.	\$ 8.00	\$ 25,520.00
8	Roadway Lighting	1	L.S.	\$ 103,000.00	\$ 103,000.00
9	Granular Borrow (Plan Quantity)	3,319	C.Y.	\$ 11.50	\$ 38,168.50
10	Clearing & Grubbing (Plan Quantity)	5	Acre	\$ 425.00	\$ 2,125.00
11	Roadway Excavation (Plan Quantity)	19,600	C.Y.	\$ 4.50	\$ 88,200.00
12	Untreated Base Course	6,450	Ton	\$ 12.35	\$ 79,657.50
13	Hot Mix Asphalt, 1/2 Inch or 3/4 Inch Max.	7,000	Ton	\$ 50.75	\$ 355,250.00
14	Concrete Curb & Gutter, Type A	3,100	L.F.	\$ 16.00	\$ 49,600.00
15	Concrete Curb, Type R (Raised Island)	350	L.F.	\$ 19.00	\$ 6,650.00
16	Concrete Sidewalk	1,650	S.Y.	\$ 36.40	\$ 60,060.00
17	Plowable End Section	2	Each	\$ 1,500.00	\$ 3,100.00
18	Corner Pedestrian Access Ramp	6	Each	\$ 2,500.00	\$ 15,000.00
19	Pavement Marking Paint	50	Gallon	\$ 27.50	\$ 1,375.00
20	Pavement Message Paint	11	Each	\$ 34.00	\$ 374.00
21	Pavement Marking Paint (Stop Line, Crosswalk - 12 Inch)	990	L.F.	\$ 1.10	\$ 1,089.00
22	Precast Noise Wall, 8 Foot	495	L.F.	\$ 91.00	\$ 45,045.00
23	Cast-in-Place Retaining Wall w/ Stamped Face, 6 Foot	1,130	L.F.	\$ 238.00	\$ 268,940.00
24	Underground Irrigation System	1	L.S.	\$ 61,000.00	\$ 61,000.00
25	Landscaping	1	L.S.	\$ 42,000.00	\$ 42,000.00
26	12 Inch Culinary Water Line	1,500	L.F.	\$ 38.50	\$ 57,750.00
27	10 Inch Culinary Water Line	200	L.F.	\$ 34.50	\$ 6,900.00
28	8 Inch Culinary Water Line	30	L.F.	\$ 27.50	\$ 825.00
29	8 Inch Secondary Water Line	1,830	L.F.	\$ 28.50	\$ 52,155.00
30	8 Inch Gate Valve	5	Each	\$ 1,240.00	\$ 6,200.00
31	10 Inch Gate Valve	4	Each	\$ 1,800.00	\$ 7,200.00
32	12 Inch Gate Valve	3	Each	\$ 2,340.00	\$ 7,020.00
33	Fire Hydrant	1	Each	\$ 4,700.00	\$ 4,700.00
34	4 Foot Sewer Manhole	2	Each	\$ 2,800.00	\$ 5,600.00
35	5 Foot Sewer Manhole	3	Each	\$ 3,350.00	\$ 10,050.00
36	6 Inch PVC Sewer Pipe	2	L.F.	\$ 49.25	\$ 98.50
37	8 Inch PVC Sewer Pipe	930	L.F.	\$ 123.00	\$ 114,390.00
38	Catch Basin	3	Each	\$ 1,920.00	\$ 5,760.00
39	Combination Catch Basin & Cleanout Box	10	Each	\$ 3,700.00	\$ 37,000.00
40	Double Combination Catch Basin & Cleanout Box	1	Each	\$ 5,500.00	\$ 5,500.00
41	18 Inch Class III Reinforced Concrete Pipe	1,500	L.F.	\$ 43.25	\$ 64,875.00
42	18 Inch Culvert End Section	2	Each	\$ 425.00	\$ 850.00
43	Retention Pond	1	L.S.	\$ 35,000.00	\$ 35,000.00
44	Construction Surveying	1	L.S.	\$ 13,100.00	\$ 13,100.00
45	Stamped Concrete Sidewalk	260	S.Y.	\$ 52.00	\$ 13,520.00
46	8 Inch PVC Gas Line Casing	400	L.F.	\$ 15.20	\$ 6,080.00
47	Speed Limit Sign	2	Each	\$ 220.00	\$ 440.00
48	Warning Sign	3	Each	\$ 208.00	\$ 624.00
49	Jersey Barrier	80	L.F.	\$ 60.25	\$ 4,820.00
50	1-1/4 inch Conduit	6,375	L.F.	\$ 2.20	\$ 14,025.00
	<b>Subtotal - Schedule I</b>				<b>\$ 1,872,679.00</b>
<b>Schedule II - Midas Creek</b>					
1	Mobilization	1	L.S.	\$ 117,000.00	\$ 117,000.00
2	Traffic Control	1	L.S.	\$ 2,750.00	\$ 2,750.00
3	Temporary Controls	1	L.S.	\$ 2,150.00	\$ 2,150.00
4	Driven Piles	970	L.F.	\$ 121.75	\$ 118,097.50
5	Bridge Structure	1	L.S.	\$ 758,000.00	\$ 758,000.00
6	Concrete Retaining Wall	1	L.S.	\$ 157,000.00	\$ 157,000.00
7	Hand Railing	400	L.F.	\$ 167.00	\$ 66,800.00
8	Compacted Native Soils	80	C.Y.	\$ 18.80	\$ 1,504.00
9	Geotextiles - Drainage	16,550	S.F.	\$ 0.25	\$ 4,137.50
10	Clearing & Grubbing (Plan Quantity)	1	Acre	\$ 425.00	\$ 425.00
11	Roadway Excavation (Plan Quantity)	4,100	C.Y.	\$ 4.25	\$ 17,425.00
12	Surface Ditch	50	L.F.	\$ 14.25	\$ 712.50
13	Riprap, D50=8 Inches	700	C.Y.	\$ 60.50	\$ 42,350.00
14	Untreated Base Course	160	Ton	\$ 19.20	\$ 3,072.00
15	Hot Mix Asphalt - Bike/Ped Path 1/2 Inch Max.	85	Ton	\$ 113.50	\$ 9,647.50
16	Concrete Sidewalk	600	S.Y.	\$ 37.00	\$ 22,200.00
17	2 Inch Air Vac	4	Each	\$ 6,385.00	\$ 25,540.00
18	12 Inch Culinary Water Line	280	L.F.	\$ 40.00	\$ 11,200.00
19	8 Inch Secondary Water Line	250	L.F.	\$ 28.50	\$ 7,125.00
20	4 Inch Conduit	500	L.F.	\$ 3.40	\$ 1,700.00
21	6 Inch Conduit	250	L.F.	\$ 8.10	\$ 2,025.00
22	Construction Surveying	1	L.S.	\$ 9,100.00	\$ 9,100.00
23	1-1/4 inch Conduit	500	L.F.	\$ 2.20	\$ 1,100.00
24	6 inch Metal Conduit	150	L.F.	\$ 40.25	\$ 6,037.50
25	4 inch Metal Conduit	300	L.F.	\$ 19.00	\$ 5,700.00
26	1-1/4 inch Metal Conduit	300	L.F.	\$ 5.70	\$ 1,710.00
	<b>Subtotal - Schedule II</b>				<b>\$ 1,394,508.50</b>
	<b>TOTAL COST</b>				<b>\$ 3,267,187.50</b>

Exhibit 3 - Segment 3 Cost Estimate

Opinion of Probable Construction Cost for Herriman City Main Street Connector Segment 3					
Bid #	Item	Quantity	Unit	Unit Cost	Item Cost
1	<b>Mobilization</b> a. Approximately 5% of Construction Cost	1	LS	\$118,000	\$50,000
					<b>\$50,000</b>
2	<b>Traffic Control</b> a. Cost for Traffic Control on Anthem Blvd	1	LS	LS	\$9,000
					<b>\$9,000</b>
3	<b>Temporary Controls</b> a. Temporary Controls Including Erosion Control, BMPs, & SWPPP Management	1	LS	LS	\$20,000
					<b>\$20,000</b>
4	<b>Construction Staking</b> a. Assumed to work with Contractor	1	LS	\$15,000	\$15,000
					<b>\$15,000</b>
5	<b>Clearing and Grubbing</b> a. Clearing and Grubbing down 12 Inches	2	AC	\$2,830	\$5,660
					<b>\$5,660</b>
6	<b>Roadway Construction</b> a. Roadway Ex - Assume 36 Inch Depth for Entire Roadway for bad soils (37' Wide Including C&G) b. Granular Borrow (8 Inches thick over 32 feet width for 1,060 length of roadway) c. Untreated Base Course Material (8 inch thick over 32 feet wide and 1,060 length of roadway) d. 3/4 Inch HMA (8 inch thick over 32 feet wide and 1,060 length of roadway) e. Type A Curb and Gutter f. Corner Pedestrian Access Ramp g. Traffic Striping	4,400 900 1,800 1,890 2,120 2 1	CY CY TON TON LF EA LS	\$7.31 \$21 \$14 \$55 \$16 \$2,264 \$3,000	\$32,180 \$18,532 \$25,904 \$104,732 \$34,787 \$4,528 \$3,000
					<b>\$223,663</b>
7	<b>Utilities</b> a. 8 Inch PVC C900 Waterline b. Fire Hydrant c. 8 Inch Secondary Water b. 18 Inch Storm Drain Pipe c. Storm Drain Combo Box d. Storm Drain Inlet Box e. 6 ft Storm Drain Mahole at Connection d. RMP Conduits e. Plumbing	1,060 3 1,060 1,060 4 4 1 2,600 1	LF EA LF LF EA EA EA LF LS	\$70 \$6,042 \$70 \$60 \$4,400 \$2,182 \$5,500 \$12 \$0	\$74,200 \$18,125 \$74,200 \$63,600 \$17,600 \$8,727 \$5,500 \$32,346 \$0
					<b>\$294,299</b>
		<i>Subtotal</i>			<b>\$617,622</b>
		<i>Contingency</i> 15%			<b>\$92,643.27</b>
		<b>GRAND TOTAL</b>			<b>\$710,265</b>

## APPENDIX D: PRIVATE DEVELOPER INFRASTRUCTURE COSTS

Developer agrees at its expense to construct all the Site Improvements as shown or described on the Site Plan. The Site Improvements shall include all buildings and structures shown on the Site Plan and the infrastructure needed for the Improvements such as sewer, water, telephone, electricity, natural gas, roads, parking, curbs, gutters, sidewalks and landscaping as may be necessary or required to construct the Improvements.

In addition, Developer shall construct and provide the following:

TABLE 4: ESTIMATED INFRASTRUCTURE COSTS

Description	Estimated Amount
Landscaping	\$2,156,220
Public Street Improvements	\$1,377,451
Public Storm Drainage & Detention	\$1,945,200
Mass Earthwork	\$2,549,438
Public Water Improvements	\$237,779
Public Sewer Improvements	\$166,692
Retention & Decorative Screen Walls	\$781,920
Architectural Improvements & Geopiers	\$1,560,000
Public Street Lighting Improvements	\$345,600
Public, Directional, & Monument Signage	\$540,000
<b>TOTAL</b>	<b>\$11,660,300</b>



Aerial Technologies  
Civil Engineering  
Structural Design  
Land Surveying  
Water Design  
Building

December 9, 2016

Herriman City  
Heather Upshaw  
13011 South Pioneer Street  
Herriman, UT 84096

**RE: Anthem Commercial Cost Estimate**

We represent the project developers, Anthem Center LLC as the Civil Engineers on the Anthem Commercial Project located in Herriman, Utah. Although the project is still in the preliminary design phase, we have reviewed the cost estimate, which is attached, and feel that it accurately represents the estimated costs for the site, roadway and utility improvements.

Please feel free to contact me with any questions or concerns.

Sincerely,

Brady Morris, P.E.  
Ensign Engineering

**SALT LAKE CITY**  
45 West 10000 South, Ste 500  
Sandy, UT 84070  
P 801.255.0529

**LAYTON**  
1485 W Hillfield Rd, Ste 204  
Layton, UT 84041  
P 801.547.1100

**CEDAR CITY**  
1870 North Main Street, Ste 104  
Cedar City, UT 84721  
P 435.865.1453

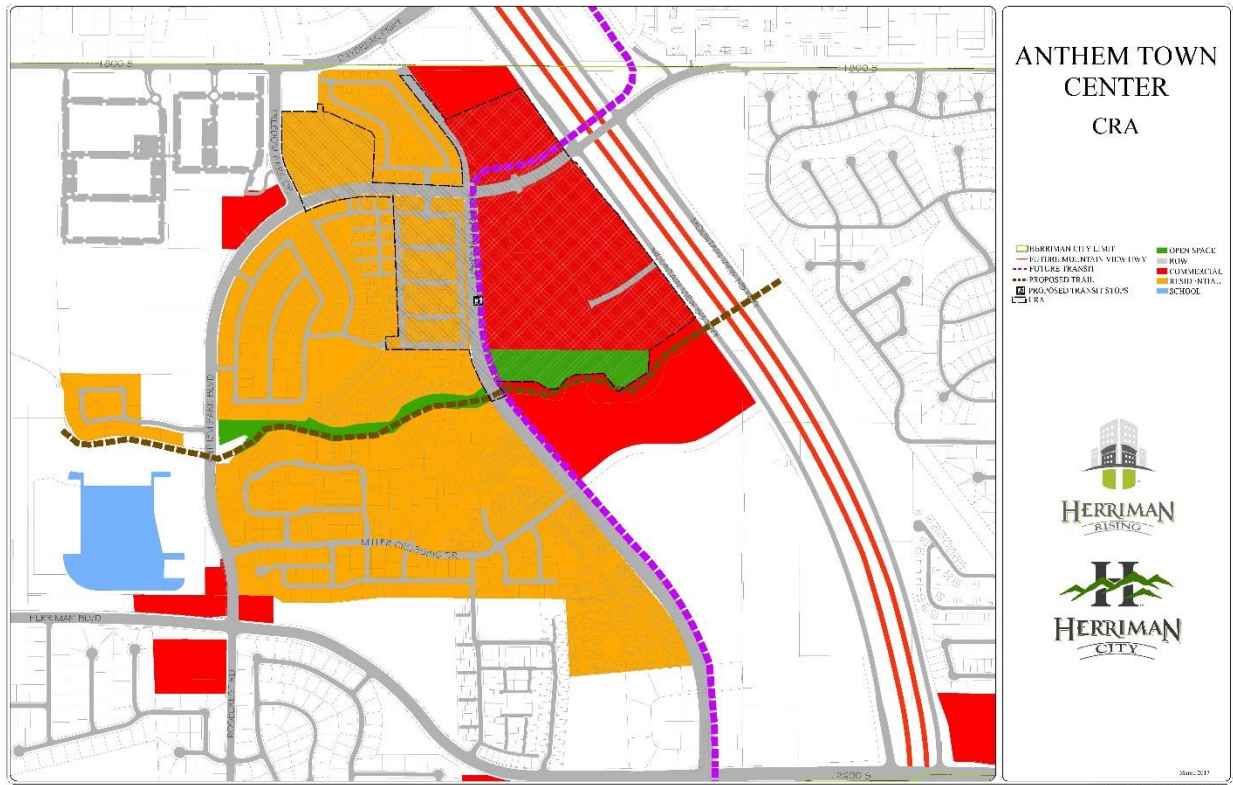
**TOOELE**  
169 N. Main Street, Unit 1  
Tooele, UT 84074  
P 435.843.3590

**RICHFIELD**  
225 North 100 East  
Richfield, UT 84701  
P 435.896.2983

Ensign Engineering Estimate of Probable Costs  
Anthem Center LLC

Landscaping	\$	2,156,220.00
Public Street Improvements	\$	1,377,451.20
Public Storm Drainage & Dentention	\$	1,945,200.00
Mass Earthwork	\$	2,549,438.10
Public Water Improvements	\$	237,779.00
Public Sewer Improvements	\$	166,692.00
Retention & Decorative Screen Walls	\$	781,920.00
Architectural Improvements & geopiers	\$	1,560,000.00
Public Street Lighting Improvements	\$	345,600.00
Public, Directional, & Monument Signage	\$	540,000.00
<b>Total</b>	\$	<b>11,660,300.30</b>

## APPENDIX E: TRAIL AND TRANSIT MAP



## APPENDIX F: PROJECT AREA BUDGET

The following narrative has been prepared in accordance with Utah Code §17C-5-303 for an Agency that receives tax increment.

### 1(A). THE BASE TAXABLE VALUE [17C-5-303(1)(A)]

The base taxable value is the year 2016 value of \$10,248,574.

### 1(B). PROJECTED AMOUNT OF TAX INCREMENT TO BE GENERATED WITHIN THE PROJECT AREA [17C-5-303(1)(B)]

The projected amount of tax increment to be generated within the Project Area over 15 years is \$27,568,448.

TABLE 5: INCREMENTAL PROPERTY TAX REVENUES FOR 15 YEARS

Incremental Tax Revenues - 100%	15 Years	NPV*
Salt Lake County	\$4,870,915	\$3,538,605
Jordan School District	\$11,874,044	\$8,626,212
Herriman	\$623,767	\$453,152
South Salt Lake Valley Mosquito Abatement	\$32,830	\$23,850
Jordan Valley Water Conservancy District	\$691,155	\$502,108
South Valley Sewer	\$611,672	\$444,365
Central Utah Water Conservancy	\$699,795	\$508,384
Unified Fire Service	\$3,455,775	\$2,510,539
Salt Lake Valley Law Enforcement	\$3,528,347	\$2,563,260
Salt Lake County Library	\$1,180,147	\$857,349
<b>TOTAL</b>	<b>\$27,568,448</b>	<b>\$20,027,826</b>

\*Net present value uses a discount rate of four percent.

### 1(C). PROJECT AREA FUNDS COLLECTION PERIOD [17C-5-303(1)(C)]

The collection period is 15 years.

### 1(D). PROJECTED AMOUNT OF TAX INCREMENT TO BE PAID TO OTHER TAXING ENTITIES [17C-5-303(1)(D)]

Table 6 shows the incremental tax revenues to each of the taxing entities. Note that 100 percent of the increment for the Jordan School District will flow to the Agency, and then the Agency will make a mitigation payment to the JSD of 35 percent of the property tax revenues received from the JSD. Also, 100 percent of the increment for Salt Lake County and Salt Lake County Library will flow to the Agency, and then the Agency will make mitigation payments to those two entities respectively of 25 percent of the property tax revenues received from Salt Lake County and Salt Lake County Library.

TABLE 6: INCREMENTAL PROPERTY TAX REVENUES FOR 15 YEARS TO TAXING ENTITIES

Taxing Entities	Total 15 Years	Net Present Value
Salt Lake County	\$1,217,729	\$884,651
Jordan School District	\$0	\$0
Herriman	\$0	\$0
South Salt Lake Valley Mosquito Abatement	\$32,830	\$23,850
Jordan Valley Water Conservancy	\$172,789	\$125,527
South Valley Sewer	\$152,918	\$111,091
Central Utah Water Conservancy	\$174,949	\$127,096
Unified Fire Service	\$863,944	\$627,635
Salt Lake Valley Law Enforcement	\$2,117,008	\$1,537,956
Salt Lake County Library	\$295,037	\$214,337
<b>TOTAL</b>	<b>\$5,027,203</b>	<b>\$3,652,144</b>

The estimated amount of the mitigation payments to Jordan School District, Salt Lake County and Salt Lake County Library, over 15 years, are as follows:

TABLE 7: INCREMENTAL PROPERTY TAX REVENUES (MITIGATION PAYMENTS) FOR 15 YEARS TO JSD, SALT LAKE COUNTY AND SALT LAKE COUNTY LIBRARY

Summary of Mitigation Payments	Total - 15 Years
Jordan School District	\$4,155,915
Salt Lake County	\$1,217,729
Salt Lake County Library	\$295,037

**1(E). IF THE AREA FROM WHICH TAX INCREMENT IS COLLECTED IS LESS THAN THE ENTIRE PROJECT AREA [17C-5-303(1)(E)]**

Not applicable.

**1(F). THE PERCENTAGE OF TAX INCREMENT THE AGENCY IS AUTHORIZED TO RECEIVE [17C-5-303(1)(F)]**

The Agency is authorized to receive 75 percent of the tax increment for a period of 15 years from Jordan Valley Water Conservancy District, South Valley Sewer, Central Utah Water Conservancy District and Unified Fire Service. The Agency is further authorized to receive 100 percent of tax increment from Herriman City, the Jordan School District (assuming 35 percent mitigation payments back to JSD based on JSD’s incremental property tax revenues to the Agency), 100 percent from Salt Lake County and Salt Lake County Library (assuming 25 percent mitigation payments back to Salt Lake County and Salt Lake County Library), and to receive 40 percent from Salt Lake Valley Law Enforcement.

TABLE 8: PERCENT OF TAX INCREMENT TO AGENCY

Taxing Entity	Percentage to Agency
Salt Lake County	100%
Jordan School District	100%
Herriman	100%
South Salt Lake Valley Mosquito Abatement	0%
Jordan Valley Water Conservancy District	75%
South Valley Sewer	75%
Central Utah Water Conservancy	75%
Unified Fire Service	75%
Salt Lake Valley Law Enforcement	40%
Salt Lake County Library	100%

**1(G). THE MAXIMUM CUMULATIVE DOLLAR AMOUNT OF TAX INCREMENT THE AGENCY IS AUTHORIZED TO RECEIVE FROM THE PROJECT AREA [17C-5-303(1)(G)]**

The maximum dollar amount the Agency is authorized to receive is \$24.1 million. Note that out of this amount, the Agency will have administrative expense, housing payments, and mitigation payments back to the Jordan School District, Salt Lake County and Salt Lake County Library, leaving approximately \$15.0 million for the infrastructure projects.

**2. IF THE AGENCY RECEIVES SALES AND USE TAX REVENUE [17C-5-303(2)(A) AND (B)]**

Not applicable.

**3. AMOUNT OF PROJECT AREA FUNDS THE AGENCY WILL USE TO IMPLEMENT THE PROJECT AREA [17C-5-303(3)]**

The Agency estimates that its funds will be used as follows but reserves the right to maintain flexibility with the funds and not to adhere strictly to line item amounts shown in the table below. All Agency funds will be used for infrastructure, administrative or economic development purposes within the Project Area. Administrative funds have been calculated based on 2.9 percent of Agency tax increment receipts annually. In addition, ten percent of Agency receipts have been set aside for housing projects. The remaining funds are allocated primarily for infrastructure improvements as follows:

TABLE 8: ESTIMATED PROJECT COSTS – ESTIMATES PROVIDED BY ENSIGN ENGINEERING AND HERRIMAN CITY

Improvements	Approximate Amount
Landscaping	\$2,156,220
Public Street Improvements	\$5,377,451
Public Storm Drainage & Detention	\$1,945,200
Mass Earthwork	\$2,549,438
Public Water Improvements	\$237,779
Public Sewer Improvements	\$166,692
Retention & Decorative Screen Walls	\$781,920
Architectural Improvements & Geopiers	\$1,560,000
Public Street Lighting Improvements	\$345,600
Public, Directional, & Monument Signage	\$540,000
<b>TOTAL</b>	<b>\$15,660,300</b>

#### 4. THE AGENCY’S COMBINED INCREMENTAL VALUE [17C-5-303(4)]

The total incremental value in the Project Area is estimated at \$123,679,177 at buildout. Currently, without the inclusion of the Anthem Town Center Project Area, the Agency’s combined incremental value includes the Herriman Towne Center CDA and Business Center CDA. The Business Center CDA has not yet triggered and therefore has no incremental value. The 2015 incremental value of the Herriman Towne Center is estimated at \$110,385,669.

#### 5. THE AMOUNT OF PROJECT AREA FUNDS THAT WILL BE USED TO COVER THE COST OF ADMINISTERING THE PROJECT AREA [17C-5-303(5)]

The Agency is requesting that 2.9 percent of revenues received be set aside for administrative purposes. The projected total amount of administrative cost over the 15-year timeframe is \$697,566.

**6. FOR PROPERTY THAT THE AGENCY OWNS AND EXPECTS TO SELL,  
THE EXPECTED TOTAL COST OF THE PROPERTY TO THE AGENCY AND  
THE EXPECTED SALE PRICE [17C-5-303(6)]**

Not applicable.



**INTERLOCAL AGREEMENT  
BETWEEN THE COMMUNITY DEVELOPMENT AND RENEWAL AGENCY OF  
HERRIMAN, HERRIMAN CITY AND BOARD OF EDUCATION OF JORDAN  
SCHOOL DISTRICT**

**THIS INTERLOCAL AGREEMENT** is entered into as of the \_\_\_ day of \_\_\_\_\_ 2017, by and between the **COMMUNITY DEVELOPMENT AND RENEWAL AGENCY OF HERRIMAN** (the “**Agency**”), **HERRIMAN CITY**, a municipal corporation and political subdivision of the state of Utah ( “**Herriman City**”) and the **BOARD OF EDUCATION OF JORDAN SCHOOL DISTRICT**, a body corporate and politic of the state of Utah (the “**Taxing Entity**”) (collectively, the “**Parties**”).

**RECITALS**

A. The Agency was created and continues to operate pursuant to the provisions of the Limited Purpose Local Government Entities – Community Reinvestment Agency Act, Title 17C of the Utah Code (the “**Community Reinvestment Agency Act**”) and its predecessor statutes, and is authorized thereunder to conduct urban renewal, economic development, community development, and community reinvestment activities within Herriman, Utah, as contemplated by the Community Reinvestment Agency Act; and

B. Herriman City an entity related to the Agency participated in building, widening, and/or improved 6000 West/Pioneer Street and 11800 South for Herriman High, Anthem Park Boulevard for Copper Mountain Middle School and Elementary Drive for Silver Crest Elementary and the Taxing Entity contributed its pro rata share of the costs of such improvements because the Taxing Entity recognizes the great benefit for such improvements; and

C. Pursuant to Resolution No. R2017-04 adopted by the Agency on August 9, 2017, and Ordinance No. 2017-39 adopted by Herriman City on August 9, 2017, the Agency established the Herriman Anthem Community Reinvestment Project Area (the “**Project Area**”) through adoption of the Project Area Plan, a copy of which is attached hereto as **Exhibit “A”** and incorporated herein by this reference (referred to in this Interlocal Agreement as the “**Project Area Plan**,” which includes the legal description and a map of the Project Area); and

D. The Agency desires to encourage, promote and provide for the development in the Project Area of a mixed-use development located along Mountain View Corridor that will encourage commercial and transit-oriented development; and

E. Pursuant to Resolution No. R2017-05, adopted by the Agency on August 9, 2017, the Agency adopted a Project Area Budget for the Project Area (the “**Budget**”), which sets forth the Agency’s estimates and projections for development and generation of property tax revenues for the Project Area, a copy of which is attached hereto as **Exhibit “B”**; and

F. The Agency may issue one or more bonds, including bonds secured by tax increment revenues, to finance the construction of certain infrastructure improvements for the Project Area; and

G. The Taxing Entity has determined that it serves the interests of the Taxing Entity to provide certain financial assistance through the use of Tax Increment (as defined below) in connection with the development of the Project Area; and

H. The Agency anticipates using tax increment (as defined in Utah Code Ann. § 17C-1-102(60) (hereinafter “**Tax Increment**”)) from the Project Area, to assist in the development of the Project Area and for funding the implementation of the Project Area Plan; and

I. Utah Code Ann. § 17C-5-204 authorizes the Taxing Entity to consent to the payment by Salt Lake County (the “**County**”) to the Agency of a portion of the Taxing Entity’s share of Tax Increment generated from the Project Area attributable to the Taxing Entity’s tax levy on property within the Project Area, for the purposes set forth herein and in accordance with the terms of this Agreement; and

J. Utah Code Ann. § 11-13-215 further authorizes the Taxing Entity to share its tax and other revenues with the Agency; and

K. In order to facilitate development of and in the Project Area and to provide funds to carry out the Project Area Plan, the Taxing Entity desires to consent that the Agency receive certain Tax Increment from the Project Area attributable to the Taxing Entity’s tax levy, in accordance with the terms of this Agreement; and

L. This Agreement is entered into by the Parties pursuant to the authority of applicable State law, including the Community Reinvestment Agency Act and the Interlocal Cooperation Act, Utah Code Ann. § 11-13-101 *et seq.*, as amended (the “**Cooperation Act**”).

**NOW THEREFORE**, in consideration of the mutual promises set forth herein and other good and valuable consideration, the receipt and sufficiency of which are hereby acknowledged, the Parties hereby agree as follows:

1. **Taxing Entity’s Consent.**

a. The Parties agree that for purposes of calculation of the Taxing Entity’s share of Tax Increment from the Project Area to be paid by the County to the Agency pursuant to this Agreement, the base year shall be 2016, and the base taxable value shall be \$10,248,574, which base taxable value is subject to adjustment by law in accordance with the provisions of the Community Reinvestment Agency Act. Pursuant to Section 17C-5-204 of the Community Reinvestment Agency Act and Sections 11-13-202.5 and 11-13-215 of the Cooperation Act, the Taxing Entity hereby agrees and consents that the project area funds collection period (the “**Project Area Funds Collection Period**”) shall be fifteen (15) years. During the Project Area Funds Collection Period, the Agency shall receive and be paid one hundred percent (100%) of the tax increment attributable to the Taxing Entity’s tax levy on both real and personal property within the Project Area (the “**Taxing Entity Share**”), for the purpose of providing funds to the Agency to carry out the Project Area Plan. The Project Area Funds Collection Period shall commence with the 2018 tax year as evidenced by written notice to the Taxing Entity and to the Salt Lake County Auditor and Assessor; provided, however, that the total amount of such Tax Increment attributable to the Taxing Entity’s tax levy that is paid to the Agency over the Project

Area Funds Collection Period under this Agreement shall not exceed \$11,874,044 (with a net retention of \$7,718,129 to the Agency after 35% of the Tax Increment is transferred back to the Taxing Entity as set forth in Section 1.b. below); and provided further, that any portion of the Taxing Entity's taxes resulting from an increase in the Taxing Entity's tax rate pursuant to applicable hearing procedures (truth in taxation), that occurs after the Effective Date (defined below) of this Agreement, shall not be paid to the Agency unless the Taxing Entity specifically so consents in writing pursuant to an amendment to this Agreement or in a separate agreement. All tax increment from the Project Area attributable to the Taxing Entity's tax levy for tax years beyond the Project Area Funds Collection Period shall be paid by Salt Lake County to the Taxing Entity. The calculation of the Taxing Entity's portion of annual Tax Increment to be paid by the County to the Agency shall be made as required by Utah Code Ann. § 17C-1-102(60) (a), using the then current tax levy rate (subject to the limitation set forth above regarding increases in the City's tax rate pursuant to applicable hearing procedures).

b. Notwithstanding Subsection 1(a), the Parties hereby agree that for each tax year during the Tax Increment Collection Period, the Agency shall transfer an amount equal to 35% of any Tax Increment it receives from the Salt Lake County Treasurer pursuant to this Agreement—that is, an amount equal to 35% of the Taxing Entity's Contribution—to the Taxing Entity (the “**Annual Rebate**”). The Agency's transfer of the Annual Rebate to the Taxing Entity each year shall occur no later than three months following the Agency's receipt of Tax Increment from the Salt Lake County Treasurer. The amount equal to the Taxing Entity's Contribution less the Annual Rebate is hereinafter referred to as the “**Agency's Share.**” Thus, for the purposes of this Agreement, the Agency's Share is generally equal to 65% of the Taxing Entity Share.

c. Salt Lake County shall pay directly to the Agency the Taxing Entity Share in accordance with Utah Code Ann. § 17C-5-204 during the Project Area Funds Collection Period described in Section 1.a. above.

2. **Consent to Budget.** As required by Utah Code § 17C-5-304, the Taxing Entity hereby consents to the Budget as adopted by the Agency.

3. **Additional Consents and Agreements.**

a. The Parties agree that within the Project Area Plan residential construction will be limited to a maximum of 400 apartment units and a maximum of 302 senior housing units.

b. The Parties agree that within the Project Area Plan a maximum of 21.8 acres will be used on residential construction.

c. Herriman City shall contribute 100% of its Tax Increment from the Project Area to carry out the Project Area Plan.

d. Herriman City agrees to approach and work with all tenants, property owners and residents within the Project Area regarding various ways and means in which they may be able to help the Taxing Entity including volunteering at schools, and contributing to the Jordan Education Foundation or JSD Principal's Pantry.

e. Herriman City will reimburse Taxing Entity for \$300,000 related to costs incurred for roads and infrastructure improvements paid for by Taxing Entity during the construction of Silver Crest Elementary.

f. The Parties agree that the maximum administrative fee allowed shall be limited to 2.9%.

4. **Authorized Uses of Tax Increment.** Subject to other provisions of this Agreement, the Parties agree that the Agency may use the Taxing Entity Share for any purposes authorized under the Project Area Plan or the Community Reinvestment Agency Act, including but not limited to the cost and maintenance of public infrastructure and other improvements located within the Project Area, incentives to developers or participants within the project area, administrative, overhead, legal, and other operating expenses of the Agency, and any other purposes deemed appropriate by the Agency, all as authorized by the Act.

5. **No Third Party Beneficiary.** Nothing in this Agreement shall create or be read or interpreted to create any rights in or obligations in favor of any person or entity not a party to this Agreement. Except for the Parties to this Agreement, no person or entity is an intended third party beneficiary under this Agreement.

6. **Due Diligence.** Each of the Parties acknowledges for itself that it has performed its own review, investigation, and due diligence regarding the relevant facts concerning the Project Area and Project Area Plan and expected benefits to the community and to the Parties, and each of the Parties relies on its own understanding of the relevant facts and information, after having completed its own due diligence and investigation.

7. **Interlocal Cooperation Act.** In satisfaction of the requirements of the Cooperation Act in connection with this Agreement, the Parties agree as follows:

a. This Agreement shall be authorized and adopted by resolution of the legislative body of each Party pursuant to and in accordance with the provisions of Utah Code Ann. § 11-13-202.5;

b. This Agreement shall be reviewed as to proper form and compliance with applicable law by a duly authorized attorney on behalf of each Party pursuant to and in accordance with the Utah Code Ann. § 11-13-202.5(3);

c. A duly executed original counterpart of this Agreement shall be filed immediately with the keeper of records of each Party pursuant to Utah Code Ann. § 11-13-209;

d. The Chair of the Agency is hereby designated the administrator for all purposes of the Cooperation Act, pursuant to Utah Code Ann. § 11-13-207;

e. The term of this Agreement shall commence on the Effective Date and shall terminate on the date when all of the Taxing Entity Share has been paid to the Agency as provided for herein, or the date when the Agency ceases to receive such Tax Increment pursuant to Section 1 hereof;

f. Following the execution of this Agreement by both Parties, the Agency, at its sole expense, shall cause a notice regarding this Agreement to be published on behalf of both of the Parties in accordance with Utah Code Ann. § 11-13-219 and on behalf of the Agency in accordance with § 17C-5-205;

g. The Parties agree that they do not, by this Agreement, create an interlocal entity;

h. There is no financial or joint or cooperative undertaking and no budget shall be established or maintained;

i. No real or personal property will be acquired, held or disposed of or used in conjunction with a joint or cooperative undertaking.

8. **Modification and Amendment.** Any modification of or amendment to any provision contained herein shall be effective only if the modification or amendment is in writing and signed by both Parties. Any oral representation or modification concerning this Agreement shall be of no force or effect.

9. **Further Assurance.** Each of the Parties hereto agrees to cooperate in good faith with the other, to execute and deliver such further documents, to adopt any resolutions, to take any other official action, and to perform such other acts as may be reasonably necessary or appropriate to consummate and carry into effect the transactions contemplated under this Agreement.

10. **Governing Law.** This Agreement shall be governed by, and construed and interpreted in accordance with, the laws of the State of Utah.

11. **Interpretation.** The terms “include,” “includes,” “including” when used herein shall be deemed in each case to be followed by the words “without limitation.”

12. **Severability.** If any provision of this Agreement shall be held invalid or unenforceable by any court of competent jurisdiction or as a result of future legislative action, and if the rights or obligations of any Party hereto under this Agreement will not be materially and adversely affected thereby,

a. such holding or action shall be strictly construed;

b. such provision shall be fully severable;

c. this Agreement shall be construed and enforced as if such provision had never comprised a part hereof;

d. the remaining provisions of this Agreement shall remain in full force and effect and shall not be affected by the invalid or unenforceable provision or by its severance from this Agreement; and

e. in lieu of such illegal, invalid, or unenforceable provision, the Parties hereto shall use commercially reasonable efforts to negotiate in good faith a substitute, legal, valid and enforceable provision that most nearly effects the Parties' intent in entering into this Agreement.

13. **Incorporation of Recitals.** The recitals set forth above are hereby incorporated by reference as part of this Agreement.

14. **Incorporation of Exhibits.** The exhibits to this Agreement are hereby incorporated by reference as part of this Agreement.

15. **Effective Date.** This Agreement shall become effective upon the publication of the summary of this Agreement as provided by law.

16. **Entire Agreement.** This Agreement and its exhibits constitute the entire agreement between the Parties hereto pertaining to the subject matter hereof, and the final, complete and exclusive expression of the terms and conditions thereof. All prior agreements, representations, negotiations and understandings of the Parties hereto, oral or written, express or implied, are hereby superseded and merged herein.

17. **Waivers.** No waiver of any breach of any covenant or provision herein contained shall be deemed a waiver of any preceding or succeeding breach thereof or of any other covenant or provision herein contained. No extension of time for performance of any obligation or act shall be deemed an extension of the time for performance of any other obligation or act.

18. **Assignment.** No Party may assign its rights, duties or obligations under this Agreement without the prior written consent first being obtained from all Parties.

19. **Authorization.** Each of the Parties hereto represents and warrants to the other that the warranting Party has taken all steps, including the publication of public notice where necessary, in order to authorize the execution, delivery, and performance of this Agreement by each such Party.

20. **Counterparts.** This Agreement may be executed in duplicate originals, each of which shall be deemed an original.

ENTERED into as of the day and year first above written.

**COMMUNITY DEVELOPMENT AND  
RENEWAL AGENCY OF HERRIMAN**

By: \_\_\_\_\_  
Chair

Attest:

By: \_\_\_\_\_  
Secretary

**Attorney Review for the Agency:**

The undersigned, as counsel for the Community Development and Renewal Agency of Herriman, has reviewed the foregoing Interlocal Agreement and finds it to be in proper form and in compliance with applicable state law.

\_\_\_\_\_  
Attorney for Community Development and  
Renewal Agency of Herriman

**ADDITIONAL SIGNATURES TO INTERLOCAL AGREEMENT**

**BOARD OF EDUCATION OF  
JORDAN SCHOOL DISTRICT**

---

Janice L. Voorhies, Board President

**ATTEST:**

---

John N. Larsen, Business Administrator

**Attorney Review for the Taxing Entity:**

The undersigned, an attorney for the Jordan School District, has reviewed the foregoing Interlocal Agreement and finds it to be in proper form and in compliance with applicable state law.

---

Attorney for Jordan School District

**HERRIMAN CITY**

By: \_\_\_\_\_  
Its: \_\_\_\_\_

Attest:

By: \_\_\_\_\_  
City Recorder

**Attorney Review for the City:**

The undersigned, an attorney for Herriman City, has reviewed the foregoing Interlocal Agreement and finds it to be in proper form and in compliance with applicable state law.

\_\_\_\_\_  
Attorney for Community Development and  
Renewal Agency of Herriman

**Exhibit “A”**

*Project Area Plan*

**Exhibit “B”**

*Project Area Budget*