

Study Session and Business Meeting

Tuesday, May 26, 2020 Mountain Time

JATC South Campus (Board Conference Room), 12723 S. Park Avenue (2080 West),
Riverton, Utah 84065

1. STUDY SESSION – OPEN MEETING - 4:00 p.m.

1.A. School Dismissal Update

Speaker(s): Dr. Anthony Godfrey, Superintendent of Schools

1.B. Continued Discussion on Delayed Start Options for South Jordan and Blackridge Elementary Schools

Speaker(s): Mr. Bryce Dunford, Board President; and Mr. Michael Anderson, Associate Superintendent

1.C. Discussion of Long-term Solutions for Blackridge Elementary School

Speaker(s): Mr. Michael Anderson, Associate Superintendent

1.D. Discussion of Long-term Solutions for South Jordan Elementary School

Speaker(s): Mr. Michael Anderson, Associate Superintendent

1.E. Summary of Graduation Plans for Jordan District High Schools

Speaker(s): Mr. Brad Sorensen, Administrator of Schools - High School Level

1.F. District Budget Discussion

Speaker(s): Mr. Matt Young, Chair, District Finance & Audit Board Advisory Committee

2. GENERAL SESSION – OPEN MEETING - 6:30 p.m.

2.A. Recognitions

2.B. Board Member Recognitions

2.C. Superintendent's Recognitions

3. Public Comments

4. General Business - Motion to Approve Consent Agenda Items

Speaker(s): Mr. Bryce Dunford, Board President

4.A. Board Minutes

4.B. Interlocal Agreement for School Resource Officer

4.C. Revised Board Meeting Calendar 2019-20

5. General Business - Motion to Accept Consent Agenda

5.A. Expenditures

5.B. Financial Statements

5.C. Personnel - Licensed and Education Support Professionals

5.D. Recommendation to Issue Certificates for Home Instruction

6. Bids

6.A. Hidden Valley Middle School - HP Computers

6.B. Hayden Peak Elementary School - Chromebooks, Licenses and Carts

6.C. Hidden Valley Middle School - Musical Instruments

6.D. Teaching and Learning - Open Up Resources Math Curriculum

7. Special Business Items

7.A. Recommendation to Approve New Policy DP379 LEA-Specific Educator License Requirements **Speaker(s):** Dr. June LeMaster, Administrator of Human Resources

7.B. Recommendation to Approve Revisions to Board Policy Ends 401 Student Achievement **Speaker(s):** Mr. Bryce Dunford, Board President

7.C. Recommendation to Approve Giving Direction to Staff to Begin Development of a Plan to Move the ALPS Program from Jordan Ridge Elementary School and Begin Boundary Change Process **Speaker(s):** Mr. Michael Anderson, Associate Superintendent

7.D. Recommendation to Approve Delayed Start Options for Blackridge Elementary School **Speaker(s):** Mr. Michael Anderson, Associate Superintendent

7.E. Recommendation to Approve Delayed Start Options for South Jordan Elementary School **Speaker(s):** Mr. Michael Anderson, Associate Superintendent

7.F. Recommendation to Approve Plans for Jordan Cup and Performances **Speaker(s):** Dr. Anthony Godfrey, Superintendent of Schools; and Mr. Brad Sorensen, Administrator of Schools - High School Level

7.G. Motion to Recess from the Board of Education Meeting and to Meet as the Local Building Authority of Jordan School District

8. LOCAL BUILDING AUTHORITY OF JORDAN SCHOOL DISTRICT **Speaker(s):** Mr. Bryce Dunford, President, Board of Directors

8.A. Approval of Minutes from April 28, 2020 Meeting **Speaker(s):** Mr. Bryce Dunford, President, Board of

8.B. **PUBLIC HEARING: Consideration to Approve Issuance of Lease Revenue Bonds**

8.C. **Motion to Adjourn the Meeting of the Local Building Authority of Jordan School District and Reconvene as the Board of Education of Jordan School District**

9. **Information Items**

9.A. Superintendent's Report

Speaker (s): Dr. Anthony Godfrey, Superintendent of Schools

10. **Discussion Items**

10.A. Committee Reports and Comments by Board Members

11. **Motion to Adjourn to Closed Session**

12. **POTENTIAL CLOSED SESSION**


12.A. Character and Competence of Individuals (Personnel)

12.B. Property

12.C. Potential Litigation


12.D. Negotiations

12.E. Security



2020-21 Year-Round Delayed Start Options Survey Results

Jordan School District
Board of Education Meeting
May 26, 2020

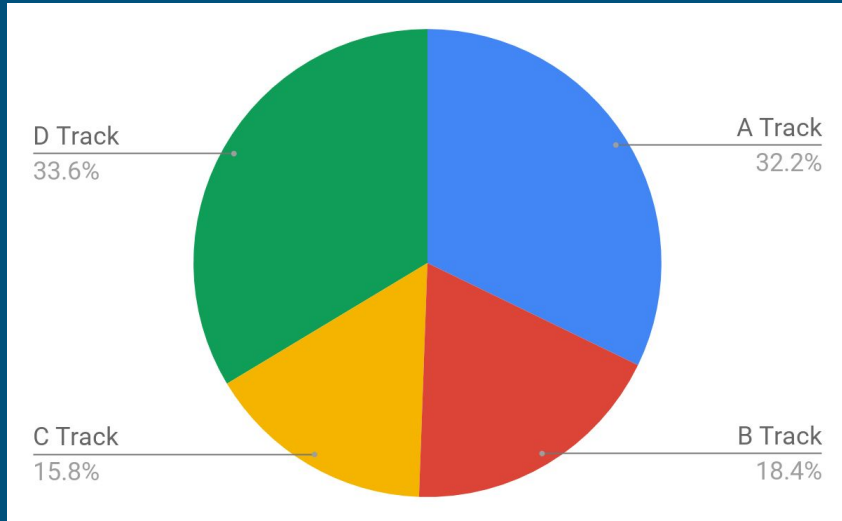


Survey Results

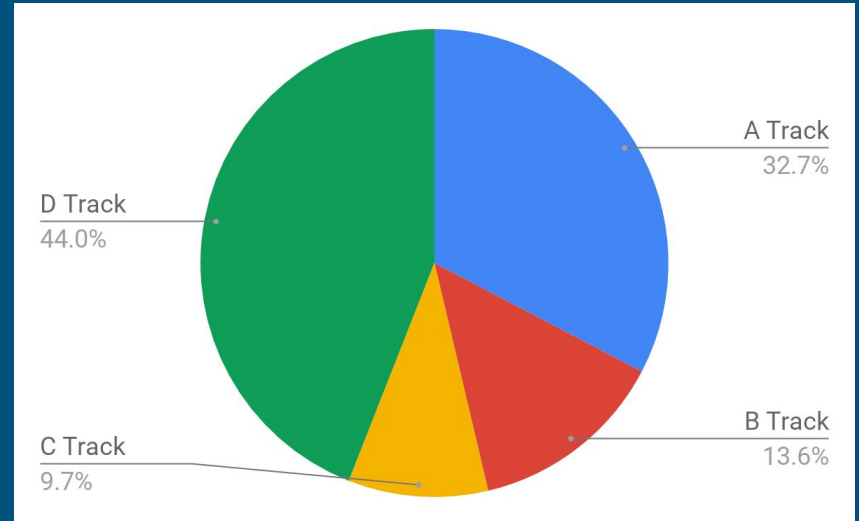
- Parent Survey Results
 - Separated by schools
- Employee Survey Results
 - Separated by schools
- Overview of Comments
- Considerations
- Discussion on options

Parent Survey (700 responses)

Blackridge Elementary (348)



South Jordan Elementary (352)



Year-Round Delayed Start Options

All options would change Fall Recess to align with the traditional calendar. The traditional calendar will not be changed at this point.

Option 1

August 17 start .

A, B, C tracks have online learning sessions during off-track windows.

A track has an additional in-person day.

D track follows original calendar, would not be impacted.

Option 2

August 17 start.

A, B, C tracks have online learning sessions during off-track windows.

A track has an additional online day.

D track follows original calendar, would not be impacted.

Option 3

Condenses year-round calendar to traditional schedule and breaks.

All tracks rotate through online learning sessions.

D track begins year 4 days earlier for face-to-face start.

Option 4

Traditional calendar.

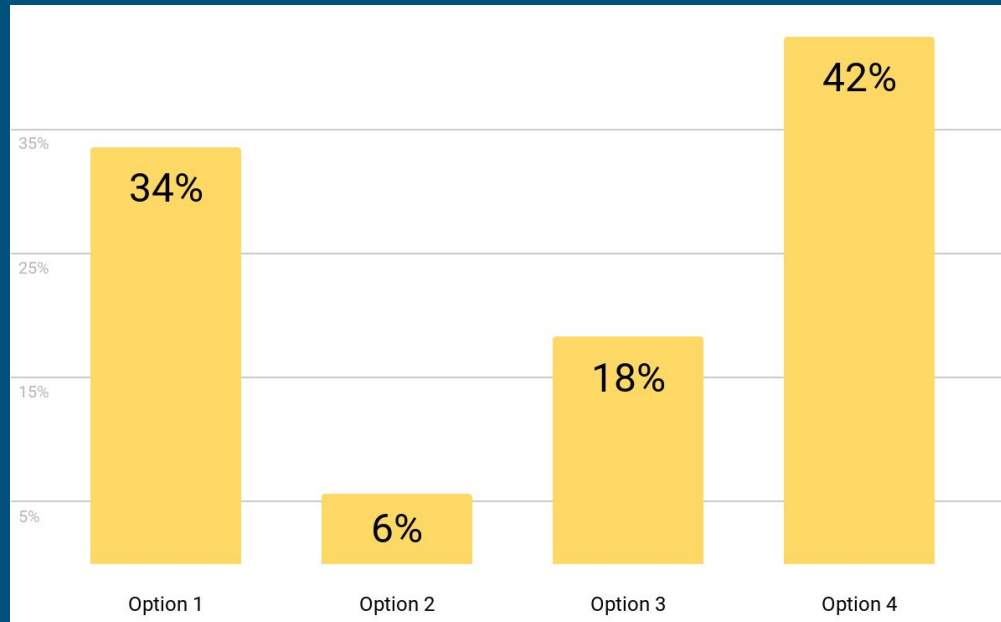
Addition of 4 portables at both schools.

Repurposing of classrooms for additional space at South Jordan.

Common spaces (such as lunchrooms and pick-up/drop-off areas) would be more congested during peak times.

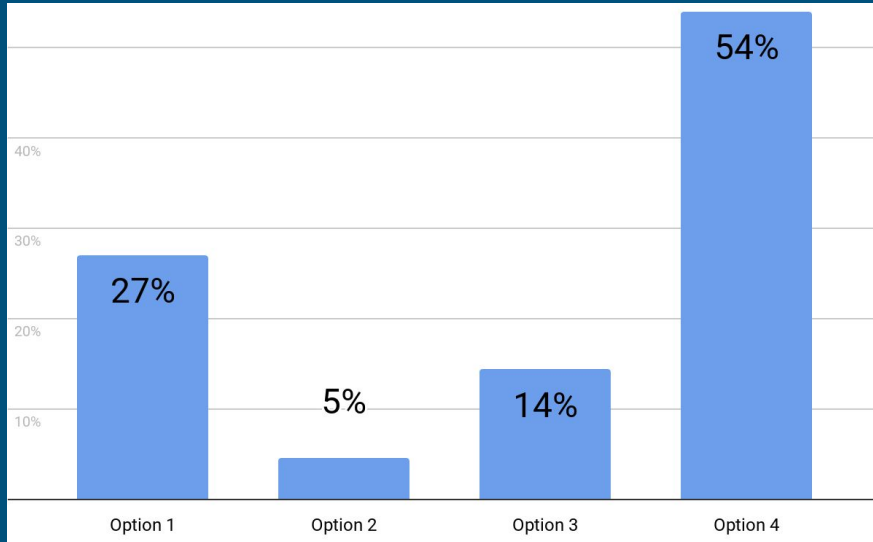
Parent Survey - First Choice

Overall (Both Schools)

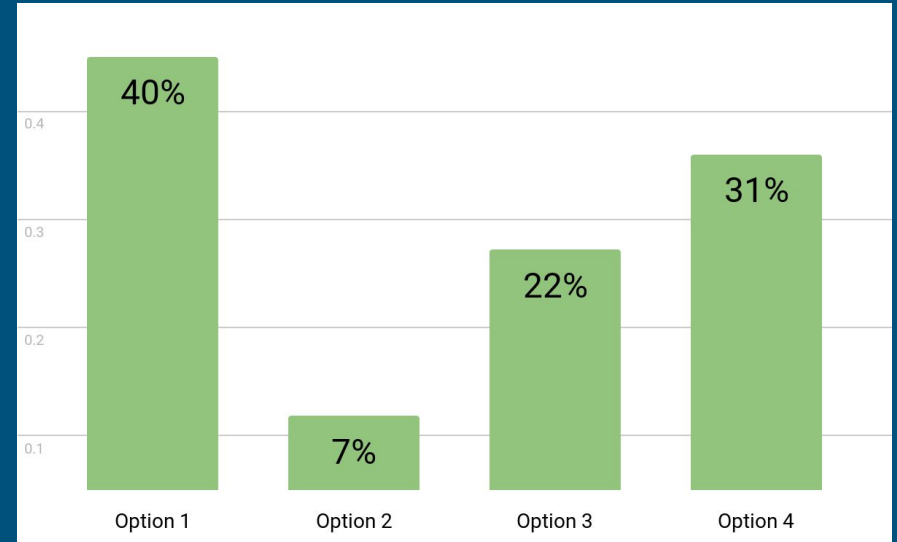


Parent Survey - Selected as First Choice

Blackridge Elementary (348)

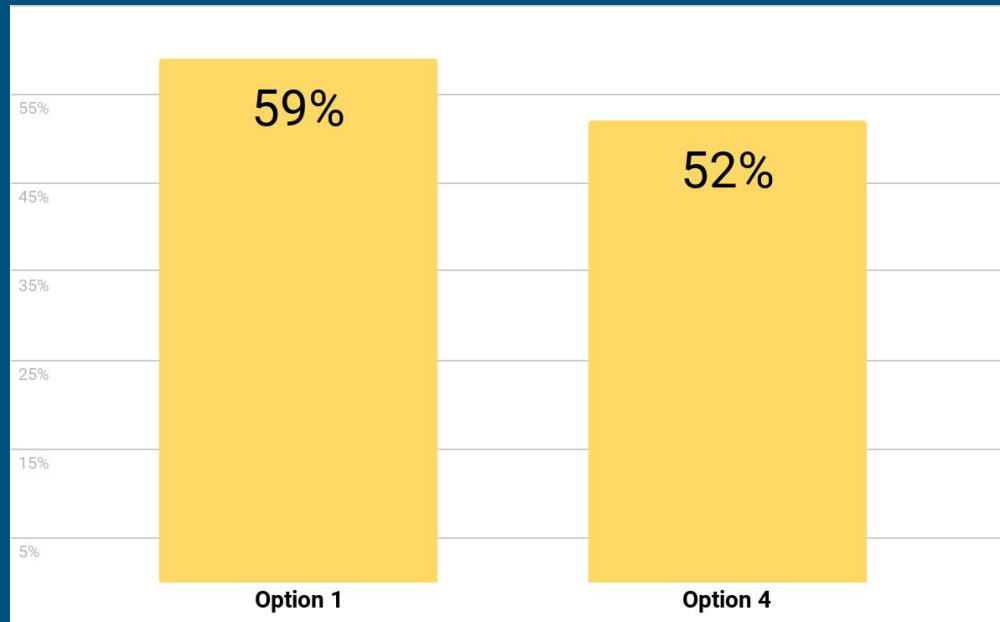


South Jordan Elementary (352)



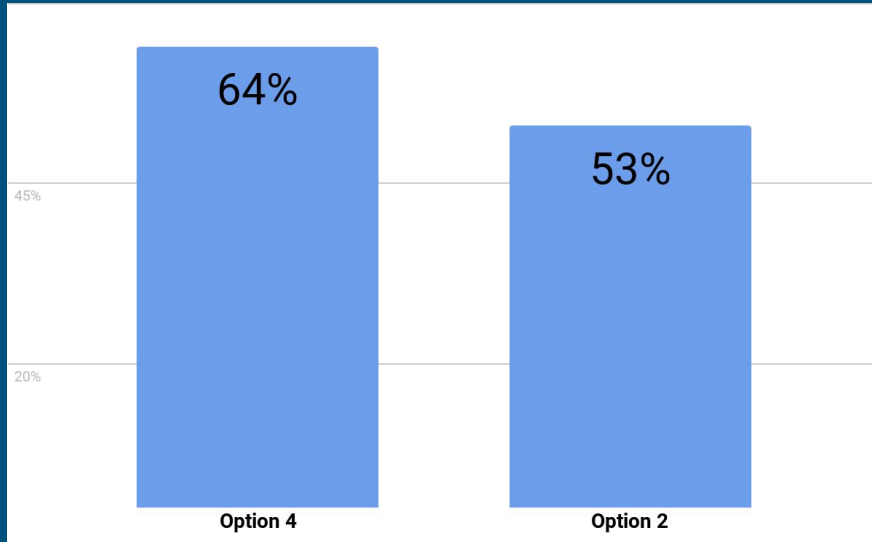
Parent Survey - Selected as First or Second Choice

Overall (Both Schools)

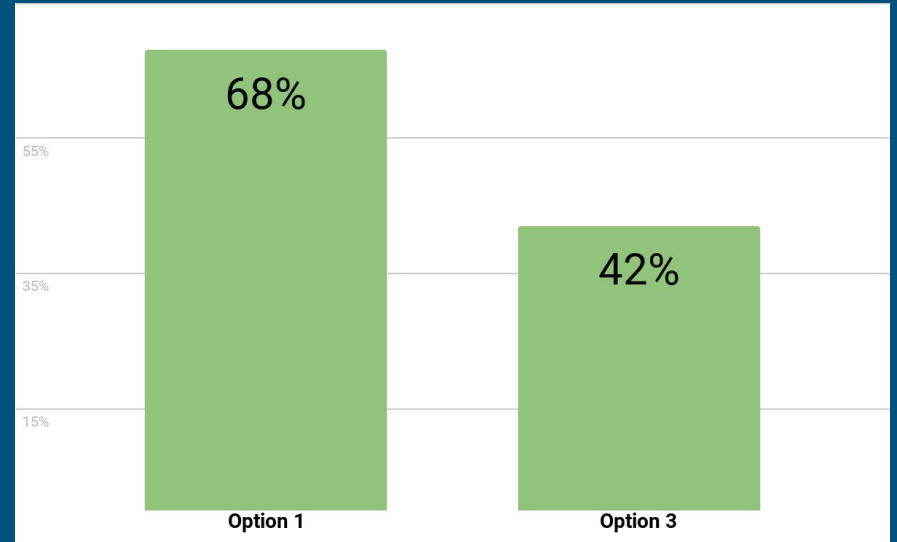


Parent Survey - Selected as First or Second Choice

Blackridge Elementary (348)



South Jordan Elementary (352)



Representative Parent Comments (245)

Comments in favor/against certain options.

“Let us have one more year” / “Let’s not wait one more year.”

Concerns about overcrowding and social distancing in the event of a “second wave.”

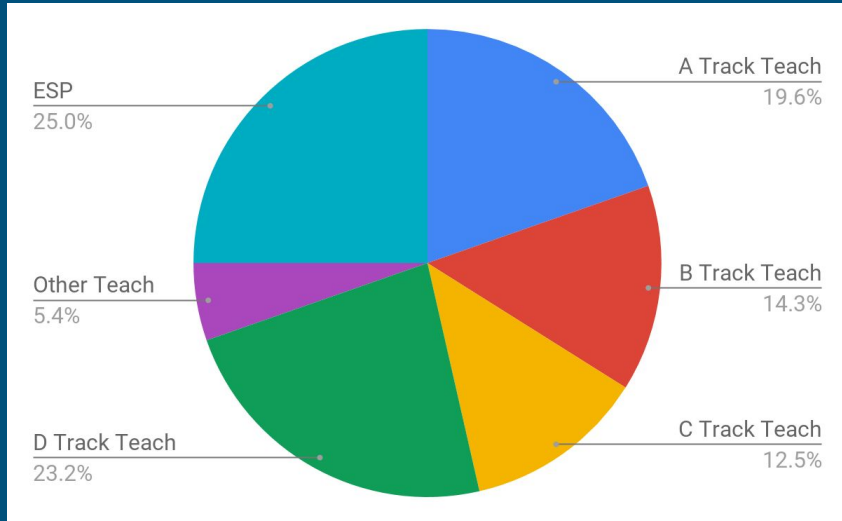
Should be a site-based decision, not same for both schools.

Online learning difficult for lower grades.

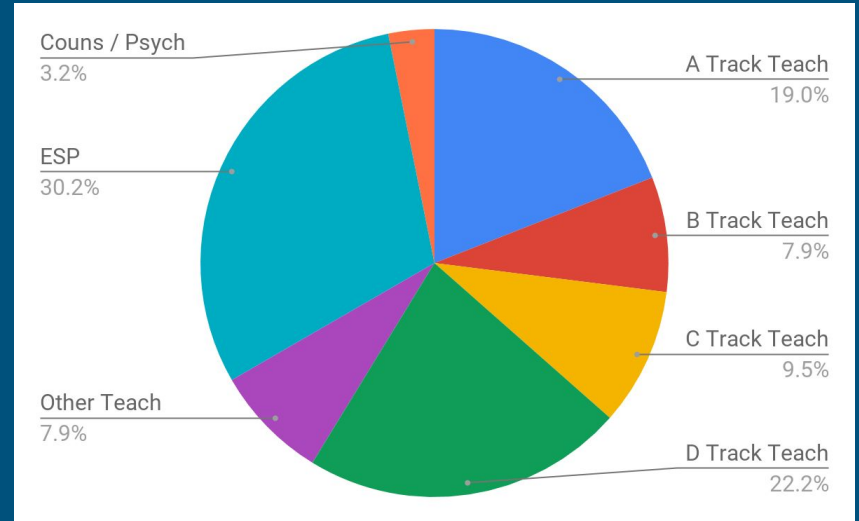
Impacts to parents/impacts to student learning from another year of online learning.

Employee Survey (117 responses)

Blackridge Elementary (56)

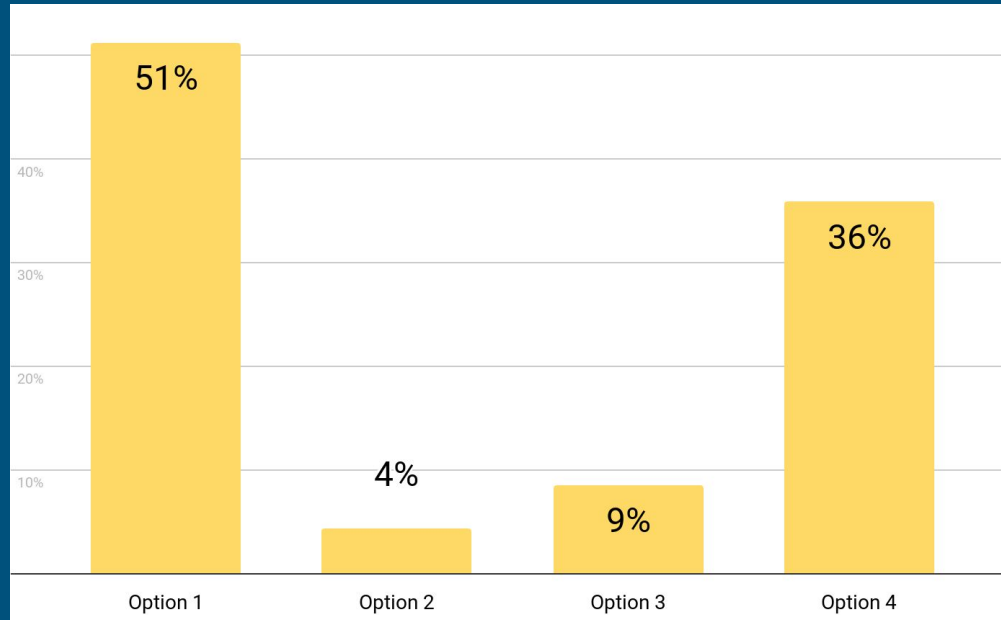


South Jordan Elementary (61)



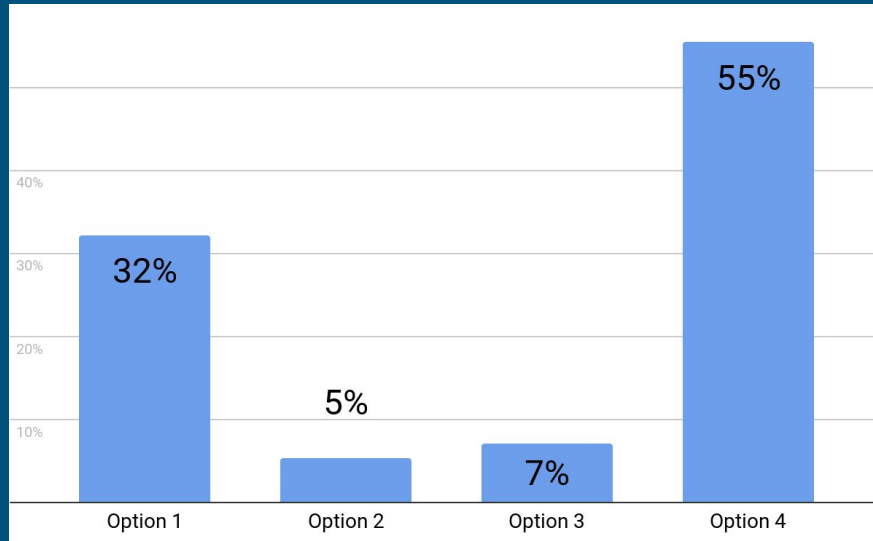
Employee Survey - First Choice

Overall (Both Schools)

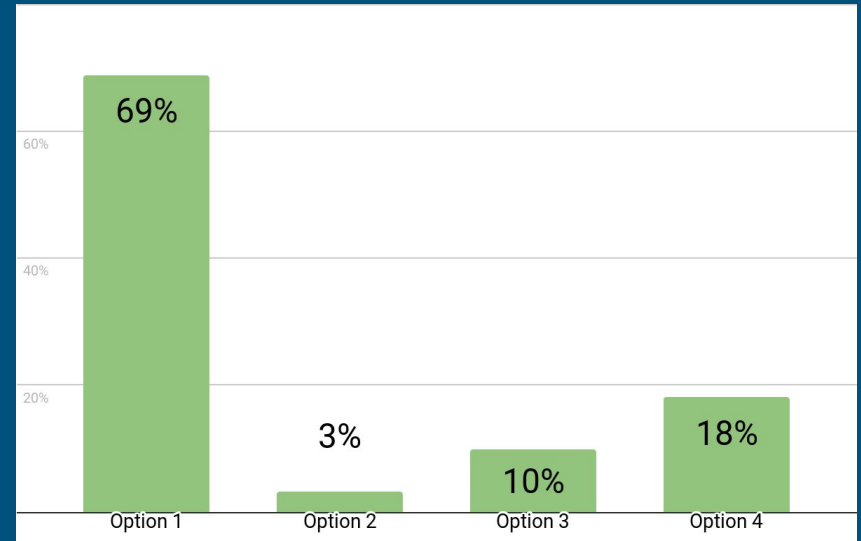


Employee Survey - Selected as First Choice

Blackridge Elementary (348)

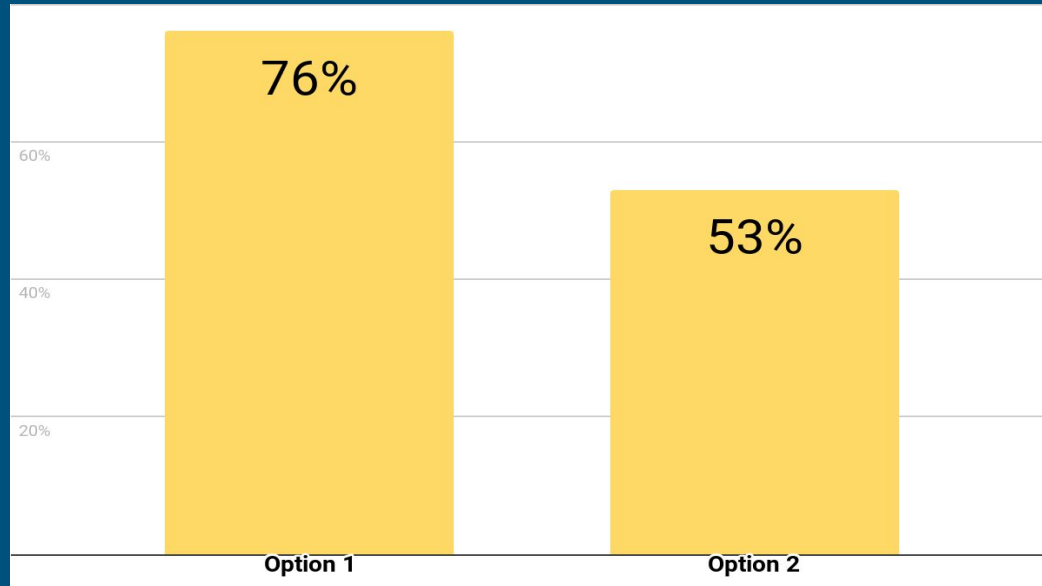


South Jordan Elementary (352)



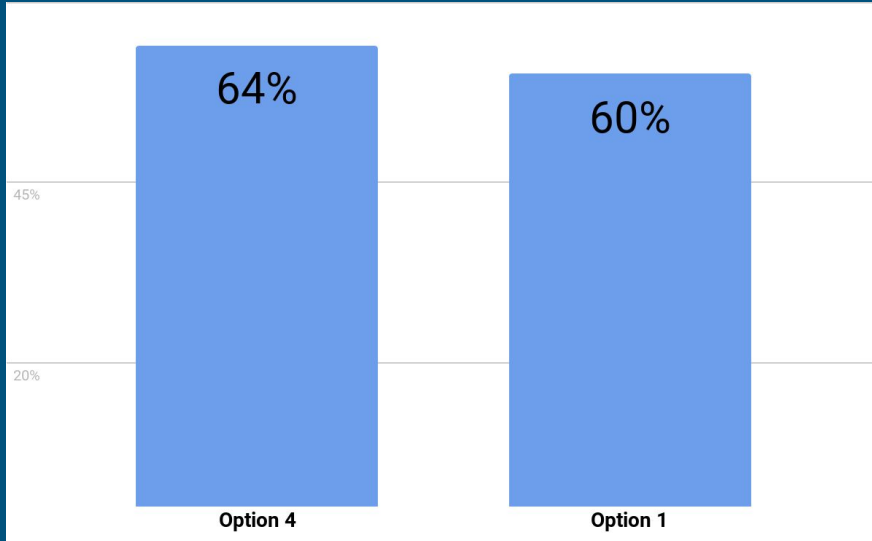
Employee Survey - Selected as First or Second Choice

Overall (Both Schools)

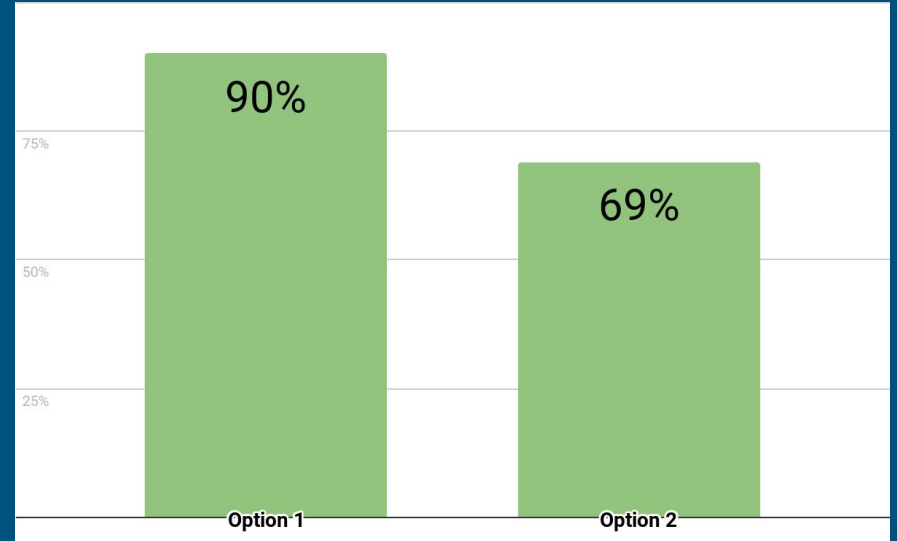


Employee Survey - Selected as First or Second Choice

Blackridge Elementary (56)



South Jordan Elementary (61)



Representative Employee Comments (57)

Comments in favor/against certain options.

“Let us have one more year” / “Let’s not wait one more year.”

Concerns about overcrowding and social distancing in the event of a “second wave.”

Concerns about crowding, access to “specials.”

Online learning difficult for lower grades.

Impacts to student learning from another year of online learning.

Concerns about moving Special Education support classrooms.

Year-Round Delayed Start Options

All options would change Fall Recess to align with the traditional calendar. The traditional calendar will not be changed at this point.

Option 1

August 17 start .

A, B, C tracks have online learning sessions during off-track windows.

A track has an additional in-person day.

D track follows original calendar, would not be impacted.

Option 2

August 17 start.

A, B, C tracks have online learning sessions during off-track windows.

A track has an additional online day.

D track follows original calendar, would not be impacted.

Option 3

Condenses year-round calendar to traditional schedule and breaks.

All tracks rotate through online learning sessions.

D track begins year 4 days earlier for face-to-face start.

Option 4

Traditional calendar.

Addition of 4 portables at both schools.

Repurposing of classrooms for additional space at South Jordan.

Common spaces (such as lunchrooms and pick-up/drop-off areas) would be more congested during peak times.

Considerations

- The unknown...
 - We made adjustments to the YRE calendar this year to align with the traditional calendar.
- Options discussed with USBE and Governor's office.
 - Delayed start (YRE or Traditional) would give more time to prepare and adjust for health precautions and classroom instruction.
- Jordan School District will be the only LEA to offer a year-round calendar.
 - Davis School District moved their last school to a traditional calendar for the 2020-21 year.
- Rumors about enrollment and the traditional calendar.
 - Recesses would remain.
 - Lunch would be similar.

Discussion

Discussion: Long term Solutions

BLACKRIDGE ELEMENTARY



	Oct 1, 2019	2020-21 Projection	2024-25 Projection	Traditional Capacity	Capacity (w/portables)	Portables
Current (year-round)	1,039	1,082	1,052	950	1,238 (year-round)	2
Option 4 (+4 portables)	1,039	1,082	1,052	950	1,100	6



SOUTH JORDAN ELEMENTARY



	Oct 1, 2019	2020-21 Projection	2024-25 Projection	Traditional Capacity	Capacity (w/portables)	Portables
Current (year-round)	1,045	1,108	1,203	775*	1,169 (year-round)	8
Option 4 (+4 portables)	1,045	1,108	1,203	775*	1,150	12



Jordan School District
MINUTES OF BOARD OF EDUCATION MEETING
May 12, 2020

The Board of Education of Jordan School District met in study and closed sessions on Tuesday, May 12, 2020, beginning at 4:02 p.m. The sessions were conducted electronically as allowed by Utah Executive Order 2020-1. The Order was issued by the Governor's Office as a result of the COVID-19 pandemic and restrictions on public gatherings.

STUDY SESSION

Those recognized or signed-in as present:

Bryce Dunford, Board President
Tracy J. Miller, Board Vice President
Matthew Young, Board Secretary
Jen Atwood, Board Member
Marilyn Richards, Board Member
Darrell Robinson, Board Member
Janice L. Voorhies, Board Member
Anthony A. Godfrey, Superintendent
Michael Anderson, Administrator of Schools
John Larsen, Business Administrator
Paul Van Komen, Burbidge & White
Rebecca Gerber, Administrator of Schools
Shelley Nordick, Administrator of Teaching and Learning
Brad Sorensen, Administrator of Schools
Doree Strauss, Administrator of Schools
Scott Thomas, Administrator of Auxiliary Services
Travis Hamblin, Director, Student Services
Scott Festin, Consultant, Planning and Enrollment
Caleb Olsen, Consultant, Planning and Enrollment
Rebecca Smith, Consultant, ALPS/Gifted/Mentors
Doug Flagler, Manager, Communications
Jeri Clayton, Administrative Assistant

President Dunford presided and conducted. He welcomed those participating in the meeting via electronic connection. Patrons were invited to view the meeting online at the YouTube web address provided in the meeting agenda. The Board of Education met in a study session to discuss the following:

A. School Dismissal Update

Superintendent Godfrey reported that the administration is continuing to follow COVID-19 updates as they continue to plan for graduation ceremonies. He noted that Board members either have been or will be contacted by the administration of the high school where they are assigned to speak in order to arrange a time to film them giving their graduation speech. He expressed appreciation to all high school personnel for the hard work they are doing to create alternate graduation plans and to make the experience memorable for the students. Dr. Godfrey said planning and preparations continue in the event the District is able to schedule athletic competitions and musical performances this summer and noted that being able to hold these events will be dependent upon whether the County has moved the risk level from the "orange" to "yellow" (low-risk) designation.

Dr. Godfrey invited Board member questions and comments. Board members asked for clarification about how students will be able to finish Driver's Education classes and obtain a license. They asked about an end date for student assignments, to which Dr. Godfrey stated that May 22 has been designated as the last day for assignments to be given and the remainder of the year used for work on assignments, assessments, or meeting individual needs of students. Board members also asked about plans for providing a safe environment when school opens in the fall and expressed concerns about

receiving inconsistent messages from various State departments. Dr. Godfrey explained that the District receives its direction from the State and County Health Departments and is expected to follow the directives given and to follow UHSAA mandates/guidelines.

President Dunford expressed that the public needs to understand how hard the high schools are working to provide a memorable experience for the graduating seniors and hopes that the public will be pleased with the efforts made on the students behalf. In response to a question about whether the graduation ceremonies will be recorded and made available, Dr. Godfrey noted that every graduating senior who wants a copy of graduation will be able to get one free of charge. President Dunford pointed out for the benefit of the public that in the past the cost to obtain a copy was \$40 and this is one more effort being made to provide students with a memorable graduation experience.

B. Gift for Class of 2020 Graduates

President Dunford invited Board members to present ideas about a gift the Board could give to the graduating class of 2020. Following the discussion about gift ideas, it was decided to look into having a commemorative plaque created and hung on a wall at each high school with the names of all graduates of the Class of 2020. The Board also asked to have the administration look into providing a fireworks display on a night each high school is able to get together for a class dinner or other celebration event and to have the plaque ready, if possible, to present at this type of school activity.

Mr. Young said he felt it was important to stress that the plaque would be from the Board and from the community that has funded and supported the education of students, and that the plaque recognizes the uniqueness of the pandemic situation that didn't allow the graduating class of 2020 to participate in many year-end activities which represent the culmination of the K-12 experience.

President Dunford recommended asking Ms. Atwood, chair of the Community Outreach Committee, to accept responsibility for looking into having commemorative plaques created and to research fireworks displays. Ms. Atwood accepted this responsibility and all Board members agreed to the recommendation.

President Dunford said he has been considering ways to pay for the graduating class gift. He stated that there are funds available that would have been used to pay for Board members to attend a national conference that could be used instead for the seven plaques. Mr. Young, chair of the Finance Committee, agreed that this would be a good use of the Board's funds and added that there is additional money available, if needed. All Board members agreed to this recommendation.

C. Options for Moving ALPS Program from Jordan Ridge Elementary

Mr. Mike Anderson, associate superintendent, invited Mr. Scott Festin, consultant for Planning and Enrollment, and Ms. Rebecca Smith, consultant for Gifted/Talented program, to present information about moving the ALPS program from Jordan Ridge Elementary School to another elementary school in the District. The purpose for moving the program would be to free up space at Jordan Ridge in the event a boundary change is made that will move students from South Jordan Elementary to Jordan Ridge to make it possible for South Jordan Elementary to move from a year-round calendar to a traditional calendar beginning with the 2021-22 school year.

Mr. Festin reviewed projected ALPS program enrollment for the 2020-21 school year at Jordan Ridge, Riverton, and Westland Elementary Schools. He also reviewed the top five elementary schools that feed each of the three ALPS programs, noting that 39 of the 182 ALPS program participants at Jordan Ridge are Jordan Ridge boundary students. Mr. Festin reviewed possible alternate elementary schools to house the ALPS program which included Copper Canyon, Oakcrest, Antelope Canyon, Jordan Hills, and Westland. He also provided information regarding capacity (with portables), estimated 2020-21 enrollment, available space, and considerations such as whether growth is stable and if portables would be needed.

Ms. Smith discussed the need for communicating with parents and students regarding moving the program and creating a plan for faculty and staff members. She said it would be important to formally announce the relocation of the ALPS program as soon as possible which would include notifying the families of all Jordan Ridge ALPS participants as well as families at the new location. She noted that current ALPS teachers at Jordan Ridge would have the option of moving with the program to the new location and interested teachers at the new location should be considered to fill open ALPS positions. She stressed the importance of clearly communicating with faculty and staff at the new location about the implications of having an ALPS program in their school. She also noted that Gifted and Talented endorsement classes and other training will be provided for new ALPS teachers and other than the cost of training that will be provided by the Teaching and Learning Department, there are not many other significant costs involved in moving the program.

Board members discussed the information provided and discussed feedback received from the Jordan Ridge community. They also discussed that in order to facilitate the move from a year-round to traditional calendar at South Jordan Elementary, 200 seats will need to be available at Jordan Ridge to accommodate a boundary change between the two schools and moving the ALPS program will make this possible.

Ms. Miller stated her preference to have this decision made in a general session Board meeting rather than a study session for the purpose of transparency and to allow public comment. Board members agreed that although it is the Board's intent to consider moving forward with a boundary change which requires the relocation of the ALPS program, it is important to provide an opportunity for public input before making a decision.

President Dunford asked to have this matter included as a special business item on the May 26 general session Board meeting agenda to provide an opportunity for public input prior to the formal vote to move the ALPS program out of Jordan Ridge in conjunction with a boundary change that will allow South Jordan Elementary to move to a traditional calendar in the 2021-22 school year. He noted that the May 26 meeting will be held electronically; therefore, written comments will need to be sent in advance and will be read during the public comment portion of the agenda item.

D. Discussion on Options for South Jordan and Blackridge Elementary Schools

President Dunford stated that in the event the two year-round elementary schools, South Jordan and Blackridge, are unable to begin the 2020-21 school year on July 27 due to the COVID-19 pandemic, it would be prudent to have a discussion about options so that preparations can be made. He invited Mr. Anderson, associate superintendent, to lead the discussion.

Mr. Anderson stated that the presentation involves two aspects. The first is to address the request made by the South Jordan Elementary PTA to make a change to the 2020-21 calendar to move fall recess from Friday, October 16 to Friday, October 23 so students have one day off that aligns with the traditional calendar. The second is to provide options for educating students should the school dismissal still be in effect on July 27, 2020. Mr. Anderson invited Mr. Caleb Olsen, consultant for Planning and Enrollment, to present information to the Board.

Mr. Olsen reviewed three options discussed by the Calendar Committee for addressing the South Jordan Elementary PTA request and the implications of each. A Board discussion regarding the three options was not held at this time due to the fact that if year-round students are not allowed to return to school on July 27, the year-round calendar may need to be adjusted to meet the educational needs of students.

Mr. Olsen presented five options for educating year-round students in the event the District's two year-round schools are not allowed to reopen by the July 27 start date. A synopsis of the options is as follows:

Option 1: August Start

- All tracks change start date to align with Traditional Calendar.
- Lost days (A: 15; B: 15; C: 17) move to off-track windows as blended learning/remote days, scheduled when possible as full weeks.
- A Track retains a one-day week due to the shift in Fall Recess.
- D Track has no blended learning days.

Option 2: August start with single A Track day

- Mostly identical to Option 1.
- A Track has an additional single blended learning day in March due to Fall Recess shift.

Option 3: August Start with D Track Blended Learning

- Mostly identical to Option 2.
- A Track keeps additional single blended learning day in March due to Fall Recess shift.
- D Track swaps 10 instructional days in April for blended learning days.

Option 4: Condensed Year-round Calendar

- All tracks change calendar to align with Traditional Calendar start, end, and recess dates.
- All off-track periods are replaced with blended learning sessions.
- D Track begins the year four days earlier to allow for a start with face-to-face instruction.

Option 5: Traditional Bridge

- Allows both Blackridge and South Jordan Elementary to transition to a traditional calendar for the 2020-21 school year while the Board finalizes long-term plans for the schools. This option adds four additional portables to Blackridge Elementary. For South Jordan Elementary, this option requires the removal of two SCSC classes, repurposing two labs to classrooms, and adding four additional portables.

Enrollment and capacity numbers were provided for Blackridge and South Jordan as well as comparisons with Bastian, Silver Crest, and Foothills (traditional calendar schools).

Board members reviewed the five options and determined that options 1, 2, 4, and 5 were the options they felt were the most viable. They also discussed the desire to survey Blackridge and South Jordan patrons to obtain input prior to making a decision. President Dunford asked the administration to proceed with a survey and present the survey results to the Board during the May 26 study session so a timely decision can be made.

President Dunford reiterated that the options presented are a back-up plan should the school closure continue beyond the July 27 year-round start date. He also reiterated that the Board's intent is for both schools to transition to a traditional calendar for the 2021-22 school year.

E. Professional Development Board Book Study

Ms. Jen Atwood led a discussion on part four of the book "Heart! Fully Forming Your Professional Life as a Teacher and Leader" by Timothy D. Kanold. She invited Board members to share insights and comments about the information contained in Part Four. Ms. Atwood asked Board members to read Part Five, the final chapter in the book, in preparation for the discussion at the study session in June.

President Dunford led a discussion about who should take the lead in choosing a new book since all Board members have now had an opportunity. Following the discussion, Board members invited Dr. Godfrey to choose a book and to be prepared to introduce it at the June 9 study session.

F. Review of Board Policy Ends 402 Empowering Employees

President Dunford invited Board members to discuss Ends 402 and make recommendations for changes. Following the discussion and recommendations for changes, he stated that the Executive Committee would update the policy based on the Board's recommendations and bring it back for review.

G. Licensed Employee Advisory Committee (LEAC) Report

President Dunford reported that as discussed at the April 14 study session, he reached out to all of the members of the Licensed Employee Advisory Committee and received answers to the following questions: 1) How are they doing?; 2) Is there anything they want the Board to know about?; and 3) When and how should LEAC meetings continue based on the current COVID-19 situation?

President Dunford indicated that the responses received were placed on BoardDocs for Board members to review. He suggested that it would be good to have Board members personally respond to the LEAC members. Dr. Godfrey volunteered to prepare a Google document with the respondent's names and areas of the District they represent and to send it to Board members so they can respond to the LEAC members in each of their areas.

Board members also expressed that based on the honest answers received, they felt a level of trust between the teachers and the Board had developed.

H. Board Reports and Comments

1. Community Outreach Board Advisory Committee

Ms. Atwood, Committee chair, reported that summer parades have been cancelled by the cities of South Jordan, West Jordan, and Bluffdale. Riverton City officials postponed their parade until the fall and Herriman City officials said they would have a decision about their parade in a week.

Ms. Atwood reported that the Committee has been discussing which day of the week to hold Parent University meetings and asked for Board input about holding them on Thursday evenings. Board members did not offer any opposition to holding meetings on Thursdays. Ms. Atwood reviewed ideas for topics for the coming year which included mental health (presented by McKinley Withers), elementary literacy, standards-based grading, arena scheduling, and blended learning.

2. Facilities Board Advisory Committee

Ms. Miller, Committee chair, reported that one positive aspect of the school dismissal is that work has begun earlier than planned on summer construction projects which will be beneficial for the Bingham High phase two construction as well as projects at Jordan Ridge and Oquirrh Hills. She noted that school lawns are looking better than ever as a result of the school closure but she would prefer to see kids using the fields. She noted that the West Jordan Middle School landscaping is being completed and the parking lot work will begin in a few weeks and she looks forward to the time when the Board can tour the school and hold the dedication. She noted that construction work on Antelope Canyon Elementary and Hidden Valley Middle School is on schedule and the schools will be ready for the August opening.

3. District Finance and Audit Board Advisory Committee

Mr. Young, Committee chair, stated that the Committee will be meeting in the coming week and he had nothing new to discuss at this time.

4. Government Relations Board Advisory Committee

Ms. Richards, Committee chair, reported that Committee members are following the work of the legislature during the special session and noted that for anyone interested, the meeting of the

Appropriations Committee will take place tomorrow at 10:15 a.m. and will be available online. Ms. Richards reported that she provided Board members with the results of the UHSAA meeting held last week and until the State has moved from “orange” to “yellow” (COVID-19 safety designation), sports activities will continue to be on hold. She said she would report more after she attends her UHSAA meetings next week.

5. **Innovations in Education Board Advisory Committee**

Mr. Robinson, Committee chair, said he has been happy with the positive effects of online learning and had no new Committee information to report.

6. **Other Committee Reports**

Ms. Voorhies reported that the Jordan Education Foundation is continuing to visit the homes of teachers who have been chosen to receive a Teacher of the Year Award. She said during this current school closure time when teachers are under a heavy load trying to continue educating students online, that being able to recognize them and say “thank you” has been an exhilarating experience.

7. **Superintendent’s Report**

Superintendent Godfrey said he wanted to echo what the Board said about teachers taking their jobs seriously and working hard on behalf of students. He said this is his first year as superintendent and for teachers this is their first year of learning to teach students online. He said the teachers are doing an awesome job and are working hard and being innovative in their efforts to meet the needs of students and their fellow teachers.

At 7:50 p.m., the meeting adjourned.

MOTION: At 7:50 p.m., it was moved by Janice Voorhies and seconded by Jen Atwood to go into closed session. The motion passed with a unanimous vote.

CLOSED SESSION

Those recognized or signed-in as present:

Bryce Dunford, Board President
Tracy J. Miller, Board Vice President
(Matthew Young, Board Secretary, excused)
Jen Atwood, Board Member
Marilyn Richards, Board Member
Darrell Robinson, Board Member
Janice L. Voorhies, Board Member
Anthony A. Godfrey, Superintendent
Michael Anderson, Associate Superintendent
John Larsen, Business Administrator
Paul Van Komen, Burbidge & White

President Dunford presided and conducted. The Board of Education met in a closed session to discuss property, potential litigation, and negotiations. The closed session discussion was recorded and archived.

MOTION: At 8:49 p.m., it was moved by Jen Atwood and seconded by Janice Voorhies to adjourn the meeting. The motion passed with a unanimous vote.

JL/jc

Jordan School District
MINUTES OF BOARD OF EDUCATION MEETING
April 28, 2020

The Board of Education of Jordan School District met in study, general, and closed sessions on Tuesday, April 28, 2020, beginning at 4:03 p.m. The sessions were conducted electronically as allowed by Utah Executive Order 2020-1. The Order was issued by the Governor's Office as a result of the COVID-19 pandemic and restrictions on public gatherings.

STUDY SESSION

Those recognized or signed-in as present:

Bryce Dunford, Board President
Tracy J. Miller, Board Vice President
Matthew Young, Board Secretary
Jen Atwood, Board Member
Marilyn Richards, Board Member
Darrell Robinson, Board Member
Janice L. Voorhies, Board Member
Anthony A. Godfrey, Superintendent
Michael Anderson, Associate Superintendent
John Larsen, Business Administrator
Paul Van Komen, Burbidge & White
Rebecca Gerber, Administrator of Schools
June M. LeMaster, Administrator of Human Resources
Shelley Nordick, Administrator of Teaching and Learning
Brad Sorensen, Administrator of Schools
Doree Strauss, Administrator of Schools
Scott Thomas, Administrator of Auxiliary Services
Travis Hamblin, Director, Student Services
Kurt Prusse, Director, Purchasing
Dave Rostrom, Director, Facility Services
Sandy Riesgraf, Director, Communications
Doug Flagler, Manager, Communications
Wyatt Bentley, Licensed Administrator-Secondary
Melissa Beck, Principal, Jordan Ridge Elementary
Jeri Clayton, Administrative Assistant

President Dunford presided and conducted. He welcomed those participating in the meeting via electronic connection. Patrons were invited to view the meeting online at the YouTube web address provided in the meeting agenda. The Board of Education met in a study session to discuss the following:

A. Graduation 2020 Plans

Mr. Brad Sorensen, administrator of schools, reported that discussions were held with high school principals to seek input about how to conduct graduation ceremonies this year due to the school closure. The principals expressed that they were most concerned with providing a graduation experience with which students and parents would be happy. Mr. Sorensen stated that over 3,200 surveys were completed by parents/guardians, graduating seniors, school personnel, and other community members. He noted that many suggestions were received regarding how to conduct ceremonies and ways to honor students.

As a result of the patron input and dependent upon approvals received from the Salt Lake County Health Department, Mr. Sorensen proposed a combination of three graduation activities: 1) A virtual graduation on the currently scheduled date that will provide students proper recognition for their accomplishments; 2) An organized and approved "stay-in-your-car" parade to celebrate the students. Students would follow a specified route, ending at the school. Well-wishers lining the parade route would need to

maintain the six feet social distancing requirements; and 3) At a later date when large gatherings are deemed safe, each school may host a celebration event, such as a senior dinner or other activity, and a yearbook signing activity to which students in other grades would also be invited to participate.

Mr. Sorensen reported that several companies have created virtual graduation events and these were reviewed by principals. He noted that during the bid approval portion of the general session, a recommendation will be made for the company that would best meet the needs of the District. He stated that the programs can be designed to include pre-recorded speeches, choir numbers, etc.

Mr. Sorensen invited Board member questions and discussion. In response to concerns about how to insure students maintain social distancing requirements, Mr. Sorensen stated that having the students in cars would seem to provide the safest approach and with the help of parents, the students should be able to be kept from congregating. Board members asked about the handing out of diplomas and expressed that they would like to participate in this process. They also expressed a desire to provide some sort of gift to the graduating class such as pins, a plaque, or fireworks. Following the discussion, President Dunford invited Board members to state whether they are in favor of the proposed three-phase plan for graduation events, to which all members expressed their support. He then instructed Superintendent Godfrey and Mr. Sorensen to move forward with graduation plans, as proposed.

B. Update on Potential for Summer Tournaments and Performances

Superintendent Godfrey reported that at the request of the Board and in the event social distancing restrictions are relaxed, a plan has been developed for senior students to participate in activities such as spring sports competitions with other Jordan District high schools, musical performances, etc. He stated that the proposal is to have each high school administration oversee and sponsor one of the spring sports over a two to three-week period, culminating in the awarding of a "Superintendent's Cup." He also stated that during this same time frame, musical performances and other activities could be scheduled for family members to enjoy. Dr. Godfrey reviewed some of the challenges in regard to carrying out this plan such as coaches/teachers that may no longer be employed in Jordan District or reside locally, students that may not be available to participate, student participation in other summer competition club teams, providing a 10-day conditioning period for athletes to reduce risk of injury, and, because the sports competitions would not be UHSAA-sanctioned, the District would need to purchase insurance and hire officials.

President Dunford invited Board questions and comments. Ms. Richards, a member of the UHSAA Board, noted that a meeting of the UHSAA Board has been scheduled for the purpose of discussing sports and she will report on the outcome following the meeting. In response to a question about timing, Dr. Godfrey stated that in the event these activities can take place, he anticipates having everything in place so they are ready to move forward.

C. Fourth Quarter Grading and Other Dismissal Guidelines

Ms. Miller stated that many parents have been asking questions about try-outs for musical groups, fall sports, etc. and asked for direction from Superintendent Godfrey. Superintendent Godfrey stated that in his phone call with the Salt Lake County Health Department, he received guidelines from them about how to conduct tryouts for fall sports, musical groups, student government elections, etc., and directions on cleaning the spaces required for the tryouts. He indicated that the District will be moving forward with these activities and that principals have been notified.

Board members discussed concerns about the start of the 2020-21 school year and support for students regarding achievement. Superintendent Godfrey stated that teachers have done a wonderful job and teachers and administrators will work to be prepared to help students reach achievement goals, and to be prepared for the possibility of the pandemic causing continued school closure. He noted that one of the next steps is to help teachers deepen and improve their online teaching skills and to provide them with ongoing support.

Board members also discussed communication with parents regarding graduation and possible summer sports competitions and musical performances. Superintendent Godfrey stated that a message to parents and students will be sent in the next few days regarding graduation and the message can include information about the potential sports competitions and musical performances so parents and students are aware of the Board's interest in providing students with these experiences.

D. TSSA Plan Approval Process

Mr. Michael Anderson, associate superintendent, reviewed the TSSA Plan approval process used this year and proposed using the same process for the coming year. He invited Board members to provide input about whether to change the process or use the same framework. Board members expressed support for maintaining consistency by continuing with the same framework.

E. Exit Strategy for Year-Round Elementary Schools

President Dunford invited Mr. Young, chair of the Finance Committee, and Ms. Miller, chair of the Facilities Committee, to present the information requested at the March 31 study session regarding two of the six options for transitioning South Jordan Elementary School from a year-round calendar to traditional. The two options were 1) to construct an additional 12 classrooms at South Jordan Elementary, and 2) build a new elementary on the Burgon property.

Mr. Matt Young reported that the Finance Committee met and reviewed available capital funds. He provided Board members with an updated version of the three-tiered chart for Capital fund availability and noted that currently, the available funds in the Capital budget is just under \$25 million.

Ms. Tracy Miller stated that her personal recommendation is to build on the Burgon property which she said is popular with the community and which would alleviate growth at South Jordan Elementary. She noted that the Burgon parcel is small and the school would accommodate only 500-600 students. She also reviewed the option to construct an additional 12 classrooms at South Jordan Elementary. She said this option would likely require expanding the parking lot and expressed concern about strains on the common areas of the school caused by the increase in the student population. Board members discussed the costs associated with these two options and also discussed the option to do a boundary change to move students from South Jordan to Jordan Ridge which would include moving the ALPS and pre-school programs from Jordan Ridge to Jordan Hills Elementary. Ms. Miller stated that if this option is given serious consideration she would like to receive detailed information about the cost to move the ALPS and pre-school programs and how the move would affect teachers, etc.

Board members discussed the options and expressed support for considering a boundary change rather than the construction options. President Dunford asked Superintendent Godfrey provide information at the next study session regarding moving the ALPS and pre-school programs from Jordan Ridge to Jordan Hills.

F. Discussion on Potential Changes to the Year-Round Calendar for 2020-21

Ms. Tracy Miller reported that she received a request from the South Jordan Elementary PTA to make a change to the 2020-21 calendar and move fall recess from Friday, October 16 to Friday, October 23. She noted that the reasoning provided was to give year-round students one day off with the traditional calendar students. She reviewed the pros and cons of making this change and invited Board input.

Following discussion by the Board, President Dunford asked each Board member to state whether they are willing to address the request to change an approved calendar. After the vote of four to three in favor of considering the calendar change, President Dunford invited discussion about how to solicit input from the year-round school communities.

Mr. Hamblin, director of Student Services, suggested having the Calendar Committee review the requested change to see if it meets the proper criteria, and then bring a recommendation to the Board.

President Dunford asked to have the recommendation available for discussion at the study session in two weeks.

Ms. Miller asked to have a Board discussion about options should the school dismissal remain in effect in July when the year-round schools, South Jordan and Blackridge, begin the 2020-21 school year. Following the discussion, President Dunford asked Superintendent Godfrey to explore this scenario and prepare recommendations for the Board at the next study session.

At 6:18 p.m., the meeting adjourned. The general session started at 6:31 p.m.

GENERAL SESSION

Those recognized or signed-in as present:

Bryce Dunford, Board President
Tracy J. Miller, Board Vice President
Matthew Young, Board Secretary
Jen Atwood, Board Member
Marilyn Richards, Board Member
Darrell Robinson, Board Member
Janice L. Voorhies, Board Member
Anthony A. Godfrey, Superintendent
Michael Anderson, Associate Superintendent
John Larsen, Business Administrator
Paul Van Komen, Burbidge & White
Rebecca Gerber, Administrator of Schools
June M. LeMaster, Administrator of Human Resources
Shelley Nordick, Administrator of Teaching and Learning
Brad Sorensen, Administrator of Schools
Doree Strauss, Administrator of Schools
Scott Thomas, Administrator of Auxiliary Services
Travis Hamblin, Director, Student Services
Kurt Prusse, Director, Purchasing
Dave Rostrom, Director, Facility Services
Sandy Riesgraf, Director, Communications
Doug Flagler, Manager, Communications
Wyatt Bentley, Licensed Administrator-Secondary
Melissa Beck, Principal, Jordan Ridge Elementary
Jeri Clayton, Administrative Assistant
Johnathan Ward, Zions Public Finance
Ryan Bjerke, Bond Counsel, Chapman & Cutler

President Dunford presided and conducted. He welcomed all those participating in the meeting via electronic connection.

Resolution of Appreciation

Ms. Marilyn Richards read a Resolution of Appreciation for James Lynn Banner, who recently passed away. Mr. Banner was employed by Jordan School District from 2001 to 2008.

Superintendent Recognition

Superintendent Godfrey recognized Fort Herriman Middle School student Sophia Parsons. Ms. Parsons is one of two Utah national finalists in the 2020 "Do the Write Thing Challenge." She won a \$500 scholarship and will have the poem she wrote about youth violence included in a book with other student writings and placed in the Library of Congress. Dr. Godfrey noted that he will be interviewing Ms. Parsons and her teacher, Meagan Dommer, for an upcoming edition of his Supercast.

Recognitions by Board Members

Ms. Atwood said she wanted to remind Board members and all who may be listening that next week is Teacher Appreciation Week. She invited everyone to reach out to teachers to let them know they are appreciated. She added that due to the current school dismissal, formal celebrations and gifts will not be done this year, but an email recognition would brighten the day for all teachers.

Mr. Robinson thanked teachers and administrators for the hard work and great job they have done to continue the education of students. He stated that he knows teachers are putting in extra work beyond the contract hours and expressed appreciation to them. He also said he has enjoyed seeing how schools are using social media to reach out to students by doing such things as daily announcements and he feels it an honor to be interviewed by Copper Mountain Middle School on Friday.

Patron Comments Regarding Non-Agenda Items

Patrons desiring to address the Board on non-agenda items were instructed to send written comments via email between the hours of 2:00 and 3:00 p.m. Written comments were received from the following patrons and read aloud:

Hillary Emmer, counselor at Copper Mountain Middle School – A copy of Ms. Emmer's written comments are attached at the conclusion of these minutes. (Attachment 1)

I. General Business – Consent Agenda

A. Motion to Approve Consent Agenda Items

1. Minutes

Minutes of the Board of Education meetings held March 31 and April 14, 2020, were presented to the Board of Education for approval.

2. Majestic Elementary School Plan

At the study session on March 10, 2020, Board members agreed to have Superintendent Godfrey move forward with implementation of a visual arts and music program at Majestic Elementary and to begin advertising the program District-wide and to other school districts. It was noted that some aspects of the program will be implemented for the 2020-21 school year, with full implementation by the 2021-22 school year. Inclusion in this Consent Agenda provides formal approval of the Board's decision.

3. 2019-20 Year-Round Calendar Revision

Beginning Monday, April 13, 2020, students on all year-round tracks will continue online instruction with no off-track periods. Students on tracks B, C, and D will be dismissed on Friday, June 5, 2020, and students on track A will be dismissed on Friday, May 29, 2020.

4. Snow Day Make-Up Plan

At the study session on February 25, 2020, Board members agreed to have Superintendent Godfrey move forward with his plan to have the Teaching and Learning Department create District-wide content for students and parents to access that would be a spring-board to the next school year. It could be a mix of a review of the previous year's learning and a launch into the next year so that any student that participated in the digital learning offering would receive a review of the previous year instruction and an overview of the coming year. The digital learning option would be available throughout the summer. For students who want to

participate but don't have access to a computer, they would be able to visit the school on June 8 to take advantage of this opportunity [now dependent upon COVID-19 restrictions]. Inclusion in this Consent Agenda provides formal approval of the Board's decision.

MOTION: It was moved by Marilyn Richards and seconded by Janice Voorhies to approve Consent Agenda items A1 through A4, as recommended. The motion passed with a unanimous vote.

B. Motion to Accept Consent Agenda Items

1. Expenditures

Expenditures for the month of March 2020 were provided to the Board of Education.

2. Financial Statement

The financial statement through March 31, 2020, was provided to the Board of Education. A copy is attached at the conclusion of these minutes. (Attachment 2)

3. Personnel – Licensed and Education Support Professionals

Personnel changes for the month of March 2020 were provided to the Board of Education.

4. Recommendation to Issue Certificates for Home Instruction

It was recommended that the students whose parents have filed affidavits pursuant to Utah Code 53G-6-204 shall be issued certificates excusing them from attending public school.

MOTION: It was moved by Tracy Miller and seconded by Janice Voorhies to accept Consent Agenda items B1 through B4, as recommended. The motion passed with a unanimous vote.

II. Bid Recommendations

**A. School or Department
High Schools**

**Items for Bid
Alternative Graduation Services**

Bidders
VEGO Pictures
Herff Jones
Jostens
Taylor Audio Visual

Amount of Bid
\$99,000.00

Purpose: To provide virtual graduation services for each of the high schools in Jordan School District. Traditional graduation ceremonies cannot be held in June 2020 because of the COVID-19 pandemic and restrictions on public gatherings.

Budget: CARES Act Funding.

Recommendation: It was recommended awarding the contract to VEGO Pictures. They provide the best value and can fulfill the requirements of the District. Procurement was based on provisions of Utah Administrative Rule R33-5-108, Small Purchases of Professional Service Providers and Consultants, which allows for an award of contract after reviewing the qualifications of a minimum of three firms or individuals. Negotiation of price was conducted after a determination to proceed with the most qualified firm. The recommendation was also the consensus of the high school principals.

B. School or Department

Items for Bid

Administrator of Schools

Driver's Education Vehicles

Bidders

Enterprise Car Sales
Young Auto Group

Amount of Bid

\$128,100.00

Purpose: To provide seven vehicles for the Driver's Education program.

Budget: Driver's Education Vehicle Fund

Recommendation: It was recommended awarding the contract to the most responsive, responsible and acceptable bidder, Enterprise Car Sales. They complied with the specifications, terms, and conditions outlined in the bid documents.

C. School or Department

Jordan Ridge Elementary School

Items for Bid

Classroom Furniture

Bidders

School Specialty

Amount of Bid

\$100,291.24

Purpose: Replace student desks and chairs.

Budget: School supplies budget.

Recommendation: It was recommended placing the orders with the state contract vendor, School Specialty. Contract number MA-675.

MOTION: It was moved by Marilyn Richards and seconded by Janice Voorhies to approve bid items A, B, and C, as recommended. The motion passed with a unanimous vote.

D. School or Department

Facility Services

Items for Bid

Portable Classroom Remodeling

Bidders

Arnell-West, Inc.
Compass Line Construction
Crew General Contractors
Hunt Construction of Utah, Inc.
Wasatch West Contracting, LLC

Amount of Bid

\$44,730.00

Purpose: Provide remodeling services as needed for existing portable classrooms (estimated at 6-8 per year).

Budget: Capital Outlay portable classroom construction budget.

Recommendation: It was recommended awarding the contract to the most responsive, responsible and acceptable bidder, Arnell-West, Inc. They complied with the specifications, terms, and conditions outlined in the bid documents.

MOTION: It was moved by Jen Atwood and seconded by Janice Voorhies to approve the bid for portable classroom remodeling, as recommended. The motion passed with a unanimous vote.

III. **Special Business**

Patrons desiring to address the Board regarding any of the following Special Business items were instructed to send written comments to the Board via email at the time the item was discussed.

A. BUDGET HEARING: Recommendation to Approve Amended Budget for the 2019-20 Fiscal Year

Mr. Young, chair of the District Finance and Audit Board Advisory Committee, reported on significant changes to the amended 2019-20 budget. He noted that Student Support Services and Instructional Staff budgets increased by a combined \$8.3 million. This increase is a result of new hires and other items associated with the receipt of grants and professional development. He expressed concern over the hiring of new employees as a result of grants and the effect to the employee and District at the end of the term of the grant. He stated that he would like a better understanding of what the District might be expected to continue to fund once a grant ends and said he had asked for, but not yet received, additional information. Mr. Young made the following motion:

MOTION: It was moved by Matt Young and seconded by Jen Atwood to not approve the amended budget for the 2019-20 fiscal year.

Mr. John Larsen explained that the information Mr. Young sought was prepared within a few days of his request but it was his understanding that he was to present it during the budget hearing. He explained that the increases to which Mr. Young referred were mostly due to grants and that in the amended budget the entire grant amount is reflected; however, the funds may or may not be spent in that year, resulting in the increased budget amounts. He also noted that the total number of new FTEs as a result of grants is eight and these FTE increases are reflected in the budget amendment.

Based on the information provided by Mr. Larsen, Mr. Young withdrew his motion.

Public Comment

No written comments regarding this Special Business item were received from patrons.

President Dunford called for a motion to approve the budget amendment.

MOTION: It was moved by Janice Voorhies and seconded by Marilyn Richards to approve the amended budget for the 2019-20 fiscal year. The motion passed with a unanimous vote.

A copy of the Fund 10 Statement of Revenues, Expenditures, and Changes in Fund Balances is attached at the conclusion of these minutes. (Attachment 3)

B. Recommendation to Approve Proposed School LAND Trust Plans for 2020-21

Mr. Michael Anderson, associate superintendent, expressed appreciation to principals and School Community Council members for their continual work to improve the LAND Trust Plans. He said the Plans are innovative and focus on student learning. He also noted that limits placed on social gatherings have helped promote efforts to move towards the digital online version of the Plans. He thanked his administrative assistant, Nadine Page, for her excellent work and for being an integral part of the process.

Board members expressed appreciation for the online process and for the work of the School Community Councils who they said seem to be zeroing in on measurable academic goals.

Public Comment

No written comments regarding this Special Business item were received from patrons.

MOTION: It was moved by Jen Atwood and seconded by Darrell Robinson to approve School LAND Trust Plans for 2020-21. The motion passed with a unanimous vote.

C. Consideration to Approve Resolution Directing the Board of Directors of the Local Building Authority of Jordan School District to Undertake a Certain Project Through the Issuance and Sale by the Authority of its Lease Revenue Bonds; Authorizing the Execution and Delivery of Certain Agreements and Documents Required in Connection Therewith; and Related Matters

Mr. Bryce Dunford stated that the Board is planning for the construction of an elementary school in South Jordan and one other location and will be using Lease Revenue Bonds to fund the cost. The Board of Education will need to take a motion to direct the Board of Directors of the Local Building Authority to undertake the project through the issuance and sale of Lease Revenue Bonds.

Public Comment

No written comments regarding this Special Business item were received from patrons.

MOTION: It was moved by Janice Voorhies and seconded by Tracy Miller to approve the Resolution directing the Board of Directors of the Local Building Authority of Jordan School District to undertake a certain project through the issuance and sale by the Authority of its Lease Revenue Bonds; authorizing the execution and delivery of certain agreements and documents required in connection therewith; and related matters. The motion passed with a unanimous vote.

D. Motion to Recess from the Board of Education Meeting and to Meet as the Local Building Authority of Jordan School District

President Dunford stated that the Board of Education also serves as the Board of Directors of the Local Building Authority of Jordan School District. He called for a motion to recess the general session Board of Education meeting and convene as the Board of Directors of the Local Building Authority to transact the business of the Local Building Authority.

MOTION: At 7:10 p.m., it was moved by Tracy Miller and seconded by Jen Atwood to recess the Board of Education meeting and convene as the Local Building Authority of Jordan School District. The motion passed with a unanimous vote.

At 7:15 p.m. the meeting of the Local Building Authority of Jordan School District adjourned. The Board of Education reconvened its General Session Board meeting and continued the agenda. [Minutes of the meeting of the Local Building Authority are in a separate document and filed with documents of the Local Building Authority.]

IV. Information Items

A. Superintendent's Report

Superintendent Godfrey reported on the school dismissal and expressed appreciation to parents, students, teachers, administrators, and ESP employees who are working hard and giving their best efforts towards making the school dismissal work. He said he will continue to disseminate information that will be helpful towards navigating the end of the year and provide a momentum for next year to insure learning continues. He thanked Ms. Sandy Riesgraf and Mr. Doug Flagler of the Communications Department for their work on the video that went out last week and said it made a huge difference to have professionals working to make the ideas come to life. He also thanked them for their help in sending out communications in a timely way, particularly because of the importance of doing so at this time when many rely on videos, emails, and social media posts to communicate important information. Dr. Godfrey expressed appreciation to the Jordan Education Foundation for the recognition they have given to 19 District teachers who were honored as Teachers of the Year and to Kathe Riding as the Principal of the Year. He said these educators have a wide variety of backgrounds and are helping students in ways they never have before. Dr. Godfrey said the Foundation has been very creative in their blended approach to

honoring these individuals and have announced and presented the awards using car visits and electronic Zoom meetings. He expressed appreciation for being able to be part of the process to honor these individuals.

V. **Discussion Items**

A. **Committee Reports and Comments by Board Members**

1. **Community Outreach Board Advisory Committee**

Ms. Atwood, Committee chair, said the Committee is continuing to prepare city parade applications and thanked Ms. Ashley Covington for her help with this process.

President Dunford noted that Governor Herbert announced the cancellation of July 24 festivities and Mr. Robinson stated that he believes Herriman City has cancelled its summer parade.

2. **Facilities Board Advisory Committee**

Ms. Miller, Committee chair, reported that last week the Committee met to begin discussing and drafting the 2021 summer projects list. She said they also met with a couple of architects that offered ideas for Oquirrh Hills and Joel P. Jensen Middle Schools and she looks forward to sharing the ideas with the Board. Ms. Miller asked Board members if they could support using the same process as last year for summer project approval which included reviewing a draft of the entire list the first part of June and then spending time analyzing and prioritizing the list. She said in August, the Committee will be prepared with cost estimates and the Finance Committee will provide the budget allocation. Board members agreed to using this same process to develop the final list of 2021 summer projects. Ms. Miller added that she would like to schedule a tour of some of the facilities included in the project list when the Board meets for its summer retreat in July.

3. **District Finance and Audit Board Advisory Committee**

Mr. Young, Committee chair, said the Finance Committee has been discussing employee compensation as it relates to three categories which are schedule pay, benefits, and incentive pay (compensation that doesn't fall within either of the other two categories). He said the District offers a competitive package when looking at all three areas of compensation and noted that the Committee is interested in developing a report that will allow the Board and District personnel to understand the resources being allocated in each of the categories and a way to drill those reports down to an individual employee by employee basis. Mr. Young noted that creating this type of report would require utilizing Accounting Department staff time and resources over the next few months and asked Board members if they would be interested in having this type of report available or if they saw no value in the information, then efforts would be discontinued.

Board members discussed the proposal and agreed they would like the Finance Committee to continue its work as described by Mr. Young.

4. **Government Relations Board Advisory Committee**

Ms. Richards, Committee chair, reported that the legislature is currently meeting in a special session and noted that Joint House Resolution 301 applies to Jordan District and funding. She quoted from the resolution, "... exercise fiscal responsibility with the remainder of their 2020 budgets and to plan to continue to limit spending in the next fiscal year ..."

She said the Committee will be following the special legislative session with regard to funding and will report more as information becomes available.

5. Innovations in Education Board Advisory Committee

Mr. Robinson, Committee chair, said the Committee will be presenting an item related to RSL Academy during the study session following this meeting. He also said he visited the Academy and they have an amazing cafeteria that offers the same Salt City wings and chicken tenders sold at RSL games and the food is fantastic. He said the cafeteria is open for curb-side service and recommended it to anyone who might want to eat there.

6. Other Committee Reports

Ms. Voorhies reported that on Monday through Thursday of this week the Jordan Education Foundation Board has been presenting Outstanding Teacher Awards and one Outstanding Principal Award. She said that this morning they visited the home of a teacher who had a five-day old baby and as they arrived with honking horns and cheers to honor her as an outstanding teacher, she burst into tears which was very sweet.

Ms. Voorhies reported that the Utah School Boards Association held a meeting on Friday and ratified the vote of the Superintendents Association and USBA to hire Dr. Lexi Cunningham as a new lobbyist. She said USBA will be watching to see what happens during the current special legislative session.

At 7:34 p.m., President Dunford declared the general session meeting adjourned and announced that the Board would return to study session.

STUDY SESSION, Continued

Those recognized or signed-in as present:

Bryce Dunford, Board President
Tracy J. Miller, Board Vice President
Matthew Young, Board Secretary
Jen Atwood, Board Member
Marilyn Richards, Board Member
Darrell Robinson, Board Member
Janice L. Voorhies, Board Member
Anthony A. Godfrey, Superintendent
Michael Anderson, Associate Superintendent
John Larsen, Business Administrator
Paul Van Komen, Burbidge & White
Doug Flagler, Manager, Communications
Jeri Clayton, Administrative Assistant
Doug Young, Developer of Olympia Hills

President Dunford presided and conducted. The Board of Education continued its study session to discuss the following:

G. Discussion on Master Development Agreement for Olympia Hills

President Dunford welcomed Mr. Doug Young, developer of Olympia Hills, and stated that Mr. Young was invited to participate with the Board in a discussion regarding the Master Development Agreement for the Olympia Hills project in Herriman. President Dunford invited Mr. Paul Van Komen, Board attorney, to explain the District's involvement in the Olympia Hills development.

Mr. Van Komen explained that in January 2019 the District entered into a Purchase Sales Agreement for property within the Olympia Hills development and noted that the Master Development Agreement defines the scope of the project as it relates to the District's property. He noted that the District currently owns 60 acres for the building of schools in the Olympia Hills development.

Board members held a lengthy discussion with Mr. Young about the Master Development Agreement and plans for Olympia Hills. Questions were raised about the District's role in the Master Development Agreement and concerns were expressed about obtaining housing information for the purpose of planning school construction to meet student population increases and they asked to have a future discussion about the waiver of impact fees charged to the District for construction of schools in the Olympia Hills development.

H. New Administrative Policy DP379 LEA-Specific Educator License Requirements

Dr. June LeMaster, administrator of Human Resources, reviewed the revisions made to Policy DP379. She invited questions and/or comments from the Board. Hearing none, President Dunford asked to have the policy brought to the Board for formal approval at the next general session Board meeting.

I. Review of Policy AA414 Student Overnight Travel

Mr. Brad Sorensen, administrator of schools, reviewed Policy AA414. Board members discussed the policy and next steps for soliciting feedback from school clubs/groups about how the policy changes affect them.

President Dunford asked Dr. Godfrey and Mr. Sorensen to move forward with the survey and report the findings to the Board when available.

J. Discussion on Goals for Board Policy Ends 401 Student Achievement

Dr. Shelley Nordick, administrator of Teaching and Learning, reviewed the revisions made to the elementary level student achievement goals in Board Policy Ends 401. Board members expressed their support for the changes.

President Dunford asked to have the policy brought to the Board for formal approval at the next general session Board meeting.

K. Real Salt Lake Academy Mortgage

Mr. Darrell Robinson reported that the questions raised during the discussion two weeks ago regarding the Real Salt Lake Academy decision to purchase the facility have been resolved. He stated that a legal opinion has been received that Jordan District, as charter authorizer, would have no financial obligation should a default on the loan occur. He also noted that Mr. Van Komen, Board attorney, let him know that he also sees no reason the District would be legally obligated.

Mr. Robinson asked Board members if they had any counsel for RSL Academy as the sponsoring District and if they felt their concerns had been addressed. Board members expressed that the Academy's purchase of the facility appears to be a good move for the Academy that the concerns they expressed were resolved.

At 9:25 p.m., the meeting adjourned.

MOTION: At 9:25 p.m. p.m., it was moved by Tracy Miller and seconded by Marilyn Richards to go into closed session. The motion passed with a unanimous vote.

CLOSED SESSION

Those recognized or signed-in as present:

Bryce Dunford, Board President
Tracy J. Miller, Board Vice President
Matthew Young, Board Secretary
Jen Atwood, Board Member
Marilyn Richards, Board Member
Darrell Robinson, Board Member
Janice L. Voorhies, Board Member
Anthony A. Godfrey, Superintendent
Michael Anderson, Administrator of Schools
John Larsen, Business Administrator
Paul Van Komen, Burbidge & White

President Dunford presided and conducted. The Board of Education met in a closed session to discuss personnel, property, and negotiations. The closed session discussion was recorded and archived.

MOTION: At 10:16 p.m., it was moved by Darrell Robinson and seconded by Tracy Miller to adjourn the meeting. The motion passed with a unanimous vote.

/jc
Attachments

April 28, 2020 – Patron Comments

Dear Jordan District School Board,

As the President of the Utah School Counselor Association and a school counselor at Copper Mountain Middle School, I just want to thank you for supporting your school counselors this school year! It's been a very unique school year and thank you for your support as we navigate this new world. I also wanted to say thank you for the grant program you made available this school year. I know many of us were able to utilize these grants to enhance our programs which go straight to helping our students. It is an honor to work in Jordan! Jordan has some of the best school counselors and they continue to do so much good work for students. They continually go out of their way to reach out to students and parents during this time and have used social media in a variety of creative ways to help keep our school communities together! School counselors could not do this great work, without your support and we thank you!

Hillary Emmer, M.Ed.
School Counselor (E-G, I)
Copper Mountain Middle School
President-Elect, Utah School Counselor Association
Office) 801-412-1266
Cell/Text) 435-200-5264
hillary.emmer@jordandistrict.org
cmmscounseling.org

Jordan School District
FINANCIAL REPORT - MARCH 2020

Summary of Funds and Functions

<u>Fund #</u>	<u>Name</u>	<u>Examples of Activity</u>
10	General Fund (aka Maintenance and Operations)	K-12 instruction, support services offices
23	Non K-12 Fund	Pre-school, Adult Education, Community Education, coaches/advisor stipends
31	Debt Service Fund	General Obligation Bonds repayment
32	Capital Projects Fund (aka Capital Outlay)	Major construction and maintenance projects; land, bus, and equipment purchases
51	Nutrition Services Fund (aka School Lunch)	School breakfast and lunch sales and all associated costs
60	Health and Accident Self-Insurance Fund	Health, life, disability, and industrial insurance premiums and claims
75	Jordan Education Foundation Fund	Donations earmarked for Foundation

Expenditure

<u>Function #</u>	<u>Name</u>	<u>Examples of Activity</u>
1000	Instruction	Student classroom costs; teachers, substitutes, textbooks, supplies, etc.
2100	Support Services - Students	Nurses, psychologists, counselors, Guidance, Planning and Student Services
2200	Support Services - Instructional Staff	Curriculum, teacher professional development, media centers, testing
2300	Support Services - District Administration	Board of Education, superintendent, area administrators of schools
2400	Support Services - School Administration	Principals, assistant principals, office staff, registrars, school postage
2500	Support Services - Business	Business administrator, Accounting, Payroll, Purchasing
2600	Support Services - Operations and Maintenance	Utilities, Custodial, Maintenance, Central Warehouse, property management
2700	Support Services - Transportation	Student transportation to and from school, field trips
2800	Support Services - Other Central	Human Resources, Information Systems, Communications, Insurance Services
3100	Food Services	Nutrition Services
3300	Community Services	Pre-School, Adult Education, Community Education, coaches/advisor stipends, Foundation
4000	Facilities Acquisition and Construction	Major construction and maintenance projects; land, bus, and equipment purchases
5100	Debt Services	Repayment of bonds
8000	Foundation Donations	Donations earmarked for Foundation

Description	2019-20 Revised Budget	Encumbered Amount	March 2019-20 Monthly Activity	2019-20 FYTD Activity	Unencumbered Balance	Percent Remaining
10 MAINTENANCE & OPERATIONS						
1000 LOCAL REVENUE						
AD VALOREM TAXES	87,328,301.00	0.00	336,642.41	82,179,563.47	5,148,737.53	5.90%
AD VALOREM TAXES	11,207,669.00	0.00	538,206.57	4,728,734.98	6,478,934.02	57.81%
TUITIONS	1,983,040.00	0.00	11,695.39	579,366.82	1,403,673.18	70.78%
INVESTMENT EARNINGS	4,250,000.00	0.00	660,001.25	5,549,992.07	-1,299,992.07	-30.59%
OTHER LOCAL REVENUE	6,389,950.61	0.00	309,070.41	2,538,027.48	3,851,923.13	60.28%
LOCAL REVENUE	111,158,960.61	0.00	1,855,616.03	95,575,684.82	15,583,275.79	14.02%
3000 STATE REVENUE						
STATE REVENUE	161,007,844.94	0.00	13,787,470.31	124,706,513.61	36,301,331.33	22.55%
RESTRICTED GRANT OPTIONAL	39,741,777.34	0.00	2,830,293.32	37,869,258.51	1,872,518.83	4.71%
RESTRICTED GRANT VOC & OTHER	17,036,459.97	0.00	1,679,203.93	13,236,916.62	3,799,543.35	22.30%
RESTRICTED GRANT BASIC PROG	9,293,150.16	0.00	753,265.97	7,030,661.02	2,262,489.14	24.35%
RESTRICTED GRANT SPEC PURPOSE	31,687,559.62	0.00	1,938,463.32	25,179,720.87	6,507,838.75	20.54%
SCHOOL BLDG FOUNDATION AID	2,960,364.23	0.00	43,480.80	1,320,925.40	1,639,438.83	55.38%
MISCELLANEOUS STATE PROGRAMS	428,690.20	0.00	119,510.00	380,254.44	48,435.76	11.30%
SUPPLEMENTAL APPROPRIATIONS	20,307,264.34	0.00	1,919,757.15	15,326,728.91	4,980,535.43	24.53%
MISCELLANEOUS STATE REVENUE	20,000.00	0.00	12,334.93	15,059.99	4,940.01	24.70%
STATE REVENUE	282,483,110.80	0.00	23,083,779.73	225,066,039.37	57,417,071.43	20.33%
4000 FEDERAL REVENUE						
UNRESTRICTED GRANT THRU STATE	263,293.30	0.00	0.00	81,284.16	182,009.14	69.13%
RESTRICTED GRANT DIRECT	30,897.00	0.00	0.00	0.00	30,897.00	100.00%
RESTRICTED GRANT THRU STATE	13,757,949.00	0.00	523,593.64	4,069,032.62	9,688,916.38	70.42%
OTHER FEDERAL RESTRICTED	674,818.00	0.00	0.00	191,817.75	483,000.25	71.57%
FEDERAL NCLB	5,238,082.52	0.00	446,063.56	710,484.33	4,527,598.19	86.44%
FEDERAL NCLB	51,272.43	0.00	0.00	0.00	51,272.43	100.00%
FEDERAL REVENUE	20,016,312.25	0.00	969,657.20	5,052,618.86	14,963,693.39	74.76%
5000 OTHER LOCAL SOURCES						
TRANSFER IN FROM OTHER FUNDS	-255,000.00	0.00	0.00	0.00	-255,000.00	100.00%
SALE OF FIXED ASSETS	0.00	0.00	0.00	3,334.90	-3,334.90	0.00%
OTHER LOCAL SOURCES	-255,000.00	0.00	0.00	3,334.90	-258,334.90	101.31%
MAINTENANCE & OPERATIONS	413,403,383.66	0.00	25,909,052.96	325,697,677.95	87,705,705.71	21.22%

Description	2019-20 Revised Budget	Encumbered Amount	March 2019-20 Monthly Activity	2019-20 FYTD Activity	Unencumbered Balance	Percent Remaining
21 STUDENT ACTIVITIES FUND						
1000 LOCAL REVENUE						
INVESTMENT EARNINGS	80,000.00	0.00	-5.00	2,435.00	77,565.00	96.96%
FOUNDATION	200,000.00	0.00	48,595.94	1,121,750.48	-921,750.48	-460.88%
ACTIVITY	11,670,000.00	0.00	138,798.45	1,795,769.11	9,874,230.89	84.61%
OTHER LOCAL REVENUE	3,570,000.00	0.00	105,690.14	1,442,490.76	2,127,509.24	59.59%
LOCAL REVENUE	15,520,000.00	0.00	293,079.53	4,362,445.35	11,157,554.65	71.89%
STUDENT ACTIVITIES FUND	15,520,000.00	0.00	293,079.53	4,362,445.35	11,157,554.65	71.89%
=====	=====	=====	=====	=====	=====	=====
23 NON K-12						
1000 LOCAL REVENUE						
AD VALOREM TAXES	0.00	0.00	2,353.24	4,973.52	-4,973.52	0.00%
TUITIONS	50,000.00	0.00	6,202.00	43,597.25	6,402.75	12.81%
OTHER LOCAL REVENUE	711,000.00	0.00	46,327.74	500,033.12	210,966.88	29.67%
LOCAL REVENUE	761,000.00	0.00	54,882.98	548,603.89	212,396.11	27.91%
3000 STATE REVENUE						
RESTRICTED GRANT OPTIONAL	4,889,105.96	0.00	345,703.33	5,592,750.13	-703,644.17	-14.39%
RESTRICTED GRANT VOC & OTHER	792,295.00	0.00	66,024.56	619,910.74	172,384.26	21.76%
UNRESTRICTED GRANT BASIC PROG	65,000.00	0.00	0.00	28,400.00	36,600.00	56.31%
STATE REVENUE	5,746,400.96	0.00	411,727.89	6,241,060.87	-494,659.91	-8.61%
4000 FEDERAL REVENUE						
RESTRICTED GRANT DIRECT	271,036.11	0.00	57,617.92	121,810.49	149,225.62	55.06%
RESTRICTED GRANT THRU STATE	4,085,061.00	0.00	201,097.46	2,100,285.09	1,984,775.91	48.59%
FEDERAL REVENUE	4,356,097.11	0.00	258,715.38	2,222,095.58	2,134,001.53	48.99%
NON K-12	10,863,498.07	0.00	725,326.25	9,011,760.34	1,851,737.73	17.05%
=====	=====	=====	=====	=====	=====	=====
26 Tax Increment						
1000 LOCAL REVENUE						
AD VALOREM TAXES	19,290,521.00	0.00	0.00	0.00	19,290,521.00	100.00%
LOCAL REVENUE	19,290,521.00	0.00	0.00	0.00	19,290,521.00	100.00%
Tax Increment	19,290,521.00	0.00	0.00	0.00	19,290,521.00	100.00%

Description	2019-20 Revised Budget	Encumbered Amount	March 2019-20 Monthly Activity	2019-20 FYTD Activity	Unencumbered Balance	Percent Remaining
26 0000	Tax Increment S T E M					
=====						
31 1000	DEBT SERVICE LOCAL REVENUE					
AD VALOREM TAXES	19,954,614.00	0.00	81,934.74	18,783,390.10	1,171,223.90	5.87%
AD VALOREM TAXES	2,561,386.00	0.00	122,945.63	1,080,212.22	1,481,173.78	57.83%
INVESTMENT EARNINGS	189,500.00	0.00	1,598.82	32,827.97	156,672.03	82.68%
LOCAL REVENUE	22,705,500.00	0.00	206,479.19	19,896,430.29	2,809,069.71	12.37%
DEBT SERVICE	22,705,500.00	0.00	206,479.19	19,896,430.29	2,809,069.71	12.37%
=====						
32 1000	CAPITAL OUTLAY LOCAL REVENUE					
AD VALOREM TAXES	46,913,378.21	0.00	185,062.60	40,677,797.57	6,235,580.64	13.29%
AD VALOREM TAXES	6,495,622.04	0.00	266,050.94	2,337,549.32	4,158,072.72	64.01%
INVESTMENT EARNINGS	1,630,000.00	0.00	37,463.73	175,513.70	1,454,486.30	89.23%
LOCAL REVENUE	55,039,000.25	0.00	488,577.27	43,190,860.59	11,848,139.66	21.53%
3000	STATE REVENUE					
SCHOOL BLDG FOUNDATION AID	667,110.00	0.00	55,592.51	500,332.59	166,777.41	25.00%
SUPPLEMENTAL APPROPRIATIONS	864,202.00	0.00	0.00	0.00	864,202.00	100.00%
STATE REVENUE	1,531,312.00	0.00	55,592.51	500,332.59	1,030,979.41	67.33%
4000	FEDERAL REVENUE					
FEDERAL REVENUE OTHER AGENCIES	1,600,312.00	0.00	0.00	1,467,186.14	133,125.86	8.32%
FEDERAL REVENUE	1,600,312.00	0.00	0.00	1,467,186.14	133,125.86	8.32%
5000	OTHER LOCAL SOURCES					
BONDS	48,838,087.00	0.00	48,838,086.60	48,838,086.60	0.40	0.00%
SALE OF FIXED ASSETS	80,000.00	0.00	1,150.00	142,741.45	-62,741.45	-78.43%
OTHER LOCAL SOURCES	48,918,087.00	0.00	48,839,236.60	48,980,828.05	-62,741.05	-0.13%
CAPITAL OUTLAY	107,088,711.25	0.00	49,383,406.38	94,139,207.37	12,949,503.88	12.09%
=====						

Description	2019-20 Revised Budget	Encumbered Amount	March 2019-20 Monthly Activity	2019-20 FYTD Activity	Unencumbered Balance	Percent Remaining
51 SCHOOL FOODS						
1000 LOCAL REVENUE						
INVESTMENT EARNINGS	210,000.00	0.00	0.00	0.00	210,000.00	100.00%
FOOD SERVICES REVENUE	8,190,000.00	0.00	804,487.91	6,530,623.80	1,659,376.20	20.26%
OTHER LOCAL REVENUE	60,689.00	0.00	2,640.28	42,981.99	17,707.01	29.18%
LOCAL REVENUE	8,460,689.00	0.00	807,128.19	6,573,605.79	1,887,083.21	22.30%
3000 STATE REVENUE						
RESTRICTED GRANT VOC & OTHER	4,300,000.00	0.00	372,607.90	2,448,457.20	1,851,542.80	43.06%
STATE REVENUE	4,300,000.00	0.00	372,607.90	2,448,457.20	1,851,542.80	43.06%
4000 FEDERAL REVENUE						
RESTRICTED GRANT THRU STATE	9,545,728.00	0.00	712,747.65	4,702,410.20	4,843,317.80	50.74%
FEDERAL REVENUE	9,545,728.00	0.00	712,747.65	4,702,410.20	4,843,317.80	50.74%
SCHOOL FOODS	22,306,417.00	0.00	1,892,483.74	13,724,473.19	8,581,943.81	38.47%
60 HEALTH & ACCIDENT SELF INSURED						
1000 LOCAL REVENUE						
INVESTMENT EARNINGS	530,000.00	0.00	0.00	0.00	530,000.00	100.00%
OTHER LOCAL REVENUE	38,895,000.00	0.00	3,972,431.97	26,817,828.22	12,077,171.78	31.05%
LOCAL REVENUE	39,425,000.00	0.00	3,972,431.97	26,817,828.22	12,607,171.78	31.98%
HEALTH & ACCIDENT SELF INSURED	39,425,000.00	0.00	3,972,431.97	26,817,828.22	12,607,171.78	31.98%
75 FOUNDATION						
2000 FOUNDATION						
FOUNDATION	0.00	0.00	0.00	-604.52	604.52	0.00%
FOUNDATION	0.00	0.00	0.00	-604.52	604.52	0.00%
3000 STATE REVENUE						
UNRESTRICTED GRANT BASIC PROG	0.00	0.00	0.00	-515.93	515.93	0.00%
STATE REVENUE	0.00	0.00	0.00	-515.93	515.93	0.00%

Description	2019-20 Revised Budget	Encumbered Amount	March 2019-20 Monthly Activity	2019-20 FYTD Activity	Unencumbered Balance	Percent Remaining
75 FOUNDATION						
5000 OTHER LOCAL SOURCES						
TRANSFER IN FROM OTHER FUNDS	255,000.00	0.00	0.00	0.00	255,000.00	100.00%
OTHER LOCAL SOURCES	255,000.00	0.00	0.00	0.00	255,000.00	100.00%
8000 CHALLENGE RACE						
CHALLENGE RACE	2,001,000.00	0.00	47,326.56	375,361.32	1,625,638.68	81.24%
	0.00	0.00	480.00	272,965.36	-272,965.36	0.00%
AEROSPACE PROGRAM	0.00	0.00	33,062.26	891,910.71	-891,910.71	0.00%
CHALLENGE RACE	0.00	0.00	440.00	136,117.04	-136,117.04	0.00%
	0.00	0.00	5,268.30	300,915.67	-300,915.67	0.00%
MUSIC PROGRAM	0.00	0.00	4,832.00	265,548.75	-265,548.75	0.00%
FOUNDATION	0.00	0.00	-288.26	35,898.50	-35,898.50	0.00%
DOKAS CLASS	0.00	0.00	-100.00	25,372.51	-25,372.51	0.00%
LLOYDS CLASS	0.00	0.00	160.00	22,950.23	-22,950.23	0.00%
SANDER'S CLASS	0.00	0.00	-0.01	28,279.19	-28,279.19	0.00%
CHALLENGE RACE	2,001,000.00	0.00	91,180.85	2,355,319.28	-354,319.28	-17.71%
9000						
	0.00	0.00	0.00	-5,106.59	5,106.59	0.00%
	0.00	0.00	0.00	-5,106.59	5,106.59	0.00%
FOUNDATION	2,256,000.00	0.00	91,180.85	2,349,092.24	-93,092.24	-4.13%
Grand Revenue Totals	652,859,030.98	0.00	82,473,440.87	495,998,914.95	156,860,116.03	24.03%

Number of Accounts: 1990

***** End of report *****

Description	2019-20 Revised Budget	Encumbered Amount	March 2019-20 Monthly Activity	2019-20 FYTD Activity	Unencumbered Balance	Percent Remaining
10	MAINTENANCE & OPERATIONS					
1000	INSTRUCTION					
SALARIES	196,564,638.67	0.00	14,965,938.06	109,123,681.08	87,440,957.59	44.48%
EMPLOYEE BENEFITS	75,335,640.07	0.00	5,884,649.28	43,400,858.87	31,934,781.20	42.39%
CONTRACT SERVICES	5,929,330.60	37,645.51	406,169.08	2,227,060.06	3,664,625.03	61.81%
REPAIRS	101,485.00	0.00	6,367.33	34,154.94	67,330.06	66.34%
MISCELLANEOUS	1,092,034.32	19,144.53	128,294.81	375,754.87	697,134.92	63.84%
SUPPLIES	20,678,449.28	1,028,358.63	769,715.21	9,987,895.98	9,662,194.67	46.73%
EQUIPMENT	376,362.09	83,358.11	5,745.00	111,769.02	181,234.96	48.15%
OTHER OBJECTS	500,688.75	12,254.00	153.45	45,975.39	442,459.36	88.37%
INSTRUCTION	300,578,628.78	1,180,760.78	22,167,032.22	165,307,150.21	134,090,717.79	44.61%
2100	SUPPORT SERVICES STUDENTS					
SALARIES	14,571,317.60	0.00	1,454,966.61	11,300,845.45	3,270,472.15	22.44%
EMPLOYEE BENEFITS	5,347,775.61	0.00	557,864.48	4,236,950.47	1,110,825.14	20.77%
CONTRACT SERVICES	574,083.85	0.00	4,549.95	46,113.50	527,970.35	91.97%
REPAIRS	1,000.00	0.00	0.00	0.00	1,000.00	100.00%
MISCELLANEOUS	52,317.81	112.64	9,638.13	48,068.20	4,136.97	7.91%
SUPPLIES	207,845.76	1,792.50	1,907.93	76,406.48	129,646.78	62.38%
EQUIPMENT	10,750.00	0.00	0.00	105.99	10,644.01	99.01%
OTHER OBJECTS	49,601.26	0.00	1,399.00	10,714.50	38,886.76	78.40%
SUPPORT SERVICES STUDENTS	20,814,691.89	1,905.14	2,030,326.10	15,719,204.59	5,093,582.16	24.47%
2200	SUPPORT SERVICES INSTRCT STAFF					
SALARIES	12,800,150.99	0.00	1,148,083.78	7,740,366.71	5,059,784.28	39.53%
EMPLOYEE BENEFITS	4,631,152.63	0.00	379,270.36	2,673,769.36	1,957,383.27	42.27%
CONTRACT SERVICES	3,743,336.00	315,102.24	84,296.81	956,455.29	2,471,778.47	66.03%
REPAIRS	7,730.00	0.00	55.00	55.00	7,675.00	99.29%
MISCELLANEOUS	770,849.38	951.10	70,422.12	359,125.31	410,772.97	53.29%
SUPPLIES	1,793,480.18	244,704.98	106,129.10	1,139,794.80	408,980.40	22.80%
EQUIPMENT	1,199,716.76	0.00	0.00	121,910.82	1,077,805.94	89.84%
OTHER OBJECTS	173,194.73	135.26	704.99	5,298.36	167,761.11	96.86%
SUPPORT SERVICES INSTRCT STAFF	25,119,610.67	560,893.58	1,788,962.16	12,996,775.65	11,561,941.44	46.03%
2300	SUPPORT SERVICES DIST GEN ADMN					
SALARIES	2,162,970.60	0.00	168,856.51	1,566,534.57	596,436.03	27.57%
EMPLOYEE BENEFITS	917,859.30	0.00	71,696.82	653,634.74	264,224.56	28.79%
CONTRACT SERVICES	439,014.00	0.00	26,187.66	260,964.84	178,049.16	40.56%
MISCELLANEOUS	159,200.00	2,752.58	3,440.67	52,759.98	103,687.44	65.13%
SUPPLIES	347,742.00	550.00	4,650.95	36,575.95	310,616.05	89.32%
OTHER OBJECTS	51,300.00	0.00	241.59	3,292.76	48,007.24	93.58%
SUPPORT SERVICES DIST GEN ADMN	4,078,085.90	3,302.58	275,074.20	2,573,762.84	1,501,020.48	36.81%

Description	2019-20 Revised Budget	Encumbered Amount	March 2019-20 Monthly Activity	2019-20 FYTD Activity	Unencumbered Balance	Percent Remaining
10 MAINTENANCE & OPERATIONS						
2400 SUPPORT SERVICES SCHOOL ADMIN						
SALARIES	20,149,172.03	0.00	1,790,578.03	15,139,302.08	5,009,869.95	24.86%
EMPLOYEE BENEFITS	7,794,009.27	0.00	685,775.32	5,818,892.92	1,975,116.35	25.34%
CONTRACT SERVICES	0.00	0.00	6,300.63	15,454.62	-15,454.62	0.00%
MISCELLANEOUS	601,901.60	2,384.28	28,142.77	182,654.51	416,862.81	69.26%
SUPPLIES	3,310.00	425.00	916.61	7,658.79	-4,773.79	-144.22%
OTHER OBJECTS	0.00	0.00	0.00	1,786.94	-1,786.94	0.00%
SUPPORT SERVICES SCHOOL ADMIN	28,548,392.90	2,809.28	2,511,713.36	21,165,749.86	7,379,833.76	25.85%
2500 SUPPORT SERVICES BUSINESS						
SALARIES	1,669,083.97	0.00	137,168.40	1,228,503.14	440,580.83	26.40%
EMPLOYEE BENEFITS	696,315.28	0.00	59,520.75	527,899.06	168,416.22	24.19%
CONTRACT SERVICES	37,305.00	0.00	285.00	5,432.87	31,872.13	85.44%
REPAIRS	300.00	0.00	0.00	0.00	300.00	100.00%
MISCELLANEOUS	1,672,580.00	0.00	-41,493.60	1,478,654.82	193,925.18	11.59%
SUPPLIES	27,250.00	106.97	1,546.87	13,821.78	13,321.25	48.89%
EQUIPMENT	790.00	0.00	0.00	203.20	586.80	74.28%
OTHER OBJECTS	10,450.00	0.00	1,295.00	8,753.00	1,697.00	16.24%
SUPPORT SERVICES BUSINESS	4,114,074.25	106.97	158,322.42	3,263,267.87	850,699.41	20.68%
2600 OPERATION/MAINT OF PLANT						
SALARIES	16,740,766.35	0.00	1,361,123.03	12,230,767.73	4,509,998.62	26.94%
EMPLOYEE BENEFITS	6,182,343.14	0.00	540,781.03	4,870,191.03	1,312,152.11	21.22%
CONTRACT SERVICES	167,715.00	5,113.64	45.00	24,876.39	137,724.97	82.12%
REPAIRS	1,077,922.00	18,042.91	103,838.21	865,335.45	194,543.64	18.05%
MISCELLANEOUS	177,350.00	27,064.77	13,670.97	97,914.03	52,371.20	29.53%
SUPPLIES	17,176,355.00	89,692.18	749,247.01	9,170,330.96	7,916,331.86	46.09%
EQUIPMENT	11,693.00	0.00	0.00	2,104.65	9,588.35	82.00%
OTHER OBJECTS	23,100.00	0.00	789.62	15,835.51	7,264.49	31.45%
OPERATION/MAINT OF PLANT	41,557,244.49	139,913.50	2,769,494.87	27,277,355.75	14,139,975.24	34.03%
2700 STUDENT TRANSPORTATION SERVICE						
SALARIES	8,664,077.05	0.00	703,844.24	5,385,997.95	3,278,079.10	37.84%
EMPLOYEE BENEFITS	3,330,315.42	0.00	275,546.45	2,125,443.58	1,204,871.84	36.18%
CONTRACT SERVICES	167,700.00	0.00	2,226.42	155,976.92	11,723.08	6.99%
REPAIRS	22,000.00	1,117.46	2,609.31	22,952.99	-2,070.45	-9.41%
MISCELLANEOUS	113,650.00	211.49	2,392.30	91,617.73	21,820.78	19.20%
SUPPLIES	2,885,010.00	11,311.22	185,674.81	1,104,269.03	1,769,429.75	61.33%
EQUIPMENT	20,000.00	0.00	5,702.64	30,588.56	-10,588.56	-52.94%
OTHER OBJECTS	7,000.00	0.00	695.00	4,187.50	2,812.50	40.18%
STUDENT TRANSPORTATION SERVICE	15,209,752.47	12,640.17	1,178,691.17	8,921,034.26	6,276,078.04	41.26%

Description	2019-20 Revised Budget	Encumbered Amount	March 2019-20 Monthly Activity	2019-20 FYTD Activity	Unencumbered Balance	Percent Remaining
10						
2800						
SALARIES	5,742,043.56	0.00	327,953.50	2,931,858.79	2,810,184.77	48.94%
EMPLOYEE BENEFITS	2,316,358.35	0.00	134,002.97	1,173,246.60	1,143,111.75	49.35%
CONTRACT SERVICES	1,080,510.00	53,657.00	371,270.87	666,276.96	360,576.04	33.37%
REPAIRS	280,000.00	0.00	34,935.00	222,178.28	57,821.72	20.65%
MISCELLANEOUS	415,215.00	5,250.00	35,067.92	245,870.92	164,094.08	39.52%
SUPPLIES	209,239.00	3,127.21	6,341.86	95,201.90	110,909.89	53.01%
EQUIPMENT	2,000.00	0.00	0.00	0.00	2,000.00	100.00%
OTHER OBJECTS	16,369.00	0.00	684.00	1,803.00	14,566.00	88.99%
SUPPORT SERVICES CENTRAL	10,061,734.91	62,034.21	910,256.12	5,336,436.45	4,663,264.25	46.35%
3100						
SALARIES	4,000.00	0.00	0.00	4,600.00	-600.00	-15.00%
EMPLOYEE BENEFITS	1,254.00	0.00	0.00	1,478.44	-224.44	-17.90%
SUPPLIES	0.00	0.00	0.00	-34,293.75	34,293.75	0.00%
FOOD SERVICES	5,254.00	0.00	0.00	-28,215.31	33,469.31	637.03%
3300						
SALARIES	249,140.00	0.00	0.00	333,920.00	-84,780.00	-34.03%
EMPLOYEE BENEFITS	89,010.00	0.00	0.00	107,321.89	-18,311.89	-20.57%
COMMUNITY SERVICES	338,150.00	0.00	0.00	441,241.89	-103,091.89	-30.49%
3600						
SUPPLIES	32,029.25	0.00	0.00	0.00	32,029.25	100.00%
	32,029.25	0.00	0.00	0.00	32,029.25	100.00%
MAINTENANCE & OPERATIONS	450,457,649.51	1,964,366.21	33,789,872.62	262,973,764.06	185,519,519.24	41.18%
21						
1000						
SALARIES	0.00	0.00	101,873.26	531,485.54	-531,485.54	0.00%
EMPLOYEE BENEFITS	0.00	0.00	0.00	30,221.10	-30,221.10	0.00%
CONTRACT SERVICES	2,700,000.00	0.00	18,006.33	151,214.27	2,548,785.73	94.40%
REPAIRS	0.00	0.00	180.00	180.00	-180.00	0.00%
MISCELLANEOUS	0.00	0.00	268,644.48	1,052,925.73	-1,052,925.73	0.00%
SUPPLIES	13,020,000.00	26,475.38	270,756.37	2,010,874.38	10,982,650.24	84.35%
EQUIPMENT	500,000.00	0.00	0.00	15,600.16	484,399.84	96.88%
OTHER OBJECTS	300,000.00	0.00	114.00	37,632.15	262,367.85	87.46%

Description	2019-20 Revised Budget	Encumbered Amount	March 2019-20 Monthly Activity	2019-20 FYTD Activity	Unencumbered Balance	Percent Remaining
21	STUDENT ACTIVITIES FUND					
1000	INSTRUCTION					
INSTRUCTION	16,520,000.00	26,475.38	659,574.44	3,830,133.33	12,663,391.29	76.65%
2200	SUPPORT SERVICES INSTRCT STAFF					
CONTRACT SERVICES	0.00	0.00	-648.00	122.00	-122.00	0.00%
MISCELLANEOUS	0.00	0.00	0.00	199.42	-199.42	0.00%
SUPPORT SERVICES INSTRCT STAFF	0.00	0.00	-648.00	321.42	-321.42	0.00%
2400	SUPPORT SERVICES SCHOOL ADMIN					
SALARIES	0.00	0.00	0.00	8,026.96	-8,026.96	0.00%
EMPLOYEE BENEFITS	0.00	0.00	0.00	752.16	-752.16	0.00%
MISCELLANEOUS	0.00	0.00	0.00	1,406.80	-1,406.80	0.00%
SUPPORT SERVICES SCHOOL ADMIN	0.00	0.00	0.00	10,185.92	-10,185.92	0.00%
3100	FOOD SERVICES					
SUPPLIES	0.00	0.00	0.00	-337.96	337.96	0.00%
FOOD SERVICES	0.00	0.00	0.00	-337.96	337.96	0.00%
STUDENT ACTIVITIES FUND	16,520,000.00	26,475.38	658,926.44	3,840,302.71	12,653,221.91	76.59%
23	NON K-12					
1000	INSTRUCTION					
CONTRACT SERVICES	377.85	0.00	25.36	227.70	150.15	39.74%
INSTRUCTION	377.85	0.00	25.36	227.70	150.15	39.74%
2400	SUPPORT SERVICES SCHOOL ADMIN					
EMPLOYEE BENEFITS	12,389.00	0.00	0.00	0.00	12,389.00	100.00%
SUPPORT SERVICES SCHOOL ADMIN	12,389.00	0.00	0.00	0.00	12,389.00	100.00%
3300	COMMUNITY SERVICES					
SALARIES	8,627,162.75	0.00	650,334.67	4,847,584.45	3,779,578.30	43.81%
EMPLOYEE BENEFITS	2,949,445.43	0.00	212,729.71	1,568,524.00	1,380,921.43	46.82%
CONTRACT SERVICES	129,580.00	0.00	837.00	25,294.54	104,285.46	80.48%
REPAIRS	59,300.00	2,500.00	0.00	522.50	56,277.50	94.90%

Description	2019-20 Revised Budget	Encumbered Amount	March 2019-20 Monthly Activity	2019-20 FYTD Activity	Unencumbered Balance	Percent Remaining
23 3300	NON K-12 COMMUNITY SERVICES					
MISCELLANEOUS	139,900.00	0.00	5,740.68	57,706.54	82,193.46	58.75%
SUPPLIES	717,143.98	4,933.90	37,268.36	300,284.40	411,925.68	57.44%
EQUIPMENT	19,000.00	0.00	112.00	13,906.00	5,094.00	26.81%
OTHER OBJECTS	200,325.57	0.00	198.00	218.00	200,107.57	99.89%
COMMUNITY SERVICES	12,841,857.73	7,433.90	907,220.42	6,814,040.43	6,020,383.40	46.88%
NON K-12	12,854,624.58	7,433.90	907,245.78	6,814,268.13	6,032,922.55	46.93%
=====						
26 3300	Tax Increment COMMUNITY SERVICES					
OTHER OBJECTS	19,290,521.00	0.00	0.00	0.00	19,290,521.00	100.00%
COMMUNITY SERVICES	19,290,521.00	0.00	0.00	0.00	19,290,521.00	100.00%
Tax Increment	19,290,521.00	0.00	0.00	0.00	19,290,521.00	100.00%
=====						
31 5100	DEBT SERVICE DEBT SERVICES					
OTHER OBJECTS	20,940,299.00	0.00	0.00	3,597,768.89	17,342,530.11	82.82%
DEBT SERVICES	20,940,299.00	0.00	0.00	3,597,768.89	17,342,530.11	82.82%
DEBT SERVICE	20,940,299.00	0.00	0.00	3,597,768.89	17,342,530.11	82.82%
=====						
32 1000	CAPITAL OUTLAY INSTRUCTION					
MISCELLANEOUS	0.00	0.00	0.00	-399,195.00	399,195.00	0.00%
SUPPLIES	2,413,760.68	83,992.32	51,826.01	2,381,894.73	-52,126.37	-2.16%
OTHER OBJECTS	0.00	0.00	0.00	1,200.00	-1,200.00	0.00%
INSTRUCTION	2,413,760.68	83,992.32	51,826.01	1,983,899.73	345,868.63	14.33%
=====						
2200	SUPPORT SERVICES INSTRCT STAFF					
SUPPLIES	806,167.75	13,995.12	9,909.46	562,764.88	229,407.75	28.46%
SUPPORT SERVICES INSTRCT STAFF	806,167.75	13,995.12	9,909.46	562,764.88	229,407.75	28.46%

Description	2019-20 Revised Budget	Encumbered Amount	March 2019-20 Monthly Activity	2019-20 FYTD Activity	Unencumbered Balance	Percent Remaining
32 CAPITAL OUTLAY						
2300 SUPPORT SERVICES DIST GEN ADMN						
MISCELLANEOUS	0.00	0.00	0.00	2,500.00	-2,500.00	0.00%
OTHER OBJECTS	245,000.00	0.00	163,086.60	163,086.60	81,913.40	33.43%
SUPPORT SERVICES DIST GEN ADMN	245,000.00	0.00	163,086.60	165,586.60	79,413.40	32.41%
2600 OPERATION/MAINT OF PLANT						
SALARIES	45,000.00	0.00	178.92	13,095.59	31,904.41	70.90%
EMPLOYEE BENEFITS	0.00	0.00	56.90	3,975.58	-3,975.58	0.00%
CONTRACT SERVICES	5,000.00	0.00	0.00	1,140.00	3,860.00	77.20%
REPAIRS	10,000.00	0.00	165.01	2,892.77	7,107.23	71.07%
MISCELLANEOUS	16,400.00	0.00	3,698.92	8,297.98	8,102.02	49.40%
SUPPLIES	13,200.00	0.00	1,910.93	5,623.53	7,576.47	57.40%
OTHER OBJECTS	68,000.00	0.00	285.00	1,270.00	66,730.00	98.13%
OPERATION/MAINT OF PLANT	157,600.00	0.00	6,295.68	36,295.45	121,304.55	76.97%
4000 FACILITIES AQUISITION & CONSTR						
SALARIES	478,501.00	0.00	36,953.55	339,072.19	139,428.81	29.14%
EMPLOYEE BENEFITS	208,674.88	0.00	15,122.80	138,234.03	70,440.85	33.76%
FACILITIES AQUISITION & CONSTR	687,175.88	0.00	52,076.35	477,306.22	209,869.66	30.54%
4100 SITE ACQUISITION SERVICES						
CONTRACT SERVICES	37,000.00	0.00	0.00	0.00	37,000.00	100.00%
EQUIPMENT	8,596,910.00	0.00	0.00	8,596,890.00	20.00	0.00%
SITE ACQUISITION SERVICES	8,633,910.00	0.00	0.00	8,596,890.00	37,020.00	0.43%
4200 SITE IMPROVEMENT SERVICES						
EQUIPMENT	19,825,157.53	5,445,106.34	866,985.92	12,528,518.55	1,851,532.64	9.34%
SITE IMPROVEMENT SERVICES	19,825,157.53	5,445,106.34	866,985.92	12,528,518.55	1,851,532.64	9.34%
4300 ARCHITECTURAL & ENGINEERING						
EQUIPMENT	77,823,296.93	32,593,406.37	6,493,875.61	32,909,305.54	12,320,585.02	15.83%
ARCHITECTURAL & ENGINEERING	77,823,296.93	32,593,406.37	6,493,875.61	32,909,305.54	12,320,585.02	15.83%

Description	2019-20 Revised Budget	Encumbered Amount	March 2019-20 Monthly Activity	2019-20 FYTD Activity	Unencumbered Balance	Percent Remaining
32 CAPITAL OUTLAY						
4400 BUILDING REPAIRS & REMODELING						
EQUIPMENT	7,986,779.03	1,494,152.53	449,726.84	3,018,721.37	3,473,905.13	43.50%
BUILDING REPAIRS & REMODELING	7,986,779.03	1,494,152.53	449,726.84	3,018,721.37	3,473,905.13	43.50%
4500 BUILDING ACQUISITION/CONSTRUCT						
CONTRACT SERVICES	0.00	0.00	0.00	10,750.00	-10,750.00	0.00%
MISCELLANEOUS	15,816.01	0.00	0.00	6,750.65	9,065.36	57.32%
SUPPLIES	961,012.98	114,930.14	-6,801.13	756,448.50	89,634.34	9.33%
EQUIPMENT	11,852,326.88	1,214,242.97	210,524.46	5,593,891.63	5,044,192.28	42.56%
BUILDING ACQUISITION/CONSTRUCT	12,829,155.87	1,329,173.11	203,723.33	6,367,840.78	5,132,141.98	40.00%
4600 BUILDING IMPROVEMENT SERVICES						
SUPPLIES	0.00	34,532.97	12,544.44	50,099.50	-84,632.47	0.00%
EQUIPMENT	1,557,356.01	147,240.34	42,976.62	875,865.86	534,249.81	34.30%
BUILDING IMPROVEMENT SERVICES	1,557,356.01	181,773.31	55,521.06	925,965.36	449,617.34	28.87%
4700 DATA PROCESSING						
SUPPLIES	0.00	20,772.00	4,890.00	117,368.93	-138,140.93	0.00%
EQUIPMENT	1,190,000.00	47,981.00	1,189.00	202,893.28	939,125.72	78.92%
DATA PROCESSING	1,190,000.00	68,753.00	6,079.00	320,262.21	800,984.79	67.31%
4800 VEHICLES						
EQUIPMENT	3,261,702.00	34,995.23	81,981.09	1,816,002.83	1,410,703.94	43.25%
VEHICLES	3,261,702.00	34,995.23	81,981.09	1,816,002.83	1,410,703.94	43.25%
4900 OTHER FACILITIES						
REPAIRS	82,000.00	56,898.44	6,791.93	53,610.34	-28,508.78	-34.77%
OTHER FACILITIES	82,000.00	56,898.44	6,791.93	53,610.34	-28,508.78	-34.77%
5100 DEBT SERVICES						
OTHER OBJECTS	478,081.00	0.00	0.00	270,000.00	208,081.00	43.52%
DEBT SERVICES	478,081.00	0.00	0.00	270,000.00	208,081.00	43.52%

Description	2019-20 Revised Budget	Encumbered Amount	March 2019-20 Monthly Activity	2019-20 FYTD Activity	Unencumbered Balance	Percent Remaining
32 0000	CAPITAL OUTLAY S T E M					
CAPITAL OUTLAY	137,977,142.68	41,302,245.77	8,447,878.88	70,032,969.86	26,641,927.05	19.31%
=====						
51 1000	SCHOOL FOODS INSTRUCTION					
CONTRACT SERVICES	231.00	0.00	19.25	154.00	77.00	33.33%
INSTRUCTION	231.00	0.00	19.25	154.00	77.00	33.33%
=====						
3100	FOOD SERVICES					
SALARIES	7,661,123.48	0.00	735,349.13	5,221,960.41	2,439,163.07	31.84%
EMPLOYEE BENEFITS	2,826,738.88	0.00	241,998.37	1,742,729.65	1,084,009.23	38.35%
CONTRACT SERVICES	348,280.00	0.00	22,558.69	144,653.36	203,626.64	58.47%
MISCELLANEOUS	87,200.00	0.08	729.81	18,959.76	68,240.16	78.26%
SUPPLIES	10,251,750.00	68,450.88	692,389.17	7,344,479.63	2,838,819.49	27.69%
EQUIPMENT	900,000.00	77,836.32	34,841.15	76,818.71	745,344.97	82.82%
OTHER OBJECTS	1,372,978.00	0.00	0.00	138.50	1,372,839.50	99.99%
FOOD SERVICES	23,448,070.36	146,287.28	1,727,866.32	14,549,740.02	8,752,043.06	37.33%
=====						
SCHOOL FOODS	23,448,301.36	146,287.28	1,727,885.57	14,549,894.02	8,752,120.06	37.33%
=====						
60 2800	HEALTH & ACCIDENT SELF INSURED SUPPORT SERVICES CENTRAL					
EMPLOYEE BENEFITS	39,125,650.00	0.00	3,491,068.16	26,670,714.92	12,454,935.08	31.83%
CONTRACT SERVICES	2,973,600.00	31,200.00	-242,927.25	1,128,102.37	1,814,297.63	61.01%
REPAIRS	100.00	0.00	0.00	0.00	100.00	100.00%
MISCELLANEOUS	5,200.00	0.00	29.15	2,663.05	2,536.95	48.79%
SUPPLIES	3,300.00	0.00	0.00	661.46	2,638.54	79.96%
SUPPORT SERVICES CENTRAL	42,107,850.00	31,200.00	3,248,170.06	27,802,141.80	14,274,508.20	33.90%
=====						
HEALTH & ACCIDENT SELF INSURED	42,107,850.00	31,200.00	3,248,170.06	27,802,141.80	14,274,508.20	33.90%
=====						
75 1000	FOUNDATION INSTRUCTION					
CONTRACT SERVICES	66.00	0.00	5.50	44.00	22.00	33.33%
INSTRUCTION	66.00	0.00	5.50	44.00	22.00	33.33%

Description	2019-20 Revised Budget	Encumbered Amount	March 2019-20 Monthly Activity	2019-20 FYTD Activity	Unencumbered Balance	Percent Remaining
75 1400	FOUNDATION INSTRUCTION					
SUPPLIES	171,000.00	0.00	0.00	0.00	171,000.00	100.00%
INSTRUCTION	171,000.00	0.00	0.00	0.00	171,000.00	100.00%
2200	SUPPORT SERVICES INSTRCT STAFF					
MISCELLANEOUS	16,000.00	0.00	0.00	0.00	16,000.00	100.00%
SUPPORT SERVICES INSTRCT STAFF	16,000.00	0.00	0.00	0.00	16,000.00	100.00%
3300	COMMUNITY SERVICES					
SALARIES	267,669.90	0.00	14,243.02	152,939.91	114,729.99	42.86%
EMPLOYEE BENEFITS	87,469.32	0.00	5,647.27	64,250.34	23,218.98	26.55%
CONTRACT SERVICES	1,750.00	0.00	0.00	0.00	1,750.00	100.00%
MISCELLANEOUS	5,430.00	0.00	84.35	2,533.03	2,896.97	53.35%
SUPPLIES	1,373,847.00	0.00	509.67	-91,487.16	1,465,334.16	106.66%
OTHER OBJECTS	2,114.00	0.00	0.00	4,882.67	-2,768.67	-130.97%
COMMUNITY SERVICES	1,738,280.22	0.00	20,484.31	133,118.79	1,605,161.43	92.34%
6500	OTHER FOUNDATION PROGRAMS					
EQUIPMENT	94,000.00	0.00	0.00	0.00	94,000.00	100.00%
OTHER FOUNDATION PROGRAMS	94,000.00	0.00	0.00	0.00	94,000.00	100.00%
8000	5K FUN RUN					
CONTRACT SERVICES	15,000.00	0.00	480.00	4,320.00	10,680.00	71.20%
MISCELLANEOUS	1,000.00	0.00	0.00	8,737.95	-7,737.95	-773.80%
SUPPLIES	0.00	0.00	0.00	111,081.76	-111,081.76	0.00%
OTHER OBJECTS	10,500.00	0.00	0.00	1,150.00	9,350.00	89.05%
5K FUN RUN	26,500.00	0.00	480.00	125,289.71	-98,789.71	-372.79%
8100	OTHER FOUNDATION PROGRAMS					
MISCELLANEOUS	1,000.00	0.00	0.00	0.00	1,000.00	100.00%
SUPPLIES	0.00	0.00	0.00	17,326.95	-17,326.95	0.00%
OTHER FOUNDATION PROGRAMS	1,000.00	0.00	0.00	17,326.95	-16,326.95	-1,632.70%

Description	2019-20 Revised Budget	Encumbered Amount	March 2019-20 Monthly Activity	2019-20 FYTD Activity	Unencumbered Balance	Percent Remaining
75 FOUNDATION						
8200 AEROSPACE PROGRAM						
CONTRACT SERVICES	20,000.00	0.00	1,156.00	2,593.21	17,406.79	87.03%
REPAIRS	4,500.00	0.00	0.00	0.00	4,500.00	100.00%
MISCELLANEOUS	30,000.00	0.00	82.08	3,514.86	26,485.14	88.28%
SUPPLIES	25,000.00	0.00	26,202.94	601,498.19	-576,498.19	-2,305.99%
OTHER OBJECTS	0.00	0.00	405.00	1,615.00	-1,615.00	0.00%
AEROSPACE PROGRAM	79,500.00	0.00	27,846.02	609,221.26	-529,721.26	-666.32%
8300 CHALLENGE RACE						
CONTRACT SERVICES	0.00	0.00	0.00	816.57	-816.57	0.00%
SUPPLIES	0.00	0.00	4,422.07	39,961.24	-39,961.24	0.00%
CHALLENGE RACE	0.00	0.00	4,422.07	40,777.81	-40,777.81	0.00%
8400 OTHER FOUNDATION PROGRAMS						
CONTRACT SERVICES	0.00	0.00	942.18	6,127.18	-6,127.18	0.00%
MISCELLANEOUS	0.00	0.00	2,009.64	24,421.03	-24,421.03	0.00%
SUPPLIES	0.00	0.00	7,582.81	56,506.91	-56,506.91	0.00%
EQUIPMENT	0.00	0.00	0.00	15,863.00	-15,863.00	0.00%
OTHER OBJECTS	0.00	0.00	30.00	1,030.00	-1,030.00	0.00%
OTHER FOUNDATION PROGRAMS	0.00	0.00	10,564.63	103,948.12	-103,948.12	0.00%
8500 MUSIC PROGRAM						
CONTRACT SERVICES	0.00	0.00	1,700.00	2,159.27	-2,159.27	0.00%
MISCELLANEOUS	0.00	0.00	0.00	14,117.29	-14,117.29	0.00%
SUPPLIES	0.00	0.00	5,429.31	27,939.83	-27,939.83	0.00%
MUSIC PROGRAM	0.00	0.00	7,129.31	44,216.39	-44,216.39	0.00%
8600 OTHER FOUNDATION PROGRAMS						
CONTRACT SERVICES	50,000.00	0.00	0.00	0.00	50,000.00	100.00%
MISCELLANEOUS	0.00	0.00	731.29	3,786.69	-3,786.69	0.00%
SUPPLIES	41,000.00	1,327.89	1,926.61	12,973.04	26,699.07	65.12%
EQUIPMENT	101,000.00	0.00	0.00	0.00	101,000.00	100.00%
OTHER FOUNDATION PROGRAMS	192,000.00	1,327.89	2,657.90	16,759.73	173,912.38	90.58%
8700 DOKAS CLASS						
SUPPLIES	0.00	0.00	880.94	8,941.68	-8,941.68	0.00%
DOKAS CLASS	0.00	0.00	880.94	8,941.68	-8,941.68	0.00%

Description	2019-20 Revised Budget	Encumbered Amount	March 2019-20 Monthly Activity	2019-20 FYTD Activity	Unencumbered Balance	Percent Remaining
75 FOUNDATION						
8800 LLOYDS CLASS						
CONTRACT SERVICES	0.00	0.00	538.00	538.00	-538.00	0.00%
MISCELLANEOUS	0.00	0.00	8.80	8.80	-8.80	0.00%
SUPPLIES	0.00	0.00	1,232.44	7,333.59	-7,333.59	0.00%
LLOYDS CLASS	0.00	0.00	1,779.24	7,880.39	-7,880.39	0.00%
8900 SANDER'S CLASS						
SUPPLIES	0.00	0.00	1,591.63	8,403.08	-8,403.08	0.00%
OTHER OBJECTS	0.00	0.00	0.00	69.95	-69.95	0.00%
SANDER'S CLASS	0.00	0.00	1,591.63	8,473.03	-8,473.03	0.00%
9900						
CONTRACT SERVICES	0.00	0.00	0.00	-358.10	358.10	0.00%
MISCELLANEOUS	0.00	0.00	0.00	-108.90	108.90	0.00%
SUPPLIES	0.00	0.00	0.00	-4,589.59	4,589.59	0.00%
OTHER OBJECTS	0.00	0.00	0.00	-50.00	50.00	0.00%
	0.00	0.00	0.00	-5,106.59	5,106.59	0.00%
FOUNDATION	2,318,346.22	1,327.89	77,841.55	1,110,891.27	1,206,127.06	52.03%
Grand Expense Totals	725,914,734.35	43,479,336.43	48,857,820.90	390,722,000.74	291,713,397.18	40.19%

Number of Accounts: 29465

***** End of report *****

JORDAN SCHOOL DISTRICT

FUND 10 - GENERAL FUND

STATEMENT OF REVENUES, EXPENDITURES AND CHANGES IN FUND BALANCES

	Actual 2017-18	Actual 2018-19	Original 2019-20	Amended 2019-20	Change 2019-20
REVENUES					
Local Sources	\$ 82,972,954	\$ 94,081,679	\$ 101,876,706	\$ 111,919,961	\$ 10,043,255
State Sources	243,418,338	259,198,470	282,807,277	288,355,953	5,548,676
Federal Sources	15,940,313	15,817,336	19,712,037	24,372,409	4,660,372
Total Revenues	<u>342,331,605</u>	<u>369,097,485</u>	<u>404,396,020</u>	<u>424,648,323</u>	<u>20,252,303</u>
EXPENDITURES					
Instruction	222,472,021	248,026,488	325,997,074	308,799,935	(17,197,139)
Support Services					
Students	16,788,155	20,345,993	24,243,962	27,324,922	3,080,960
Instructional Staff	15,229,615	16,215,233	20,408,059	25,726,533	5,318,474
General District Administration	2,654,550	3,360,698	3,490,289	3,698,383	208,094
School Administration	23,252,337	25,330,282	28,385,424	28,580,103	194,679
Business	3,082,345	3,467,728	4,045,716	4,119,042	73,326
Operation & Maintenance of Facilities	34,514,029	34,500,956	41,326,366	41,682,667	356,301
Student Transportation	11,998,090	12,889,990	15,219,307	15,205,752	(13,555)
Personnel, Planning and Data Processing	7,131,457	7,416,214	7,981,870	8,174,936	193,066
Total Expenditures	<u>337,122,599</u>	<u>371,553,582</u>	<u>471,098,067</u>	<u>463,312,274</u>	<u>(7,785,793)</u>
Excess (Deficiency) of Revenues Over Expenditures	5,209,006	(2,456,097)	(66,702,047)	(38,663,951)	28,038,096
Other Financing Sources (Uses)					
Interfund Transfer In	-	2,384,556	-	-	
Interfund Transfer Out	(221,594)	(274,634)	(255,000)	(215,109)	-
Fund Balance, Beginning of Year	<u>158,136,993</u>	<u>163,124,405</u>	<u>162,778,230</u>	<u>162,778,230</u>	<u>-</u>
Ending Fund Balance	<u>\$ 163,124,405</u>	<u>\$ 162,778,230</u>	<u>\$ 95,821,183</u>	<u>\$ 123,899,170</u>	<u>\$ -</u>
FUND BALANCE					
Nonspendable					
Inventories	\$ 904,430	\$ 1,029,193	\$ -	\$ -	\$ -
Restricted for					
Programs	6,256,538	5,533,034	-	-	-
Committed to					
Contractual Obligations	1,257,302	3,243,064	-	-	-
Economic Stabilization	18,200,000	19,800,000	-	-	-
Compensated Absences	3,887,954	4,201,347	-	-	-
Retiree Benefits	43,223,884	38,119,984	-	-	-
West Jordan Feeder	3,403,027	2,330,261	-	-	-
Educator Grants	11,000,000	7,947,828	-	-	-
Assigned to					
Educational Programs	6,284,355	6,227,246	-	-	-
Personnel	36,068,014	42,398,492	-	-	-
Unassigned	<u>32,638,901</u>	<u>31,947,781</u>	<u>-</u>	<u>-</u>	<u>-</u>
Total Fund Balance	<u>\$ 163,124,405</u>	<u>\$ 162,778,230</u>	<u>\$ -</u>	<u>\$ -</u>	<u>\$ -</u>



7387 S. Campus View Drive
West Jordan, Utah 84084
www.jordandistrict.org

Board of Education
Bryce Dunford, President
Tracy J. Miller, Vice President
Matthew Young, Secretary
Jen Atwood, Member
Marilyn Richards, Member
Darrell Robinson, Member
Janice L. Voorhies, Member

Officers
Patrice A. Johnson, Superintendent of Schools
John Larsen, Business Administrator

Revised 5-26-20

**ANNUAL MEETING SCHEDULE OF
THE BOARD OF EDUCATION OF JORDAN SCHOOL DISTRICT
STATE OF UTAH
2019-20**

Regular Board Meetings (Fourth Tuesday)

*Study Session – 4:00 p.m.**

Regular Board Meeting – 6:30 p.m.

July 30, 2019 ¹

August 27, 2019

September 24, 2019

October 29, 2019 ²

November 26, 2019

December 10, 2019 ³

January 28, 2020

February 25, 2020

March 31, 2020 ⁴

April 28, 2020

May 26, 2020

June 23, 2020 ~~June 9~~ – Budget Hearing ⁵

Summer Retreat

July 18, 2019

8:00 a.m. – 4:00 p.m.

8690 W. Park Street, Copperton, UT

Study Sessions (Second Tuesday)

*Study Session – 4:00 p.m.**

August 13, 2019

September 10, 2019

October 8, 2019

November 12, 2019

January 14, 2020

February 11, 2020

March 10, 2020

April 14, 2020

May 12, 2020

Parent University

*7:00 p.m. – School Media Center
Locations TBD*

Thursday September 19, 2019

Thursday November 21, 2019

Thursday February 18, 2020

~~Thursday April 23, 2020~~

Unless otherwise noted, meetings will be held at the Jordan Academy for Technology and Careers South (JATC South) located at 12723 S. Park Avenue, Riverton, Utah.

* The Board reserves the right to change the start time of meetings when necessary to accommodate the work of the Board.

¹ July 30 – business meeting on fifth Tuesday to accommodate Pioneer Day holiday celebration on July 24th

² October 29 – business meeting on fifth Tuesday to accommodate Fall Recess on October 22nd

³ December 10 – business meeting on second Tuesday to accommodate holidays

⁴ March 31 – business meeting on fifth Tuesday to accommodate political party caucus night on March 24, 2020.

⁵ **June 23** ~~June 9~~ – Budget Hearing starting at 6:00 p.m.

JORDAN SCHOOL DISTRICT
Payroll 
APRIL 2020

Gross Payroll	\$	23,650,672.76
Net Pay Deposit	\$	17,211,224.24
Deductions through Accounts Payable		
Payday	Federal Tax Deposit	\$ 1,765,211.06
Payday	FICA Tax Withheld	\$ 1,391,321.10
Payday	Medicare Tax Withheld	\$ 325,389.68
Total Accounts Payable	\$	3,481,921.84
Deduction ACH	\$	370,490.34
Deductions through Accounts Payable	\$	1,189,227.45
Deductions - Insurance Journal Entry	\$	712,556.30
Deductions - Flexible Spending money wired	\$	95,889.29
Deductions - URS	\$	436,121.87
Deductions - TSA	\$	143,790.11
Federal Tax Withheld	\$	5,342.81
FICA Tax Withheld	\$	3,410.79
Medicare Tax Withheld	\$	797.70
HSA Refund		(100.00)
		0.02
Total Transfer to Payroll Account	\$	17,581,714.58
Total Transfer to Accounts Payable	\$	6,068,958.18
Total Deposits	\$	23,650,672.76

-

Sarah Palmer
 Director of Payroll

June LeMaster
 Executive Director, Human Resources

John Larsen
 Business Administrator

JORDAN SCHOOL DISTRICT
APRIL 2020 EXPENDITURES PRESENTED TO THE BOARD OF EDUCATION
May 26, 2020

DESCRIPTION	VENDOR	AMOUNT
ASSOCIATION DUES	AMERICAN FEDERATION OF TEACHERS	\$ 311.16
ASSOCIATION DUES	JORDAN EDUCATION ASSOCIATION	43,900.92
ASSOCIATION DUES	UTAH SCHOOL EMPLOYEES ASSOCIATION	8,172.07
ATTORNEY FEES	BURBIDGE & WHITE	9,004.20
ATTORNEY FEES	FABIAN VANCOTT	14,482.56
CANCER INSURANCE	AFLAC GROUP INSURANCE	21,518.55
CDL/PHYSICAL RENEWALS	FIRSTMED CENTRAL LLC	35.00
COMPUTER EQUIPMENT	APPLE COMPUTER INC	71,929.00
COMPUTER EQUIPMENT	CORE TECHNOLOGIES LLC	2,565.60
COMPUTER EQUIPMENT	DOSSIER SYSTEMS INC	840.00
COMPUTER EQUIPMENT	SPHERO INC	2,500.00
COMPUTER EQUIPMENT	TROXELL COMMUNICATIONS INC	30,537.58
COMPUTER EQUIPMENT	VLCM	76,680.00
CONSTRUCTION EXPENSE	APPLIED GEOTECHNICAL ENGINEERING CONS.	7,851.75
CONSTRUCTION EXPENSE	BUD MAHAS CONSTRUCTION	3,051,400.00
CONSTRUCTION EXPENSE	E CUBE INC	1,770.80
CONSTRUCTION EXPENSE	GREAT BASIN ENGINEERING INC	1,273.10
CONSTRUCTION EXPENSE	HUGHES GENERAL CONTRACTORS INC	1,619,542.27
CONSTRUCTION EXPENSE	MHTN ARCHITECTS INC	12,240.00
CONSTRUCTION EXPENSE	NJRA ARCHITECTS INC	37,294.77
CONSTRUCTION EXPENSE	SOUTH VALLEY SEWER DISTRICT	46,839.06
CONSTRUCTION EXPENSE	STATE OF UTAH	8,881.42
CONSTRUCTION EXPENSE	UTAH NEW VISION CONSTRUCTION LLC	1,000.00
CONSTRUCTION EXPENSE	UTAH TILE AND ROOFING INC	400.22
CONSTRUCTION EXPENSE	VALENTINER CRANE BRUNJES ONYON	81,963.44
CONTRACT SERVICES - BUILDINGS	BECKS SANITATION	2,400.00
CONTRACT SERVICES - BUILDINGS	NUVEK LLC	450.00
CONTRACT SERVICES - BUILDINGS	REPUBLIC SERVICES INC #864	53.70
CONTRACT SERVICES - BUILDINGS	RIVERTON HARDWARE AND LUMBER	42.19
CONTRACT SERVICES - BUILDINGS	STATE FIRE SALES AND SERVICE	27,121.49
CONTRACT SERVICES - BUILDINGS	STEPSAVERS INC	162.54
CONTRACT SERVICES - BUILDINGS	TAYLOR BROTHERS OF UTAH INC	337.50
CONTRACT SERVICES - BUILDINGS	UNIFIRST CORPORATION	205.26
CONTRACT SERVICES - EQUIPMENT	A ONE FITNESS	1,785.00
CONTRACT SERVICES - EQUIPMENT	COLUMBUS SECURE DOCUMENT SOLUTIONS	172.09
CONTRACT SERVICES - EQUIPMENT	FILTER TECHNOLOGIES	2,750.00
CONTRACT SERVICES - EQUIPMENT	GENERATION SYSTEMS INC	4,347.79
CONTRACT SERVICES - EQUIPMENT	MHI SERVICE INC	20,876.65
CONTRACT SERVICES - EQUIPMENT	MISTER CAR WASH	108.00
CONTRACT SERVICES - EQUIPMENT	MOBILE MINI INC	365.00
CONTRACT SERVICES - EQUIPMENT	PEAK ALARM	820.00
CONTRACT SERVICES - EQUIPMENT	THYSSENKRUPP ELEVATOR CORP	3,907.40
CONTRACT SERVICES - EQUIPMENT	UTAH CONTROLS INC	265.00
CONTRACT SERVICES - EQUIPMENT	VLCM	34,935.00
CONTRACT SERVICES - EQUIPMENT	YESCO LLC	1,343.00
CONTRACT SERVICES - GROUNDS	KELLY ROESTENBURG	4,955.12
CONTRACT SERVICES - GROUNDS	MCDERMOTT ENTERPRISES LTD	1,836.81
CONTRACT SERVICES DATA PROCESS	UTAH EDUCATION NETWORK	3,363.67
CONTRACTED SERVICES	ABOVE THE BEST LEADERSHIP TRAINING	3,000.00
CONTRACTED SERVICES	AIRGAS INTERMOUNTAIN	471.19
CONTRACTED SERVICES	ALDA E GONCALVES	275.00
CONTRACTED SERVICES	ALISSA DEGREEF	75.00
CONTRACTED SERVICES	ALL POINTS WIRELESS	1,575.00
CONTRACTED SERVICES	AMERICAN SHREDDING	124.90
CONTRACTED SERVICES	AMERICAN SIGN LANGUAGE	592.00
CONTRACTED SERVICES	ARAMARK CORP	77.70
CONTRACTED SERVICES	ARTS INC	1,750.00
CONTRACTED SERVICES	AUSTIN QUINNEY	150.00

DESCRIPTION	VENDOR	AMOUNT
CONTRACTED SERVICES	BLOMQUIST AND HALE CONSULTING	11,620.60
CONTRACTED SERVICES	BYU YOUNG COMPANY	350.00
CONTRACTED SERVICES	CELICIA SALINAS	50.00
CONTRACTED SERVICES	CERTIFIED SHRED INC	59.00
CONTRACTED SERVICES	CINTAS #180 UNIFORMS	120.00
CONTRACTED SERVICES	CLAUDIA A MAGO DE VILLARREAL	175.00
CONTRACTED SERVICES	CULLIGAN WATER CONDITIONING	34.95
CONTRACTED SERVICES	DEVYN WARBURTON	100.00
CONTRACTED SERVICES	GOLDEN GATE MOVEMENT	275.00
CONTRACTED SERVICES	GREEN HOUSE CENTER FOR GROWTH AND LEARNING	700.00
CONTRACTED SERVICES	HARMONY HOME HEALTH SERVICES LLC	68,859.75
CONTRACTED SERVICES	HIGHLAND SPRINGS SPECIALTY CLINIC	1,322.20
CONTRACTED SERVICES	INLAY INSIGHTS LLC	7,500.00
CONTRACTED SERVICES	INTERNATIONAL BACCALAUREATE ORG	9,500.00
CONTRACTED SERVICES	ISABELLA DAWN KING	600.00
CONTRACTED SERVICES	IVY LANE PEDIATRICS, INC	24,365.95
CONTRACTED SERVICES	JENNIFER VILLALPANDO	68.75
CONTRACTED SERVICES	JONATHAN MARTIN JOB	50.00
CONTRACTED SERVICES	JW CONSULTING	5,015.00
CONTRACTED SERVICES	KEYLA MARIA MYERS	204.17
CONTRACTED SERVICES	KREBS, LUCIA	19.73
CONTRACTED SERVICES	LIFE LAUNCH CENTERS OF SOUTH SALT LAKE	1,000.00
CONTRACTED SERVICES	LINGUISTICA INTERNATIONAL	2,374.43
CONTRACTED SERVICES	LUIS MIGUEL MORENO	137.50
CONTRACTED SERVICES	MAXIM HEALTHCARE SERVICES INC	7,136.36
CONTRACTED SERVICES	MEDICAL STAFFING NETWORK	25,093.75
CONTRACTED SERVICES	MINH NGUYEN	87.50
CONTRACTED SERVICES	MONARCH FAMILY COUNSELING	400.00
CONTRACTED SERVICES	MOUNTAIN AMERICA EXPO CTR	3,108.00
CONTRACTED SERVICES	MOUNTAIN VIEW FAMILY THERAPY	400.00
CONTRACTED SERVICES	MULTI CULTURAL COUNSELING CENTER LLC	550.00
CONTRACTED SERVICES	NUCO2 LLC	86.00
CONTRACTED SERVICES	PATRICE H ISABELLA	315.00
CONTRACTED SERVICES	PUBLIC OPINIONS SOUNDSTAGE	425.00
CONTRACTED SERVICES	QUADIENT INC	426.74
CONTRACTED SERVICES	QUINN ROLLINS	800.00
CONTRACTED SERVICES	REACH COUNSELING LLC	600.00
CONTRACTED SERVICES	RIVERSIDE INSIGHTS	855.00
CONTRACTED SERVICES	SAMBA FOGO	400.00
CONTRACTED SERVICES	SANTIAGO MIRANDA AGUILAR	181.25
CONTRACTED SERVICES	SHRED IT USA LLC	80.03
CONTRACTED SERVICES	SILVIA YANAQUI	100.00
CONTRACTED SERVICES	SOUTH POINT COUNSELING SERVICES	3,700.00
CONTRACTED SERVICES	SOUTHERN UTAH UNIVERSITY	2,898.00
CONTRACTED SERVICES	SUNCREST COUNSELING PC	425.00
CONTRACTED SERVICES	SWANK MOTION PICTURES INC	180.00
CONTRACTED SERVICES	THE CORE COLLABORATIVE INC	5,702.50
CONTRACTED SERVICES	THE DATA CENTER	625.80
CONTRACTED SERVICES	TOMASA ACOSTA	200.00
CONTRACTED SERVICES	UNIFIED FIRE AUTHORITY	23,867.00
CONTRACTED SERVICES	UTAH ASSOC FOR GIFTED CHILDREN	334.00
CONTRACTED SERVICES	UTAH TRANSIT AUTHORITY	249.06
CONTRACTED SERVICES	VALLEY HIGH	150.00
CONTRACTED SERVICES	VAUN DELAHUNTY	-150.00
CONTRACTED SERVICES	VICTORIA GRACE RIGGAN	50.00
CONTRACTED SERVICES	WORKFORCEQA LLC	665.00
CONTRACTED SERVICES	WYLDER K SAM FONG	75.00
CONTRACTED SOFTWARE	CRANDALL, KATHRYN	89.95
CONTRACTED SOFTWARE	DAVIS DEMOGRAPHICS AND PLANNING INC	3,300.00
CONTRACTED SOFTWARE	EXPLORE LEARNING	2,965.00
CONTRACTED SOFTWARE	FRONTLINE EDUCATION	13,684.50

DESCRIPTION	VENDOR	AMOUNT
CONTRACTED SOFTWARE	HILLARY, BETHANY	80.00
CONTRACTED SOFTWARE	INSTRUCTURE INC	16,000.00
CONTRACTED SOFTWARE	NEWSELA INC	1,500.00
CONTRACTED SOFTWARE	OQUIRRH HILLS MIDDLE	223.81
CONTRACTED SOFTWARE	SKYWARD INC	395,788.00
DAIRY PRODUCTS	MEADOW GOLD DAIRIES	45,379.67
DISABILITY INSURANCE	JORDAN SCHOOL DISTRICT	56,643.52
DRUG TESTING	WORKFORCEQA LLC	1,910.00
EDUCATIONAL FIELD TRIPS	COPPER HILLS HIGH	870.00
EDUCATIONAL FIELD TRIPS	FORT HERRIMAN MIDDLE	7,206.70
EDUCATIONAL FIELD TRIPS	MALOY, AMANDA	74.49
ELECTRICITY	ROCKY MTN POWER	520,015.76
EMIA INS DIRECT	UIEBT 401 K	1,340.89
EMPLOYEE PREMIUM	DENTAL SELECT	96,148.90
EMPLOYEE PREMIUM	JORDAN SCHOOL DISTRICT	709,464.08
EQUIPMENT	ALAMO MUSIC CENTER	695.00
EQUIPMENT	ANIXTER	6,211.40
EQUIPMENT	BELL JANITORIAL SUPPLY LLC	82,390.00
EQUIPMENT	BRADY INDUSTRIES LLC	8,976.16
EQUIPMENT	BSN SPORTS INC	5,375.94
EQUIPMENT	CHICK AND JACK REPAIR AND DISTRIBUTING	1,755.24
EQUIPMENT	DEERE AND COMPANY AG AND TURF CORP	31,605.61
EQUIPMENT	FORTRESS SYSTEMS INTERNATIONAL, INC	4,041.00
EQUIPMENT	HYLON KOBURN CHEM HY KO	11,170.80
EQUIPMENT	IMAGING CONCEPTS OF NORTHERN UTAH	8,531.00
EQUIPMENT	LEGACY WOODWORKING MACHINERY	42,690.00
EQUIPMENT	MIDWEST COMMERCIAL INTERIORS	13,427.70
EQUIPMENT	NAPA AUTO PARTS	628.81
EQUIPMENT	RIVERTON MUSIC	3,890.00
EQUIPMENT	SALT LAKE AUTO PAINT AND GLASS	824.59
EQUIPMENT	STAFFORD SMITH INC	2,962.00
EQUIPMENT	SUMMERHAYS MUSIC COMPANY	38,222.70
EQUIPMENT	TAYLOR MUSIC INC	1,711.00
EQUIPMENT	UNIVERSAL ATHLETIC	4,460.64
EQUIPMENT RENTAL	HONEY BUCKET	847.29
EQUIPMENT REPAIR	ANN KINANE	1,205.00
EQUIPMENT REPAIR	D AND S NGV SERVICES	992.72
EQUIPMENT REPAIR	DILLON TOYOTA LIFT	8,304.00
EQUIPMENT REPAIR	NORCO INC	1,588.48
EQUIPMENT REPAIR	RAINBOW NEON SIGN COMPANY	75.00
EQUIPMENT REPAIR	ROBS MACHINERY REPAIR LLC	3,154.29
EQUIPMENT REPAIR	ROYCE INDUSTRIES	219.00
FINGERPRINTING	DPS BUREAU OF CRIMINAL IDENTIFICATION	5,087.25
FINGERPRINTING	EASTON, ASHLEY	34.00
FOOD PURCHASES	ALISA ASHBY	274.06
FOOD PURCHASES	ANDERSON, KAMBREE	77.57
FOOD PURCHASES	ASAEEL FARR AND SONS COMPANY	611.52
FOOD PURCHASES	ASHLEY ROGERS	784.85
FOOD PURCHASES	AUSTIN, VINCETTA	51.64
FOOD PURCHASES	BARTON, JAMES	126.51
FOOD PURCHASES	BOJAK, JANET	159.90
FOOD PURCHASES	BRINKERHOFF, JESSICA	25.14
FOOD PURCHASES	CASTOR, DAPHNE	7.78
FOOD PURCHASES	CHRISTENSEN, ARNICA	185.59
FOOD PURCHASES	CHRISTIE CANTWELL	249.28
FOOD PURCHASES	CUMMINGS, KRISTIN	19.59
FOOD PURCHASES	CUZME, SUSAN	22.75
FOOD PURCHASES	DALLEY, TRINA	14.85
FOOD PURCHASES	DENISON, SABRINA	27.42
FOOD PURCHASES	DENSLEY, LORI	11.52
FOOD PURCHASES	ESPINOSA, BETTINA	57.38
FOOD PURCHASES	FORT HERRIMAN MIDDLE	2,998.29

DESCRIPTION	VENDOR	AMOUNT
FOOD PURCHASES	GERBER, REBECCA	249.70
FOOD PURCHASES	GOLD, LINDA	15.44
FOOD PURCHASES	GOODWIN, MICAH	45.81
FOOD PURCHASES	HALL, ALISON	12.50
FOOD PURCHASES	HALLING, CHRISTIN	32.55
FOOD PURCHASES	HAMILTON, MARIAH	59.70
FOOD PURCHASES	HANCOCK, JUDY	83.37
FOOD PURCHASES	HANSEN, PAMELA	194.56
FOOD PURCHASES	HARTLE, SHAYLENE	58.85
FOOD PURCHASES	HEITZ, NED	28.70
FOOD PURCHASES	HOGGARD, LAURA	68.90
FOOD PURCHASES	HORROCKS, KYLIE	636.36
FOOD PURCHASES	HOUTZ, NICOLLE	35.14
FOOD PURCHASES	JAMIE HARRIS	40.33
FOOD PURCHASES	JARRARD, CHRISTIE	46.36
FOOD PURCHASES	JULIE BASSARAGH	215.60
FOOD PURCHASES	KENISON, TIFFANEY	21.62
FOOD PURCHASES	LARUE, EMILY	67.29
FOOD PURCHASES	MALMBORG, DIANE	30.16
FOOD PURCHASES	MEADOW GOLD DAIRIES	4,812.86
FOOD PURCHASES	MICHEEL, EMMA	92.29
FOOD PURCHASES	MILLER, CHRISTINE	100.00
FOOD PURCHASES	MUELLER, JULIANA	7.19
FOOD PURCHASES	NATHAN PRESTWICH	13.33
FOOD PURCHASES	NICHOLAS AND COMPANY INC	82,477.31
FOOD PURCHASES	OCONNOR, RAMSAY	13.74
FOOD PURCHASES	OLSEN, WHITNEY	101.50
FOOD PURCHASES	PETERSONS FRESH MARKET	624.36
FOOD PURCHASES	PETTY CASH	358.55
FOOD PURCHASES	PETTY, RAQUEL	39.90
FOOD PURCHASES	PRATT, BECKY	65.96
FOOD PURCHASES	PULSIPHER, ALLYSON	40.58
FOOD PURCHASES	PURE WATER PARTNERS	48.26
FOOD PURCHASES	RICH, LAURA	63.28
FOOD PURCHASES	RIDEOUT, CAROL	4.46
FOOD PURCHASES	RIVERTON ELEMENTARY PTA	429.87
FOOD PURCHASES	ROGERS, SALLY	63.50
FOOD PURCHASES	SADLER, JODI	198.12
FOOD PURCHASES	SAMS CLUB	150.73
FOOD PURCHASES	SCHOOL FOOD ENTERPRISES	1,749.42
FOOD PURCHASES	SINGH, SHOBRA	26.71
FOOD PURCHASES	SIZZLING PLATTER LLC	720.00
FOOD PURCHASES	STEFFANIE GRACES	900.00
FOOD PURCHASES	SUMMER GUNN	56.02
FOOD PURCHASES	SUPERIOR WATER & AIR INC	348.41
FOOD PURCHASES	SWIRE COCA COLA USA	1,167.62
FOOD PURCHASES	TAYLOR, KAMI	1.18
FOOD PURCHASES	TERRELL, GINA	347.77
FOOD PURCHASES	TROY HODGES	51.49
FOOD PURCHASES	VALLEY HIGH	184.26
FOOD PURCHASES	WALTON, THOMAS	66.29
FOOD PURCHASES	WEST JORDAN HIGH	212.97
FOOD PURCHASES	WRIGHT, CHERILYN	10.79
FRESH FRUIT VEGIES PRODUCE	A AND Z PRODUCE COMPANY	5,470.00
FUEL OIL	REPUBLIC SERVICES INC #864	67.55
GARBAGE REMOVAL	REPUBLIC SERVICES INC #864	2,279.57
GAS & OIL	STATE OF UTAH GASCARD	14,788.16
HEALTH INSURANCE	JORDAN SCHOOL DISTRICT	2,031,398.05
HMO INSURANCE PREMIUM	LINA	78,704.30
INDUSTRIAL INSURANCE	TRISTAR RISK MANAGEMENT	53,032.91
INVENTORY	PILGRIMS PRIDE CORP	47,660.00
INVENTORY	TOOLS FOR SCHOOLS	27,117.30

DESCRIPTION	VENDOR	AMOUNT
INVENTORY	TYSON FOODS INC	77,588.38
INVENTORY	YANGS 5TH TASTE	11,764.20
INVENTORY - BUS PARTS	BRYSON SALES AND SERVICE	762.28
INVENTORY - BUS PARTS	CRUS OIL PETROLEUM PRODUCTS	184.24
INVENTORY - BUS PARTS	FREEDOM TRUCK AND TRAILER PARTS, INC	276.00
INVENTORY - BUS PARTS	GENERATOR EXCHANGE INC	1,075.00
INVENTORY - BUS PARTS	INTERMOUNTAIN TRAILER SALES AND SERVICE LLC	989.60
INVENTORY - BUS PARTS	INTERSTATE BILLING SERVICE INC	1,050.56
INVENTORY - BUS PARTS	JACKS TIRE AND OIL MANAGEMENT CO	11,591.00
INVENTORY - BUS PARTS	KENWORTH SALES COMPANY INC	6,638.98
INVENTORY - BUS PARTS	LEWIS TRANSPORTATION SALES	2,139.45
INVENTORY - BUS PARTS	MFCP INC	911.96
INVENTORY - BUS PARTS	NAPA AUTO PARTS	233.41
INVENTORY - BUS PARTS	PREMIER TRUCK GROUP	1,315.98
INVENTORY - CUSTODIAL	BELL JANITORIAL SUPPLY LLC	9,389.70
INVENTORY - CUSTODIAL	BRADY INDUSTRIES LLC	28,162.60
INVENTORY - CUSTODIAL	GRAYBAR ELECTRIC CO INC	1,738.00
INVENTORY - CUSTODIAL	INTERMOUNTAIN FARMERS ASSOC	879.60
INVENTORY - CUSTODIAL	WAXIE SANITARY SUPPLY	119,377.30
INVENTORY - MAINTENANCE	ALS AUTO PARTS	868.00
INVENTORY - MAINTENANCE	GRAINGER	3,026.94
INVENTORY - MAINTENANCE	INTERMOUNTAIN FUSE SUPPLY INC	551.10
INVENTORY - MAINTENANCE	LOUIS AND COMPANY	219.81
INVENTORY - MAINTENANCE	MADDOX COMPRESSOR CO INC	419.40
INVENTORY - MAINTENANCE	PAINT SUNDRIES SOLUTIONS INC	1,158.36
INVENTORY - MAINTENANCE	PPG ARCHITECTURAL FINISHES	801.12
INVENTORY - MAINTENANCE	RELADYNE WEST LLC	325.82
INVENTORY - MAINTENANCE	ROBERT I MERRILL CO	440.00
INVENTORY - MAINTENANCE	ROYAL WHOLESALE ELECTRIC	159.94
INVENTORY - MAINTENANCE	STANDARD PLUMBING SUPPLY	2,927.35
INVENTORY - MAINTENANCE	WESTERN ELECTRICAL ALLIANCE	3,261.71
INVENTORY - MAINTENANCE	WURTH LOUIS AND COMPANY	1,836.73
INVENTORY - STOCKROOM	CONTRACT PAPER GROUP INC	21,117.60
INVENTORY - STOCKROOM	HENRY SCHEIN INC	2,840.00
INVENTORY - STOCKROOM	PYRAMID SCHOOL PRODUCTS	6,385.68
INVENTORY - STOCKROOM	SCHOOL SPECIALTY	2,484.33
INVENTORY - STOCKROOM	SOUTHWEST SCHOOL AND OFFICE SUPPLY	27,008.56
INVENTORY - STOCKROOM	SYSCO INTERMOUNTAIN INC	510.00
INVENTORY - STOCKROOM	TEXAS SPECIALTIES	5,783.75
INVENTORY - STOCKROOM	VERITIV OPERATING COMPANY	1,880.00
INVENTORY - STOCKROOM	WAXIE SANITARY SUPPLY	4,239.00
INVENTORY PRODUCE	A AND Z PRODUCE COMPANY	25,640.33
INVENTORY-BUS OIL/SHOP SUPPLY	BRYSON SALES AND SERVICE	240.40
INVENTORY-NUTRITION SERVICE	BELL JANITORIAL SUPPLY LLC	231.60
INVENTORY-NUTRITION SERVICE	COUNTRY PURE FOODS, INC	33,174.00
INVENTORY-NUTRITION SERVICE	NICHOLAS AND COMPANY INC	63,158.83
INVENTORY-NUTRITION SERVICE	SYSCO INTERMOUNTAIN INC	62,174.31
INVENTORY-NUTRITION SERVICE	WAXIE SANITARY SUPPLY	626.40
INVENTORY-SUPPORT VEHICLE PART	BATTERY SYSTEMS	121.69
INVENTORY-SUPPORT VEHICLE PART	JACKS TIRE AND OIL MANAGEMENT CO	1,151.88
INVENTORY-SUPPORT VEHICLE PART	KENWORTH SALES COMPANY INC	8.64
IRRIGATION WATER	SOUTH VALLEY SEWER DISTRICT	199.10
LIGHTS	BORDER STATES INDUSTRIES INC	1,976.00
LIGHTS	COMMERCIAL LIGHTING COMPANY	2,324.80
LIGHTS	COMMERCIAL LIGHTING SUPPLY	4,112.37
LUNCH SALES	AMANDA TATRO	185.00
LUNCH SALES	ANGELA QUINTANAR	11.00
LUNCH SALES	BECKY LARSON	23.00
LUNCH SALES	BECKY LUTZ	15.60
LUNCH SALES	BLAIR, LAURA	49.20
LUNCH SALES	BROOK ROBINSON	15.65
LUNCH SALES	CAMI STRINGHAM	40.00

DESCRIPTION	VENDOR	AMOUNT
LUNCH SALES	CAROLYN MURRY	100.40
LUNCH SALES	CORINNE HUTTS	28.50
LUNCH SALES	ELIZABETH DUT	26.50
LUNCH SALES	FAUSTIN VIGIL	11.25
LUNCH SALES	JENNIFER SHELLEY	1.25
LUNCH SALES	KIMBERLY EGGERS	19.25
LUNCH SALES	MARILYN RICHARDSON	17.45
LUNCH SALES	MARY HARRIS	27.75
LUNCH SALES	MURDOCK, LAURA	166.95
LUNCH SALES	SEELY, DOROTHY	36.80
LUNCH SALES	SONIA ROSAS	27.50
LUNCH SALES	STACI HIGHAM	8.50
MAINT SUPPLIES/UNIFORMS	AIRGAS INTERMOUNTAIN	72.08
MAINT SUPPLIES/UNIFORMS	ALSCO	142.80
MAINT SUPPLIES/UNIFORMS	BIG DAWG SCREENPRINT AND EMBROIDERY	649.42
MAINT SUPPLIES/UNIFORMS	BIZ WEAR CONSULTING INC	471.00
MAINT SUPPLIES/UNIFORMS	CINTAS #180 UNIFORMS	1,138.69
MAINT SUPPLIES/UNIFORMS	EMERALD SERVICES INC	290.65
MAINT SUPPLIES/UNIFORMS	FASTENAL COMPANY	975.12
MAINT SUPPLIES/UNIFORMS	NAPA AUTO PARTS	1,696.82
MAINT SUPPLIES/UNIFORMS	NUTECH SPECIALTIES INC	125.52
MAINT SUPPLIES/UNIFORMS	OSSINE SHOES	50.00
MAINT SUPPLIES/UNIFORMS	THOMAS PETROLEUM LLC	261.18
MAINT SUPPLIES/UNIFORMS	WAXIE SANITARY SUPPLY	4,083.39
MAINT SUPPLIES/UNIFORMS	WEST JORDAN HIGH	400.00
MEDIA BOOKS	CDW GOVERNMENT INC	2,292.42
MEDIA BOOKS	DEMCO INC	57.65
MEDIA BOOKS	EBSCO INFORMATION SERVICES	1,478.15
MEDIA BOOKS	FOLLETT SCHOOL SOLUTIONS, INC	5,870.44
MEDIA BOOKS	OVERDRIVE INC	1,900.00
MEDIA BOOKS	TROXELL COMMUNICATIONS INC	469.00
MEDIA BOOKS	WHITAKER BROTHERS BUSINESS MACHINES INC	3,369.00
MEDIA CENTER FINES	CORAL TARR	19.95
MEDIA CENTER FINES	JOSEPH BERGEVIN	17.36
MEDIA CENTER FINES	MELANIE SCHMIDT	14.96
MEDIA CENTER FINES	VALERIA TALLONE	12.31
MEDIA CENTER FINES	WENERSTROM, ARIELLE	21.14
MEMBERSHIP DUES AND FEES	ANDERSON, MINIOLEFAUTAU	35.00
MEMBERSHIP DUES AND FEES	BARYSHNIKOV, HAILEE	259.99
MEMBERSHIP DUES AND FEES	COPPER HILLS HIGH	22.50
MEMBERSHIP DUES AND FEES	EVANS, MEGAN	99.99
MEMBERSHIP DUES AND FEES	EXPLORE LEARNING	11,790.00
MEMBERSHIP DUES AND FEES	MCCLELLAN-TRUMAN, MICHELLE	89.10
MEMBERSHIP DUES AND FEES	NASSP	385.00
MEMBERSHIP DUES AND FEES	NEDDO, KIMBERLEE	99.99
MEMBERSHIP DUES AND FEES	STOWELL, COURTNEY	99.00
MEMBERSHIP DUES AND FEES	UASSP	295.00
MEMBERSHIP DUES AND FEES	UTAH RESTAURANT ASSOC	200.00
MEMBERSHIP DUES AND FEES	UTLEY, ANDREA	49.00
MEMBERSHIP DUES AND FEES	VALLES, JACQUELINE	99.00
MEMBERSHIP DUES AND FEES	WOESTE, SHELLEY	279.99
MILEAGE - STUDENT	ALLISON MATHEWS	34.88
MILEAGE - STUDENT	AMANDA NEWKIRK	35.85
MILEAGE - STUDENT	AMANDA PERRY GRIFFIN	26.93
MILEAGE - STUDENT	AMBER STILSON	20.20
MILEAGE - STUDENT	AMY GRANT	33.81
MILEAGE - STUDENT	ANNE ECEVEDO	35.85
MILEAGE - STUDENT	ASHLIE JENKINS	56.92
MILEAGE - STUDENT	BRANDON BAUMAN	33.92
MILEAGE - STUDENT	BREEANN MARTIN	27.85
MILEAGE - STUDENT	BRETT CALL	50.49
MILEAGE - STUDENT	CARLY MITCHELL	30.29

DESCRIPTION	VENDOR	AMOUNT
MILEAGE - STUDENT	CASSIE DALTON	33.92
MILEAGE - STUDENT	CELIA NEWBOLD	65.89
MILEAGE - STUDENT	FATIMA CABRAL	64.26
MILEAGE - STUDENT	HEATHER JAFFA	35.55
MILEAGE - STUDENT	HYUNG SUK CHOI	29.38
MILEAGE - STUDENT	JEANNA BALL	33.92
MILEAGE - STUDENT	JEFF WARNER	58.50
MILEAGE - STUDENT	JESSICA MORGAN	32.08
MILEAGE - STUDENT	JOYCE CANNING	50.29
MILEAGE - STUDENT	JULIE RICHARDS	25.70
MILEAGE - STUDENT	LAURA NIELSEN	31.21
MILEAGE - STUDENT	MCKELL SCANLAN	32.95
MILEAGE - STUDENT	MEGAN LINDBLOM	33.92
MILEAGE - STUDENT	MICHAEL DULGARIAN	55.49
MILEAGE - STUDENT	MICHELE NELSON	22.64
MILEAGE - STUDENT	MICHELLE SCHMIDT	65.89
MILEAGE - STUDENT	MONICA KAY	31.21
MILEAGE - STUDENT	NATALIE BALL	35.80
MILEAGE - STUDENT	NATALIE KARTCHNER	27.54
MILEAGE - STUDENT	NICOLE BRACE	65.89
MILEAGE - STUDENT	SHAUNTAE RICHARDS	30.29
MILEAGE - STUDENT	STARLA KELLEY	34.88
MILEAGE - STUDENT	SUMMER MCNEELY	32.08
MILEAGE - STUDENT	TABITHA PARAS	67.93
MILEAGE - STUDENT	TATE, CHRISTINE	35.85
MILEAGE TRAVEL	ABEL, LINDA	51.18
MILEAGE TRAVEL	ADAMS, AMY	65.55
MILEAGE TRAVEL	AHLBERG, REBECCA	82.80
MILEAGE TRAVEL	AHRE, CRYSTAL	37.95
MILEAGE TRAVEL	ANDERSON, MICHAEL	310.51
MILEAGE TRAVEL	ASAY, CYDNEY	56.35
MILEAGE TRAVEL	AUSTIN, SHARLENE	58.65
MILEAGE TRAVEL	BAIR, DEEPIKA	16.80
MILEAGE TRAVEL	BARKER, VICKIE	138.00
MILEAGE TRAVEL	BATTY, TRISHA	1.16
MILEAGE TRAVEL	BENNETT, GAIL	69.58
MILEAGE TRAVEL	BOWEN, PATTY	338.14
MILEAGE TRAVEL	BOYD, LAURA	190.90
MILEAGE TRAVEL	CLOWARD, KATRINA	40.83
MILEAGE TRAVEL	CODELLA, VICKEY	29.44
MILEAGE TRAVEL	CURTIS, CODY	102.93
MILEAGE TRAVEL	DANSIE, KATHLEEN	4.60
MILEAGE TRAVEL	DAVIS, KELLIE	40.83
MILEAGE TRAVEL	DAWSON, MELANIE	205.65
MILEAGE TRAVEL	EDWARDS, JAYNA	33.35
MILEAGE TRAVEL	EMERSON, NORMAN	116.73
MILEAGE TRAVEL	EVANS, MEGAN	73.60
MILEAGE TRAVEL	FARNWORTH, JENNIFER	60.78
MILEAGE TRAVEL	FAUX, DAVID	185.73
MILEAGE TRAVEL	FIELD, CARSON	72.45
MILEAGE TRAVEL	FISHER, MELANIE	8.63
MILEAGE TRAVEL	FOSTER, KENNETH	163.88
MILEAGE TRAVEL	FRASER, KAYLENE	83.95
MILEAGE TRAVEL	GERBER, REBECCA	833.19
MILEAGE TRAVEL	GIBSON, MITCHELL	96.03
MILEAGE TRAVEL	GOMIDES, ELAINE	104.65
MILEAGE TRAVEL	GREER, JEAN	7.48
MILEAGE TRAVEL	HAMBLIN, TRAVIS	549.13
MILEAGE TRAVEL	HANCOCK, DONALYNN	78.49
MILEAGE TRAVEL	HANSEN, CASSIDY	34.50
MILEAGE TRAVEL	HANSEN, CHAD	35.65
MILEAGE TRAVEL	HARTLE, SHAYLENE	98.33

DESCRIPTION	VENDOR	AMOUNT
MILEAGE TRAVEL	HEHR, AMANDA	28.18
MILEAGE TRAVEL	HEYWOOD, KERRY	152.38
MILEAGE TRAVEL	HORROCKS, KATHRYN	266.23
MILEAGE TRAVEL	HOWE, SCOTT	57.50
MILEAGE TRAVEL	HUHTALA, AMY	11.50
MILEAGE TRAVEL	IBANEZ, JORGE	6.94
MILEAGE TRAVEL	IOANE, NOELAPOOMAIALA	141.34
MILEAGE TRAVEL	JENSEN, LISA	346.15
MILEAGE TRAVEL	JIMENEZ, SHIRLEY	182.85
MILEAGE TRAVEL	JOHNSON, JENTRY	263.35
MILEAGE TRAVEL	KERBACK, MICHELLE	52.90
MILEAGE TRAVEL	KING, BRIAN	136.05
MILEAGE TRAVEL	LIRA JUKIC, MARIA	198.95
MILEAGE TRAVEL	MARTIN-LEMASTER, JUNE	120.75
MILEAGE TRAVEL	MEADE, EWELINA	182.85
MILEAGE TRAVEL	MECHAM, KRISTA	81.65
MILEAGE TRAVEL	MICHAUD, MONICA	36.80
MILEAGE TRAVEL	MILLER, SUZANNE	154.10
MILEAGE TRAVEL	MUTO, ANTHONY	134.55
MILEAGE TRAVEL	NANCE, PAUL	139.73
MILEAGE TRAVEL	NEDDO, KIMBERLEE	53.48
MILEAGE TRAVEL	NELSON, SEAN	21.86
MILEAGE TRAVEL	NORRIS, KRISTIN	135.70
MILEAGE TRAVEL	NORTON, CONNIE	145.52
MILEAGE TRAVEL	PAUL, ADREANN	6.90
MILEAGE TRAVEL	PAYNE, JENNIFER	40.25
MILEAGE TRAVEL	PETERSON, ROBYN	71.30
MILEAGE TRAVEL	POLLOCK, KENT	36.80
MILEAGE TRAVEL	QUINN, KIMBERLEE	510.03
MILEAGE TRAVEL	REX, TERESA	13.80
MILEAGE TRAVEL	ROBERTS, SHAYNA	138.00
MILEAGE TRAVEL	ROBINSON, LISA	93.15
MILEAGE TRAVEL	ROPER, SARAH	106.95
MILEAGE TRAVEL	ROSEWOOD-DONOHOO, BAILEY	36.80
MILEAGE TRAVEL	ROWLEY, MAKENNA	171.93
MILEAGE TRAVEL	RUSSELL, KIM	220.80
MILEAGE TRAVEL	SADLER, EVELYN	36.23
MILEAGE TRAVEL	SANDBERG, LORRIE	117.30
MILEAGE TRAVEL	SANDERS, ALISON	2.30
MILEAGE TRAVEL	SIMON, KRISTIANNE	101.78
MILEAGE TRAVEL	SINGH, SHOBRA	18.40
MILEAGE TRAVEL	SMITH, REBECCA	111.67
MILEAGE TRAVEL	SORENSEN, MARCI	66.70
MILEAGE TRAVEL	STOTT, NICOLE	1.73
MILEAGE TRAVEL	STRAUSS, DOREE	160.43
MILEAGE TRAVEL	TALLEY, JASON	8.05
MILEAGE TRAVEL	TANNER, JAIMIE	270.25
MILEAGE TRAVEL	TAUTKUS, CAROLLEE	74.75
MILEAGE TRAVEL	TITUS, CORRINE	40.83
MILEAGE TRAVEL	WALKER, NATALIE	50.60
MILEAGE TRAVEL	WATKINS, CINDY	47.73
MILEAGE TRAVEL	WHITE, LISA	162.73
MILEAGE TRAVEL	WIEMERS, AMMON	563.38
MILEAGE TRAVEL	YOUNG, CHARTE	13.80
MOTOR FUEL	STATE OF UTAH GASCARD	29,896.39
NATURAL GAS	DOMINION ENERGY	205,571.39
NATURAL GAS	SUMMIT ENERGY LLC	26,825.09
OPTICARE OF UTAH	OPTICARE OF UTAH	14,846.18
OTHER VEHICLE EXPENSE	ZONAR SYSTEMS INC	81.97
PORTABLES	SD ORNAMENTAL IRON INC.	2,580.00
POSTAGE	COPPER HILLS HIGH	5,594.82
POSTAGE	DENT, KRISTEN	455.00

DESCRIPTION	VENDOR	AMOUNT
POSTAGE	ELK RIDGE MIDDLE	375.66
POSTAGE	FORT HERRIMAN MIDDLE	2,756.14
POSTAGE	HUNTER, AARON	283.40
POSTAGE	KOLLMAN, BRENDA	8.25
POSTAGE	LOVERIDGE, TRICIA	400.60
POSTAGE	PITNEY BOWES INC	131.76
POSTAGE	PURCHASE POWER	503.50
POSTAGE	QUADIENT FINANCE INC	2,346.70
POSTAGE	QUADIENT INC	2,336.43
POSTAGE	UNITED STATES POSTAL SERVICE	165.30
PRESCRIPTIONS	CRX INTERNATIONAL	5,709.20
PREVENTIVE MAINTENANCE	AAF INTERNATIONAL	3,855.42
PREVENTIVE MAINTENANCE	ROTO AIRE FILTER SERVICE AND SALES	633.56
PRINTING	ALPHAGRAPHICS	190.34
PRINTING	BASIN SCHOLASTIC	70.12
PRINTING	JATC-NORTH	239.21
PRINTING	UTAH CORRECTIONAL INDUSTRIES PRINT SHOP	10,730.55
PROF TRAINING REGISTRATIONS	BARNES, APRIL	155.00
PROF TRAINING REGISTRATIONS	BLACKBURN, WADE	25.00
PROF TRAINING REGISTRATIONS	COPPER HILLS HIGH	6,206.36
PROF TRAINING REGISTRATIONS	CVETNICH, LISA	140.00
PROF TRAINING REGISTRATIONS	EDGEL, CHRISTYN	19.95
PROF TRAINING REGISTRATIONS	FISO, CORRINE	19.95
PROF TRAINING REGISTRATIONS	FORT HERRIMAN MIDDLE	555.00
PROF TRAINING REGISTRATIONS	GESUALDO, STEPHANIE	19.95
PROF TRAINING REGISTRATIONS	HERBERT, KIMBERLY	19.95
PROF TRAINING REGISTRATIONS	HERRIMAN HIGH SCHOOL	100.00
PROF TRAINING REGISTRATIONS	JENSEN, NICHOLE	5.00
PROF TRAINING REGISTRATIONS	NSD AS AGENT FOR BYU-PSA	-840.00
PROF TRAINING REGISTRATIONS	OBSERVER TAB LLC	2,023.22
PROF TRAINING REGISTRATIONS	PEARCE, TARA	600.00
PROF TRAINING REGISTRATIONS	POTTER, ROBYN	125.00
PROF TRAINING REGISTRATIONS	REGISTER MY ATHLETE	660.00
PROF TRAINING REGISTRATIONS	RIVERTON HIGH	143.00
PROF TRAINING REGISTRATIONS	SALT LAKE COMMUNITY COLLEGE	1,517.00
PROF TRAINING REGISTRATIONS	SIMON, KRISTIANNE	19.95
PROF TRAINING REGISTRATIONS	SOLUTION TREE LLC	2,600.00
PROF TRAINING REGISTRATIONS	TAYLOR, KAMI	149.00
PROF TRAINING REGISTRATIONS	UNIVERSITY OF UTAH READING CLINIC	1,400.00
PROF TRAINING REGISTRATIONS	UTAH ASSOCIATION FOR GIFTED CHILDREN	890.00
PROF TRAINING REGISTRATIONS	WEBSTER, JACQUELIN	193.77
PROF TRAINING REGISTRATIONS	WEST JORDAN HIGH	2,463.16
REMODELING	ACCESS DOOR SYSTEMS LLC	1,700.00
REMODELING	ALARM INNOVATIONS	4,445.40
REMODELING	AMERICOM TECHNOLOGY	62,985.38
REMODELING	ANDIGO CARPETS INC	9,286.76
REMODELING	ANIXTER	1,142.40
REMODELING	APPLIED GEOTECHNICAL ENGINEERING CONS.	6,500.00
REMODELING	BACKFLOW PREVENTION SUPPLY INC	2,682.80
REMODELING	BHB CONSULTING ENGINEERS, P.C.	480.00
REMODELING	BLYNCO	820.18
REMODELING	BRYAN J TURNER	500.00
REMODELING	BSN SPORTS INC	14,268.34
REMODELING	CONVERGINT TECHNOLOGIES	8,207.86
REMODELING	CREATIVE WEST INC	7,892.00
REMODELING	DP INDUSTRIAL INC	1,825.00
REMODELING	EAGLE ENVIRONMENTAL INC	8,537.00
REMODELING	ENTELEN DESIGN BUILD LLC	398,714.90
REMODELING	ENVISION ENGINEERING PC	4,860.00
REMODELING	FFKR ARCHITECTS PLANNERS II	19,773.08
REMODELING	GREAT WESTERN SUPPLY INC	10,681.38
REMODELING	GRIFFITH TINTING	1,872.00

DESCRIPTION	VENDOR	AMOUNT
REMODELING	GSBS ARCHITECTS	10,568.00
REMODELING	HK CONSULTING	41,167.50
REMODELING	HUGHES GENERAL CONTRACTORS INC	151,526.45
REMODELING	HYLON KOBURN CHEM HY KO	11,695.00
REMODELING	INDUSTRIAL PIPING AND WELDING LLC	113,356.92
REMODELING	INNOVATIVE WATER SERVICES	9,575.00
REMODELING	JOHNSON CONTROLS INC	14,788.52
REMODELING	JUDD CONSTRUCTION INC	199,055.24
REMODELING	LENNOX INDUSTRIES INC	3,369.69
REMODELING	MCINTOSH COMMUNICATIONS LLC	8,453.00
REMODELING	MESA MOVING AND STORAGE	2,020.38
REMODELING	MHTN ARCHITECTS INC	1,800.00
REMODELING	MOBILE MINI INC	8,099.20
REMODELING	MOUNTAIN STAINLESS INC	1,725.00
REMODELING	MOUNTAINLAND SUPPLY LLC	10,074.50
REMODELING	NAYLOR WENTWORTH LUND ARCHITECTS, P.C.	703.00
REMODELING	NELSON FIRE SYSTEMS	996.00
REMODELING	PHE MECHANICAL CONTRACTION II LLC	67,517.93
REMODELING	PRECISION CONCRETE CUTTING INC	10,831.23
REMODELING	RAINBOW NEON SIGN COMPANY	30,500.00
REMODELING	SONNTAG RECREATION LLC	1,428.00
REMODELING	STANDARD PLUMBING SUPPLY	993.75
REMODELING	STATE OF UTAH	5,957.38
REMODELING	VALENTINER CRANE BRUNJES ONYON	347,422.32
REMODELING	WASATCH WEST CONTRACTING LLC	42,172.18
REMODELING	WINDOW FILM DEPOT INC	3,233.25
REPAIRS & PARTS	ADP LEMCO INC	690.00
REPAIRS & PARTS	AIRGAS INTERMOUNTAIN	283.02
REPAIRS & PARTS	BINTZ RESTAURANT SUPPLY COMPANY	8,652.05
REPAIRS & PARTS	BORDER STATES INDUSTRIES INC	59.36
REPAIRS & PARTS	BRADY INDUSTRIES LLC	1,716.25
REPAIRS & PARTS	CINTAS #180 UNIFORMS	316.00
REPAIRS & PARTS	CODALE ELECTRIC SUPPLY INC	4,967.42
REPAIRS & PARTS	COMPLETE SUPPLY COMPANY LLC	3,624.89
REPAIRS & PARTS	DP INDUSTRIAL INC	1,825.00
REPAIRS & PARTS	FASTENER ENGINEERING	128.69
REPAIRS & PARTS	GRAINGER	2,171.35
REPAIRS & PARTS	HERITAGE FOOD SERVICE GROUP-EQUIPMENT INC	1,921.16
REPAIRS & PARTS	HYLON KOBURN CHEM HY KO	524.88
REPAIRS & PARTS	IML SECURITY SUPPLY	253.35
REPAIRS & PARTS	INNOVATIVE PRINT CONSULTING LLC	558.00
REPAIRS & PARTS	JOHNSTONE SUPPLY CO	17.86
REPAIRS & PARTS	MOUNTAINLAND SUPPLY LLC	3,608.31
REPAIRS & PARTS	OFFICE DEPOT	58.68
REPAIRS & PARTS	SONNTAG RECREATION LLC	3,273.00
REPAIRS & PARTS	SPRINKLER SUPPLY COMPANY	706.51
REPAIRS & PARTS	STANDARD PLUMBING SUPPLY	3,893.12
REPAIRS & PARTS	STEVE REGAN COMPANY	12,949.30
REPAIRS & PARTS	THOMPSON LOGGING	2,850.00
REPAIRS & PARTS	TRANS JORDAN CITIES	233.15
REVENUE	ANIBOL PINTO	25.00
REVENUE	MARCO ALVAREZ	25.00
SALES TAX PAYABLE	UTAH STATE TAX COMMISSION	68.76
SCHOOL RESOURCE OFFICERS	WEST JORDAN POLICE	450,000.00
SECONDARY REFUND PAYABLE	ABEL PETERESON	46.00
SECONDARY REFUND PAYABLE	ADRIAN LAMAR CALLOWAY	100.00
SECONDARY REFUND PAYABLE	ADRIENNE DUSHANE	60.00
SECONDARY REFUND PAYABLE	ALEX BOYD	127.50
SECONDARY REFUND PAYABLE	ALICIA FLANAGAN	100.00
SECONDARY REFUND PAYABLE	ALICIA MONTANEZ	30.00
SECONDARY REFUND PAYABLE	ALISHA CHRISTENSEN	30.00
SECONDARY REFUND PAYABLE	ALISHA UNGERMAN	100.00

DESCRIPTION	VENDOR	AMOUNT
SECONDARY REFUND PAYABLE	ALISON JONES	75.00
SECONDARY REFUND PAYABLE	ALLEN CHAPPLE	100.00
SECONDARY REFUND PAYABLE	ALLISON CUFF	207.00
SECONDARY REFUND PAYABLE	AMBER FIELDS	50.00
SECONDARY REFUND PAYABLE	AMY FUGAL	100.00
SECONDARY REFUND PAYABLE	ANDREA WEMPE	70.00
SECONDARY REFUND PAYABLE	ANGELA PEDERSEN	150.00
SECONDARY REFUND PAYABLE	ANGIE MAYNES	30.00
SECONDARY REFUND PAYABLE	APRIL ZAVALA	212.50
SECONDARY REFUND PAYABLE	ARDIS BIRD	100.00
SECONDARY REFUND PAYABLE	ASHLEY DAVIDSON	14.00
SECONDARY REFUND PAYABLE	BART R JORGENSEN	100.00
SECONDARY REFUND PAYABLE	BENJAMIN STALEY	25.00
SECONDARY REFUND PAYABLE	BENJAMIN WADE	100.00
SECONDARY REFUND PAYABLE	BEVERLY BARTLETT	100.00
SECONDARY REFUND PAYABLE	BOYD ROBERTS	75.00
SECONDARY REFUND PAYABLE	BRAD GODFREY	480.00
SECONDARY REFUND PAYABLE	BRANDON WEST	75.00
SECONDARY REFUND PAYABLE	BRANDY DOMAN	100.00
SECONDARY REFUND PAYABLE	BRETT BOWLES	100.00
SECONDARY REFUND PAYABLE	BRETT JENSON	75.00
SECONDARY REFUND PAYABLE	BRIAN BROWN	100.00
SECONDARY REFUND PAYABLE	BRIAN ELDRIDGE	100.00
SECONDARY REFUND PAYABLE	BRIAN WOODALL	200.00
SECONDARY REFUND PAYABLE	BRIDGIT WEKLUK	100.00
SECONDARY REFUND PAYABLE	BRITTENY ROESBERY	30.00
SECONDARY REFUND PAYABLE	BROOKE PEARCE	175.00
SECONDARY REFUND PAYABLE	BROOKLYNN LARSEN	100.00
SECONDARY REFUND PAYABLE	BROWN, LISA	80.00
SECONDARY REFUND PAYABLE	CALESTIE IRVINE	100.00
SECONDARY REFUND PAYABLE	CAMI DEE KANDA	24.00
SECONDARY REFUND PAYABLE	CAMILLE TOMER	60.00
SECONDARY REFUND PAYABLE	CAREY MILNE	175.00
SECONDARY REFUND PAYABLE	CARLYE WEBB	85.84
SECONDARY REFUND PAYABLE	CARRIE CARLILE	30.00
SECONDARY REFUND PAYABLE	CARRIE POULSEN	21.00
SECONDARY REFUND PAYABLE	CARRIE VADER	60.00
SECONDARY REFUND PAYABLE	CASSEN GARDNER	30.00
SECONDARY REFUND PAYABLE	CHAREE CALDWELL	30.00
SECONDARY REFUND PAYABLE	CHELSEA MILLER	603.00
SECONDARY REFUND PAYABLE	CLARK BUTLER	500.00
SECONDARY REFUND PAYABLE	CLINT EDMUNDS	100.00
SECONDARY REFUND PAYABLE	CODY STANGER	480.00
SECONDARY REFUND PAYABLE	CODY TROXLER	212.50
SECONDARY REFUND PAYABLE	COLETTE BRAITHWAITE	100.00
SECONDARY REFUND PAYABLE	COOPER FASSELIN	212.50
SECONDARY REFUND PAYABLE	CRYSTAL CHAMBERLAIN	50.00
SECONDARY REFUND PAYABLE	DAGNY FONUA	20.00
SECONDARY REFUND PAYABLE	DANIEL GALLI	75.00
SECONDARY REFUND PAYABLE	DANIELLE LEIKAM	274.60
SECONDARY REFUND PAYABLE	DANNA HUNTER	100.00
SECONDARY REFUND PAYABLE	DAVID CALTON	100.00
SECONDARY REFUND PAYABLE	DEBRA BRACKEN	100.00
SECONDARY REFUND PAYABLE	ELIZABETH KASTELER DOUGLAS	100.00
SECONDARY REFUND PAYABLE	ELVIA LEYVA	29.83
SECONDARY REFUND PAYABLE	EMILY RICKS	100.00
SECONDARY REFUND PAYABLE	ERICA FITTON	100.00
SECONDARY REFUND PAYABLE	ERICCA BURGA	39.00
SECONDARY REFUND PAYABLE	ERICK CHUY	212.50
SECONDARY REFUND PAYABLE	ERIN ANNEMARIE COOK	100.00
SECONDARY REFUND PAYABLE	ERIN KIDD	30.00
SECONDARY REFUND PAYABLE	FELICIA FRANCOM	100.00

DESCRIPTION	VENDOR	AMOUNT
SECONDARY REFUND PAYABLE	FILMER RODRIGUEZ	11.99
SECONDARY REFUND PAYABLE	GARY BAKER	100.00
SECONDARY REFUND PAYABLE	GIGI BELL	42.00
SECONDARY REFUND PAYABLE	GINA BROWN	21.00
SECONDARY REFUND PAYABLE	GLEN ANDERSON	95.00
SECONDARY REFUND PAYABLE	GLEN BILLS	130.00
SECONDARY REFUND PAYABLE	GREG WRIGHT	100.00
SECONDARY REFUND PAYABLE	GREGORY DAYNES	75.00
SECONDARY REFUND PAYABLE	GRISELDA JUAREZ	13.76
SECONDARY REFUND PAYABLE	HAILEY BARRETT	355.00
SECONDARY REFUND PAYABLE	HAIZE WALTERS	100.00
SECONDARY REFUND PAYABLE	HEATHER DEJONG	15.00
SECONDARY REFUND PAYABLE	HOLLILYN WAITE	80.00
SECONDARY REFUND PAYABLE	HOLLY CURTIS	35.00
SECONDARY REFUND PAYABLE	HOLLY JONES	100.00
SECONDARY REFUND PAYABLE	HOLLY WINN	64.80
SECONDARY REFUND PAYABLE	JACIE JONES	100.00
SECONDARY REFUND PAYABLE	JACLYN MILLER	322.80
SECONDARY REFUND PAYABLE	JACQUI GALE	60.00
SECONDARY REFUND PAYABLE	JAMIE CHARKOSKY	24.00
SECONDARY REFUND PAYABLE	JAMIE HARVEY	75.00
SECONDARY REFUND PAYABLE	JANALYNNE WHEELER	100.00
SECONDARY REFUND PAYABLE	JARED WANDELL	250.00
SECONDARY REFUND PAYABLE	JASON BUNDERSON	100.00
SECONDARY REFUND PAYABLE	JASON JARVIS	347.40
SECONDARY REFUND PAYABLE	JEFFREY DAVIS	235.00
SECONDARY REFUND PAYABLE	JEFFREY LYNN BROADHEAD	100.00
SECONDARY REFUND PAYABLE	JEFFREY VICKERS	100.00
SECONDARY REFUND PAYABLE	JENNIFER DICKERSON	36.00
SECONDARY REFUND PAYABLE	JENNIFER EBORN	150.00
SECONDARY REFUND PAYABLE	JENNIFER FREEMAN	26.00
SECONDARY REFUND PAYABLE	JENNIFER PAYNE	460.00
SECONDARY REFUND PAYABLE	JENNY MOORE	80.00
SECONDARY REFUND PAYABLE	JOE SOUDCHANATHO	30.00
SECONDARY REFUND PAYABLE	JOHN JEWKES	75.00
SECONDARY REFUND PAYABLE	JOYCE CANNING	480.00
SECONDARY REFUND PAYABLE	JULIE ANN WILLIAMS	100.00
SECONDARY REFUND PAYABLE	KALISI ULUAVE	200.00
SECONDARY REFUND PAYABLE	KAMI JONES	100.00
SECONDARY REFUND PAYABLE	KAREN HUNTSMAN	51.00
SECONDARY REFUND PAYABLE	KATIE MILLER	30.00
SECONDARY REFUND PAYABLE	KATIE SHOEMAKER	50.00
SECONDARY REFUND PAYABLE	KELLY WHITE	75.00
SECONDARY REFUND PAYABLE	KENNETH ALLDREDGE	480.00
SECONDARY REFUND PAYABLE	KERI ALLRED	30.00
SECONDARY REFUND PAYABLE	KEVIN CHAPPLE	25.00
SECONDARY REFUND PAYABLE	KEVIN CHRISTENSEN	80.00
SECONDARY REFUND PAYABLE	KIM BEKMEZIAN	100.00
SECONDARY REFUND PAYABLE	KIM WHITING	150.00
SECONDARY REFUND PAYABLE	KIMBERLY BECKSTEAD	42.50
SECONDARY REFUND PAYABLE	KIRK LANGSTON	75.00
SECONDARY REFUND PAYABLE	KRISTIN JEFFS	100.00
SECONDARY REFUND PAYABLE	KYLE PECK	212.50
SECONDARY REFUND PAYABLE	LISA DAVIS	30.00
SECONDARY REFUND PAYABLE	LONNY ANDERSON	55.00
SECONDARY REFUND PAYABLE	LORI BISCHOFF	100.00
SECONDARY REFUND PAYABLE	LUCY THOMAS	21.00
SECONDARY REFUND PAYABLE	MACKENSIE NELSON	19.99
SECONDARY REFUND PAYABLE	MARILYN RICHARDSON	19.00
SECONDARY REFUND PAYABLE	MARY CANNON	100.00
SECONDARY REFUND PAYABLE	MATAGI, FATU	56.70
SECONDARY REFUND PAYABLE	MATT SHODA	175.00

DESCRIPTION	VENDOR	AMOUNT
SECONDARY REFUND PAYABLE	MATTHEW BARKDULL	100.00
SECONDARY REFUND PAYABLE	MICHAEL CHRISTIANSEN	115.00
SECONDARY REFUND PAYABLE	MICHELLE BIEHN	580.00
SECONDARY REFUND PAYABLE	MICHELLE JENSEN	100.00
SECONDARY REFUND PAYABLE	MICHELLE PUTNAM	50.00
SECONDARY REFUND PAYABLE	MICHELLE TWILLEY	60.00
SECONDARY REFUND PAYABLE	MIKE JENSEN	36.00
SECONDARY REFUND PAYABLE	MISTY GROVER	17.00
SECONDARY REFUND PAYABLE	MISTY PENDLETON	30.00
SECONDARY REFUND PAYABLE	MYRA WELLER	65.19
SECONDARY REFUND PAYABLE	NADIA WALKER	30.00
SECONDARY REFUND PAYABLE	NANCY FLORES	14.00
SECONDARY REFUND PAYABLE	NATE SUNDLOFF	140.00
SECONDARY REFUND PAYABLE	NICK BITTON	100.00
SECONDARY REFUND PAYABLE	NICOLE ANDERSON	100.00
SECONDARY REFUND PAYABLE	NICOLE LUCERO	382.00
SECONDARY REFUND PAYABLE	NICOLE SIMMONS	30.00
SECONDARY REFUND PAYABLE	PAULA KIRKHAM	100.00
SECONDARY REFUND PAYABLE	QUOI PHU NGUYEN	30.00
SECONDARY REFUND PAYABLE	RACHAEL SHOBER	175.00
SECONDARY REFUND PAYABLE	RAELYN HORSLEY	100.00
SECONDARY REFUND PAYABLE	RANDY ZWAHLEN	51.00
SECONDARY REFUND PAYABLE	REBECCA LANGFORD	90.00
SECONDARY REFUND PAYABLE	REBECCA TRIPLETT	100.00
SECONDARY REFUND PAYABLE	RICH HOPPER	335.00
SECONDARY REFUND PAYABLE	RICHARD BUSHELL	27.00
SECONDARY REFUND PAYABLE	RICHARD COX	75.00
SECONDARY REFUND PAYABLE	RICHARD HICKMON	25.00
SECONDARY REFUND PAYABLE	RICHARD JEFFS	75.00
SECONDARY REFUND PAYABLE	ROBERTA SMITH	24.00
SECONDARY REFUND PAYABLE	RONALD TUPEA	49.00
SECONDARY REFUND PAYABLE	RUSSELL AVERY	655.00
SECONDARY REFUND PAYABLE	RYAN DALL	140.00
SECONDARY REFUND PAYABLE	RYAN MILLER	212.50
SECONDARY REFUND PAYABLE	RYAN OLIVERSON	60.00
SECONDARY REFUND PAYABLE	SALVATORE VELLUTO	81.96
SECONDARY REFUND PAYABLE	SCOTT ALDEN	420.00
SECONDARY REFUND PAYABLE	SCOTT ANDERSEN	100.00
SECONDARY REFUND PAYABLE	SHAELEY BOWDEN KUEHN	25.00
SECONDARY REFUND PAYABLE	SHANDIE EVANS	100.00
SECONDARY REFUND PAYABLE	SHANNON HIATT	18.00
SECONDARY REFUND PAYABLE	SHELLY TERRY	30.00
SECONDARY REFUND PAYABLE	SHERRI LONGHURST	140.00
SECONDARY REFUND PAYABLE	SHIRLYN TRINH	75.00
SECONDARY REFUND PAYABLE	STACEY MANZANARES	196.00
SECONDARY REFUND PAYABLE	STACIE BERRETT LEFRANC	100.00
SECONDARY REFUND PAYABLE	STEPHANI GANSEN	480.00
SECONDARY REFUND PAYABLE	STEPHANIE ANN DIBBLE	100.00
SECONDARY REFUND PAYABLE	STEPHANIE OLSEN	69.01
SECONDARY REFUND PAYABLE	STEPHANIE SIROIS	60.00
SECONDARY REFUND PAYABLE	STEPHANIE WILKINSON	100.00
SECONDARY REFUND PAYABLE	STEVEN PETERSON	75.00
SECONDARY REFUND PAYABLE	STEVEN SEELEY	51.00
SECONDARY REFUND PAYABLE	SUSAN FOUTZ	30.00
SECONDARY REFUND PAYABLE	TAMMY FONTANA	100.00
SECONDARY REFUND PAYABLE	TANAYIA POMIKALA	17.04
SECONDARY REFUND PAYABLE	TAVISH PAULSEN	30.00
SECONDARY REFUND PAYABLE	THOMAS CHRISTENSEN	75.00
SECONDARY REFUND PAYABLE	THOMAS JAECKEL	25.00
SECONDARY REFUND PAYABLE	TIA LALOR	19.00
SECONDARY REFUND PAYABLE	TIFFANY URIARTE	30.00
SECONDARY REFUND PAYABLE	TODD LANGSTON	42.50

DESCRIPTION	VENDOR	AMOUNT
SECONDARY REFUND PAYABLE	TOLLEY, ANN	175.00
SECONDARY REFUND PAYABLE	TOM MILLER	25.00
SECONDARY REFUND PAYABLE	TONI LASATER	100.00
SECONDARY REFUND PAYABLE	TRACY HILL	33.11
SECONDARY REFUND PAYABLE	TRACY SMITH	175.00
SECONDARY REFUND PAYABLE	TRAVIS LAKE	49.01
SECONDARY REFUND PAYABLE	TRINA JARAMILLO	100.00
SECONDARY REFUND PAYABLE	TY LOMBARDI	75.00
SECONDARY REFUND PAYABLE	VALERIE KEIL	325.00
SECONDARY REFUND PAYABLE	VANESSA CLAYTON	30.00
SECONDARY REFUND PAYABLE	VERONICA LUNA	30.00
SECONDARY REFUND PAYABLE	WADE TYCKSEN	100.00
SECONDARY REFUND PAYABLE	WENDY FERGUSON	80.00
SECONDARY REFUND PAYABLE	WILL DRURY	100.00
SECONDARY REFUND PAYABLE	WILSON, ANN	100.00
SECONDARY REFUND PAYABLE	XIMENA PARIS FREDES	75.00
SECONDARY REFUND PAYABLE	YESENIA ZAVALA	30.00
SEWER & WATER	BLUFFDALE CITY	565.50
SEWER & WATER	CITY OF WEST JORDAN	40,390.52
SEWER & WATER	CULLIGAN WATER CONDITIONING	378.95
SEWER & WATER	HERRIMAN CITY	13,352.45
SEWER & WATER	KEARNS IMPROVEMENT DISTRICT	395.45
SEWER & WATER	RIVERTON CITY CORP	10,157.11
SEWER & WATER	SOUTH JORDAN CITY	9,726.44
SEWER & WATER	SOUTH VALLEY SEWER DISTRICT	8,910.98
SITE IMPROVEMENT	ANDIGO CARPETS INC	12,256.17
SITE IMPROVEMENT	PECKHAM ASPHALT PAVING INC	34,231.27
SITE IMPROVEMENT	SONNTAG RECREATION LLC	5,341.00
SITE IMPROVEMENT	THORUP AND ASSOCIATES INC	2,950.00
SMALL EQUIPMENT	BONNEVILLE EQUIPMENT	1,790.70
SMALL EQUIPMENT	BRADY INDUSTRIES LLC	16,061.51
SMALL EQUIPMENT	CLARK WHOLESALE INC	2,376.00
SMALL EQUIPMENT	HYLON KOBURN CHEM HY KO	395.00
SMALL EQUIPMENT	RESTAURANT AND STORE EQUIPMENT CO	1,799.99
SOFTWARE	B E PUBLISHING	1,035.65
SOFTWARE	EDLIO ACCOUNTING	3,750.00
SOFTWARE	INSIGHT PUBLIC SECTOR	6,262.57
SOFTWARE	SHI INTERNATIONAL CORP	1,086.29
SOFTWARE	SKILL STRUCK LLC	11,550.00
SOFTWARE	STONEWARE INC	3,000.00
SOFTWARE	TROXELL COMMUNICATIONS INC	12,699.07
STAFF REWARDS	BOLLINGER, AMANDA	283.75
STAFF REWARDS	CREATIVE EXPRESSIONS INC	491.60
STAFF REWARDS	GARRISON, DIXIE	30.39
STAFF REWARDS	GOLDEN GATE MOVEMENT	375.00
STAFF REWARDS	HUNTER, AARON	160.94
STAFF REWARDS	LARSEN, SHIREEN	29.30
STAFF REWARDS	MIDVALE MINING COMPANY	435.00
STAFF REWARDS	PETERSON, MICHELLE	24.66
STAFF REWARDS	RIDING, KATHERINE	28.28
STAFF REWARDS	SUPERIOR WATER & AIR INC	74.85
STAFF REWARDS	TAYLOR, LELAND JR	28.46
STAFF REWARDS	TOBLER, JENNIFER	53.49
STAFF REWARDS	WILSON, CHERIE	175.76
STAFF REWARDS	WORTHINGTON, SHAUNA	29.32
STATE RETIREMENT	UIEBT 401 K	4,844.89
STUDENT REGISTRATIONS	BYU CONTINUING EDUCATION	340.00
STUDENT REGISTRATIONS	COPPER HILLS HIGH	4,378.41
STUDENT REGISTRATIONS	CPR PROFESSIONAL SERVICES LLC	906.00
STUDENT REGISTRATIONS	DECA IMAGES	2,265.00
STUDENT REGISTRATIONS	FELDMAN, AMY	1,014.30
STUDENT REGISTRATIONS	HERRIMAN HIGH SCHOOL	3,210.00

DESCRIPTION	VENDOR	AMOUNT
STUDENT REGISTRATIONS	HUNTER HIGH SCHOOL	67.00
STUDENT REGISTRATIONS	JUAN DIEGO CATHOLIC HIGH SCHOOL	153.00
STUDENT REGISTRATIONS	RIVERTON HIGH	2,097.80
STUDENT REGISTRATIONS	ROWLAND HALL ST MARKS SCH	194.36
STUDENT REGISTRATIONS	SUNDANCE DISTRICT	109.00
STUDENT REGISTRATIONS	UTAH DECA	-115.00
STUDENT REGISTRATIONS	WASHINGTON COUNTY SCHOOL DISTRICT	150.00
STUDENT REGISTRATIONS	WEST JORDAN HIGH	2,145.00
SUPPLIES	3P LEARNING	74.80
SUPPLIES	5 STAR INTERPRETING LLC	556.50
SUPPLIES	95 PERCENT GROUP INC	122,416.80
SUPPLIES	ADAMS, JENNIFER	50.29
SUPPLIES	AILEE POWELL	10.80
SUPPLIES	AIMIES CREATIONS	869.00
SUPPLIES	AIRGAS INTERMOUNTAIN	36.23
SUPPLIES	ALAMO MUSIC CENTER	1,518.00
SUPPLIES	ALLEN, JENNIFER	19.33
SUPPLIES	AMERICAN RED CROSS	460.00
SUPPLIES	ANDERSON, CYNTHIA	51.45
SUPPLIES	ANDERSON, KAMBREE	579.89
SUPPLIES	ANGEL HAIR	615.99
SUPPLIES	ASAY, JO	134.05
SUPPLIES	AUSTIN, VINCETTA	17.29
SUPPLIES	BAKER, HEIDI	32.37
SUPPLIES	BASIN SCHOLASTIC	70.12
SUPPLIES	BE SEEN PROMOTIONS	944.00
SUPPLIES	BEISNER, LAUREN	299.79
SUPPLIES	BERRY, JORDAN	71.56
SUPPLIES	BINGHAM ALUMNI FOUNDATION	1,500.00
SUPPLIES	BOJAK, JANET	226.83
SUPPLIES	BOLDT, BROOKE	30.00
SUPPLIES	BRADY INDUSTRIES LLC	986.40
SUPPLIES	BRUNER, JANA	33.04
SUPPLIES	BSN SPORTS INC	9,789.36
SUPPLIES	BUNTING, NICOLE	78.60
SUPPLIES	BUTTERFIELD, CORALEE	100.00
SUPPLIES	CANON SOLUTIONS AMERICA INC	1,813.16
SUPPLIES	CENTRAL RESTAURANT PRODUCTS	3,329.10
SUPPLIES	CHARLES W LIU FINE VIOLINS	17.50
SUPPLIES	CHASE SPORTS SPECIALIST LLC	2,450.00
SUPPLIES	CHRISTENSEN, ARNICA	171.63
SUPPLIES	CHRISTINE GOODMAN	100.83
SUPPLIES	CLIFFORD, AMANDA	40.72
SUPPLIES	CLYDE, RINDA	272.64
SUPPLIES	CODELLA, VICKEY	307.15
SUPPLIES	COLONIAL FLAG AND SPECIALTY COMPANY	1,760.80
SUPPLIES	COMMINS, ADRIANNA	100.00
SUPPLIES	COMPETITIVE EDGE PRODUCTS, INC	1,247.80
SUPPLIES	CONRY, ELIZABETH	600.60
SUPPLIES	COPPER HILLS HIGH	245.49
SUPPLIES	COUVERTIER, MICHELE	229.84
SUPPLIES	COX, ERIKA	1,007.95
SUPPLIES	CRAFT SUPPLIES	13.65
SUPPLIES	CREW COLORS LLC	1,363.00
SUPPLIES	CUMMINGS, MELISSA	128.97
SUPPLIES	CUZME, SUSAN	52.40
SUPPLIES	DALLEY, TRINA	113.29
SUPPLIES	DAY MURRAY MUSIC	479.91
SUPPLIES	DEHAAN ENTERPRISES, INC	1,327.70
SUPPLIES	DELVIES PLASTICS INC	68.00
SUPPLIES	DENISON, SABRINA	26.80
SUPPLIES	DESIGN INK	129.00

DESCRIPTION	VENDOR	AMOUNT
SUPPLIES	DUNCAN, SPENCER	366.37
SUPPLIES	EAGLE FOUNDRY OF UTAH INC	1,250.00
SUPPLIES	EDUTEK CORPORATION	5,434.35
SUPPLIES	EDWARDS, DIANE	227.83
SUPPLIES	EPS LITERACY AND INTERVENTION	163.30
SUPPLIES	ERICKSON, PAMELA	2,192.15
SUPPLIES	ESPINOSA, BETTINA	16.08
SUPPLIES	EVELYN KAYE BALDWIN	50.70
SUPPLIES	FACKRELL, CHANTEL	194.91
SUPPLIES	FAGRE, WENDY	280.00
SUPPLIES	FEDEX	137.00
SUPPLIES	FERGUSON, LAURA	71.31
SUPPLIES	FLORA SOURCE LTD	953.44
SUPPLIES	FORT HERRIMAN MIDDLE	4,919.25
SUPPLIES	FOWLER BUSINESS SYSTEMS	1,422.30
SUPPLIES	FRANKLIN COVEY	5,317.01
SUPPLIES	FUHRIMAN, KYLA	433.43
SUPPLIES	FUNKE, ANALIA	32.46
SUPPLIES	FUTURE FORMS	457.56
SUPPLIES	GARRETT, AMANDA	182.21
SUPPLIES	GATES, LESLIE	4.27
SUPPLIES	GAY, NICOLE	379.85
SUPPLIES	GIBSON, MITCHELL	498.90
SUPPLIES	GINES, ROBYN	73.33
SUPPLIES	GOLDEN GATE MOVEMENT	1,370.00
SUPPLIES	GOPHER SPORT	5,226.64
SUPPLIES	GRABER, DARIN	85.78
SUPPLIES	GREAT ARTIST PROGRAM	1,780.00
SUPPLIES	HAGAN, TERESA	219.76
SUPPLIES	HALL, ALISON	39.43
SUPPLIES	HALLING, CHRISTIN	36.08
SUPPLIES	HANCOCK, DONALYNN	30.54
SUPPLIES	HANDY, MELISSA	587.47
SUPPLIES	HANSEN, JULIE	26.78
SUPPLIES	HANSEN, PAMELA	722.96
SUPPLIES	HARRIS, JOCELYN	160.80
SUPPLIES	HAULAWAY STORAGE CONTAINERS INC	120.12
SUPPLIES	HEAPS, ABBIE	139.08
SUPPLIES	HIGHLAND GOLF	4,836.99
SUPPLIES	HOGGARD, LAURA	327.64
SUPPLIES	HOUTZ, NICOLLE	12.81
SUPPLIES	HYBRIDLIGHT LLC	5,607.50
SUPPLIES	HYLON KOBURN CHEM HY KO	2,507.44
SUPPLIES	ICHIMURA, AARON	16.38
SUPPLIES	IMAGING CONCEPTS OF NORTHERN UTAH	277.28
SUPPLIES	INNOVATIVE PRINT CONSULTING LLC	7,594.00
SUPPLIES	IPRINT TECHNOLOGIES	87.00
SUPPLIES	JACOBS, OWEN	51.46
SUPPLIES	JARRARD, CHRISTIE	153.64
SUPPLIES	JATC-NORTH	66.20
SUPPLIES	JOEL P JENSEN MIDDLE	3,730.92
SUPPLIES	JOLLEY, LORRAINE	28.89
SUPPLIES	JOSTENS INC	37,643.46
SUPPLIES	JW PEPPER AND SON INC	2,532.49
SUPPLIES	K LOG INC	723.74
SUPPLIES	KELSON-PROBERT, LESLIE	130.93
SUPPLIES	KIMBALL, KRISTINE	119.01
SUPPLIES	KISEKI JENSEN	50.00
SUPPLIES	KOALA TEES INC	210.94
SUPPLIES	KOTTER, JENNIFER	50.40
SUPPLIES	KUMP, TRICIA	29.98
SUPPLIES	LAKESHORE LEARNING MATERIALS	1,921.03

DESCRIPTION	VENDOR	AMOUNT
SUPPLIES	LAMOND WARNICK PHOTOGRAPHY LLC	1,587.00
SUPPLIES	LARSEN, SHIREEN	135.24
SUPPLIES	LARUE, EMILY	10.73
SUPPLIES	LEE, SILVINA	74.96
SUPPLIES	LEPREY, AMELIA	229.21
SUPPLIES	LIBERTY BERRETT	182.14
SUPPLIES	LODA ENTERPRIZES	39.83
SUPPLIES	LOFGREN, JENNIFER	23.12
SUPPLIES	LOWRY, MELISSA	20.38
SUPPLIES	MACKENZIE VANCE	50.00
SUPPLIES	MAJESTIC CRAFTED	5,500.00
SUPPLIES	MALOY, AMANDA	66.66
SUPPLIES	MANN, KAREN	155.42
SUPPLIES	MARCHANT DESIGN	2,831.50
SUPPLIES	MARRIOTT, LINDA	401.51
SUPPLIES	MARTIN, CASSANDRA	44.19
SUPPLIES	MARTIN, LISA	19.11
SUPPLIES	MARTINELLI BELL' AVER, JESSICA	13.79
SUPPLIES	MARUJI, ALICIA	13.21
SUPPLIES	MATHEWS, KERI	40.22
SUPPLIES	MCDOUGAL, PAULETTE	491.71
SUPPLIES	MCDOUGAL, SANDRA	13.49
SUPPLIES	MCHUTCHINSON INC	413.50
SUPPLIES	MCINTOSH COMMUNICATIONS LLC	33.00
SUPPLIES	MCPARTLAND, TARA	343.52
SUPPLIES	MELISSA MOSS	772.00
SUPPLIES	METALMART INC	264.56
SUPPLIES	MICHELSEN, ROBIN	508.09
SUPPLIES	MIDWEST SIGN & SCREEN PRINTING SUPPLY CO	904.06
SUPPLIES	MILLER, CHRISTINE	26.37
SUPPLIES	MILLER, ELIZABETH	106.18
SUPPLIES	MONSEN, KASANDRA	64.59
SUPPLIES	MORGAN CRYDER	5.18
SUPPLIES	MORRILL, RAMONA	36.20
SUPPLIES	MORRILL, SHERRI	135.74
SUPPLIES	MOUNT OLYMPUS	90.20
SUPPLIES	MOUNTAIN STATE SCHOOLBOOK DEPOSITORY	398.57
SUPPLIES	MUELLER, JULIANA	37.93
SUPPLIES	MURDOCK, LAURIE	742.96
SUPPLIES	MYSTERY SCIENCE INC	999.00
SUPPLIES	NAUMANN, MACEY	25.05
SUPPLIES	NAVA, ALLISON	127.94
SUPPLIES	NAYLOR, ALEESHA	113.44
SUPPLIES	NCS PEARSON INC	5,578.84
SUPPLIES	NIXON, BOBBIE	34.23
SUPPLIES	NORCO INC	834.68
SUPPLIES	NORTHRIDGE LEARNING CENTER	830.00
SUPPLIES	NUCO2 LLC	21.50
SUPPLIES	OBRIEN, MARY KATHERINE	40.22
SUPPLIES	OCONNOR, RAMSAY	95.29
SUPPLIES	OFFICE DEPOT	2,799.55
SUPPLIES	OLSEN, WHITNEY	404.13
SUPPLIES	OQUIRRH HILLS MIDDLE	381.56
SUPPLIES	OTICON INC	538.00
SUPPLIES	PACE, MALLORY	75.00
SUPPLIES	PALFREYMAN, YVONNE	63.63
SUPPLIES	PAOLETTI-SCHELP, MICHELE	27.00
SUPPLIES	PAR PSYCH ASSESSMENT RESOURCES	358.56
SUPPLIES	PETERSONS FRESH MARKET	109.08
SUPPLIES	PETTY CASH	128.71
SUPPLIES	PETTY, RAQUEL	45.45
SUPPLIES	PIONEER THEATER COMPANY	330.00

DESCRIPTION	VENDOR	AMOUNT
SUPPLIES	PLOURDE, AMBERLY	1,025.07
SUPPLIES	POND, REXANNE	116.61
SUPPLIES	PREMIER MEDICAL DISTRIBUTION	276.95
SUPPLIES	PRO ED COMPANY	486.20
SUPPLIES	PROM NITE	288.78
SUPPLIES	QUILL CORP	151.00
SUPPLIES	RAINES-PARSHALL, ASHLEY	160.00
SUPPLIES	RASHELLE WAHLBERG	147.51
SUPPLIES	REILLEY, LORI	59.65
SUPPLIES	RESTAURANT AND STORE EQUIPMENT CO	3,836.44
SUPPLIES	RHODES, DARCY	337.45
SUPPLIES	RICH, LAURA	12.38
SUPPLIES	RICHARDS-KHONG, CHRISTEN	177.00
SUPPLIES	RIDEOUT, CAROL	174.10
SUPPLIES	RIP IT SPORTING GOODS	269.97
SUPPLIES	RIVERSIDE INSIGHTS	1,527.45
SUPPLIES	RIVERTON HIGH	147.43
SUPPLIES	RIVERTON MUSIC	54.00
SUPPLIES	RIVERTON MUSIC INC	49.99
SUPPLIES	RIZER, NOELLE	25.73
SUPPLIES	ROBERTSON, KYLA	60.06
SUPPLIES	ROGERS, SALLY	101.32
SUPPLIES	RR DONNELLEY CO	731.67
SUPPLIES	RUIZ, JACQUELINE	54.65
SUPPLIES	RYAN PARKER	1,948.18
SUPPLIES	SADLER, JODI	136.00
SUPPLIES	SALT LAKE COMMUNITY COLLEGE	2.00
SUPPLIES	SANDERS, KIMBERLY	381.29
SUPPLIES	SANTAROSA, LANA	5.36
SUPPLIES	SAVON SPORTING GOODS	288.00
SUPPLIES	SCHEMBRI, RANDY	300.60
SUPPLIES	SCHOLASTIC BOOK FAIRS 30	73.50
SUPPLIES	SCHOLASTIC INC	404.52
SUPPLIES	SCHOLASTIC MAGAZINES	492.92
SUPPLIES	SESSIONS, KIRSTEN	133.04
SUPPLIES	SHARON NOORDA-WHITE	206.09
SUPPLIES	SHARP, JANA	69.39
SUPPLIES	SHELLEY, MARLENE	73.51
SUPPLIES	SHERWOOD, MISTI	28.52
SUPPLIES	SHUMWAY, JANA	50.00
SUPPLIES	SIERRA FOREST PRODUCTS INC	2,323.27
SUPPLIES	SIGN IT RIGHT	1,745.58
SUPPLIES	SIMON, KRISTIANNE	37.03
SUPPLIES	SINGH, SHOBRA	20.81
SUPPLIES	SMITH, CHLOE	62.14
SUPPLIES	SMITH, CINDY	287.19
SUPPLIES	SORENSEN, VALERIE	49.66
SUPPLIES	SOUTH HILLS MIDDLE	282.95
SUPPLIES	SOUTH JORDAN MIDDLE	645.53
SUPPLIES	SOUTH VALLEY	5.00
SUPPLIES	SOUTHWEST PLASTIC AND BINDING	1,295.00
SUPPLIES	SOUTHWEST SCHOOL AND OFFICE SUPPLY	105.98
SUPPLIES	SPENCER ROSE	260.00
SUPPLIES	STANLEY, VICTORIA	191.08
SUPPLIES	STEVE REGAN COMPANY	116.34
SUPPLIES	STEVENSON, CYNTHIA	13.71
SUPPLIES	STOKES, SUSAN	26.13
SUPPLIES	STOWELL, REGAN DAWN	31.78
SUPPLIES	SUMMER GUNN	80.21
SUPPLIES	SUMMERHAYS MUSIC COMPANY	623.55
SUPPLIES	SUPERIOR WATER & AIR INC	124.75
SUPPLIES	SYSCO INTERMOUNTAIN INC	280.00

DESCRIPTION	VENDOR	AMOUNT
SUPPLIES	TAYLOR, DAWN	25.74
SUPPLIES	TAYLOR, KAMI	111.05
SUPPLIES	TAYLOR, LELAND JR	13.33
SUPPLIES	THE TROPHY CASE	130.00
SUPPLIES	THOMAS, DARLA	65.17
SUPPLIES	THOMPSON, APRIL	80.00
SUPPLIES	TIMBERLINE SAW AND TOOL	71.22
SUPPLIES	TREASURE TOWER REWARDS	550.00
SUPPLIES	TRIBAL WEST LACROSSE	7,645.00
SUPPLIES	TROY HODGES	1,713.15
SUPPLIES	TUSO, KAYLA	77.64
SUPPLIES	UNITED SITE SERVICES INC	382.38
SUPPLIES	UNITED STATES ACADEMIC DECATHLON	945.00
SUPPLIES	UNIVERSAL ATHLETIC	44,415.02
SUPPLIES	UTAH CORRECTIONAL INDUSTRIES PRINT SHOP	901.08
SUPPLIES	UTAH HIGH SCHOOL ACTIVITIES ASSOC	2,460.00
SUPPLIES	VALARIE THOMAS	55.69
SUPPLIES	VAWDREY, LESLIE	28.69
SUPPLIES	VLCM	79.00
SUPPLIES	WALTON, FRANKIE	25.30
SUPPLIES	WARREN, ANDREA	38.58
SUPPLIES	WATSON, ELLERY	200.00
SUPPLIES	WAXIE SANITARY SUPPLY	254.92
SUPPLIES	WEBB, KATHLEEN	26.44
SUPPLIES	WENTZ, TONY	21.42
SUPPLIES	WEST JORDAN HIGH	10,103.46
SUPPLIES	WEST JORDAN MIDDLE PTSA	2,200.00
SUPPLIES	WESTERN PSYCH SERVICES	2,392.50
SUPPLIES	WHITNEY MCDONALD	287.00
SUPPLIES	WORKSPACE ELEMENTS	1,081.94
SUPPLIES	WORTHINGTON, SHAUNA	78.29
SUPPLIES	WRIGHT, CHERILYN	74.81
SUPPLIES	ZANER BLOSER	25.99
SUPPORT VEHICLE FUEL & SHOP SU	STATE OF UTAH GASCARD	3,394.82
TAX SHELTER ANNUITY	UIEBT 401 K	5,381.87
TECHNOLOGY SUPPLIES	ANIXTER	536.46
TECHNOLOGY SUPPLIES	APPLE COMPUTER INC	69,749.00
TECHNOLOGY SUPPLIES	AUDIO ENHANCEMENT	1,026.50
TECHNOLOGY SUPPLIES	CDW GOVERNMENT INC	7,432.98
TECHNOLOGY SUPPLIES	CORE TECHNOLOGIES LLC	5,875.70
TECHNOLOGY SUPPLIES	DYNARAMA CORPORATION	887.70
TECHNOLOGY SUPPLIES	EXPLORE LEARNING	2,965.50
TECHNOLOGY SUPPLIES	FIREFLY COMPUTERS LLC	120,785.00
TECHNOLOGY SUPPLIES	HP INC	549.10
TECHNOLOGY SUPPLIES	MCINTOSH COMMUNICATIONS LLC	196.00
TECHNOLOGY SUPPLIES	ROBOTSLAB US INC	10,442.00
TECHNOLOGY SUPPLIES	SHARP, JANA	27.01
TECHNOLOGY SUPPLIES	SWIVL	957.39
TECHNOLOGY SUPPLIES	TROXELL COMMUNICATIONS INC	298,933.51
TECHNOLOGY SUPPLIES	TV SPECIALISTS INC	4,932.00
TECHNOLOGY SUPPLIES	VLCM	27,649.00
TECHNOLOGY SUPPLIES	WEST JORDAN HIGH	1,140.00
TELEPHONE	AT AND T MOBILITY	86.46
TELEPHONE	CENTURYLINK	21,967.10
TELEPHONE	VERIZON WIRELESS	15,816.94
TEXTBOOKS	ALLEN, JENNIFER	140.74
TEXTBOOKS	C ALAN PUBLICATIONS	350.00
TEXTBOOKS	CAPSTONE	2,019.60
TEXTBOOKS	COPPER HILLS HIGH	261.99
TEXTBOOKS	DAY MURRAY MUSIC	173.16
TEXTBOOKS	DESMET, MARGOT	177.26
TEXTBOOKS	EXPLORE LEARNING	2,965.50

DESCRIPTION	VENDOR	AMOUNT
TEXTBOOKS	JW PEPPER AND SON INC	2,565.42
TEXTBOOKS	MOUNTAIN STATE SCHOOLBOOK DEPOSITORY	2,878.18
TEXTBOOKS	OVERDRIVE INC	4,880.11
TEXTBOOKS	PERMA BOUND	1,544.12
TEXTBOOKS	PRO ED COMPANY	691.90
TEXTBOOKS	SOCIAL STUDIES SCHOOL SERVICE	766.41
TEXTBOOKS	SOLUTION TREE LLC	1,137.50
TEXTBOOKS	SOUTH JORDAN MIDDLE	127.96
TEXTBOOKS	TRESONA MULTIMEDIA, LLC	520.00
TRAVEL CONVENTION	ANDERSON, BROOKE	250.00
TRAVEL CONVENTION	ARKO, CHARLENE	156.00
TRAVEL CONVENTION	BERGERA, PAUL	496.40
TRAVEL CONVENTION	BROWN, JULIE	62.00
TRAVEL CONVENTION	COPPER HILLS HIGH	1,059.65
TRAVEL CONVENTION	GUERRA WHITNEY, JENNIFER	40.00
TRAVEL CONVENTION	HAMBLIN, TRAVIS	277.48
TRAVEL CONVENTION	HORGER, TAMMY	300.97
TRAVEL CONVENTION	LLOYD, KIMBERLY	109.00
TRAVEL CONVENTION	MOUSLEY, RONNALD	156.00
TRAVEL OVERNIGHT STUDENT	LE BUS	2,921.20
TRAVEL OVERNIGHT STUDENT	WEST JORDAN HIGH	705.00
UNEMPLOYMENT INSURANCE	EMPLOYER ADVOCATES LLC	1,075.00
UNEMPLOYMENT INSURANCE	UTAH DEPT WORKFORCE SERVICES	3,694.83
UNITED WAY W/H	JORDAN EDUCATION FOUNDATION	707.00
UNIVERSAL LIFE INSURANCE	LINA	45,855.63
VEHICLE REPAIRS	AAA SPRING SPECIALIST INC	623.49
VEHICLE REPAIRS	AUTO GLASS NOW LLC	500.00
VEHICLE REPAIRS	BEST DEAL SPRINGS INC	1,380.00
VEHICLE REPAIRS	BRYSON SALES AND SERVICE	5,066.43
VEHICLE REPAIRS	GEARHEAD OIL ANALYSIS, LLC	446.60
VEHICLE REPAIRS	GENERATOR EXCHANGE INC	135.00
VEHICLE REPAIRS	HONNEN EQUIPMENT	5.86
VEHICLE REPAIRS	INDUSTRIAL INJECTION SERVICES INC	550.00
VEHICLE REPAIRS	INTERSTATE BILLING SERVICE INC	10,005.07
VEHICLE REPAIRS	J-MAC COMPLETE CAR CARE	175.00
VEHICLE REPAIRS	JERRY SEINER CHEVROLET	381.16
VEHICLE REPAIRS	KENWORTH SALES COMPANY INC	1,848.93
VEHICLE REPAIRS	LARRY H MILLER FORD LINCOLN DRAPER	750.06
VEHICLE REPAIRS	LEWIS TRANSPORTATION SALES	5,810.20
VEHICLE REPAIRS	MASTER MUFFLER OF WEST JORDAN	280.00
VEHICLE REPAIRS	MFCP INC	282.38
VEHICLE REPAIRS	NAPA AUTO PARTS	1,304.90
VEHICLE REPAIRS	SALT LAKE AUTO PAINT AND GLASS	53.64
VEHICLE REPAIRS	SMITH POWER PRODUCTS INC	2,856.11
VEHICLES	LARRY H MILLER FORD LINCOLN DRAPER	32,510.00
VEHICLES	MASTER MUFFLER OF WEST JORDAN	11,030.00
VEHICLES	SEMI SERVICE INC	3,126.63
WAGE ASSIGN	1ST CHOICE MONEY CENTER	38.27
WAGE ASSIGN	CALIFORNIA STATE DISTRIBUTION UNIT	617.50
WAGE ASSIGN	CHILD SUPPORT SERVICES	5,553.12
WAGE ASSIGN	JENSEN AND SULLIVAN LLC	118.54
WAGE ASSIGN	JOHNSON AND MARK LLC	993.31
WAGE ASSIGN	KNIGHT ADJUSTMENT BUREAU	498.09
WAGE ASSIGN	MOUNTAIN LOAN CENTER INC	499.49
WAGE ASSIGN	NYS CHILD SUPPORT PROCESSING CTR (SDU)	498.00
WAGE ASSIGN	OLSON SHANER	797.98
WAGE ASSIGN	PRESTIGE FINANCIAL SERVICES	384.81
WAGE ASSIGN	QUINN M KOFFORD	126.28
WAGE ASSIGN	SEAN D REYES	328.27
WAGE ASSIGN	SOCIAL SECURITY ADMINISTRATION	332.59
WAGE ASSIGN	UNITED STATES TREASURY	780.83
WAGE ASSIGN	USA CASH SERVICES	638.40

DESCRIPTION	VENDOR	AMOUNT
WAGE ASSIGN	VINCI LAW OFFICE LLC	329.09
YEAR BOOK	SUNSET RIDGE MIDDLE SCH PTSA	4,160.00
YOUTH SYMPHONY	AMY AKIN	25.00
GRAND TOTAL		<u>\$ 14,553,005.42</u>

Jordan School District
FINANCIAL REPORT - APRIL 2020

Summary of Funds and Functions

<u>Fund #</u>	<u>Name</u>	<u>Examples of Activity</u>
10	General Fund (aka Maintenance and Operations)	K-12 instruction, support services offices
23	Non K-12 Fund	Pre-school, Adult Education, Community Education, coaches/advisor stipends
31	Debt Service Fund	General Obligation Bonds repayment
32	Capital Projects Fund (aka Capital Outlay)	Major construction and maintenance projects; land, bus, and equipment purchases
51	Nutrition Services Fund (aka School Lunch)	School breakfast and lunch sales and all associated costs
60	Health and Accident Self-Insurance Fund	Health, life, disability, and industrial insurance premiums and claims
75	Jordan Education Foundation Fund	Donations earmarked for Foundation

Expenditure

<u>Function #</u>	<u>Name</u>	<u>Examples of Activity</u>
1000	Instruction	Student classroom costs; teachers, substitutes, textbooks, supplies, etc.
2100	Support Services - Students	Nurses, psychologists, counselors, Guidance, Planning and Student Services
2200	Support Services - Instructional Staff	Curriculum, teacher professional development, media centers, testing
2300	Support Services - District Administration	Board of Education, superintendent, area administrators of schools
2400	Support Services - School Administration	Principals, assistant principals, office staff, registrars, school postage
2500	Support Services - Business	Business administrator, Accounting, Payroll, Purchasing
2600	Support Services - Operations and Maintenance	Utilities, Custodial, Maintenance, Central Warehouse, property management
2700	Support Services - Transportation	Student transportation to and from school, field trips
2800	Support Services - Other Central	Human Resources, Information Systems, Communications, Insurance Services
3100	Food Services	Nutrition Services
3300	Community Services	Pre-School, Adult Education, Community Education, coaches/advisor stipends, Foundation
4000	Facilities Acquisition and Construction	Major construction and maintenance projects; land, bus, and equipment purchases
5100	Debt Services	Repayment of bonds
8000	Foundation Donations	Donations earmarked for Foundation

Description	2019-20 Revised Budget	Encumbered Amount	April 2019-20 Monthly Activity	2019-20 FYTD Activity	Unencumbered Balance	Percent Remaining
10 MAINTENANCE & OPERATIONS						
1000 LOCAL REVENUE						
AD VALOREM TAXES	87,328,301.00	0.00	200,283.10	83,874,093.36	3,454,207.64	3.96%
AD VALOREM TAXES	11,207,669.00	0.00	3,217,633.91	7,946,368.89	3,261,300.11	29.10%
TUITIONS	1,983,040.00	0.00	41,865.63	621,232.45	1,361,807.55	68.67%
INVESTMENT EARNINGS	4,250,000.00	0.00	541,347.12	6,091,339.20	-1,841,339.20	-43.33%
OTHER LOCAL REVENUE	6,389,950.61	0.00	174,937.28	2,712,964.76	3,676,985.85	57.54%
LOCAL REVENUE	111,158,960.61	0.00	4,176,067.04	101,245,998.66	9,912,961.95	8.92%
3000 STATE REVENUE						
STATE REVENUE	161,007,844.94	0.00	13,779,325.64	138,485,839.25	22,522,005.69	13.99%
RESTRICTED GRANT OPTIONAL	39,741,777.34	0.00	2,873,399.39	40,742,657.90	-1,000,880.56	-2.52%
RESTRICTED GRANT VOC & OTHER	17,036,459.97	0.00	1,281,130.30	14,518,046.92	2,518,413.05	14.78%
RESTRICTED GRANT BASIC PROG	9,293,150.16	0.00	753,297.86	7,783,958.88	1,509,191.28	16.24%
RESTRICTED GRANT SPEC PURPOSE	31,687,559.62	0.00	1,938,463.33	27,118,184.20	4,569,375.42	14.42%
SCHOOL BLDG FOUNDATION AID	2,960,364.23	0.00	43,980.81	1,364,906.21	1,595,458.02	53.89%
MISCELLANEOUS STATE PROGRAMS	428,690.20	0.00	0.00	380,254.44	48,435.76	11.30%
SUPPLEMENTAL APPROPRIATIONS	20,307,264.34	0.00	1,507,793.38	16,834,522.29	3,472,742.05	17.10%
MISCELLANEOUS STATE REVENUE	20,000.00	0.00	926.38	15,986.37	4,013.63	20.07%
STATE REVENUE	282,483,110.80	0.00	22,178,317.09	247,244,356.46	35,238,754.34	12.47%
4000 FEDERAL REVENUE						
UNRESTRICTED GRANT THRU STATE	263,293.30	0.00	0.00	81,284.16	182,009.14	69.13%
RESTRICTED GRANT DIRECT	30,897.00	0.00	0.00	0.00	30,897.00	100.00%
RESTRICTED GRANT THRU STATE	13,757,949.00	0.00	127,275.30	4,196,307.92	9,561,641.08	69.50%
OTHER FEDERAL RESTRICTED	674,818.00	0.00	0.00	191,817.75	483,000.25	71.57%
FEDERAL NCLB	5,238,082.52	0.00	296,067.22	1,006,551.55	4,231,530.97	80.78%
FEDERAL NCLB	51,272.43	0.00	0.00	0.00	51,272.43	100.00%
FEDERAL REVENUE	20,016,312.25	0.00	423,342.52	5,475,961.38	14,540,350.87	72.64%
5000 OTHER LOCAL SOURCES						
TRANSFER IN FROM OTHER FUNDS	-255,000.00	0.00	0.00	0.00	-255,000.00	100.00%
SALE OF FIXED ASSETS	0.00	0.00	0.00	3,334.90	-3,334.90	0.00%
OTHER LOCAL SOURCES	-255,000.00	0.00	0.00	3,334.90	-258,334.90	101.31%
MAINTENANCE & OPERATIONS	413,403,383.66	0.00	26,777,726.65	353,969,651.40	59,433,732.26	14.38%

Description	2019-20 Revised Budget	Encumbered Amount	April 2019-20 Monthly Activity	2019-20 FYTD Activity	Unencumbered Balance	Percent Remaining
21 STUDENT ACTIVITIES FUND						
1000 LOCAL REVENUE						
INVESTMENT EARNINGS	80,000.00	0.00	0.00	2,435.00	77,565.00	96.96%
FOUNDATION	200,000.00	0.00	2,440.87	1,124,191.35	-924,191.35	-462.10%
ACTIVITY	11,670,000.00	0.00	-93,006.15	1,702,762.96	9,967,237.04	85.41%
OTHER LOCAL REVENUE	3,570,000.00	0.00	618.49	1,443,109.25	2,126,890.75	59.58%
LOCAL REVENUE	15,520,000.00	0.00	-89,946.79	4,272,498.56	11,247,501.44	72.47%
STUDENT ACTIVITIES FUND	15,520,000.00	0.00	-89,946.79	4,272,498.56	11,247,501.44	72.47%
=====						
23 NON K-12						
1000 LOCAL REVENUE						
AD VALOREM TAXES	0.00	0.00	2,792.69	7,766.21	-7,766.21	0.00%
TUITIONS	50,000.00	0.00	475.00	44,072.25	5,927.75	11.86%
OTHER LOCAL REVENUE	711,000.00	0.00	29,089.27	529,122.39	181,877.61	25.58%
LOCAL REVENUE	761,000.00	0.00	32,356.96	580,960.85	180,039.15	23.66%
3000 STATE REVENUE						
RESTRICTED GRANT OPTIONAL	4,889,105.96	0.00	345,703.33	5,938,453.46	-1,049,347.50	-21.46%
RESTRICTED GRANT VOC & OTHER	792,295.00	0.00	66,024.55	685,935.29	106,359.71	13.42%
UNRESTRICTED GRANT BASIC PROG	65,000.00	0.00	0.00	28,400.00	36,600.00	56.31%
STATE REVENUE	5,746,400.96	0.00	411,727.88	6,652,788.75	-906,387.79	-15.77%
4000 FEDERAL REVENUE						
RESTRICTED GRANT DIRECT	271,036.11	0.00	29,034.03	150,844.52	120,191.59	44.35%
RESTRICTED GRANT THRU STATE	4,085,061.00	0.00	419,525.71	2,519,810.80	1,565,250.20	38.32%
FEDERAL REVENUE	4,356,097.11	0.00	448,559.74	2,670,655.32	1,685,441.79	38.69%
NON K-12	10,863,498.07	0.00	892,644.58	9,904,404.92	959,093.15	8.83%
=====						
26 Tax Increment						
1000 LOCAL REVENUE						
AD VALOREM TAXES	19,290,521.00	0.00	0.00	0.00	19,290,521.00	100.00%
LOCAL REVENUE	19,290,521.00	0.00	0.00	0.00	19,290,521.00	100.00%
Tax Increment	19,290,521.00	0.00	0.00	0.00	19,290,521.00	100.00%

Description	2019-20 Revised Budget	Encumbered Amount	April 2019-20 Monthly Activity	2019-20 FYTD Activity	Unencumbered Balance	Percent Remaining
26 0000	Tax Increment S T E M					
=====						
31 1000	DEBT SERVICE LOCAL REVENUE					
AD VALOREM TAXES	19,954,614.00	0.00	51,725.36	19,176,454.87	778,159.13	3.90%
AD VALOREM TAXES	2,561,386.00	0.00	735,022.67	1,815,234.89	746,151.11	29.13%
INVESTMENT EARNINGS	189,500.00	0.00	1,502.83	34,330.80	155,169.20	81.88%
LOCAL REVENUE	22,705,500.00	0.00	788,250.86	21,026,020.56	1,679,479.44	7.40%
DEBT SERVICE	22,705,500.00	0.00	788,250.86	21,026,020.56	1,679,479.44	7.40%
=====						
32 1000	CAPITAL OUTLAY LOCAL REVENUE					
AD VALOREM TAXES	42,228,378.21	0.00	114,520.43	41,530,967.03	697,411.18	1.65%
AD VALOREM TAXES	6,495,622.04	0.00	1,590,568.70	3,928,118.02	2,567,504.02	39.53%
INVESTMENT EARNINGS	1,630,000.00	0.00	26,926.64	202,440.34	1,427,559.66	87.58%
LOCAL REVENUE	50,354,000.25	0.00	1,732,015.77	45,661,525.39	4,692,474.86	9.32%
3000	STATE REVENUE					
SCHOOL BLDG FOUNDATION AID	667,110.00	0.00	55,592.50	555,925.09	111,184.91	16.67%
SUPPLEMENTAL APPROPRIATIONS	864,202.00	0.00	0.00	0.00	864,202.00	100.00%
STATE REVENUE	1,531,312.00	0.00	55,592.50	555,925.09	975,386.91	63.70%
4000	FEDERAL REVENUE					
FEDERAL REVENUE OTHER AGENCIES	1,600,312.00	0.00	71,221.30	1,538,407.44	61,904.56	3.87%
FEDERAL REVENUE	1,600,312.00	0.00	71,221.30	1,538,407.44	61,904.56	3.87%
5000	OTHER LOCAL SOURCES					
BONDS	48,838,087.00	0.00	0.00	48,838,086.60	0.40	0.00%
SALE OF FIXED ASSETS	80,000.00	0.00	-47.35	142,694.10	-62,694.10	-78.37%
OTHER LOCAL SOURCES	48,918,087.00	0.00	-47.35	48,980,780.70	-62,693.70	-0.13%
CAPITAL OUTLAY	102,403,711.25	0.00	1,858,782.22	96,736,638.62	5,667,072.63	5.53%
=====						

Description	2019-20 Revised Budget	Encumbered Amount	April 2019-20 Monthly Activity	2019-20 FYTD Activity	Unencumbered Balance	Percent Remaining
51 SCHOOL FOODS						
1000 LOCAL REVENUE						
INVESTMENT EARNINGS	210,000.00	0.00	0.00	0.00	210,000.00	100.00%
FOOD SERVICES REVENUE	6,128,269.00	0.00	417,549.77	6,948,173.57	-819,904.57	-13.38%
OTHER LOCAL REVENUE	38,803.00	0.00	677.28	43,659.27	-4,856.27	-12.52%
LOCAL REVENUE	6,377,072.00	0.00	418,227.05	6,991,832.84	-614,760.84	-9.64%
3000 STATE REVENUE						
RESTRICTED GRANT VOC & OTHER	4,300,000.00	0.00	443,532.00	2,891,989.20	1,408,010.80	32.74%
STATE REVENUE	4,300,000.00	0.00	443,532.00	2,891,989.20	1,408,010.80	32.74%
4000 FEDERAL REVENUE						
RESTRICTED GRANT THRU STATE	8,171,265.00	0.00	478,071.02	5,180,481.22	2,990,783.78	36.60%
FEDERAL REVENUE	8,171,265.00	0.00	478,071.02	5,180,481.22	2,990,783.78	36.60%
SCHOOL FOODS	18,848,337.00	0.00	1,339,830.07	15,064,303.26	3,784,033.74	20.08%
60 HEALTH & ACCIDENT SELF INSURED						
1000 LOCAL REVENUE						
INVESTMENT EARNINGS	530,000.00	0.00	0.00	0.00	530,000.00	100.00%
OTHER LOCAL REVENUE	38,895,000.00	0.00	3,387,017.88	29,643,930.26	9,251,069.74	23.78%
LOCAL REVENUE	39,425,000.00	0.00	3,387,017.88	29,643,930.26	9,781,069.74	24.81%
HEALTH & ACCIDENT SELF INSURED	39,425,000.00	0.00	3,387,017.88	29,643,930.26	9,781,069.74	24.81%
75 FOUNDATION						
2000 FOUNDATION						
FOUNDATION	0.00	0.00	0.00	-604.52	604.52	0.00%
FOUNDATION	0.00	0.00	0.00	-604.52	604.52	0.00%
3000 STATE REVENUE						
UNRESTRICTED GRANT BASIC PROG	0.00	0.00	0.00	-515.93	515.93	0.00%
STATE REVENUE	0.00	0.00	0.00	-515.93	515.93	0.00%

Description	2019-20 Revised Budget	Encumbered Amount	April 2019-20 Monthly Activity	2019-20 FYTD Activity	Unencumbered Balance	Percent Remaining
75 FOUNDATION						
5000 OTHER LOCAL SOURCES						
TRANSFER IN FROM OTHER FUNDS	255,000.00	0.00	0.00	0.00	255,000.00	100.00%
OTHER LOCAL SOURCES	255,000.00	0.00	0.00	0.00	255,000.00	100.00%
8000 CHALLENGE RACE						
CHALLENGE RACE	2,001,000.00	0.00	3,957.00	379,318.32	1,621,681.68	81.04%
	0.00	0.00	-1,820.00	271,145.36	-271,145.36	0.00%
AEROSPACE PROGRAM	0.00	0.00	29,638.96	921,549.67	-921,549.67	0.00%
CHALLENGE RACE	0.00	0.00	342.90	136,459.94	-136,459.94	0.00%
	0.00	0.00	2,576.57	303,492.24	-303,492.24	0.00%
MUSIC PROGRAM	0.00	0.00	100.00	265,648.75	-265,648.75	0.00%
FOUNDATION	0.00	0.00	1,230.93	37,129.43	-37,129.43	0.00%
DOKAS CLASS	0.00	0.00	2,000.00	27,372.51	-27,372.51	0.00%
LLOYDS CLASS	0.00	0.00	1,937.00	24,887.23	-24,887.23	0.00%
SANDER'S CLASS	0.00	0.00	232.50	28,511.69	-28,511.69	0.00%
CHALLENGE RACE	2,001,000.00	0.00	40,195.86	2,395,515.14	-394,515.14	-19.72%
9000						
	0.00	0.00	0.00	-5,106.59	5,106.59	0.00%
	0.00	0.00	0.00	-5,106.59	5,106.59	0.00%
FOUNDATION	2,256,000.00	0.00	40,195.86	2,389,288.10	-133,288.10	-5.91%
Grand Revenue Totals	644,715,950.98	0.00	34,994,501.33	533,006,735.68	111,709,215.30	17.33%

Number of Accounts: 2007

***** End of report *****

Description	2019-20 Revised Budget	Encumbered Amount	April 2019-20 Monthly Activity	2019-20 FYTD Activity	Unencumbered Balance	Percent Remaining
10	MAINTENANCE & OPERATIONS					
1000	INSTRUCTION					
SALARIES	196,674,878.67	0.00	15,211,302.33	124,334,983.41	72,339,895.26	36.78%
EMPLOYEE BENEFITS	75,335,640.07	0.00	5,996,167.87	49,397,026.74	25,938,613.33	34.43%
CONTRACT SERVICES	5,929,330.60	19,592.71	542,766.21	2,769,826.27	3,139,911.62	52.96%
REPAIRS	101,485.00	0.00	4,041.99	38,196.93	63,288.07	62.36%
MISCELLANEOUS	1,092,034.32	10,090.37	-20,136.36	355,618.51	726,325.44	66.51%
SUPPLIES	20,678,449.28	2,210,057.41	588,240.33	10,576,136.31	7,892,255.56	38.17%
EQUIPMENT	376,362.09	41,543.10	48,665.00	160,434.02	174,384.97	46.33%
OTHER OBJECTS	500,688.75	464.00	-7,031.12	38,944.27	461,280.48	92.13%
INSTRUCTION	300,688,868.78	2,281,747.59	22,364,016.25	187,671,166.46	110,735,954.73	36.83%
2100	SUPPORT SERVICES STUDENTS					
SALARIES	14,571,317.60	0.00	1,420,946.32	12,721,791.77	1,849,525.83	12.69%
EMPLOYEE BENEFITS	5,347,775.61	0.00	547,756.88	4,784,707.35	563,068.26	10.53%
CONTRACT SERVICES	574,083.85	0.00	2,309.00	48,422.50	525,661.35	91.57%
REPAIRS	1,000.00	0.00	0.00	0.00	1,000.00	100.00%
MISCELLANEOUS	52,317.81	555.96	1,330.15	49,398.35	2,363.50	4.52%
SUPPLIES	207,845.76	4,212.73	3,284.51	79,690.99	123,942.04	59.63%
EQUIPMENT	10,750.00	0.00	0.00	105.99	10,644.01	99.01%
OTHER OBJECTS	49,601.26	0.00	509.00	11,223.50	38,377.76	77.37%
SUPPORT SERVICES STUDENTS	20,814,691.89	4,768.69	1,976,135.86	17,695,340.45	3,114,582.75	14.96%
2200	SUPPORT SERVICES INSTRCT STAFF					
SALARIES	12,800,150.99	0.00	1,087,686.84	8,828,053.55	3,972,097.44	31.03%
EMPLOYEE BENEFITS	4,631,152.63	0.00	361,083.21	3,034,852.57	1,596,300.06	34.47%
CONTRACT SERVICES	3,743,336.00	296,299.74	121,286.20	1,077,741.49	2,369,294.77	63.29%
REPAIRS	7,730.00	0.00	0.00	55.00	7,675.00	99.29%
MISCELLANEOUS	770,849.38	664.00	-7,398.66	351,726.65	418,458.73	54.29%
SUPPLIES	1,793,480.18	229,345.10	74,887.91	1,214,682.71	349,452.37	19.48%
EQUIPMENT	1,199,716.76	0.00	61.37	121,972.19	1,077,744.57	89.83%
OTHER OBJECTS	173,194.73	135.26	19,294.46	24,592.82	148,466.65	85.72%
SUPPORT SERVICES INSTRCT STAFF	25,119,610.67	526,444.10	1,656,901.33	14,653,676.98	9,939,489.59	39.57%
2300	SUPPORT SERVICES DIST GEN ADMN					
SALARIES	2,162,970.60	0.00	168,856.51	1,735,391.08	427,579.52	19.77%
EMPLOYEE BENEFITS	917,859.30	0.00	70,875.82	724,510.56	193,348.74	21.07%
CONTRACT SERVICES	439,014.00	0.00	30,861.12	291,825.96	147,188.04	33.53%
MISCELLANEOUS	159,200.00	2,752.58	-2,927.04	49,832.94	106,614.48	66.97%
SUPPLIES	347,742.00	550.00	2,346.42	38,922.37	308,269.63	88.65%
OTHER OBJECTS	51,300.00	0.00	19.07	3,311.83	47,988.17	93.54%
SUPPORT SERVICES DIST GEN ADMN	4,078,085.90	3,302.58	270,031.90	2,843,794.74	1,230,988.58	30.19%

Description	2019-20 Revised Budget	Encumbered Amount	April 2019-20 Monthly Activity	2019-20 FYTD Activity	Unencumbered Balance	Percent Remaining
10 MAINTENANCE & OPERATIONS						
2400 SUPPORT SERVICES SCHOOL ADMIN						
SALARIES	20,149,172.03	0.00	1,777,917.88	16,917,219.96	3,231,952.07	16.04%
EMPLOYEE BENEFITS	7,794,009.27	0.00	685,544.56	6,504,437.48	1,289,571.79	16.55%
CONTRACT SERVICES	0.00	0.00	-22.28	15,432.34	-15,432.34	0.00%
MISCELLANEOUS	601,901.60	47.85	21,036.37	203,690.88	398,162.87	66.15%
SUPPLIES	3,310.00	347.00	2,133.53	9,792.32	-6,829.32	-206.32%
OTHER OBJECTS	0.00	0.00	500.00	2,286.94	-2,286.94	0.00%
SUPPORT SERVICES SCHOOL ADMIN	28,548,392.90	394.85	2,487,110.06	23,652,859.92	4,895,138.13	17.15%
2500 SUPPORT SERVICES BUSINESS						
SALARIES	1,669,083.97	0.00	136,130.85	1,364,633.99	304,449.98	18.24%
EMPLOYEE BENEFITS	696,315.28	0.00	59,407.62	587,306.68	109,008.60	15.66%
CONTRACT SERVICES	37,305.00	0.00	0.00	5,432.87	31,872.13	85.44%
REPAIRS	300.00	0.00	0.00	0.00	300.00	100.00%
MISCELLANEOUS	1,672,580.00	0.00	-1,487.45	1,477,167.37	195,412.63	11.68%
SUPPLIES	27,250.00	0.00	231.08	14,052.86	13,197.14	48.43%
EQUIPMENT	790.00	0.00	0.00	203.20	586.80	74.28%
OTHER OBJECTS	10,450.00	0.00	320.00	9,073.00	1,377.00	13.18%
SUPPORT SERVICES BUSINESS	4,114,074.25	0.00	194,602.10	3,457,869.97	656,204.28	15.95%
2600 OPERATION/MAINT OF PLANT						
SALARIES	16,740,766.35	0.00	1,324,093.69	13,554,861.42	3,185,904.93	19.03%
EMPLOYEE BENEFITS	6,182,343.14	0.00	536,641.45	5,406,832.48	775,510.66	12.54%
CONTRACT SERVICES	167,715.00	5,113.64	34.00	24,910.39	137,690.97	82.10%
REPAIRS	1,077,922.00	12,112.51	70,325.29	935,660.74	130,148.75	12.07%
MISCELLANEOUS	177,350.00	27,064.77	6,885.31	104,799.34	45,485.89	25.65%
SUPPLIES	17,176,355.00	89,532.59	1,029,241.90	10,199,572.86	6,887,249.55	40.10%
EQUIPMENT	11,693.00	0.00	0.00	2,104.65	9,588.35	82.00%
OTHER OBJECTS	23,100.00	0.00	505.00	16,340.51	6,759.49	29.26%
OPERATION/MAINT OF PLANT	41,557,244.49	133,823.51	2,967,726.64	30,245,082.39	11,178,338.59	26.90%
2700 STUDENT TRANSPORTATION SERVICE						
SALARIES	8,664,077.05	0.00	610,455.11	5,996,453.06	2,667,623.99	30.79%
EMPLOYEE BENEFITS	3,330,315.42	0.00	255,269.43	2,380,713.01	949,602.41	28.51%
CONTRACT SERVICES	167,700.00	0.00	3,485.00	159,461.92	8,238.08	4.91%
REPAIRS	22,000.00	1,117.46	1,211.72	24,164.71	-3,282.17	-14.92%
MISCELLANEOUS	113,650.00	0.00	1,984.10	93,601.83	20,048.17	17.64%
SUPPLIES	2,885,010.00	11,324.32	80,647.61	1,184,916.64	1,688,769.04	58.54%
EQUIPMENT	20,000.00	1,153.28	4,881.00	35,469.56	-16,622.84	-83.11%
OTHER OBJECTS	7,000.00	0.00	140.00	4,327.50	2,672.50	38.18%
STUDENT TRANSPORTATION SERVICE	15,209,752.47	13,595.06	958,073.97	9,879,108.23	5,317,049.18	34.96%

Description	2019-20 Revised Budget	Encumbered Amount	April 2019-20 Monthly Activity	2019-20 FYTD Activity	Unencumbered Balance	Percent Remaining
10	MAINTENANCE & OPERATIONS					
2800	SUPPORT SERVICES CENTRAL					
SALARIES	5,742,043.56	0.00	314,051.62	3,245,910.41	2,496,133.15	43.47%
EMPLOYEE BENEFITS	2,316,358.35	0.00	125,930.97	1,299,177.57	1,017,180.78	43.91%
CONTRACT SERVICES	1,080,510.00	39,972.50	106,424.22	772,701.18	267,836.32	24.79%
REPAIRS	280,000.00	0.00	0.00	222,178.28	57,821.72	20.65%
MISCELLANEOUS	415,215.00	5,250.00	19,475.36	265,346.28	144,618.72	34.83%
SUPPLIES	209,239.00	5,378.25	3,844.04	99,045.94	104,814.81	50.09%
EQUIPMENT	2,000.00	0.00	0.00	0.00	2,000.00	100.00%
OTHER OBJECTS	16,369.00	0.00	0.00	1,803.00	14,566.00	88.99%
SUPPORT SERVICES CENTRAL	10,061,734.91	50,600.75	569,726.21	5,906,162.66	4,104,971.50	40.80%
3100	FOOD SERVICES					
SALARIES	4,000.00	0.00	0.00	4,600.00	-600.00	-15.00%
EMPLOYEE BENEFITS	1,254.00	0.00	0.00	1,478.44	-224.44	-17.90%
SUPPLIES	0.00	0.00	0.00	-34,293.75	34,293.75	0.00%
FOOD SERVICES	5,254.00	0.00	0.00	-28,215.31	33,469.31	637.03%
3300	COMMUNITY SERVICES					
SALARIES	249,140.00	0.00	0.00	333,920.00	-84,780.00	-34.03%
EMPLOYEE BENEFITS	89,010.00	0.00	0.00	107,321.89	-18,311.89	-20.57%
COMMUNITY SERVICES	338,150.00	0.00	0.00	441,241.89	-103,091.89	-30.49%
3600						
SUPPLIES	32,029.25	0.00	0.00	0.00	32,029.25	100.00%
	32,029.25	0.00	0.00	0.00	32,029.25	100.00%
MAINTENANCE & OPERATIONS	450,567,889.51	3,014,677.13	33,444,324.32	296,418,088.38	151,135,124.00	33.54%
21	STUDENT ACTIVITIES FUND					
1000	INSTRUCTION					
SALARIES	0.00	0.00	57,046.86	588,532.40	-588,532.40	0.00%
EMPLOYEE BENEFITS	0.00	0.00	0.00	30,221.10	-30,221.10	0.00%
CONTRACT SERVICES	2,700,000.00	0.00	5,343.83	156,558.10	2,543,441.90	94.20%
REPAIRS	0.00	0.00	0.00	180.00	-180.00	0.00%
MISCELLANEOUS	0.00	0.00	51,271.78	1,104,197.51	-1,104,197.51	0.00%
SUPPLIES	13,020,000.00	22,112.49	81,484.94	2,092,359.32	10,905,528.19	83.76%
EQUIPMENT	500,000.00	0.00	0.00	15,600.16	484,399.84	96.88%
OTHER OBJECTS	300,000.00	0.00	970.00	38,602.15	261,397.85	87.13%

Description	2019-20 Revised Budget	Encumbered Amount	April 2019-20 Monthly Activity	2019-20 FYTD Activity	Unencumbered Balance	Percent Remaining
21	STUDENT ACTIVITIES FUND					
1000	INSTRUCTION					
INSTRUCTION	16,520,000.00	22,112.49	196,117.41	4,026,250.74	12,471,636.77	75.49%
2200	SUPPORT SERVICES INSTRCT STAFF					
CONTRACT SERVICES	0.00	0.00	0.00	122.00	-122.00	0.00%
MISCELLANEOUS	0.00	0.00	0.00	199.42	-199.42	0.00%
SUPPORT SERVICES INSTRCT STAFF	0.00	0.00	0.00	321.42	-321.42	0.00%
2400	SUPPORT SERVICES SCHOOL ADMIN					
SALARIES	0.00	0.00	0.00	8,026.96	-8,026.96	0.00%
EMPLOYEE BENEFITS	0.00	0.00	0.00	752.16	-752.16	0.00%
MISCELLANEOUS	0.00	0.00	0.00	1,406.80	-1,406.80	0.00%
SUPPORT SERVICES SCHOOL ADMIN	0.00	0.00	0.00	10,185.92	-10,185.92	0.00%
3100	FOOD SERVICES					
SUPPLIES	0.00	0.00	0.00	-337.96	337.96	0.00%
FOOD SERVICES	0.00	0.00	0.00	-337.96	337.96	0.00%
STUDENT ACTIVITIES FUND	16,520,000.00	22,112.49	196,117.41	4,036,420.12	12,461,467.39	75.43%
23	NON K-12					
1000	INSTRUCTION					
CONTRACT SERVICES	377.85	0.00	30.80	258.50	119.35	31.59%
INSTRUCTION	377.85	0.00	30.80	258.50	119.35	31.59%
2400	SUPPORT SERVICES SCHOOL ADMIN					
EMPLOYEE BENEFITS	12,389.00	0.00	0.00	0.00	12,389.00	100.00%
SUPPORT SERVICES SCHOOL ADMIN	12,389.00	0.00	0.00	0.00	12,389.00	100.00%
3300	COMMUNITY SERVICES					
SALARIES	8,627,162.75	0.00	683,004.05	5,530,588.50	3,096,574.25	35.89%
EMPLOYEE BENEFITS	2,949,445.43	0.00	218,751.54	1,787,275.54	1,162,169.89	39.40%
CONTRACT SERVICES	129,580.00	0.00	3,515.89	28,810.43	100,769.57	77.77%
REPAIRS	59,300.00	2,500.00	0.00	522.50	56,277.50	94.90%

Description	2019-20 Revised Budget	Encumbered Amount	April 2019-20 Monthly Activity	2019-20 FYTD Activity	Unencumbered Balance	Percent Remaining
23 3300	NON K-12 COMMUNITY SERVICES					
MISCELLANEOUS	139,900.00	0.00	3,043.57	60,750.11	79,149.89	56.58%
SUPPLIES	717,143.98	4,184.42	13,776.76	314,061.16	398,898.40	55.62%
EQUIPMENT	19,000.00	0.00	0.00	13,906.00	5,094.00	26.81%
OTHER OBJECTS	200,325.57	0.00	199.98	417.98	199,907.59	99.79%
COMMUNITY SERVICES	12,841,857.73	6,684.42	922,291.79	7,736,332.22	5,098,841.09	39.70%
NON K-12	12,854,624.58	6,684.42	922,322.59	7,736,590.72	5,111,349.44	39.76%
=====						
26 3300	Tax Increment COMMUNITY SERVICES					
OTHER OBJECTS	19,290,521.00	0.00	0.00	0.00	19,290,521.00	100.00%
COMMUNITY SERVICES	19,290,521.00	0.00	0.00	0.00	19,290,521.00	100.00%
Tax Increment	19,290,521.00	0.00	0.00	0.00	19,290,521.00	100.00%
=====						
31 5100	DEBT SERVICE DEBT SERVICES					
OTHER OBJECTS	21,030,299.00	0.00	0.00	3,597,768.89	17,432,530.11	82.89%
DEBT SERVICES	21,030,299.00	0.00	0.00	3,597,768.89	17,432,530.11	82.89%
DEBT SERVICE	21,030,299.00	0.00	0.00	3,597,768.89	17,432,530.11	82.89%
=====						
32 1000	CAPITAL OUTLAY INSTRUCTION					
CONTRACT SERVICES	0.00	0.00	385.00	385.00	-385.00	0.00%
MISCELLANEOUS	0.00	0.00	0.00	-399,195.00	399,195.00	0.00%
SUPPLIES	2,413,760.68	47,437.37	38,578.52	2,420,473.25	-54,149.94	-2.24%
OTHER OBJECTS	0.00	0.00	0.00	1,200.00	-1,200.00	0.00%
INSTRUCTION	2,413,760.68	47,437.37	38,963.52	2,022,863.25	343,460.06	14.23%
=====						
2200	SUPPORT SERVICES INSTRCT STAFF					
SUPPLIES	806,167.75	13,995.12	2,225.69	564,990.57	227,182.06	28.18%
SUPPORT SERVICES INSTRCT STAFF	806,167.75	13,995.12	2,225.69	564,990.57	227,182.06	28.18%

Description	2019-20 Revised Budget	Encumbered Amount	April 2019-20 Monthly Activity	2019-20 FYTD Activity	Unencumbered Balance	Percent Remaining
32 CAPITAL OUTLAY						
2300 SUPPORT SERVICES DIST GEN ADMN						
MISCELLANEOUS	0.00	0.00	0.00	2,500.00	-2,500.00	0.00%
OTHER OBJECTS	245,000.00	0.00	0.00	163,086.60	81,913.40	33.43%
SUPPORT SERVICES DIST GEN ADMN	245,000.00	0.00	0.00	165,586.60	79,413.40	32.41%
2600 OPERATION/MAINT OF PLANT						
SALARIES	45,000.00	0.00	0.00	13,095.59	31,904.41	70.90%
EMPLOYEE BENEFITS	0.00	0.00	0.00	3,975.58	-3,975.58	0.00%
CONTRACT SERVICES	5,000.00	0.00	0.00	1,140.00	3,860.00	77.20%
REPAIRS	10,000.00	0.00	172.09	3,064.86	6,935.14	69.35%
MISCELLANEOUS	16,400.00	0.00	328.20	8,626.18	7,773.82	47.40%
SUPPLIES	13,200.00	0.00	484.12	6,107.65	7,092.35	53.73%
OTHER OBJECTS	68,000.00	0.00	0.00	1,270.00	66,730.00	98.13%
OPERATION/MAINT OF PLANT	157,600.00	0.00	984.41	37,279.86	120,320.14	76.35%
4000 FACILITIES AQUISITION & CONSTR						
SALARIES	478,501.00	0.00	37,153.07	376,225.26	102,275.74	21.37%
EMPLOYEE BENEFITS	208,674.88	0.00	15,186.93	153,420.96	55,253.92	26.48%
FACILITIES AQUISITION & CONSTR	687,175.88	0.00	52,340.00	529,646.22	157,529.66	22.92%
4100 SITE ACQUISITION SERVICES						
CONTRACT SERVICES	37,000.00	0.00	0.00	0.00	37,000.00	100.00%
EQUIPMENT	8,596,910.00	0.00	0.00	8,596,890.00	20.00	0.00%
SITE ACQUISITION SERVICES	8,633,910.00	0.00	0.00	8,596,890.00	37,020.00	0.43%
4200 SITE IMPROVEMENT SERVICES						
EQUIPMENT	19,725,157.53	14,785,654.14	1,276,145.98	13,804,664.53	-8,865,161.14	-44.94%
SITE IMPROVEMENT SERVICES	19,725,157.53	14,785,654.14	1,276,145.98	13,804,664.53	-8,865,161.14	-44.94%
4300 ARCHITECTURAL & ENGINEERING						
EQUIPMENT	77,823,296.93	44,574,681.59	4,875,299.62	37,784,605.16	-4,535,989.82	-5.83%
ARCHITECTURAL & ENGINEERING	77,823,296.93	44,574,681.59	4,875,299.62	37,784,605.16	-4,535,989.82	-5.83%

Description	2019-20 Revised Budget	Encumbered Amount	April 2019-20 Monthly Activity	2019-20 FYTD Activity	Unencumbered Balance	Percent Remaining
32 CAPITAL OUTLAY						
4400 BUILDING REPAIRS & REMODELING						
EQUIPMENT	7,986,779.03	2,161,410.97	355,684.87	3,374,406.24	2,450,961.82	30.69%
BUILDING REPAIRS & REMODELING	7,986,779.03	2,161,410.97	355,684.87	3,374,406.24	2,450,961.82	30.69%
4500 BUILDING ACQUISITION/CONSTRUCT						
CONTRACT SERVICES	0.00	0.00	0.00	10,750.00	-10,750.00	0.00%
MISCELLANEOUS	15,816.01	0.00	0.00	6,750.65	9,065.36	57.32%
SUPPLIES	961,012.98	110,925.66	4,004.48	760,452.98	89,634.34	9.33%
EQUIPMENT	11,852,326.88	1,546,933.62	152,318.81	5,746,210.44	4,559,182.82	38.47%
BUILDING ACQUISITION/CONSTRUCT	12,829,155.87	1,657,859.28	156,323.29	6,524,164.07	4,647,132.52	36.22%
4600 BUILDING IMPROVEMENT SERVICES						
SUPPLIES	0.00	18,571.54	21,720.05	71,819.55	-90,391.09	0.00%
EQUIPMENT	1,557,356.01	32,041.32	129,908.73	1,005,774.59	519,540.10	33.36%
BUILDING IMPROVEMENT SERVICES	1,557,356.01	50,612.86	151,628.78	1,077,594.14	429,149.01	27.56%
4700 DATA PROCESSING						
SUPPLIES	0.00	2,568.00	22,749.00	140,117.93	-142,685.93	0.00%
EQUIPMENT	1,190,000.00	443,426.17	73,340.00	276,233.28	470,340.55	39.52%
DATA PROCESSING	1,190,000.00	445,994.17	96,089.00	416,351.21	327,654.62	27.53%
4800 VEHICLES						
EQUIPMENT	3,261,702.00	0.00	40,836.63	1,856,839.46	1,404,862.54	43.07%
VEHICLES	3,261,702.00	0.00	40,836.63	1,856,839.46	1,404,862.54	43.07%
4900 OTHER FACILITIES						
REPAIRS	82,000.00	50,106.51	6,791.93	60,402.27	-28,508.78	-34.77%
OTHER FACILITIES	82,000.00	50,106.51	6,791.93	60,402.27	-28,508.78	-34.77%
5100 DEBT SERVICES						
OTHER OBJECTS	478,081.00	0.00	0.00	270,000.00	208,081.00	43.52%
DEBT SERVICES	478,081.00	0.00	0.00	270,000.00	208,081.00	43.52%

Description	2019-20 Revised Budget	Encumbered Amount	April 2019-20 Monthly Activity	2019-20 FYTD Activity	Unencumbered Balance	Percent Remaining
32 0000	CAPITAL OUTLAY S T E M					
CAPITAL OUTLAY	137,877,142.68	63,787,752.01	7,053,313.72	77,086,283.58	-2,996,892.91	-2.17%
=====						
51 1000	SCHOOL FOODS INSTRUCTION					
CONTRACT SERVICES	231.00	0.00	19.25	173.25	57.75	25.00%
INSTRUCTION	231.00	0.00	19.25	173.25	57.75	25.00%
=====						
3100	FOOD SERVICES					
SALARIES	7,445,632.55	0.00	692,011.65	5,913,972.06	1,531,660.49	20.57%
EMPLOYEE BENEFITS	2,765,100.76	0.00	234,477.69	1,977,207.34	787,893.42	28.49%
CONTRACT SERVICES	348,280.00	0.00	17,159.85	161,813.21	186,466.79	53.54%
MISCELLANEOUS	38,200.00	0.08	2,764.43	21,724.19	16,475.73	43.13%
SUPPLIES	9,261,550.00	45,184.53	496,810.28	7,841,289.91	1,375,075.56	14.85%
EQUIPMENT	500,000.00	134,196.42	2,962.00	79,780.71	286,022.87	57.20%
OTHER OBJECTS	1,352,162.00	0.00	0.00	138.50	1,352,023.50	99.99%
FOOD SERVICES	21,710,925.31	179,381.03	1,446,185.90	15,995,925.92	5,535,618.36	25.50%
=====						
SCHOOL FOODS	21,711,156.31	179,381.03	1,446,205.15	15,996,099.17	5,535,676.11	25.50%
=====						
60 2800	HEALTH & ACCIDENT SELF INSURED SUPPORT SERVICES CENTRAL					
EMPLOYEE BENEFITS	39,125,650.00	0.00	2,812,362.33	29,387,499.68	9,738,150.32	24.89%
CONTRACT SERVICES	2,973,600.00	31,200.00	26,274.47	1,277,223.04	1,665,176.96	56.00%
REPAIRS	100.00	0.00	0.00	0.00	100.00	100.00%
MISCELLANEOUS	5,200.00	1,890.00	-372.50	2,290.55	1,019.45	19.60%
SUPPLIES	3,300.00	0.00	812.04	1,473.50	1,826.50	55.35%
SUPPORT SERVICES CENTRAL	42,107,850.00	33,090.00	2,839,076.34	30,668,486.77	11,406,273.23	27.09%
=====						
HEALTH & ACCIDENT SELF INSURED	42,107,850.00	33,090.00	2,839,076.34	30,668,486.77	11,406,273.23	27.09%
=====						
75 1000	FOUNDATION INSTRUCTION					
CONTRACT SERVICES	66.00	0.00	5.50	49.50	16.50	25.00%
INSTRUCTION	66.00	0.00	5.50	49.50	16.50	25.00%

Description	2019-20 Revised Budget	Encumbered Amount	April 2019-20 Monthly Activity	2019-20 FYTD Activity	Unencumbered Balance	Percent Remaining
75 1400	FOUNDATION INSTRUCTION					
SUPPLIES	171,000.00	0.00	0.00	0.00	171,000.00	100.00%
INSTRUCTION	171,000.00	0.00	0.00	0.00	171,000.00	100.00%
2200	SUPPORT SERVICES INSTRCT STAFF					
MISCELLANEOUS	16,000.00	0.00	0.00	0.00	16,000.00	100.00%
SUPPORT SERVICES INSTRCT STAFF	16,000.00	0.00	0.00	0.00	16,000.00	100.00%
3300	COMMUNITY SERVICES					
SALARIES	267,669.90	0.00	14,087.82	167,027.73	100,642.17	37.60%
EMPLOYEE BENEFITS	87,469.32	0.00	5,634.15	69,884.49	17,584.83	20.10%
CONTRACT SERVICES	1,750.00	0.00	1,750.00	1,750.00	0.00	0.00%
MISCELLANEOUS	5,430.00	0.00	83.40	2,616.43	2,813.57	51.82%
SUPPLIES	1,373,847.00	0.00	23,185.92	-68,301.24	1,442,148.24	104.97%
OTHER OBJECTS	2,114.00	0.00	0.00	4,882.67	-2,768.67	-130.97%
COMMUNITY SERVICES	1,738,280.22	0.00	44,741.29	177,860.08	1,560,420.14	89.77%
6500	OTHER FOUNDATION PROGRAMS					
EQUIPMENT	94,000.00	0.00	0.00	0.00	94,000.00	100.00%
OTHER FOUNDATION PROGRAMS	94,000.00	0.00	0.00	0.00	94,000.00	100.00%
8000	5K FUN RUN					
CONTRACT SERVICES	15,000.00	0.00	0.00	4,320.00	10,680.00	71.20%
MISCELLANEOUS	1,000.00	0.00	0.00	8,737.95	-7,737.95	-773.80%
SUPPLIES	0.00	0.00	-22,950.96	88,130.80	-88,130.80	0.00%
OTHER OBJECTS	10,500.00	0.00	0.00	1,150.00	9,350.00	89.05%
5K FUN RUN	26,500.00	0.00	-22,950.96	102,338.75	-75,838.75	-286.18%
8100	OTHER FOUNDATION PROGRAMS					
MISCELLANEOUS	1,000.00	0.00	0.00	0.00	1,000.00	100.00%
SUPPLIES	0.00	0.00	145.49	17,472.44	-17,472.44	0.00%
OTHER FOUNDATION PROGRAMS	1,000.00	0.00	145.49	17,472.44	-16,472.44	-1,647.24%

Description	2019-20 Revised Budget	Encumbered Amount	April 2019-20 Monthly Activity	2019-20 FYTD Activity	Unencumbered Balance	Percent Remaining
75 8200	FOUNDATION AEROSPACE PROGRAM					
CONTRACT SERVICES	20,000.00	0.00	0.00	2,593.21	17,406.79	87.03%
REPAIRS	4,500.00	0.00	0.00	0.00	4,500.00	100.00%
MISCELLANEOUS	30,000.00	0.00	0.00	3,514.86	26,485.14	88.28%
SUPPLIES	25,000.00	0.00	9,620.68	611,118.87	-586,118.87	-2,344.48%
OTHER OBJECTS	0.00	0.00	40.00	1,655.00	-1,655.00	0.00%
AEROSPACE PROGRAM	79,500.00	0.00	9,660.68	618,881.94	-539,381.94	-678.47%
8300	CHALLENGE RACE					
CONTRACT SERVICES	0.00	0.00	0.00	816.57	-816.57	0.00%
SUPPLIES	0.00	0.00	1,121.31	41,082.55	-41,082.55	0.00%
CHALLENGE RACE	0.00	0.00	1,121.31	41,899.12	-41,899.12	0.00%
8400	OTHER FOUNDATION PROGRAMS					
CONTRACT SERVICES	0.00	0.00	0.00	6,127.18	-6,127.18	0.00%
MISCELLANEOUS	0.00	0.00	1,165.10	25,586.13	-25,586.13	0.00%
SUPPLIES	0.00	0.00	945.76	57,452.67	-57,452.67	0.00%
EQUIPMENT	0.00	0.00	0.00	15,863.00	-15,863.00	0.00%
OTHER OBJECTS	0.00	0.00	0.00	1,030.00	-1,030.00	0.00%
OTHER FOUNDATION PROGRAMS	0.00	0.00	2,110.86	106,058.98	-106,058.98	0.00%
8500	MUSIC PROGRAM					
CONTRACT SERVICES	0.00	0.00	0.00	2,159.27	-2,159.27	0.00%
MISCELLANEOUS	0.00	0.00	0.00	14,117.29	-14,117.29	0.00%
SUPPLIES	0.00	0.00	489.61	28,429.44	-28,429.44	0.00%
MUSIC PROGRAM	0.00	0.00	489.61	44,706.00	-44,706.00	0.00%
8600	OTHER FOUNDATION PROGRAMS					
CONTRACT SERVICES	50,000.00	0.00	0.00	0.00	50,000.00	100.00%
MISCELLANEOUS	0.00	0.00	0.00	3,786.69	-3,786.69	0.00%
SUPPLIES	41,000.00	0.00	1,327.89	14,300.93	26,699.07	65.12%
EQUIPMENT	101,000.00	0.00	0.00	0.00	101,000.00	100.00%
OTHER FOUNDATION PROGRAMS	192,000.00	0.00	1,327.89	18,087.62	173,912.38	90.58%
8700	DOKAS CLASS					
SUPPLIES	0.00	0.00	227.83	9,169.51	-9,169.51	0.00%
DOKAS CLASS	0.00	0.00	227.83	9,169.51	-9,169.51	0.00%

Description	2019-20 Revised Budget	Encumbered Amount	April 2019-20 Monthly Activity	2019-20 FYTD Activity	Unencumbered Balance	Percent Remaining
75 FOUNDATION						
8800 LLOYDS CLASS						
CONTRACT SERVICES	0.00	0.00	0.00	538.00	-538.00	0.00%
MISCELLANEOUS	0.00	0.00	0.00	8.80	-8.80	0.00%
SUPPLIES	0.00	0.00	100.11	7,433.70	-7,433.70	0.00%
LLOYDS CLASS	0.00	0.00	100.11	7,980.50	-7,980.50	0.00%
8900 SANDER'S CLASS						
SUPPLIES	0.00	0.00	373.16	8,776.24	-8,776.24	0.00%
OTHER OBJECTS	0.00	0.00	0.00	69.95	-69.95	0.00%
SANDER'S CLASS	0.00	0.00	373.16	8,846.19	-8,846.19	0.00%
9900						
CONTRACT SERVICES	0.00	0.00	0.00	-358.10	358.10	0.00%
MISCELLANEOUS	0.00	0.00	0.00	-108.90	108.90	0.00%
SUPPLIES	0.00	0.00	0.00	-4,589.59	4,589.59	0.00%
OTHER OBJECTS	0.00	0.00	0.00	-50.00	50.00	0.00%
	0.00	0.00	0.00	-5,106.59	5,106.59	0.00%
FOUNDATION	2,318,346.22	0.00	37,352.77	1,148,244.04	1,170,102.18	50.47%
Grand Expense Totals	724,277,829.30	67,043,697.08	45,938,712.30	436,687,981.67	220,546,150.55	30.45%

Number of Accounts: 30325

***** End of report *****

SUBJECT: LEA-SPECIFIC EDUCATOR LICENSE REQUIREMENTS

I. Board Directive

The Board recognizes that unique situations create circumstances where teachers will need to be hired and qualified for positions using Local Educational Agency (LEA)-specific licenses. The Board delegates to the Administration the responsibility for implementing policy for LEA-specific licenses in accordance with Utah State Board of Education (USBE) Rule [R277-301](#).

II. Administrative Policy

A. Educator License and Endorsement Requirements

1. Jordan LEA License Eligibility Criteria

All applicants must:

- a. Complete a bachelor's or higher degree in a related field of study; or
- b. Have exceptional or specialized occupational experience, training, or expertise directly related to the area of assignment; and,
- c. Complete a criminal background check including review of any criminal offenses and clearance in accordance with [Rule R277-214](#); and,
- d. Complete the educator ethics review described in [Rule R277-500](#) within one calendar year prior to the application.

2. Jordan LEA Endorsement Eligibility

This authorization may be issued for a one to three-year period upon request from a District administrator for a licensed teacher (LEA, Associate, or Professional) who is not endorsed in the area of assignment.

B. Jordan LEA License or Endorsement Approval

1. The application must receive approval from the Jordan Board of Education in a public meeting no more than 60 days prior to employment and include:
 - a. Rationale for the appointment of a Jordan LEA-specific license or endorsement.
 - b. Verification that there is an inadequate supply of highly qualified and suitable licensed applicants in the license and endorsement area as demonstrated by posting the position for a reasonable period of not less than five days (not required for hourly applicants).

SUBJECT: LEA-SPECIFIC EDUCATOR LICENSE REQUIREMENTS

2. Applicants placed on Jordan LEA-specific licenses serve under temporary employment agreements.
 3. A Jordan LEA-specific license area or endorsement is valid for up to three years. After three years, renewal of the license is subject to the approval or denial of the Utah State Board of Education.
 4. A Jordan LEA-specific license expires immediately if the educator's employment with Jordan School District ends and the educator is not rehired by the District as an educator in the next contract year.
 5. The District is not authorized to provide an LEA-specific educator license in the areas of:
 - a. Special Education
 - b. Preschool Special Education
- C. The Jordan LEA-specific Educator Training, Mentoring, and Support
1. Within the first year of employment, the educator must complete the following training:
 - a. Educator ethics;
 - b. Classroom management and instruction;
 - c. Basic special education law and instruction; and
 - d. Utah Effective Teaching Standards described in [R277-530](#).
 - e. The educator must participate in the District's Mentoring Program.
 2. The District shall provide at least a three-year mentoring program by a trained mentor educator who:
 - a. Holds a professional educator license; and
 - b. Where possible, performs substantially the same duties as the educator with release time to work as a mentor; or
 - c. Is assigned as an instructional coach or equivalent position.
 - d. The assigned mentor shall assist the educator to meet the Utah Effective Educator Standards established in [Rule R277-530](#) but may not serve as an evaluator of the educator.
 - e. All employees, to include mentors, must promptly report educator misconduct in violation of policy [DP378 Employee Code of Conduct](#).
 3. The Applicant and the District will jointly develop an Associate Licensing Plan to:
 - a. Encourage transition from a Jordan LEA License to a Professional License.
 - b. Identify applicable educational, skill, and/or content knowledge requirements for enrollment in a qualified educator preparation program.
 - c. Identify paths and opportunities to prepare for successful passage of a pedagogical performance assessment.
 - d. Develop significant competency and knowledge sufficient to justify an extension request from the Utah State Board of Education for a continued Jordan LEA License if transition to an Associate License is not reasonable or applicable.
 4. For each school that requests LEA-specific licenses, license areas, or endorsements, the following information shall be posted on its website:

SUBJECT: LEA-SPECIFIC EDUCATOR LICENSE REQUIREMENTS

- a. Disclosure of the fact that the school employs individuals holding LEA-specific educator licenses, license areas, or endorsements
- b. Percentage of LEA-specific licenses, license areas, or endorsements
- c. A link to the USBE Utah Educator Look-up tool in accordance with [R277-515-7\(6\)](#)

Ends 401: STUDENT ACHIEVEMENT

Reference: Appendix “Academic Growth Evaluation and Monitoring Criteria”

- A. The Board recognizes that providing a quality education for students includes ensuring that a variety of opportunities are made available at all levels to students such as STEM, music, art, physical education, leadership, character education, etc. at all levels. Additionally, the Board of Education believes in the importance of student growth and progress and supports assessment practices that inform instruction to meet the needs of all learners in every field of opportunity. Information on the breadth of educational opportunities as well as student growth measurements will be disseminated in multiple formats to school community groups, parents, and school leaders.
- B. Evidence of the above will be provided through multiple means, including:
1. Student growth and achievement will be demonstrated through ACT data, state literacy annual report data, and high school graduation rates.
 - a. Elementary Level - With consideration that literacy is a primary focus of the District, the following K-6 data points will be used to determine student growth and achievement.
 - 1) Acadience (grades K-3)
Evaluation Criteria: Percentage of the District's elementary schools whose most recent year's End of Year (EOY) percentage on benchmark is
 - a) greater than 90%; OR
 - b) greater than the prior year's EOY percentage on benchmark.
 - 2) RISE - Language Arts (grades 4-6)
Evaluation Criteria: Percentage of the District's elementary schools whose most recent year's language arts percent proficient is
 - a) greater than 90%; OR
 - b) greater than the prior year's language arts percent proficient.
 - 3) RISE - Math (grades 4-6)
Evaluation Criteria: Percentage of the District's elementary schools whose most recent year's math percent proficient is
 - a) greater than 90%; OR
 - b) greater than the prior year's math percent proficient.
 - 4) RISE - Science (grades 4-6)
Evaluation Criteria: Percentage of the District's elementary schools whose most recent year's science percent proficient is
 - c) greater than 90%; OR
 - d) greater than the prior year's science percent proficient.
 - b. Middle Level

Ends 401: STUDENT ACHIEVEMENT

- 1) Students advance to high school with full credits and in line for graduation. Evidenced by the decreasing number of students who are credit-deficient at the end of 9th grade.
 - a) less than 10%; OR
 - b) less than the credit deficiency rate for the previous year's class.
 - 2) RISE Scores - Language Arts (grades 7-8), Math (grades 7-8), Science (grades 7-8)
Evaluation Criteria: Percentage of the District's middle schools whose most recent year's percent proficient is
 - a) greater than 90%; OR
 - b) greater than the prior year's percent proficient.
 - 3) Advanced Placement (AP)
Evaluation Criteria: Percentage of AP tests passed for the most recent year is
 - a) greater than 80%; OR
 - b) greater than the percentage of AP tests passed for the prior year.
- c. High School Level
- 1) ACT (grade 11)
Evaluation Criteria:
 - a) Percentage of the District's eleventh grade students meeting all four benchmarks for the most recent year is greater than the prior year's percentage of eleventh grade students meeting all four benchmarks; OR
 - b) The District's percentage of eleventh grade students with a composite score of 18 or higher is greater than the previous year's percentage of eleventh grade students with a composite score of 18 or higher.
 - 2) Advanced Placement (AP)
Evaluation Criteria: Percentage of AP tests passed for the most recent year is
 - a) greater than 80%; OR
 - b) greater than the percentage of AP tests passed for the prior year.
 - 3) Concurrent Enrollment
Evaluation Criteria:
 - a) The October 1 enrollment percentage of students participating in concurrent enrollment courses for the most recent year is greater than the percentage for the previous year; OR
 - b) the number concurrent enrollment credits earned during the most recent year is greater than the number of concurrent enrollment credits earned during the previous year.
 - 4) CTE Certifications
Evaluation Criteria: The District's most recent year's percentage of concentrators passing a skill test in a Program of Study of concentration in one of the foundation courses is

Ends 401: STUDENT ACHIEVEMENT

- a) great than the previous year's percentage; OR
 - b) the State negotiated percentage for the most recent year.
- 5) Graduation Rates
Evaluation Criteria: The graduation rate for the most recent year's graduating class is
 - a) greater than 90.0%; OR
 - b) greater than the graduation rate for the previous year's graduating class.
- 2. See APPENDIX "Academic Growth Evaluation and Monitoring Criteria" for current Ends goals and accountability markers.
- 3. Multiple educational opportunities that are provided to students will be shared through the District and school websites, school community councils, and district and local PTA meetings.

Jordan School District
MINUTES OF LOCAL BUILDING AUTHORITY MEETING
April 28, 2020

The Board of Directors of the Local Building Authority of Jordan School District met in an open session on Tuesday, April 28, 2020, beginning at 7:11 p.m. The sessions were conducted electronically as allowed by Utah Executive Order 2020-1. The Order was issued by the Governor's Office as a result of the COVID-19 pandemic and restrictions on public gatherings.

OPEN SESSION

Those recognized or signed-in as present:

Bryce Dunford, Board President
Tracy J. Miller, Board Vice President
Matthew Young, Board Secretary
Jen Atwood, Board Member
Marilyn Richards, Board Member
Darrell Robinson, Board Member
Janice L. Voorhies, Board Member
Anthony A. Godfrey, Superintendent
Michael Anderson, Associate Superintendent
John Larsen, Business Administrator
Paul Van Komen, Burbidge & White
Rebecca Gerber, Administrator of Schools
June M. LeMaster, Administrator of Human Resources
Shelley Nordick, Administrator of Teaching and Learning
Brad Sorensen, Administrator of Schools
Doree Strauss, Administrator of Schools
Scott Thomas, Administrator of Auxiliary Services
Travis Hamblin, Director, Student Services
Kurt Prusse, Director, Purchasing
Dave Rostrom, Director, Facility Services
Sandy Riesgraf, Director, Communications
Doug Flagler, Manager, Communications
Wyatt Bentley, Licensed Administrator-Secondary
Melissa Beck, Principal, Jordan Ridge Elementary
Jeri Clayton, Administrative Assistant
Johnathan Ward, Zions Public Finance
Ryan Bjerke, Bond Counsel, Chapman & Cutler

President Dunford presided and conducted. The Local Building Authority of Jordan School District met in an open session to discuss the following:

A. Motion to Approve Minutes of February 25, 2020

Minutes of the Board of Directors meeting held February 25, 2020, were presented to the Board of Directors for approval.

MOTION: It was moved by Jen Atwood and seconded by Janice Voorhies to approve the minutes of the Board of Directors meeting held February 25, 2020. The motion passed with a unanimous vote.

B. Consideration to Approve Resolution Directing the Board of Directors of the Local Building Authority of Jordan School District to Undertake a Certain Project Through the Issuance and Sale by the Authority of its Lease Revenue Bonds; Authorizing the Execution and Delivery of Certain Agreements and Documents Required in Connection Therewith; and Related Matters

President Dunford called for a motion to approve the Resolution.

MOTION: It was moved by Janice Voorhies and seconded by Tracy Miller to approve the Resolution directing the Board of Directors of the Local Building Authority of Jordan School District to undertake a certain project through the issuance and sale by the Authority of its Lease Revenue Bonds; authorizing the execution and delivery of certain agreements and documents required in connection therewith; and related matters. The motion passed with a unanimous vote.

President Dunford called for a motion to adjourn the meeting of the Board of Directors of the Local Building Authority of Jordan School District.

MOTION: At 7:15 p.m., it was moved by Tracy Miller and seconded by Marilyn Richards to adjourn the meeting of the Board of Directors of the Local Building Authority of Jordan School District and reconvene as the Jordan School District Board of Education. The motion passed with a unanimous vote.

JL/jc