



# Garfield County School District

145 E Center St., Panguitch, UT 84759

Phone: 435-676-8821

## **AGENDA OF GARFIELD COUNTY SCHOOL DISTRICT BOARD MEETING**

### **The Board of Directors County School District**

---

A Garfield County School District Board Meeting of the Board of Directors of County School District will be held Thursday, May 28, 2026, beginning at 5:00 PM in the Garfield County Courthouse, 55 S Main St., Panguitch, UT 84759.

The subjects to be discussed or considered or upon which any formal action may be taken are listed below. Items do not have to be taken in the same order as shown on this meeting notice. Unless removed from the consent agenda, items identified within the consent agenda will be acted on at one time.

I. **Regular Board Meeting**

If necessary, an executive session may be held in accordance with the Utah Code 52-4-205 (Purpose of Closed Meetings).

One or more members of the Board may participate telephonically in accordance with Utah Code 52-4-207 (Electronic Meetings).

Note: Board meeting schedule subject to change. The purpose of the open meetings provisions is to ensure that public bodies take their actions openly and conduct their deliberations openly in accordance with Utah Code 52-4-102(2), with the knowledge of the public. This law is not a mandate that members of the public be permitted to participate or provide comments in all public meetings.

A. **Welcome**

The purpose of the open meetings provisions is to ensure that public bodies "take their actions openly" and "conduct their deliberations openly" Code 52-4-102(2), with the knowledge of the public. This law is not a mandate that members of the public be permitted to participate or provide comment in all public meetings.

II. **Consent Agenda Items**

Our adopted rules of Parliamentary Procedure, Robert's Rules, provide for a

consent agenda listing several items for approval of the Board by a single motion. Most of the items listed under the consent agenda have gone through Board subcommittee review and recommendation. Documentation concerning these items has been provided to all Board members and the public in advance to assure an extensive and thorough review. Items may be removed from the consent agenda at the request of any board member.

- A. Approve School Board Meeting Minutes
- B. Approve Financial Reports
- C. Approve Hiring Recommendations
  - S. Pollock- BVES Sub
  - S. Hall- PES RBT
  - S. Warner- BVES Sub
  - D. Bourbon- EHS/EES SpEd Teacher
- D. Letters of Resignation
  
- E. Enrollment Report
- F. Home School Affidavits

G. Sports and Transportation Approvals  
**Submission and Approval Timeline:**

1. **Fall Sports Schedules:**
  - Submission: May of the previous school year
  - Approval: June board meeting
2. **Winter Sports Schedules:**
  - Submission: August
  - Approval: September board meeting
3. **Spring Sports Schedules:**
  - Submission: December
  - Approval: January board meeting
4. **Summer Sports Schedules:**
  - Submission: April
  - Approval: May board meeting

**Approval Criteria:**

When reviewing sports travel schedules, the board will focus on:

- **Amount of Travel:** Total number and frequency of trips
- **Distance:** Reasonableness and necessity of travel distance
- **Time Out of School:** Impact on instructional time
- **Potential Costs:** Financial implications including transportation, accommodation, and related expenses
- **Approve Schedules:** and all trips over 150 miles.

**Coaches' Responsibilities:**

- Follow travel procedures: number of chaperones, appropriate accommodations, and use of district vehicles.
- Fill out the trip request form and bus request forms for the school and district level at the time of the trip.

PHS:

- Cross Country — Mammoth Camp (August 5th-6th)
- Volleyball: Enterprise camp (June 15th-June 16th)
- Boys Basketball
- Girls Basketball
- Cheer

EHS:

- Volleyball
- Girls Basketball

BVHS:

- Boys Basketball
- Girls Basketball
- Volleyball

H. Other Travel Approval  
M. Edwards-PD Trip

I. Trust Lands/TSSA

Approve 2025-2026 School Year Trust Land Plans

<https://schoollandtrust.schools.utah.gov/login?redirect=%2Fhome>

Our adopted rules of Parliamentary Procedure, Robert's Rules, provide for a consent agenda listing several items for approval of the Board by a single motion. Most of the items listed under the consent agenda have gone through Board subcommittee review and recommendation. Documentation concerning these items has been provided to all Board members and the public in advance to assure an extensive and thorough review. Items may be removed from the consent agenda at the request of any board member.

III. Public Comment

IV. Reports

A. School Board Report

Myron Cottam  
Ralph Perkins  
April LeFevre  
Curtis Barney

Jared Brems

- B. Superintendent Report
- C. Business Administrator Report
- D. Annual ELL Report  
<https://docs.google.com/presentation/d/1yWPkOxj69X8eaDApIkY0u1RkeiUKfOJECVL30CgwoXw/edit?usp=sharing>
- E. Annual Report: Computer Science Program
- V. Board Discussion
  - A. Panguitch Middle School
- VI. Board Business
  - A. Future Board Items  
Tentative Board Business Items by Month
  - B. Set Upcoming Board Meetings  
Board Meeting Calendar
- VII. Public Comment
- VIII. Board Action Items
  - A. Bus Request for Bryce Canyon Marathon
  - B. 4-H Summer Bus Request  
Trip #1- Day Camp at Pine Lake - June 18  
Requesting 2 Buses
- 5. Escalante Elementary School <80 miles
- 6. Panguitch Elementary School <50 miles
- 7. Return by 5 pm

Trip #2- Field Trip to Kanab - July 16

Requesting 2 Buses

- Escalante Elementary School <80 miles
- Panguitch Elementary School <50 miles
- Return by 5 pm

Trip #3- 4-H Day at the Fair - August 8

Requesting 1 Bus

- Escalante Elementary School <80 mile
- Return by 5 pm

C. Chromebooks

D. School Bus Rental Request – Camp Baraisa (Summer 2026)

### **Background**

Camp Baraisa, a registered non-profit youth camp (Tax ID: 93-1772297) based in Antimony, Utah, has submitted a request to rent one or two school buses with drivers for local summer trips between July 24 and August 10, 2026. The request was brought to the District's attention by Mike Edwards and coordinated through Izzy Nussbaum, Activities Director.

### **Requested Transportation Schedule**

*Fridays - July 24, July 31, and August 7:* One bus (45 passengers) departing Rockin' R Ranch in Antimony at 2:30 p.m. to Piute High School Baseball Fields. Driver to wait on-site approximately 2 hours, returning the group to Antimony at approximately 4:30 p.m.

*Thursdays - July 30 and August 6:* One bus (45 passengers) departing Antimony at 1:15 p.m. to ROAM Outdoor Adventure Co. (80 South Main Street, Tropic, UT), with approximately 2 hours of wait time. A second bus departing at 3:15 p.m. for the same destination is also requested if available.

### **Organizational Information**

Camp Baraisa is a State of Utah registered non-profit. The organization has provided its Tax ID but noted that its insurance documentation is pending and will be submitted upon finalization. Primary contact is Izzy Nussbaum (848-245-7307); secondary contact is David Weinberger, Camp Director (848-299-1155).

### **Relevant Precedent**

District records indicate that the Board previously approved a bus and driver donation for a similar trip (LDS Church Trek) at the March 20, 2025 regular meeting, providing a precedent for this type of arrangement with a religiously affiliated organization.

### **Requested Action**

Board review and approval of the rental arrangement to allow District transportation staff to finalize scheduling with Camp Baraisa.

Video Demo of Activity:

<https://www.youtube.com/watch?v=R0Nn4USMCqc&authuser=0>

#### **E. Board Approval to Surplus a Portion of Parcel 08-0073-0119**

The District purchased parcel 08-0073-0119 recently, which is located at 640 W Bryce Way, directly across from Bryce Valley High School. During long-term planning discussions, it became clear that the Eastern pan handle portion of the lot would not have a use. Based on that determination, we recommend surplusizing that portion of the Parcel.

The District will engage an appraiser to have the parcel appraised and begin the process of negotiating a sale with potential buyers. We will bring a real estate purchase contract before the board for any final approval, this action is just to designate this portion of the parcel as surplus.

#### **F. Highly Needed Educator Stipend**

The Teacher Salary Supplement Program, commonly known as TSSP, was a state-funded salary supplement program intended to help recruit and retain

teachers in high-need teaching areas. Historically, the program provided salary supplements to eligible teachers in areas identified by the state, including positions such as special education, math, science, and other hard-to-fill assignments.

The 2024-2025 school year was the final funding year for TSSP. Beginning July 1, 2025, the Utah Legislature replaced TSSP with the Salary Supplement for Highly Needed Educators program, known as SHiNE. USBE describes SHiNE as the replacement for TSSP beginning with the 2025-2026 school year. The major change is that SHiNE allows individual LEAs to determine which teachers are highly needed in their schools, rather than relying only on the previous state-defined TSSP categories.

Under Utah Code § 53F-2-504, the salary supplement is part of an eligible teacher's base pay, subject to the teacher qualifying each year, semester, or quarter. The law also requires employer-paid benefits to be included in addition to the salary supplement amount established by the LEA.

IX. Executive Session

8. Discussion of the character, professional competence, or physical or mental health of an individual.
9. Discussion regarding deployment of security personnel, devices, or systems.
10. Strategy to discuss pending or reasonably imminent litigation.
11. Strategy sessions to discuss collective bargaining.
12. Strategy to discuss the purchase, exchange or lease of real estate.
13. Investigative proceedings regarding allegations of criminal conduct.

X. Adjournment

Notice of this meeting was .

---

For the Board

## I. Work Meeting

### I.A. Welcome

The meeting was called to order at 3:05 PM. All Board members were present including April Lefevre, Ralph Perkins, Myron Cottam, Jared Brems, and Curtis Barney. Superintendent John Dodds and Business Administrator Lane Mecham were also present.

#### I.A.1. DC Recommendation

Ryan Bytheway requested, on behalf of all the schools, that the DC trip be approved for the upcoming year.

## II. Discussion Items

### II.A. Promoting Garfield County and Garfield County School District

Superintendent Dodds discussed the drop in enrollment and the ongoing decline. He reported that the County Economic Development Director had reached out to ask the District to partner with them on marketing the school district and affordable housing. He asked the Board about the District reaching out to PR firms to research marketing potential.

### II.B. Formal process for moving teachers from provisional to career.

The superintendent led a discussion about the process for moving a teacher from provisional to career status. Superintendent recommended changing the process from letting the status move automatically to the Board having to approve their status.

### II.C. Staffing

## III. Board Training

The Board took a second to discuss the Master Board Award program and progress. April volunteered to follow-up with USBA to see why it's not been working. The Board also had discussion about the topics covered during a rural schools conference. The Board discussed technology changes in law and looking ahead to policies that will need to be in place.

## IV. Review Board Agenda

A motion was made to go into executive session for items 1, 4, and 5. This motion, made by Myron Cottam and seconded by Curtis Barney, Carried.

Curtis Barney: Yea, Jared Brems: Yea, Myron Cottam: Yea, April LeFevre: Yea, Ralph Perkins: Yea

Yea: 5, Nay: 0

## V. Executive Session

1. Discussion of the character, professional competence, or physical or mental health of an individual.
2. Discussion regarding deployment of security personnel, devices, or systems.
3. Strategy to discuss pending or reasonably imminent litigation.

4. Strategy sessions to discuss collective bargaining.
5. Strategy to discuss the purchase, exchange or lease of real estate.
6. Investigative proceedings regarding allegations of criminal conduct.

A motion was made to leave executive session. This motion, made by April LeFevre and seconded by Myron Cottam, Carried.

Curtis Barney: Yea, Jared Brems: Yea, Myron Cottam: Yea, April LeFevre: Yea, Ralph Perkins: Yea

Yea: 5, Nay: 0

#### VI. Adjournment

The meeting was adjourned at 5:04 PM.

VII. How are we going to communicate changes to parents that we will have to make because of legislation?

VIII. Where are we with developing/updating our technology policy. This year bills passed more technology than any other year. Bell to Bell, Cell phone, etc.

## I. Regular Board Meeting

### I.A. Welcome

A motion was made to approve the consent agenda with the correction being made to the namings on the positions. This motion, made by Myron Cottam and seconded by April LeFevre, Carried.

Curtis Barney: Yea, Jared Brems: Yea, Myron Cottam: Yea, April LeFevre: Yea, Ralph Perkins: Yea

Yea: 5, Nay: 0

The meeting was called to order at 5:04 PM. All board members were present including April Lefevre, Ralph Perkins, Myron Cottam, Jared Brems, and Curtis Barney. Superintendent John Dodds and Business Administrator Lane Meham were also present.

## II. Consent Agenda Items

### II.A. Approve School Board Meeting Minutes

### II.B. Approve Financial Reports

### II.C. Approve Hiring Recommendations

### II.D. Letters of Resignation

### II.E. Enrollment Report

### II.F. Home School Affidavits

### II.G. Sports and Transportation Approvals

### II.H. Other Travel Approval

### II.I. Trust Lands/TSSA

## III. Public Comment

<http://www.online-stopwatch.com/>

The Board cannot allow members of the public to talk about the deficiencies of others in a public meeting because the Board could be seen as facilitating the public in a slander setting. Remarks of this nature are inappropriate to bring up in the public comment and will not be allowed by the Board. If you have those concerns, you can address them up with the Superintendent.

#### IV. Reports

##### IV.A. School Board Report

The Board reported on their various Board activities since the prior meeting.

##### IV.B. Superintendent Report

Superintendent reported on the upcoming meetings and other happenings across the district.

##### IV.C. Business Administrator Report

Lane updated the Board on construction and funding business..

#### V. Board Discussion

##### V.A. Review Exchange Student Policy

The board had discussion about exchange student policies and funding.

##### V.B. M&O Budget Recommendation

Lane reported that funding is currently projected to be down for the online school and only moderate increases in the brick and mortar schools. He reported that he was waiting for benefits final rates and funding final estimates before giving M&O recommendations.

##### V.C. CTE APEX Center

Lane provided a report on the Apex center and the process for applying for the grant.

#### VI. Board Business

##### VI.A. Future Board Items

The Board reviewed the upcoming agenda items.

##### VI.B. Set Upcoming Board Meetings

The Board set the meeting for May 28, 2026.

#### VII. Public Comment

Jenny Evans expressed concerns that the computer science program might be eliminated next year. She requested the Board consider ways to keep the computer science program active if the funding is eliminated.

Rowdy Miller requested the Board consider recognizing the Sterling Scholars through some level of compensation.

#### VIII. Board Action Items

##### VIII.A. Final Reading: Fee Schedule

April made a motion to approve the final reading of the fee schedule. This motion, made by April LeFevre and seconded by Ralph Perkins, Carried.

Curtis Barney: Yea, Jared Brems: Yea, Myron Cottam: Yea, April LeFevre: Yea, Ralph Perkins: Yea

Yea: 5, Nay: 0

Lane reported there was only one change to football.

#### VIII.B. Superintendent Contract

A motion was made to move the item to the end of the meeting. This motion, made by April LeFevre and seconded by Myron Cottam, Carried.

Curtis Barney: Yea, Jared Brems: Yea, Myron Cottam: Yea, April LeFevre: Yea, Ralph Perkins: Yea

Yea: 5, Nay: 0

A motion was made to approve a 2.0% step increase, a 3.0% COLA, and a schedule that matches the teacher weekly schedule on a 2-year contract. This motion, made by Curtis Barney and seconded by April LeFevre, Carried.

Curtis Barney: Yea, Jared Brems: Yea, Myron Cottam: Yea, April LeFevre: Yea, Ralph Perkins: Yea

Yea: 5, Nay: 0

Ralph reported that the Board was not ready to take action just yet. April suggested that the Board go into executive session and come back to finalize the negotiations.

#### VIII.C. Data Review for Instruction in Health

A motion was made to accept the data. This motion, made by Myron Cottam and seconded by Curtis Barney, Carried.

Curtis Barney: Yea, Jared Brems: Yea, Myron Cottam: Yea, April LeFevre: Yea, Ralph Perkins: Yea

Yea: 5, Nay: 0

#### VIII.D. Washington DC Trip Approval

A motion was made to approve the schools to plan the DC trip contingent on them returning to the Board for final approval prior to leaving for the trip. This motion, made by Ralph Perkins and seconded by April LeFevre, Carried.

Curtis Barney: Yea, Jared Brems: Yea, Myron Cottam: Yea, April LeFevre: Yea, Ralph Perkins: Yea

Yea: 5, Nay: 0

#### VIII.E. Bus Purchase

A motion was made to approve the purchase of the bus. This motion, made by Myron Cottam and seconded by April LeFevre, Carried.

Curtis Barney: Yea, Jared Brems: Yea, Myron Cottam: Yea, April LeFevre: Yea, Ralph Perkins: Yea

Yea: 5, Nay: 0

A motion was made to approve the purchase of the bus. This motion, made by Myron Cottam and seconded by April LeFevre, Carried.

Curtis Barney: Yea, Jared Brems: Yea, Myron Cottam: Yea, April LeFevre: Yea, Ralph Perkins: Yea

Yea: 5, Nay: 0

#### VIII.F. Fleet Purchases

Lane described the condition of the current fleet and the need to make some catch up purchases.

#### VIII.G. Approve Busses for Event

A motion was made to approve the use of a school bus. This motion, made by April LeFevre and seconded by Ralph Perkins, Carried.

Curtis Barney: Yea, Jared Brems: Yea, Myron Cottam: Yea, April LeFevre: Yea, Ralph Perkins: Yea  
Yea: 5, Nay: 0

#### VIII.H. Rental Fee Waiver

A motion was made to approve the waiver of the fees for the use of PHS and its track. This motion, made by April LeFevre and seconded by Ralph Perkins, Carried.

Curtis Barney: Yea, Jared Brems: Yea, Myron Cottam: Yea, April LeFevre: Yea, Ralph Perkins: Yea  
Yea: 5, Nay: 0

#### VIII.I. Year End Bonuses

A motion was made to approve the year end bonuses. This motion, made by Myron Cottam and seconded by Ralph Perkins, Carried.

Curtis Barney: Yea, Jared Brems: Yea, Myron Cottam: Yea, April LeFevre: Yea, Ralph Perkins: Yea  
Yea: 5, Nay: 0

Lane reported on the condition of the budget and reported that it was healthy and recommended approval of the bonus. He thanked the teachers for their flexibility in negotiating the bonus and that it's provided the district a lot of flexibility for the district.

#### IX. Executive Session

1. Discussion of the character, professional competence, or physical or mental health of an individual.
2. Discussion regarding deployment of security personnel, devices, or systems.
3. Strategy to discuss pending or reasonably imminent litigation.
4. Strategy sessions to discuss collective bargaining.
5. Strategy to discuss the purchase, exchange or lease of real estate.
6. Investigative proceedings regarding allegations of criminal conduct.

A motion was made to go into executives session for item 4. This motion, made by April LeFevre and seconded by Curtis Barney, Carried.

Curtis Barney: Yea, Jared Brems: Yea, Myron Cottam: Yea, April LeFevre: Yea, Ralph Perkins: Yea  
Yea: 5, Nay: 0

A motion was made to leave executive session. This motion, made by Ralph Perkins and seconded by Myron Cottam, Carried.

Curtis Barney: Yea, Jared Brems: Yea, Myron Cottam: Yea, April LeFevre: Yea, Ralph Perkins: Yea  
Yea: 5, Nay: 0

#### X. Adjournment

# Garfield County School District

## Account Level Operating Statement For the Period 07/01/2025 through 06/30/2026

Fiscal Year: 2025-2026

		<u>07/01/2025 - 06/30/2026</u>	<u>Budget</u>	<u>Budget Balance</u>		
10	Maintenance and Operations Fund					
REVENUE		MTD	YTD	Budget	BudgetBalance	Percent
10.500.0050.0000.1110	Basic Rate	(\$1,548,736.97)	(\$1,548,736.97)	\$0.00	\$1,548,736.97	0.0%
10.500.0050.0000.1111	Basic Redemptions	(\$84,798.97)	(\$84,798.97)	\$0.00	\$84,798.97	0.0%
10.500.0050.0000.1112	Voted Local Current	(\$1,458,197.14)	(\$1,458,197.14)	\$0.00	\$1,458,197.14	0.0%
10.500.0050.0000.1113	Voted Local Redemptions	(\$79,313.24)	(\$79,313.24)	\$0.00	\$79,313.24	0.0%
10.500.0050.0000.1114	Board Local Current	(\$783,842.21)	(\$783,842.21)	\$0.00	\$783,842.21	0.0%
10.500.0050.0000.1115	Board Local Redemptions	(\$42,243.56)	(\$42,243.56)	\$0.00	\$42,243.56	0.0%
10.500.0050.0000.1160	FILT--Basic Rate	(\$124,743.69)	(\$124,743.69)	\$0.00	\$124,743.69	0.0%
10.500.0050.0000.1162	FILT-- Voted Local	(\$116,384.81)	(\$116,384.81)	\$0.00	\$116,384.81	0.0%
10.500.0050.0000.1164	FILT--Board Local	(\$61,773.41)	(\$61,773.41)	\$0.00	\$61,773.41	0.0%
10.500.0050.0000.1990	Miscellaneous	(\$80,650.84)	(\$80,650.84)	\$0.00	\$80,650.84	0.0%
10.500.0050.0000.3005	Kindergarten	(\$822,563.33)	(\$822,563.33)	\$0.00	\$822,563.33	0.0%
10.500.0050.0000.3010	Online Course Access	(\$3,733,275.48)	(\$3,733,275.48)	\$0.00	\$3,733,275.48	0.0%
10.500.0050.0000.3013	Foreign Exchange	(\$3,895.00)	(\$3,895.00)	\$0.00	\$3,895.00	0.0%
10.500.0050.0000.3015	NESS	(\$3,583,304.63)	(\$3,583,304.63)	\$0.00	\$3,583,304.63	0.0%
10.500.0050.0000.3800	Curriculum Development	(\$22,937.27)	(\$22,937.27)	\$0.00	\$22,937.27	0.0%
10.500.0050.0000.5300	SALE OF ASSET	(\$7,766.00)	(\$7,766.00)	\$0.00	\$7,766.00	0.0%
10.500.0400.0000.1510	Interest on Investments	(\$395,710.76)	(\$395,710.76)	\$0.00	\$395,710.76	0.0%
10.500.0400.0000.1910	Rentals	(\$7,000.00)	(\$7,000.00)	\$0.00	\$7,000.00	0.0%
10.500.0400.0000.1930	Sales of Asset	(\$21,448.27)	(\$21,448.27)	\$0.00	\$21,448.27	0.0%
10.500.0400.0000.1990	Miscellaneous	(\$12,915.93)	(\$3,546.10)	\$0.00	\$3,546.10	0.0%
10.500.1205.0000.3100	SPED Add-On	(\$545,881.09)	(\$545,881.09)	\$0.00	\$545,881.09	0.0%
10.500.1210.0000.3100	SPED - Self Contained	(\$31,432.65)	(\$31,432.65)	\$0.00	\$31,432.65	0.0%
10.500.1215.0000.3100	SPED - State Pre-K	(\$46,177.99)	(\$46,177.99)	\$0.00	\$46,177.99	0.0%
10.500.1220.0000.3100	SPED - Extended Year	(\$4,134.40)	(\$4,134.40)	\$0.00	\$4,134.40	0.0%
10.500.1225.0000.3100	SPED - Impact Aid	(\$12,859.07)	(\$12,859.07)	\$0.00	\$12,859.07	0.0%
10.500.1278.0000.3100	Extended Year SpEd	(\$7,327.04)	(\$7,327.04)	\$0.00	\$7,327.04	0.0%
10.500.1295.0000.1950	Misc. Revenue - Unique Local SpEd Programs	(\$16,550.00)	(\$16,550.00)	\$0.00	\$16,550.00	0.0%
10.500.1609.0000.3300	Adult Ed	(\$240,088.67)	(\$240,088.67)	\$0.00	\$240,088.67	0.0%
10.500.5201.0000.3100	Class Size Reduction	(\$448,905.30)	(\$448,905.30)	\$0.00	\$448,905.30	0.0%
10.500.5295.0000.3800	Early Learning - Training & Assessment	(\$530.00)	(\$530.00)	\$0.00	\$530.00	0.0%
10.500.5310.0000.3200	Flexible Allocation	(\$729,843.31)	(\$729,843.31)	\$0.00	\$729,843.31	0.0%
10.500.5315.0000.3200	Pupil Transportation	(\$200,404.04)	(\$200,404.04)	\$0.00	\$200,404.04	0.0%
10.500.5321.0000.3800	Statewide Financial Mgmt System Grants	(\$62,151.00)	(\$62,151.00)	\$0.00	\$62,151.00	0.0%
10.500.5331.0000.3300	Special Populations	(\$9,450.86)	(\$9,450.86)	\$0.00	\$9,450.86	0.0%
10.500.5333.0000.3300	Concurrent Enrollment	(\$63,947.50)	(\$63,947.50)	\$0.00	\$63,947.50	0.0%
10.500.5344.0000.3100	Students At-Risk Add-On	(\$232,443.87)	(\$232,443.87)	\$0.00	\$232,443.87	0.0%
10.500.5420.0000.3500	School Land Trust	(\$471,700.46)	(\$471,700.46)	\$0.00	\$471,700.46	0.0%
10.500.5455.0000.3600	Voted Leeway	(\$1,229,245.27)	(\$1,229,245.27)	\$0.00	\$1,229,245.27	0.0%
10.500.5460.0000.3600	Board Leeway	(\$593,452.82)	(\$593,452.82)	\$0.00	\$593,452.82	0.0%
10.500.5610.0000.3800	Driver's Ed	(\$7,965.00)	(\$7,965.00)	\$0.00	\$7,965.00	0.0%
10.500.5613.0000.3300	Adult Ed Corrections	(\$21,529.17)	(\$21,529.17)	\$0.00	\$21,529.17	0.0%
10.500.5643.0000.3990	State Rev from Non-USBE Agencies	(\$90,000.00)	(\$90,000.00)	\$0.00	\$90,000.00	0.0%
10.500.5651.0000.3200	Educator Professional Time Peesra	(\$163,007.36)	(\$163,007.36)	\$0.00	\$163,007.36	0.0%
10.500.5655.0000.3500	Learning-Ongoing	(\$82,609.37)	(\$82,609.37)	\$0.00	\$82,609.37	0.0%
10.500.5659.0000.3400	School-Based Education Support Professional Bonus	(\$71,226.50)	(\$71,226.50)	\$0.00	\$71,226.50	0.0%
10.500.5671.0000.3990	Volunteerism Revenues	(\$59,011.00)	(\$59,011.00)	\$0.00	\$59,011.00	0.0%
10.500.5673.0000.3800	Electronic Cigarette Substance & Nicotine Prev	(\$32,000.00)	(\$32,000.00)	\$0.00	\$32,000.00	0.0%
10.500.5674.0000.3800	Suicide Prevention	(\$8,000.00)	(\$8,000.00)	\$0.00	\$8,000.00	0.0%
10.500.5677.0000.3500	Computer Science	(\$271,464.59)	(\$271,464.59)	\$0.00	\$271,464.59	0.0%
10.500.5678.0000.3500	One Time Discretionary	(\$625,807.85)	(\$625,807.85)	\$0.00	\$625,807.85	0.0%
10.500.5679.0000.3500	Student Health & Counseling Support Pgm	(\$75,133.99)	(\$75,133.99)	\$0.00	\$75,133.99	0.0%
10.500.5697.0000.3990	State Rev from Non-USBE Agencies	(\$63,501.00)	(\$63,501.00)	\$0.00	\$63,501.00	0.0%
10.500.5807.0000.3400	Teacher Salary Supplement	(\$160,876.20)	(\$160,876.20)	\$0.00	\$160,876.20	0.0%
10.500.5868.0000.3400	Teacher Supplies and Materials	(\$26,525.00)	(\$26,525.00)	\$0.00	\$26,525.00	0.0%
10.500.5876.0000.3400	Salary Adjustments	(\$832,377.55)	(\$832,377.55)	\$0.00	\$832,377.55	0.0%
10.500.5882.0000.3500	BTS Arts	(\$63,322.34)	(\$63,322.34)	\$0.00	\$63,322.34	0.0%

# Garfield County School District

## Account Level Operating Statement For the Period 07/01/2025 through 06/30/2026

Fiscal Year: 2025-2026

		<u>07/01/2025 - 06/30/2026</u>	<u>Budget</u>	<u>Budget Balance</u>		
10.500.5901.0000.3100	CTE College & Career	(\$13,333.34)	(\$13,333.34)	\$0.00	\$13,333.34	0.0%
10.500.5902.0000.3100	Workbased Learning	(\$8,224.17)	(\$8,224.17)	\$0.00	\$8,224.17	0.0%
10.500.5903.0000.3100	CTE Comprehensive Counseling	(\$53,333.33)	(\$53,333.33)	\$0.00	\$53,333.33	0.0%
10.500.5914.0000.3800	School Safety & Support Grants Peesra	(\$249,353.14)	(\$249,353.14)	\$0.00	\$249,353.14	0.0%
10.500.6000.0000.3100	CTE Technical Student	(\$462,205.00)	(\$462,205.00)	\$0.00	\$462,205.00	0.0%
10.500.6015.0000.1930	Sale of Asset	(\$24,021.00)	(\$24,021.00)	\$0.00	\$24,021.00	0.0%
10.500.6015.0000.1950	Misc. Revenue From Other School Districts	(\$19,876.72)	(\$19,876.72)	\$0.00	\$19,876.72	0.0%
10.500.6100.0000.3100	Summer Agriculture	(\$38,950.00)	(\$38,950.00)	\$0.00	\$38,950.00	0.0%
10.500.7390.0000.4200	Secure Rural Schools	(\$815,419.21)	(\$815,419.21)	\$0.00	\$815,419.21	0.0%
10.500.7401.0000.4538	Carl Perkins	(\$113,680.92)	(\$113,680.92)	\$0.00	\$113,680.92	0.0%
10.500.7522.0000.4522	SPED - Federal Pre-K	(\$9,666.53)	(\$9,666.53)	\$0.00	\$9,666.53	0.0%
10.500.7524.0000.4524	IDEA Flow-Through	(\$292,114.16)	(\$292,114.16)	\$0.00	\$292,114.16	0.0%
10.500.7801.0000.4800	Title I	(\$90,518.46)	(\$90,518.46)	\$0.00	\$90,518.46	0.0%
10.500.7880.0000.4800	Title III - ELA	(\$5,586.26)	(\$5,586.26)	\$0.00	\$5,586.26	0.0%
10.500.7905.0000.4800	Supporting Effective Instruction	(\$5,666.77)	(\$5,666.77)	\$0.00	\$5,666.77	0.0%
<b>REVENUE</b>		<b>(\$22,794,332.78)</b>	<b>(\$22,784,962.95)</b>	<b>\$0.00</b>	<b>\$22,784,962.95</b>	<b>0.0%</b>

### EXPENDITURE

		MTD	YTD	Budget	BudgetBalance	Percent
10.000.5679.0000.0000	Student Health and Counseling Budget	\$0.00	\$0.00	\$67,574.76	\$67,574.76	0.0%
10.104.0050.2600.0412	AES Operation/Maintenance Disposal Servi	\$1,050.00	\$1,050.00	\$0.00	(\$1,050.00)	0.0%
10.104.0050.2600.0430	AES Repairs & Maintenance Services	\$779.60	\$779.60	\$0.00	(\$779.60)	0.0%
10.104.0050.2600.0530	AES Elementary School Communication	\$476.32	\$476.32	\$0.00	(\$476.32)	0.0%
10.104.0050.2600.0622	AES Elementary School Electricity	\$1,377.87	\$1,377.87	\$0.00	(\$1,377.87)	0.0%
10.104.0050.2600.0623	AES Elementary School Bottled Gas	\$4,926.16	\$4,926.16	\$0.00	(\$4,926.16)	0.0%
10.104.0050.2610.0610	AES Elementary Custodial Supplies	\$69.54	\$69.54	\$0.00	(\$69.54)	0.0%
10.104.0050.2620.0610	AES Maintenance Supplies	\$79.74	\$79.74	\$0.00	(\$79.74)	0.0%
10.104.0400.2500.0340	Other Purchased Services	\$0.46	\$0.46	\$0.00	(\$0.46)	0.0%
10.104.0400.2610.0182	CUSTODIANS-REG	\$1,596.76	\$1,596.76	\$0.00	(\$1,596.76)	0.0%
10.104.0400.2610.0210	STATE RETIREMENT	\$366.86	\$366.86	\$0.00	(\$366.86)	0.0%
10.104.0400.2610.0220	FICA	\$122.14	\$122.14	\$0.00	(\$122.14)	0.0%
10.104.7860.2212.0580	Title II Travel	\$240.56	\$240.56	\$0.00	(\$240.56)	0.0%
10.108.0050.1000.0131	Teacher BES	\$37,053.53	\$37,053.53	\$0.00	(\$37,053.53)	0.0%
10.108.0050.1000.0132	Substitute Teacher BES	\$1,638.56	\$1,638.56	\$0.00	(\$1,638.56)	0.0%
10.108.0050.1000.0140	Other Licensed Salaries	\$1,647.11	\$1,647.11	\$0.00	(\$1,647.11)	0.0%
10.108.0050.1000.0210	Retirement BES	\$7,360.84	\$7,360.84	\$0.00	(\$7,360.84)	0.0%
10.108.0050.1000.0220	Social Security BES	\$2,984.05	\$2,984.05	\$0.00	(\$2,984.05)	0.0%
10.108.0050.1000.0240	Group Insurance BES	\$16,416.00	\$16,416.00	\$0.00	(\$16,416.00)	0.0%
10.108.0050.1000.0530	BES Elementary School Communication	\$450.00	\$450.00	\$0.00	(\$450.00)	0.0%
10.108.0050.1000.0610	BES Classroom Instruction Supplies	\$6,192.97	\$6,192.97	\$0.00	(\$6,192.97)	0.0%
10.108.0050.2600.0411	BES Elementary School Water/Sewage	\$2,732.92	\$2,732.92	\$0.00	(\$2,732.92)	0.0%
10.108.0050.2600.0430	BES Repairs & Maintenance	\$17,316.62	\$17,316.62	\$0.00	(\$17,316.62)	0.0%
10.108.0050.2600.0530	BES Elementary School Communication	\$664.74	\$664.74	\$0.00	(\$664.74)	0.0%
10.108.0050.2600.0622	BES Elementary School Electricity	\$2,044.59	\$2,044.59	\$0.00	(\$2,044.59)	0.0%
10.108.0050.2600.0623	BES Elementary School Bottled Gas	\$1,265.86	\$1,265.86	\$0.00	(\$1,265.86)	0.0%
10.108.0050.2610.0610	BES Elementary Custodial Supplies	\$1,136.99	\$1,136.99	\$0.00	(\$1,136.99)	0.0%
10.108.0050.2620.0610	BES Elementary Maintenance Supplies	\$547.29	\$547.29	\$0.00	(\$547.29)	0.0%
10.108.0400.2500.0340	Other Purchased Services	\$346.84	\$346.84	\$0.00	(\$346.84)	0.0%
10.108.0400.2610.0182	CUSTODIANS-REG	\$3,044.33	\$3,044.33	\$0.00	(\$3,044.33)	0.0%
10.108.0400.2610.0220	FICA	\$232.91	\$232.91	\$0.00	(\$232.91)	0.0%
10.108.1205.1000.0610	SPED Supplies	\$5,001.75	\$5,001.75	\$0.00	(\$5,001.75)	0.0%
10.108.5201.1000.0131	Class Size Reduction Teacher	\$27,478.28	\$27,478.28	\$0.00	(\$27,478.28)	0.0%
10.108.5201.1000.0140	Other Licensed Salaries	\$1,644.28	\$1,644.28	\$0.00	(\$1,644.28)	0.0%
10.108.5201.1000.0210	Class Size Reduction - Retirement	\$5,539.12	\$5,539.12	\$0.00	(\$5,539.12)	0.0%
10.108.5201.1000.0220	Class Size Reduction - FICA	\$2,176.02	\$2,176.02	\$0.00	(\$2,176.02)	0.0%
10.108.5201.1000.0240	Class Size Reduction - Insurance	\$4,098.01	\$4,098.01	\$0.00	(\$4,098.01)	0.0%
10.108.5420.1000.0131	TEACHERS	\$5,177.09	\$5,177.09	\$0.00	(\$5,177.09)	0.0%
10.108.5420.1000.0210	Trustlands State Retirement BES	\$984.68	\$984.68	\$0.00	(\$984.68)	0.0%
10.108.5420.1000.0220	Trustlands Social Security BES	\$385.83	\$385.83	\$0.00	(\$385.83)	0.0%
10.108.5420.1000.0240	Trustlands - Group Health	\$807.25	\$807.25	\$0.00	(\$807.25)	0.0%

# Garfield County School District

## Account Level Operating Statement For the Period 07/01/2025 through 06/30/2026

Fiscal Year: 2025-2026

		<u>07/01/2025 - 06/30/2026</u>	<u>Budget</u>	<u>Budget Balance</u>		
10.108.5678.1000.0131	TSSA Adjustment BES	\$3,322.29	\$3,322.29	\$0.00	(\$3,322.29)	0.0%
10.108.5678.1000.0210	Retirement	\$631.86	\$631.86	\$0.00	(\$631.86)	0.0%
10.108.5678.1000.0220	FICA	\$244.56	\$244.56	\$0.00	(\$244.56)	0.0%
10.108.5678.1000.0240	Group Insurance BES	\$1,022.94	\$1,022.94	\$0.00	(\$1,022.94)	0.0%
10.108.5678.2213.0580	EI Coaches Travel And Training	\$652.40	\$652.40	\$0.00	(\$652.40)	0.0%
10.108.5868.1000.0610	BES Teacher Materials & Supplies	\$1,000.00	\$1,000.00	\$0.00	(\$1,000.00)	0.0%
10.108.5876.1000.0131	Educator Salary Adjustment BES	\$15,629.85	\$15,629.85	\$0.00	(\$15,629.85)	0.0%
10.108.5876.1000.0210	BES ESA Retirement	\$2,972.85	\$2,972.85	\$0.00	(\$2,972.85)	0.0%
10.108.5876.1000.0220	Social Security	\$1,150.74	\$1,150.74	\$0.00	(\$1,150.74)	0.0%
10.108.5876.1000.0240	Group Insurance BES	\$4,812.66	\$4,812.66	\$0.00	(\$4,812.66)	0.0%
10.108.5914.2620.0610	BES Elementary Maintenance Supplies	\$18.63	\$18.63	\$0.00	(\$18.63)	0.0%
10.108.7801.1000.0131	TEACHERS	\$898.79	\$898.79	\$0.00	(\$898.79)	0.0%
10.108.7801.1000.0210	State Retirement	\$170.96	\$170.96	\$0.00	(\$170.96)	0.0%
10.108.7801.1000.0220	Social Security	\$66.99	\$66.99	\$0.00	(\$66.99)	0.0%
10.108.7801.1000.0240	Title I - Health	\$140.14	\$140.14	\$0.00	(\$140.14)	0.0%
10.112.0050.1000.0131	Teacher BVES	\$255,379.93	\$255,379.93	\$0.00	(\$255,379.93)	0.0%
10.112.0050.1000.0132	Substitute Teacher BVES	\$16,274.64	\$16,274.64	\$0.00	(\$16,274.64)	0.0%
10.112.0050.1000.0140	Other Licensed Salaries	\$14,958.93	\$14,958.93	\$0.00	(\$14,958.93)	0.0%
10.112.0050.1000.0210	Retirement BVES	\$53,677.86	\$53,677.86	\$0.00	(\$53,677.86)	0.0%
10.112.0050.1000.0220	Social Security	\$22,755.09	\$22,755.09	\$0.00	(\$22,755.09)	0.0%
10.112.0050.1000.0240	Group Insurance	\$55,388.16	\$55,388.16	\$0.00	(\$55,388.16)	0.0%
10.112.0050.1000.0241	Insurance Opt-Out Teacher BVES	\$17,550.00	\$17,550.00	\$0.00	(\$17,550.00)	0.0%
10.112.0050.1000.0610	BVES Instruct Supply	\$19,476.00	\$19,476.00	\$0.00	(\$19,476.00)	0.0%
10.112.0050.1000.0650	BVES Technology Suppl	\$30,748.80	\$30,748.80	\$0.00	(\$30,748.80)	0.0%
10.112.0050.1000.0670	BVES Instruct Software	\$4,020.00	\$4,020.00	\$0.00	(\$4,020.00)	0.0%
10.112.0050.2212.0580	BVES Staff Travel/Per Diem	(\$12,295.30)	(\$12,295.30)	\$0.00	\$12,295.30	0.0%
10.112.0050.2220.0162	Para Pro Library/Media Services BVES	\$19,540.13	\$19,540.13	\$0.00	(\$19,540.13)	0.0%
10.112.0050.2220.0198	Other Classified Personnel	\$550.00	\$550.00	\$0.00	(\$550.00)	0.0%
10.112.0050.2220.0220	FICA	\$1,536.91	\$1,536.91	\$0.00	(\$1,536.91)	0.0%
10.112.0050.2600.0411	BVES Water/Sewage	\$10,161.70	\$10,161.70	\$0.00	(\$10,161.70)	0.0%
10.112.0050.2600.0412	BVES Operation/Maintenance Disposal Serv	\$2,800.00	\$2,800.00	\$0.00	(\$2,800.00)	0.0%
10.112.0050.2600.0430	BVES Operations Repairs/Maintenance Serv	\$5,039.06	\$5,039.06	\$0.00	(\$5,039.06)	0.0%
10.112.0050.2600.0530	BVES Communication	\$4,867.77	\$4,867.77	\$0.00	(\$4,867.77)	0.0%
10.112.0050.2600.0622	BVES Electricity	\$10,691.53	\$10,691.53	\$0.00	(\$10,691.53)	0.0%
10.112.0050.2600.0623	BVES Bottled Gas	\$24,355.74	\$24,355.74	\$0.00	(\$24,355.74)	0.0%
10.112.0050.2610.0610	BVES Custodial Supply	\$20,421.72	\$20,421.72	\$0.00	(\$20,421.72)	0.0%
10.112.0050.2620.0610	BVES Maintenance Supply	\$2,366.82	\$2,366.82	\$0.00	(\$2,366.82)	0.0%
10.112.0400.2100.0152	SECRETARIAL	\$13,851.94	\$13,851.94	\$0.00	(\$13,851.94)	0.0%
10.112.0400.2100.0210	STATE RETIREMENT	\$2,659.70	\$2,659.70	\$0.00	(\$2,659.70)	0.0%
10.112.0400.2100.0220	FICA	\$1,249.40	\$1,249.40	\$0.00	(\$1,249.40)	0.0%
10.112.0400.2100.0241	PEHP Opt-Out	\$2,480.00	\$2,480.00	\$0.00	(\$2,480.00)	0.0%
10.112.0400.2400.0152	Elementary Secretary BVES	\$28,254.11	\$28,254.11	\$0.00	(\$28,254.11)	0.0%
10.112.0400.2400.0198	Secretary Substitute BVES	\$3,289.69	\$3,289.69	\$0.00	(\$3,289.69)	0.0%
10.112.0400.2400.0210	BVES Admin Retirement	\$5,643.94	\$5,643.94	\$0.00	(\$5,643.94)	0.0%
10.112.0400.2400.0220	BVES FICA	\$2,774.55	\$2,774.55	\$0.00	(\$2,774.55)	0.0%
10.112.0400.2400.0241	Admin PEHP Opt Out	\$4,725.00	\$4,725.00	\$0.00	(\$4,725.00)	0.0%
10.112.0400.2410.0121	PRINCIPALS	\$74,509.89	\$74,509.89	\$0.00	(\$74,509.89)	0.0%
10.112.0400.2410.0140	Other Licensed Salaries	\$3,158.00	\$3,158.00	\$0.00	(\$3,158.00)	0.0%
10.112.0400.2410.0210	STATE RETIREMENT	\$18,152.16	\$18,152.16	\$0.00	(\$18,152.16)	0.0%
10.112.0400.2410.0220	BVES FICA	\$6,053.15	\$6,053.15	\$0.00	(\$6,053.15)	0.0%
10.112.0400.2410.0240	GROUP INSURANCE	\$20,826.00	\$20,826.00	\$0.00	(\$20,826.00)	0.0%
10.112.0400.2410.0530	BVES Principal's Cell	\$450.00	\$450.00	\$0.00	(\$450.00)	0.0%
10.112.0400.2500.0340	Other Purchased Services	\$161.13	\$161.13	\$0.00	(\$161.13)	0.0%
10.112.0400.2610.0182	CUSTODIANS-REG	\$52,683.18	\$52,683.18	\$0.00	(\$52,683.18)	0.0%
10.112.0400.2610.0198	Other Classified Personnel	\$2,110.86	\$2,110.86	\$0.00	(\$2,110.86)	0.0%
10.112.0400.2610.0210	STATE RETIREMENT	\$9,345.51	\$9,345.51	\$0.00	(\$9,345.51)	0.0%
10.112.0400.2610.0220	FICA	\$3,903.67	\$3,903.67	\$0.00	(\$3,903.67)	0.0%
10.112.0400.2610.0240	GROUP INSURANCE	\$19,925.09	\$19,925.09	\$0.00	(\$19,925.09)	0.0%
10.112.0400.2610.0530	CELL PHONE	\$550.00	\$550.00	\$0.00	(\$550.00)	0.0%
10.112.0500.1000.0161	BVES Community Pre-K Para	\$12,948.41	\$12,948.41	\$0.00	(\$12,948.41)	0.0%
10.112.0500.1000.0198	Other Classified Personnel	\$550.00	\$550.00	\$0.00	(\$550.00)	0.0%
10.112.0500.1000.0220	BVES Pre-K FICA	\$1,032.62	\$1,032.62	\$0.00	(\$1,032.62)	0.0%

# Garfield County School District

## Account Level Operating Statement For the Period 07/01/2025 through 06/30/2026

Fiscal Year: 2025-2026

		<u>07/01/2025 - 06/30/2026</u>	<u>Budget</u>	<u>Budget Balance</u>		
10.112.1205.1000.0131	Teacher Special Education BVES	\$29,412.45	\$29,412.45	\$0.00	(\$29,412.45)	0.0%
10.112.1205.1000.0140	Other Licensed Salaries	\$1,647.11	\$1,647.11	\$0.00	(\$1,647.11)	0.0%
10.112.1205.1000.0161	Para Professional Special Ed BVES	\$22,871.38	\$22,871.38	\$0.00	(\$22,871.38)	0.0%
10.112.1205.1000.0198	Other Classified Personnel	\$700.00	\$700.00	\$0.00	(\$700.00)	0.0%
10.112.1205.1000.0210	State Retirement	\$5,907.52	\$5,907.52	\$0.00	(\$5,907.52)	0.0%
10.112.1205.1000.0220	Social Security	\$4,113.70	\$4,113.70	\$0.00	(\$4,113.70)	0.0%
10.112.1205.1000.0240	Group Insurance	\$13,994.01	\$13,994.01	\$0.00	(\$13,994.01)	0.0%
10.112.1205.1000.0650	SPED Supplies	\$1,094.00	\$1,094.00	\$0.00	(\$1,094.00)	0.0%
10.112.1210.1000.0131	SC SPED Teacher	\$3,073.86	\$3,073.86	\$0.00	(\$3,073.86)	0.0%
10.112.1210.1000.0210	SC SPED Retirement	\$584.64	\$584.64	\$0.00	(\$584.64)	0.0%
10.112.1210.1000.0220	SC SPED FICA	\$228.02	\$228.02	\$0.00	(\$228.02)	0.0%
10.112.1210.1000.0240	SC SPED Insurance	\$1,529.82	\$1,529.82	\$0.00	(\$1,529.82)	0.0%
10.112.1220.1000.0131	Teachers	\$355.95	\$355.95	\$0.00	(\$355.95)	0.0%
10.112.1220.1000.0210	Ext Yr SPED Retirement	\$67.68	\$67.68	\$0.00	(\$67.68)	0.0%
10.112.1220.1000.0220	FICA	\$26.47	\$26.47	\$0.00	(\$26.47)	0.0%
10.112.1220.1000.0240	SPED Ext Year	\$177.12	\$177.12	\$0.00	(\$177.12)	0.0%
10.112.1225.1000.0131	Teachers	\$808.92	\$808.92	\$0.00	(\$808.92)	0.0%
10.112.1225.1000.0210	Ext Yr SPED Retirement	\$153.90	\$153.90	\$0.00	(\$153.90)	0.0%
10.112.1225.1000.0220	Ext Yr SPED FICA	\$59.82	\$59.82	\$0.00	(\$59.82)	0.0%
10.112.1225.1000.0240	SPED Ext Year	\$402.66	\$402.66	\$0.00	(\$402.66)	0.0%
10.112.5201.1000.0131	Teachers	\$53,515.52	\$53,515.52	\$0.00	(\$53,515.52)	0.0%
10.112.5201.1000.0210	State Retirement	\$12,142.63	\$12,142.63	\$0.00	(\$12,142.63)	0.0%
10.112.5201.1000.0220	Social Security	\$4,086.34	\$4,086.34	\$0.00	(\$4,086.34)	0.0%
10.112.5201.1000.0241	PEHP Opt-Out	\$675.00	\$675.00	\$0.00	(\$675.00)	0.0%
10.112.5336.1000.0610	BVES Instructional Supplies For At-Risk	\$170.90	\$170.90	\$0.00	(\$170.90)	0.0%
10.112.5420.1000.0161	Trustlands Para Professional BVES	\$60,694.75	\$60,694.75	\$65,142.00	\$4,447.25	93.2%
10.112.5420.1000.0198	Other Classified Personnel	\$2,000.00	\$2,000.00	\$0.00	(\$2,000.00)	0.0%
10.112.5420.1000.0210	Trustlands State Retirement BVES	\$160.47	\$160.47	\$0.00	(\$160.47)	0.0%
10.112.5420.1000.0220	Trustlands Social Security BVES	\$4,796.17	\$4,796.17	\$4,983.36	\$187.19	96.2%
10.112.5651.1000.0131	EPPH - Teachers	\$11,733.49	\$11,733.49	\$0.00	(\$11,733.49)	0.0%
10.112.5651.1000.0210	EPPH - Retirement	\$2,353.65	\$2,353.65	\$0.00	(\$2,353.65)	0.0%
10.112.5651.1000.0220	EPPH - FICA	\$880.64	\$880.64	\$0.00	(\$880.64)	0.0%
10.112.5659.1000.0198	State Education Support Bonus	\$4,900.00	\$4,900.00	\$0.00	(\$4,900.00)	0.0%
10.112.5659.1000.0220	FICA	\$374.85	\$374.85	\$0.00	(\$374.85)	0.0%
10.112.5659.2220.0198	State Education Support Bonus	\$700.00	\$700.00	\$0.00	(\$700.00)	0.0%
10.112.5659.2220.0220	FICA	\$53.55	\$53.55	\$0.00	(\$53.55)	0.0%
10.112.5659.2400.0198	State Education Support Bonus	\$1,008.10	\$1,008.10	\$0.00	(\$1,008.10)	0.0%
10.112.5659.2400.0210	STATE RETIREMENT	\$191.74	\$191.74	\$0.00	(\$191.74)	0.0%
10.112.5659.2400.0220	FICA	\$77.11	\$77.11	\$0.00	(\$77.11)	0.0%
10.112.5659.2610.0198	State Education Support Bonus	\$1,008.10	\$1,008.10	\$0.00	(\$1,008.10)	0.0%
10.112.5659.2610.0210	STATE RETIREMENT	\$191.74	\$191.74	\$0.00	(\$191.74)	0.0%
10.112.5659.2610.0220	FICA	\$77.11	\$77.11	\$0.00	(\$77.11)	0.0%
10.112.5677.1000.0161	Staff Assistant	\$17,545.68	\$17,545.68	\$0.00	(\$17,545.68)	0.0%
10.112.5677.1000.0198	Other Classified Personnel	\$200.00	\$200.00	\$0.00	(\$200.00)	0.0%
10.112.5677.1000.0220	Social Security	\$1,357.57	\$1,357.57	\$0.00	(\$1,357.57)	0.0%
10.112.5677.2212.0190	CS Stipends	\$201.22	\$201.22	\$0.00	(\$201.22)	0.0%
10.112.5677.2212.0210	CS Stipends - Retirement	\$40.10	\$40.10	\$0.00	(\$40.10)	0.0%
10.112.5677.2212.0220	CS Stipends - FICA	\$15.33	\$15.33	\$0.00	(\$15.33)	0.0%
10.112.5678.1000.0131	TSSA Adjustment BVES	\$15,608.48	\$15,608.48	\$0.00	(\$15,608.48)	0.0%
10.112.5678.1000.0161	Para Professional TSSA BVES	\$17,077.55	\$17,077.55	\$21,168.00	\$4,090.45	80.7%
10.112.5678.1000.0190	Other Salaries	\$1,000.00	\$1,000.00	\$9,750.00	\$8,750.00	10.3%
10.112.5678.1000.0198	Other Classified Personnel	\$550.00	\$550.00	\$0.00	(\$550.00)	0.0%
10.112.5678.1000.0210	Retirement	\$3,316.69	\$3,316.69	\$0.00	(\$3,316.69)	0.0%
10.112.5678.1000.0220	FICA	\$2,588.21	\$2,588.21	\$2,365.23	(\$222.98)	109.4%
10.112.5678.1000.0230	LOC RETIREMENT	\$0.00	\$0.00	\$2,066.03	\$2,066.03	0.0%
10.112.5678.1000.0240	Group Insurance	\$6,977.23	\$6,977.23	\$0.00	(\$6,977.23)	0.0%
10.112.5678.2100.0190	Other Salaries	\$2,004.04	\$2,004.04	\$0.00	(\$2,004.04)	0.0%
10.112.5678.2100.0210	STATE RETIREMENT	\$436.21	\$436.21	\$0.00	(\$436.21)	0.0%
10.112.5678.2100.0220	FICA	\$151.54	\$151.54	\$0.00	(\$151.54)	0.0%
10.112.5678.2213.0580	TSSA PD Travel	\$34,399.44	\$34,399.44	\$0.00	(\$34,399.44)	0.0%
10.112.5807.1000.0190	TSSP Stipend	\$3,878.80	\$3,878.80	\$0.00	(\$3,878.80)	0.0%
10.112.5807.1000.0210	TSSP Retirement	\$899.49	\$899.49	\$0.00	(\$899.49)	0.0%
10.112.5807.1000.0220	TSSP FICA	\$296.73	\$296.73	\$0.00	(\$296.73)	0.0%

# Garfield County School District

## Account Level Operating Statement For the Period 07/01/2025 through 06/30/2026

Fiscal Year: 2025-2026

		<u>07/01/2025 - 06/30/2026</u>	<u>Budget</u>	<u>Budget Balance</u>		
10.112.5868.1000.0610	BVES Teacher Materials & Supplies	\$5,000.00	\$5,000.00	\$0.00	(\$5,000.00)	0.0%
10.112.5876.1000.0131	Educator Salary Adjustment BVES	\$73,432.98	\$73,432.98	\$0.00	(\$73,432.98)	0.0%
10.112.5876.1000.0210	BVES ESA Retirement	\$14,536.89	\$14,536.89	\$0.00	(\$14,536.89)	0.0%
10.112.5876.1000.0220	BVES ESA FICA	\$5,471.88	\$5,471.88	\$0.00	(\$5,471.88)	0.0%
10.112.5876.1000.0240	Group Insurance	\$12,849.48	\$12,849.48	\$0.00	(\$12,849.48)	0.0%
10.112.5882.1000.0131	Beverly Thompson Arts Teacher BVES	\$16,752.48	\$16,752.48	\$0.00	(\$16,752.48)	0.0%
10.112.5882.1000.0140	Other Licensed Salaries	\$1,875.78	\$1,875.78	\$0.00	(\$1,875.78)	0.0%
10.112.5882.1000.0210	BTS Teacher Retirement	\$3,543.09	\$3,543.09	\$0.00	(\$3,543.09)	0.0%
10.112.5882.1000.0220	BTS Teacher FICA	\$1,425.05	\$1,425.05	\$0.00	(\$1,425.05)	0.0%
10.112.5882.1000.0240	BTS Insurance	\$6,668.46	\$6,668.46	\$0.00	(\$6,668.46)	0.0%
10.112.5914.2620.0430	BVES Operations Repairs/Maintenance Serv	\$64,378.80	\$64,378.80	\$0.00	(\$64,378.80)	0.0%
10.112.5914.2620.0610	BVES Maintenance Supply	\$11,641.23	\$11,641.23	\$0.00	(\$11,641.23)	0.0%
10.112.7801.1000.0131	Teachers	\$6,794.94	\$6,794.94	\$13,836.50	\$7,041.56	49.1%
10.112.7801.1000.0161	Para Professional Title I BVES	\$20,516.14	\$20,516.14	\$24,570.00	\$4,053.86	83.5%
10.112.7801.1000.0198	Other Classified Personnel	\$550.00	\$550.00	\$0.00	(\$550.00)	0.0%
10.112.7801.1000.0210	State Retirement	\$1,292.40	\$1,292.40	\$0.00	(\$1,292.40)	0.0%
10.112.7801.1000.0220	Social Security	\$2,131.37	\$2,131.37	\$2,938.10	\$806.73	72.5%
10.112.7801.1000.0230	LOC RETIREMENT	\$0.00	\$0.00	\$2,931.95	\$2,931.95	0.0%
10.112.7801.1000.0240	GROUP INSURANCE	\$4,373.46	\$4,373.46	\$6,250.00	\$1,876.54	70.0%
10.112.7801.1000.0610	Bv Elementary Title I Supplies	\$5,524.75	\$5,524.75	\$0.00	(\$5,524.75)	0.0%
10.112.7801.1000.0650	Bv Elementary Title I Supplies	\$10,462.68	\$10,462.68	\$0.00	(\$10,462.68)	0.0%
10.112.7801.2400.0121	Title I Admin Expenditures	\$2,310.61	\$2,310.61	\$0.00	(\$2,310.61)	0.0%
10.112.7860.2212.0580	BVES Title II Prov Dev Trav	\$1,877.08	\$1,877.08	\$0.00	(\$1,877.08)	0.0%
10.116.0050.1000.0131	Teacher EES	\$234,647.82	\$234,647.82	\$0.00	(\$234,647.82)	0.0%
10.116.0050.1000.0132	SUB TEACHERS	\$9,378.97	\$9,378.97	\$0.00	(\$9,378.97)	0.0%
10.116.0050.1000.0140	Other Licensed Salaries	\$10,280.60	\$10,280.60	\$0.00	(\$10,280.60)	0.0%
10.116.0050.1000.0161	Para Professional EES	\$46,526.09	\$46,526.09	\$0.00	(\$46,526.09)	0.0%
10.116.0050.1000.0198	Other Classified Personnel	\$1,907.57	\$1,907.57	\$0.00	(\$1,907.57)	0.0%
10.116.0050.1000.0210	Retirement	\$52,022.59	\$52,022.59	\$0.00	(\$52,022.59)	0.0%
10.116.0050.1000.0220	Social Security	\$24,984.36	\$24,984.36	\$0.00	(\$24,984.36)	0.0%
10.116.0050.1000.0240	Group Insurance	\$18,710.73	\$18,710.73	\$0.00	(\$18,710.73)	0.0%
10.116.0050.1000.0241	Insurance Opt Out Teacher EES	\$25,430.00	\$25,430.00	\$0.00	(\$25,430.00)	0.0%
10.116.0050.1000.0610	EES Instruction Supply	\$1,513.16	\$1,513.16	\$0.00	(\$1,513.16)	0.0%
10.116.0050.2220.0162	Para Pro Library/Media Services EES	\$10,101.82	\$10,101.82	\$0.00	(\$10,101.82)	0.0%
10.116.0050.2220.0198	Other Classified Personnel	\$275.00	\$275.00	\$0.00	(\$275.00)	0.0%
10.116.0050.2220.0220	Soc Sec	\$793.84	\$793.84	\$0.00	(\$793.84)	0.0%
10.116.0050.2600.0411	EES School Water/Sewage	\$2,029.40	\$2,029.40	\$0.00	(\$2,029.40)	0.0%
10.116.0050.2600.0412	EES Operation/Maintenance Disposal Servi	\$2,800.00	\$2,800.00	\$0.00	(\$2,800.00)	0.0%
10.116.0050.2600.0430	EES Repairs/Maintenance	\$2,692.71	\$2,692.71	\$0.00	(\$2,692.71)	0.0%
10.116.0050.2600.0530	EES Communication Phone	\$6,320.67	\$6,320.67	\$0.00	(\$6,320.67)	0.0%
10.116.0050.2600.0622	EES School Electricity	\$20,339.36	\$20,339.36	\$0.00	(\$20,339.36)	0.0%
10.116.0050.2600.0623	EES School Bottled Gas	\$8,365.60	\$8,365.60	\$0.00	(\$8,365.60)	0.0%
10.116.0050.2610.0610	EES Custodial Supplies	\$11,837.36	\$11,837.36	\$0.00	(\$11,837.36)	0.0%
10.116.0050.2620.0610	EES Buildings Supplies	\$2,281.70	\$2,281.70	\$0.00	(\$2,281.70)	0.0%
10.116.0400.2100.0152	SECRETARIAL	\$12,996.73	\$12,996.73	\$0.00	(\$12,996.73)	0.0%
10.116.0400.2100.0210	STATE RETIREMENT	\$2,494.36	\$2,494.36	\$0.00	(\$2,494.36)	0.0%
10.116.0400.2100.0220	FICA	\$1,134.26	\$1,134.26	\$0.00	(\$1,134.26)	0.0%
10.116.0400.2100.0241	PEHP Opt-Out	\$2,480.00	\$2,480.00	\$0.00	(\$2,480.00)	0.0%
10.116.0400.2400.0152	Elementary Secretary EES	\$27,419.70	\$27,419.70	\$0.00	(\$27,419.70)	0.0%
10.116.0400.2400.0198	Secretary Substitute EES	\$2,971.56	\$2,971.56	\$0.00	(\$2,971.56)	0.0%
10.116.0400.2400.0210	EES Admin Retirement	\$5,472.67	\$5,472.67	\$0.00	(\$5,472.67)	0.0%
10.116.0400.2400.0220	EES Admin FICA	\$2,601.61	\$2,601.61	\$0.00	(\$2,601.61)	0.0%
10.116.0400.2400.0241	PEHP Opt-Out	\$4,725.00	\$4,725.00	\$0.00	(\$4,725.00)	0.0%
10.116.0400.2410.0121	PRINCIPALS	\$44,744.65	\$44,744.65	\$0.00	(\$44,744.65)	0.0%
10.116.0400.2410.0210	STATE RETIREMENT	\$8,840.92	\$8,840.92	\$0.00	(\$8,840.92)	0.0%
10.116.0400.2410.0220	EES Admin FICA	\$3,483.81	\$3,483.81	\$0.00	(\$3,483.81)	0.0%
10.116.0400.2410.0240	GROUP INSURANCE	\$11,528.23	\$11,528.23	\$0.00	(\$11,528.23)	0.0%
10.116.0400.2500.0340	Other Purchased Services	\$43.27	\$43.27	\$0.00	(\$43.27)	0.0%
10.116.0400.2610.0182	CUSTODIANS-REG	\$54,598.44	\$54,598.44	\$0.00	(\$54,598.44)	0.0%
10.116.0400.2610.0198	Other Classified Personnel	\$2,053.40	\$2,053.40	\$0.00	(\$2,053.40)	0.0%
10.116.0400.2610.0210	STATE RETIREMENT	\$10,824.89	\$10,824.89	\$0.00	(\$10,824.89)	0.0%
10.116.0400.2610.0220	FICA	\$4,136.87	\$4,136.87	\$0.00	(\$4,136.87)	0.0%

# Garfield County School District

## Account Level Operating Statement For the Period 07/01/2025 through 06/30/2026

Fiscal Year: 2025-2026

		<u>07/01/2025 - 06/30/2026</u>	<u>Budget</u>	<u>Budget Balance</u>		
10.116.0400.2610.0240	GROUP INSURANCE	\$24,848.00	\$24,848.00	\$0.00	(\$24,848.00)	0.0%
10.116.0400.2610.0530	CELL PHONE	\$550.00	\$550.00	\$0.00	(\$550.00)	0.0%
10.116.0500.1000.0161	Community Pre-K EES	\$21,935.35	\$21,935.35	\$0.00	(\$21,935.35)	0.0%
10.116.0500.1000.0198	Other Classified Personnel	\$550.00	\$550.00	\$0.00	(\$550.00)	0.0%
10.116.0500.1000.0220	EES Community PreK FICA	\$1,720.14	\$1,720.14	\$0.00	(\$1,720.14)	0.0%
10.116.1205.1000.0131	Teacher Special Ed EES	\$21,534.56	\$21,534.56	\$0.00	(\$21,534.56)	0.0%
10.116.1205.1000.0132	State SPED Substitute Teacher EES	\$253.27	\$253.27	\$0.00	(\$253.27)	0.0%
10.116.1205.1000.0161	Para Professional Special Ed EES	\$17,842.48	\$17,842.48	\$0.00	(\$17,842.48)	0.0%
10.116.1205.1000.0198	Other Classified Personnel	\$200.00	\$200.00	\$0.00	(\$200.00)	0.0%
10.116.1205.1000.0210	State Retirement	\$4,832.64	\$4,832.64	\$0.00	(\$4,832.64)	0.0%
10.116.1205.1000.0220	Social Security	\$2,946.06	\$2,946.06	\$0.00	(\$2,946.06)	0.0%
10.116.1205.1000.0240	GROUP INSURANCE	\$5,179.23	\$5,179.23	\$0.00	(\$5,179.23)	0.0%
10.116.1210.1000.0131	SC SpEd Teacher	\$2,354.13	\$2,354.13	\$0.00	(\$2,354.13)	0.0%
10.116.1210.1000.0210	STATE RETIREMENT	\$447.75	\$447.75	\$0.00	(\$447.75)	0.0%
10.116.1210.1000.0220	FICA	\$169.16	\$169.16	\$0.00	(\$169.16)	0.0%
10.116.1210.1000.0240	GROUP INSURANCE	\$566.19	\$566.19	\$0.00	(\$566.19)	0.0%
10.116.1220.1000.0131	Teachers	\$272.52	\$272.52	\$0.00	(\$272.52)	0.0%
10.116.1220.1000.0210	Ext Yr SPED Retirement	\$51.84	\$51.84	\$0.00	(\$51.84)	0.0%
10.116.1220.1000.0220	FICA	\$19.56	\$19.56	\$0.00	(\$19.56)	0.0%
10.116.1220.1000.0240	SPED Ext Year Bogus	\$65.52	\$65.52	\$0.00	(\$65.52)	0.0%
10.116.1225.1000.0131	Teachers	\$619.47	\$619.47	\$0.00	(\$619.47)	0.0%
10.116.1225.1000.0210	Ext Yr SPED Retirement	\$117.81	\$117.81	\$0.00	(\$117.81)	0.0%
10.116.1225.1000.0220	Ext Yr SPED FICA	\$44.52	\$44.52	\$0.00	(\$44.52)	0.0%
10.116.1225.1000.0240	SPED Ext Year Bogus	\$148.95	\$148.95	\$0.00	(\$148.95)	0.0%
10.116.5420.1000.0131	EES Trustlands Teacher Wages	\$17,485.94	\$17,485.94	\$16,603.80	(\$882.14)	105.3%
10.116.5420.1000.0140	Other Licensed Salaries	\$1,726.06	\$1,726.06	\$0.00	(\$1,726.06)	0.0%
10.116.5420.1000.0210	Trustlands State Retirement EES	\$3,654.13	\$3,654.13	\$0.00	(\$3,654.13)	0.0%
10.116.5420.1000.0220	Trustlands Social Security EES	\$1,702.25	\$1,702.25	\$1,270.19	(\$432.06)	134.0%
10.116.5420.1000.0230	Retirement	\$0.00	\$0.00	\$3,518.35	\$3,518.35	0.0%
10.116.5420.1000.0240	Trustlands Insurance EES	\$0.00	\$0.00	\$7,500.00	\$7,500.00	0.0%
10.116.5420.1000.0241	PEHP Opt-Out	\$3,037.50	\$3,037.50	\$0.00	(\$3,037.50)	0.0%
10.116.5420.2212.0580	Trustlands Prof Dev Travel EES	\$537.00	\$537.00	\$0.00	(\$537.00)	0.0%
10.116.5651.1000.0131	EPPH - Teachers	\$4,802.79	\$4,802.79	\$0.00	(\$4,802.79)	0.0%
10.116.5651.1000.0210	EPPH - Retirement	\$913.49	\$913.49	\$0.00	(\$913.49)	0.0%
10.116.5651.1000.0220	EPPH - FICA	\$361.26	\$361.26	\$0.00	(\$361.26)	0.0%
10.116.5659.1000.0198	State Education Support Bonus	\$3,908.10	\$3,908.10	\$0.00	(\$3,908.10)	0.0%
10.116.5659.1000.0210	STATE RETIREMENT	\$191.74	\$191.74	\$0.00	(\$191.74)	0.0%
10.116.5659.1000.0220	FICA	\$298.97	\$298.97	\$0.00	(\$298.97)	0.0%
10.116.5659.2400.0198	State Education Support Bonus	\$1,008.10	\$1,008.10	\$0.00	(\$1,008.10)	0.0%
10.116.5659.2400.0210	STATE RETIREMENT	\$191.74	\$191.74	\$0.00	(\$191.74)	0.0%
10.116.5659.2400.0220	FICA	\$77.11	\$77.11	\$0.00	(\$77.11)	0.0%
10.116.5659.2610.0198	State Education Support Bonus	\$1,008.10	\$1,008.10	\$0.00	(\$1,008.10)	0.0%
10.116.5659.2610.0210	STATE RETIREMENT	\$191.74	\$191.74	\$0.00	(\$191.74)	0.0%
10.116.5659.2610.0220	FICA	\$77.11	\$77.11	\$0.00	(\$77.11)	0.0%
10.116.5677.1000.0610	CS Supplies	\$113.03	\$113.03	\$0.00	(\$113.03)	0.0%
10.116.5677.1000.0650	CS Supplies	\$26.99	\$26.99	\$0.00	(\$26.99)	0.0%
10.116.5678.1000.0131	TSSA Adjustment EES	\$16,023.25	\$16,023.25	\$11,069.20	(\$4,954.05)	144.8%
10.116.5678.1000.0161	Para Professional TSSA	\$22,391.07	\$22,391.07	\$22,176.00	(\$215.07)	101.0%
10.116.5678.1000.0198	Other Classified Personnel	\$550.00	\$550.00	\$0.00	(\$550.00)	0.0%
10.116.5678.1000.0210	Retirement	\$3,008.68	\$3,008.68	\$0.00	(\$3,008.68)	0.0%
10.116.5678.1000.0220	FICA	\$3,202.35	\$3,202.35	\$2,543.26	(\$659.09)	125.9%
10.116.5678.1000.0230	Retirement	\$0.00	\$0.00	\$2,345.56	\$2,345.56	0.0%
10.116.5678.1000.0240	Group Insurance	\$1,117.62	\$1,117.62	\$5,000.00	\$3,882.38	22.4%
10.116.5678.1000.0241	Insurance Opt Out Teacher EES	\$3,037.50	\$3,037.50	\$0.00	(\$3,037.50)	0.0%
10.116.5678.2213.0580	Trustlands PD Staff Travel EES	\$943.00	\$943.00	\$0.00	(\$943.00)	0.0%
10.116.5868.1000.0610	EES Teacher Materials & Supplies	\$3,000.00	\$3,000.00	\$0.00	(\$3,000.00)	0.0%
10.116.5876.1000.0131	Educator Salary Adjustment EES	\$58,189.71	\$58,189.71	\$0.00	(\$58,189.71)	0.0%
10.116.5876.1000.0210	EES ESA Retirement	\$10,884.46	\$10,884.46	\$0.00	(\$10,884.46)	0.0%
10.116.5876.1000.0220	EES ESA FICA	\$4,395.85	\$4,395.85	\$0.00	(\$4,395.85)	0.0%
10.116.5876.1000.0240	Group Insurance	\$5,258.16	\$5,258.16	\$0.00	(\$5,258.16)	0.0%
10.116.5882.1000.0131	TEACHERS	\$19,036.81	\$19,036.81	\$0.00	(\$19,036.81)	0.0%
10.116.5882.1000.0210	STATE RETIREMENT	\$3,620.79	\$3,620.79	\$0.00	(\$3,620.79)	0.0%
10.116.5882.1000.0220	FICA	\$1,456.29	\$1,456.29	\$0.00	(\$1,456.29)	0.0%

# Garfield County School District

## Account Level Operating Statement For the Period 07/01/2025 through 06/30/2026

Fiscal Year: 2025-2026

		<u>07/01/2025 - 06/30/2026</u>	<u>Budget</u>	<u>Budget Balance</u>		
10.116.5882.1000.0240	GROUP INSURANCE	\$8,335.62	\$8,335.62	\$0.00	(\$8,335.62)	0.0%
10.116.5914.2290.0190	Other Salaries	\$3,024.30	\$3,024.30	\$0.00	(\$3,024.30)	0.0%
10.116.5914.2290.0210	STATE RETIREMENT	\$575.22	\$575.22	\$0.00	(\$575.22)	0.0%
10.116.5914.2290.0220	FICA	\$231.21	\$231.21	\$0.00	(\$231.21)	0.0%
10.116.5914.2620.0610	EES Buildings Supplies	\$3,917.08	\$3,917.08	\$0.00	(\$3,917.08)	0.0%
10.116.7801.1000.0161	Para Professional Title I EES	\$11,840.61	\$11,840.61	\$22,176.00	\$10,335.39	53.4%
10.116.7801.1000.0198	Other Classified Personnel	\$625.00	\$625.00	\$0.00	(\$625.00)	0.0%
10.116.7801.1000.0220	Social Security	\$953.63	\$953.63	\$1,696.46	\$742.83	56.2%
10.116.7801.1000.0610	Title I Supp	\$12,674.02	\$12,674.02	\$0.00	(\$12,674.02)	0.0%
10.116.7801.1000.0650	Title I Supp	\$9,975.00	\$9,975.00	\$0.00	(\$9,975.00)	0.0%
10.116.7801.2400.0121	Title I Admin Expenditures	\$1,517.41	\$1,517.41	\$0.00	(\$1,517.41)	0.0%
10.116.7860.2212.0580	Title II A Travel	\$179.00	\$179.00	\$0.00	(\$179.00)	0.0%
10.124.0050.1000.0131	PES Teacher Salaries	\$348,807.77	\$348,807.77	\$0.00	(\$348,807.77)	0.0%
10.124.0050.1000.0132	Substitute Teacher PES	\$14,956.61	\$14,956.61	\$0.00	(\$14,956.61)	0.0%
10.124.0050.1000.0140	Other Licensed Salaries	\$20,609.39	\$20,609.39	\$0.00	(\$20,609.39)	0.0%
10.124.0050.1000.0210	Retirement	\$74,100.09	\$74,100.09	\$0.00	(\$74,100.09)	0.0%
10.124.0050.1000.0220	Social Security	\$31,150.28	\$31,150.28	\$0.00	(\$31,150.28)	0.0%
10.124.0050.1000.0240	Group Insurance	\$67,978.53	\$67,978.53	\$0.00	(\$67,978.53)	0.0%
10.124.0050.1000.0241	Insurance Opt Out Teacher PES	\$30,375.00	\$30,375.00	\$0.00	(\$30,375.00)	0.0%
10.124.0050.1000.0610	PES Instruct Supplies	\$40,122.47	\$40,122.47	\$0.00	(\$40,122.47)	0.0%
10.124.0050.1000.0641	PES School Textbooks	\$386.40	\$386.40	\$0.00	(\$386.40)	0.0%
10.124.0050.2220.0162	Para Pro Library/Media Services PES	\$19,868.01	\$19,868.01	\$0.00	(\$19,868.01)	0.0%
10.124.0050.2220.0198	Other Classified Personnel	\$550.00	\$550.00	\$0.00	(\$550.00)	0.0%
10.124.0050.2220.0220	Soc Sec	\$1,562.01	\$1,562.01	\$0.00	(\$1,562.01)	0.0%
10.124.0050.2600.0411	PES School Water/Sewage	\$3,261.00	\$3,261.00	\$0.00	(\$3,261.00)	0.0%
10.124.0050.2600.0412	PES Operation/Maintenance Disposal Servi	\$4,550.00	\$4,550.00	\$0.00	(\$4,550.00)	0.0%
10.124.0050.2600.0430	PES Repairs/Maintenance	\$8,323.50	\$8,323.50	\$0.00	(\$8,323.50)	0.0%
10.124.0050.2600.0530	PES Communication Phone	\$511.49	\$511.49	\$0.00	(\$511.49)	0.0%
10.124.0050.2600.0621	PES School Natural Gas	\$13,355.98	\$13,355.98	\$0.00	(\$13,355.98)	0.0%
10.124.0050.2600.0622	PES School Electricity	\$23,826.87	\$23,826.87	\$0.00	(\$23,826.87)	0.0%
10.124.0050.2610.0610	PES Custodial Supplies	\$6,967.88	\$6,967.88	\$0.00	(\$6,967.88)	0.0%
10.124.0050.2620.0610	PES Maintenance Supply	\$4,561.40	\$4,561.40	\$0.00	(\$4,561.40)	0.0%
10.124.0400.2100.0152	SECRETARIAL	\$9,945.74	\$9,945.74	\$0.00	(\$9,945.74)	0.0%
10.124.0400.2100.0210	STATE RETIREMENT	\$1,905.38	\$1,905.38	\$0.00	(\$1,905.38)	0.0%
10.124.0400.2100.0220	FICA	\$760.86	\$760.86	\$0.00	(\$760.86)	0.0%
10.124.0400.2100.0240	GROUP INSURANCE	\$7,512.00	\$7,512.00	\$0.00	(\$7,512.00)	0.0%
10.124.0400.2400.0152	Elementary Secretary PES	\$23,051.65	\$23,051.65	\$0.00	(\$23,051.65)	0.0%
10.124.0400.2400.0198	Secretary Substitute PES	\$1,639.98	\$1,639.98	\$0.00	(\$1,639.98)	0.0%
10.124.0400.2400.0210	PES Admin Retirement	\$4,616.90	\$4,616.90	\$0.00	(\$4,616.90)	0.0%
10.124.0400.2400.0220	PES Admin FICA	\$1,888.89	\$1,888.89	\$0.00	(\$1,888.89)	0.0%
10.124.0400.2400.0240	PES Admin Ins	\$16,156.00	\$16,156.00	\$0.00	(\$16,156.00)	0.0%
10.124.0400.2410.0121	PRINCIPALS	\$83,554.68	\$83,554.68	\$0.00	(\$83,554.68)	0.0%
10.124.0400.2410.0140	Other Licensed Salaries	\$3,559.05	\$3,559.05	\$0.00	(\$3,559.05)	0.0%
10.124.0400.2410.0210	STATE RETIREMENT	\$20,486.00	\$20,486.00	\$0.00	(\$20,486.00)	0.0%
10.124.0400.2410.0220	PES Admin FICA	\$6,738.95	\$6,738.95	\$0.00	(\$6,738.95)	0.0%
10.124.0400.2410.0240	GROUP INSURANCE	\$20,772.00	\$20,772.00	\$0.00	(\$20,772.00)	0.0%
10.124.0400.2410.0530	PES Principal's Cell	\$450.00	\$450.00	\$0.00	(\$450.00)	0.0%
10.124.0400.2500.0340	Other Purchased Services	\$228.53	\$228.53	\$0.00	(\$228.53)	0.0%
10.124.0400.2610.0182	CUSTODIANS-REG	\$54,212.44	\$54,212.44	\$0.00	(\$54,212.44)	0.0%
10.124.0400.2610.0198	Other Classified Personnel	\$2,053.40	\$2,053.40	\$0.00	(\$2,053.40)	0.0%
10.124.0400.2610.0210	STATE RETIREMENT	\$10,750.59	\$10,750.59	\$0.00	(\$10,750.59)	0.0%
10.124.0400.2610.0220	FICA	\$4,241.22	\$4,241.22	\$0.00	(\$4,241.22)	0.0%
10.124.0400.2610.0240	GROUP INSURANCE	\$24,848.00	\$24,848.00	\$0.00	(\$24,848.00)	0.0%
10.124.0400.2610.0530	CELL PHONE	\$550.00	\$550.00	\$0.00	(\$550.00)	0.0%
10.124.1205.1000.0131	Teacher Special Education PES	\$53,240.52	\$53,240.52	\$0.00	(\$53,240.52)	0.0%
10.124.1205.1000.0132	State SPED Substitute Teacher PES	\$1,991.39	\$1,991.39	\$0.00	(\$1,991.39)	0.0%
10.124.1205.1000.0140	Other Licensed Salaries	\$2,692.82	\$2,692.82	\$0.00	(\$2,692.82)	0.0%
10.124.1205.1000.0161	Para Professional Special Ed PES	\$16,212.56	\$16,212.56	\$0.00	(\$16,212.56)	0.0%
10.124.1205.1000.0198	Other Classified Personnel	\$550.00	\$550.00	\$0.00	(\$550.00)	0.0%
10.124.1205.1000.0210	State Retirement	\$12,691.29	\$12,691.29	\$0.00	(\$12,691.29)	0.0%
10.124.1205.1000.0220	Social Security	\$5,640.67	\$5,640.67	\$0.00	(\$5,640.67)	0.0%
10.124.1205.1000.0240	Group Insurance	\$15,592.05	\$15,592.05	\$0.00	(\$15,592.05)	0.0%
10.124.1205.1000.0610	PES SPED Supplies	\$134.80	\$134.80	\$0.00	(\$134.80)	0.0%

# Garfield County School District

## Account Level Operating Statement For the Period 07/01/2025 through 06/30/2026

Fiscal Year: 2025-2026

		<u>07/01/2025 - 06/30/2026</u>	<u>Budget</u>	<u>Budget Balance</u>		
10.124.1210.1000.0131	SC SPED Teacher	\$5,564.16	\$5,564.16	\$0.00	(\$5,564.16)	0.0%
10.124.1210.1000.0210	SC SPED Retirement	\$1,262.44	\$1,262.44	\$0.00	(\$1,262.44)	0.0%
10.124.1210.1000.0220	SC SPED FICA	\$417.69	\$417.69	\$0.00	(\$417.69)	0.0%
10.124.1210.1000.0240	SC SPED Insurance	\$1,704.60	\$1,704.60	\$0.00	(\$1,704.60)	0.0%
10.124.1215.1000.0131	Teacher Special Education Pre-K PES	\$23,774.41	\$23,774.41	\$0.00	(\$23,774.41)	0.0%
10.124.1215.1000.0161	PES SPED PreK Para	\$42,672.47	\$42,672.47	\$0.00	(\$42,672.47)	0.0%
10.124.1215.1000.0198	Other Classified Personnel	\$1,100.00	\$1,100.00	\$0.00	(\$1,100.00)	0.0%
10.124.1215.1000.0210	PES SPED PreK Retire	\$4,521.87	\$4,521.87	\$0.00	(\$4,521.87)	0.0%
10.124.1215.1000.0220	PES SPED PreK FICA	\$5,166.07	\$5,166.07	\$0.00	(\$5,166.07)	0.0%
10.124.1220.1000.0131	Teachers	\$644.31	\$644.31	\$0.00	(\$644.31)	0.0%
10.124.1220.1000.0210	Ext Yr SPED Retirement	\$146.16	\$146.16	\$0.00	(\$146.16)	0.0%
10.124.1220.1000.0220	Ext Yr SPED FICA	\$48.35	\$48.35	\$0.00	(\$48.35)	0.0%
10.124.1220.1000.0240	SPED Ext Year	\$197.37	\$197.37	\$0.00	(\$197.37)	0.0%
10.124.1225.1000.0131	Teacher Special Education PES	\$1,464.30	\$1,464.30	\$0.00	(\$1,464.30)	0.0%
10.124.1225.1000.0210	State Retirement	\$332.28	\$332.28	\$0.00	(\$332.28)	0.0%
10.124.1225.1000.0220	Social Security	\$109.85	\$109.85	\$0.00	(\$109.85)	0.0%
10.124.1225.1000.0240	Group Insurance	\$448.56	\$448.56	\$0.00	(\$448.56)	0.0%
10.124.1295.1000.0161	Para Professional Special Ed PES	\$8,383.43	\$8,383.43	\$0.00	(\$8,383.43)	0.0%
10.124.1295.1000.0198	Other Classified Personnel	\$350.00	\$350.00	\$0.00	(\$350.00)	0.0%
10.124.1295.1000.0220	Social Security	\$668.10	\$668.10	\$0.00	(\$668.10)	0.0%
10.124.5201.1000.0131	Class Size Reduction Teacher PES	\$203,913.33	\$203,913.33	\$0.00	(\$203,913.33)	0.0%
10.124.5201.1000.0140	Other Licensed Salaries	\$4,868.95	\$4,868.95	\$0.00	(\$4,868.95)	0.0%
10.124.5201.1000.0210	State Retirement	\$45,975.32	\$45,975.32	\$0.00	(\$45,975.32)	0.0%
10.124.5201.1000.0220	Social Security	\$15,079.45	\$15,079.45	\$0.00	(\$15,079.45)	0.0%
10.124.5201.1000.0240	Group Insurance	\$69,697.25	\$69,697.25	\$0.00	(\$69,697.25)	0.0%
10.124.5220.2220.0162	Para Pro Library/Media Services PES	\$570.40	\$570.40	\$0.00	(\$570.40)	0.0%
10.124.5220.2220.0220	FICA	\$43.63	\$43.63	\$0.00	(\$43.63)	0.0%
10.124.5420.1000.0161	Trustlands Para Professional PES	\$67,372.82	\$67,372.82	\$65,016.00	(\$2,356.82)	103.6%
10.124.5420.1000.0198	Other Classified Personnel	\$1,725.00	\$1,725.00	\$0.00	(\$1,725.00)	0.0%
10.124.5420.1000.0220	Trustlands Social Security PES	\$5,286.01	\$5,286.01	\$4,973.72	(\$312.29)	106.3%
10.124.5643.1000.0190	Other Salaries	\$251.62	\$251.62	\$0.00	(\$251.62)	0.0%
10.124.5643.1000.0210	STATE RETIREMENT	\$49.71	\$49.71	\$0.00	(\$49.71)	0.0%
10.124.5643.1000.0220	FICA	\$18.60	\$18.60	\$0.00	(\$18.60)	0.0%
10.124.5651.1000.0131	EPPH - Teachers	\$19,803.39	\$19,803.39	\$0.00	(\$19,803.39)	0.0%
10.124.5651.1000.0210	EPPH - Retirement	\$4,122.65	\$4,122.65	\$0.00	(\$4,122.65)	0.0%
10.124.5651.1000.0220	EPPH - FICA	\$1,474.11	\$1,474.11	\$0.00	(\$1,474.11)	0.0%
10.124.5651.2400.0121	EPPH - Principals	\$2,097.28	\$2,097.28	\$0.00	(\$2,097.28)	0.0%
10.124.5651.2400.0210	EPPH - Retirement	\$475.88	\$475.88	\$0.00	(\$475.88)	0.0%
10.124.5651.2400.0220	EPPH - FICA	\$156.27	\$156.27	\$0.00	(\$156.27)	0.0%
10.124.5659.1000.0198	State Education Support Bonus	\$11,500.00	\$11,500.00	\$0.00	(\$11,500.00)	0.0%
10.124.5659.1000.0210	STATE RETIREMENT	\$62.58	\$62.58	\$0.00	(\$62.58)	0.0%
10.124.5659.1000.0220	FICA	\$879.75	\$879.75	\$0.00	(\$879.75)	0.0%
10.124.5659.2220.0198	Other Classified Personnel	\$700.00	\$700.00	\$0.00	(\$700.00)	0.0%
10.124.5659.2220.0220	FICA	\$53.55	\$53.55	\$0.00	(\$53.55)	0.0%
10.124.5659.2400.0198	State Education Support Bonus	\$1,008.10	\$1,008.10	\$0.00	(\$1,008.10)	0.0%
10.124.5659.2400.0210	STATE RETIREMENT	\$191.74	\$191.74	\$0.00	(\$191.74)	0.0%
10.124.5659.2400.0220	FICA	\$77.11	\$77.11	\$0.00	(\$77.11)	0.0%
10.124.5659.2610.0198	State Education Support Bonus	\$1,008.10	\$1,008.10	\$0.00	(\$1,008.10)	0.0%
10.124.5659.2610.0210	STATE RETIREMENT	\$191.74	\$191.74	\$0.00	(\$191.74)	0.0%
10.124.5659.2610.0220	FICA	\$77.11	\$77.11	\$0.00	(\$77.11)	0.0%
10.124.5677.1000.0132	Substitute Teacher PES	\$307.42	\$307.42	\$0.00	(\$307.42)	0.0%
10.124.5677.1000.0161	Para Professional PES	\$14,622.86	\$14,622.86	\$0.00	(\$14,622.86)	0.0%
10.124.5677.1000.0198	Other Classified Personnel	\$550.00	\$550.00	\$0.00	(\$550.00)	0.0%
10.124.5677.1000.0220	Social Security	\$1,184.27	\$1,184.27	\$0.00	(\$1,184.27)	0.0%
10.124.5677.1000.0734	PES Computer Grant Technology Equipment	\$275.68	\$275.68	\$0.00	(\$275.68)	0.0%
10.124.5678.1000.0131	TSSA Adjustment PES	\$23,206.28	\$23,206.28	\$0.00	(\$23,206.28)	0.0%
10.124.5678.1000.0161	Para Professional	\$39,481.26	\$39,481.26	\$78,948.00	\$39,466.74	50.0%
10.124.5678.1000.0198	Other Classified Personnel	\$750.00	\$750.00	\$0.00	(\$750.00)	0.0%
10.124.5678.1000.0210	Retirement	\$4,777.29	\$4,777.29	\$0.00	(\$4,777.29)	0.0%
10.124.5678.1000.0220	FICA	\$4,794.54	\$4,794.54	\$6,039.52	\$1,244.98	79.4%
10.124.5678.1000.0240	Group Insurance	\$5,558.14	\$5,558.14	\$0.00	(\$5,558.14)	0.0%
10.124.5678.1000.0580	TSSA TRAVEL	\$169.00	\$169.00	\$0.00	(\$169.00)	0.0%
10.124.5678.1000.0610	TSSA Supplies - PES	\$141.18	\$141.18	\$0.00	(\$141.18)	0.0%

# Garfield County School District

## Account Level Operating Statement For the Period 07/01/2025 through 06/30/2026

Fiscal Year: 2025-2026

		<u>07/01/2025 - 06/30/2026</u>	<u>Budget</u>	<u>Budget Balance</u>		
10.124.5678.2213.0580	El Coaches Travel And Trainings	\$169.00	\$169.00	\$0.00	(\$169.00)	0.0%
10.124.5807.1000.0190	TSSP Salary	\$9,158.54	\$9,158.54	\$0.00	(\$9,158.54)	0.0%
10.124.5807.1000.0210	TSSP Retirement	\$1,955.22	\$1,955.22	\$0.00	(\$1,955.22)	0.0%
10.124.5807.1000.0220	TSSP FICA	\$700.62	\$700.62	\$0.00	(\$700.62)	0.0%
10.124.5868.1000.0610	PES Teacher Materials & Supplies	\$6,750.00	\$6,750.00	\$0.00	(\$6,750.00)	0.0%
10.124.5876.1000.0131	Educator Salary Adjustment PES	\$109,178.19	\$109,178.19	\$0.00	(\$109,178.19)	0.0%
10.124.5876.1000.0210	PES ESA Retirement	\$22,475.16	\$22,475.16	\$0.00	(\$22,475.16)	0.0%
10.124.5876.1000.0220	PES ESA FICA	\$8,076.60	\$8,076.60	\$0.00	(\$8,076.60)	0.0%
10.124.5876.1000.0240	ESA Group Health	\$26,149.50	\$26,149.50	\$0.00	(\$26,149.50)	0.0%
10.124.5882.1000.0131	Beverly Thompson Arts Teacher PES	\$19,528.06	\$19,528.06	\$0.00	(\$19,528.06)	0.0%
10.124.5882.1000.0140	Other Licensed Salaries	\$352.84	\$352.84	\$0.00	(\$352.84)	0.0%
10.124.5882.1000.0210	BTS Teacher Retirement	\$3,781.38	\$3,781.38	\$0.00	(\$3,781.38)	0.0%
10.124.5882.1000.0220	BTS Teacher FICA	\$1,519.57	\$1,519.57	\$0.00	(\$1,519.57)	0.0%
10.124.5914.2620.0610	PES Maintenance Supply	\$5,379.53	\$5,379.53	\$0.00	(\$5,379.53)	0.0%
10.124.7522.1000.0161	Para Professional Federal Pre-K PES	\$20,524.70	\$20,524.70	\$0.00	(\$20,524.70)	0.0%
10.124.7522.1000.0198	Other Classified Personnel	\$550.00	\$550.00	\$0.00	(\$550.00)	0.0%
10.124.7522.1000.0220	PES Fed PreK FICA	\$1,612.24	\$1,612.24	\$0.00	(\$1,612.24)	0.0%
10.124.7524.1000.0161	Para Professional IDEA PES	\$48,125.25	\$48,125.25	\$0.00	(\$48,125.25)	0.0%
10.124.7524.1000.0198	Other Classified Personnel	\$1,650.00	\$1,650.00	\$0.00	(\$1,650.00)	0.0%
10.124.7524.1000.0220	Social Security	\$3,807.85	\$3,807.85	\$0.00	(\$3,807.85)	0.0%
10.124.7801.1000.0161	Para Professional Title I PES	\$47,851.15	\$47,851.15	\$61,920.00	\$14,068.85	77.3%
10.124.7801.1000.0198	Other Classified Personnel	\$2,200.00	\$2,200.00	\$0.00	(\$2,200.00)	0.0%
10.124.7801.1000.0210	State Retirement	\$1,838.48	\$1,838.48	\$0.00	(\$1,838.48)	0.0%
10.124.7801.1000.0220	Social Security	\$3,828.95	\$3,828.95	\$4,736.88	\$907.93	80.8%
10.124.7801.1000.0650	Title I Supp	\$10,000.00	\$10,000.00	\$0.00	(\$10,000.00)	0.0%
10.124.7801.2400.0121	Title I Admin Expenditures	\$3,172.77	\$3,172.77	\$0.00	(\$3,172.77)	0.0%
10.124.7860.1000.0190	Other Salaries	\$385.34	\$385.34	\$0.00	(\$385.34)	0.0%
10.124.7860.1000.0210	STATE RETIREMENT	\$82.26	\$82.26	\$0.00	(\$82.26)	0.0%
10.124.7860.1000.0220	FICA	\$29.47	\$29.47	\$0.00	(\$29.47)	0.0%
10.124.7860.2212.0580	PES Title II Travel Per	\$151.00	\$151.00	\$0.00	(\$151.00)	0.0%
10.150.0050.1000.0131	Online Teacher Salaries	\$95,321.51	\$95,321.51	\$0.00	(\$95,321.51)	0.0%
10.150.0050.1000.0140	Other Licensed Salaries	\$2,458.15	\$2,458.15	\$0.00	(\$2,458.15)	0.0%
10.150.0050.1000.0210	Retirement - Online	\$18,704.49	\$18,704.49	\$0.00	(\$18,704.49)	0.0%
10.150.0050.1000.0220	FICA - Online	\$7,665.88	\$7,665.88	\$0.00	(\$7,665.88)	0.0%
10.150.0050.1000.0240	Insurance - Online	\$29,110.33	\$29,110.33	\$0.00	(\$29,110.33)	0.0%
10.150.0050.1000.0241	Insurance Opt Out - Online	\$3,375.00	\$3,375.00	\$0.00	(\$3,375.00)	0.0%
10.150.0050.1000.0580	Training Registrations And Travel	\$1,897.68	\$1,897.68	\$0.00	(\$1,897.68)	0.0%
10.150.0050.1000.0610	GO Instructional Supplies	\$4,583.42	\$4,583.42	\$0.00	(\$4,583.42)	0.0%
10.150.0050.1000.0650	Online Tech Supplies	\$1,610.00	\$1,610.00	\$0.00	(\$1,610.00)	0.0%
10.150.0050.1000.0670	GO Instruct Software	\$11,095.00	\$11,095.00	\$0.00	(\$11,095.00)	0.0%
10.150.0050.2200.0320	GO Support Service Professi	\$1,246,444.00	\$1,246,444.00	\$0.00	(\$1,246,444.00)	0.0%
10.150.0050.2213.0580	PD Travel	\$213.00	\$213.00	\$0.00	(\$213.00)	0.0%
10.150.0050.2400.0610	GO Support Services Supplies	\$1,500.00	\$1,500.00	\$0.00	(\$1,500.00)	0.0%
10.150.0400.2100.0152	SECRETARIAL	\$9,256.16	\$9,256.16	\$0.00	(\$9,256.16)	0.0%
10.150.0400.2100.0220	FICA	\$708.09	\$708.09	\$0.00	(\$708.09)	0.0%
10.150.0400.2213.0580	PD Travel	\$4,570.28	\$4,570.28	\$0.00	(\$4,570.28)	0.0%
10.150.0400.2400.0152	School Secretary - Online	\$17,434.62	\$17,434.62	\$0.00	(\$17,434.62)	0.0%
10.150.0400.2400.0198	Other Classified Personnel	\$550.00	\$550.00	\$0.00	(\$550.00)	0.0%
10.150.0400.2400.0220	FICA - Online Secretary	\$1,375.84	\$1,375.84	\$0.00	(\$1,375.84)	0.0%
10.150.1205.1000.0131	SPED Teacher Salary	\$49,249.19	\$49,249.19	\$0.00	(\$49,249.19)	0.0%
10.150.1205.1000.0140	Other Licensed Salaries	\$2,445.71	\$2,445.71	\$0.00	(\$2,445.71)	0.0%
10.150.1205.1000.0210	SPED Retirement	\$11,729.57	\$11,729.57	\$0.00	(\$11,729.57)	0.0%
10.150.1205.1000.0220	SPED - FICA	\$3,816.28	\$3,816.28	\$0.00	(\$3,816.28)	0.0%
10.150.1205.1000.0240	GROUP INSURANCE	\$18,743.40	\$18,743.40	\$0.00	(\$18,743.40)	0.0%
10.150.1205.1000.0610	Online SPED Supplies	\$260.55	\$260.55	\$0.00	(\$260.55)	0.0%
10.150.1205.1000.0650	Online SPED Supplies	\$131.19	\$131.19	\$0.00	(\$131.19)	0.0%
10.150.5385.2400.0610	Supplies	\$356.27	\$356.27	\$0.00	(\$356.27)	0.0%
10.150.5420.1000.0131	Trust Lands - Teacher	\$103,172.53	\$103,172.53	\$0.00	(\$103,172.53)	0.0%
10.150.5420.1000.0140	Other Licensed Salaries	\$5,437.23	\$5,437.23	\$0.00	(\$5,437.23)	0.0%
10.150.5420.1000.0210	Trust Lands - Retirement	\$22,310.75	\$22,310.75	\$0.00	(\$22,310.75)	0.0%
10.150.5420.1000.0220	Trust Lands - FICA	\$8,489.92	\$8,489.92	\$0.00	(\$8,489.92)	0.0%
10.150.5420.1000.0240	Trust Lands - Insurance	\$18,770.73	\$18,770.73	\$0.00	(\$18,770.73)	0.0%
10.150.5420.1000.0241	PEHP Opt-Out	\$2,700.00	\$2,700.00	\$0.00	(\$2,700.00)	0.0%

# Garfield County School District

## Account Level Operating Statement For the Period 07/01/2025 through 06/30/2026

Fiscal Year: 2025-2026

		<u>07/01/2025 - 06/30/2026</u>	<u>Budget</u>	<u>Budget Balance</u>		
10.150.5651.1000.0131	EPPH - Teachers	\$6,189.94	\$6,189.94	\$0.00	(\$6,189.94)	0.0%
10.150.5651.1000.0210	EPPH - Retirement	\$1,285.30	\$1,285.30	\$0.00	(\$1,285.30)	0.0%
10.150.5651.1000.0220	EPPH - FICA	\$468.51	\$468.51	\$0.00	(\$468.51)	0.0%
10.150.5659.2400.0198	State Education Support Bonus	\$700.00	\$700.00	\$0.00	(\$700.00)	0.0%
10.150.5659.2400.0220	FICA	\$53.55	\$53.55	\$0.00	(\$53.55)	0.0%
10.150.5666.1000.0190	Other Salaries	\$2,014.00	\$2,014.00	\$0.00	(\$2,014.00)	0.0%
10.150.5666.1000.0210	STATE RETIREMENT	\$393.14	\$393.14	\$0.00	(\$393.14)	0.0%
10.150.5666.1000.0220	FICA	\$154.06	\$154.06	\$0.00	(\$154.06)	0.0%
10.150.5678.1000.0131	TSSA - Online	\$67,020.96	\$67,020.96	\$0.00	(\$67,020.96)	0.0%
10.150.5678.1000.0140	Other Licensed Salaries	\$3,140.18	\$3,140.18	\$0.00	(\$3,140.18)	0.0%
10.150.5678.1000.0210	TSSA Retirement - Online	\$13,551.28	\$13,551.28	\$0.00	(\$13,551.28)	0.0%
10.150.5678.1000.0220	TSSA FICA - Online	\$5,277.35	\$5,277.35	\$0.00	(\$5,277.35)	0.0%
10.150.5678.1000.0240	Insurance - Online	\$29,044.76	\$29,044.76	\$0.00	(\$29,044.76)	0.0%
10.150.5807.1000.0190	Other Salaries	\$4,112.90	\$4,112.90	\$0.00	(\$4,112.90)	0.0%
10.150.5807.1000.0210	STATE RETIREMENT	\$953.78	\$953.78	\$0.00	(\$953.78)	0.0%
10.150.5807.1000.0220	FICA	\$314.64	\$314.64	\$0.00	(\$314.64)	0.0%
10.150.5868.1000.0610	GO Teacher Materials & Supplies	\$3,000.00	\$3,000.00	\$0.00	(\$3,000.00)	0.0%
10.150.5876.1000.0131	ESA - Online	\$54,065.07	\$54,065.07	\$0.00	(\$54,065.07)	0.0%
10.150.5876.1000.0210	ESA Retirement - Online	\$10,853.01	\$10,853.01	\$0.00	(\$10,853.01)	0.0%
10.150.5876.1000.0220	ESA FICA - Online	\$4,082.16	\$4,082.16	\$0.00	(\$4,082.16)	0.0%
10.150.5876.1000.0240	Insurance - Online	\$10,623.78	\$10,623.78	\$0.00	(\$10,623.78)	0.0%
10.150.7860.2212.0580	Online Title II Travel	\$687.02	\$687.02	\$0.00	(\$687.02)	0.0%
10.208.0050.0000.0600	General Discretionary Budget	\$0.00	\$0.00	\$6,700.00	\$6,700.00	0.0%
10.208.0050.1000.0610	BES Instruct Supply	\$1,838.24	\$1,838.24	\$0.00	(\$1,838.24)	0.0%
10.208.0050.1000.0650	BES Instruct Supply	\$284.22	\$284.22	\$0.00	(\$284.22)	0.0%
10.208.0050.1000.0670	BES Instructional Software	\$343.06	\$343.06	\$0.00	(\$343.06)	0.0%
10.208.0050.2220.0644	Library - Books & Periodicals	\$29.56	\$29.56	\$0.00	(\$29.56)	0.0%
10.212.0050.0000.0600	General Discretionary Budget	(\$6.93)	(\$6.93)	\$40,400.00	\$40,406.93	0.0%
10.212.0050.1000.0610	BVES Instruction Supply	\$23,642.46	\$23,642.46	\$0.00	(\$23,642.46)	0.0%
10.212.0050.1000.0650	BVES Instruction Supply	\$111.40	\$111.40	\$0.00	(\$111.40)	0.0%
10.212.0050.2220.0644	Library - Books & Periodicals	\$1,553.06	\$1,553.06	\$0.00	(\$1,553.06)	0.0%
10.212.5678.0000.0300	BVES TSSA Purchased Professional	\$0.00	\$0.00	\$4,000.00	\$4,000.00	0.0%
10.212.5678.1000.0580	TRAVEL	\$214.00	\$214.00	\$8,000.00	\$7,786.00	2.7%
10.212.5678.1000.0610	SUPPLIES (GEN)	\$0.00	\$0.00	\$4,000.00	\$4,000.00	0.0%
10.212.7590.2220.0644	Library - Books & Periodicals	\$562.90	\$562.90	\$0.00	(\$562.90)	0.0%
10.216.0050.0000.0600	General Discretionary Budget	\$0.00	\$0.00	\$29,800.00	\$29,800.00	0.0%
10.216.0050.1000.0580	Training Registrations And Travel	\$526.40	\$526.40	\$0.00	(\$526.40)	0.0%
10.216.0050.1000.0610	Escalante Elementary Instruct Supplies	\$17,506.75	\$17,506.75	\$0.00	(\$17,506.75)	0.0%
10.216.0050.1000.0650	Escalante Elementary Instruct Supplies	\$1,917.15	\$1,917.15	\$0.00	(\$1,917.15)	0.0%
10.216.0050.2220.0644	Library - Books & Periodicals	\$1,347.33	\$1,347.33	\$0.00	(\$1,347.33)	0.0%
10.216.5420.1000.0610	EES Trustland Supplies	\$0.00	\$0.00	\$8,292.36	\$8,292.36	0.0%
10.216.5678.1000.0610	TSSA Supplies	\$134.99	\$134.99	\$0.00	(\$134.99)	0.0%
10.216.7801.0000.0300	Other Professional Services	\$0.00	\$0.00	\$3,000.00	\$3,000.00	0.0%
10.216.7801.1000.0610	Title I Supp	\$8,756.22	\$8,756.22	\$0.00	(\$8,756.22)	0.0%
10.224.0050.0000.0600	General Discretionary Budget	\$0.00	\$0.00	\$45,000.00	\$45,000.00	0.0%
10.224.0050.1000.0580	PES Travel & Training Registrations	\$2,236.35	\$2,236.35	\$0.00	(\$2,236.35)	0.0%
10.224.0050.1000.0610	PES Elementary Classroom Supplies	\$31,273.49	\$31,273.49	\$0.00	(\$31,273.49)	0.0%
10.224.0050.1000.0640	Instructional Textbooks & E-Books	\$709.23	\$709.23	\$0.00	(\$709.23)	0.0%
10.224.0050.1000.0730	Equipment - General	\$584.11	\$584.11	\$0.00	(\$584.11)	0.0%
10.224.0050.2220.0644	Library - Books & Periodicals	\$1,641.22	\$1,641.22	\$0.00	(\$1,641.22)	0.0%
10.224.5678.0000.0300	Trustlands Professional Service PES	\$0.00	\$0.00	\$1,300.00	\$1,300.00	0.0%
10.224.5678.1000.0610	TSSA Supplies - PES	\$3,303.48	\$3,303.48	\$0.00	(\$3,303.48)	0.0%
10.224.5678.2213.0580	PES Travel & Training Registrations	\$5,383.00	\$5,383.00	\$0.00	(\$5,383.00)	0.0%
10.304.0050.2600.0430	PMS Repairs/Maintenance Ser	\$289.75	\$289.75	\$0.00	(\$289.75)	0.0%
10.304.0050.2600.0621	PMS Natural Gas	\$191.26	\$191.26	\$0.00	(\$191.26)	0.0%
10.500.0050.1000.0240	Group Insurance	\$8,404.00	\$8,404.00	\$0.00	(\$8,404.00)	0.0%
10.500.0050.1000.0270	District Industrial Insurance	\$38,005.00	\$38,005.00	\$0.00	(\$38,005.00)	0.0%
10.500.0050.1000.0320	Professional - Educational Services	\$150.00	\$150.00	\$0.00	(\$150.00)	0.0%
10.500.0050.1000.0610	District Office Classroom General Supply	\$10,920.31	\$10,920.31	\$0.00	(\$10,920.31)	0.0%
10.500.0050.1000.0670	District Office Software	\$25,098.82	\$25,098.82	\$0.00	(\$25,098.82)	0.0%
10.500.0050.1000.0810	Dues And Fees	\$650.00	\$650.00	\$0.00	(\$650.00)	0.0%
10.500.0050.1510.0999	Interest Earned	(\$3.86)	(\$3.86)	\$0.00	\$3.86	0.0%

# Garfield County School District

## Account Level Operating Statement For the Period 07/01/2025 through 06/30/2026

Fiscal Year: 2025-2026

		<u>07/01/2025 - 06/30/2026</u>	<u>Budget</u>	<u>Budget Balance</u>		
10.500.0050.2500.0310	Support Services Official/Admin Services	\$5,764.00	\$5,764.00	\$0.00	(\$5,764.00)	0.0%
10.500.0050.2600.0411	District Office Water/Sewage	\$1,292.50	\$1,292.50	\$0.00	(\$1,292.50)	0.0%
10.500.0050.2600.0412	District Operation/Maintenance Disposal	\$2,800.00	\$2,800.00	\$0.00	(\$2,800.00)	0.0%
10.500.0050.2600.0430	District Repairs & Maintenance Services	\$4,353.00	\$4,353.00	\$0.00	(\$4,353.00)	0.0%
10.500.0050.2600.0521	Operations/Maintenance Property Insurance	\$57,040.00	\$57,040.00	\$0.00	(\$57,040.00)	0.0%
10.500.0050.2600.0530	District Communication (Telephone/Other)	\$4,932.83	\$4,932.83	\$0.00	(\$4,932.83)	0.0%
10.500.0050.2600.0621	District Office Natural Gas	\$3,427.63	\$3,427.63	\$0.00	(\$3,427.63)	0.0%
10.500.0050.2600.0622	District Office Electricity	\$6,463.61	\$6,463.61	\$0.00	(\$6,463.61)	0.0%
10.500.0050.2790.0626	Fieldtrips	\$5,825.00	\$5,825.00	\$0.00	(\$5,825.00)	0.0%
10.500.0230.2710.0172	Bus Drivers Activities	\$86,509.12	\$86,509.12	\$0.00	(\$86,509.12)	0.0%
10.500.0230.2710.0210	Retirement	\$967.25	\$967.25	\$0.00	(\$967.25)	0.0%
10.500.0230.2710.0220	Soc Sec	\$6,614.71	\$6,614.71	\$0.00	(\$6,614.71)	0.0%
10.500.0230.2710.0240	Group Insurance	\$209.91	\$209.91	\$0.00	(\$209.91)	0.0%
10.500.0400.2130.0143	School Nurse GCSD	\$22,720.00	\$22,720.00	\$0.00	(\$22,720.00)	0.0%
10.500.0400.2130.0198	Other Classified Personnel	\$920.00	\$920.00	\$0.00	(\$920.00)	0.0%
10.500.0400.2130.0220	Nurse FICA	\$1,850.59	\$1,850.59	\$0.00	(\$1,850.59)	0.0%
10.500.0400.2130.0530	School Nurse - Cell Phone Stipend	\$550.00	\$550.00	\$0.00	(\$550.00)	0.0%
10.500.0400.2130.0610	School Nurse Supplies	\$923.63	\$923.63	\$0.00	(\$923.63)	0.0%
10.500.0400.2300.0220	Social Security	\$81.25	\$81.25	\$0.00	(\$81.25)	0.0%
10.500.0400.2300.0340	District Professional/Technical Services	\$9,000.00	\$9,000.00	\$0.00	(\$9,000.00)	0.0%
10.500.0400.2300.0440	District Office Rentals	\$654.96	\$654.96	\$0.00	(\$654.96)	0.0%
10.500.0400.2300.0522	District Admin - Liability Insurance	\$46,960.00	\$46,960.00	\$0.00	(\$46,960.00)	0.0%
10.500.0400.2300.0530	Admin Phone	\$550.00	\$550.00	\$0.00	(\$550.00)	0.0%
10.500.0400.2300.0540	Support Services Advertising	\$4,771.95	\$4,771.95	\$0.00	(\$4,771.95)	0.0%
10.500.0400.2300.0580	District Administration Travel/Per Diem	\$2,073.05	\$2,073.05	\$0.00	(\$2,073.05)	0.0%
10.500.0400.2300.0610	District Support Services General Supply	\$14,471.61	\$14,471.61	\$0.00	(\$14,471.61)	0.0%
10.500.0400.2300.0670	Software	\$1,687.10	\$1,687.10	\$0.00	(\$1,687.10)	0.0%
10.500.0400.2300.0810	Local Support Services Dues & Fees	\$7,580.00	\$7,580.00	\$0.00	(\$7,580.00)	0.0%
10.500.0400.2300.0890	Misc. Expense	\$20,000.00	\$20,000.00	\$0.00	(\$20,000.00)	0.0%
10.500.0400.2310.0111	GCSD School Board Member	\$13,750.00	\$13,750.00	\$0.00	(\$13,750.00)	0.0%
10.500.0400.2310.0220	Social Security	\$916.31	\$916.31	\$0.00	(\$916.31)	0.0%
10.500.0400.2310.0240	Group Insurance	\$75,110.00	\$75,110.00	\$0.00	(\$75,110.00)	0.0%
10.500.0400.2310.0580	Board Of Education Staff Travel/Per Diem	\$10,442.48	\$10,442.48	\$0.00	(\$10,442.48)	0.0%
10.500.0400.2310.0610	Board Of Education Services - Supplies	\$4,359.69	\$4,359.69	\$0.00	(\$4,359.69)	0.0%
10.500.0400.2316.0340	Independent Audit Services Professional	\$35,100.00	\$35,100.00	\$0.00	(\$35,100.00)	0.0%
10.500.0400.2317.0349	Purchased Legal Services	\$1,049.00	\$1,049.00	\$0.00	(\$1,049.00)	0.0%
10.500.0400.2320.0112	Superintendent Garfield School District	\$147,103.11	\$147,103.11	\$0.00	(\$147,103.11)	0.0%
10.500.0400.2320.0210	Retirement	\$35,717.97	\$35,717.97	\$0.00	(\$35,717.97)	0.0%
10.500.0400.2320.0220	Social Security	\$10,861.33	\$10,861.33	\$0.00	(\$10,861.33)	0.0%
10.500.0400.2320.0240	Group Insurance	\$24,848.00	\$24,848.00	\$0.00	(\$24,848.00)	0.0%
10.500.0400.2320.0580	Superintendent Travel	\$3,756.27	\$3,756.27	\$0.00	(\$3,756.27)	0.0%
10.500.0400.2321.0610	Office Of The Supt - Supplies	\$2,467.46	\$2,467.46	\$0.00	(\$2,467.46)	0.0%
10.500.0400.2500.0151	Accounting Personnel District Office	\$256,798.53	\$256,798.53	\$0.00	(\$256,798.53)	0.0%
10.500.0400.2500.0198	Substitutes	\$13,453.19	\$13,453.19	\$0.00	(\$13,453.19)	0.0%
10.500.0400.2500.0210	State Retirement	\$54,451.24	\$54,451.24	\$0.00	(\$54,451.24)	0.0%
10.500.0400.2500.0220	Social Security	\$20,446.21	\$20,446.21	\$0.00	(\$20,446.21)	0.0%
10.500.0400.2500.0240	Group Insurance	\$84,940.00	\$84,940.00	\$0.00	(\$84,940.00)	0.0%
10.500.0400.2500.0241	Insurance Opt Out	\$565.00	\$565.00	\$0.00	(\$565.00)	0.0%
10.500.0400.2500.0340	Other Contracted Professional Services	\$36,114.06	\$36,114.06	\$0.00	(\$36,114.06)	0.0%
10.500.0400.2500.0530	Local Support Services Communication	\$80.02	\$80.02	\$0.00	(\$80.02)	0.0%
10.500.0400.2500.0580	Support Services Staff Travel/Per Diem	\$4,300.00	\$4,300.00	\$0.00	(\$4,300.00)	0.0%
10.500.0400.2500.0610	District Local Support Services Supplies	\$18,235.20	\$18,235.20	\$0.00	(\$18,235.20)	0.0%
10.500.0400.2500.0670	Local Support Services Software	\$55,145.19	\$55,145.19	\$0.00	(\$55,145.19)	0.0%
10.500.0400.2500.0810	District Office "Local" Dues And Fees	\$4,076.50	\$4,076.50	\$0.00	(\$4,076.50)	0.0%
10.500.0400.2500.0890	Misc. Expense	\$2,750.00	\$2,750.00	\$0.00	(\$2,750.00)	0.0%
10.500.0400.2510.0114	Business Administrator District Office	\$131,986.81	\$131,986.81	\$0.00	(\$131,986.81)	0.0%
10.500.0400.2510.0210	Retirement	\$25,216.41	\$25,216.41	\$0.00	(\$25,216.41)	0.0%
10.500.0400.2510.0220	Social Security	\$9,612.65	\$9,612.65	\$0.00	(\$9,612.65)	0.0%
10.500.0400.2510.0240	Group Insurance	\$24,848.00	\$24,848.00	\$0.00	(\$24,848.00)	0.0%

# Garfield County School District

## Account Level Operating Statement For the Period 07/01/2025 through 06/30/2026

Fiscal Year: 2025-2026

		<u>07/01/2025 - 06/30/2026</u>	<u>Budget</u>	<u>Budget Balance</u>	
10.500.0400.2510.0530	CELL PHONE	\$250.00	\$250.00	\$0.00	(\$250.00) 0.0%
10.500.0400.2580.0115	Technology Specialist District Office	\$67,693.50	\$67,693.50	\$0.00	(\$67,693.50) 0.0%
10.500.0400.2580.0198	Other Classified	\$3,453.75	\$3,453.75	\$0.00	(\$3,453.75) 0.0%
10.500.0400.2580.0210	Retirement	\$13,595.09	\$13,595.09	\$0.00	(\$13,595.09) 0.0%
10.500.0400.2580.0220	Social Security	\$5,375.80	\$5,375.80	\$0.00	(\$5,375.80) 0.0%
10.500.0400.2580.0240	Group Insurance	\$22,675.97	\$22,675.97	\$0.00	(\$22,675.97) 0.0%
10.500.0400.2580.0530	Technology Phone	\$550.00	\$550.00	\$0.00	(\$550.00) 0.0%
10.500.0400.2580.0580	Tech Travel	\$1,425.84	\$1,425.84	\$0.00	(\$1,425.84) 0.0%
10.500.0400.2580.0610	Administrative Techno Services Supplies	\$14,833.51	\$14,833.51	\$0.00	(\$14,833.51) 0.0%
10.500.0400.2580.0650	Admin Tech Service Supplies Tech Related	\$3,120.00	\$3,120.00	\$0.00	(\$3,120.00) 0.0%
10.500.0400.2580.0670	District Support Software	\$20,743.46	\$20,743.46	\$0.00	(\$20,743.46) 0.0%
10.500.0400.2580.0734	District Office Tech Hardware	\$3,389.58	\$3,389.58	\$0.00	(\$3,389.58) 0.0%
10.500.0400.2590.0610	Other Support Services - Supplies	\$11,816.88	\$11,816.88	\$0.00	(\$11,816.88) 0.0%
10.500.0400.2600.0181	Maintenance Supervisor District Office	\$200,814.80	\$200,814.80	\$0.00	(\$200,814.80) 0.0%
10.500.0400.2600.0198	Other Classified Personnel	\$8,310.00	\$8,310.00	\$0.00	(\$8,310.00) 0.0%
10.500.0400.2600.0210	State Retirement	\$47,058.14	\$47,058.14	\$0.00	(\$47,058.14) 0.0%
10.500.0400.2600.0220	Social Security	\$16,394.17	\$16,394.17	\$0.00	(\$16,394.17) 0.0%
10.500.0400.2600.0240	Group Insurance	\$53,195.78	\$53,195.78	\$0.00	(\$53,195.78) 0.0%
10.500.0400.2600.0241	PEHP Opt-Out	\$6,530.00	\$6,530.00	\$0.00	(\$6,530.00) 0.0%
10.500.0400.2600.0530	CELL PHONE	\$1,125.00	\$1,125.00	\$0.00	(\$1,125.00) 0.0%
10.500.0400.2600.0580	Maintenance Staff Travel/Per Diem	\$50.00	\$50.00	\$0.00	(\$50.00) 0.0%
10.500.0400.2600.0610	Maintenance Supplies	\$80.85	\$80.85	\$0.00	(\$80.85) 0.0%
10.500.0400.2600.0626	Maintenance Fuel	\$113.08	\$113.08	\$0.00	(\$113.08) 0.0%
10.500.0400.2610.0181	SUPERVISOR	\$25,716.28	\$25,716.28	\$0.00	(\$25,716.28) 0.0%
10.500.0400.2610.0210	Retirement	\$5,900.39	\$5,900.39	\$0.00	(\$5,900.39) 0.0%
10.500.0400.2610.0220	FICA	\$2,012.26	\$2,012.26	\$0.00	(\$2,012.26) 0.0%
10.500.0400.2610.0240	Insurance	\$104.22	\$104.22	\$0.00	(\$104.22) 0.0%
10.500.0400.2610.0530	CELL PHONE	\$600.00	\$600.00	\$0.00	(\$600.00) 0.0%
10.500.0400.2610.0610	District Operation Of Building Supplies	\$3,619.44	\$3,619.44	\$0.00	(\$3,619.44) 0.0%
10.500.0400.2620.0430	R&M Services	\$34,173.78	\$34,173.78	\$0.00	(\$34,173.78) 0.0%
10.500.0400.2620.0610	District Maintenance Of Buildings Supply	\$2,998.01	\$2,998.01	\$0.00	(\$2,998.01) 0.0%
10.500.0400.2620.0730	Capital Equipment Purchases	\$9,807.00	\$9,807.00	\$0.00	(\$9,807.00) 0.0%
10.500.0400.2650.0430	District Repairs & Maintenance Services	\$60.00	\$60.00	\$0.00	(\$60.00) 0.0%
10.500.0400.2650.0521	Vehicle/Maintenance Service Property Ins	\$16,060.00	\$16,060.00	\$0.00	(\$16,060.00) 0.0%
10.500.0400.2710.0735	Non-Bus Fleet Purchases	\$65,000.00	\$65,000.00	\$0.00	(\$65,000.00) 0.0%
10.500.0400.3000.0610	Wellness Supplies	\$500.00	\$500.00	\$0.00	(\$500.00) 0.0%
10.500.0500.2570.0190	Other Salaries	\$1.74	\$1.74	\$0.00	(\$1.74) 0.0%
10.500.0500.2570.0210	STATE RETIREMENT	\$41.23	\$41.23	\$0.00	(\$41.23) 0.0%
10.500.0500.2570.0220	FICA	\$158.44	\$158.44	\$0.00	(\$158.44) 0.0%
10.500.0500.2570.0290	Other Employee Benefits	\$2,100.00	\$2,100.00	\$0.00	(\$2,100.00) 0.0%
10.500.1205.1000.0140	Other Licensed Salaries	\$1,901.95	\$1,901.95	\$0.00	(\$1,901.95) 0.0%
10.500.1205.1000.0210	Special Education State Retirement	\$361.75	\$361.75	\$0.00	(\$361.75) 0.0%
10.500.1205.1000.0220	Special Education Social Security	\$180.15	\$180.15	\$0.00	(\$180.15) 0.0%
10.500.1205.1000.0530	Special Education Telephone	\$450.00	\$450.00	\$0.00	(\$450.00) 0.0%
10.500.1205.1000.0610	Special Education General Supplies	\$6,757.65	\$6,757.65	\$0.00	(\$6,757.65) 0.0%
10.500.1205.2100.0131	Special Ed Support Service Teachers	\$12,450.00	\$12,450.00	\$0.00	(\$12,450.00) 0.0%
10.500.1205.2100.0210	Special Ed Support Service State Retire	\$2,824.94	\$2,824.94	\$0.00	(\$2,824.94) 0.0%
10.500.1205.2100.0220	SPED Support Services Social Security	\$925.79	\$925.79	\$0.00	(\$925.79) 0.0%
10.500.1205.2400.0152	SECRETARIAL	\$787.87	\$787.87	\$0.00	(\$787.87) 0.0%
10.500.1205.2400.0220	FICA	\$60.27	\$60.27	\$0.00	(\$60.27) 0.0%
10.500.1205.2500.0115	Special Education Support Service Direct	\$26,151.93	\$26,151.93	\$0.00	(\$26,151.93) 0.0%
10.500.1205.2500.0210	SPED Support Services State Retirement	\$4,974.12	\$4,974.12	\$0.00	(\$4,974.12) 0.0%
10.500.1205.2500.0220	SPED Support Services Social Security	\$1,999.20	\$1,999.20	\$0.00	(\$1,999.20) 0.0%
10.500.1210.1000.0870	SC SPED Teacher	(\$3,492.52)	(\$3,492.52)	\$0.00	\$3,492.52 0.0%
10.500.1215.1000.0131	District Preschool Teacher	\$10,748.13	\$10,748.13	\$0.00	(\$10,748.13) 0.0%
10.500.1215.1000.0140	Other Licensed Salaries	\$352.84	\$352.84	\$0.00	(\$352.84) 0.0%
10.500.1215.1000.0210	No Such Thing	\$2,111.33	\$2,111.33	\$0.00	(\$2,111.33) 0.0%
10.500.1215.1000.0220	No Such Thing	\$848.75	\$848.75	\$0.00	(\$848.75) 0.0%
10.500.1215.1000.0610	Pre-K Supplies	\$1,873.95	\$1,873.95	\$0.00	(\$1,873.95) 0.0%
10.500.1609.1000.0115	DIRECTORS	\$58,859.19	\$58,859.19	\$0.00	(\$58,859.19) 0.0%

# Garfield County School District

## Account Level Operating Statement For the Period 07/01/2025 through 06/30/2026

Fiscal Year: 2025-2026

		<u>07/01/2025 - 06/30/2026</u>	<u>Budget</u>	<u>Budget Balance</u>		
10.500.1609.1000.0140	Other Licensed Salaries	\$3,221.18	\$3,221.18	\$0.00	(\$3,221.18)	0.0%
10.500.1609.1000.0210	Adult Ed Retirement	\$14,086.04	\$14,086.04	\$0.00	(\$14,086.04)	0.0%
10.500.1609.1000.0220	Adult Ed FICA	\$4,464.13	\$4,464.13	\$0.00	(\$4,464.13)	0.0%
10.500.1609.1000.0240	Adult Ed Insurance	\$16,244.28	\$16,244.28	\$0.00	(\$16,244.28)	0.0%
10.500.1609.1000.0340	Adult High School Professional Services	\$800.00	\$800.00	\$0.00	(\$800.00)	0.0%
10.500.1609.1000.0530	Cell Phone Reimbursement	\$1,010.14	\$1,010.14	\$0.00	(\$1,010.14)	0.0%
10.500.1609.1000.0580	Adult Ed Travel	\$284.20	\$284.20	\$0.00	(\$284.20)	0.0%
10.500.1609.1000.0735	Adult Ed Vehicle	\$18,362.84	\$18,362.84	\$0.00	(\$18,362.84)	0.0%
10.500.1609.1000.0810	Dues And Fees	\$300.00	\$300.00	\$0.00	(\$300.00)	0.0%
10.500.1609.2400.0152	Adult Ed Secretary	\$9,648.28	\$9,648.28	\$0.00	(\$9,648.28)	0.0%
10.500.1609.2400.0198	Other Classified Personnel	\$200.00	\$200.00	\$0.00	(\$200.00)	0.0%
10.500.1609.2400.0220	Adult Ed. FICA	\$753.40	\$753.40	\$0.00	(\$753.40)	0.0%
10.500.5315.1000.0513	Student Transport - Charter Bus	\$12,450.00	\$12,450.00	\$0.00	(\$12,450.00)	0.0%
10.500.5315.2700.0152	Transportation Secretary	\$1,543.34	\$1,543.34	\$0.00	(\$1,543.34)	0.0%
10.500.5315.2700.0173	Transportation Mechanic	\$66,035.88	\$66,035.88	\$0.00	(\$66,035.88)	0.0%
10.500.5315.2700.0198	Other Classified Personnel	\$3,453.75	\$3,453.75	\$0.00	(\$3,453.75)	0.0%
10.500.5315.2700.0210	State Retirement	\$13,274.97	\$13,274.97	\$0.00	(\$13,274.97)	0.0%
10.500.5315.2700.0220	Social Security	\$5,917.51	\$5,917.51	\$0.00	(\$5,917.51)	0.0%
10.500.5315.2700.0241	Insurance Opt-Out Transportation District	\$7,205.00	\$7,205.00	\$0.00	(\$7,205.00)	0.0%
10.500.5315.2700.0340	Student Transportation Contract Services	\$16,217.23	\$16,217.23	\$0.00	(\$16,217.23)	0.0%
10.500.5315.2700.0430	Transport Repairs & Maintenance Service	\$5,218.49	\$5,218.49	\$0.00	(\$5,218.49)	0.0%
10.500.5315.2700.0514	Student Transportation Student Allowance	\$8,864.10	\$8,864.10	\$0.00	(\$8,864.10)	0.0%
10.500.5315.2700.0530	Transportation Cell Phone	\$550.00	\$550.00	\$0.00	(\$550.00)	0.0%
10.500.5315.2700.0580	Transportation Staff Travel/Per Diem	\$239.00	\$239.00	\$0.00	(\$239.00)	0.0%
10.500.5315.2700.0610	Student Transportation General Supplies	\$2,902.22	\$2,902.22	\$0.00	(\$2,902.22)	0.0%
10.500.5315.2700.0626	Diesel/Gasoline	\$82,414.13	\$82,414.13	\$0.00	(\$82,414.13)	0.0%
10.500.5315.2700.0670	Transportation Software	\$3,316.06	\$3,316.06	\$0.00	(\$3,316.06)	0.0%
10.500.5315.2700.0681	Transportation Lubricants	\$3,359.00	\$3,359.00	\$0.00	(\$3,359.00)	0.0%
10.500.5315.2700.0682	Tires & Tubes	\$7,050.48	\$7,050.48	\$0.00	(\$7,050.48)	0.0%
10.500.5315.2700.0683	Repair Parts For Buses & Other Vehicles	\$34,150.97	\$34,150.97	\$0.00	(\$34,150.97)	0.0%
10.500.5315.2700.0732	Bus Purchases	\$162,931.00	\$162,931.00	\$0.00	(\$162,931.00)	0.0%
10.500.5315.2710.0172	Vehicle Operation Services Bus Route	\$98,893.42	\$98,893.42	\$0.00	(\$98,893.42)	0.0%
10.500.5315.2710.0198	Holiday Bonus Bus	\$5,525.00	\$5,525.00	\$0.00	(\$5,525.00)	0.0%
10.500.5315.2710.0210	Retirement	\$4,283.74	\$4,283.74	\$0.00	(\$4,283.74)	0.0%
10.500.5315.2710.0220	Soc Sec	\$7,907.18	\$7,907.18	\$0.00	(\$7,907.18)	0.0%
10.500.5315.2710.0240	Group Insurance	\$4,613.49	\$4,613.49	\$0.00	(\$4,613.49)	0.0%
10.500.5315.2790.0172	Bus Driver - Other	\$9,783.08	\$9,783.08	\$0.00	(\$9,783.08)	0.0%
10.500.5315.2790.0210	Retirement	\$153.81	\$153.81	\$0.00	(\$153.81)	0.0%
10.500.5315.2790.0220	FICA	\$746.91	\$746.91	\$0.00	(\$746.91)	0.0%
10.500.5315.2790.0240	Insurance	\$99.51	\$99.51	\$0.00	(\$99.51)	0.0%
10.500.5315.2790.0610	Other Transportation Supplies	\$57.00	\$57.00	\$0.00	(\$57.00)	0.0%
10.500.5321.2510.0345	Accounting Transition Services	\$3,720.00	\$3,720.00	\$0.00	(\$3,720.00)	0.0%
10.500.5336.2110.0610	Stronger Connections Grant	\$2,212.87	\$2,212.87	\$0.00	(\$2,212.87)	0.0%
10.500.5608.1000.0610	Mental Health Supplies	\$106.20	\$106.20	\$0.00	(\$106.20)	0.0%
10.500.5608.2190.0340	Other Mental Health Services	\$1,500.00	\$1,500.00	\$0.00	(\$1,500.00)	0.0%
10.500.5613.1000.0115	DIRECTORS	\$15,791.49	\$15,791.49	\$0.00	(\$15,791.49)	0.0%
10.500.5613.1000.0210	Corrections Retirement	\$3,583.08	\$3,583.08	\$0.00	(\$3,583.08)	0.0%
10.500.5613.1000.0220	Corrections FICA	\$1,118.70	\$1,118.70	\$0.00	(\$1,118.70)	0.0%
10.500.5613.1000.0240	Corrections Insurance	\$4,581.72	\$4,581.72	\$0.00	(\$4,581.72)	0.0%
10.500.5643.1000.0610	STEM Lab Supplies	\$40,919.33	\$40,919.33	\$0.00	(\$40,919.33)	0.0%
10.500.5643.1000.0730	STEM Lab Capital Supplies	\$29,022.20	\$29,022.20	\$0.00	(\$29,022.20)	0.0%
10.500.5655.1000.0610	DTL Supplies	\$995.00	\$995.00	\$0.00	(\$995.00)	0.0%
10.500.5659.2110.0198	State Education Support Bonus	\$1,008.10	\$1,008.10	\$0.00	(\$1,008.10)	0.0%
10.500.5659.2110.0210	STATE RETIREMENT	\$191.74	\$191.74	\$0.00	(\$191.74)	0.0%
10.500.5659.2110.0220	FICA	\$77.11	\$77.11	\$0.00	(\$77.11)	0.0%
10.500.5659.2130.0198	State Education Support Bonus	\$500.00	\$500.00	\$0.00	(\$500.00)	0.0%
10.500.5659.2130.0220	FICA	\$38.25	\$38.25	\$0.00	(\$38.25)	0.0%
10.500.5659.2400.0198	State Education Support Bonus	\$700.00	\$700.00	\$0.00	(\$700.00)	0.0%
10.500.5659.2400.0220	FICA	\$53.55	\$53.55	\$0.00	(\$53.55)	0.0%
10.500.5659.2710.0198	State Education Support Bonus	\$6,600.00	\$6,600.00	\$0.00	(\$6,600.00)	0.0%

# Garfield County School District

## Account Level Operating Statement For the Period 07/01/2025 through 06/30/2026

Fiscal Year: 2025-2026

		<u>07/01/2025 - 06/30/2026</u>	<u>Budget</u>	<u>Budget Balance</u>		
10.500.5659.2710.0210	STATE RETIREMENT	\$167.09	\$167.09	\$0.00	(\$167.09)	0.0%
10.500.5659.2710.0220	FICA	\$504.90	\$504.90	\$0.00	(\$504.90)	0.0%
10.500.5671.1000.0610	VFG Supplies	\$16,678.37	\$16,678.37	\$0.00	(\$16,678.37)	0.0%
10.500.5672.2190.0340	Other Professional Services	\$12,939.00	\$12,939.00	\$0.00	(\$12,939.00)	0.0%
10.500.5673.2190.0340	Other Professional Services	\$70,742.00	\$70,742.00	\$0.00	(\$70,742.00)	0.0%
10.500.5677.1000.0115	DIRECTORS	\$49,061.50	\$49,061.50	\$0.00	(\$49,061.50)	0.0%
10.500.5677.1000.0140	Other Licensed Salaries	\$2,239.82	\$2,239.82	\$0.00	(\$2,239.82)	0.0%
10.500.5677.1000.0210	STATE RETIREMENT	\$9,757.47	\$9,757.47	\$0.00	(\$9,757.47)	0.0%
10.500.5677.1000.0220	Social Security	\$3,865.68	\$3,865.68	\$0.00	(\$3,865.68)	0.0%
10.500.5677.1000.0240	GROUP INSURANCE	\$17,338.50	\$17,338.50	\$0.00	(\$17,338.50)	0.0%
10.500.5677.1000.0530	CELL PHONE	\$250.00	\$250.00	\$0.00	(\$250.00)	0.0%
10.500.5677.1000.0580	CS Travel	\$1,332.86	\$1,332.86	\$0.00	(\$1,332.86)	0.0%
10.500.5677.1000.0610	Computer Science Initiative Supplies	\$986.48	\$986.48	\$0.00	(\$986.48)	0.0%
10.500.5677.1000.0650	Computer Science Initiative Supplies	\$2,188.00	\$2,188.00	\$0.00	(\$2,188.00)	0.0%
10.500.5677.2213.0580	CS Prof. Development Travel	\$220.31	\$220.31	\$0.00	(\$220.31)	0.0%
10.500.5678.1000.0131	TSSA Adjustment	\$4,145.04	\$4,145.04	\$0.00	(\$4,145.04)	0.0%
10.500.5678.1000.0210	Retirement	\$848.97	\$848.97	\$0.00	(\$848.97)	0.0%
10.500.5678.1000.0220	FICA	\$310.54	\$310.54	\$0.00	(\$310.54)	0.0%
10.500.5678.1000.0240	Group Insurance	\$1,072.89	\$1,072.89	\$0.00	(\$1,072.89)	0.0%
10.500.5678.2210.0610	TSSA Supplies	\$23,310.00	\$23,310.00	\$0.00	(\$23,310.00)	0.0%
10.500.5678.2213.0580	District Office Prof Development	\$517.00	\$517.00	\$0.00	(\$517.00)	0.0%
10.500.5679.2100.0340	Student Mental Health Services	\$8,323.00	\$8,323.00	\$0.00	(\$8,323.00)	0.0%
10.500.5679.2110.0140	Other Licensed Salaries	\$2,516.24	\$2,516.24	\$0.00	(\$2,516.24)	0.0%
10.500.5679.2110.0141	District Social Worker	\$26,501.74	\$26,501.74	\$0.00	(\$26,501.74)	0.0%
10.500.5679.2110.0210	Mental Health Retirement	\$5,519.22	\$5,519.22	\$0.00	(\$5,519.22)	0.0%
10.500.5679.2110.0220	FICA	\$2,705.68	\$2,705.68	\$0.00	(\$2,705.68)	0.0%
10.500.5679.2110.0241	Insurance Opt Out	\$6,075.00	\$6,075.00	\$0.00	(\$6,075.00)	0.0%
10.500.5679.2110.0530	CELL PHONE	\$250.00	\$250.00	\$0.00	(\$250.00)	0.0%
10.500.5679.2130.0610	Student Health & Counseling Supplies	\$988.75	\$988.75	\$0.00	(\$988.75)	0.0%
10.500.5697.1000.0131	Early Learning Coach	\$60,166.14	\$60,166.14	\$0.00	(\$60,166.14)	0.0%
10.500.5697.1000.0140	Other Licensed Salaries	\$2,951.78	\$2,951.78	\$0.00	(\$2,951.78)	0.0%
10.500.5697.1000.0210	Early Learning - Retirement	\$14,321.42	\$14,321.42	\$0.00	(\$14,321.42)	0.0%
10.500.5697.1000.0220	Early Learning - FICA	\$4,712.87	\$4,712.87	\$0.00	(\$4,712.87)	0.0%
10.500.5697.1000.0240	Early Learning Coach - Health	\$16,101.00	\$16,101.00	\$0.00	(\$16,101.00)	0.0%
10.500.5697.1000.0530	CELL PHONE	\$250.00	\$250.00	\$0.00	(\$250.00)	0.0%
10.500.5868.1000.0610	Supplies (Gen)	(\$14,688.82)	(\$14,688.82)	\$0.00	\$14,688.82	0.0%
10.500.5876.1000.0131	Educator Salary Adjustment District	\$19,500.57	\$19,500.57	\$0.00	(\$19,500.57)	0.0%
10.500.5876.1000.0210	State Retirement	\$3,993.93	\$3,993.93	\$0.00	(\$3,993.93)	0.0%
10.500.5876.1000.0220	Social Security	\$1,460.54	\$1,460.54	\$0.00	(\$1,460.54)	0.0%
10.500.5876.1000.0240	Group Insurance	\$5,047.38	\$5,047.38	\$0.00	(\$5,047.38)	0.0%
10.500.5902.1000.0610	WBL Supplies	\$1,724.12	\$1,724.12	\$0.00	(\$1,724.12)	0.0%
10.500.5914.2200.0190	School Safety Stipends	\$6,910.45	\$6,910.45	\$0.00	(\$6,910.45)	0.0%
10.500.5914.2200.0210	Safety Stipend - Retirement	\$1,319.70	\$1,319.70	\$0.00	(\$1,319.70)	0.0%
10.500.5914.2200.0220	Safety Stipend - FICA	\$517.21	\$517.21	\$0.00	(\$517.21)	0.0%
10.500.5914.2200.0240	Safety Stipends - Insurance	\$2,396.03	\$2,396.03	\$0.00	(\$2,396.03)	0.0%
10.500.5914.2590.0610	Other Support Supplies	\$2,441.78	\$2,441.78	\$0.00	(\$2,441.78)	0.0%
10.500.6015.1000.0580	CTE Admin Travel	\$184.22	\$184.22	\$0.00	(\$184.22)	0.0%
10.500.6015.1000.0610	CTE Admin Supplies	\$5,971.73	\$5,971.73	\$0.00	(\$5,971.73)	0.0%
10.500.6015.2300.0115	DIRECTORS	\$89,195.00	\$89,195.00	\$0.00	(\$89,195.00)	0.0%
10.500.6015.2300.0140	Other Licensed Salaries	\$3,780.58	\$3,780.58	\$0.00	(\$3,780.58)	0.0%
10.500.6015.2300.0210	STATE RETIREMENT	\$21,096.19	\$21,096.19	\$0.00	(\$21,096.19)	0.0%
10.500.6015.2300.0220	FICA	\$6,802.61	\$6,802.61	\$0.00	(\$6,802.61)	0.0%
10.500.6015.2300.0240	GROUP INSURANCE	\$20,772.00	\$20,772.00	\$0.00	(\$20,772.00)	0.0%
10.500.6015.2300.0530	CELL PHONE	\$450.00	\$450.00	\$0.00	(\$450.00)	0.0%
10.500.6015.2500.0735	CTE Vehicle	\$100,865.00	\$100,865.00	\$0.00	(\$100,865.00)	0.0%
10.500.7401.1000.0610	Perkins Supplies	\$96,720.00	\$96,720.00	\$0.00	(\$96,720.00)	0.0%
10.500.7524.1000.0340	IDEA B Professional/Technical Services	\$242,925.65	\$242,925.65	\$0.00	(\$242,925.65)	0.0%
10.500.7860.1000.0190	Tchrs Extra Srv	\$193.34	\$193.34	\$0.00	(\$193.34)	0.0%
10.500.7860.1000.0210	State Retirement	\$37.74	\$37.74	\$0.00	(\$37.74)	0.0%
10.500.7860.1000.0220	Social Security	\$14.79	\$14.79	\$0.00	(\$14.79)	0.0%
10.500.7860.1000.0580	Title II A Travel	\$2,746.84	\$2,746.84	\$0.00	(\$2,746.84)	0.0%
10.500.7860.2213.0340	Title II PD Services	\$52,085.90	\$52,085.90	\$0.00	(\$52,085.90)	0.0%
10.500.7860.2213.0580	Title II Travel	\$30,651.89	\$30,651.89	\$0.00	(\$30,651.89)	0.0%

# Garfield County School District

## Account Level Operating Statement For the Period 07/01/2025 through 06/30/2026

Fiscal Year: 2025-2026

		<u>07/01/2025 - 06/30/2026</u>	<u>Budget</u>	<u>Budget Balance</u>		
10.500.7860.2213.0670	Title II Software	\$24,000.00	\$24,000.00	\$0.00	(\$24,000.00)	0.0%
10.500.7880.1000.0131	TEACHERS	\$4,304.79	\$4,304.79	\$0.00	(\$4,304.79)	0.0%
10.500.7880.1000.0210	State Retirement	\$818.79	\$818.79	\$0.00	(\$818.79)	0.0%
10.500.7880.1000.0220	Social Security	\$323.62	\$323.62	\$0.00	(\$323.62)	0.0%
10.500.7880.1000.0240	GROUP INSURANCE	\$1,560.06	\$1,560.06	\$0.00	(\$1,560.06)	0.0%
10.500.7890.1000.0610	Title IV Instructional Supplies	\$12,242.49	\$12,242.49	\$0.00	(\$12,242.49)	0.0%
10.500.7893.1000.0610	Title IV Stronger Connections Grant	\$9,139.27	\$9,139.27	\$0.00	(\$9,139.27)	0.0%
10.500.7893.1000.0670	Stronger Connections Software	\$178.32	\$178.32	\$0.00	(\$178.32)	0.0%
10.500.7893.2110.0141	Stronger Connections Counselor	\$29,746.80	\$29,746.80	\$0.00	(\$29,746.80)	0.0%
10.500.7893.2110.0210	STATE RETIREMENT	\$5,657.85	\$5,657.85	\$0.00	(\$5,657.85)	0.0%
10.500.7893.2110.0220	FICA	\$2,273.71	\$2,273.71	\$0.00	(\$2,273.71)	0.0%
10.500.7893.2110.0670	Stronger Connections Software	\$105.22	\$105.22	\$0.00	(\$105.22)	0.0%
10.500.7893.2130.0340	Professional Services	\$52,304.50	\$52,304.50	\$0.00	(\$52,304.50)	0.0%
10.500.7905.1000.0610	Title IV Instructional Supplies	\$7,500.00	\$7,500.00	\$0.00	(\$7,500.00)	0.0%
10.704.0050.1000.0131	Teacher BVHS	\$188,250.22	\$188,250.22	\$0.00	(\$188,250.22)	0.0%
10.704.0050.1000.0132	Substitute Teacher BVHS	\$9,786.71	\$9,786.71	\$0.00	(\$9,786.71)	0.0%
10.704.0050.1000.0140	Other Licensed Salaries	\$7,122.15	\$7,122.15	\$0.00	(\$7,122.15)	0.0%
10.704.0050.1000.0161	STAFF ASSISTANT	\$2,132.36	\$2,132.36	\$0.00	(\$2,132.36)	0.0%
10.704.0050.1000.0190	Extra Duty Stipend	\$12,315.69	\$12,315.69	\$0.00	(\$12,315.69)	0.0%
10.704.0050.1000.0210	Retirement	\$41,691.40	\$41,691.40	\$0.00	(\$41,691.40)	0.0%
10.704.0050.1000.0220	Social Security	\$17,870.25	\$17,870.25	\$0.00	(\$17,870.25)	0.0%
10.704.0050.1000.0240	Group Insurance	\$36,871.35	\$36,871.35	\$0.00	(\$36,871.35)	0.0%
10.704.0050.1000.0241	Group Insurance Opt. Out	\$19,355.00	\$19,355.00	\$0.00	(\$19,355.00)	0.0%
10.704.0050.1000.0610	BVHS Instruction Supplies	\$8,901.00	\$8,901.00	\$0.00	(\$8,901.00)	0.0%
10.704.0050.1000.0650	BVHS School Technology Supp	\$1,039.34	\$1,039.34	\$0.00	(\$1,039.34)	0.0%
10.704.0050.2230.0190	Other Salaries	\$962.48	\$962.48	\$0.00	(\$962.48)	0.0%
10.704.0050.2230.0210	STATE RETIREMENT	\$183.06	\$183.06	\$0.00	(\$183.06)	0.0%
10.704.0050.2230.0220	FICA	\$71.59	\$71.59	\$0.00	(\$71.59)	0.0%
10.704.0050.2600.0411	BVHS School Water/Sewage	\$21,192.20	\$21,192.20	\$0.00	(\$21,192.20)	0.0%
10.704.0050.2600.0412	BVHS Operation/Maintenance Disposal Serv	\$3,500.00	\$3,500.00	\$0.00	(\$3,500.00)	0.0%
10.704.0050.2600.0430	BVHS Repairs & Maintenance	\$233,679.54	\$233,679.54	\$0.00	(\$233,679.54)	0.0%
10.704.0050.2600.0530	BVHS Communication Telephone	\$1,589.72	\$1,589.72	\$0.00	(\$1,589.72)	0.0%
10.704.0050.2600.0622	BVHS School Electricity	\$25,184.91	\$25,184.91	\$0.00	(\$25,184.91)	0.0%
10.704.0050.2600.0623	BVHS School Bottled Gas	\$28,793.92	\$28,793.92	\$0.00	(\$28,793.92)	0.0%
10.704.0050.2610.0610	BVHS Custodial Supplies	\$42,965.12	\$42,965.12	\$0.00	(\$42,965.12)	0.0%
10.704.0050.2620.0430	BVHS Repair/Maintain Service	\$16,762.13	\$16,762.13	\$0.00	(\$16,762.13)	0.0%
10.704.0050.2620.0610	BVHS Maintenance Supplies	\$18,451.63	\$18,451.63	\$0.00	(\$18,451.63)	0.0%
10.704.0230.1000.0190	BVHS Coach Stipend	\$64,328.17	\$64,328.17	\$0.00	(\$64,328.17)	0.0%
10.704.0230.1000.0210	BVHS Coach Retirement	\$4,707.68	\$4,707.68	\$0.00	(\$4,707.68)	0.0%
10.704.0230.1000.0220	BVHS Coach FICA	\$4,883.38	\$4,883.38	\$0.00	(\$4,883.38)	0.0%
10.704.0230.1000.0240	GROUP INSURANCE	\$60.05	\$60.05	\$0.00	(\$60.05)	0.0%
10.704.0230.1000.0610	Sports Equipment	\$898.00	\$898.00	\$0.00	(\$898.00)	0.0%
10.704.0230.1000.0730	Equipment - Sports	\$12,358.48	\$12,358.48	\$0.00	(\$12,358.48)	0.0%
10.704.0230.3000.0580	BVHS Sports Travel/Per Diem	\$30.00	\$30.00	\$0.00	(\$30.00)	0.0%
10.704.0400.2100.0152	SECRETARIAL	\$12,023.30	\$12,023.30	\$0.00	(\$12,023.30)	0.0%
10.704.0400.2100.0210	STATE RETIREMENT	\$2,307.12	\$2,307.12	\$0.00	(\$2,307.12)	0.0%
10.704.0400.2100.0220	FICA	\$888.13	\$888.13	\$0.00	(\$888.13)	0.0%
10.704.0400.2100.0240	GROUP INSURANCE	\$8,692.00	\$8,692.00	\$0.00	(\$8,692.00)	0.0%
10.704.0400.2400.0152	Secondary Secretary BVHS	\$25,514.22	\$25,514.22	\$0.00	(\$25,514.22)	0.0%
10.704.0400.2400.0198	Secretary Substitute BVHS	\$2,227.58	\$2,227.58	\$0.00	(\$2,227.58)	0.0%
10.704.0400.2400.0210	BVHS Admin Retirement	\$5,100.39	\$5,100.39	\$0.00	(\$5,100.39)	0.0%
10.704.0400.2400.0220	BVHS Admin FICA	\$2,062.48	\$2,062.48	\$0.00	(\$2,062.48)	0.0%
10.704.0400.2400.0240	BVHS Admin Ins	\$16,156.00	\$16,156.00	\$0.00	(\$16,156.00)	0.0%
10.704.0400.2400.0810	BVHS Admin Dues & Fees	\$1,400.00	\$1,400.00	\$0.00	(\$1,400.00)	0.0%
10.704.0400.2410.0121	PRINCIPALS	\$86,336.90	\$86,336.90	\$0.00	(\$86,336.90)	0.0%
10.704.0400.2410.0140	Other Licensed Salaries	\$3,432.57	\$3,432.57	\$0.00	(\$3,432.57)	0.0%
10.704.0400.2410.0210	STATE RETIREMENT	\$20,373.67	\$20,373.67	\$0.00	(\$20,373.67)	0.0%
10.704.0400.2410.0220	BVHS Admin FICA	\$6,764.12	\$6,764.12	\$0.00	(\$6,764.12)	0.0%
10.704.0400.2410.0240	GROUP INSURANCE	\$20,772.00	\$20,772.00	\$0.00	(\$20,772.00)	0.0%
10.704.0400.2410.0530	BVHS Principal's Cell	\$450.00	\$450.00	\$0.00	(\$450.00)	0.0%
10.704.0400.2500.0340	Other Contracted Prof Services	\$729.08	\$729.08	\$0.00	(\$729.08)	0.0%
10.704.0400.2610.0182	Custodian	\$68,173.42	\$68,173.42	\$0.00	(\$68,173.42)	0.0%
10.704.0400.2610.0198	Other Classified Personnel	\$2,518.96	\$2,518.96	\$0.00	(\$2,518.96)	0.0%

# Garfield County School District

## Account Level Operating Statement For the Period 07/01/2025 through 06/30/2026

Fiscal Year: 2025-2026

		<u>07/01/2025 - 06/30/2026</u>	<u>Budget</u>	<u>Budget Balance</u>		
10.704.0400.2610.0210	Retirement	\$11,513.57	\$11,513.57	\$0.00	(\$11,513.57)	0.0%
10.704.0400.2610.0220	FICA	\$6,001.31	\$6,001.31	\$0.00	(\$6,001.31)	0.0%
10.704.0400.2610.0241	PEHP Opt-Out	\$7,205.00	\$7,205.00	\$0.00	(\$7,205.00)	0.0%
10.704.0400.2610.0530	CELL PHONE	\$550.00	\$550.00	\$0.00	(\$550.00)	0.0%
10.704.1205.1000.0161	Para Professional Special Ed BVHS	\$9,720.68	\$9,720.68	\$0.00	(\$9,720.68)	0.0%
10.704.1205.1000.0198	Other Classified Personnel	\$275.00	\$275.00	\$0.00	(\$275.00)	0.0%
10.704.1205.1000.0220	Social Security	\$764.69	\$764.69	\$0.00	(\$764.69)	0.0%
10.704.1205.1000.0734	BVHS SPED Tech Hardware	\$1,094.00	\$1,094.00	\$0.00	(\$1,094.00)	0.0%
10.704.1210.1000.0131	SC SPED Teacher	\$4,805.37	\$4,805.37	\$0.00	(\$4,805.37)	0.0%
10.704.1210.1000.0210	SC SPED Retirement	\$1,090.35	\$1,090.35	\$0.00	(\$1,090.35)	0.0%
10.704.1210.1000.0220	SC SPED FICA	\$346.69	\$346.69	\$0.00	(\$346.69)	0.0%
10.704.1210.1000.0240	SC SPED Insurance	\$1,668.06	\$1,668.06	\$0.00	(\$1,668.06)	0.0%
10.704.1220.1000.0131	Teachers	\$556.38	\$556.38	\$0.00	(\$556.38)	0.0%
10.704.1220.1000.0161	Paraprofessional	\$126.78	\$126.78	\$0.00	(\$126.78)	0.0%
10.704.1220.1000.0210	Ext Yr SPED Retirement	\$126.27	\$126.27	\$0.00	(\$126.27)	0.0%
10.704.1220.1000.0220	Ext Yr SPED FICA	\$49.80	\$49.80	\$0.00	(\$49.80)	0.0%
10.704.1220.1000.0240	SPED Ext Year	\$193.14	\$193.14	\$0.00	(\$193.14)	0.0%
10.704.1225.1000.0131	Teachers	\$1,264.59	\$1,264.59	\$0.00	(\$1,264.59)	0.0%
10.704.1225.1000.0210	Ext Yr SPED Retirement	\$286.92	\$286.92	\$0.00	(\$286.92)	0.0%
10.704.1225.1000.0220	Ext Yr SPED FICA	\$91.28	\$91.28	\$0.00	(\$91.28)	0.0%
10.704.1225.1000.0240	SPED Ext Year Bogus	\$438.93	\$438.93	\$0.00	(\$438.93)	0.0%
10.704.5333.1000.0161	Para Pro Concurrent Enrollment BVHS	\$7,527.99	\$7,527.99	\$0.00	(\$7,527.99)	0.0%
10.704.5333.1000.0220	BVHS Conc Enroll FICA	\$575.88	\$575.88	\$0.00	(\$575.88)	0.0%
10.704.5333.1000.0650	CE Tech Hardware	\$4,981.02	\$4,981.02	\$0.00	(\$4,981.02)	0.0%
10.704.5344.1000.0131	At Risk Teacher Salary	\$45,440.05	\$45,440.05	\$0.00	(\$45,440.05)	0.0%
10.704.5344.1000.0140	Other Licensed Salaries	\$2,266.10	\$2,266.10	\$0.00	(\$2,266.10)	0.0%
10.704.5344.1000.0210	Retirement	\$9,073.71	\$9,073.71	\$0.00	(\$9,073.71)	0.0%
10.704.5344.1000.0220	EARS FICA	\$3,591.61	\$3,591.61	\$0.00	(\$3,591.61)	0.0%
10.704.5344.1000.0240	At Risk - Insurance	\$15,773.40	\$15,773.40	\$0.00	(\$15,773.40)	0.0%
10.704.5420.1000.0161	Trustlands Para Professional BVHS	\$13,157.34	\$13,157.34	\$44,352.00	\$31,194.66	29.7%
10.704.5420.1000.0198	Other Classified Personnel	\$350.00	\$350.00	\$0.00	(\$350.00)	0.0%
10.704.5420.1000.0220	Trustlands Social Security BVHS	\$1,033.30	\$1,033.30	\$3,392.93	\$2,359.63	30.5%
10.704.5420.2220.0162	Trustlands Para Pro Librarian BVHS	\$19,298.65	\$19,298.65	\$0.00	(\$19,298.65)	0.0%
10.704.5420.2220.0198	Other Classified Personnel	\$550.00	\$550.00	\$0.00	(\$550.00)	0.0%
10.704.5420.2220.0220	Trustlands Para Pro Librarian FICA BVHS	\$1,518.44	\$1,518.44	\$0.00	(\$1,518.44)	0.0%
10.704.5610.1000.0131	Dr Ed Salaries	\$4,330.80	\$4,330.80	\$0.00	(\$4,330.80)	0.0%
10.704.5610.1000.0210	Driver's Ed Retirement	\$823.72	\$823.72	\$0.00	(\$823.72)	0.0%
10.704.5610.1000.0220	Driver's Ed FICA	\$326.14	\$326.14	\$0.00	(\$326.14)	0.0%
10.704.5643.1000.0190	Other Salaries	\$504.04	\$504.04	\$0.00	(\$504.04)	0.0%
10.704.5643.1000.0210	STATE RETIREMENT	\$95.87	\$95.87	\$0.00	(\$95.87)	0.0%
10.704.5643.1000.0220	FICA	\$37.68	\$37.68	\$0.00	(\$37.68)	0.0%
10.704.5651.1000.0131	EPPH - Teachers	\$8,098.80	\$8,098.80	\$0.00	(\$8,098.80)	0.0%
10.704.5651.1000.0210	EPPH - Retirement	\$1,647.97	\$1,647.97	\$0.00	(\$1,647.97)	0.0%
10.704.5651.1000.0220	EPPH - FICA	\$598.89	\$598.89	\$0.00	(\$598.89)	0.0%
10.704.5651.2100.0142	EPPH - Guidance Counselors	\$1,455.86	\$1,455.86	\$0.00	(\$1,455.86)	0.0%
10.704.5651.2100.0210	EPPH - Retirement	\$276.90	\$276.90	\$0.00	(\$276.90)	0.0%
10.704.5651.2100.0220	EPPH - FICA	\$111.32	\$111.32	\$0.00	(\$111.32)	0.0%
10.704.5651.2400.0121	EPPH - Principals	\$2,598.48	\$2,598.48	\$0.00	(\$2,598.48)	0.0%
10.704.5651.2400.0210	EPPH - Retirement	\$494.21	\$494.21	\$0.00	(\$494.21)	0.0%
10.704.5651.2400.0220	EPPH - FICA	\$196.84	\$196.84	\$0.00	(\$196.84)	0.0%
10.704.5659.1000.0198	State Education Support Bonus	\$2,300.00	\$2,300.00	\$0.00	(\$2,300.00)	0.0%
10.704.5659.1000.0220	FICA	\$175.95	\$175.95	\$0.00	(\$175.95)	0.0%
10.704.5659.2220.0198	State Education Support Bonus	\$700.00	\$700.00	\$0.00	(\$700.00)	0.0%
10.704.5659.2220.0220	FICA	\$53.55	\$53.55	\$0.00	(\$53.55)	0.0%
10.704.5659.2400.0198	State Education Support Bonus	\$1,000.00	\$1,000.00	\$0.00	(\$1,000.00)	0.0%
10.704.5659.2400.0210	STATE RETIREMENT	\$190.20	\$190.20	\$0.00	(\$190.20)	0.0%
10.704.5659.2400.0220	FICA	\$76.50	\$76.50	\$0.00	(\$76.50)	0.0%
10.704.5659.2610.0198	State Education Support Bonus	\$1,008.10	\$1,008.10	\$0.00	(\$1,008.10)	0.0%
10.704.5659.2610.0210	STATE RETIREMENT	\$191.74	\$191.74	\$0.00	(\$191.74)	0.0%
10.704.5659.2610.0220	FICA	\$77.11	\$77.11	\$0.00	(\$77.11)	0.0%
10.704.5673.2100.0190	Other Salaries	\$3,016.20	\$3,016.20	\$0.00	(\$3,016.20)	0.0%
10.704.5673.2100.0210	STATE RETIREMENT	\$383.48	\$383.48	\$0.00	(\$383.48)	0.0%
10.704.5673.2100.0220	FICA	\$228.55	\$228.55	\$0.00	(\$228.55)	0.0%

# Garfield County School District

## Account Level Operating Statement For the Period 07/01/2025 through 06/30/2026

Fiscal Year: 2025-2026

		<u>07/01/2025 - 06/30/2026</u>	<u>Budget</u>	<u>Budget Balance</u>		
10.704.5677.1000.0734	BVHS Computer Grant Technology Equipment	\$226.06	\$226.06	\$0.00	(\$226.06)	0.0%
10.704.5678.1000.0131	TSSA Adjustment BVHS	\$17,137.72	\$17,137.72	\$27,673.00	\$10,535.28	61.9%
10.704.5678.1000.0190	Other Salaries	\$11,572.90	\$11,572.90	\$4,500.00	(\$7,072.90)	257.2%
10.704.5678.1000.0210	Retirement	\$5,675.34	\$5,675.34	\$0.00	(\$5,675.34)	0.0%
10.704.5678.1000.0220	FICA	\$2,146.46	\$2,146.46	\$2,461.23	\$314.77	87.2%
10.704.5678.1000.0230	LOC RETIREMENT	\$0.00	\$0.00	\$6,817.46	\$6,817.46	0.0%
10.704.5678.1000.0240	Group Insurance	\$3,387.96	\$3,387.96	\$0.00	(\$3,387.96)	0.0%
10.704.5678.2213.0580	EI Coaches Travel And Training	\$2,504.21	\$2,504.21	\$0.00	(\$2,504.21)	0.0%
10.704.5807.1000.0190	TSSP Stipend	\$4,563.30	\$4,563.30	\$0.00	(\$4,563.30)	0.0%
10.704.5807.1000.0210	TSSP Retirement	\$1,058.23	\$1,058.23	\$0.00	(\$1,058.23)	0.0%
10.704.5807.1000.0220	TSSP FICA	\$349.09	\$349.09	\$0.00	(\$349.09)	0.0%
10.704.5868.1000.0610	BVHS Teacher Materials & Supplies	\$4,275.00	\$4,275.00	\$0.00	(\$4,275.00)	0.0%
10.704.5876.1000.0131	Educator Salary Adjustment BVHS	\$80,626.94	\$80,626.94	\$0.00	(\$80,626.94)	0.0%
10.704.5876.1000.0210	Retirement	\$15,913.91	\$15,913.91	\$0.00	(\$15,913.91)	0.0%
10.704.5876.1000.0220	FICA	\$5,972.69	\$5,972.69	\$0.00	(\$5,972.69)	0.0%
10.704.5876.1000.0240	Group Insurance	\$16,365.69	\$16,365.69	\$0.00	(\$16,365.69)	0.0%
10.704.5901.1000.0131	CCA Teacher	\$12,451.32	\$12,451.32	\$0.00	(\$12,451.32)	0.0%
10.704.5901.1000.0210	CCA Retirement	\$2,368.35	\$2,368.35	\$0.00	(\$2,368.35)	0.0%
10.704.5901.1000.0220	CCA FICA	\$914.60	\$914.60	\$0.00	(\$914.60)	0.0%
10.704.5901.1000.0240	College & Career Readiness	\$3,383.36	\$3,383.36	\$0.00	(\$3,383.36)	0.0%
10.704.5902.1000.0190	WBL Stipend	\$2,520.24	\$2,520.24	\$0.00	(\$2,520.24)	0.0%
10.704.5902.1000.0210	WBL Retirement	\$479.36	\$479.36	\$0.00	(\$479.36)	0.0%
10.704.5902.1000.0220	WBL FICA	\$192.73	\$192.73	\$0.00	(\$192.73)	0.0%
10.704.5903.2120.0140	Other Licensed Salaries	\$2,394.45	\$2,394.45	\$0.00	(\$2,394.45)	0.0%
10.704.5903.2120.0142	Comp Guidance Salary BVHS	\$48,819.21	\$48,819.21	\$0.00	(\$48,819.21)	0.0%
10.704.5903.2120.0210	Comp Guidance Retirement	\$9,783.34	\$9,783.34	\$0.00	(\$9,783.34)	0.0%
10.704.5903.2120.0220	Comp Guidance FICA	\$3,915.67	\$3,915.67	\$0.00	(\$3,915.67)	0.0%
10.704.5903.2120.0580	Comp Guidance Travel	\$128.55	\$128.55	\$0.00	(\$128.55)	0.0%
10.704.5903.2120.0610	Bryce Valley Counseling/Guidance Supply	\$283.35	\$283.35	\$0.00	(\$283.35)	0.0%
10.704.5914.2290.0190	Other Salaries	\$3,024.30	\$3,024.30	\$0.00	(\$3,024.30)	0.0%
10.704.5914.2290.0210	STATE RETIREMENT	\$575.22	\$575.22	\$0.00	(\$575.22)	0.0%
10.704.5914.2290.0220	FICA	\$231.24	\$231.24	\$0.00	(\$231.24)	0.0%
10.704.5914.2620.0430	BVHS Repair/Maintain Service	\$44,554.00	\$44,554.00	\$0.00	(\$44,554.00)	0.0%
10.704.5914.2620.0610	BVHS Maintenance Supplies	\$13,019.72	\$13,019.72	\$0.00	(\$13,019.72)	0.0%
10.704.6015.1000.0610	BVHS CTE Admin Supplies	\$15,600.00	\$15,600.00	\$0.00	(\$15,600.00)	0.0%
10.704.6015.1000.0650	BVHS CTE Admin Supplies	\$12.73	\$12.73	\$0.00	(\$12.73)	0.0%
10.704.6100.1000.0131	Teacher Vocational Agriculture BVHS	\$54,987.00	\$54,987.00	\$0.00	(\$54,987.00)	0.0%
10.704.6100.1000.0140	Other Licensed Salaries	\$3,396.76	\$3,396.76	\$0.00	(\$3,396.76)	0.0%
10.704.6100.1000.0190	Vocational Agriculture Stipend BVHS	\$1,512.15	\$1,512.15	\$0.00	(\$1,512.15)	0.0%
10.704.6100.1000.0210	VoAg Retirement	\$11,392.13	\$11,392.13	\$0.00	(\$11,392.13)	0.0%
10.704.6100.1000.0220	VoAg FICA	\$4,423.51	\$4,423.51	\$0.00	(\$4,423.51)	0.0%
10.704.6100.1000.0240	VoAg Insurance	\$9,608.85	\$9,608.85	\$0.00	(\$9,608.85)	0.0%
10.704.6100.1000.0610	BVHS VoAg Instruction General Supplies	\$2,046.29	\$2,046.29	\$0.00	(\$2,046.29)	0.0%
10.704.6100.1000.0650	BVHS VoAg Instruction General Supplies	\$1,040.00	\$1,040.00	\$0.00	(\$1,040.00)	0.0%
10.704.6150.1000.0190	Other Salaries	\$8,042.00	\$8,042.00	\$0.00	(\$8,042.00)	0.0%
10.704.6150.1000.0210	STATE RETIREMENT	\$1,179.40	\$1,179.40	\$0.00	(\$1,179.40)	0.0%
10.704.6150.1000.0220	FICA	\$615.21	\$615.21	\$0.00	(\$615.21)	0.0%
10.704.6300.1000.0131	Teacher Salary	\$7,796.34	\$7,796.34	\$0.00	(\$7,796.34)	0.0%
10.704.6300.1000.0210	Retirement	\$1,489.92	\$1,489.92	\$0.00	(\$1,489.92)	0.0%
10.704.6300.1000.0220	FICA	\$596.03	\$596.03	\$0.00	(\$596.03)	0.0%
10.704.6500.1000.0131	Business Teacher BVHS	\$21,517.45	\$21,517.45	\$0.00	(\$21,517.45)	0.0%
10.704.6500.1000.0140	Other Licensed Salaries	\$1,647.11	\$1,647.11	\$0.00	(\$1,647.11)	0.0%
10.704.6500.1000.0190	Business Stipend BVHS	\$1,512.14	\$1,512.14	\$0.00	(\$1,512.14)	0.0%
10.704.6500.1000.0210	Business Retirement	\$4,693.48	\$4,693.48	\$0.00	(\$4,693.48)	0.0%
10.704.6500.1000.0220	Business FICA	\$1,806.81	\$1,806.81	\$0.00	(\$1,806.81)	0.0%
10.704.6500.1000.0240	Business Insurance	\$10,053.47	\$10,053.47	\$0.00	(\$10,053.47)	0.0%
10.704.6800.1000.0610	BVHS Engineering/Manufacturing Tech Sup	\$309.18	\$309.18	\$0.00	(\$309.18)	0.0%
10.704.7401.1000.0650	Carl Perkins Supplies	\$7,680.00	\$7,680.00	\$0.00	(\$7,680.00)	0.0%
10.704.7524.1000.0131	Teacher IDEA BVHS	\$45,979.95	\$45,979.95	\$0.00	(\$45,979.95)	0.0%
10.704.7524.1000.0140	Other Licensed Salaries	\$2,373.32	\$2,373.32	\$0.00	(\$2,373.32)	0.0%
10.704.7524.1000.0161	Para Professional IDEA BVHS	\$22,056.41	\$22,056.41	\$0.00	(\$22,056.41)	0.0%

# Garfield County School District

## Account Level Operating Statement For the Period 07/01/2025 through 06/30/2026

Fiscal Year: 2025-2026

		<u>07/01/2025 - 06/30/2026</u>	<u>Budget</u>	<u>Budget Balance</u>		
10.704.7524.1000.0198	Other Classified Personnel	\$550.00	\$550.00	\$0.00	(\$550.00)	0.0%
10.704.7524.1000.0210	State Retirement	\$10,971.31	\$10,971.31	\$0.00	(\$10,971.31)	0.0%
10.704.7524.1000.0220	Social Security	\$5,237.11	\$5,237.11	\$0.00	(\$5,237.11)	0.0%
10.704.7524.1000.0240	Group Insurance	\$15,258.51	\$15,258.51	\$0.00	(\$15,258.51)	0.0%
10.704.7860.2212.0580	Title II Travel	\$179.00	\$179.00	\$0.00	(\$179.00)	0.0%
10.708.0050.1000.0131	TEACHERS	\$198,044.27	\$198,044.27	\$0.00	(\$198,044.27)	0.0%
10.708.0050.1000.0132	SUB TEACHERS	\$13,778.51	\$13,778.51	\$0.00	(\$13,778.51)	0.0%
10.708.0050.1000.0140	Other Licensed Salaries	\$9,575.73	\$9,575.73	\$0.00	(\$9,575.73)	0.0%
10.708.0050.1000.0210	Retirement	\$39,990.82	\$39,990.82	\$0.00	(\$39,990.82)	0.0%
10.708.0050.1000.0220	Social Security	\$16,529.93	\$16,529.93	\$0.00	(\$16,529.93)	0.0%
10.708.0050.1000.0240	Group Insurance	\$70,275.44	\$70,275.44	\$0.00	(\$70,275.44)	0.0%
10.708.0050.2220.0162	Media Non-Cert	\$3,898.11	\$3,898.11	\$0.00	(\$3,898.11)	0.0%
10.708.0050.2220.0198	Other Classified Personnel	\$275.00	\$275.00	\$0.00	(\$275.00)	0.0%
10.708.0050.2220.0220	FICA	\$319.26	\$319.26	\$0.00	(\$319.26)	0.0%
10.708.0050.2600.0411	EHS Operation/Maintenance Water/Sewage	\$5,042.20	\$5,042.20	\$0.00	(\$5,042.20)	0.0%
10.708.0050.2600.0412	EHS Operation/Maintenance Disposal Servi	\$2,800.00	\$2,800.00	\$0.00	(\$2,800.00)	0.0%
10.708.0050.2600.0430	EHS Operation Repairs/Maintenance Service	\$32,809.46	\$32,809.46	\$0.00	(\$32,809.46)	0.0%
10.708.0050.2600.0441	EHS Instruction Operation/Maintain Rent	\$860.00	\$860.00	\$0.00	(\$860.00)	0.0%
10.708.0050.2600.0530	EHS Operation/Maintenance Communications	\$909.46	\$909.46	\$0.00	(\$909.46)	0.0%
10.708.0050.2600.0622	EHS Operation/Maintenance Electricity	\$27,188.21	\$27,188.21	\$0.00	(\$27,188.21)	0.0%
10.708.0050.2600.0623	EHS Operation/Maintenance Bottled Gas	\$3,191.40	\$3,191.40	\$0.00	(\$3,191.40)	0.0%
10.708.0050.2610.0182	Custodian EHS	\$1,480.09	\$1,480.09	\$0.00	(\$1,480.09)	0.0%
10.708.0050.2610.0220	FICA	\$113.24	\$113.24	\$0.00	(\$113.24)	0.0%
10.708.0050.2610.0610	EHS School Custodial Supplies	\$20,062.16	\$20,062.16	\$0.00	(\$20,062.16)	0.0%
10.708.0050.2620.0610	EHS School Maintenance Supply	\$11,422.67	\$11,422.67	\$0.00	(\$11,422.67)	0.0%
10.708.0100.1000.0670	Driver's Education Software	\$125.00	\$125.00	\$0.00	(\$125.00)	0.0%
10.708.0230.1000.0190	EHS Coach Stipend	\$33,364.40	\$33,364.40	\$0.00	(\$33,364.40)	0.0%
10.708.0230.1000.0210	STATE RETIREMENT	\$2,898.54	\$2,898.54	\$0.00	(\$2,898.54)	0.0%
10.708.0230.1000.0220	FICA	\$2,526.49	\$2,526.49	\$0.00	(\$2,526.49)	0.0%
10.708.0230.1000.0730	Equipment - Sports	\$1,435.00	\$1,435.00	\$0.00	(\$1,435.00)	0.0%
10.708.0230.3000.0580	EHS School Sports Travel/Per	\$1,394.31	\$1,394.31	\$0.00	(\$1,394.31)	0.0%
10.708.0400.2100.0152	SECRETARIAL	\$15,139.89	\$15,139.89	\$0.00	(\$15,139.89)	0.0%
10.708.0400.2100.0210	STATE RETIREMENT	\$3,457.25	\$3,457.25	\$0.00	(\$3,457.25)	0.0%
10.708.0400.2100.0220	FICA	\$1,052.38	\$1,052.38	\$0.00	(\$1,052.38)	0.0%
10.708.0400.2100.0240	GROUP INSURANCE	\$6,052.00	\$6,052.00	\$0.00	(\$6,052.00)	0.0%
10.708.0400.2400.0121	Principal EHS	\$8,088.40	\$8,088.40	\$0.00	(\$8,088.40)	0.0%
10.708.0400.2400.0152	Secondary Secretary EHS	\$34,719.91	\$34,719.91	\$0.00	(\$34,719.91)	0.0%
10.708.0400.2400.0198	Secretary Substitute EHS	\$2,751.44	\$2,751.44	\$0.00	(\$2,751.44)	0.0%
10.708.0400.2400.0210	EHS Admin Retirement	\$9,792.64	\$9,792.64	\$0.00	(\$9,792.64)	0.0%
10.708.0400.2400.0220	EHS Admin FICA	\$3,283.66	\$3,283.66	\$0.00	(\$3,283.66)	0.0%
10.708.0400.2400.0240	EHS Admin FICA	\$13,061.54	\$13,061.54	\$0.00	(\$13,061.54)	0.0%
10.708.0400.2400.0810	Administrative Dues & Fees	\$1,400.00	\$1,400.00	\$0.00	(\$1,400.00)	0.0%
10.708.0400.2410.0121	PRINCIPALS	\$49,276.80	\$49,276.80	\$0.00	(\$49,276.80)	0.0%
10.708.0400.2410.0140	Other Licensed Salaries	\$3,389.16	\$3,389.16	\$0.00	(\$3,389.16)	0.0%
10.708.0400.2410.0210	STATE RETIREMENT	\$10,058.94	\$10,058.94	\$0.00	(\$10,058.94)	0.0%
10.708.0400.2410.0220	EHS Admin FICA	\$4,015.31	\$4,015.31	\$0.00	(\$4,015.31)	0.0%
10.708.0400.2410.0240	GROUP INSURANCE	\$11,528.23	\$11,528.23	\$0.00	(\$11,528.23)	0.0%
10.708.0400.2410.0530	EHS Principal's Cell	\$550.00	\$550.00	\$0.00	(\$550.00)	0.0%
10.708.0400.2410.0580	EHS Admin Staff Travel/Per Di	\$578.60	\$578.60	\$0.00	(\$578.60)	0.0%
10.708.0400.2500.0340	Other Purchased Services	\$56.64	\$56.64	\$0.00	(\$56.64)	0.0%
10.708.0400.2610.0182	CUSTODIANS-REG	\$60,525.88	\$60,525.88	\$0.00	(\$60,525.88)	0.0%
10.708.0400.2610.0198	Other Classified Personnel	\$2,168.96	\$2,168.96	\$0.00	(\$2,168.96)	0.0%
10.708.0400.2610.0210	STATE RETIREMENT	\$11,793.75	\$11,793.75	\$0.00	(\$11,793.75)	0.0%
10.708.0400.2610.0220	FICA	\$4,744.63	\$4,744.63	\$0.00	(\$4,744.63)	0.0%
10.708.0400.2610.0240	GROUP INSURANCE	\$25,072.00	\$25,072.00	\$0.00	(\$25,072.00)	0.0%
10.708.0400.2610.0530	CELL PHONE	\$550.00	\$550.00	\$0.00	(\$550.00)	0.0%
10.708.1205.1000.0131	Teacher Special Education EHS	\$23,517.05	\$23,517.05	\$0.00	(\$23,517.05)	0.0%
10.708.1205.1000.0140	Other Licensed Salaries	\$2,335.29	\$2,335.29	\$0.00	(\$2,335.29)	0.0%
10.708.1205.1000.0161	Para Professional Special Educate EHS	\$27,431.68	\$27,431.68	\$0.00	(\$27,431.68)	0.0%
10.708.1205.1000.0198	Other Classified Personnel	\$825.00	\$825.00	\$0.00	(\$825.00)	0.0%

# Garfield County School District

## Account Level Operating Statement For the Period 07/01/2025 through 06/30/2026

Fiscal Year: 2025-2026

		<u>07/01/2025 - 06/30/2026</u>	<u>Budget</u>	<u>Budget Balance</u>		
10.708.1205.1000.0210	State Retirement	\$4,917.13	\$4,917.13	\$0.00	(\$4,917.13)	0.0%
10.708.1205.1000.0220	Social Security	\$4,038.66	\$4,038.66	\$0.00	(\$4,038.66)	0.0%
10.708.1205.1000.0240	Group Insurance	\$5,179.32	\$5,179.32	\$0.00	(\$5,179.32)	0.0%
10.708.1210.1000.0131	Self Contained Teacher	\$2,354.13	\$2,354.13	\$0.00	(\$2,354.13)	0.0%
10.708.1210.1000.0210	Self Contained Retirement	\$447.75	\$447.75	\$0.00	(\$447.75)	0.0%
10.708.1210.1000.0220	Self Contained FICA	\$169.16	\$169.16	\$0.00	(\$169.16)	0.0%
10.708.1210.1000.0240	SC Insurance	\$566.19	\$566.19	\$0.00	(\$566.19)	0.0%
10.708.1220.1000.0131	Teachers	\$272.52	\$272.52	\$0.00	(\$272.52)	0.0%
10.708.1220.1000.0210	Ext Yr SPED Retirement	\$51.84	\$51.84	\$0.00	(\$51.84)	0.0%
10.708.1220.1000.0220	Ext Yr SPED FICA	\$19.56	\$19.56	\$0.00	(\$19.56)	0.0%
10.708.1220.1000.0240	SPED Ext Year	\$65.52	\$65.52	\$0.00	(\$65.52)	0.0%
10.708.1225.1000.0131	Teachers	\$619.47	\$619.47	\$0.00	(\$619.47)	0.0%
10.708.1225.1000.0210	Ext Yr SPED Retirement	\$117.81	\$117.81	\$0.00	(\$117.81)	0.0%
10.708.1225.1000.0220	Ext Yr SPED FICA	\$44.52	\$44.52	\$0.00	(\$44.52)	0.0%
10.708.1225.1000.0240	SPED Ext Year	\$148.95	\$148.95	\$0.00	(\$148.95)	0.0%
10.708.5420.1000.0131	Trustlands Teachers EHS	\$11,612.37	\$11,612.37	\$11,957.50	\$345.13	97.1%
10.708.5420.1000.0210	Trustlands State Retirement EHS	\$2,208.66	\$2,208.66	\$0.00	(\$2,208.66)	0.0%
10.708.5420.1000.0220	Trustlands Social Security EHS	\$854.34	\$854.34	\$914.75	\$60.41	93.4%
10.708.5420.1000.0230	Retirement	\$0.00	\$0.00	\$2,533.79	\$2,533.79	0.0%
10.708.5420.1000.0240	Trustlands Group Insurance EHS	\$6,670.12	\$6,670.12	\$6,250.00	(\$420.12)	106.7%
10.708.5610.1000.0190	Tchrs Extra Srv	\$1,743.02	\$1,743.02	\$0.00	(\$1,743.02)	0.0%
10.708.5610.1000.0210	State Retirement	\$331.51	\$331.51	\$0.00	(\$331.51)	0.0%
10.708.5610.1000.0220	Social Security	\$131.37	\$131.37	\$0.00	(\$131.37)	0.0%
10.708.5643.1000.0190	Other Salaries	\$201.63	\$201.63	\$0.00	(\$201.63)	0.0%
10.708.5643.1000.0210	STATE RETIREMENT	\$38.34	\$38.34	\$0.00	(\$38.34)	0.0%
10.708.5643.1000.0220	FICA	\$15.44	\$15.44	\$0.00	(\$15.44)	0.0%
10.708.5651.1000.0131	EPPH - Teachers	\$2,610.72	\$2,610.72	\$0.00	(\$2,610.72)	0.0%
10.708.5651.1000.0210	EPPH - Retirement	\$550.72	\$550.72	\$0.00	(\$550.72)	0.0%
10.708.5651.1000.0220	EPPH - FICA	\$194.36	\$194.36	\$0.00	(\$194.36)	0.0%
10.708.5651.2100.0142	EPPH - Guidance Counselors	\$1,734.91	\$1,734.91	\$0.00	(\$1,734.91)	0.0%
10.708.5651.2100.0210	EPPH - Retirement	\$329.97	\$329.97	\$0.00	(\$329.97)	0.0%
10.708.5651.2100.0220	EPPH - FICA	\$130.71	\$130.71	\$0.00	(\$130.71)	0.0%
10.708.5659.1000.0198	State Education Support Bonus	\$2,300.00	\$2,300.00	\$0.00	(\$2,300.00)	0.0%
10.708.5659.1000.0220	FICA	\$175.95	\$175.95	\$0.00	(\$175.95)	0.0%
10.708.5659.2220.0198	State Education Support Bonus	\$300.00	\$300.00	\$0.00	(\$300.00)	0.0%
10.708.5659.2220.0220	FICA	\$22.95	\$22.95	\$0.00	(\$22.95)	0.0%
10.708.5659.2400.0198	State Education Support Bonus	\$1,000.00	\$1,000.00	\$0.00	(\$1,000.00)	0.0%
10.708.5659.2400.0210	STATE RETIREMENT	\$226.90	\$226.90	\$0.00	(\$226.90)	0.0%
10.708.5659.2400.0220	FICA	\$76.50	\$76.50	\$0.00	(\$76.50)	0.0%
10.708.5659.2610.0198	State Education Support Bonus	\$1,008.10	\$1,008.10	\$0.00	(\$1,008.10)	0.0%
10.708.5659.2610.0210	STATE RETIREMENT	\$191.74	\$191.74	\$0.00	(\$191.74)	0.0%
10.708.5659.2610.0220	FICA	\$77.11	\$77.11	\$0.00	(\$77.11)	0.0%
10.708.5677.1000.0131	TEACHERS	\$16,825.63	\$16,825.63	\$0.00	(\$16,825.63)	0.0%
10.708.5677.1000.0140	Other Licensed Salaries	\$848.76	\$848.76	\$0.00	(\$848.76)	0.0%
10.708.5677.1000.0210	STATE RETIREMENT	\$3,361.71	\$3,361.71	\$0.00	(\$3,361.71)	0.0%
10.708.5677.1000.0220	Social Security	\$1,352.18	\$1,352.18	\$0.00	(\$1,352.18)	0.0%
10.708.5678.1000.0131	TSSA Adjustment EHS	\$13,134.62	\$13,134.62	\$0.00	(\$13,134.62)	0.0%
10.708.5678.1000.0161	Para Professional TSSA	\$19,189.32	\$19,189.32	\$22,176.00	\$2,986.68	86.5%
10.708.5678.1000.0198	Other Classified Personnel	\$550.00	\$550.00	\$0.00	(\$550.00)	0.0%
10.708.5678.1000.0210	EHS Teacher Student Success Retirement	\$2,462.35	\$2,462.35	\$0.00	(\$2,462.35)	0.0%
10.708.5678.1000.0220	FICA	\$2,492.21	\$2,492.21	\$1,696.46	(\$795.75)	146.9%
10.708.5678.1000.0240	Group Insurance	\$2,913.93	\$2,913.93	\$0.00	(\$2,913.93)	0.0%
10.708.5678.2213.0580	EI Coaches Travel And Training	\$828.00	\$828.00	\$0.00	(\$828.00)	0.0%
10.708.5807.1000.0190	TSSP Stipend	\$4,595.24	\$4,595.24	\$0.00	(\$4,595.24)	0.0%
10.708.5807.1000.0210	TSSP Retirement	\$896.99	\$896.99	\$0.00	(\$896.99)	0.0%
10.708.5807.1000.0220	TSSP FICA	\$351.53	\$351.53	\$0.00	(\$351.53)	0.0%
10.708.5868.1000.0610	EHS Teacher Materials & Supplies	\$3,825.00	\$3,825.00	\$0.00	(\$3,825.00)	0.0%
10.708.5876.1000.0131	Educator Salary Adjustment EHS	\$61,793.78	\$61,793.78	\$0.00	(\$61,793.78)	0.0%
10.708.5876.1000.0210	ESA Retirement	\$11,584.82	\$11,584.82	\$0.00	(\$11,584.82)	0.0%
10.708.5876.1000.0220	ESA FICA	\$4,620.48	\$4,620.48	\$0.00	(\$4,620.48)	0.0%
10.708.5876.1000.0240	Group Insurance	\$13,708.35	\$13,708.35	\$0.00	(\$13,708.35)	0.0%
10.708.5901.1000.0131	CCA Teacher	\$16,019.28	\$16,019.28	\$0.00	(\$16,019.28)	0.0%
10.708.5901.1000.0210	CCA Retirement	\$3,634.75	\$3,634.75	\$0.00	(\$3,634.75)	0.0%

# Garfield County School District

## Account Level Operating Statement For the Period 07/01/2025 through 06/30/2026

Fiscal Year: 2025-2026

		<u>07/01/2025 - 06/30/2026</u>	<u>Budget</u>	<u>Budget Balance</u>		
10.708.5901.1000.0220	CCA FICA	\$1,209.05	\$1,209.05	\$0.00	(\$1,209.05)	0.0%
10.708.5901.1000.0240	CCA Insurance	\$3,987.90	\$3,987.90	\$0.00	(\$3,987.90)	0.0%
10.708.5901.1000.0610	CCA Supplies	\$182.27	\$182.27	\$0.00	(\$182.27)	0.0%
10.708.5903.2120.0140	Other Licensed Salaries	\$2,786.10	\$2,786.10	\$0.00	(\$2,786.10)	0.0%
10.708.5903.2120.0142	Comp Guidance Salary EHS	\$32,849.03	\$32,849.03	\$0.00	(\$32,849.03)	0.0%
10.708.5903.2120.0210	Comp Guidance Retirement	\$6,777.84	\$6,777.84	\$0.00	(\$6,777.84)	0.0%
10.708.5903.2120.0220	Comp Guidance FICA	\$2,687.33	\$2,687.33	\$0.00	(\$2,687.33)	0.0%
10.708.5903.2120.0240	Comp. Guidance Insurance EHS	\$9,007.92	\$9,007.92	\$0.00	(\$9,007.92)	0.0%
10.708.5903.2120.0580	Comp Guidance Travel	\$264.63	\$264.63	\$0.00	(\$264.63)	0.0%
10.708.5903.2120.0610	EHS Counseling/Guidance Sply	\$721.29	\$721.29	\$0.00	(\$721.29)	0.0%
10.708.5914.2290.0190	Other Salaries	\$3,024.30	\$3,024.30	\$0.00	(\$3,024.30)	0.0%
10.708.5914.2290.0210	STATE RETIREMENT	\$575.22	\$575.22	\$0.00	(\$575.22)	0.0%
10.708.5914.2290.0220	FICA	\$223.93	\$223.93	\$0.00	(\$223.93)	0.0%
10.708.5914.2620.0610	EHS School Maintenance Supply	\$4,551.45	\$4,551.45	\$0.00	(\$4,551.45)	0.0%
10.708.6100.1000.0131	VoAg Salaries	\$42,105.39	\$42,105.39	\$0.00	(\$42,105.39)	0.0%
10.708.6100.1000.0140	Other Licensed Salaries	\$2,304.68	\$2,304.68	\$0.00	(\$2,304.68)	0.0%
10.708.6100.1000.0210	Retirement	\$10,076.70	\$10,076.70	\$0.00	(\$10,076.70)	0.0%
10.708.6100.1000.0220	FICA	\$3,364.33	\$3,364.33	\$0.00	(\$3,364.33)	0.0%
10.708.6100.1000.0240	Group Insurance	\$9,058.95	\$9,058.95	\$0.00	(\$9,058.95)	0.0%
10.708.6100.1000.0610	EHS Instruction General Supplies	\$2,314.87	\$2,314.87	\$0.00	(\$2,314.87)	0.0%
10.708.6300.1000.0131	Teacher Salary	\$2,892.97	\$2,892.97	\$0.00	(\$2,892.97)	0.0%
10.708.6300.1000.0210	Retirement	\$550.26	\$550.26	\$0.00	(\$550.26)	0.0%
10.708.6300.1000.0220	FICA	\$212.78	\$212.78	\$0.00	(\$212.78)	0.0%
10.708.6300.1000.0240	Group Insurance	\$1,661.76	\$1,661.76	\$0.00	(\$1,661.76)	0.0%
10.708.6500.1000.0131	Teacher Business EHS	\$8,160.75	\$8,160.75	\$0.00	(\$8,160.75)	0.0%
10.708.6500.1000.0210	Business Retirement	\$1,851.66	\$1,851.66	\$0.00	(\$1,851.66)	0.0%
10.708.6500.1000.0220	Business FICA	\$624.33	\$624.33	\$0.00	(\$624.33)	0.0%
10.708.6500.1000.0240	Business Insurance	\$1,089.63	\$1,089.63	\$0.00	(\$1,089.63)	0.0%
10.708.6800.1000.0131	Teacher	\$12,294.60	\$12,294.60	\$0.00	(\$12,294.60)	0.0%
10.708.6800.1000.0140	Other Licensed Salaries	\$275.00	\$275.00	\$0.00	(\$275.00)	0.0%
10.708.6800.1000.0220	FICA	\$961.68	\$961.68	\$0.00	(\$961.68)	0.0%
10.708.6800.1000.0610	EHS E&M Technology Supplies	\$2,403.59	\$2,403.59	\$0.00	(\$2,403.59)	0.0%
10.708.7401.1000.0650	Perkins Supplies	\$7,680.00	\$7,680.00	\$0.00	(\$7,680.00)	0.0%
10.712.0050.1000.0131	TEACHERS	\$461,976.46	\$461,976.46	\$0.00	(\$461,976.46)	0.0%
10.712.0050.1000.0132	SUB TEACHERS	\$28,131.23	\$28,131.23	\$0.00	(\$28,131.23)	0.0%
10.712.0050.1000.0140	Other Licensed Salaries	\$20,223.46	\$20,223.46	\$0.00	(\$20,223.46)	0.0%
10.712.0050.1000.0190	Extra Duty Stipend	\$6,970.32	\$6,970.32	\$0.00	(\$6,970.32)	0.0%
10.712.0050.1000.0210	Retirement	\$105,367.16	\$105,367.16	\$0.00	(\$105,367.16)	0.0%
10.712.0050.1000.0220	Social Security	\$40,650.77	\$40,650.77	\$0.00	(\$40,650.77)	0.0%
10.712.0050.1000.0240	Group Insurance	\$106,792.75	\$106,792.75	\$0.00	(\$106,792.75)	0.0%
10.712.0050.1000.0241	Insurance Opt Out Teacher PHS	\$25,650.00	\$25,650.00	\$0.00	(\$25,650.00)	0.0%
10.712.0050.1000.0580	Training Registrations And Travel	\$133.40	\$133.40	\$0.00	(\$133.40)	0.0%
10.712.0050.1000.0610	PHS Classroom Instruction Supplies	\$307.33	\$307.33	\$0.00	(\$307.33)	0.0%
10.712.0050.1000.0730	Equipment - General	\$6,537.50	\$6,537.50	\$0.00	(\$6,537.50)	0.0%
10.712.0050.1000.0734	Technology Hardware	\$35.98	\$35.98	\$0.00	(\$35.98)	0.0%
10.712.0050.2120.0610	Guidance Counselor Supplies	\$75.00	\$75.00	\$0.00	(\$75.00)	0.0%
10.712.0050.2230.0190	Building Tech Rep PHS	\$1,098.32	\$1,098.32	\$0.00	(\$1,098.32)	0.0%
10.712.0050.2230.0210	Tech Rep State Retirement	\$208.90	\$208.90	\$0.00	(\$208.90)	0.0%
10.712.0050.2230.0220	Tech Rep FICA	\$81.24	\$81.24	\$0.00	(\$81.24)	0.0%
10.712.0050.2410.0580	Admin Travel	\$1,038.81	\$1,038.81	\$0.00	(\$1,038.81)	0.0%
10.712.0050.2600.0411	PHS School Water/Sewage	\$17,111.50	\$17,111.50	\$0.00	(\$17,111.50)	0.0%
10.712.0050.2600.0412	PHS Operation/Maintenance Disposal Servi	\$4,900.00	\$4,900.00	\$0.00	(\$4,900.00)	0.0%
10.712.0050.2600.0430	PHS Repairs/Maintenance Servi	\$22,114.96	\$22,114.96	\$0.00	(\$22,114.96)	0.0%
10.712.0050.2600.0530	PHS School Communication	\$1,129.44	\$1,129.44	\$0.00	(\$1,129.44)	0.0%
10.712.0050.2600.0621	PHS School Natural Gas	\$19,769.89	\$19,769.89	\$0.00	(\$19,769.89)	0.0%
10.712.0050.2600.0622	PHS School Electricity	\$41,953.61	\$41,953.61	\$0.00	(\$41,953.61)	0.0%
10.712.0050.2600.0623	PHS School Bottled Gas	\$363.17	\$363.17	\$0.00	(\$363.17)	0.0%
10.712.0050.2610.0610	PHS Custodial Supplies	\$11,862.79	\$11,862.79	\$0.00	(\$11,862.79)	0.0%
10.712.0050.2610.0730	Custodial Equipment	\$11,914.88	\$11,914.88	\$0.00	(\$11,914.88)	0.0%
10.712.0050.2620.0610	PHS School Maintenance Supply	\$9,859.96	\$9,859.96	\$0.00	(\$9,859.96)	0.0%
10.712.0230.1000.0190	PHS Coach Stipend	\$68,073.91	\$68,073.91	\$0.00	(\$68,073.91)	0.0%
10.712.0230.1000.0210	STATE RETIREMENT	\$4,472.42	\$4,472.42	\$0.00	(\$4,472.42)	0.0%
10.712.0230.1000.0220	FICA	\$5,183.22	\$5,183.22	\$0.00	(\$5,183.22)	0.0%

# Garfield County School District

## Account Level Operating Statement For the Period 07/01/2025 through 06/30/2026

Fiscal Year: 2025-2026

		<u>07/01/2025 - 06/30/2026</u>	<u>Budget</u>	<u>Budget Balance</u>		
10.712.0230.1000.0580	PHS Sports Travel	\$3,311.47	\$3,311.47	\$0.00	(\$3,311.47)	0.0%
10.712.0230.1000.0610	Sports Equipment	\$189.99	\$189.99	\$0.00	(\$189.99)	0.0%
10.712.0230.1000.0730	Equipment - Sports	\$11,747.48	\$11,747.48	\$0.00	(\$11,747.48)	0.0%
10.712.0230.2190.0340	Other Services	\$500.00	\$500.00	\$0.00	(\$500.00)	0.0%
10.712.0230.2600.0430	Sports Facilities R&M Services	\$3,016.00	\$3,016.00	\$0.00	(\$3,016.00)	0.0%
10.712.0230.3000.0580	PHS Sports Travel/Per Diem	\$5,075.56	\$5,075.56	\$0.00	(\$5,075.56)	0.0%
10.712.0400.2100.0152	SECRETARIAL	\$14,036.40	\$14,036.40	\$0.00	(\$14,036.40)	0.0%
10.712.0400.2100.0210	STATE RETIREMENT	\$3,191.47	\$3,191.47	\$0.00	(\$3,191.47)	0.0%
10.712.0400.2100.0220	FICA	\$1,058.49	\$1,058.49	\$0.00	(\$1,058.49)	0.0%
10.712.0400.2100.0240	GROUP INSURANCE	\$8,692.00	\$8,692.00	\$0.00	(\$8,692.00)	0.0%
10.712.0400.2400.0152	Secretary PHS	\$55,604.87	\$55,604.87	\$0.00	(\$55,604.87)	0.0%
10.712.0400.2400.0198	Secretary Substitute PHS	\$3,153.38	\$3,153.38	\$0.00	(\$3,153.38)	0.0%
10.712.0400.2400.0210	PHS Admin Retirement	\$7,332.45	\$7,332.45	\$0.00	(\$7,332.45)	0.0%
10.712.0400.2400.0220	PHS Admin FICA	\$4,745.54	\$4,745.54	\$0.00	(\$4,745.54)	0.0%
10.712.0400.2400.0240	Admin Insurance	\$4,616.00	\$4,616.00	\$0.00	(\$4,616.00)	0.0%
10.712.0400.2400.0241	Insurance Opt Out Administrative PHS	\$3,375.00	\$3,375.00	\$0.00	(\$3,375.00)	0.0%
10.712.0400.2400.0810	Administrative Dues & Fees	\$1,400.00	\$1,400.00	\$0.00	(\$1,400.00)	0.0%
10.712.0400.2410.0121	PRINCIPALS	\$102,459.63	\$102,459.63	\$0.00	(\$102,459.63)	0.0%
10.712.0400.2410.0140	Other Licensed Salaries	\$3,952.10	\$3,952.10	\$0.00	(\$3,952.10)	0.0%
10.712.0400.2410.0210	STATE RETIREMENT	\$24,144.83	\$24,144.83	\$0.00	(\$24,144.83)	0.0%
10.712.0400.2410.0220	PHS Admin FICA	\$7,980.58	\$7,980.58	\$0.00	(\$7,980.58)	0.0%
10.712.0400.2410.0240	GROUP INSURANCE	\$20,826.00	\$20,826.00	\$0.00	(\$20,826.00)	0.0%
10.712.0400.2410.0530	PHS Principal's Cell	\$450.00	\$450.00	\$0.00	(\$450.00)	0.0%
10.712.0400.2410.0580	PHS Admin Travel	\$1,021.94	\$1,021.94	\$0.00	(\$1,021.94)	0.0%
10.712.0400.2500.0340	Other Contracted Prof Services	\$1,224.18	\$1,224.18	\$0.00	(\$1,224.18)	0.0%
10.712.0400.2610.0182	CUSTODIANS-REG	\$127,575.15	\$127,575.15	\$0.00	(\$127,575.15)	0.0%
10.712.0400.2610.0198	Other Classified Personnel	\$4,721.83	\$4,721.83	\$0.00	(\$4,721.83)	0.0%
10.712.0400.2610.0210	STATE RETIREMENT	\$27,914.20	\$27,914.20	\$0.00	(\$27,914.20)	0.0%
10.712.0400.2610.0220	FICA	\$10,041.37	\$10,041.37	\$0.00	(\$10,041.37)	0.0%
10.712.0400.2610.0240	GROUP INSURANCE	\$32,829.80	\$32,829.80	\$0.00	(\$32,829.80)	0.0%
10.712.0400.2610.0530	CELL PHONE	\$1,100.00	\$1,100.00	\$0.00	(\$1,100.00)	0.0%
10.712.1205.1000.0131	TEACHERS	\$48,294.37	\$48,294.37	\$0.00	(\$48,294.37)	0.0%
10.712.1205.1000.0140	Other Licensed Salaries	\$2,232.29	\$2,232.29	\$0.00	(\$2,232.29)	0.0%
10.712.1205.1000.0161	Para Professional Special Ed PHS	\$43,466.20	\$43,466.20	\$0.00	(\$43,466.20)	0.0%
10.712.1205.1000.0198	Other Classified Personnel	\$1,100.00	\$1,100.00	\$0.00	(\$1,100.00)	0.0%
10.712.1205.1000.0210	State Retirement	\$11,262.02	\$11,262.02	\$0.00	(\$11,262.02)	0.0%
10.712.1205.1000.0220	Social Security	\$7,213.98	\$7,213.98	\$0.00	(\$7,213.98)	0.0%
10.712.1205.1000.0240	GROUP INSURANCE	\$4,764.24	\$4,764.24	\$0.00	(\$4,764.24)	0.0%
10.712.1205.1000.0610	SPEED Supplies	\$429.70	\$429.70	\$0.00	(\$429.70)	0.0%
10.712.1210.1000.0131	TEACHERS	\$4,470.48	\$4,470.48	\$0.00	(\$4,470.48)	0.0%
10.712.1210.1000.0210	STATE RETIREMENT	\$1,014.31	\$1,014.31	\$0.00	(\$1,014.31)	0.0%
10.712.1210.1000.0220	FICA	\$336.63	\$336.63	\$0.00	(\$336.63)	0.0%
10.712.1210.1000.0240	GROUP INSURANCE	\$520.74	\$520.74	\$0.00	(\$520.74)	0.0%
10.712.1220.1000.0131	TEACHERS	\$517.59	\$517.59	\$0.00	(\$517.59)	0.0%
10.712.1220.1000.0210	STATE RETIREMENT	\$117.45	\$117.45	\$0.00	(\$117.45)	0.0%
10.712.1220.1000.0220	FICA	\$38.98	\$38.98	\$0.00	(\$38.98)	0.0%
10.712.1220.1000.0240	GROUP INSURANCE	\$60.30	\$60.30	\$0.00	(\$60.30)	0.0%
10.712.1225.1000.0131	TEACHERS	\$1,176.39	\$1,176.39	\$0.00	(\$1,176.39)	0.0%
10.712.1225.1000.0210	STATE RETIREMENT	\$266.94	\$266.94	\$0.00	(\$266.94)	0.0%
10.712.1225.1000.0220	FICA	\$88.59	\$88.59	\$0.00	(\$88.59)	0.0%
10.712.1225.1000.0240	GROUP INSURANCE	\$137.07	\$137.07	\$0.00	(\$137.07)	0.0%
10.712.5220.2400.0198	Secretary Substitute PHS	\$141.93	\$141.93	\$0.00	(\$141.93)	0.0%
10.712.5220.2400.0220	PHS Admin FICA	\$10.86	\$10.86	\$0.00	(\$10.86)	0.0%
10.712.5333.1000.0161	Para Pro Concurrent Enrollment PHS	\$18,387.92	\$18,387.92	\$0.00	(\$18,387.92)	0.0%
10.712.5333.1000.0198	Other Classified Personnel	\$550.00	\$550.00	\$0.00	(\$550.00)	0.0%
10.712.5333.1000.0220	Concurrent Enroll FICA	\$1,448.76	\$1,448.76	\$0.00	(\$1,448.76)	0.0%
10.712.5333.1000.0650	CE Tech Hardware	\$12,433.71	\$12,433.71	\$0.00	(\$12,433.71)	0.0%
10.712.5420.1000.0131	PHS Trust Land Teacher	\$11,710.87	\$11,710.87	\$13,177.27	\$1,466.40	88.9%
10.712.5420.1000.0132	Trustlands Substitute Teacher PHS	\$17,013.62	\$17,013.62	\$0.00	(\$17,013.62)	0.0%
10.712.5420.1000.0140	Other Licensed Salaries	\$1,446.52	\$1,446.52	\$0.00	(\$1,446.52)	0.0%
10.712.5420.1000.0161	Trustlands Para Professional PHS	\$8,537.89	\$8,537.89	\$29,987.80	\$21,449.91	28.5%
10.712.5420.1000.0198	Other Classified Personnel	\$625.00	\$625.00	\$0.00	(\$625.00)	0.0%
10.712.5420.1000.0210	Trustlands State Retirement PHS	\$2,502.52	\$2,502.52	\$1,558.68	(\$943.84)	160.6%

# Garfield County School District

## Account Level Operating Statement For the Period 07/01/2025 through 06/30/2026

Fiscal Year: 2025-2026

		<u>07/01/2025 - 06/30/2026</u>	<u>Budget</u>	<u>Budget Balance</u>		
10.712.5420.1000.0220	Trustlands Social Security PHS	\$2,983.65	\$2,983.65	\$2,434.87	(\$548.78)	122.5%
10.712.5420.1000.0240	Trust Lands - Insurance	\$3,569.30	\$3,569.30	\$3,569.30	\$0.00	100.0%
10.712.5420.1000.0610	PHS Trustlands General Supply	\$9,062.05	\$9,062.05	\$0.00	(\$9,062.05)	0.0%
10.712.5610.1000.0131	Dr Ed Salaries	\$1,961.24	\$1,961.24	\$0.00	(\$1,961.24)	0.0%
10.712.5610.1000.0190	Driver Education PHS	\$4,017.00	\$4,017.00	\$0.00	(\$4,017.00)	0.0%
10.712.5610.1000.0210	State Retirement	\$1,284.48	\$1,284.48	\$0.00	(\$1,284.48)	0.0%
10.712.5610.1000.0220	Social Security	\$451.87	\$451.87	\$0.00	(\$451.87)	0.0%
10.712.5610.2212.0580	Dr Ed Stud Travel	\$56.00	\$56.00	\$0.00	(\$56.00)	0.0%
10.712.5651.1000.0131	EPPH - Teachers	\$19,238.47	\$19,238.47	\$0.00	(\$19,238.47)	0.0%
10.712.5651.1000.0210	EPPH - Retirement	\$4,021.40	\$4,021.40	\$0.00	(\$4,021.40)	0.0%
10.712.5651.1000.0220	EPPH - FICA	\$1,438.83	\$1,438.83	\$0.00	(\$1,438.83)	0.0%
10.712.5651.2100.0142	EPPH - Guidance Counselors	\$1,925.76	\$1,925.76	\$0.00	(\$1,925.76)	0.0%
10.712.5651.2100.0210	EPPH - Retirement	\$436.95	\$436.95	\$0.00	(\$436.95)	0.0%
10.712.5651.2100.0220	EPPH - FICA	\$146.14	\$146.14	\$0.00	(\$146.14)	0.0%
10.712.5659.1000.0198	State Education Support Bonus	\$5,200.00	\$5,200.00	\$0.00	(\$5,200.00)	0.0%
10.712.5659.1000.0220	FICA	\$397.80	\$397.80	\$0.00	(\$397.80)	0.0%
10.712.5659.2400.0198	State Education Support Bonus	\$1,700.00	\$1,700.00	\$0.00	(\$1,700.00)	0.0%
10.712.5659.2400.0210	STATE RETIREMENT	\$226.90	\$226.90	\$0.00	(\$226.90)	0.0%
10.712.5659.2400.0220	FICA	\$130.05	\$130.05	\$0.00	(\$130.05)	0.0%
10.712.5659.2610.0198	State Education Support Bonus	\$2,008.10	\$2,008.10	\$0.00	(\$2,008.10)	0.0%
10.712.5659.2610.0210	STATE RETIREMENT	\$418.64	\$418.64	\$0.00	(\$418.64)	0.0%
10.712.5659.2610.0220	FICA	\$153.61	\$153.61	\$0.00	(\$153.61)	0.0%
10.712.5674.2100.0580	Suicide Prevention - Travel	\$355.50	\$355.50	\$0.00	(\$355.50)	0.0%
10.712.5677.1000.0734	PHS Computer Grant Technology Equipment	\$275.68	\$275.68	\$0.00	(\$275.68)	0.0%
10.712.5678.1000.0131	TSSA Adjustment PHS	\$36,845.03	\$36,845.03	\$23,915.00	(\$12,930.03)	154.1%
10.712.5678.1000.0190	Other Salaries	\$19,366.56	\$19,366.56	\$19,466.00	\$99.44	99.5%
10.712.5678.1000.0210	Retirement	\$11,886.65	\$11,886.65	\$0.00	(\$11,886.65)	0.0%
10.712.5678.1000.0220	FICA	\$4,216.36	\$4,216.36	\$3,318.65	(\$897.71)	127.1%
10.712.5678.1000.0230	LOC RETIREMENT	\$0.00	\$0.00	\$9,192.43	\$9,192.43	0.0%
10.712.5678.1000.0240	Group Insurance	\$6,741.90	\$6,741.90	\$4,500.00	(\$2,241.90)	149.8%
10.712.5678.2213.0580	EI Coaches Travel And Training	\$395.00	\$395.00	\$0.00	(\$395.00)	0.0%
10.712.5807.1000.0190	TSSP Salary	\$6,844.95	\$6,844.95	\$0.00	(\$6,844.95)	0.0%
10.712.5807.1000.0210	TSSP Retirement	\$1,587.34	\$1,587.34	\$0.00	(\$1,587.34)	0.0%
10.712.5807.1000.0220	TSSP FICA	\$523.63	\$523.63	\$0.00	(\$523.63)	0.0%
10.712.5868.1000.0610	PHS Teacher Materials & Supplies	\$6,925.00	\$6,925.00	\$0.00	(\$6,925.00)	0.0%
10.712.5876.1000.0131	Educator Salary Adjustment PHS	\$115,841.84	\$115,841.84	\$0.00	(\$115,841.84)	0.0%
10.712.5876.1000.0210	PHS ESA Retirement	\$24,312.31	\$24,312.31	\$0.00	(\$24,312.31)	0.0%
10.712.5876.1000.0220	PHS ESA FICA	\$8,618.58	\$8,618.58	\$0.00	(\$8,618.58)	0.0%
10.712.5876.1000.0240	ESA Insurance Bogus	\$25,814.25	\$25,814.25	\$0.00	(\$25,814.25)	0.0%
10.712.5901.1000.0131	CCA Teacher	\$8,198.21	\$8,198.21	\$0.00	(\$8,198.21)	0.0%
10.712.5901.1000.0210	CCA Retirement	\$1,559.27	\$1,559.27	\$0.00	(\$1,559.27)	0.0%
10.712.5901.1000.0220	CCA FICA	\$589.96	\$589.96	\$0.00	(\$589.96)	0.0%
10.712.5901.1000.0240	CCA Insurance	\$2,012.94	\$2,012.94	\$0.00	(\$2,012.94)	0.0%
10.712.5901.1000.0610	CCA Supplies	\$555.59	\$555.59	\$0.00	(\$555.59)	0.0%
10.712.5902.1000.0190	Work Base Learning Stipend	\$2,500.00	\$2,500.00	\$0.00	(\$2,500.00)	0.0%
10.712.5902.1000.0210	WBL Retirement	\$567.26	\$567.26	\$0.00	(\$567.26)	0.0%
10.712.5902.1000.0220	WBL FICA	\$189.64	\$189.64	\$0.00	(\$189.64)	0.0%
10.712.5903.2120.0140	Other Licensed Salaries	\$3,050.66	\$3,050.66	\$0.00	(\$3,050.66)	0.0%
10.712.5903.2120.0142	Comprehensive Guidance Salary PHS	\$70,217.13	\$70,217.13	\$0.00	(\$70,217.13)	0.0%
10.712.5903.2120.0210	Comp Guidance Retirement	\$16,624.44	\$16,624.44	\$0.00	(\$16,624.44)	0.0%
10.712.5903.2120.0220	Comp Guidance FICA	\$5,557.91	\$5,557.91	\$0.00	(\$5,557.91)	0.0%
10.712.5903.2120.0240	Comp Guidance Insurance	\$18,277.92	\$18,277.92	\$0.00	(\$18,277.92)	0.0%
10.712.5903.2120.0610	PHS Counseling/Guidance Sply	\$328.23	\$328.23	\$0.00	(\$328.23)	0.0%
10.712.5914.2620.0430	Safety Grant R&M Services	\$15,073.23	\$15,073.23	\$0.00	(\$15,073.23)	0.0%
10.712.5914.2620.0610	PHS School Maintenance Supply	\$19,457.49	\$19,457.49	\$0.00	(\$19,457.49)	0.0%
10.712.6100.1000.0131	Teacher Vocational Agriculture PHS	\$33,091.82	\$33,091.82	\$0.00	(\$33,091.82)	0.0%
10.712.6100.1000.0140	Other Licensed Salaries	\$1,647.11	\$1,647.11	\$0.00	(\$1,647.11)	0.0%
10.712.6100.1000.0210	VoAg Retirement	\$6,735.22	\$6,735.22	\$0.00	(\$6,735.22)	0.0%
10.712.6100.1000.0220	VoAg FICA	\$2,396.17	\$2,396.17	\$0.00	(\$2,396.17)	0.0%
10.712.6100.1000.0240	VoAg Insurance	\$14,090.67	\$14,090.67	\$0.00	(\$14,090.67)	0.0%
10.712.6100.1000.0610	PHS Agriculture Food/Natural Resource Su	\$2,777.00	\$2,777.00	\$0.00	(\$2,777.00)	0.0%
10.712.6100.2212.0580	VoAg Travel	\$595.64	\$595.64	\$0.00	(\$595.64)	0.0%

# Garfield County School District

## Account Level Operating Statement For the Period 07/01/2025 through 06/30/2026

Fiscal Year: 2025-2026

	<u>07/01/2025 - 06/30/2026</u>	<u>Budget</u>	<u>Budget Balance</u>			
10.712.6150.1000.0190	Other Salaries	\$11,582.14	\$11,582.14	\$0.00	(\$11,582.14)	0.0%
10.712.6150.1000.0210	STATE RETIREMENT	\$2,253.27	\$2,253.27	\$0.00	(\$2,253.27)	0.0%
10.712.6150.1000.0220	FICA	\$875.08	\$875.08	\$0.00	(\$875.08)	0.0%
10.712.6300.1000.0131	Teacher Salary	\$33,596.85	\$33,596.85	\$0.00	(\$33,596.85)	0.0%
10.712.6300.1000.0140	Other Licensed Salaries	\$2,580.50	\$2,580.50	\$0.00	(\$2,580.50)	0.0%
10.712.6300.1000.0190	Teacher Stipend	\$1,500.00	\$1,500.00	\$0.00	(\$1,500.00)	0.0%
10.712.6300.1000.0210	Retirement	\$8,549.01	\$8,549.01	\$0.00	(\$8,549.01)	0.0%
10.712.6300.1000.0220	FICA	\$3,320.39	\$3,320.39	\$0.00	(\$3,320.39)	0.0%
10.712.6300.1000.0241	Insurance Opt Out	\$6,075.00	\$6,075.00	\$0.00	(\$6,075.00)	0.0%
10.712.6300.1000.0610	PHS Health Science Supplies	\$3,645.94	\$3,645.94	\$0.00	(\$3,645.94)	0.0%
10.712.6400.1000.0131	Teacher Salary	\$4,153.68	\$4,153.68	\$0.00	(\$4,153.68)	0.0%
10.712.6400.1000.0210	Retirement	\$790.02	\$790.02	\$0.00	(\$790.02)	0.0%
10.712.6400.1000.0220	FICA	\$317.20	\$317.20	\$0.00	(\$317.20)	0.0%
10.712.6400.1000.0610	PHS Audio/Visual Tech Supply	\$1,775.84	\$1,775.84	\$0.00	(\$1,775.84)	0.0%
10.712.6500.1000.0131	Business Salary PHS	\$22,097.58	\$22,097.58	\$0.00	(\$22,097.58)	0.0%
10.712.6500.1000.0140	Other Licensed Salaries	\$1,682.01	\$1,682.01	\$0.00	(\$1,682.01)	0.0%
10.712.6500.1000.0210	Business Retirement	\$4,522.91	\$4,522.91	\$0.00	(\$4,522.91)	0.0%
10.712.6500.1000.0220	Business FICA	\$1,817.56	\$1,817.56	\$0.00	(\$1,817.56)	0.0%
10.712.6800.1000.0131	Teacher	\$20,396.97	\$20,396.97	\$0.00	(\$20,396.97)	0.0%
10.712.6800.1000.0210	Retirement	\$3,879.49	\$3,879.49	\$0.00	(\$3,879.49)	0.0%
10.712.6800.1000.0220	FICA	\$1,533.79	\$1,533.79	\$0.00	(\$1,533.79)	0.0%
10.712.6800.1000.0240	Group Insurance	\$4,552.92	\$4,552.92	\$0.00	(\$4,552.92)	0.0%
10.712.6900.1000.0610	PHS Transport/Distribute/Logistics Suppl	\$4,195.62	\$4,195.62	\$0.00	(\$4,195.62)	0.0%
10.712.7401.1000.0650	Perkins Supplies	\$7,680.00	\$7,680.00	\$0.00	(\$7,680.00)	0.0%
10.712.7524.1000.0161	Staff Assistant	\$25,801.32	\$25,801.32	\$0.00	(\$25,801.32)	0.0%
10.712.7524.1000.0198	Other Classified Personnel	\$550.00	\$550.00	\$0.00	(\$550.00)	0.0%
10.712.7524.1000.0220	Social Security	\$2,015.90	\$2,015.90	\$0.00	(\$2,015.90)	0.0%
10.804.0050.0000.0600	General Discretionary Budget	\$0.00	\$0.00	\$35,900.00	\$35,900.00	0.0%
10.804.0050.1000.0610	BVHS School Instruction Supply	\$7,266.86	\$7,266.86	\$0.00	(\$7,266.86)	0.0%
10.804.0050.1000.0640	Instructional Textbooks & E-Books	\$569.70	\$569.70	\$0.00	(\$569.70)	0.0%
10.804.0050.1000.0650	BVHS School Instruction Supply	\$1,612.29	\$1,612.29	\$0.00	(\$1,612.29)	0.0%
10.804.0050.1000.0730	Equipment - General	\$13,991.60	\$13,991.60	\$0.00	(\$13,991.60)	0.0%
10.804.0050.2220.0644	Library - Books & Periodicals	\$653.27	\$653.27	\$0.00	(\$653.27)	0.0%
10.804.0230.1000.0730	Equipment - Sports	\$40,031.50	\$40,031.50	\$0.00	(\$40,031.50)	0.0%
10.804.0230.2190.0190	BVHS Athletics Support Services	\$3,406.88	\$3,406.88	\$0.00	(\$3,406.88)	0.0%
10.804.0230.2190.0210	BVHS Athletics Support - Retirement	\$162.96	\$162.96	\$0.00	(\$162.96)	0.0%
10.804.0230.2190.0220	BVHS Athletics Support - FICA	\$260.05	\$260.05	\$0.00	(\$260.05)	0.0%
10.804.5678.0000.0300	TSSA Professional BVHS	\$0.00	\$0.00	\$7,000.00	\$7,000.00	0.0%
10.804.5678.1000.0518	Student Day Travel & Admission	\$0.00	\$0.00	\$23,000.00	\$23,000.00	0.0%
10.804.5678.1000.0610	TSSA Supply Expenditures	\$13,064.56	\$13,064.56	\$0.00	(\$13,064.56)	0.0%
10.808.0050.0000.0600	General Discretionary Budget	\$0.00	\$0.00	\$21,000.00	\$21,000.00	0.0%
10.808.0050.1000.0580	Training Registrations And Travel	\$725.64	\$725.64	\$0.00	(\$725.64)	0.0%
10.808.0050.1000.0610	EHS Classroom Instruction Supplies	\$10,357.79	\$10,357.79	\$0.00	(\$10,357.79)	0.0%
10.808.0050.1000.0650	EHS Classroom Instruction Supplies	\$1,289.69	\$1,289.69	\$0.00	(\$1,289.69)	0.0%
10.808.5420.1000.0610	EHS Trustland Supplies	\$0.00	\$0.00	\$4,863.68	\$4,863.68	0.0%
10.812.0050.0000.0600	General Discretionary Budget	\$0.00	\$0.00	\$49,400.00	\$49,400.00	0.0%
10.812.0050.1000.0580	Travel and Registrations	\$285.93	\$285.93	\$0.00	(\$285.93)	0.0%
10.812.0050.1000.0610	PHS Instructional Supplies	\$25,545.40	\$25,545.40	\$0.00	(\$25,545.40)	0.0%
10.812.0050.1000.0650	PHS Instructional Supplies	\$134.95	\$134.95	\$0.00	(\$134.95)	0.0%
10.812.0050.1000.0730	Equipment - General	\$2,029.33	\$2,029.33	\$0.00	(\$2,029.33)	0.0%
10.812.0050.2410.0580	Administrator Travel	\$209.80	\$209.80	\$0.00	(\$209.80)	0.0%
10.812.0230.1000.0730	Equipment - Sports	\$20,258.44	\$20,258.44	\$6,400.00	(\$13,858.44)	316.5%
10.812.5420.1000.0340	Trustlands Professional Services PHS	\$0.00	\$0.00	\$3,399.58	\$3,399.58	0.0%
10.812.5420.1000.0580	Trustlands PD Travel	\$320.00	\$320.00	\$0.00	(\$320.00)	0.0%
10.812.5420.1000.0610	PHS Trustlands General Supply	\$1,027.40	\$1,027.40	\$30.57	(\$996.83)	3360.8%
10.812.5420.1000.0644	Trustlands Library Books	\$0.00	\$0.00	\$2,992.32	\$2,992.32	0.0%
10.812.5420.1000.0670	Trustlands Software PHS	\$1,890.00	\$1,890.00	\$4,494.00	\$2,604.00	42.1%
	<b>EXPENDITURE</b>	<b>\$16,990,998.31</b>	<b>\$16,990,998.31</b>	<b>\$1,095,926.50</b>	<b>(\$15,895,071.81)</b>	<b>1550.4%</b>
	<b>Net (Revenue)/Expense</b>	<b>(\$5,803,334.47)</b>	<b>(\$5,793,964.64)</b>	<b>\$1,095,926.50</b>	<b>\$6,889,891.14</b>	<b>528.7%</b>

# Garfield County School District

## Account Level Operating Statement For the Period 07/01/2025 through 06/30/2026

Fiscal Year: 2025-2026

		<u>07/01/2025 - 06/30/2026</u>	<u>Budget</u>	<u>Budget Balance</u>		
21	Student Activity Fund	MTD	YTD	Budget	BudgetBalance	Percent
REVENUE						
21.108.0260.0000.1747	General - Revenues	(\$14.60)	(\$14.60)	\$0.00	\$14.60	0.0%
21.108.0508.0000.1747	Lunch Revenue	(\$200.00)	(\$200.00)	\$0.00	\$200.00	0.0%
21.108.2107.0000.1747	Preschool Fees Revenue	(\$90.00)	(\$90.00)	\$0.00	\$90.00	0.0%
21.112.0052.0000.1747	Chromebook Revenue	(\$260.00)	(\$260.00)	\$0.00	\$260.00	0.0%
21.112.0260.0000.1747	General Revenues	(\$2,424.87)	(\$2,424.87)	\$0.00	\$2,424.87	0.0%
21.112.0502.0000.1747	Preschool Fees Revenue	(\$845.00)	(\$845.00)	\$0.00	\$845.00	0.0%
21.112.0504.0000.1747	Washington DC - Current Year Revenue	(\$109,080.57)	(\$109,080.57)	\$0.00	\$109,080.57	0.0%
21.112.0507.0000.1747	Washington DC - Next Year Revenue	(\$6,278.97)	(\$6,278.97)	\$0.00	\$6,278.97	0.0%
21.112.0508.0000.1747	Lunch Revenue	(\$12,614.20)	(\$12,614.20)	\$0.00	\$12,614.20	0.0%
21.112.2001.0000.1770	Library Revenues	(\$3,850.75)	(\$3,850.75)	\$0.00	\$3,850.75	0.0%
21.116.0052.0000.1747	Chromebooks Revenue	(\$140.00)	(\$140.00)	\$0.00	\$140.00	0.0%
21.116.0260.0000.1747	General Revenue	(\$1,058.58)	(\$1,058.58)	\$0.00	\$1,058.58	0.0%
21.116.0502.0000.1747	Activities Fee Revenue	(\$1,989.54)	(\$1,989.54)	\$0.00	\$1,989.54	0.0%
21.116.0504.0000.1747	DC - Current Year Revenue	(\$5,772.64)	(\$5,772.64)	\$0.00	\$5,772.64	0.0%
21.116.0505.0000.1747	DC - Deposits Revenue	(\$13,752.40)	(\$13,752.40)	\$0.00	\$13,752.40	0.0%
21.116.0508.0000.1747	Lunch Revenue	(\$10,180.30)	(\$10,180.30)	\$0.00	\$10,180.30	0.0%
21.116.2003.0000.1790	Donations Revenue	(\$2,938.93)	(\$2,938.93)	\$0.00	\$2,938.93	0.0%
21.116.2107.0000.1747	Preschool Fees Revenue	(\$510.00)	(\$510.00)	\$0.00	\$510.00	0.0%
21.124.0260.0000.1747	Student Body Revenue	(\$6,418.06)	(\$6,418.06)	\$0.00	\$6,418.06	0.0%
21.124.0502.0000.1747	Preschool Fees Revenue	(\$12,500.00)	(\$12,500.00)	\$0.00	\$12,500.00	0.0%
21.124.0504.0000.1747	Washington DC - Current Year Revenue	(\$19,447.50)	(\$19,447.50)	\$0.00	\$19,447.50	0.0%
21.124.0505.0000.1747	DC - Deposits Revenue	(\$38,145.00)	(\$38,145.00)	\$0.00	\$38,145.00	0.0%
21.124.0508.0000.1747	Lunch Revenue	(\$24,902.46)	(\$24,902.46)	\$0.00	\$24,902.46	0.0%
21.124.0509.0000.1747	Faculty Donation Revenue	(\$1,038.00)	(\$1,038.00)	\$0.00	\$1,038.00	0.0%
21.124.2001.0000.1790	Donations Revenue	(\$22,500.00)	(\$22,500.00)	\$0.00	\$22,500.00	0.0%
21.704.0015.0000.1747	FFA Revenue	(\$2,328.14)	(\$2,328.14)	\$0.00	\$2,328.14	0.0%
21.704.0030.0000.1747	Athletics Revenue	(\$120,630.00)	(\$120,630.00)	\$0.00	\$120,630.00	0.0%
21.704.0034.0000.1747	Track Revenue	(\$3,076.70)	(\$3,076.70)	\$0.00	\$3,076.70	0.0%
21.704.0035.0000.1747	Cheerleading Revenues	(\$2,994.21)	(\$2,994.21)	\$0.00	\$2,994.21	0.0%
21.704.0052.0000.1747	Chromebook Revenue	(\$340.00)	(\$340.00)	\$0.00	\$340.00	0.0%
21.704.0060.0000.1747	FBLA Revenue	(\$616.34)	(\$616.34)	\$0.00	\$616.34	0.0%
21.704.0100.0000.1747	Drivers Ed Revenue	(\$750.00)	(\$750.00)	\$0.00	\$750.00	0.0%
21.704.0114.0000.1747	Drama Revenue	(\$6,537.36)	(\$6,537.36)	\$0.00	\$6,537.36	0.0%
21.704.0130.0000.1747	Home Ec Revenue	(\$800.54)	(\$800.54)	\$0.00	\$800.54	0.0%
21.704.0140.0000.1745	Shop Fee Revenue	(\$239.81)	(\$239.81)	\$0.00	\$239.81	0.0%
21.704.0142.0000.1747	Tiny House Revenues	(\$15,600.00)	(\$15,600.00)	\$0.00	\$15,600.00	0.0%
21.704.0231.0000.1747	Boys Basketball Revenue	(\$1,985.45)	(\$1,985.45)	\$0.00	\$1,985.45	0.0%
21.704.0232.0000.1747	Baseball Revenue	(\$2,316.00)	(\$2,316.00)	\$0.00	\$2,316.00	0.0%
21.704.0242.0000.1747	Volleyball Revenue	(\$3,525.00)	(\$3,525.00)	\$0.00	\$3,525.00	0.0%
21.704.0248.0000.1747	Girls Basketball Revenue	(\$2,117.70)	(\$2,117.70)	\$0.00	\$2,117.70	0.0%
21.704.0250.0000.1747	Yearbook Revenue	(\$1,489.57)	(\$1,489.57)	\$0.00	\$1,489.57	0.0%
21.704.0260.0000.1747	General - Revenues	(\$35,878.58)	(\$35,878.58)	\$0.00	\$35,878.58	0.0%
21.704.0263.0000.1747	Class of 2026 Revenue	(\$1,861.50)	(\$1,861.50)	\$0.00	\$1,861.50	0.0%
21.704.0264.0000.1747	Class of 2027 Revenue	(\$7,312.05)	(\$7,312.05)	\$0.00	\$7,312.05	0.0%
21.704.0265.0000.1747	FCCLA Revenue	(\$807.67)	(\$807.67)	\$0.00	\$807.67	0.0%
21.704.0266.0000.1747	Volleyball Revenue	(\$30.00)	(\$30.00)	\$0.00	\$30.00	0.0%
21.704.0506.0000.1747	Library Revenue	(\$13.57)	(\$13.57)	\$0.00	\$13.57	0.0%
21.704.0508.0000.1747	Lunch Revenue	(\$3,415.30)	(\$3,415.30)	\$0.00	\$3,415.30	0.0%
21.704.2005.0000.1800	Fitness Center Revenues	(\$695.00)	(\$695.00)	\$0.00	\$695.00	0.0%
21.704.2101.0000.1747	Class of 2028 Revenues	(\$314.25)	(\$314.25)	\$0.00	\$314.25	0.0%
21.704.2155.0000.1747	Class of 2029 - Revenues	(\$96.55)	(\$96.55)	\$0.00	\$96.55	0.0%
21.704.2215.0000.1747	Book Club - Revenues	(\$358.50)	(\$358.50)	\$0.00	\$358.50	0.0%
21.708.0015.0000.1747	FFA Revenue	(\$3,302.28)	(\$3,302.28)	\$0.00	\$3,302.28	0.0%
21.708.0030.0000.1747	Athletics Revenue	(\$14,415.13)	(\$14,415.13)	\$0.00	\$14,415.13	0.0%
21.708.0034.0000.1747	Track & Cross Country Revenue	(\$2,868.56)	(\$2,868.56)	\$0.00	\$2,868.56	0.0%
21.708.0035.0000.1747	Cheerleading Revenue	(\$5,841.38)	(\$5,841.38)	\$0.00	\$5,841.38	0.0%
21.708.0052.0000.1747	Chromebooks Revenue	(\$815.00)	(\$815.00)	\$0.00	\$815.00	0.0%
21.708.0100.0000.1747	Drivers Ed Revenue	(\$2,800.00)	(\$2,800.00)	\$0.00	\$2,800.00	0.0%

# Garfield County School District

## Account Level Operating Statement For the Period 07/01/2025 through 06/30/2026

Fiscal Year: 2025-2026

		<u>07/01/2025 - 06/30/2026</u>	<u>Budget</u>	<u>Budget Balance</u>		
21.708.0130.0000.1747	Home Ec Revenue	(\$30.00)	(\$30.00)	\$0.00	\$30.00	0.0%
21.708.0140.0000.1747	Shop Fees Revenue	(\$70.00)	(\$70.00)	\$0.00	\$70.00	0.0%
21.708.0231.0000.1747	Boys Basketball Revenue	(\$4,550.25)	(\$4,550.25)	\$0.00	\$4,550.25	0.0%
21.708.0236.0000.1747	Football Revenue	(\$50.00)	(\$50.00)	\$0.00	\$50.00	0.0%
21.708.0242.0000.1747	Volleyball Revenue	(\$4,954.94)	(\$4,954.94)	\$0.00	\$4,954.94	0.0%
21.708.0245.0000.1747	Wrestling Revenue	(\$500.00)	(\$500.00)	\$0.00	\$500.00	0.0%
21.708.0248.0000.1747	Girls Basketball Revenue	(\$2,688.00)	(\$2,688.00)	\$0.00	\$2,688.00	0.0%
21.708.0250.0000.1747	Yearbook Revenue	(\$2,925.00)	(\$2,925.00)	\$0.00	\$2,925.00	0.0%
21.708.0251.0000.1747	E-Sports Revenue	(\$1,500.00)	(\$1,500.00)	\$0.00	\$1,500.00	0.0%
21.708.0260.0000.1747	General - Revenues	(\$9,240.23)	(\$9,240.23)	\$0.00	\$9,240.23	0.0%
21.708.0263.0000.1747	Class of 2026 Revenue	(\$372.00)	(\$372.00)	\$0.00	\$372.00	0.0%
21.708.0264.0000.1747	Class of 2027 Revenue	(\$1,475.00)	(\$1,475.00)	\$0.00	\$1,475.00	0.0%
21.708.0266.0000.1747	Class of 2028 Revenue	(\$1,630.06)	(\$1,630.06)	\$0.00	\$1,630.06	0.0%
21.708.0267.0000.1747	Class of 2029 Revenue	(\$1,097.68)	(\$1,097.68)	\$0.00	\$1,097.68	0.0%
21.708.0501.0000.1747	Fitness Center Revenue	(\$1,630.00)	(\$1,630.00)	\$0.00	\$1,630.00	0.0%
21.708.0508.0000.1747	Lunch Revenue	(\$7,514.70)	(\$7,514.70)	\$0.00	\$7,514.70	0.0%
21.708.2156.0000.1747	Class of 2030 Revenue	(\$154.00)	(\$154.00)	\$0.00	\$154.00	0.0%
21.708.2209.0000.1747	Debate Revenue	(\$577.00)	(\$577.00)	\$0.00	\$577.00	0.0%
21.708.2210.0000.1747	Drama Revenue	(\$2,500.00)	(\$2,500.00)	\$0.00	\$2,500.00	0.0%
21.712.0015.0000.1747	FFA Revenue	(\$8,130.90)	(\$8,130.90)	\$0.00	\$8,130.90	0.0%
21.712.0030.0000.1747	Athletics Revenue	(\$51,192.34)	(\$51,192.34)	\$0.00	\$51,192.34	0.0%
21.712.0034.0000.1747	Cross Country Revenue	(\$7,876.40)	(\$7,876.40)	\$0.00	\$7,876.40	0.0%
21.712.0035.0000.1747	Cheerleading Revenue	(\$27,326.78)	(\$27,326.78)	\$0.00	\$27,326.78	0.0%
21.712.0037.0000.1747	Track Revenue	(\$10,132.84)	(\$10,132.84)	\$0.00	\$10,132.84	0.0%
21.712.0052.0000.1747	Chromebooks Revenue	(\$2,613.50)	(\$2,613.50)	\$0.00	\$2,613.50	0.0%
21.712.0100.0000.1747	Drivers Ed Revenue	(\$3,750.00)	(\$3,750.00)	\$0.00	\$3,750.00	0.0%
21.712.0111.0000.1747	Debate Revenue	(\$2,070.00)	(\$2,070.00)	\$0.00	\$2,070.00	0.0%
21.712.0114.0000.1747	Drama Revenue	(\$14,056.05)	(\$14,056.05)	\$0.00	\$14,056.05	0.0%
21.712.0114.0000.1750	Snack Shack Revenues	(\$575.95)	(\$575.95)	\$0.00	\$575.95	0.0%
21.712.0130.0000.1747	Home Ec Revenue	(\$804.44)	(\$804.44)	\$0.00	\$804.44	0.0%
21.712.0140.0000.1747	Shop Fees Revenue	(\$5,640.00)	(\$5,640.00)	\$0.00	\$5,640.00	0.0%
21.712.0141.0000.1747	Welding Revenue	(\$760.00)	(\$760.00)	\$0.00	\$760.00	0.0%
21.712.0231.0000.1747	Boys Basketball Revenue	(\$36,276.60)	(\$36,276.60)	\$0.00	\$36,276.60	0.0%
21.712.0232.0000.1747	Baseball Revenue	(\$14,679.52)	(\$14,679.52)	\$0.00	\$14,679.52	0.0%
21.712.0236.0000.1747	Football Revenue	(\$15,432.58)	(\$15,432.58)	\$0.00	\$15,432.58	0.0%
21.712.0238.0000.1747	Golf Revenue	(\$6,141.47)	(\$6,141.47)	\$0.00	\$6,141.47	0.0%
21.712.0240.0000.1747	Softball Revenue	(\$12,573.39)	(\$12,573.39)	\$0.00	\$12,573.39	0.0%
21.712.0242.0000.1747	Volleyball Revenue	(\$14,143.53)	(\$14,143.53)	\$0.00	\$14,143.53	0.0%
21.712.0245.0000.1747	Wrestling Revenue	(\$37,732.44)	(\$37,732.44)	\$0.00	\$37,732.44	0.0%
21.712.0248.0000.1747	Girls Basketball Revenue	(\$12,337.83)	(\$12,337.83)	\$0.00	\$12,337.83	0.0%
21.712.0250.0000.1747	Yearbook Revenue	(\$12,121.39)	(\$12,121.39)	\$0.00	\$12,121.39	0.0%
21.712.0260.0000.1747	General - Revenues	(\$14,937.03)	(\$14,937.03)	\$0.00	\$14,937.03	0.0%
21.712.0262.0000.1747	Class of 2025 Revenue	(\$25.00)	(\$25.00)	\$0.00	\$25.00	0.0%
21.712.0263.0000.1747	Class of 2026 Revenue	(\$828.60)	(\$828.60)	\$0.00	\$828.60	0.0%
21.712.0264.0000.1747	Class of 2027 Revenue	(\$8,712.66)	(\$8,712.66)	\$0.00	\$8,712.66	0.0%
21.712.0265.0000.1747	Class of 2028 Revenue	(\$2,006.95)	(\$2,006.95)	\$0.00	\$2,006.95	0.0%
21.712.0267.0000.1747	SPED Revenues	(\$2,808.25)	(\$2,808.25)	\$0.00	\$2,808.25	0.0%
21.712.0267.0000.1750	SPED Revenues	(\$935.41)	(\$935.41)	\$0.00	\$935.41	0.0%
21.712.0268.0000.1750	FCCLA Revenues	(\$900.02)	(\$900.02)	\$0.00	\$900.02	0.0%
21.712.0270.0000.1750	Counseling Revenues	(\$160.00)	(\$160.00)	\$0.00	\$160.00	0.0%
21.712.0271.0000.1750	Career Fair Revenues	(\$3,450.00)	(\$3,450.00)	\$0.00	\$3,450.00	0.0%
21.712.0502.0000.1747	Calculator Revenue	(\$60.00)	(\$60.00)	\$0.00	\$60.00	0.0%
21.712.0508.0000.1747	Lunch Revenue	(\$6,310.40)	(\$6,310.40)	\$0.00	\$6,310.40	0.0%
21.712.2000.0000.1790	Teacher Supplies - Revenues	(\$15,000.00)	(\$15,000.00)	\$0.00	\$15,000.00	0.0%
21.712.2155.0000.1750	Class of 2029 - Revenues	(\$740.60)	(\$740.60)	\$0.00	\$740.60	0.0%
21.712.2156.0000.1750	Class of 2030 Revenue - Concessions	(\$359.99)	(\$359.99)	\$0.00	\$359.99	0.0%
21.712.2156.0000.1770	Class of 2030 Revenue - Fundraisers	(\$332.21)	(\$332.21)	\$0.00	\$332.21	0.0%
21.712.2157.0000.1750	Class of 2031 Revenue - Concessions	(\$359.99)	(\$359.99)	\$0.00	\$359.99	0.0%
21.712.2157.0000.1770	Class of 2031 Revenue - Fundraisers	(\$328.64)	(\$328.64)	\$0.00	\$328.64	0.0%
21.712.2211.0000.1747	FBLA Revenue	(\$600.00)	(\$600.00)	\$0.00	\$600.00	0.0%
21.712.3601.0000.1747	E-Sports Revenue	(\$1,650.00)	(\$1,650.00)	\$0.00	\$1,650.00	0.0%
	<b>REVENUE</b>	<b>(\$943,457.07)</b>	<b>(\$943,457.07)</b>	<b>\$0.00</b>	<b>\$943,457.07</b>	<b>0.0%</b>

# Garfield County School District

## Account Level Operating Statement For the Period 07/01/2025 through 06/30/2026

Fiscal Year: 2025-2026

		<u>07/01/2025 - 06/30/2026</u>	<u>Budget</u>	<u>Budget Balance</u>		
EXPENDITURE		MTD	YTD	Budget	BudgetBalance	Percent
21.104.0504.1000.0610	Washington DC - Current Year Expenditures	\$27.22	\$27.22	\$0.00	(\$27.22)	0.0%
21.104.0508.1000.0610	Lunch Expenditures	\$4.22	\$4.22	\$0.00	(\$4.22)	0.0%
21.108.0508.1000.0610	Lunch Expenditures	\$19.50	\$19.50	\$0.00	(\$19.50)	0.0%
21.112.0050.1000.0610	Teacher Supplies Expenditures	\$2,811.49	\$2,811.49	\$0.00	(\$2,811.49)	0.0%
21.112.0052.1000.0610	Chromebooks Expenditures	\$5,420.00	\$5,420.00	\$0.00	(\$5,420.00)	0.0%
21.112.0260.1000.0610	Student Body Expenditures	\$510.00	\$510.00	\$0.00	(\$510.00)	0.0%
21.112.0261.1000.0610	Scholarship Expenditures	\$270.00	\$270.00	\$0.00	(\$270.00)	0.0%
21.112.0502.1000.0610	Preschool Fees Expenditures	\$2,574.89	\$2,574.89	\$0.00	(\$2,574.89)	0.0%
21.112.0504.1000.0610	Washington DC - Current Year Expenditures	\$110,408.07	\$110,408.07	\$0.00	(\$110,408.07)	0.0%
21.112.0508.1000.0610	Lunch Expenditures	\$10,238.35	\$10,238.35	\$0.00	(\$10,238.35)	0.0%
21.112.2001.2220.0640	Library Books Expenditures	\$1,298.12	\$1,298.12	\$0.00	(\$1,298.12)	0.0%
21.112.3600.1000.0610	Student Activity Supplies	(\$54.78)	(\$54.78)	\$0.00	\$54.78	0.0%
21.116.0050.1000.0610	Teacher Supplies Expenditures	\$180.00	\$180.00	\$0.00	(\$180.00)	0.0%
21.116.0260.1000.0610	General Expenditures	\$1,083.88	\$1,083.88	\$0.00	(\$1,083.88)	0.0%
21.116.0502.1000.0610	Preschool Fees Expenditures	\$6,250.00	\$6,250.00	\$0.00	(\$6,250.00)	0.0%
21.116.0504.1000.0610	Washington DC - Current Year Expenditures	\$23,209.99	\$23,209.99	\$0.00	(\$23,209.99)	0.0%
21.116.0508.1000.0610	Lunch Expenditures	\$10,871.90	\$10,871.90	\$0.00	(\$10,871.90)	0.0%
21.116.2003.1000.0610	Donations - Expenditures	\$3,478.65	\$3,478.65	\$0.00	(\$3,478.65)	0.0%
21.116.3600.1000.0610	EES Student Activities Supply	\$126.40	\$126.40	\$0.00	(\$126.40)	0.0%
21.124.0050.1000.0610	Teacher Supplies Expenditures	\$3,159.41	\$3,159.41	\$0.00	(\$3,159.41)	0.0%
21.124.0260.1000.0610	Student Body Expenditures	\$9,831.65	\$9,831.65	\$0.00	(\$9,831.65)	0.0%
21.124.0504.1000.0610	Washington DC - Current Year Expenditures	\$26,162.22	\$26,162.22	\$0.00	(\$26,162.22)	0.0%
21.124.0505.1000.0610	DC - Deposits Expenditures	\$28,314.25	\$28,314.25	\$0.00	(\$28,314.25)	0.0%
21.124.0508.1000.0610	Lunch Expenditures	\$21,317.90	\$21,317.90	\$0.00	(\$21,317.90)	0.0%
21.124.0509.1000.0610	Faculty Expenditures	\$1,446.73	\$1,446.73	\$0.00	(\$1,446.73)	0.0%
21.124.2001.1000.0610	Donations Expenditures	\$8,184.64	\$8,184.64	\$0.00	(\$8,184.64)	0.0%
21.224.0050.1000.0610	Student Expenses	\$119.10	\$119.10	\$0.00	(\$119.10)	0.0%
21.704.0015.1000.0610	FFA Expenditures	\$6,959.58	\$6,959.58	\$0.00	(\$6,959.58)	0.0%
21.704.0030.1000.0610	Athletics Expenditures	\$62,597.72	\$62,597.72	\$0.00	(\$62,597.72)	0.0%
21.704.0034.1000.0610	Track & Cross Country Expenditures	\$7,296.38	\$7,296.38	\$0.00	(\$7,296.38)	0.0%
21.704.0035.1000.0610	Cheerleading Expenditures	\$12,210.53	\$12,210.53	\$0.00	(\$12,210.53)	0.0%
21.704.0050.1000.0610	Teacher Supplies Expenditures	\$268.33	\$268.33	\$0.00	(\$268.33)	0.0%
21.704.0060.1000.0610	FBLA Expenditures	\$2,359.36	\$2,359.36	\$0.00	(\$2,359.36)	0.0%
21.704.0111.1000.0610	Debate Expenditures	\$1,849.21	\$1,849.21	\$0.00	(\$1,849.21)	0.0%
21.704.0114.1000.0610	Drama Expenditures	\$12,042.42	\$12,042.42	\$0.00	(\$12,042.42)	0.0%
21.704.0130.1000.0610	Home Ec Expenditures	\$1,830.45	\$1,830.45	\$0.00	(\$1,830.45)	0.0%
21.704.0140.1000.0610	Shop Fees Expenditures	\$56.28	\$56.28	\$0.00	(\$56.28)	0.0%
21.704.0142.1000.0610	Tiny House Expenditures	\$1,800.20	\$1,800.20	\$0.00	(\$1,800.20)	0.0%
21.704.0231.1000.0610	Boys Basketball Expenditures	\$17,053.91	\$17,053.91	\$0.00	(\$17,053.91)	0.0%
21.704.0232.1000.0610	Baseball Expenditures	\$12,574.38	\$12,574.38	\$0.00	(\$12,574.38)	0.0%
21.704.0238.1000.0610	Golf Expenditures	\$779.17	\$779.17	\$0.00	(\$779.17)	0.0%
21.704.0242.1000.0610	Volleyball Expenditures	\$5,079.66	\$5,079.66	\$0.00	(\$5,079.66)	0.0%
21.704.0245.1000.0610	Wrestling Expenditures	\$7,516.86	\$7,516.86	\$0.00	(\$7,516.86)	0.0%
21.704.0248.1000.0610	Girls Basketball Expenditures	\$3,338.03	\$3,338.03	\$0.00	(\$3,338.03)	0.0%
21.704.0250.1000.0610	Yearbook Expenditures	\$193.02	\$193.02	\$0.00	(\$193.02)	0.0%
21.704.0260.1000.0610	General - Expenditures	\$65,107.16	\$65,107.16	\$0.00	(\$65,107.16)	0.0%
21.704.0263.1000.0610	Class of 2026 Expenditures	\$604.13	\$604.13	\$0.00	(\$604.13)	0.0%
21.704.0264.1000.0610	Class of 2027 Expenditures	\$1,722.53	\$1,722.53	\$0.00	(\$1,722.53)	0.0%
21.704.0501.1000.0610	Fitness Center Expenditures	\$17.05	\$17.05	\$0.00	(\$17.05)	0.0%
21.704.0504.1000.0610	Homecoming Pageant Scholarship Exp.	\$700.00	\$700.00	\$0.00	(\$700.00)	0.0%
21.704.0508.1000.0610	Lunch Expenditures	\$4,659.34	\$4,659.34	\$0.00	(\$4,659.34)	0.0%
21.704.2215.1000.0610	Book Club - Expenditures	\$42.14	\$42.14	\$0.00	(\$42.14)	0.0%
21.708.0015.1000.0610	FFA Expenditures	\$1,735.56	\$1,735.56	\$0.00	(\$1,735.56)	0.0%
21.708.0030.1000.0610	Athletics Expenditures	\$11,459.99	\$11,459.99	\$0.00	(\$11,459.99)	0.0%
21.708.0034.1000.0610	Track & Cross Country Expenditures	\$3,850.72	\$3,850.72	\$0.00	(\$3,850.72)	0.0%
21.708.0035.1000.0610	Cheerleading Expenditures	\$1,641.39	\$1,641.39	\$0.00	(\$1,641.39)	0.0%
21.708.0052.1000.0610	Chromebooks Expenditures	\$765.00	\$765.00	\$0.00	(\$765.00)	0.0%
21.708.0100.1000.0610	Drivers Ed Expenditures	\$3,350.00	\$3,350.00	\$0.00	(\$3,350.00)	0.0%

# Garfield County School District

## Account Level Operating Statement For the Period 07/01/2025 through 06/30/2026

Fiscal Year: 2025-2026

		<u>07/01/2025 - 06/30/2026</u>	<u>Budget</u>	<u>Budget Balance</u>		
21.708.0111.1000.0610	Debate Expenditures	\$45.00	\$45.00	\$0.00	(\$45.00)	0.0%
21.708.0114.1000.0610	Drama Expenditures	\$167.39	\$167.39	\$0.00	(\$167.39)	0.0%
21.708.0130.1000.0610	Home Ec Expenditures	\$444.30	\$444.30	\$0.00	(\$444.30)	0.0%
21.708.0140.1000.0610	Shop Fees Expenditures	\$183.21	\$183.21	\$0.00	(\$183.21)	0.0%
21.708.0231.1000.0610	Boys Basketball Expenditures	\$4,119.78	\$4,119.78	\$0.00	(\$4,119.78)	0.0%
21.708.0236.1000.0610	Football Expenditures	\$21,830.04	\$21,830.04	\$0.00	(\$21,830.04)	0.0%
21.708.0242.1000.0610	Volleyball Expenditures	\$4,180.78	\$4,180.78	\$0.00	(\$4,180.78)	0.0%
21.708.0245.1000.0610	Wrestling Expenditures	\$70.00	\$70.00	\$0.00	(\$70.00)	0.0%
21.708.0248.1000.0610	Girls Basketball Expenditures	\$329.34	\$329.34	\$0.00	(\$329.34)	0.0%
21.708.0250.1000.0610	Yearbook Expenditures	\$3,972.82	\$3,972.82	\$0.00	(\$3,972.82)	0.0%
21.708.0251.1000.0610	E-Sports Expenditures	\$1,081.80	\$1,081.80	\$0.00	(\$1,081.80)	0.0%
21.708.0260.1000.0610	General - Expenditures	\$11,175.37	\$11,175.37	\$0.00	(\$11,175.37)	0.0%
21.708.0263.1000.0610	Class of 2026 Expenditures	\$792.14	\$792.14	\$0.00	(\$792.14)	0.0%
21.708.0264.1000.0610	Class of 2027 Expenditures	\$3,266.66	\$3,266.66	\$0.00	(\$3,266.66)	0.0%
21.708.0265.1000.0610	Moqui Success Expenditure	\$6,676.31	\$6,676.31	\$0.00	(\$6,676.31)	0.0%
21.708.0266.1000.0610	Class of 2028 Expenditures	\$105.16	\$105.16	\$0.00	(\$105.16)	0.0%
21.708.0501.1000.0610	Fitness Center Expenditures	\$1,169.56	\$1,169.56	\$0.00	(\$1,169.56)	0.0%
21.708.0508.1000.0610	Lunch Expenditures	\$7,490.85	\$7,490.85	\$0.00	(\$7,490.85)	0.0%
21.708.2209.1000.0610	Debate Expenditures	\$150.00	\$150.00	\$0.00	(\$150.00)	0.0%
21.708.2210.1000.0610	Drama Expenditures	\$556.43	\$556.43	\$0.00	(\$556.43)	0.0%
21.712.0015.1000.0610	FFA Expenditures	\$7,559.01	\$7,559.01	\$0.00	(\$7,559.01)	0.0%
21.712.0030.1000.0610	Athletics Expenditures	\$41,736.57	\$41,736.57	\$0.00	(\$41,736.57)	0.0%
21.712.0034.1000.0610	Cross Country Expenditures	\$5,917.40	\$5,917.40	\$0.00	(\$5,917.40)	0.0%
21.712.0035.1000.0610	Cheerleading Expenditures	\$22,337.94	\$22,337.94	\$0.00	(\$22,337.94)	0.0%
21.712.0037.1000.0610	Track Expenditures	\$10,081.65	\$10,081.65	\$0.00	(\$10,081.65)	0.0%
21.712.0050.1000.0610	Teacher Supplies Expenditures	\$2,442.26	\$2,442.26	\$0.00	(\$2,442.26)	0.0%
21.712.0052.1000.0610	Chromebooks Expenditures	\$500.00	\$500.00	\$0.00	(\$500.00)	0.0%
21.712.0111.1000.0610	Debate Expenditures	\$4,042.88	\$4,042.88	\$0.00	(\$4,042.88)	0.0%
21.712.0114.1000.0610	Drama Expenditures	\$10,362.27	\$10,362.27	\$0.00	(\$10,362.27)	0.0%
21.712.0130.1000.0610	Home Ec Expenditures	\$1,006.26	\$1,006.26	\$0.00	(\$1,006.26)	0.0%
21.712.0140.1000.0610	Shop Fees Expenditures	\$2,352.17	\$2,352.17	\$0.00	(\$2,352.17)	0.0%
21.712.0141.1000.0610	Welding Fees Expenditures	\$1,790.80	\$1,790.80	\$0.00	(\$1,790.80)	0.0%
21.712.0231.1000.0610	Boys Basketball Expenditures	\$26,101.66	\$26,101.66	\$0.00	(\$26,101.66)	0.0%
21.712.0232.1000.0610	Baseball Expenditures	\$11,018.70	\$11,018.70	\$0.00	(\$11,018.70)	0.0%
21.712.0236.1000.0610	Football Expenditures	\$19,009.69	\$19,009.69	\$0.00	(\$19,009.69)	0.0%
21.712.0238.1000.0610	Golf Expenditures	\$2,921.34	\$2,921.34	\$0.00	(\$2,921.34)	0.0%
21.712.0240.1000.0610	Softball Expenditures	\$8,041.24	\$8,041.24	\$0.00	(\$8,041.24)	0.0%
21.712.0242.1000.0610	Volleyball Expenditures	\$21,352.13	\$21,352.13	\$0.00	(\$21,352.13)	0.0%
21.712.0245.1000.0610	Wrestling Expenditures	\$32,846.06	\$32,846.06	\$0.00	(\$32,846.06)	0.0%
21.712.0248.1000.0610	Girls Basketball Expenditures	\$12,996.51	\$12,996.51	\$0.00	(\$12,996.51)	0.0%
21.712.0250.1000.0610	Yearbook Expenditures	\$16,056.65	\$16,056.65	\$0.00	(\$16,056.65)	0.0%
21.712.0260.1000.0610	General - Expenditures	\$17,640.05	\$17,640.05	\$0.00	(\$17,640.05)	0.0%
21.712.0262.1000.0610	Class of 2025 Expenditures	\$300.11	\$300.11	\$0.00	(\$300.11)	0.0%
21.712.0263.1000.0610	Class of 2026 Expenditures	\$3,710.16	\$3,710.16	\$0.00	(\$3,710.16)	0.0%
21.712.0264.1000.0610	Class of 2027 Expenditures	\$4,966.98	\$4,966.98	\$0.00	(\$4,966.98)	0.0%
21.712.0265.1000.0610	Class of 2028 Expenditures	\$74.40	\$74.40	\$0.00	(\$74.40)	0.0%
21.712.0266.1000.0610	Snack Shack Expenditures	\$582.58	\$582.58	\$0.00	(\$582.58)	0.0%
21.712.0267.1000.0610	SPED Expenditures	\$3,766.23	\$3,766.23	\$0.00	(\$3,766.23)	0.0%
21.712.0268.1000.0610	FCCLA Expenditures	\$1,053.82	\$1,053.82	\$0.00	(\$1,053.82)	0.0%
21.712.0270.1000.0610	Counseling Expenditures	\$636.54	\$636.54	\$0.00	(\$636.54)	0.0%
21.712.0271.1000.0610	Career Fair Expenditures	\$1,947.05	\$1,947.05	\$0.00	(\$1,947.05)	0.0%
21.712.0508.1000.0610	Lunch Expenditures	\$5,769.25	\$5,769.25	\$0.00	(\$5,769.25)	0.0%
21.712.2000.0000.0610	Teacher Supplies - Expenditures	\$586.46	\$586.46	\$0.00	(\$586.46)	0.0%
21.712.2155.1000.0610	Class of 2029 - Expenditures	\$58.04	\$58.04	\$0.00	(\$58.04)	0.0%
21.712.3601.1000.0610	E-Sports Expenditures	\$1,006.92	\$1,006.92	\$0.00	(\$1,006.92)	0.0%
	<b>EXPENDITURE</b>	<b>\$899,103.02</b>	<b>\$899,103.02</b>	<b>\$0.00</b>	<b>(\$899,103.02)</b>	<b>0.0%</b>
		(\$44,354.05)	(\$44,354.05)	\$0.00	\$44,354.05	0.0%
	<b>Net (Revenue)/Expense</b>					

## Garfield County School District

### Account Level Operating Statement For the Period 07/01/2025 through 06/30/2026

Fiscal Year: 2025-2026

		<u>07/01/2025 - 06/30/2026</u>	<u>Budget</u>	<u>Budget Balance</u>		
<b>32</b>	<b>Capital Projects Fund</b>					
<b>REVENUE</b>						
		MTD	YTD	Budget	BudgetBalance	Percent
32.500.0400.0000.1510	Interest on Investments	(\$245,587.38)	(\$245,587.38)	\$0.00	\$245,587.38	0.0%
32.500.5500.0000.1124	Capital - Current	(\$2,508,225.39)	(\$2,508,225.39)	\$0.00	\$2,508,225.39	0.0%
32.500.5500.0000.1125	Capital Local Redemptions	(\$131,887.57)	(\$131,887.57)	\$0.00	\$131,887.57	0.0%
32.500.5500.0000.1174	FILT--Capital Local	(\$191,033.73)	(\$191,033.73)	\$0.00	\$191,033.73	0.0%
32.500.5595.0000.3750	Small School District Capital Projects PEESRA	(\$12,500,000.00)	(\$12,500,000.00)	\$0.00	\$12,500,000.00	0.0%
	<b>REVENUE</b>	(\$15,576,734.07)	(\$15,576,734.07)	\$0.00	\$15,576,734.07	0.0%
<b>EXPENDITURE</b>						
		MTD	YTD	Budget	BudgetBalance	Percent
32.108.5500.4600.0450	Site Improvement	\$20,000.00	\$20,000.00	\$0.00	(\$20,000.00)	0.0%
32.124.5500.4900.0710	Other Improvements	\$18,213.00	\$18,213.00	\$0.00	(\$18,213.00)	0.0%
32.500.5500.1000.0730	Equipment	\$3,510.00	\$3,510.00	\$0.00	(\$3,510.00)	0.0%
32.500.5500.2600.0735	Non-Bus Vehicles	\$31,591.00	\$31,591.00	\$0.00	(\$31,591.00)	0.0%
32.500.5500.5300.0830	Capital Outlay Lease-Purchase Interest	\$182,826.47	\$182,826.47	\$0.00	(\$182,826.47)	0.0%
32.500.5500.5300.0840	Capital Lease Redemption Of Principal	\$1,354,227.80	\$1,354,227.80	\$0.00	(\$1,354,227.80)	0.0%
32.704.0400.2620.0430	R&M Services	\$58,374.71	\$58,374.71	\$0.00	(\$58,374.71)	0.0%
32.704.5500.1000.0730	Equipment	\$72,409.86	\$72,409.86	\$0.00	(\$72,409.86)	0.0%
32.704.5500.4300.0340	Construction Services	\$23,269.26	\$23,269.26	\$0.00	(\$23,269.26)	0.0%
32.704.5500.4300.0346	BVHS Architectural Services	\$25,039.13	\$25,039.13	\$0.00	(\$25,039.13)	0.0%
32.704.5500.4700.0450	BVHS Construction Services	\$2,650,514.88	\$2,650,514.88	\$0.00	(\$2,650,514.88)	0.0%
32.704.5500.4700.0730	BVHS Capital Build Improvement Equipment	\$7,001.01	\$7,001.01	\$0.00	(\$7,001.01)	0.0%
32.708.5500.4700.0450	EHS Building Improvement Construction Se	\$49,835.59	\$49,835.59	\$0.00	(\$49,835.59)	0.0%
	<b>EXPENDITURE</b>	\$4,496,812.71	\$4,496,812.71	\$0.00	(\$4,496,812.71)	0.0%
	<b>Net (Revenue)/Expense</b>	(\$11,079,921.36)	(\$11,079,921.36)	\$0.00	\$11,079,921.36	0.0%

# Garfield County School District

## Account Level Operating Statement For the Period 07/01/2025 through 06/30/2026

Fiscal Year: 2025-2026

		<u>07/01/2025 - 06/30/2026</u>	<u>Budget</u>	<u>Budget Balance</u>		
<b>51</b>	<b>Food Service Fund</b>					
	<b>REVENUE</b>					
		MTD	YTD	Budget	BudgetBalance	Percent
51.108.8070.0000.1610	Sales to Students	(\$435.20)	(\$435.20)	\$0.00	\$435.20	0.0%
51.112.8070.0000.1610	Sales to Students	(\$8,164.10)	(\$8,164.10)	\$0.00	\$8,164.10	0.0%
51.112.8070.0000.1620	Sales to Adults	(\$1,312.85)	(\$1,312.85)	\$0.00	\$1,312.85	0.0%
51.116.8070.0000.1610	Sales to Students	(\$9,167.50)	(\$9,167.50)	\$0.00	\$9,167.50	0.0%
51.116.8070.0000.1620	Sales to Adults	(\$485.10)	(\$485.10)	\$0.00	\$485.10	0.0%
51.124.8070.0000.1610	Sales to Students	(\$24,213.00)	(\$24,213.00)	\$0.00	\$24,213.00	0.0%
51.500.8070.0000.1690	Other Local Revenue	(\$1,249.12)	(\$1,249.12)	\$0.00	\$1,249.12	0.0%
51.500.8070.0000.3800	State Liquor Tax	(\$52,059.72)	(\$52,059.72)	\$0.00	\$52,059.72	0.0%
51.500.8075.0000.4560	National School Lunch - Free & Reduced	(\$152,894.08)	(\$152,894.08)	\$0.00	\$152,894.08	0.0%
51.500.8079.0000.4560	Fresh Fruits and Veggies	(\$15,647.85)	(\$15,647.85)	\$0.00	\$15,647.85	0.0%
51.500.8084.0000.3800	Summer EBT	(\$951.71)	(\$951.71)	\$0.00	\$951.71	0.0%
51.704.8070.0000.1610	Sales to Students	(\$6,739.00)	(\$6,739.00)	\$0.00	\$6,739.00	0.0%
51.704.8070.0000.1620	Sales to Adults	(\$485.10)	(\$485.10)	\$0.00	\$485.10	0.0%
51.708.8070.0000.1610	Sales to Students	(\$6,523.40)	(\$6,523.40)	\$0.00	\$6,523.40	0.0%
51.708.8070.0000.1620	Sales to Adults	(\$762.70)	(\$762.70)	\$0.00	\$762.70	0.0%
51.712.8070.0000.1610	Sales to Students	(\$4,308.85)	(\$4,308.85)	\$0.00	\$4,308.85	0.0%
51.712.8070.0000.1620	Sales to Adults	(\$30.60)	(\$30.60)	\$0.00	\$30.60	0.0%
	<b>REVENUE</b>	(\$285,429.88)	(\$285,429.88)	\$0.00	\$285,429.88	0.0%
	<b>EXPENDITURE</b>					
		MTD	YTD	Budget	BudgetBalance	Percent
51.108.5659.3100.0198	State Education Support Bonus	\$600.00	\$600.00	\$0.00	(\$600.00)	0.0%
51.108.5659.3100.0220	FICA	\$45.90	\$45.90	\$0.00	(\$45.90)	0.0%
51.108.8070.3100.0191	Food Services	\$8,474.69	\$8,474.69	\$0.00	(\$8,474.69)	0.0%
51.108.8070.3100.0198	Other Classified Personnel	\$550.00	\$550.00	\$0.00	(\$550.00)	0.0%
51.108.8070.3100.0220	Social Security	\$690.39	\$690.39	\$0.00	(\$690.39)	0.0%
51.108.8070.3100.0340	BES Food Service Contracted Service	\$1,580.00	\$1,580.00	\$0.00	(\$1,580.00)	0.0%
51.108.8070.3100.0630	BES Lunch Programs Food Services Food	\$130.28	\$130.28	\$0.00	(\$130.28)	0.0%
51.112.8079.3100.0630	BVES Lunch Program Food Services Food	\$5,498.65	\$5,498.65	\$0.00	(\$5,498.65)	0.0%
51.116.8079.3100.0630	EES Child Nutrition Program Food Service	\$3,789.33	\$3,789.33	\$0.00	(\$3,789.33)	0.0%
51.124.8079.3100.0630	PES Other Nutritional Programs	\$8,218.02	\$8,218.02	\$0.00	(\$8,218.02)	0.0%
51.500.8070.3100.0191	Food And Supplies Delivery	\$1,148.31	\$1,148.31	\$0.00	(\$1,148.31)	0.0%
51.500.8070.3100.0210	Retirement	\$218.69	\$218.69	\$0.00	(\$218.69)	0.0%
51.500.8070.3100.0220	Social Security	\$87.10	\$87.10	\$0.00	(\$87.10)	0.0%
51.500.8070.3100.0240		\$163.20	\$163.20	\$0.00	(\$163.20)	0.0%
51.500.8070.3100.0430	Lunch Programs Food Services Repairs	\$505.00	\$505.00	\$0.00	(\$505.00)	0.0%
51.704.5659.3100.0198	State Education Support Bonus	\$2,100.00	\$2,100.00	\$0.00	(\$2,100.00)	0.0%
51.704.5659.3100.0220	FICA	\$160.65	\$160.65	\$0.00	(\$160.65)	0.0%
51.704.8070.3100.0191	Food Service BVHS	\$59,960.67	\$59,960.67	\$0.00	(\$59,960.67)	0.0%
51.704.8070.3100.0198	Holiday Bonus BVHS Food Service	\$1,650.00	\$1,650.00	\$0.00	(\$1,650.00)	0.0%
51.704.8070.3100.0220	Social Security	\$4,713.24	\$4,713.24	\$0.00	(\$4,713.24)	0.0%
51.704.8070.3100.0340	BVHS Lunch Program Food Service Contract	\$730.00	\$730.00	\$0.00	(\$730.00)	0.0%
51.704.8070.3100.0630	BVHS Lunch Programs Food Services Food	\$69,179.59	\$69,179.59	\$0.00	(\$69,179.59)	0.0%
51.708.5659.3100.0198	State Education Support Bonus	\$2,100.00	\$2,100.00	\$0.00	(\$2,100.00)	0.0%
51.708.5659.3100.0210	STATE RETIREMENT	\$158.83	\$158.83	\$0.00	(\$158.83)	0.0%
51.708.5659.3100.0220	FICA	\$160.65	\$160.65	\$0.00	(\$160.65)	0.0%
51.708.8070.3100.0191	Food Services	\$60,331.35	\$60,331.35	\$0.00	(\$60,331.35)	0.0%
51.708.8070.3100.0198	Other Classified Personnel	\$1,650.00	\$1,650.00	\$0.00	(\$1,650.00)	0.0%
51.708.8070.3100.0210	State Retirement	\$6,264.82	\$6,264.82	\$0.00	(\$6,264.82)	0.0%
51.708.8070.3100.0220	Social Security	\$4,741.59	\$4,741.59	\$0.00	(\$4,741.59)	0.0%
51.708.8070.3100.0340	AES Lunch Program Food Contract Services	\$730.00	\$730.00	\$0.00	(\$730.00)	0.0%
51.708.8070.3100.0630	EHS Lunch Programs Food Services Food	\$60,046.78	\$60,046.78	\$0.00	(\$60,046.78)	0.0%
51.712.5659.3100.0198	State Education Support Bonus	\$2,100.00	\$2,100.00	\$0.00	(\$2,100.00)	0.0%
51.712.5659.3100.0220	FICA	\$160.65	\$160.65	\$0.00	(\$160.65)	0.0%

## Garfield County School District

### Account Level Operating Statement For the Period 07/01/2025 through 06/30/2026

Fiscal Year: 2025-2026

			<u>07/01/2025 - 06/30/2026</u>	<u>Budget</u>	<u>Budget Balance</u>		
51.712.8070.3100.0115	DIRECTORS	\$425.27	\$425.27	\$0.00	(\$425.27)	0.0%	
51.712.8070.3100.0191	Food Service PHS	\$56,184.17	\$56,184.17	\$0.00	(\$56,184.17)	0.0%	
51.712.8070.3100.0198	Holiday Bonus Food Service PHS	\$1,650.00	\$1,650.00	\$0.00	(\$1,650.00)	0.0%	
51.712.8070.3100.0210	STATE RETIREMENT	\$83.01	\$83.01	\$0.00	(\$83.01)	0.0%	
51.712.8070.3100.0220	FICA	\$4,456.84	\$4,456.84	\$0.00	(\$4,456.84)	0.0%	
51.712.8070.3100.0340	PHS Food Service Contracted Services	\$2,449.50	\$2,449.50	\$0.00	(\$2,449.50)	0.0%	
51.712.8070.3100.0630	Food Expenditures	\$105,579.03	\$105,579.03	\$0.00	(\$105,579.03)	0.0%	
	<b>EXPENDITURE</b>	<b>\$479,466.20</b>	<b>\$479,466.20</b>	<b>\$0.00</b>	<b>(\$479,466.20)</b>	<b>0.0%</b>	
<b>Net (Revenue)/Expense</b>			<b>\$194,036.32</b>	<b>\$194,036.32</b>	<b>\$0.00</b>	<b>(\$194,036.32)</b>	<b>0.0%</b>

**Garfield County School District**

---

**Account Level Operating Statement For the Period 07/01/2025 through 06/30/2026**

Fiscal Year: 2025-2026

---

07/01/2025 - 06/30/2026

Budget

Budget Balance

End of Report

**Garfield County School District  
Hiring Documentation**

School: PES

Position: RBT

Date: 4-16-26

**All Applicants**

Name	Name
Chelsea Peacock Sofie Hall	

**Applicants Interviewed**

Name	Name
Chelsea Peacock Sofie Hall	

**Interview Committee or  
Screening Committee**

Name	Position
Minalva Kefevre	Community Council Member
Becky Dalton	Teacher
Lisa Breinholt	District Employee
	District Employee

Recommendation for position(s):

Sofie Hall

Signature of Administrator:

*Lisa Breinholt*



# GARFIELD COUNTY SCHOOL DISTRICT

## Substitute Teacher Hiring Documentation Form

**\*\*\*APPLICANT MUST SUBMIT A COMPLETED GCSD CLASSIFIED EMPLOYMENT APPLICATION & THIS FORM PRIOR TO SCHEDULING BACKGROUND CHECKS\*\*\***

NAME Shaylee Werner HM PHONE (208) 821-1290

ADDRESS 27490 S Mesquite Ln CELL (208) 821-1290

CITY Congress STATE AZ ZIP 85332

EMAIL shayleemaylee29@gmail.com

**Identify the days of the week you are available to work. Mark your choices with an "X".**

**IF YOU ARE AVAILABLE ALL DAYS, CHECK HERE**

(A.M.) MON \_\_\_ TUES \_\_\_ WED \_\_\_ THURS \_\_\_ FRI \_\_\_

(P.M.) MON \_\_\_ TUES \_\_\_ WED \_\_\_ THURS \_\_\_ FRI \_\_\_

**Please choose the types of locations. Mark your choices with an "X".**

SCHOOLS

LOCATION

Elementary School

\_\_\_ Antimony

\_\_\_ High/Middle School

\_\_\_ Boulder

\_\_\_ Both

Bryce Valley

Custodial Sub \_\_\_

\_\_\_ Escalante

Food Service Sub

\_\_\_ Panguitch

**For School Use Only:**

- Substitute training has been provided by the authorized Administrator.
- Candidate has been informed position is contingent upon successful background check and board of education approval.
- Instructions have been given for candidate to schedule a background check and take the following items to complete payroll paperwork: Current Driver's License, SS Card, Voided Check or Saving's Deposit Slip.

Administrator's Signature: [Signature]

Date: 4.16.2016



GARFIELD COUNTY SCHOOL DISTRICT

Substitute Teacher Hiring Documentation Form

NAME Shaylie Pollock HM PHONE (435) 477-2357
ADDRESS 81N 500W CELL ( )
CITY Tropic STATE Utah ZIP 84776
EMAIL Shaylie.2307@gmail.com

Identify the days of the week you are available to work. Mark your choices with an "X".

IF YOU ARE AVAILABLE ALL DAYS, CHECK HERE

(A.M.) MON X TUES X WED X THURS X FRI X
(P.M.) MON X TUES X WED X THURS X FRI X

Please choose the types of locations. Mark your choices with an "X".

SCHOOLS

LOCATION

X Elementary School
High/Middle School
Both

Antimony
Boulder
X Bryce Valley
Escalante
Panguitch

For School Use Only:

- Substitute training has been provided by the authorized Administrator.
Candidate has been informed position is contingent upon successful background check and board of education approval.
Instructions have been given for candidate to schedule a background check and take the following items to complete payroll paperwork: Current Driver's License, SS Card, Voided Check or Saving's Deposit Slip.

Administrator's Signature: [Signature] Date: 4.29.2026

**Garfield County School District**  
**Hiring Documentation**

School: Escalante Schools

Position: SPED Teacher

Date: 5/8/2026

**All Applicants**

Name	Name
Colby Carroll	Marie Trunnell
Laura Langston	Didi Bourbon
Tiffany Swindlehurst	

**Applicants Interviewed**

Name	Name
Laura Langston	Didi Bourbon
Tiffany Swindlehurst	

**Interview Committee or  
Screening Committee**

Name	Position
Ryan Cottam	Community Council Member
Vonnie Parkin	District Employee
Nathan Platt	District Employee
Larry Marshall	3rd Grade Teacher
Betsy Hilton	Parent
Ryan Bytheway	Principal
Adam Griffin	HS Counselor
Kolbi Brooks	Parent

Recommendation for position(s):

Didi Bourbon

Signature of Administrator:



# Enrollment as May 18, 2026 – 1,266\*

\*Decrease of 1 student from April 14, 2026 Count (1,267)

Enrollment	Schools	Status	Race	Sex													Total
Active Students	Grade:	PK	K	1	2	3	4	5	6	7	8	9	10	11	12	Total	
Boulder Elementary				1	1	1		2	1							6	
Bryce Valley Elementary		12	17	18	12	20	23	20	21							143	
Escalante Elementary		18	7	12	15	7	11	10	14							94	
Garfield Online School			86	93	82	70	59	51	37							478	
Panguitch Elementary		40	29	26	29	28	29	35	28							244	
Bryce Valley High School										16	23	24	10	27	17	117	
Escalante High School										11	8	10	14	7	10	60	
Panguitch High School										33	28	27	36	32	38	194	
Effective 5/18/2026		70	139	150	139	126	122	118	101	60	59	61	60	66	65	1336	

**Subtract Pre-K 70**  
**Total K-12 Enrollment 1,266**

## Pre-K Enrollment

### Garfield School District

#### Enrollment Schools

Active Students	Grade:	PK - Total	3 yr	4 yr	5 yr
Boulder Elementary		0	0	0	0
Bryce Valley Elementary		12	3	5	4
Escalante Elementary		18	3	10	5
Panguitch Elementary		40	18	20	2
<b>Total</b>		<b>70</b>	<b>24</b>	<b>35</b>	<b>11</b>



Jordan Draper <jordan.draper@garfk12.org>

## Email

**Jotform** <noreply@jotform.com>  
 Reply-To: lane.mecham@garfk12.org  
 To: jordan.draper@garfk12.org, clint.barney@garfk12.org

Sun, Apr 26, 2026 at 11:13 AM

This is notify you that your supervisor and the Business Administrator have approved your trip request. Because this trip is over 200 miles and/or out-of-state, it's now being sent to the School Board for final approval. Once it's approved by the Board you'll be notified.



You can see the submission details below.

### Trip & Bus Request Form

Requestor's Name	Clint Barney
Requestor's School Location	Panguitch High School
Contact E-mail	<a href="mailto:clint.barney@garfk12.org">clint.barney@garfk12.org</a>
Trip Type	Activity Trip (Sports, Club, etc.)
Date Leaving	06-01-2026
Day of Week - Leaving	Monday
Date Returning	06-02-2026
Day of Week - Returning	Tuesday
Describe the Purpose of the Trip	Mesquite Summer Camp
Number of Students Attending	20

Number of Chaperones (Note: 15:1 student-chaperone ratio)	4
Name of Destination City & State	Mesquite, Nevada
Trip Distance	Less than 200 miles
Mode of Transportation	Suburban/Other School Vehicle

# Panguitch High School

## Boys Summer Basketball

### 2026

**May 26:** Escalante Camp: No cost: 10<sup>th</sup> – 12<sup>th</sup> grade

**May 27:** Escalante Camp: No Cost: 10<sup>th</sup> – 12<sup>th</sup> grade

**May 28 – 30:** Utah Summer Games. No Cost. 10<sup>th</sup> – 12<sup>th</sup> grade only

**June 1 & 2:** Mesquite Camp; We will spend the night on Monday. \$25 for the room. Grades 9<sup>th</sup> – 12<sup>th</sup>.

**June 5 & 6:** Enterprise Camp; No cost. 10<sup>th</sup> – 12<sup>th</sup> grade only.

**June 8 – 11:** Utah Tech Camp; \$350 payment by the last day of April. Make payment to Lisa. Checks payable to Panguitch High School. Food for all meals starting Monday night will be provided. Bring additional money for extra food and entertainment. Grades 8<sup>th</sup> – 12<sup>th</sup>

**June 16 & 17:** Panguitch Team Camp; No cost. Grades 9<sup>th</sup> – 12<sup>th</sup>. Everyone will need to help with clock and book.

**USG Athlete Packet Pick Up:**

SUU Sorenson PE Building - 560 W University Blvd

**Event Check-in:** Participants will check-in at the SUU PE Building 30 Minutes before event start time.

**ENTER THROUGH THE EAST SIDE DOORS OF THE PE BUILDING**

**Venue:**

SUU Physical Education Building

560 W University Blvd.

Cedar City, Utah

**Schedule:****2:30 PM — Check-In**

Arrive, get checked in, and connect with fellow athletes as we get ready for an amazing clinic experience.

**3:00 PM — Dynamic Warm-Up**

Prepare your body with an athlete-focused warm-up designed to build strength, flexibility, and injury prevention.

**3:00–4:30 PM — UHSAA Required Cheer Safety Clinic**

Participate in the official UHSAA safety training, where you'll learn essential skills, proper technique, spotting, and safety progressions to help protect yourself and your team.

**Break**

Take a short break to reset and get ready for the next round of skill building.

**4:45 PM — Stunt Clinic**

Put your safety training into action! Work on stunts with an emphasis on correct technique, confidence, and teamwork.

**6:00 PM — Sideline Dance**

Learn fun, high-energy sideline dance material to build performance quality and crowd engagement.

**6:00 PM — Sideline Cheer & Incorporated Cheer Skills**

Develop strong motions, sharp technique, and effective sideline leadership skills to elevate your team's presence.

**Review & Special Awards**

Celebrate your hard work! We'll review key skills and recognize athletes for outstanding effort, leadership, and performance.

IF YOU ARE AN INDIVIDUAL ATHLETE YOU WILL FOLLOW ALL OF THE SAME THINGS ABOVE BUT I HAVE ATTACHED THE LINK TO THE FILLABLE PDF PASS OFF FORM. [PASS OFF FORM](#)



# Garfield County School District

145 E Center St., Panguitch, UT 84759

Phone: 435-676-8821

---

## Athletic Schedule Assurance Form

Coach's Name: \_\_\_\_\_Nadine Owens\_\_\_\_\_

Coach's Title: \_\_\_\_\_Head Coach\_\_\_\_\_

School Name: \_\_\_\_\_Panguitch High School\_\_\_\_\_

Sport/Team: \_\_\_\_\_Girls Basketball\_\_\_\_\_

Year/Season: \_\_\_\_\_2026 Summer\_\_\_\_\_

As the coach of the above-mentioned team, I hereby assure the board of education and the school administration that the following commitments will be upheld for the upcoming year/season:

1. Student-to-Coach Ratio:

A 15:1 student-to-coach ratio will be maintained to ensure adequate supervision and support for all students.

2. District Transportation:

I will be responsible for scheduling district transportation for all events and activities as per the established protocols.

3. State and District Travel Guidelines:

All state and district guidelines for travel will be followed to ensure the safety and compliance of our trips.

I will prioritize instructional time and follow the district guidelines that are designed to limit time out of school.

4. Non-Traditional Accommodations:

Any non-traditional accommodations such as Airbnb or similar services will be used only with the prior permission of the superintendent.

5. Parental Notification of Costs:

Parents will be notified of all costs associated with each trip well in advance, ensuring transparency and allowing ample time for planning.

By signing below, I acknowledge and commit to these assurances for the well-being and

proper management of the students and the team.

Coach's Signature: \_\_\_\_\_ *Nadine Owens* \_\_\_\_\_

Date: \_\_\_\_\_ 4/21/2026 \_\_\_\_\_



## **PHS Girls 2026 Summer Basketball**

1. June 3: Practice @ High School 9:00-10:30am, June 4: 6:30-8:00pm  
-Cost:\$0
2. June 8 & 9: Games Overnight @ Mesquite  
-Cost:\$25
3. June 18: All Day Skills Camp @ High School 8:30am-3:00pm with lunch break  
and lunch provided.  
-Cost:\$0
4. June 22-25: Utah Tech University Team Camp  
-Cost:\$310  
This includes all meals, lodging and games.

\*For the months of July and August there will be a strength and conditioning and skills program handed out.

\*Please let me know ASAP what you will be participating in this summer. \*Please get payment to Lisa by May 21st . Cash or Check payable to Panguitch High School Girls Basketball. Thanks



# Garfield County School District

145 E. Center St., Panguitch, UT 84759

Phone: 435-676-8821

## Athletic Schedule Assurance Form

Coach's Name: Clint Barney  
Coach's Title: Boys Basketball Head Coach  
School Name: Panguitch High School  
Sport/Team: Boys Basketball  
Year/Season: 26-27

As the coach of the above-mentioned team, I hereby assure the board of education and the school administration that the following commitments will be upheld for the upcoming year/season:

1. Student-to-Coach Ratio:
  - A 15:1 student-to-coach ratio will be maintained to ensure adequate supervision and support for all students.
2. District Transportation:
  - I will be responsible for scheduling district transportation for all events and activities as per the established protocols.
3. State and District Travel Guidelines:
  - All state and district guidelines for travel will be followed to ensure the safety and compliance of our trips.
  - I will prioritize instructional time and follow the district guidelines that are designed to limit time out of school.
4. Non-Traditional Accommodations:
  - Any non-traditional accommodations such as Airbnb or similar services will be used only with the prior permission of the superintendent.
5. Parental Notification of Costs:
  - Parents will be notified of all costs associated with each trip well in advance, ensuring transparency and allowing ample time for planning.

By signing below, I acknowledge and commit to these assurances for the well-being and proper management of the students and the team.

Coach's Signature: Chad E. Bantz

Date: 4/7/26





# Garfield County School District

145 E Center St., Panguitch, UT 84759

Phone: 435-676-8821

---

## Athletic Schedule Assurance Form

Coach's Name: Gary Syrett

Coach's Title: Head coach

School Name: Bryce Valley

Sport/Team: Boys Basketball

Year/Season: 2026 summer

As the coach of the above-mentioned team, I hereby assure the board of education and the school administration that the following commitments will be upheld for the upcoming year/season:

1. Student-to-Coach Ratio:

- A 15:1 student-to-coach ratio will be maintained to ensure adequate supervision and support for all students.

2. District Transportation:

- I will be responsible for scheduling district transportation for all events and activities as per the established protocols.

3. State and District Travel Guidelines:

- All state and district guidelines for travel will be followed to ensure the safety and compliance of our trips.
- I will prioritize instructional time and follow the district guidelines that are designed to limit time out of school.


4. Non-Traditional Accommodations:

- Any non-traditional accommodations such as Airbnb or similar services will be used only with the prior permission of the superintendent.

5. Parental Notification of Costs:

- Parents will be notified of all costs associated with each trip well in advance, ensuring transparency and allowing ample time for planning.

By signing below, I acknowledge and commit to these assurances for the well-being and proper management of the students and the team.

Coach's Signature:  \_\_\_\_\_

Date: 04/08/2026

**Bryce Valley High School  
Summer 2026 Volleyball Camps**

**COACH PHELPS CAMP**

**JUNE 8 & 9**

**10:00–12:30 AND  
1:30–4:00**

**\$50**

**SCOTT AND NORRIS CAMP**

**JUNE 22 & 23**

**9:00–12:00 AND  
1:00–3:00**

**\$100**

**Both camps will be held at Bryce Valley High School!**

**Please let Coach Miller if you will be  
attending one or both of the camps.**

**Payment for camps must be paid at the  
BVHS Office before school is out.**



**Bryce Valley High School  
Summer 2026 Volleyball Camps**

**COACH PHELPS CAMP**

**JUNE 8 & 9**

**10:00–12:30 AND**

**1:30–4:00**

**\$50**

**SCOTT AND NORRIS CAMP**

**JUNE 22 & 23**

**9:00–12:00 AND**

**1:00–3:00**

**\$100**

**Both camps will be held at Bryce Valley High School!**

**Please let Coach Miller if you will be attending one or both of the camps.**

**Payment for camps must be paid at the BVHS Office before school is out.**





# Garfield County School District

145 E Center St., Panguitch, UT 84759

Phone: 435-676-8821

---

## Athletic Schedule Assurance Form

Coach's Name: Rowdy Miller  
Coach's Title: Head Coach  
School Name: Bryce Valley High  
Sport/Team: Volleyball  
Year/Season: 2026-2027 Season

As the coach of the above-mentioned team, I hereby assure the board of education and the school administration that the following commitments will be upheld for the upcoming year/season:

1. Student-to-Coach Ratio:
  - A 15:1 student-to-coach ratio will be maintained to ensure adequate supervision and support for all students.
2. District Transportation:
  - I will be responsible for scheduling district transportation for all events and activities as per the established protocols.
3. State and District Travel Guidelines:
  - All state and district guidelines for travel will be followed to ensure the safety and compliance of our trips.
  - I will prioritize instructional time and follow the district guidelines that are designed to limit time out of school.
4. Non-Traditional Accommodations:
  - Any non-traditional accommodations such as Airbnb or similar services will be used only with the prior permission of the superintendent.
5. Parental Notification of Costs:
  - Parents will be notified of all costs associated with each trip well in advance, ensuring transparency and allowing ample time for planning.

By signing below, I acknowledge and commit to these assurances for the well-being and proper management of the students and the team.

Coach's Signature: Rowdy Miller

Date: 4/7/2026



# Garfield County School District

145 E Center St., Panguitch, UT 84759

Phone: 435-676-8821

---

## Athletic Schedule Assurance Form

Coach's Name: Marlee Johnson

Coach's Title: Assistant Coach

School Name: Bryce Valley High

Sport/Team: Volleyball

Year/Season: 2026-2027 Season

As the coach of the above-mentioned team, I hereby assure the board of education and the school administration that the following commitments will be upheld for the upcoming year/season:

1. Student-to-Coach Ratio:
  - A 15:1 student-to-coach ratio will be maintained to ensure adequate supervision and support for all students.
2. District Transportation:
  - I will be responsible for scheduling district transportation for all events and activities as per the established protocols.
3. State and District Travel Guidelines:
  - All state and district guidelines for travel will be followed to ensure the safety and compliance of our trips.
  - I will prioritize instructional time and follow the district guidelines that are designed to limit time out of school.
4. Non-Traditional Accommodations:
  - Any non-traditional accommodations such as Airbnb or similar services will be used only with the prior permission of the superintendent.
5. Parental Notification of Costs:
  - Parents will be notified of all costs associated with each trip well in advance, ensuring transparency and allowing ample time for planning.

By signing below, I acknowledge and commit to these assurances for the well-being and proper management of the students and the team.

Coach's Signature: Mike John

Date: 04/07/2026



# Garfield County School District

145 E Center St., Panguitch, UT 84759

Phone: 435-676-8821

---

## Athletic Schedule Assurance Form

Coach's Name: Janice Twitchell

Coach's Title: Assistant Coach

School Name: Bryce Valley High

Sport/Team: Volleyball


Year/Season: 2026-2027 Season

As the coach of the above-mentioned team, I hereby assure the board of education and the school administration that the following commitments will be upheld for the upcoming year/season:

1. Student-to-Coach Ratio:
  - A 15:1 student-to-coach ratio will be maintained to ensure adequate supervision and support for all students.
2. District Transportation:
  - I will be responsible for scheduling district transportation for all events and activities as per the established protocols.
3. State and District Travel Guidelines:
  - All state and district guidelines for travel will be followed to ensure the safety and compliance of our trips.
  - I will prioritize instructional time and follow the district guidelines that are designed to limit time out of school.
4. Non-Traditional Accommodations:
  - Any non-traditional accommodations such as Airbnb or similar services will be used only with the prior permission of the superintendent.
5. Parental Notification of Costs:
  - Parents will be notified of all costs associated with each trip well in advance, ensuring transparency and allowing ample time for planning.

By signing below, I acknowledge and commit to these assurances for the well-being and proper management of the students and the team.

Coach's Signature:

A handwritten signature in black ink, appearing to be "J. W. [unclear]", written over a horizontal line.

Date:

4-7-26



## **Summer Basketball Camps**

Date	Location
June 15-18	Grand Junction, Colorado



# Garfield County School District

145 E Center St., Panguitch, UT 84759

Phone: 435-676-8821

---

## Athletic Schedule Assurance Form

Coach's Name: Brooklyn Syrett

Coach's Title: Assistant Coach

School Name: Bryce Valley High School

Sport/Team: Bryce Valley Basketball

Year/Season: 2026

As the coach of the above-mentioned team, I hereby assure the board of education and the school administration that the following commitments will be upheld for the upcoming year/season:

1. Student-to-Coach Ratio:
  - A 15:1 student-to-coach ratio will be maintained to ensure adequate supervision and support for all students.
2. District Transportation:
  - I will be responsible for scheduling district transportation for all events and activities as per the established protocols.
3. State and District Travel Guidelines:
  - All state and district guidelines for travel will be followed to ensure the safety and compliance of our trips.
  - I will prioritize instructional time and follow the district guidelines that are designed to limit time out of school.
4. Non-Traditional Accommodations:
  - Any non-traditional accommodations such as Airbnb or similar services will be used only with the prior permission of the superintendent.
5. Parental Notification of Costs:
  - Parents will be notified of all costs associated with each trip well in advance, ensuring transparency and allowing ample time for planning.

By signing below, I acknowledge and commit to these assurances for the well-being and proper management of the students and the team.

Coach's Signature: Bruce M. Smith

Date: 05-14-2020



# Garfield County School District

145 E Center St., Panguitch, UT 84759

Phone: 435-676-8821

---

## Athletic Schedule Assurance Form

Coach's Name: Shiloh Syrett

Coach's Title: Assistant Coach

School Name: Bryce Valley High School

Sport/Team: Women's Basketball

Year/Season: 2026-2027

As the coach of the above-mentioned team, I hereby assure the board of education and the school administration that the following commitments will be upheld for the upcoming year/season:

1. Student-to-Coach Ratio:
  - A 15:1 student-to-coach ratio will be maintained to ensure adequate supervision and support for all students.
2. District Transportation:
  - I will be responsible for scheduling district transportation for all events and activities as per the established protocols.
3. State and District Travel Guidelines:
  - All state and district guidelines for travel will be followed to ensure the safety and compliance of our trips.
  - I will prioritize instructional time and follow the district guidelines that are designed to limit time out of school.
4. Non-Traditional Accommodations:
  - Any non-traditional accommodations such as Airbnb or similar services will be used only with the prior permission of the superintendent.
5. Parental Notification of Costs:
  - Parents will be notified of all costs associated with each trip well in advance, ensuring transparency and allowing ample time for planning.

By signing below, I acknowledge and commit to these assurances for the well-being and proper management of the students and the team.

Coach's Signature: Shutliff

Date: 5-13-26



# Garfield County School District

145 E Center St., Panguitch, UT 84759

Phone: 435-676-8821

---

## Athletic Schedule Assurance Form

Coach's Name: Kameron Roundy

Coach's Title: Girls Head Basketball Coach

School Name: Bryce valley High school

Sport/Team: Girls Basketball

Year/Season: 2026 - 2027

As the coach of the above-mentioned team, I hereby assure the board of education and the school administration that the following commitments will be upheld for the upcoming year/season:

1. Student-to-Coach Ratio:

- A 15:1 student-to-coach ratio will be maintained to ensure adequate supervision and support for all students.

2. District Transportation:

- I will be responsible for scheduling district transportation for all events and activities as per the established protocols.

3. State and District Travel Guidelines:

- All state and district guidelines for travel will be followed to ensure the safety and compliance of our trips.
- I will prioritize instructional time and follow the district guidelines that are designed to limit time out of school.

4. Non-Traditional Accommodations:

- Any non-traditional accommodations such as Airbnb or similar services will be used only with the prior permission of the superintendent.

5. Parental Notification of Costs:

- Parents will be notified of all costs associated with each trip well in advance, ensuring transparency and allowing ample time for planning.

By signing below, I acknowledge and commit to these assurances for the well-being and proper management of the students and the team.

Coach's Signature: 

Date: 5/14/26

Escalante High School

Volleyball Camp

June 1-2, 2026

Escalante High School Gym

Facilitated by Kenadid Knudsen

Coaches: Tara Woolsey, Sally Orme, Audrie Sorensen



# Garfield County School District

145 E Center St., Panguitch, UT 84759

Phone: 435-676-8821

---

## Athletic Schedule Assurance Form

Coach's Name: Tara

Coach's Title: Coach

School Name: Escalante High

Sport/Team: Volleyball

Year/Season: 2026

As the coach of the above-mentioned team, I hereby assure the board of education and the school administration that the following commitments will be upheld for the upcoming year/season:

1. Student-to-Coach Ratio:

- A 15:1 student-to-coach ratio will be maintained to ensure adequate supervision and support for all students.

2. District Transportation:

- I will be responsible for scheduling district transportation for all events and activities as per the established protocols.

3. State and District Travel Guidelines:

- All state and district guidelines for travel will be followed to ensure the safety and compliance of our trips.
- I will prioritize instructional time and follow the district guidelines that are designed to limit time out of school.

4. Non-Traditional Accommodations:

- Any non-traditional accommodations such as Airbnb or similar services will be used only with the prior permission of the superintendent.

5. Parental Notification of Costs:

- Parents will be notified of all costs associated with each trip well in advance, ensuring transparency and allowing ample time for planning.

By signing below, I acknowledge and commit to these assurances for the well-being and proper management of the students and the team.

Coach's Signature: Tara

Date: 4/9/2026



# Garfield County School District

145 E Center St., Panguitch, UT 84759

Phone: 435-676-8821

---

## Athletic Schedule Assurance Form

Coach's Name: Undsey Lindsay

Coach's Title: Assistant Girls Basketball

School Name: Escalante High School

Sport/Team: Basketball

Year/Season: 2026/2027

As the coach of the above-mentioned team, I hereby assure the board of education and the school administration that the following commitments will be upheld for the upcoming year/season:

1. Student-to-Coach Ratio:

- A 15:1 student-to-coach ratio will be maintained to ensure adequate supervision and support for all students.

2. District Transportation:

- I will be responsible for scheduling district transportation for all events and activities as per the established protocols.

3. State and District Travel Guidelines:

- All state and district guidelines for travel will be followed to ensure the safety and compliance of our trips.
- I will prioritize instructional time and follow the district guidelines that are designed to limit time out of school.

4. Non-Traditional Accommodations:

- Any non-traditional accommodations such as Airbnb or similar services will be used only with the prior permission of the superintendent.

5. Parental Notification of Costs:

- Parents will be notified of all costs associated with each trip well in advance, ensuring transparency and allowing ample time for planning.

By signing below, I acknowledge and commit to these assurances for the well-being and proper management of the students and the team.

Coach's Signature: *Windy Windy*

Date: 5/26/26



# Garfield County School District

145 E Center St., Panguitch, UT 84759

Phone: 435-676-8821

---

## Athletic Schedule Assurance Form

Coach's Name: Mackenzie Fwellenbach

Coach's Title: Assistant

School Name: Escalante high school

Sport/Team: Girls basketball

Year/Season: 2026-2027

As the coach of the above-mentioned team, I hereby assure the board of education and the school administration that the following commitments will be upheld for the upcoming year/season:

1. Student-to-Coach Ratio:

- A 15:1 student-to-coach ratio will be maintained to ensure adequate supervision and support for all students.

2. District Transportation:

- I will be responsible for scheduling district transportation for all events and activities as per the established protocols.

3. State and District Travel Guidelines:

- All state and district guidelines for travel will be followed to ensure the safety and compliance of our trips.
- I will prioritize instructional time and follow the district guidelines that are designed to limit time out of school.

4. Non-Traditional Accommodations:

- Any non-traditional accommodations such as Airbnb or similar services will be used only with the prior permission of the superintendent.

5. Parental Notification of Costs:

- Parents will be notified of all costs associated with each trip well in advance, ensuring transparency and allowing ample time for planning.

By signing below, I acknowledge and commit to these assurances for the well-being and proper management of the students and the team.

Coach's Signature: Monique Juelkenbach

Date: 5/28/26



# Garfield County School District

145 E Center St., Panguitch, UT 84759

Phone: 435-676-8821

---

## Athletic Schedule Assurance Form

Coach's Name: Ryan Cottam

Coach's Title: Head Coach Girls Basketball

School Name: Escalante High

Sport/Team: Basketball

Year/Season: 2026/2026

As the coach of the above-mentioned team, I hereby assure the board of education and the school administration that the following commitments will be upheld for the upcoming year/season:

1. Student-to-Coach Ratio:

A 15:1 student-to-coach ratio will be maintained to ensure adequate supervision and support for all students.

2. District Transportation:

I will be responsible for scheduling district transportation for all events and activities as per the established protocols.

3. State and District Travel Guidelines:

All state and district guidelines for travel will be followed to ensure the safety and compliance of our trips.

I will prioritize instructional time and follow the district guidelines that are designed to limit time out of school.


4. Non-Traditional Accommodations:

Any non-traditional accommodations such as Airbnb or similar services will be used only with the prior permission of the superintendent.

5. Parental Notification of Costs:

Parents will be notified of all costs associated with each trip well in advance, ensuring transparency and allowing ample time for planning.

By signing below, I acknowledge and commit to these assurances for the well-being and proper management of the students and the team.

Coach's Signature:  \_\_\_\_\_

Date: 5/25/24 \_\_\_\_\_

## Girls Basketball 2026 Summer Schedule

June 12-13, 2026	North Sevier Summer Slam
June 25-27, 2026	Summer Showdown, St. George
July 13-17, 2026	PGC, St. George 8 <sup>th</sup> -11 <sup>th</sup>
July 22-25, 2026	Colorado Mesa State Tournament Grand Junction

# UHSAA 150 MILE Contest Approval Form

All practice games over 150 miles one way in any sport must be approved by the local board of education. This form must be completed and attached with the eligibility list of that particular sport and include data for each trip.

School Escalante High Sport Girls basketball female  male

**Date of contest**

**Number miles**  
(one way)

**Destination**

**Level of play**  
(var., j.v., soph. fresh.)

June 12 <sup>th</sup> 13 <sup>th</sup>	133 miles	North Seuser	JV/Var
June 25 <sup>th</sup> 27 <sup>th</sup>	190 miles	St George	JV/var
July 13 <sup>th</sup> - 17 <sup>th</sup>	190 miles	St George	JV/var
July 22 <sup>nd</sup> 25 <sup>th</sup>	267 miles	Grand Junction	JV/var.



\_\_\_\_\_  
*Signature of School Board President*



\_\_\_\_\_  
*Date*

**Please duplicate this form for use in each sport**



Jordan Draper <jordan.draper@garfk12.org>

## Email

1 message

**Jotform** <noreply@jotform.com>  
 Reply-To: lane.mecham@garfk12.org  
 To: jordan.draper@garfk12.org, mike.edwards@garfk12.org

Wed, Apr 22, 2026 at 3:24 PM

This is notify you that your supervisor and the Business Administrator have approved your trip request. Because this trip is over 200 miles and/or out-of-state, it's now being sent to the School Board for final approval. Once it's approved by the Board you'll be notified.



You can see the submission details below.

### Trip & Bus Request Form

Requestor's Name	Mike Edwards
Requestor's School Location	Other
Contact E-mail	<a href="mailto:mike.edwards@garfk12.org">mike.edwards@garfk12.org</a>
Contact Cell Phone:	(435) 559-7047
Trip Type	Professional Development / Training
Date Leaving	06-15-2026
Day of Week - Leaving	Monday
Date Returning	06-18-2026
Day of Week - Returning	Thursday

Total Trip Days:	4
Describe the Purpose of the Trip	Training
Number of Students Attending	0
Number of Chaperones (Note: 15:1 student-chaperone ratio)	0
Name of Destination City & State	Park City Utah
Trip Distance	In-State: Over 200 miles
Mode of Transportation	Suburban/Van/Other School Vehicle



# “FREEDOM RUNS HERE”

April 3, 2026

Bryce Canyon Half Marathon Sponsor:

The Bryce Canyon Half Marathon & 5K Committee is excited to be celebrating our 24th year of running through the Bryce Canyon area! Our race event will take place on July 11, 2026. We are pleased to incorporate the America 250 Utah theme celebrating America's Semiquincentennial. We hope you'll join us in this celebration!! We're encouraging the nation to come to our wonderful spot in the county and participate in this spectacular event, highlighting the idea that "Freedom Runs Here!" We would like to extend our thanks to all of our returning sponsors for your continued support and contributions that make our race so successful. We welcome any new sponsors who would like to join as a sponsor this year!

Your race contributions support race execution and advertising, which invites 1500 runners and their families to our gorgeous Bryce Canyon area. Race proceeds are dispersed to local community projects through the Bryce Community Foundation. The foundation has supported local sports teams, school clubs/organizations, town improvement projects, a Veteran's Memorial, new tourism events, and is able to review new applications annually. It is not only for the Bryce Valley area but also for ALL communities within Garfield County.

If you would like to join us as a sponsor this year, please complete the following form to select the sponsorship level you'd like to purchase. Sponsor package details follow on the next page. Payment will be due by May 15th, 2026, to allow us time to promote you as a sponsor prior to the race. Thank you for your consideration. Sponsors like you make the Bryce Canyon Half Marathon & 5K the success it is today!

Let us help you promote your business! The best way we can support you as a sponsor is to share your business posts that promote both your business and our race event with runners. Please create and share posts on your social media accounts and tag us in them. When we see the tag, we can then share that post to our social media outlets. We will also link your website to ours and guarantee advertising to our runners based on the sponsorship package you choose.

Tag us on Facebook at #brycecanyonhalfmarathon

Tag us on Instagram at @brycehalf

Post our event on your website and viewers can see it as they go to your business link on our website. We look forward to supporting you through your support of our race event. Let's work together to promote your business, our race event, and Garfield County!

Use the contact information below for inquiries. Please direct communication to Yolanda Cowan.

Mailing: BC Half Marathon, c/o Yolanda Cowan, PO Box 284, Tropic, Utah 84776

Email: [bchalfsponsors@gmail.com](mailto:bchalfsponsors@gmail.com)

Phone: 435-616-9654

Again, thank you for your continued support!

The Bryce Canyon Half Marathon & 5K Race Committee

**NEW!! THIS YEAR!** SCAN THE QR CODE TO PAY ELECTRONICALLY  
USING OUR SECURE EVENT WEBSITE. IT WILL ASK YOU TO  
UPLOAD A LOGO TO ADVERTISE TO OUR RUNNERS.

**NEW!! THIS YEAR!**



# SPONSORSHIP PACKAGE SELECTION FORM

**\*\*NEW PAYMENT OPTION\*\***: USE THE FOLLOWING LINK TO PAY DIGITALLY:

[HTTPS://WWW.RACEENTRY.COM/RACES/BRYCE-CANYON-HALF-MARATHON/2026/SPONSOR](https://www.raceentry.com/races/bryce-canyon-half-marathon/2026/sponsor)

THIS LINK WILL REQUEST THAT YOU UPLOAD YOUR COMPANY LOGO IN ORDER FOR IT TO BE LISTED ON THE EVENT WEBSITE FOR THE RUNNERS WHEN THEY REGISTER. IT IS A WONDERFUL ADDITION TO OUR OPTIONS THIS YEAR AND WE HOPE YOU'LL TAKE ADVANTAGE OF THE OPPORTUNITY FOR ANOTHER ADVERTISEMENT OPPORTUNITY.

Sponsor Name:							
Name of Contact:							
Contact Information:							
Mailing Address:							
City:					Zip Code:		
Email Address:							
Phone Number:							
Sponsorship Package Choice: Please circle your choice							
Platinum			Gold			Silver	
Preferred Method of Contact: Please Circle Your Choice							
Email		Phone Call		In-Person		Postal Service	
Please indicate the number and size of shirts desired based on your sponsor selection. Sizes are in adult sizes and unisex. Shirts will only be given based on the sponsorship package purchased. Platinum - 8 shirts; Gold - 4 shirts; Silver - 2 shirts							
XS	S	M	L	XL	2XL	3XL	4XL

The Bryce Community Foundation is organized exclusively for the charitable, religious, education and scientific purposes, including for such purposes the making of distributions to organizations that qualify as exempt organizations under the section 501c4 of the Internal Revenue Code, or the corresponding section of any future federal tax code. The purpose of the corporation is to aid in the organization, promotion and management of recreational activities in the Bryce Valley area and to engage any other lawful act for which a nonprofit corporation may be organized under U.C.A. 16-6.

# BRYCE CANYON HALF MARATHON AND 5K SPONSORSHIP PACKAGES

[www.brycecanyonhalfmarathon.com](http://www.brycecanyonhalfmarathon.com)

Please email [bchalfsponsors@gmail.com](mailto:bchalfsponsors@gmail.com) with questions or to provide us with your digital logo.

## \*\* NEW OPPORTUNITY\*\* SWAG SPONSOR - PROMOTIONAL ADVERTISEMENT ITEMS

To be a swag sponsor, you will provide swag items representing your company in an equal dollar amount to the categories listed below. We have approximately 800 runners each year. Swag items can have your business logo and information on them. Swag items need to be provided to the marathon committee by June 10th. You will receive the sponsor benefits listed below according to the amount of swag items. This is an opportunity to have direct advertisement where we place business ad items for your company directly into the hands of the runners. Swag items can be items such as pens, small notebooks, chapstick, keychains, stickers, stress balls, runner goo or protein bars with company stickers on them, etc. Please contact Yolanda Cowan (435-616-9654) if interested in being a swag sponsor and with any questions.

### PLATINUM - \$500 PLUS

- Website listing on [www.brycecanyonhalfmarathon.com](http://www.brycecanyonhalfmarathon.com) with your company information listed as a sponsor.
- Company logo is featured on the back of the volunteer shirt identifying you as a platinum sponsor.
- Company logo and name is featured at the finish line on promotional banners.
- Direct advertisement opportunity - if you choose to provide us with a card/flyer/coupon we will place your information in the registration packet and place it directly into the hands of the runners.
- As soon as we receive your payment, we will post your business on our social media outlets. We will post 3 additional times between then and post race for your business.
- You will receive 8 complimentary sponsor shirts.
- You will receive 2 complimentary race entries designated to runners of your choice. You will receive the promo code after your payment is received.

### GOLD - \$250 PLUS

- Website listing on [www.brycecanyonhalfmarathon.com](http://www.brycecanyonhalfmarathon.com) with your company information listed as a sponsor.
- Company logo is featured on the back of the volunteer shirt identifying you as a gold sponsor.
- Company logo and name is featured at the finish line on promotional banners.
- Direct advertisement opportunity - if you choose to provide us with a card/flyer/coupon we will place your information in the registration packet and place it directly into the hands of the runners.
- As soon as we receive your payment, we will post your business on our social media outlets. We will post 2 additional times between then and post race for your business.
- You will receive 4 complimentary sponsor shirts.

### SILVER - \$100 PLUS

- Website listing on [www.brycecanyonhalfmarathon.com](http://www.brycecanyonhalfmarathon.com) with your company information listed as a sponsor.
- Company name is featured on the back of the volunteer shirt identifying you as a silver sponsor.
- As soon as we receive your payment, we will post your business on our social media outlets.
- You will receive 2 complimentary sponsor shirts.

